

COVID-19: summary of cases and monitoring

Data through Mar 16, 2021 verified as of Mar 17, 2021 at 09:25 AM

Data in this report are provisional and subject to change.

Cases: people with positive PCR or antigen test result		Cases: people with positive PCR or antigen test result	
Total cases		Risk factors for Florida residents	
Florida residents	1,952,321	Traveled	15,487
Non-Florida residents	36,703	Contact with a known case	763,426
Type of testing		Traveled and contact with a known case	21,080
Florida residents	1,952,321	Neither	1,152,328
Positive by BPHL/CDC	71,862	No travel and no contact	229,518
Positive by commercial/hospital lab	1,880,459	Travel is unknown	664,670
PCR positive	1,578,958	Contact is unknown	430,943
Antigen positive	373,363	Contact is pending	426,983
Non-Florida residents	36,703	Travel can be unknown and contact can be unknown or pending for the same case, these numbers will sum to more than the "neither" total.	
Positive by BPHL/CDC	882		
Positive by commercial/hospital lab	35,821		
PCR positive	25,261		
Antigen positive	11,442		
Characteristics			
Florida residents hospitalized	82,786		
Florida resident deaths	32,504		
Non-Florida resident deaths	616		
Hospitalized counts include anyone who was hospitalized at some point during their illness. It does not reflect the number of people currently hospitalized.			
More information on deaths identified through death certificate data is available on the National Center for Health Statistics website at www.cdc.gov/nchs/nvss/vsrr/COVID19/index.htm .			

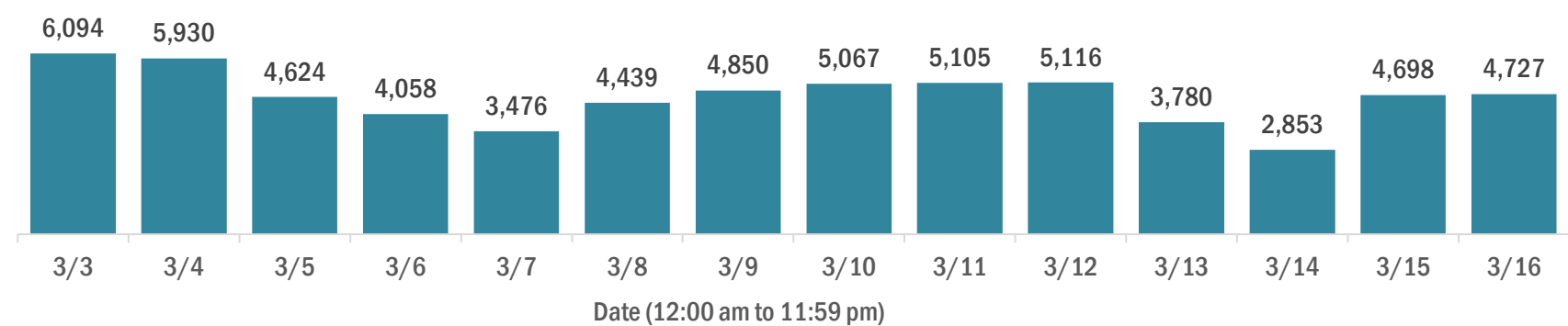
COVID-19: summary of laboratory testing

Data through Mar 16, 2021 verified as of Mar 17, 2021 at 09:25 AM

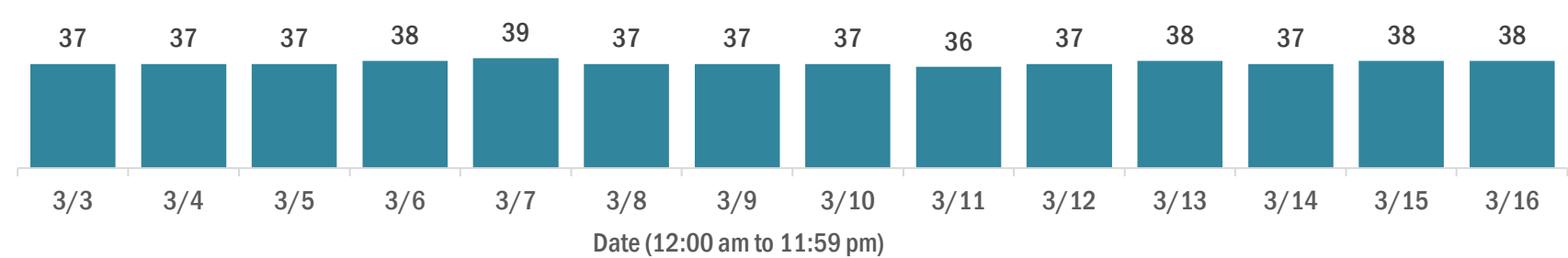
Data in this report are provisional and subject to change.

Cases in Florida residents per day for the past 2 weeks

Number of cases per day



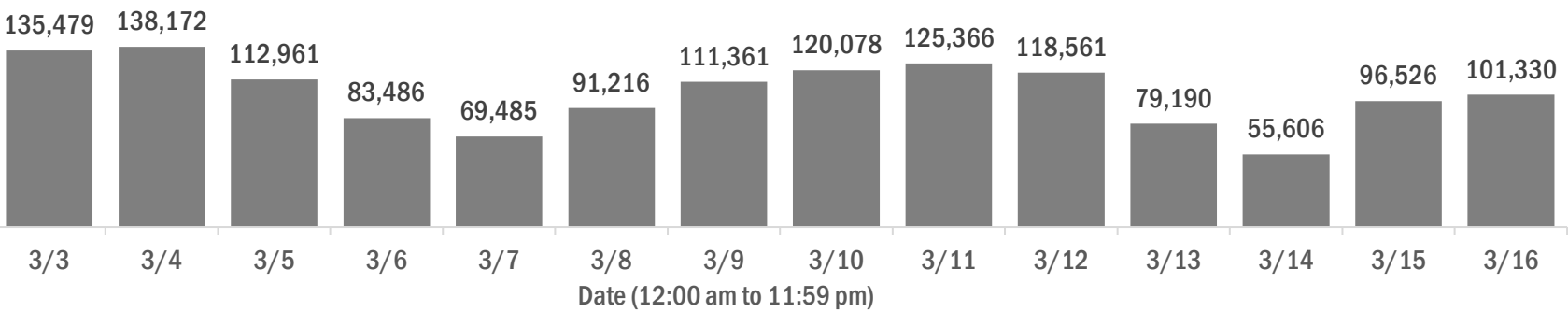
Median age of cases by day



Laboratory testing for Florida residents over the past 2 weeks

Number of Florida residents tested per day

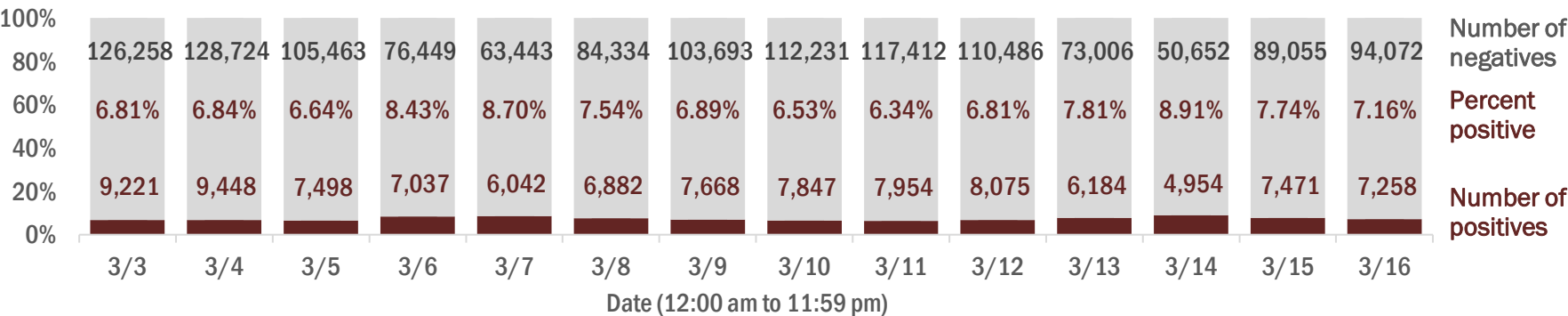
These counts include the number of people for whom the Department received PCR or antigen laboratory results by day. People tested on multiple days will be included for each day a new result was received. A person is only counted once for each day they are tested, regardless of whether multiple specimens are tested or multiple results are received.



Number and percent of Florida residents with positive test results

The percent of positive results ranged from 6.34% to 8.91% over the past 2 weeks and was 7.16% yesterday.

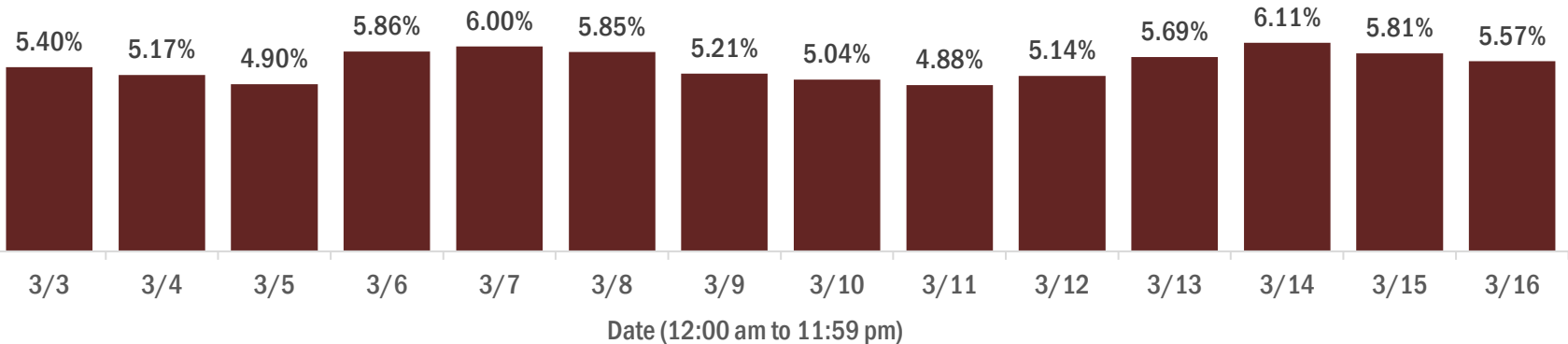
These counts include the number of people for whom the Department received PCR or antigen laboratory results by day. People tested on multiple days will be included for each day a new result was received. A person is only counted once for each day they are tested, regardless of whether multiple specimens are tested or multiple results are received. If a person has a positive specimen and a negative specimen in the same day, only the positive result is counted.



Percent positivity for new cases in Florida residents

The percent of positive results ranged from 4.88% to 6.11% over the past 2 weeks and was 5.57% yesterday.

This percent is the number of people who test PCR- or antigen-positive for the first time divided by all the people tested that day, excluding people who have previously tested positive.



COVID-19: characteristics of 1,952,321 Florida resident cases

Data through Mar 16, 2021 verified as of Mar 17, 2021 at 09:25 AM

Data in this report are provisional and subject to change.

Age group	Cases		Hospitalizations		Deaths	
0-4 years	39,189	<div><div></div></div> 2%	545	<div><div></div></div> 1%	1	<div><div></div></div> 0%
5-14 years	122,333	<div><div></div></div> 6%	528	<div><div></div></div> 1%	5	<div><div></div></div> 0%
15-24 years	300,383	<div><div></div></div> 15%	2,054	<div><div></div></div> 2%	40	<div><div></div></div> 0%
25-34 years	338,981	<div><div></div></div> 17%	4,032	<div><div></div></div> 5%	174	<div><div></div></div> 1%
35-44 years	302,285	<div><div></div></div> 15%	6,031	<div><div></div></div> 7%	491	<div><div></div></div> 2%
45-54 years	297,377	<div><div></div></div> 15%	9,324	<div><div></div></div> 11%	1,230	<div><div></div></div> 4%
55-64 years	257,656	<div><div></div></div> 13%	14,033	<div><div></div></div> 17%	3,472	<div><div></div></div> 11%
65-74 years	161,408	<div><div></div></div> 8%	17,291	<div><div></div></div> 21%	6,892	<div><div></div></div> 21%
75-84 years	89,368	<div><div></div></div> 5%	17,306	<div><div></div></div> 21%	9,907	<div><div></div></div> 30%
85+ years	42,069	<div><div></div></div> 2%	11,634	<div><div></div></div> 14%	10,292	<div><div></div></div> 32%
Unknown	1,272	<div><div></div></div> 0%	8	<div><div></div></div> 0%	0	<div><div></div></div> 0%
Total	1,952,321		82,786		32,504	

Gender	Cases	
Female	1,020,645	<div><div></div></div> 52%
Male	917,234	<div><div></div></div> 47%
Unknown	14,442	<div><div></div></div> 1%
Total	1,952,321	

Ethnicity	Cases		Hospitalizations		Deaths	
Hispanic	624,071	<div><div></div></div> 32%	21,050	<div><div></div></div> 25%	7,551	<div><div></div></div> 23%
Non-Hispanic	941,897	<div><div></div></div> 48%	57,768	<div><div></div></div> 70%	22,780	<div><div></div></div> 70%
Unknown	386,353	<div><div></div></div> 20%	3,968	<div><div></div></div> 5%	2,173	<div><div></div></div> 7%
Total	1,952,321		82,786		32,504	

Race and ethnicity	Cases		Hospitalizations		Deaths	
White	1,099,473	<div><div></div></div> 56%	54,092	<div><div></div></div> 65%	23,786	<div><div></div></div> 73%
Hispanic	416,949	<div><div></div></div> 21%	15,021	<div><div></div></div> 18%	6,034	<div><div></div></div> 19%
Non-Hispanic	600,685	<div><div></div></div> 31%	37,412	<div><div></div></div> 45%	16,663	<div><div></div></div> 51%
Unknown	81,839	<div><div></div></div> 4%	1,659	<div><div></div></div> 2%	1,089	<div><div></div></div> 3%
Black	257,944	<div><div></div></div> 13%	17,221	<div><div></div></div> 21%	5,167	<div><div></div></div> 16%
Hispanic	15,065	<div><div></div></div> 1%	724	<div><div></div></div> 1%	216	<div><div></div></div> 1%
Non-Hispanic	221,765	<div><div></div></div> 11%	16,145	<div><div></div></div> 20%	4,770	<div><div></div></div> 15%
Unknown	21,114	<div><div></div></div> 1%	352	<div><div></div></div> 0%	181	<div><div></div></div> 1%
Other race	294,304	<div><div></div></div> 15%	9,191	<div><div></div></div> 11%	2,593	<div><div></div></div> 8%
Hispanic	148,409	<div><div></div></div> 8%	4,822	<div><div></div></div> 6%	1,133	<div><div></div></div> 3%
Non-Hispanic	100,398	<div><div></div></div> 5%	3,946	<div><div></div></div> 5%	1,233	<div><div></div></div> 4%
Unknown	45,497	<div><div></div></div> 2%	423	<div><div></div></div> 1%	227	<div><div></div></div> 1%
Unknown race	300,600	<div><div></div></div> 15%	2,282	<div><div></div></div> 3%	958	<div><div></div></div> 3%
Hispanic	43,648	<div><div></div></div> 2%	483	<div><div></div></div> 1%	168	<div><div></div></div> 1%
Non-Hispanic	19,049	<div><div></div></div> 1%	265	<div><div></div></div> 0%	114	<div><div></div></div> 0%
Unknown	237,903	<div><div></div></div> 12%	1,534	<div><div></div></div> 2%	676	<div><div></div></div> 2%
Total	1,952,321		82,786		32,504	

Hospitalization counts include anyone who was hospitalized at some point during their illness. It does not reflect the number of people currently hospitalized. **Other race** includes any person with a race of American Indian/Alaskan native, Asian, native Hawaiian/Pacific Islander, or other.

COVID-19: deaths in Florida residents and staff of long-term care facilities

Data through Mar 16, 2021 verified as of Mar 17, 2021 at 09:25 AM

Data in this report are provisional and subject to change.

For current cases in residents or staff of long-term care facilities, please visit: <https://floridahealthcovid19.gov/>

County	Deaths		County	Deaths		County	Deaths	
Palm Beach	1047	<div></div> 10%	Okaloosa	160	<div></div> 1%	Gilchrist	19	<div></div> 0%
Dade	996	<div></div> 9%	Hernando	156	<div></div> 1%	Calhoun	17	<div></div> 0%
Pinellas	882	<div></div> 8%	Osceola	139	<div></div> 1%	Gulf	17	<div></div> 0%
Broward	652	<div></div> 6%	Charlotte	133	<div></div> 1%	Flagler	16	<div></div> 0%
Hillsborough	556	<div></div> 5%	Clay	118	<div></div> 1%	Wakulla	16	<div></div> 0%
Polk	414	<div></div> 4%	Indian River	116	<div></div> 1%	Bradford	14	<div></div> 0%
Duval	410	<div></div> 4%	Leon	95	<div></div> 1%	Gadsden	14	<div></div> 0%
Brevard	391	<div></div> 4%	Bay	88	<div></div> 1%	Washington	13	<div></div> 0%
Sarasota	386	<div></div> 4%	Jackson	87	<div></div> 1%	Baker	12	<div></div> 0%
Orange	384	<div></div> 4%	St. Johns	86	<div></div> 1%	Holmes	10	<div></div> 0%
Lee	338	<div></div> 3%	Highlands	83	<div></div> 1%	Jefferson	10	<div></div> 0%
Marion	318	<div></div> 3%	Santa Rosa	80	<div></div> 1%	Franklin	9	<div></div> 0%
Volusia	285	<div></div> 3%	Alachua	74	<div></div> 1%	Lafayette	8	<div></div> 0%
Escambia	274	<div></div> 3%	Suwannee	59	<div></div> 1%	Levy	7	<div></div> 0%
St. Lucie	235	<div></div> 2%	Columbia	50	<div></div> 0%	Desoto	6	<div></div> 0%
Seminole	226	<div></div> 2%	Sumter	45	<div></div> 0%	Dixie	4	<div></div> 0%
Lake	223	<div></div> 2%	Putnam	39	<div></div> 0%	Monroe	4	<div></div> 0%
Pasco	219	<div></div> 2%	Nassau	35	<div></div> 0%	Taylor	3	<div></div> 0%
Manatee	191	<div></div> 2%	Hendry	29	<div></div> 0%	Hardee	2	<div></div> 0%
Collier	190	<div></div> 2%	Walton	28	<div></div> 0%	Hamilton	1	<div></div> 0%
Citrus	176	<div></div> 2%	Okeechobee	24	<div></div> 0%	Liberty	1	<div></div> 0%
Martin	163	<div></div> 1%	Madison	20	<div></div> 0%	Total	10,903	

Note: cases are summarized by the county of usual residence. Residents and staff may be cases associated with facilities that are not in their county of usual residence, resulting in cases being included below for counties that do not have facilities with known cases.

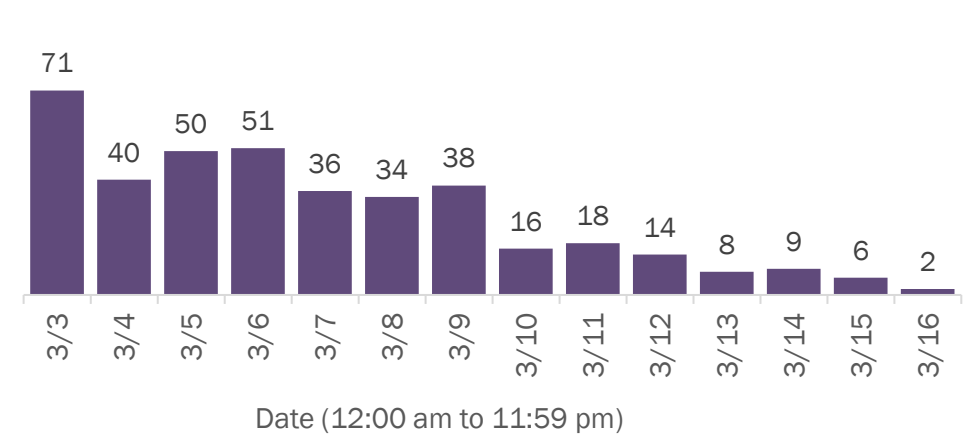
COVID-19: cases in Florida residents who have died

Data through Mar 16, 2021 verified as of Mar 17, 2021 at 09:25 AM

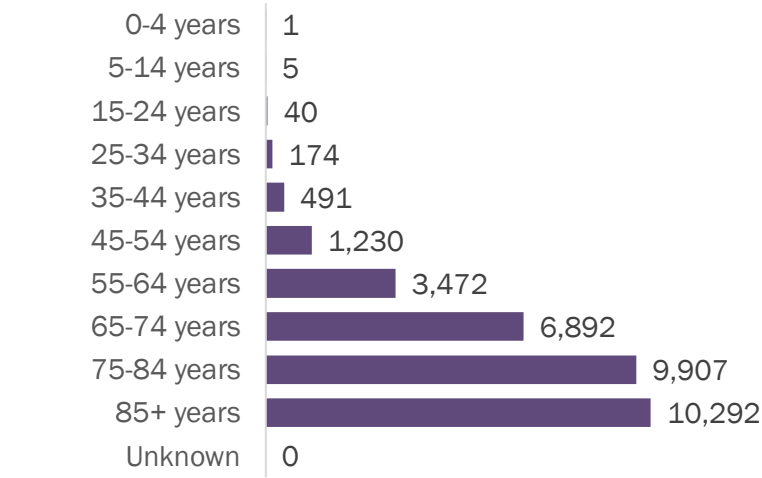
Data in this report are provisional and subject to change.

Demographics for all identified COVID-19 deaths: 32,504

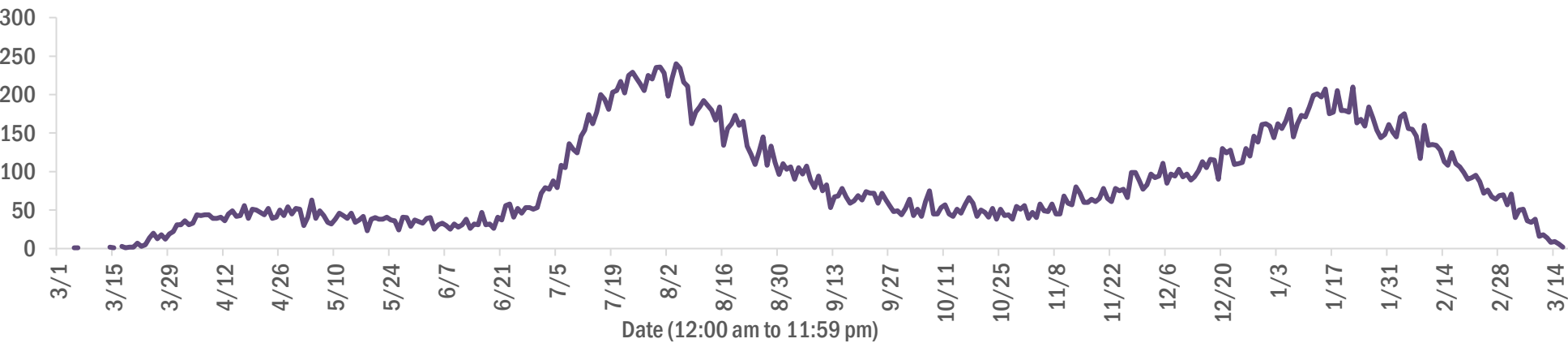
Deaths by date of death for the past 2 weeks



Deaths by age group



Deaths by date of death since March 2020



Age group	Deaths	Cases	Case fatality rate	Mortality rate per 100,000 population
0-4 years	1	39,189	0.0%	0.1
5-14 years	5	122,333	0.0%	0.2
15-24 years	40	300,383	0.0%	1.6
25-34 years	174	338,981	0.1%	6.1
35-44 years	491	302,285	0.2%	18.8
45-54 years	1,230	297,377	0.4%	44.1
55-64 years	3,472	257,656	1.3%	120.0
65-74 years	6,892	161,408	4.3%	284.0
75-84 years	9,907	89,368	11.1%	705.5
85+ years	10,292	42,069	24.5%	1782.1
Unknown	0	1,272	0.0%	
Total	32,504	1,952,321	1.7%	150.5

Gender	Deaths	Cases	Case fatality rate	Mortality rate per 100,000 population
Male	18,226	917,234	2.0%	172.6
Female	14,278	1,020,645	1.4%	129.3
Unknown	0	14,442	0.0%	
Total	32,504	1,952,321	1.7%	150.5

Race	Deaths	Cases	Case fatality rate	Mortality rate per 100,000 population
White	23,786	1,099,473	2.2%	142.5
Other	2,593	294,304	0.9%	208.4
Black	5,167	257,944	2.0%	141.3
Unknown	958	300,600	0.3%	
Total	32,504	1,952,321	1.7%	150.5

Ethnicity	Deaths	Cases	Case fatality rate	Mortality rate per 100,000 population
Non-Hispanic	22,780	941,897	2.4%	143.1
Hispanic	7,551	624,071	1.2%	133.0
Unknown	2,173	386,353	0.6%	
Total	32,504	1,952,321	1.7%	150.5

COVID-19: characteristics of 1,952,321 cases

Data through Mar 16, 2021 verified as of Mar 17, 2021 at 09:25 AM

Data in this report are provisional and subject to change.

Tables below include cases in Florida residents and non-Florida residents.

All 67 Florida counties have cases:

County	FL resident cases		Non-FL resident cases	Total cases	FL resident deaths	FL death rate
Dade	424,549	<div></div> 22%	5,285	429,834	5,699	1.3%
Broward	203,094	<div></div> 10%	2,379	205,473	2,569	1.3%
Palm Beach	124,551	<div></div> 6%	2,178	126,729	2,586	2.1%
Orange	117,236	<div></div> 6%	1,666	118,902	1,150	1.0%
Hillsborough	115,712	<div></div> 6%	979	116,691	1,567	1.4%
Duval	89,470	<div></div> 5%	1,490	90,960	1,248	1.4%
Pinellas	67,762	<div></div> 3%	1,706	69,468	1,522	2.2%
Lee	58,258	<div></div> 3%	2,020	60,278	905	1.6%
Polk	58,848	<div></div> 3%	416	59,264	1,203	2.0%
Osceola	37,649	<div></div> 2%	634	38,283	471	1.3%
Volusia	35,584	<div></div> 2%	606	36,190	695	2.0%
Brevard	35,194	<div></div> 2%	626	35,820	784	2.2%
Pasco	34,647	<div></div> 2%	314	34,961	676	2.0%
Escambia	30,896	<div></div> 2%	3,569	34,465	654	2.1%
Manatee	32,796	<div></div> 2%	740	33,536	630	1.9%
Collier	30,254	<div></div> 2%	1,148	31,402	481	1.6%
Leon	28,982	<div></div> 1%	868	29,850	297	1.0%
Seminole	28,384	<div></div> 1%	211	28,595	448	1.6%
Marion	28,347	<div></div> 1%	138	28,485	900	3.2%
Sarasota	26,838	<div></div> 1%	1,337	28,175	751	2.8%
Lake	25,346	<div></div> 1%	408	25,754	591	2.3%
St. Lucie	23,081	<div></div> 1%	163	23,244	562	2.4%
Alachua	22,620	<div></div> 1%	260	22,880	251	1.1%
St. Johns	20,357	<div></div> 1%	287	20,644	200	1.0%
Okaloosa	19,300	<div></div> 1%	207	19,507	342	1.8%
Bay	18,486	<div></div> 1%	730	19,216	365	2.0%
Santa Rosa	17,288	<div></div> 1%	220	17,508	276	1.6%
Clay	16,998	<div></div> 1%	44	17,042	318	1.9%
Hernando	11,812	<div></div> 1%	90	11,902	435	3.7%
Indian River	11,323	<div></div> 1%	96	11,419	274	2.4%
Charlotte	10,899	<div></div> 1%	175	11,074	388	3.6%
Martin	10,831	<div></div> 1%	196	11,027	293	2.7%
Citrus	9,996	<div></div> 1%	85	10,081	419	4.2%
Sumter	8,328	<div></div> 0%	94	8,422	242	2.9%
Nassau	7,457	<div></div> 0%	429	7,886	118	1.6%

County	FL resident cases		Non-FL resident cases	Total cases	FL resident deaths	FL death rate
Columbia	7,710	<div></div> 0%	37	7,747	161	2.1%
Highlands	7,385	<div></div> 0%	79	7,464	311	4.2%
Walton	6,455	<div></div> 0%	763	7,218	81	1.3%
Flagler	6,250	<div></div> 0%	78	6,328	93	1.5%
Monroe	5,826	<div></div> 0%	335	6,161	47	0.8%
Jackson	5,938	<div></div> 0%	64	6,002	153	2.6%
Putnam	5,928	<div></div> 0%	19	5,947	133	2.2%
Gadsden	5,496	<div></div> 0%	16	5,512	91	1.7%
Suwannee	5,152	<div></div> 0%	28	5,180	135	2.6%
Hendry	4,373	<div></div> 0%	17	4,390	76	1.7%
Desoto	3,937	<div></div> 0%	19	3,956	79	2.0%
Okeechobee	3,597	<div></div> 0%	45	3,642	83	2.3%
Unknown	370	<div></div> 0%	3,146	3,516	0	0.0%
Baker	3,309	<div></div> 0%	15	3,324	57	1.7%
Wakulla	3,200	<div></div> 0%	12	3,212	52	1.6%
Levy	3,005	<div></div> 0%	13	3,018	43	1.4%
Bradford	2,876	<div></div> 0%	13	2,889	54	1.9%
Hardee	2,849	<div></div> 0%	14	2,863	35	1.2%
Taylor	2,675	<div></div> 0%	6	2,681	43	1.6%
Washington	2,628	<div></div> 0%	20	2,648	48	1.8%
Holmes	2,172	<div></div> 0%	31	2,203	45	2.1%
Madison	2,001	<div></div> 0%	26	2,027	43	2.1%
Gulf	1,867	<div></div> 0%	23	1,890	41	2.2%
Union	1,761	<div></div> 0%	1	1,762	70	4.0%
Calhoun	1,640	<div></div> 0%	3	1,643	42	2.6%
Lafayette	1,603	<div></div> 0%	0	1,603	25	1.6%
Hamilton	1,557	<div></div> 0%	19	1,576	23	1.5%
Dixie	1,531	<div></div> 0%	3	1,534	22	1.4%
Gilchrist	1,451	<div></div> 0%	4	1,455	37	2.5%
Jefferson	1,391	<div></div> 0%	22	1,413	24	1.7%
Franklin	1,255	<div></div> 0%	33	1,288	16	1.3%
Liberty	1,050	<div></div> 0%	1	1,051	15	1.4%
Glades	910	<div></div> 0%	4	914	16	1.8%
Total	1,952,321		36,703	1,989,024	32,504	1.7%

COVID-19: characteristics of 1,952,321 Florida resident cases

Data through Mar 16, 2021 verified as of Mar 17, 2021 at 09:25 AM

Data in this report are provisional and subject to change.

The table below includes the cities and counties of residence for cases in Florida residents based on the patient's ZIP Code. Note that city is not always received as part of the initial notification and may be missing while the case is being investigated.

City and county	Cases
Miami, Dade	245,787
Orlando, Orange	86,568
Jacksonville, Duval	84,061
Tampa, Hillsborough	67,450
Hialeah, Dade	60,095
Fort Lauderdale, Broward	43,512
Hollywood, Broward	38,881
West Palm Beach, Palm Beach	30,463
Kissimmee, Osceola	29,042
Tallahassee, Leon	27,977
Homestead, Dade	25,924
Pensacola, Escambia	25,676
Naples, Collier	25,536
Saint Petersburg, Pinellas	24,813
Fort Myers, Lee	22,795
Bradenton, Manatee	21,360
Boca Raton, Palm Beach	21,066
Ocala, Marion	20,886
Lakeland, Polk	20,531
Pompano Beach, Broward	19,550
Gainesville, Alachua	17,988
Sarasota, Sarasota	16,571
Port Saint Lucie, St. Lucie	15,262
Lake Worth, Palm Beach	15,131
Cape Coral, Lee	14,802
Miami Beach, Dade	13,382
Clearwater, Pinellas	13,347
Miramar, Broward	13,267
Boynton Beach, Palm Beach	12,058
Panama City, Bay	11,747
Doral, Dade	11,734
Coral Springs, Broward	11,698
Miami Gardens, Dade	11,286
Saint Augustine, St. Johns	10,911
Melbourne, Brevard	10,168
Winter Haven, Polk	9,925
Delray Beach, Palm Beach	9,381
Lehigh Acres, Lee	9,204
Davie, Broward	8,893
Riverview, Hillsborough	8,835
Vero Beach, Indian River	8,703
Milton, Santa Rosa	8,349
Palm Bay, Brevard	8,159
New Port Richey, Pasco	7,994
Sunrise, Broward	7,981
Fort Pierce, St. Lucie	7,661
Saint Cloud, Osceola	7,468
Coral Gables, Dade	7,459
Largo, Pinellas	7,408
Apopka, Orange	7,247
Daytona Beach, Volusia	7,205
Spring Hill, Hernando	7,047
Lake City, Columbia	7,019
Plantation, Broward	7,005
Orange Park, Clay	6,933
North Miami Beach, Dade	6,825
Clermont, Lake	6,766
Davenport, Polk	6,676
Brandon, Hillsborough	6,612

COVID-19: characteristics of 1,952,321 Florida resident cases

Data through Mar 16, 2021 verified as of Mar 17, 2021 at 09:25 AM

Data in this report are provisional and subject to change.

The table below includes the cities and counties of residence for cases in Florida residents based on the patient's ZIP Code. Note that city is not always received as part of the initial notification and may be missing while the case is being investigated.

City and county	Cases
Jupiter, Palm Beach	6,422
Weston, Broward	6,316
Sanford, Seminole	6,309
Plant City, Hillsborough	6,287
Deltona, Volusia	6,218
Deerfield Beach, Broward	5,913
Winter Garden, Orange	5,774
Tamarac, Broward	5,460
Fort Walton Beach, Okaloosa	5,369
Port Charlotte, Charlotte	5,351
Palm Coast, Flagler	5,251
Crestview, Okaloosa	5,141
Stuart, Martin	5,115
Wesley Chapel, Pasco	5,073
Coconut Creek, Broward	4,985
Palm Beach Gardens, Palm Beach	4,936
Margate, Broward	4,900
Land O Lakes, Pasco	4,857
Winter Park, Orange	4,793
Deland, Volusia	4,780
Palmetto, Manatee	4,749
Palm Harbor, Pinellas	4,742
Wellington, Palm Beach	4,660
Oviedo, Seminole	4,641
Miami Lakes, Dade	4,400
Opa Locka, Dade	4,348
Altamonte Springs, Seminole	4,309
Lutz, Hillsborough	4,227
Port Orange, Volusia	4,177
Middleburg, Clay	4,158
Brooksville, Hernando	4,121
Haines City, Polk	4,120
Valrico, Hillsborough	4,075
Venice, Sarasota	4,045
North Port, Sarasota	4,026
The Villages, Sumter	4,008
Live Oak, Suwannee	4,008
Hallandale, Broward	3,986
Leesburg, Lake	3,951
Sebring, Highlands	3,949
Ocoee, Orange	3,949
Punta Gorda, Charlotte	3,943
Pembroke Pines, Broward	3,912
Saint Johns, St. Johns	3,833
Arcadia, Desoto	3,830
Seminole, Pinellas	3,711
Bonita Springs, Lee	3,703
Zephyrhills, Pasco	3,688
Ormond Beach, Volusia	3,670
Navarre, Santa Rosa	3,609
Okeechobee, Okeechobee	3,586
Pinellas Park, Pinellas	3,439
Windermere, Orange	3,415
Immokalee, Collier	3,373
North Lauderdale, Broward	3,369
Longwood, Seminole	3,368
North Miami, Dade	3,350
Ruskin, Hillsborough	3,314
Cocoa, Brevard	3,265

COVID-19: characteristics of 1,952,321 Florida resident cases

Data through Mar 16, 2021 verified as of Mar 17, 2021 at 09:25 AM

Data in this report are provisional and subject to change.

The table below includes the cities and counties of residence for cases in Florida residents based on the patient's ZIP Code. Note that city is not always received as part of the initial notification and may be missing while the case is being investigated.

City and county	Cases
Gulf Breeze, Santa Rosa	3,256
Niceville, Okaloosa	3,205
Cantonment, Escambia	3,112
Panama City Beach, Bay	3,009
Lake Worth Beach, Palm Beach	2,979
Jacksonville Beach, Duval	2,975
Key West, Monroe	2,950
Quincy, Gadsden	2,928
Casselberry, Seminole	2,904
Crawfordville, Wakulla	2,870
Hudson, Pasco	2,831
Port Richey, Pasco	2,828
Dade City, Pasco	2,819
Titusville, Brevard	2,804
Bartow, Polk	2,757
Cutler Ridge, Dade	2,754
Palatka, Putnam	2,750
North Fort Myers, Lee	2,742
Oakland Park, Broward	2,725
Fernandina Beach, Nassau	2,702
Winter Springs, Seminole	2,680
Green Cove Springs, Clay	2,665
Lake Mary, Seminole	2,641
Kissimmee, Polk	2,610
Aventura, Dade	2,605
Auburndale, Polk	2,589
Ponte Vedra Beach, St. Johns	2,548
Merritt Island, Brevard	2,538
Lake Wales, Polk	2,523
Perry, Taylor	2,510
New Smyrna Beach, Volusia	2,499
Tarpon Springs, Pinellas	2,452
Lynn Haven, Bay	2,448
Inverness, Citrus	2,383
Marianna, Jackson	2,374
Belle Glade, Palm Beach	2,369
Parkland, Broward	2,306
Clewiston, Hendry	2,291
Eustis, Lake	2,268
Fleming Island, Clay	2,257
Santa Rosa Beach, Walton	2,239
Wimauma, Hillsborough	2,234
Royal Palm Beach, Palm Beach	2,228
Cooper City, Broward	2,227
Dunedin, Pinellas	2,217
Loxahatchee, Palm Beach	2,193
Esteros, Lee	2,183
Holiday, Pasco	2,114
Defuniak Springs, Walton	2,054
Chipley, Washington	2,040
Parrish, Manatee	2,025
Sarasota, Manatee	2,023
Key Biscayne, Dade	2,023
Rockledge, Brevard	2,022
Destin, Okaloosa	1,974
Labelle, Hendry	1,944
Starke, Bradford	1,941
Palm City, Martin	1,937
Mount Dora, Lake	1,932

COVID-19: characteristics of 1,952,321 Florida resident cases

Data through Mar 16, 2021 verified as of Mar 17, 2021 at 09:25 AM

Data in this report are provisional and subject to change.

The table below includes the cities and counties of residence for cases in Florida residents based on the patient's ZIP Code. Note that city is not always received as part of the initial notification and may be missing while the case is being investigated.

City and county	Cases
Odessa, Hillsborough	1,929
Avon Park, Highlands	1,908
Riviera Beach, Palm Beach	1,901
Mulberry, Polk	1,891
Tavares, Lake	1,849
Seffner, Hillsborough	1,840
Summerfield, Marion	1,775
Yulee, Nassau	1,769
Groveland, Lake	1,738
Pinecrest, Dade	1,711
Lithia, Hillsborough	1,704
Wauchula, Hardee	1,664
Maitland, Orange	1,657
Orange City, Volusia	1,642
Macclenny, Baker	1,622
Sebastian, Indian River	1,600
Callahan, Nassau	1,587
Missing, Dade	1,585
Mayo, Lafayette	1,574
Lady Lake, Lake	1,562
Palmetto Bay, Dade	1,557
Bonifay, Holmes	1,554
Coconut Grove, Dade	1,549
Carol City, Dade	1,545
Ponte Vedra, St. Johns	1,542
Homosassa, Citrus	1,536
Crystal River, Citrus	1,509
Crossings, Dade	1,482
Dania, Broward	1,474
Lake Placid, Highlands	1,399
Pace, Santa Rosa	1,397
Gibsonton, Hillsborough	1,389
Oldsmar, Pinellas	1,368
Lake Butler, Union	1,365
Sun City Center, Hillsborough	1,358
Florida City, Dade	1,355
Hobe Sound, Martin	1,343
Dover, Hillsborough	1,340
Atlantic Beach, Duval	1,329
Madison, Madison	1,327
Apollo Beach, Hillsborough	1,323
Dunnellon, Marion	1,298
Edgewater, Volusia	1,297
Palm Springs, Palm Beach	1,287
Biscayne Park, Dade	1,284
Monticello, Jefferson	1,273
Debary, Volusia	1,272
Alachua, Alachua	1,257
Indiantown, Martin	1,238
Bellevue, Marion	1,236
Graceville, Jackson	1,221
North Palm Beach, Palm Beach	1,197
Lantana, Palm Beach	1,183
Century, Escambia	1,170
South Miami, Dade	1,140
Newberry, Alachua	1,125
Lecanto, Citrus	1,109
Ellenton, Manatee	1,093
Safety Harbor, Pinellas	1,091

COVID-19: characteristics of 1,952,321 Florida resident cases

Data through Mar 16, 2021 verified as of Mar 17, 2021 at 09:25 AM

Data in this report are provisional and subject to change.

The table below includes the cities and counties of residence for cases in Florida residents based on the patient's ZIP Code. Note that city is not always received as part of the initial notification and may be missing while the case is being investigated.

City and county	Cases
Williston, Levy	1,086
Havana, Gadsden	1,084
Jensen Beach, Martin	1,079
El Portal, Dade	1,075
Beverly Hills, Citrus	1,059
Hilliard, Nassau	1,057
Freeport, Walton	1,039
Satellite Beach, Brevard	1,034
Blountstown, Calhoun	1,032
Jasper, Hamilton	1,021
Lauderhill, Broward	1,016
Trenton, Gilchrist	985
Wildwood, Sumter	980
Wilton Manors, Broward	967
Wewahitchka, Gulf	959
Nokomis, Sarasota	954
Sanderson, Baker	941
Englewood, Charlotte	936
Keystone Heights, Clay	932
Hernando, Citrus	927
Mary Esther, Okaloosa	916
Fellsmere, Indian River	915
Frostproof, Polk	912
Key Largo, Monroe	907
Everglades National Park, Dade	904
Dunnellon, Citrus	889
Bushnell, Sumter	886
Polk City, Polk	886
Fisher Island, Dade	882
Port Saint Joe, Gulf	878
Shalimar, Okaloosa	877
Lauderdale Lakes, Broward	870
Medley, Dade	867
Moore Haven, Glades	852
Coleman, Sumter	838
Bristol, Liberty	815
Cross City, Dixie	813
Pahokee, Palm Beach	806
South Bay, Palm Beach	797
Marco Island, Collier	793
Cocoa Beach, Brevard	779
Chiefland, Levy	774
Fort Meade, Polk	773
High Springs, Alachua	754
Trinity, Pasco	746
Sorrento, Lake	741
Minneola, Lake	741
Glen Saint Mary, Baker	741
Spring Hill, Pasco	740
Indialantic, Brevard	733
Englewood, Sarasota	728
Chattahoochee, Gadsden	728
Thonotosassa, Hillsborough	718
Fruitland Park, Lake	712
Olympia Heights, Dade	704
Crescent City, Putnam	702
Uleta, Dade	701
Miramar Beach, Walton	700
Marathon, Monroe	695

COVID-19: characteristics of 1,952,321 Florida resident cases

Data through Mar 16, 2021 verified as of Mar 17, 2021 at 09:25 AM

Data in this report are provisional and subject to change.

The table below includes the cities and counties of residence for cases in Florida residents based on the patient's ZIP Code. Note that city is not always received as part of the initial notification and may be missing while the case is being investigated.

City and county	Cases
Southwest Ranches, Broward	694
Interlachen, Putnam	687
Coral, Dade	679
Umatilla, Lake	666
Fort Myers Beach, Lee	664
Lawtey, Bradford	663
Bowling Green, Hardee	662
Old Town, Dixie	659
Jacksonville, St. Johns	646
Lake Alfred, Polk	641
West Melbourne, Brevard	636
Fort White, Columbia	630
Neptune Beach, Duval	625
Silver Springs, Marion	604
Baker, Okaloosa	585
Weeki Wachee, Hernando	577
South Daytona, Volusia	568
Belle Isle, Orange	566
Bronson, Levy	565
Clearwater Beach, Pinellas	560
Palm Beach, Palm Beach	559
Surfside, Dade	552
Sneads, Jackson	550
Bunnell, Flagler	545
Jay, Santa Rosa	544
Gulfport, Pinellas	542
Carrabelle, Franklin	523
Mascotte, Lake	501
Hawthorne, Alachua	499
Rotunda West, Charlotte	494
Sweetwater, Dade	491
Oakland, Orange	486
Molino, Escambia	483
Cottondale, Jackson	483
Oxford, Sumter	479
Citra, Marion	478
Zolfo Springs, Hardee	467
Midway, Gadsden	466
Myakka City, Manatee	463
Florida State University, Leon	462
Youngstown, Bay	460
Ocklawaha, Marion	457
Cape Canaveral, Brevard	455
Mims, Brevard	453
Melbourne Beach, Brevard	452
East Palatka, Putnam	450
Tavernier, Monroe	447
Indian Harbour Beach, Brevard	444
Altha, Calhoun	436
Dundee, Polk	431
Alva, Lee	429
Bell, Gilchrist	427
Flagler Beach, Flagler	425
Branford, Suwannee	424
Celebration, Osceola	421
Bal Harbour, Dade	419
Apalachicola, Franklin	412
Centerville, Leon	395
Haverhill, Palm Beach	391

COVID-19: characteristics of 1,952,321 Florida resident cases

Data through Mar 16, 2021 verified as of Mar 17, 2021 at 09:25 AM

Data in this report are provisional and subject to change.

The table below includes the cities and counties of residence for cases in Florida residents based on the patient's ZIP Code. Note that city is not always received as part of the initial notification and may be missing while the case is being investigated.

City and county	Cases
Archer, Alachua	380
Webster, Sumter	380
Eagle Lake, Polk	375
De Leon Springs, Volusia	375
Hastings, St. Johns	363
Raiford, Union	363
Osprey, Sarasota	361
West Miami, Dade	356
Grand Ridge, Jackson	355
Tequesta, Palm Beach	352
Floral City, Citrus	351
Lake Park, Palm Beach	336
Holly Hill, Volusia	336
Greenville, Madison	332
Chuluota, Seminole	332
Grand Island, Lake	328
Ave Maria, Collier	327
Pierson, Volusia	326
Vernon, Washington	322
Montverde, Lake	315
Malone, Jackson	313
Jennings, Hamilton	313
Satsuma, Putnam	308
Sebastian, Brevard	305
Indian Rocks Beach, Pinellas	304
Gotha, Orange	302
Missing, Orange	301
Eastpoint, Franklin	301
Missing, Volusia	300
Laurel Hill, Okaloosa	298
Melrose, Putnam	296
Bryceville, Nassau	296
Westville, Holmes	294
Kenneth City, Pinellas	294
Elkton, St. Johns	292
Fort McCoy, Marion	291
Alafaya, Orange	289
Reddick, Marion	289
Valparaiso, Okaloosa	286
Malabar, Brevard	286
Lehigh, Lee	285
Winter Park, Seminole	279
Lake Panasoffkee, Sumter	276
Greenwood, Jackson	273
Anthony, Marion	271
Ponce De Leon, Holmes	268
San Antonio, Pasco	268
O Brien, Suwannee	266
Belleair, Pinellas	259
Geneva, Seminole	256
Greenacres, Palm Beach	255
Morriston, Levy	254
Inlet Beach, Walton	243
South Pasadena, Pinellas	241
Sanibel, Lee	239
Eglin Air Force Base, Okaloosa	238
Lee, Madison	236
Hallandale Beach, Broward	235
Fountain, Bay	234

COVID-19: characteristics of 1,952,321 Florida resident cases

Data through Mar 16, 2021 verified as of Mar 17, 2021 at 09:25 AM

Data in this report are provisional and subject to change.

The table below includes the cities and counties of residence for cases in Florida residents based on the patient's ZIP Code. Note that city is not always received as part of the initial notification and may be missing while the case is being investigated.

City and county	Cases
Edgewood, Orange	232
Fern Park, Seminole	231
Southport, Bay	230
Kindred, Osceola	225
Weirsdale, Marion	223
University Of Central Fl, Orange	223
White Springs, Hamilton	222
Gretna, Gadsden	220
Hosford, Liberty	220
Longboat Key, Manatee	217
Wellborn, Suwannee	214
Mcdavid, Escambia	207
Holt, Okaloosa	205
Saint James City, Lee	204
Islamorada, Monroe	202
Lakewood Ranch, Manatee	200
Astatula, Lake	200
Bay Harbor Islands, Dade	198
Holmes Beach, Manatee	196
Juno Beach, Palm Beach	193
Howey-In-The-Hills, Lake	192
Poinciana, Polk	191
Micanopy, Alachua	190
Mcalpin, Suwannee	189
Madeira Beach, Pinellas	188
Sopchoppy, Wakulla	186
Alford, Jackson	184
Babson Park, Polk	184
Altoona, Lake	184
Zellwood, Orange	183
Azalea Park, Orange	183
The Villages, Marion	181
Atlantis, Palm Beach	177
The Villages, Lake	174
Lake Helen, Volusia	171
Lauderdale By The Sea, Broward	170
Mangonia Park, Palm Beach	165
Summerland Key, Monroe	164
Center Hill, Sumter	164
Odessa, Pasco	162
Viera, Brevard	162
Caryville, Washington	161
Golden Beach, Dade	158
University Of Miami, Dade	158
Pomona Park, Putnam	157
Cutler Bay, Dade	156
Osteen, Volusia	153
Bokeelia, Lee	151
Hypoluxo, Palm Beach	149
Rocky Point, Hillsborough	149
University Of Fl, Alachua	147
Lockhart, Orange	147
Bay Lake, Orange	146
Oak Hill, Volusia	145
Grant-Valkaria, Brevard	144
Lutz, Pasco	142
Ponce Inlet, Volusia	140
Hiawassee, Orange	140
Sumterville, Sumter	139

COVID-19: characteristics of 1,952,321 Florida resident cases

Data through Mar 16, 2021 verified as of Mar 17, 2021 at 09:25 AM

Data in this report are provisional and subject to change.

The table below includes the cities and counties of residence for cases in Florida residents based on the patient's ZIP Code. Note that city is not always received as part of the initial notification and may be missing while the case is being investigated.

City and county	Cases
Clair-Mel City, Hillsborough	138
Citrus Springs, Citrus	138
Hollister, Putnam	135
Carrollwood, Hillsborough	132
Lady Lake, Sumter	131
Big Pine Key, Monroe	130
Baldwin, Duval	128
Cloud Lake, Palm Beach	127
Inglis, Levy	126
Missing, Lee	125
Hampton, Bradford	125
San Mateo, Putnam	125
Apopka, Seminole	124
Paisley, Lake	124
Steinhatchee, Taylor	123
Christmas, Orange	121
Lake Hamilton, Polk	120
Matlacha, Lee	119
Clarksville, Calhoun	119
Kendall, Dade	118
Belleair Beach, Pinellas	112
Placida, Charlotte	112
University Of Central Florida, Orange	111
West Park, Broward	110
Callaway, Bay	108
Buena Ventura Lakes, Osceola	107
Tierra Verde, Pinellas	107
Panacea, Wakulla	106
Saint Leo, Pasco	106
Seville, Volusia	102
Brooker, Bradford	101
Dinsmore, Duval	101
Barry University, Dade	101
Temple Terrace, Hillsborough	101
Astor, Lake	100
Harmony, Osceola	100
Hurlburt Field, Okaloosa	100
Lamont, Jefferson	100
Lighthouse Point, Broward	100
Cedar Key, Levy	99
South Fort Myers, Lee	98
Canal Point, Palm Beach	97
Missing, St. Johns	96
Barefoot Bay, Brevard	95
Tyndall Air Force Base, Bay	94
Florahome, Putnam	94
Bascom, Jackson	94
Bradenton Beach, Manatee	93
Dania Beach, Broward	93
Fruit Cove, St. Johns	93
Florida Gulf Coast Univ, Lee	93
Waldo, Alachua	92
University Of South Florida, Hillsborough	88
City Of Sunrise, Broward	88
Maitland, Seminole	87
Pinetta, Madison	87
Missing, Pinellas	86
Crystal Beach, Pinellas	85
Kathleen, Polk	84

COVID-19: characteristics of 1,952,321 Florida resident cases

Data through Mar 16, 2021 verified as of Mar 17, 2021 at 09:25 AM

Data in this report are provisional and subject to change.

The table below includes the cities and counties of residence for cases in Florida residents based on the patient's ZIP Code. Note that city is not always received as part of the initial notification and may be missing while the case is being investigated.

City and county	Cases
Missing, Marion	83
Lorida, Highlands	82
Sunny Isles Beach, Dade	81
F M, Lee	80
Fort Denaud, Hendry	80
Ocean Ridge, Palm Beach	77
Yalaha, Lake	76
Missing, St. Lucie	76
Welaka, Putnam	75
Eatonville, Orange	75
Palma Ceia, Hillsborough	73
Patrick Air Force Base, Brevard	73
Avon Park, Polk	73
Saint Pete Beach, Pinellas	72
Princeton, Dade	71
Campbellton, Jackson	70
Air Mail Facility, Dade	69
North Venice, Sarasota	68
Ochopee, Collier	68
Boca Grande, Lee	67
Greensboro, Gadsden	66
Anna Maria, Manatee	65
Missing, Lake	65
Stock Island, Monroe	64
Cudjoe Key, Monroe	61
Reunion, Osceola	61
Bonita Beach, Lee	59
Destin, Walton	59
Georgetown, Putnam	58
Mexico Beach, Bay	58
Bellview, Escambia	57
Missing, Duval	57
Micco, Brevard	57
North Redington Beach, Pinellas	57
Orlando, Seminole	57
Felda, Hendry	55
Missing, Pasco	55
Lake Suzy, Desoto	54
Treasure Island, Pinellas	54
Missing, Santa Rosa	54
Miami, Unknown	54
Missing, Palm Beach	53
Miami Springs, Dade	53
Walnut Hill, Escambia	53
Ona, Hardee	53
Singer Island, Palm Beach	52
Orlando, Dade	51
Northdale, Hillsborough	51
Heathrow, Seminole	51
Okahumpka, Lake	50
Town N Country, Hillsborough	50
Duette, Manatee	49
Palm Beach Shores, Palm Beach	49
Salt Springs, Marion	49
University Of Tampa, Hillsborough	49
Aloma, Orange	49
Enterprise, Volusia	48
Miromar Lakes, Lee	48
Cinco Bayou, Okaloosa	47

COVID-19: characteristics of 1,952,321 Florida resident cases

Data through Mar 16, 2021 verified as of Mar 17, 2021 at 09:25 AM

Data in this report are provisional and subject to change.

The table below includes the cities and counties of residence for cases in Florida residents based on the patient's ZIP Code. Note that city is not always received as part of the initial notification and may be missing while the case is being investigated.

City and county	Cases
Terra Ceia, Manatee	46
Intercession City, Osceola	46
Highland City, Polk	45
Sewalls Point, Martin	44
Florence Villa, Polk	44
Waverly, Polk	44
Eaton Park, Polk	43
Orlando, Osceola	43
Gulf Breeze, Escambia	43
Lacoochee, Pasco	42
Village Of Wellington, Palm Beach	42
Kenansville, Osceola	42
Ebro, Washington	42
Green Acres, Palm Beach	42
Manalapan, Palm Beach	42
Key Colony Beach, Monroe	41
Missing, Sumter	41
Saint Johns, Duval	40
Florida International Univ, Dade	40
Cortez, Manatee	40
Bayonet Point, Pasco	39
Orlando, Broward	39
Village Wellington, Palm Beach	39
Naranja, Dade	39
Missing, Broward	38
Ponte Vedra, Duval	37
Florida A And M University, Leon	37
Orlando, Volusia	37
Hialeah Gardens, Dade	36
Orlando, Polk	35
Pasadena, Pinellas	34
Bay Pines, Pinellas	34
Tice, Lee	34
Missing, Hillsborough	34
Flemington, Marion	34
Highland Beach, Palm Beach	34
North Bay Village, Dade	33
Palm Shores, Brevard	33
Miami Shores, Dade	33
Homeland, Polk	33
Missing, Seminole	33
Dowling Park, Suwannee	33
Bonaventure, Broward	33
Lulu, Columbia	32
Stetson University, Volusia	32
Lakeshore, Polk	32
Miami, Broward	32
Venus, Highlands	32
Hallandle Beach, Broward	32
Siesta Key, Sarasota	32
Bagdad, Santa Rosa	32
Davenport, Osceola	31
Eloise, Polk	31
Nocatee, Desoto	30
Mcintosh, Marion	30
Univ Of FI Student Dorms, Alachua	30
Penney Farms, Clay	30
Bayshore Gardens, Manatee	30
Kinard, Calhoun	30

COVID-19: characteristics of 1,952,321 Florida resident cases

Data through Mar 16, 2021 verified as of Mar 17, 2021 at 09:25 AM

Data in this report are provisional and subject to change.

The table below includes the cities and counties of residence for cases in Florida residents based on the patient's ZIP Code. Note that city is not always received as part of the initial notification and may be missing while the case is being investigated.

City and county	Cases
Wekiva Springs, Seminole	29
Jupiter, Martin	29
Bonita Springs, Collier	29
Lealman, Pinellas	29
South Palm Beach, Palm Beach	29
Orlando, Hillsborough	29
Poinciana, Osceola	28
Horseshoe Beach, Dixie	28
Pensacola Beach, Santa Rosa	28
Alturas, Polk	28
Caryville, Holmes	27
City Of Westlake, Palm Beach	27
Florida State, Leon	27
Homosassa Springs, Citrus	27
Saint Marks, Wakulla	27
Sugarloaf Key, Monroe	26
Fort Lauderdale, Dade	26
Chokoloskee, Collier	26
Palmdale, Glades	26
Long Key, Monroe	26
Bradley, Polk	26
Pine Hills, Orange	26
Little Torch Key, Monroe	26
Pembroke Park, Broward	25
Tangerine, Orange	25
South Miami Heights, Dade	25
Westlake, Palm Beach	25
Missing, Monroe	25
Earleton, Alachua	25
Indian Lake Estates, Polk	25
Santa Fe, Alachua	24
Westchase, Hillsborough	24
Missing, Escambia	24
Labelle, Glades	24
Hawthorne, Putnam	24
Ridge Manor, Pasco	24
Archer, Levy	23
Paxton, Walton	23
Sydney, Hillsborough	23
Missing, Manatee	23
Goulds, Dade	23
New Smyrna, Volusia	23
Balm, Hillsborough	22
Tioga, Alachua	22
Missing, Citrus	22
Orange Lake, Marion	22
Sparr, Marion	22
Citrus Ridge, Indian River	22
Wausau, Washington	22
Yankeetown, Levy	22
Missing, Brevard	22
Florida Dept Of Corrections, Union	22
Kissimmee, Orange	22
La Crosse, Alachua	22
Bonifay, Washington	21
Bostwick, Putnam	21
Loughman, Polk	21
Plymouth, Orange	21
Everglades City, Collier	21

COVID-19: characteristics of 1,952,321 Florida resident cases

Data through Mar 16, 2021 verified as of Mar 17, 2021 at 09:25 AM

Data in this report are provisional and subject to change.

The table below includes the cities and counties of residence for cases in Florida residents based on the patient's ZIP Code. Note that city is not always received as part of the initial notification and may be missing while the case is being investigated.

City and county	Cases
Wabasso, Indian River	21
Florida International University, Dade	21
Perdido Key, Escambia	21
Indian River Shores, Indian River	20
Sun City, Hillsborough	20
Pine Castle, Orange	20
Branford, Lafayette	20
Redington Shores, Pinellas	20
Laud-By-The-Sea, Broward	20
Missing, Okaloosa	20
Lowell, Marion	19
Mango, Hillsborough	19
Candler, Marion	19
Parker, Bay	19
Missing, Indian River	19
Crystal Springs, Pasco	19
Orlando, Palm Beach	19
Wildlight, Nassau	19
Champions Gate, Polk	19
Fort Ogden, Desoto	19
Babcock Ranch, Lee	19
Mexico Beach, Gulf	19
Union Park, Orange	19
Gulf Stream, Palm Beach	18
Goodland, Collier	18
Nalcrest, Polk	18
High Springs, Gilchrist	18
Maxville, Duval	18
Hollywood, Dade	18
Jensen Beach, St. Lucie	18
Ramrod Key, Monroe	18
Trenton, Levy	18
Graceville, Holmes	17
Nichols, Polk	17
Suwannee, Dixie	16
Webster, Hernando	16
Gulf Hammock, Levy	16
Hernando Beach, Hernando	16
Tallevast, Manatee	16
Shady Hills, Pasco	16
Jacksonville, Unknown	16
West Panama City Beach, Bay	16
Missing, Collier	16
Forest City, Orange	16
Woodville, Leon	16
Orlando, Pinellas	16
Otter Creek, Levy	16
Wewahitchka, Calhoun	16
Lake City, Suwannee	15
Brooksville, Pasco	15
Golden Oak, Orange	15
Lake Buena Vista, Orange	15
Buckingham, Lee	15
Lakewood Ranch, Sarasota	15
Hutchinson Island, St. Lucie	15
White Springs, Columbia	15
Missing, Bay	15
Mount Dora, Orange	14
Laurel Hill, Walton	14

COVID-19: characteristics of 1,952,321 Florida resident cases

Data through Mar 16, 2021 verified as of Mar 17, 2021 at 09:25 AM

Data in this report are provisional and subject to change.

The table below includes the cities and counties of residence for cases in Florida residents based on the patient's ZIP Code. Note that city is not always received as part of the initial notification and may be missing while the case is being investigated.

City and county	Cases
Village Of Palmetto Bay, Dade	14
Graham, Bradford	14
Missing, Martin	14
Copeland, Collier	14
Belleair Bluffs, Pinellas	14
Saint Lucie West, St. Lucie	14
Murdock, Charlotte	14
Winter Garden, Lake	14
Trilby, Pasco	14
Daytona Beach Shores, Volusia	14
Fort Charlotte, Charlotte	13
Hialeah, Unknown	13
Long Boat Key, Manatee	13
Orlando, Brevard	13
Saint George Island, Franklin	13
Orlando, Lake	13
Eau Gallie, Brevard	13
Lake Monroe, Seminole	13
Johns Pass Village, Pinellas	13
Watersound, Walton	13
Kingsley Lake, Bradford	13
Gonzalez, Escambia	13
Steinhatchee, Dixie	13
Braden River, Manatee	13
Wahneta, Polk	13
Roseland, Indian River	13
Durant, Hillsborough	12
Holder, Citrus	12
Mount Plymouth, Lake	12
Missing, Putnam	12
Boca Raton, Broward	12
Florida State Univ Admin, Leon	12
Pensacola Beach, Escambia	12
Rosemary Beach, Walton	12
Choctaw Beach, Okaloosa	12
Orlando, Unknown	12
Unknown, Dade	12
Deer Island, Lake	11
East Lake, Marion	11
Alys Beach, Bay	11
Deerfield Beach, Palm Beach	11
Miami Gardens, Broward	11
Ozona, Pinellas	11
Los Angeles, Dade	11
Indian Creek Village, Dade	11
Naples, Lee	11
Babcock Ranch, Charlotte	11
Greenville, Taylor	11
Citrus Hills, Citrus	11
Leisure City, Dade	11
Orlando, Leon	11
Orlando, Duval	10
Perrine, Dade	10
Briny Breezes, Palm Beach	10
Dade City, Hernando	10
Hillsboro Beach, Broward	10
Missing, Unknown	10
Passport, Unknown	10
Seacrest, Walton	10

COVID-19: characteristics of 1,952,321 Florida resident cases

Data through Mar 16, 2021 verified as of Mar 17, 2021 at 09:25 AM

Data in this report are provisional and subject to change.

The table below includes the cities and counties of residence for cases in Florida residents based on the patient's ZIP Code. Note that city is not always received as part of the initial notification and may be missing while the case is being investigated.

City and county	Cases
Missing, Nassau	10
Cypress, Jackson	10
Lake Como, Putnam	10
Captiva, Lee	10
Missing, Polk	10
University Park, Manatee	10
Grandin, Putnam	10
Gibsonia, Polk	10
Redington Beach, Pinellas	10
Telogia, Liberty	10
Missing, Taylor	10
Sea Ranch Lakes, Broward	9
Palma Sola, Manatee	9
Innovation, Pasco	9
Barberville, Volusia	9
Cottdale, Washington	9
Beverly Beach, Flagler	9
Putnam Hall, Putnam	9
Ferndale, Lake	9
Forest City, Seminole	9
Haines Creek, Lake	9
Lloyd, Jefferson	9
Lamont, Madison	9
Rubonia, Manatee	9
Umatilla, Marion	9
Elfers, Pasco	9
Fanning Springs, Gilchrist	9
Day, Lafayette	9
Grant Valkaria, Brevard	9
Nobleton, Hernando	9
Saint Augustine, Duval	9
West Delray Beach, Palm Beach	9
Evinston, Alachua	8
Salem, Taylor	8
Virginia Gardens, Dade	8
Orange Springs, Marion	8
Fort Walton Beach, Unknown	8
Cross Creek, Alachua	8
Fairfield, Marion	8
Palm City, St. Lucie	8
Seybold, Dade	8
Saint Augustine Beach, St. Johns	8
White City, Gulf	8
Worthington Springs, Union	8
Pine Ridge, Citrus	8
Jerome, Collier	8
Ponce De Leon, Walton	8
Goldenrod, Seminole	8
Missing, Clay	7
Switzerland, St. Johns	7
Maitland, Volusia	7
Aripeka, Pasco	7
Holt, Santa Rosa	7
River Ranch, Polk	7
Niceville, Walton	7
Orlando, Alachua	7
Fort Lauderdale, Unknown	7
Indian Shores, Pinellas	7
Fernandina, Nassau	7

COVID-19: characteristics of 1,952,321 Florida resident cases

Data through Mar 16, 2021 verified as of Mar 17, 2021 at 09:25 AM

Data in this report are provisional and subject to change.

The table below includes the cities and counties of residence for cases in Florida residents based on the patient's ZIP Code. Note that city is not always received as part of the initial notification and may be missing while the case is being investigated.

City and county	Cases
Port Saint John, Brevard	7
Orange Park, Duval	7
Missing, Flagler	7
Basinger, Okeechobee	7
University Of Central Fl, Hillsborough	7
Orlando, Pasco	7
Longboat Key, Sarasota	7
Keystone Heights, Bradford	7
Miccosukee, Leon	6
Glenwood, Volusia	6
Pensacola, Unknown	6
Orchid, Indian River	6
Ybor City, Hillsborough	6
Morriston, Marion	6
Duck Key, Monroe	6
Newberry, Gilchrist	6
East Rockland Key, Monroe	6
Mayport Naval Station, Duval	6
Lake Butler, Bradford	6
Bradenton, Sarasota	6
Maitland, Osceola	6
Inglis, Citrus	6
Okeechobee, Glades	6
Quail Heights, Dade	6
Punta Gorda, Lee	6
Valkaria, Brevard	6
DeLand, Lake	6
Missing, Leon	6
Orlando, Flagler	6
Orlando, Marion	6
Sunny Hills, Washington	6
Missing, Walton	6
Labelle, Lee	6
Scottsmoor, Brevard	6
Maitland, Hillsborough	6
Winter Park, Polk	6
Winderemere, Orange	6
Grove City, Charlotte	6
Coco River, Collier	6
Eglin, Okaloosa	6
Ebro, Bay	5
Bruce, Holmes	5
Hialeah, Broward	5
Westchester, Dade	5
Mid Florida, Seminole	5
Ocean Breeze, Martin	5
Port Salerno, Martin	5
Missing, Columbia	5
Missing, Highlands	5
Missing, Sarasota	5
Shady Grove, Taylor	5
Milton, Escambia	5
Inlet Beach, Bay	5
Mayport, Duval	5
Stuart, St. Lucie	5
Pass, Unknown	5
Miami, Palm Beach	5
Hollywood, Unknown	5
Ocoee, Lake	5

COVID-19: characteristics of 1,952,321 Florida resident cases

Data through Mar 16, 2021 verified as of Mar 17, 2021 at 09:25 AM

Data in this report are provisional and subject to change.

The table below includes the cities and counties of residence for cases in Florida residents based on the patient's ZIP Code. Note that city is not always received as part of the initial notification and may be missing while the case is being investigated.

City and county	Cases
Okeechobee, Martin	5
N/A, Unknown	5
Oneco, Manatee	5
Pompano Beach, Palm Beach	5
Orlando, Manatee	5
Wakulla Springs, Wakulla	5
Weirsdale, Lake	5
Miami Beach, Unknown	5
Missing, Alachua	5
Fort Lauderdale, Lee	5
Alys Beach, Walton	5
Anastasia Island, St. Johns	5
Point Washington, Walton	5
University Of Central Fl, Martin	5
Williston, Marion	5
Okeechobee, Osceola	5
PSI, Unknown	5
Pompano Beach, Unknown	5
San Carlos Park, Lee	5
Bayou George, Bay	5
Boynton Beach, Broward	5
Missing, Osceola	5
Miramar, Dade	5
Miami Gardens, Unknown	5
Kissimmee, Unknown	5
Jacksonville Naval Air Station, Duval	5
Fort Lauderdale, Palm Beach	5
Clarcona, Orange	5
Lamont, Taylor	4
Lazy Lake, Broward	4
Wacissa, Jefferson	4
Sugarloaf, Monroe	4
Branford, Gilchrist	4
Cape Haze, Charlotte	4
Clewiston, Palm Beach	4
Conch Key, Monroe	4
Seacrest, Bay	4
Sandestin, Walton	4
Pompano Beach, Dade	4
Bella Collina, Lake	4
El Jobean, Charlotte	4
Delray Beach, Broward	4
Naples, Unknown	4
High Springs, Columbia	4
Hinsdale, Manatee	4
Indian Rock Beach, Pinellas	4
International Service Center, Dade	4
Island Grove, Alachua	4
Bowling Green, Polk	4
Cypress Gardens, Polk	4
Loxahatchee Groves, Palm Beach	4
Live Oak, Madison	4
Port Charlotte, Unknown	4
West Bradenton, Manatee	4
Marina Del Rey, Dade	4
Greenville, Jefferson	4
Missing, Hernando	4
Oklawaha, Marion	4
Glen Ridge, Palm Beach	4

COVID-19: characteristics of 1,952,321 Florida resident cases

Data through Mar 16, 2021 verified as of Mar 17, 2021 at 09:25 AM

Data in this report are provisional and subject to change.

The table below includes the cities and counties of residence for cases in Florida residents based on the patient's ZIP Code. Note that city is not always received as part of the initial notification and may be missing while the case is being investigated.

City and county	Cases
Coconut Creek, Palm Beach	4
Pensacola, Santa Rosa	4
Ridge Manor Estates, Sumter	4
Margate, Unknown	4
Melrose, Bradford	4
Highland Park, Polk	4
Los Angeles, Broward	4
Lake Worth, Broward	4
Jacksonville, Dade	3
Inverness, Polk	3
Pass, Dade	3
Vero Beach, Brevard	3
Orem, Palm Beach	3
Pp, Dade	3
Pp, Unknown	3
Woodside, Broward	3
Brewton, Escambia	3
Apopka, Broward	3
Lake Harbor, Palm Beach	3
Lanark Village, Franklin	3
Maitland, Polk	3
Miami Shores, Broward	3
Tampa Palms, Hillsborough	3
Tampa, Pinellas	3
Pineland, Lee	3
Winter Garden, Seminole	3
Tarpon Springs, Pasco	3
Jacksonville, Clay	3
Ludlam, Dade	3
Laurel, Sarasota	3
Clermont, Orange	3
Village Of Golf, Palm Beach	3
Wildwood, Marion	3
Saint Augusaintine Beach, St. Johns	3
Port Saint Lucie, Martin	3
Saint Petersburg, Hillsborough	3
Palm Coast, Volusia	3
Missing, Jackson	3
Lynbrook, Broward	3
Loxahatchee, Broward	3
Lakeland, Hillsborough	3
Miami, Orange	3
Immokalee, Lee	3
Hallandale Beach, Unknown	3
Lake Geneva, Clay	3
Lake City, Duval	3
Fort Myers, Unknown	3
Bradington, Manatee	3
Blountstown, Liberty	3
Crestview, Walton	3
Cross Key, Monroe	3
Cape San Blas, Gulf	3
Apopka, Lake	3
Mayport Naval Housing, Duval	3
Green Cove Springs, Duval	3
Fernandina Beach, Duval	3
Fpo, Duval	3
Vernon, Bay	3
Samoset, Manatee	3

COVID-19: characteristics of 1,952,321 Florida resident cases

Data through Mar 16, 2021 verified as of Mar 17, 2021 at 09:25 AM

Data in this report are provisional and subject to change.

The table below includes the cities and counties of residence for cases in Florida residents based on the patient's ZIP Code. Note that city is not always received as part of the initial notification and may be missing while the case is being investigated.

City and county	Cases
San Fernando, Unknown	3
Plantation Key, Monroe	3
Monticello, Madison	3
Jonesville, Alachua	3
Julington Creek, St. Johns	3
Jupiter Island, Martin	3
Mims, Volusia	3
Miramar, Unknown	3
Marco Island, Lee	3
Alford, Washington	3
Altamonte Springs, Orange	3
Pembroke Pines, Unknown	3
Ocean Reef Club, Monroe	3
Vero Beach, St. Lucie	3
Chicago, Lee	3
Coraopolis, Citrus	3
Champions Gate, Osceola	3
Bristol, Calhoun	3
Jacksonville, Alachua	3
Sorrento, Orange	3
Stuart, Palm Beach	3
North Fort Myers, Charlotte	3
Milligan, Okaloosa	3
Westville, Walton	3
Land O Lakes, Hillsborough	3
Lady Lake, Marion	3
Fisher Island, Unknown	3
Jacksonville , Duval	3
Bay Harbor Islands, Unknown	3
Ft Pierce, St. Lucie	3
Fort Lauderdale, Alachua	2
Deerfield Beach, Unknown	2
Doral, Unknown	2
Brooklyn, Broward	2
Cross City, Taylor	2
Carl Fisher, Dade	2
Jupiter, Dade	2
Homeless, Hillsborough	2
Lakeland, Unknown	2
Micanopy, Marion	2
Windermere, Lake	2
Sutton, Pasco	2
Tampa, Unknown	2
Red Bay, Holmes	2
Saint Marys, Nassau	2
Pembroke Lakes, Broward	2
Port Saint Lucie, Palm Beach	2
Noma, Holmes	2
Orlando, Lee	2
Ormond Beach, Flagler	2
Panama City, Unknown	2
Pembroke Pines, Dade	2
Summerfield, Unknown	2
Tampa, Hernando	2
Sharpes, Brevard	2
Saint Lucie Village, St. Lucie	2
Sebring, Desoto	2
Vero Beach, Unknown	2
Yeehaw, Okeechobee	2

COVID-19: characteristics of 1,952,321 Florida resident cases

Data through Mar 16, 2021 verified as of Mar 17, 2021 at 09:25 AM

Data in this report are provisional and subject to change.

The table below includes the cities and counties of residence for cases in Florida residents based on the patient's ZIP Code. Note that city is not always received as part of the initial notification and may be missing while the case is being investigated.

City and county	Cases
Wauchula, Desoto	2
Jacksonville Naval Hospital, Duval	2
Hosford, Calhoun	2
Jacksonville, Nassau	2
Longview, Dade	2
Marina Del Rey, Broward	2
Melrose, Clay	2
Mesa, Unknown	2
Aventura, Broward	2
000000, Unknown	2
Dfafs, Okaloosa	2
Venice, Dade	2
West Palm Beach, Unknown	2
Windermere, Hillsborough	2
Winter Park, Volusia	2
Winter Springs, Orange	2
Okeechobee, Highlands	2
Orlando, Escambia	2
Pompano Beach, Osceola	2
Port Charlotte, Lee	2
Sand Lake, Orange	2
Port St. Lucie, St. Lucie	2
University Of Central Fl, Seminole	2
Union, Manatee	2
At Large, Broward	2
Bonnie, Dade	2
Boys Ranch, Suwannee	2
Eatonville, Polk	2
Fort Pierce, Brevard	2
Graceville, Unknown	2
Marathon Shores, Monroe	2
Miami, Martin	2
Long Beach, Orange	2
New Port Richey, Hillsborough	2
Labelle, Collier	2
Jena, Taylor	2
Lauderhill, Unknown	2
Longwood, Unknown	2
Oakland Park, Unknown	2
Orlando, Collier	2
Orlando, St. Lucie	2
Port Canaveral, Brevard	2
Sarasota, Unknown	2
Seguin, Unknown	2
Sunrise, Unknown	2
Tampa, Broward	2
Tarpon Springs, Hillsborough	2
Marysville, Dade	2
Callahan, Duval	2
Dade City, Unknown	2
Cibolo, Orange	2
Claysville, Hernando	2
Crescent Beach, Sarasota	2
Fl State Univ Student, Leon	2
Defuniak Springs, Okaloosa	2
Defuniak Springs, Unknown	2
Blountstown, Jackson	2
Alligator Point, Franklin	2
Coconut Creek, Unknown	2

COVID-19: characteristics of 1,952,321 Florida resident cases

Data through Mar 16, 2021 verified as of Mar 17, 2021 at 09:25 AM

Data in this report are provisional and subject to change.

The table below includes the cities and counties of residence for cases in Florida residents based on the patient's ZIP Code. Note that city is not always received as part of the initial notification and may be missing while the case is being investigated.

City and county	Cases
Eatonville, Lake	2
Crawfordville, Leon	2
Daytona Beach, Unknown	2
Lawtey, Union	2
Hallandale Beach, Dade	2
Los Angeles, Okaloosa	2
Lutz, Pinellas	2
Mount Pleasant, Gadsden	2
Navarre, Okaloosa	2
None, Dade	2
Phoenix, Lake	2
Seven Springs, Pasco	2
Upper Key Largo, Monroe	2
University Of Central Florida, Brevard	2
West Palm Beach, Broward	2
West Villages, Sarasota	2
Zellwood, Lake	2
Clermont, Polk	2
Bronx, Seminole	2
Doctors Inlet, Clay	2
Bonifay, Jackson	2
Bonnie, Sarasota	2
Lecanto, Marion	2
Lake Helen, Orange	2
Maitland, Leon	2
Melrose, Alachua	2
Fort Myers, Collier	2
Fort Pierce, Martin	2
West Palm Beach, Dade	2
Weston, Dade	2
Winter Park, Leon	2
Redland, Dade	2
Olustee, Baker	2
Orlando, Santa Rosa	2
Orlando, Charlotte	2
Palm Springs North, Dade	2
Maitland, Lake	2
Hialeah Lakes, Dade	2
Hialeah, Orange	2
Jan Phyl Village, Polk	2
Moore Haven, Hendry	2
Naples, Broward	2
Cassadaga, Volusia	2
Fort Walton Beach, Walton	2
Duke Field Air Force Station, Okaloosa	2
Dunnellon, Levy	2
Wimauma, Manatee	2
University Of Central Florida, Palm Beach	2
University Of Central Florida, Pinellas	2
Wekiwa Springs, Seminole	2
Provo, Broward	2
Sumatra, Liberty	2
Portland, Unknown	2
University Of Central Florida, Broward	2
Saint Teresa, Wakulla	2
Orlando, Okaloosa	2
Madison, Unknown	2
Maitland, Pasco	2
Miamt, Dade	2

COVID-19: characteristics of 1,952,321 Florida resident cases

Data through Mar 16, 2021 verified as of Mar 17, 2021 at 09:25 AM

Data in this report are provisional and subject to change.

The table below includes the cities and counties of residence for cases in Florida residents based on the patient's ZIP Code. Note that city is not always received as part of the initial notification and may be missing while the case is being investigated.

City and county	Cases
Ocala, Unknown	2
Florida Power & Light Co, Dade	2
Amelia City, Nassau	2
Apopka, Unknown	2
Alligator Point, Wakulla	2
Chipley, Jackson	2
Chipley, Holmes	1
Daniel Island, Bay	1
Colorado Springs, Unknown	1
Conifer, Lee	1
Eatonville, Seminole	1
El Paso, Unknown	1
Elbow Lake, Palm Beach	1
Dunellen, Dade	1
Destin, Unknown	1
Diamond, Highlands	1
Doral, Broward	1
Altamonte, Orange	1
Alva, Collier	1
333, Unknown	1
Allentown, Putnam	1
Apple Creek, Citrus	1
Amelia Village, Nassau	1
Barefoot Beach, Lee	1
Battle Creek, Manatee	1
Avon, Manatee	1
Aventura, Osceola	1
Bryn Mawr, Palm Beach	1
Burkeville, Brevard	1
Camden Wyoming, Duval	1
Celebration, Palm Beach	1
Chattanooga, Dade	1
Bear Grass, Palm Beach	1
Azalea Park, Osceola	1
Boca Raton,, Palm Beach	1
Boston, Dade	1
Brewster, Volusia	1
Fortlauderdale, Unknown	1
Fortwalton Beach, Okaloosa	1
Ft Pierce, Unknown	1
Garland, Orange	1
Fort Denaud, Glades	1
Fort Meyers, Lee	1
FI State Lot, Leon	1
Fairless Hills, Broward	1
Everett, Dade	1
Hickory, Lee	1
Homeless, Dade	1
Homer, Escambia	1
Hilliard, Unknown	1
Hallandate Ben, Unknown	1
Havana, Leon	1
Jeffersonville, Broward	1
Knoxville, Escambia	1
Lake Mary, Lake	1
Lapeer, Manatee	1
Lauderdale Hill, Unknown	1
Longwood, Orange	1
Lehigh Cares, Lee	1

COVID-19: characteristics of 1,952,321 Florida resident cases

Data through Mar 16, 2021 verified as of Mar 17, 2021 at 09:25 AM

Data in this report are provisional and subject to change.

The table below includes the cities and counties of residence for cases in Florida residents based on the patient's ZIP Code. Note that city is not always received as part of the initial notification and may be missing while the case is being investigated.

City and county	Cases
Live Oak, Columbia	1
Loganville, Orange	1
Ocean City, Broward	1
Opa Locka, Polk	1
Orem, Sarasota	1
Orem, Unknown	1
Missing, Wakulla	1
Monterey, Broward	1
Mumford, Manatee	1
N/A, Duval	1
Naples, Alachua	1
North Miami, Broward	1
Middleburg, Duval	1
Midland, Osceola	1
Miami, Charlotte	1
Miamii, Dade	1
Miami Garden, Unknown	1
Old Town, Gilchrist	1
Palm City, Unknown	1
Oviedo, Leon	1
Ponte Vedra Beach, Orange	1
Port Orange , Volusia	1
Port Saint Lucie, Indian River	1
Plant City, Unknown	1
Pompano Beach, Alachua	1
Porter Ranch, Dade	1
Raiford, Bradford	1
Ridgewood, Broward	1
Riverview, Manatee	1
Roseland, Palm Beach	1
Republic, Monroe	1
Richmond, Palm Beach	1
Russellville, Hillsborough	1
Saint Augustine, Okaloosa	1
San Antonio, Dade	1
San Diego, Unknown	1
Sanford, Palm Beach	1
Sebastian, Lake	1
Steinhatchee, Alachua	1
Tampa, Escambia	1
Tampa, Manatee	1
Tangerine, Lake	1
University Of Central Florida, Hillsborough	1
Westerville, Hillsborough	1
Village Of Palm Springs, Palm Beach	1
Virginia Beach, Alachua	1
Webster, Pasco	1
Union City, Bradford	1
University Of Central FI, Pasco	1
Winston Salem, Unknown	1
Winter Garden, Hillsborough	1
Wilton Manors, Dade	1
Wilbur By The Sea, Volusia	1
Willowbrook, Lee	1
Woodland Hills, Brevard	1
Youngstown, Calhoun	1
Yulee, Duval	1
Pound Ridge, Leon	1
Port Charlotte FI, Unknown	1

COVID-19: characteristics of 1,952,321 Florida resident cases

Data through Mar 16, 2021 verified as of Mar 17, 2021 at 09:25 AM

Data in this report are provisional and subject to change.

The table below includes the cities and counties of residence for cases in Florida residents based on the patient's ZIP Code. Note that city is not always received as part of the initial notification and may be missing while the case is being investigated.

City and county	Cases
Richmond Heights, Dade	1
Riverview, Pinellas	1
Rochester, Lee	1
Rosemary Beach, Bay	1
Saint Cloud, Orange	1
Plant City, Hendry	1
Ponce, Orange	1
Plant City, Pinellas	1
Plantation, Unknown	1
Orlando, Highlands	1
Opa Locka, Unknown	1
Orem, Nassau	1
Olando, Orange	1
Sumter Ville, Unknown	1
Tallahassee, Escambia	1
Springhill, Unknown	1
Stockbridge, Leon	1
Sullivans Island, Dade	1
Tinley Park, Lee	1
University Of Central Fl, Dade	1
Telluride, Lee	1
Tampa, Dade	1
Tampa, Lee	1
Saint Petersburg, Dade	1
San Juan, Osceola	1
San Pedro Sula, Dade	1
Sandy, Duval	1
Sevierville, Dade	1
South Otselic, Dade	1
Southampton, Palm Beach	1
West Simsbury, Collier	1
Wayne, Dade	1
Windermere, Polk	1
Winter Park, Lake	1
Downers Grove, St. Lucie	1
Export, Palm Beach	1
Fdsf, Unknown	1
Felda, Palm Beach	1
Flagler Beach, Volusia	1
Flora, Lee	1
Fresno, Pasco	1
Fort Myers, Lake	1
Green, Clay	1
Greensburg, Orange	1
Greenville, Monroe	1
Gulf Shores, Escambia	1
Fruitland Park, Sumter	1
Fwb, Unknown	1
Gainesville, Marion	1
Gastonia, Polk	1
Clearwater, Highlands	1
Clermont, Unknown	1
Columbia, Orange	1
Coral Gables, Unknown	1
Coral Springs, Unknown	1
Cornelius, Leon	1
Crestview, Dade	1
Dade City, Polk	1
Dania, Unknown	1

COVID-19: characteristics of 1,952,321 Florida resident cases

Data through Mar 16, 2021 verified as of Mar 17, 2021 at 09:25 AM

Data in this report are provisional and subject to change.

The table below includes the cities and counties of residence for cases in Florida residents based on the patient's ZIP Code. Note that city is not always received as part of the initial notification and may be missing while the case is being investigated.

City and county	Cases
Darien, Pasco	1
Arcadia, Charlotte	1
Aspen, Palm Beach	1
Atlanta, Broward	1
Aurburndale, Polk	1
Aventura, Unknown	1
Azalea Park, Sarasota	1
Bartow, Unknown	1
Biscayne Park, Broward	1
Boca Rotan, Unknown	1
Alpharetta, Alachua	1
Apalachicola, Leon	1
Brooksville, Columbia	1
Bryn Mawr, Collier	1
Canfield, Duval	1
Naugatuck, Lee	1
New Vernon, Sarasota	1
New York, Broward	1
Myakka, Duval	1
Newport Beach, Palm Beach	1
North Little Rock, Palm Beach	1
Ocoee, Polk	1
Northville, Broward	1
Ocala, Indian River	1
Ocoee, Broward	1
Missing, Baker	1
Middleburg, Unknown	1
Milford, Palm Beach	1
Milford, Polk	1
Minneapolis, Broward	1
Melbourne, Orange	1
Miami Beach, Palm Beach	1
Miami Granders, Dade	1
Johns Island, Wakulla	1
Killarney, Orange	1
Knoxville, Duval	1
Hilliard, Dade	1
Hollywood, Leon	1
Holt, Unknown	1
Homestead, Monroe	1
Humble, Broward	1
Havanna, Gadsden	1
Maitland, Unknown	1
Lake City, Volusia	1
Los Angeles, Polk	1
Lakeland, Pasco	1
Lakewood, Unknown	1
Panama City, Walton	1
Palm Coast, Duval	1
Orlando, Union	1
Ovido, Seminole	1
Oxford, Palm Beach	1
Opalocka, Dade	1
North Canton, Palm Beach	1
Miami, Collier	1
Miami, St. Lucie	1
New Richmond, Volusia	1
Oakland, Leon	1
Ocala, Alachua	1

COVID-19: characteristics of 1,952,321 Florida resident cases

Data through Mar 16, 2021 verified as of Mar 17, 2021 at 09:25 AM

Data in this report are provisional and subject to change.

The table below includes the cities and counties of residence for cases in Florida residents based on the patient's ZIP Code. Note that city is not always received as part of the initial notification and may be missing while the case is being investigated.

City and county	Cases
Okeechobee, St. Lucie	1
Rio Dell, Volusia	1
Rochelle, Volusia	1
Saint Cloud, Lee	1
Saint Johns, Orange	1
San Antonio, Sarasota	1
San Antonio, Unknown	1
Sanford, Volusia	1
Perry, Leon	1
Perth Amboy, Monroe	1
Port Orange, Unknown	1
Port Saint Lucie, Orange	1
Princeton, Alachua	1
Provincetown, Collier	1
Tampa, Volusia	1
Tangerine, Seminole	1
Shannon, Collier	1
Soldotna, Broward	1
Spring Park, Alachua	1
Steinhatchee, Madison	1
South Burlington, Orange	1
Winter Park, Osceola	1
Wood River, Polk	1
Worcester, Palm Beach	1
Wheaton, Lee	1
Wilmington, Broward	1
Winter Park, Alachua	1
Wesley Chapel, Alachua	1
Umatilla, Alachua	1
University Of Central Florida, Monroe	1
Virginia Beach, Hernando	1
Waco, Broward	1
Washington, Broward	1
Tewksbury, Orange	1
Toms River, Dade	1
Grassy Key, Monroe	1
Gainesville, Baker	1
Gilmer, Dade	1
Haverford, Hillsborough	1
Herrin, Orange	1
Jacksonville, Manatee	1
Jamaica, Broward	1
Kingsland, Duval	1
Kissimmee, Brevard	1
Jupiter, Unknown	1
Jersey City, Polk	1
Miamf, Dade	1
Miami G, Dade	1
Marshall, Palm Beach	1
Marianna, Calhoun	1
Lyndhurst, Broward	1
Magnolia Square, Osceola	1
Maitland, Alachua	1
Lake In The Hills, Columbia	1
Lake Placid, Alachua	1
Lake Worth Beach, Broward	1
Lander, Citrus	1
Lemoyne, Manatee	1
Los Angeles, Palm Beach	1

COVID-19: characteristics of 1,952,321 Florida resident cases

Data through Mar 16, 2021 verified as of Mar 17, 2021 at 09:25 AM

Data in this report are provisional and subject to change.

The table below includes the cities and counties of residence for cases in Florida residents based on the patient's ZIP Code. Note that city is not always received as part of the initial notification and may be missing while the case is being investigated.

City and county	Cases
Lawrence Township, Palm Beach	1
Las Vegas, Orange	1
Bryant, Alachua	1
Bronx, Broward	1
Buffalo, Palm Beach	1
Carol Stream, Orange	1
Castleberry, Escambia	1
Charlotte, Pasco	1
Apo, Pasco	1
Apopka, Flagler	1
99, Unknown	1
Alanson, Bay	1
Aollywoss, Dade	1
Boca Raton, Unknown	1
Bohealia, Lee	1
Blowing Rock, Polk	1
Belleair, Hillsborough	1
Dorchester, Orange	1
Deland, Polk	1
Dallas, Lee	1
De Leon Springs, Putnam	1
Dearborn, Lee	1
Floral, Escambia	1
Fanning Springs, Levy	1
Fargo, Unknown	1
Estero, Collier	1
Clear Brook, Lee	1
Crestview, Holmes	1
Cumberland, Palm Beach	1
Dade City, Hillsborough	1
College Station, Lake	1
Columbus, Brevard	1
Cookeville, Seminole	1
Zolfo Springs, Polk	1
Winter Park, Broward	1
Winter Park, Indian River	1
Winter Park, Lee	1
Westbrook, Dade	1
Wichita, Volusia	1
Washington, Unknown	1
Venice, Unknown	1
Vernon, Unknown	1
Winder Garden, Orange	1
Windermere, Leon	1
Windermere, Osceola	1
Windermere, Seminole	1
Winter Garden, Broward	1
Wells, Polk	1
Winter Garden, Pinellas	1
Tulsa, Orange	1
Tiffin, Highlands	1
Sun City Center, Hardee	1
Sunny Isles Beach, Broward	1
Tallahassee, Duval	1
Tallahassee, Unknown	1
Tampa, Palm Beach	1
Tavares, Marion	1
Saint Cloud, Unknown	1
Saint Johns, Unknown	1

COVID-19: characteristics of 1,952,321 Florida resident cases

Data through Mar 16, 2021 verified as of Mar 17, 2021 at 09:25 AM

Data in this report are provisional and subject to change.

The table below includes the cities and counties of residence for cases in Florida residents based on the patient's ZIP Code. Note that city is not always received as part of the initial notification and may be missing while the case is being investigated.

City and county	Cases
Sarasota, Flagler	1
Saxis, Lee	1
Schenectady, Polk	1
Sebring, Lee	1
Shelton, Manatee	1
Spring Hill , Hernando	1
Spring Hill, Dade	1
Starke, Clay	1
Stone Mountain, Palm Beach	1
Plantation, Orange	1
Pompano Beach, Martin	1
Parker, Dade	1
Parker, Leon	1
Peoria, Unknown	1
Palm Coast, Polk	1
Pacifica, Dade	1
Ormond Beach, Unknown	1
Oviedo, Brevard	1
Orlando, Sarasota	1
Saint Petersburg, St. Lucie	1
Sandford, Seminole	1
Rye, Duval	1
Rex, Duval	1
Potomac, Palm Beach	1
Port Everglades, Broward	1
Ocoee, Osceola	1
Okeechobee, Broward	1
North Pole, Seminole	1
North Port, Lee	1
Old Town, Alachua	1
Omaha, Palm Beach	1
Ona, Manatee	1
Oooooo, Unknown	1
Opa Locka, Broward	1
Orange Park , Duval	1
Orlando, Columbia	1
Orlando, Indian River	1
Orem, Broward	1
New Orleans, Palm Beach	1
Newark, Broward	1
Newburgh, Bay	1
Navarre, Dade	1
Macdill Air Force Base, Hillsborough	1
Louisville, Manatee	1
Los Angeles Ca, Unknown	1
Los Angeles, Hardee	1
Largo, Unknown	1
Littleton, Dade	1
Miami Beach, Broward	1
Middlesburg, Duval	1
Miami Lakes, Unknown	1
Miami, Hillsborough	1
Miami, Manatee	1
Margate, Dade	1
Marshall, Dade	1
Mary Esther, Unknown	1
Medford, Palm Beach	1
Harrison, Pinellas	1
Holly Ridge, Orange	1

COVID-19: characteristics of 1,952,321 Florida resident cases

Data through Mar 16, 2021 verified as of Mar 17, 2021 at 09:25 AM

Data in this report are provisional and subject to change.

The table below includes the cities and counties of residence for cases in Florida residents based on the patient's ZIP Code. Note that city is not always received as part of the initial notification and may be missing while the case is being investigated.

City and county	Cases
Homeless, Polk	1
Homosassa, Hernando	1
Leesburg, Marion	1
Lehigh Acres, Dade	1
Lewisburg, Pasco	1
Lake City, Hamilton	1
La Grange, Dade	1
Jerusalem, St. Johns	1
East Hampton, Palm Beach	1
Cypress, Leon	1
Davenport, Orange	1
Deland, St. Lucie	1
Deltona, Orange	1
Fort Myers-, Lee	1
Fort Pierce, Unknown	1
Gainesville, Duval	1
Granada Hills, Broward	1
Guilford, Dade	1
Hailandale, Unknown	1
Fort Myers, Manatee	1
Foley, Escambia	1
Conway, Leon	1
Coventry, Broward	1
Clermont, Volusia	1
Clewiston, Glades	1
Bridgeport, Dade	1
Bronx, Palm Beach	1
Cartersville, Unknown	1
Altoona, Marion	1
Anaheim, Unknown	1
Argyle, Walton	1
Athens, Duval	1
Bogota, Orange	1
Bradenton, Dade	1
Bradenton, Osceola	1
Dona Vista, Lake	1
East Setauket, Palm Beach	1
El Dorado, Palm Beach	1
Fleming Island, Duval	1
Fellsmere, Brevard	1
Crestview, Broward	1
Clearwater, Leon	1
Charlotte, Alachua	1
Dalecity, Okaloosa	1
Daytona Beach, Orange	1
Deerfield Beach, Polk	1
Crystal River, Marion	1
Crystal River, Unknown	1
Canton, Duval	1
Cantonment, Santa Rosa	1
Cape Coral, Unknown	1
Brooklyn, Polk	1
Bryceville, Duval	1
Bradenton, Lee	1
Boca Raton, Dade	1
Boca Raton, Madison	1
Bogota, Unknown	1
Bal Harbour, Broward	1
Atlanta, Walton	1

COVID-19: characteristics of 1,952,321 Florida resident cases

Data through Mar 16, 2021 verified as of Mar 17, 2021 at 09:25 AM

Data in this report are provisional and subject to change.

The table below includes the cities and counties of residence for cases in Florida residents based on the patient's ZIP Code. Note that city is not always received as part of the initial notification and may be missing while the case is being investigated.

City and county	Cases
Attalla, Broward	1
Auburn, Palm Beach	1
Autaugaville, Broward	1
Apopka, Volusia	1
Alachua, Suwannee	1
Alafaya, Broward	1
Alafaya, Pinellas	1
Lake Clarke Shores, Palm Beach	1
Lake Forest, Collier	1
Merrick, Palm Beach	1
Metter, Manatee	1
Miami, Osceola	1
Miamiardens, Unknown	1
Miamksaohes, Dade	1
Jacksonville, Baker	1
Jacksonville, Marion	1
Irmo, Unknown	1
Key West, Palm Beach	1
Kilgore, Dade	1
Jupiter Inlet, Palm Beach	1
Jzx, Unknown	1
Land O Lakes, Unknown	1
Lawton, Okaloosa	1
Levittown, Palm Beach	1
Lima, Manatee	1
Lima, Volusia	1
Macclenny, Dixie	1
Madison, Jefferson	1
Maitland, Collier	1
Florida City, Unknown	1
Fort Lauderdale, Collier	1
Gainesville, Levy	1
Glen Cove, Unknown	1
Glen Saint Mary, Duval	1
Golden Oak, Hillsborough	1
Golf, Palm Beach	1
Immokalee, Walton	1
Greensboro, Leon	1
Syracuse, Unknown	1
Twentynine Palms, Broward	1
Vernon, Walton	1
Venezuela, Unknown	1
Waukesha, Volusia	1
Surprise, Unknown	1
St Cloud, Orange	1
St Helena Is, Dade	1
South Miami, Broward	1
San Marcos, Unknown	1
West Miami, Unknown	1
Whippany, Volusia	1
Xifamk, Dade	1
Windermere, Alachua	1
Winfield, Hillsborough	1
Winter Garden, Unknown	1
Winter Park, Brevard	1
Winter Park, Unknown	1
Pooler, Broward	1
Port St. Lucie, Unknown	1
Punta Gorda, Sarasota	1

COVID-19: characteristics of 1,952,321 Florida resident cases

Data through Mar 16, 2021 verified as of Mar 17, 2021 at 09:25 AM

Data in this report are provisional and subject to change.

The table below includes the cities and counties of residence for cases in Florida residents based on the patient's ZIP Code. Note that city is not always received as part of the initial notification and may be missing while the case is being investigated.

City and county	Cases
Putnam, Putnam	1
Ridgewood, Lee	1
Roayl Palm Beach, Palm Beach	1
Roseville, Broward	1
Rye, Palm Beach	1
Saint Petersburg, Bay	1
Orlando, Walton	1
Oviedo, Lake	1
Orlando, St. Johns	1
Orlando, Gadsden	1
Orlando, Hernando	1
Plantation, Leon	1
Pensacola, Dade	1
Panomo City, Bay	1
Parrish, Sarasota	1
Ocala, Duval	1
North Porte, Unknown	1
Notrealville, Polk	1
Nashville, Palm Beach	1
Okeechobi, Unknown	1
Orem, Dade	1
Orlando, Citrus	1
Monument, Broward	1
Mokena, Lee	1
Miami Dade, Unknown	1
Myrtle Beach, Broward	1
Morrisville, Palm Beach	1
North Brunswick, St. Lucie	1
North Grafton, Dade	1
North Lauderdale, Unknown	1
Litchfield Park, Monroe	1
Littleton, St. Johns	1
Lake In The Hills, Broward	1
Lake Worth, Unknown	1
Indianapolis, Lee	1
Jupiter, Pinellas	1
Kansas City, Palm Beach	1
Kennebunkport, Broward	1
Gwynn Oak, Polk	1
Newaygo, Charlotte	1
North Port, Charlotte	1
New Canaan, Dade	1
Na, Dade	1
Melbourne, Volusia	1
Missing, Franklin	1
Mattoon, Lee	1
Milford, Bay	1
Milford, Unknown	1
Los Angeles, Orange	1
Maitland, Palm Beach	1
Marianna, Leon	1
Marianna, Washington	1
Mary Esther, Hillsborough	1
Eureka, Flagler	1
Evansville, Citrus	1
Fort Worth, Broward	1
Franklin, Orange	1
Frostproof, Highlands	1
Gainesville, Palm Beach	1

COVID-19: characteristics of 1,952,321 Florida resident cases

Data through Mar 16, 2021 verified as of Mar 17, 2021 at 09:25 AM

Data in this report are provisional and subject to change.

The table below includes the cities and counties of residence for cases in Florida residents based on the patient's ZIP Code. Note that city is not always received as part of the initial notification and may be missing while the case is being investigated.

City and county	Cases
Gainesville, Santa Rosa	1
Crescent City, Marion	1
Crestview, Unknown	1
Denton, Broward	1
Destin, Bay	1
Commerce Township, Manatee	1
Coral Gables , Dade	1
Crawfordville, Alachua	1
Brownsville, Escambia	1
Bonnie, St. Johns	1
Belleair Bluffs, Unknown	1
Clearwater, Hillsborough	1
Coal City, Pasco	1
Celebration, Orange	1
Chicago, Broward	1
Choctaw Beach, Unknown	1
Austin, Dade	1
Apo, Collier	1
Big Torch Key, Monroe	1
Black, Holmes	1
Boca Raton, Lee	1
Bonifay, Unknown	1
8852 Teacher Ln, Pasco	1
Addison, Pasco	1
Apopka, Citrus	1
Apopka, Hillsborough	1
Arabi, Orange	1
Unknown, Duval	1
Upland, Manatee	1
Surfside Beach, Orange	1
Sun City Center, Lee	1
Tampa, Duval	1
Tavares, Unknown	1
Temple, Palm Beach	1
Saint Charles, Orange	1
Saint Petersburg, Duval	1
Saint Petersburg, Manatee	1
Scottsdale, Brevard	1
Scottsdale, Palm Beach	1
St Peterburg, Orange	1
Stiamk, Dade	1
Summerdale, Escambia	1
Port Saint Lucie, Marion	1
Port St Luice, Unknown	1
Roswell, Bay	1
Ruskin, Dade	1
Ruskin, Manatee	1
Plymouth, Pasco	1
Pensacola Naval Hospital, Escambia	1
Pass-A-Grille, Pinellas	1
Okeechobee, Unknown	1
Oviedo, Orange	1
Pace, Escambia	1
Painted Post, Pasco	1
Palatka, Marion	1
Winter Springs, Polk	1
Youngstown, Washington	1
Winnetka, Dade	1
Winter Garden, Osceola	1

COVID-19: characteristics of 1,952,321 Florida resident cases

Data through Mar 16, 2021 verified as of Mar 17, 2021 at 09:25 AM

Data in this report are provisional and subject to change.

The table below includes the cities and counties of residence for cases in Florida residents based on the patient's ZIP Code. Note that city is not always received as part of the initial notification and may be missing while the case is being investigated.

City and county	Cases
Winter Haven, Osceola	1
Winter Park, Duval	1
Winter Park, Palm Beach	1
West Hollywood, Broward	1
Weston, Unknown	1
Wildwood, Lee	1
Willington, Lee	1
Wakefield, Broward	1
Waverly, Duval	1
Wabasha, Clay	1
Crossings, Unknown	1
Davenport, Lake	1
Davie, Unknown	1
Dayton, Orange	1
Dearborn Heights, Hillsborough	1
Edgewood, Broward	1
Elkton, Putnam	1
Chesterfield, Broward	1
Carteret, Polk	1
Cincinnati, Dade	1
Connellsville, Highlands	1
Armstrong, St. Johns	1
Atl, Brevard	1
Alva, Escambia	1
Andalusia, Escambia	1
Arcadia, Highlands	1
Baker, Santa Rosa	1
Belleville, Palm Beach	1
Belmont, Santa Rosa	1
Blountstown, Broward	1
Bronson, Alachua	1
Brooker, Alachua	1
Bradenton, Clay	1
Brandon, Pinellas	1
Bonita, Lee	1
Bocaraten, Palm Beach	1
Middletown, Osceola	1
Missing, Gilchrist	1
Monroe, Hillsborough	1
New Vernon, Palm Beach	1
Mayaguez, Dade	1
Macclenny, Duval	1
Mantua, Broward	1
Longwood, Broward	1
Lucedale, St. Lucie	1
Kure Beach, Monroe	1
Lakeland, Palm Beach	1
Hudson, Pinellas	1
Hoosick Falls, Broward	1
Indian Rock Beach, Palm Beach	1
Interlachen, Duval	1
Kechi, Orange	1
Floral, Okaloosa	1
Forestville, Volusia	1
Gibson, Unknown	1
Gainesville, Okaloosa	1
Gainesville, Unknown	1
Greenbrier, Bay	1
Groveland, Orange	1

COVID-19: characteristics of 1,952,321 Florida resident cases

Data through Mar 16, 2021 verified as of Mar 17, 2021 at 09:25 AM

Data in this report are provisional and subject to change.

The table below includes the cities and counties of residence for cases in Florida residents based on the patient's ZIP Code. Note that city is not always received as part of the initial notification and may be missing while the case is being investigated.

City and county	Cases
Hialeahgardens, Dade	1
Hiram, Leon	1
Westlake Village, Unknown	1
White Plains, Broward	1
Whites Creek, Leon	1
Windermere, Volusia	1
Wtixrat, Dade	1
Watersound, Bay	1
Unk, Duval	1
Ventura, Orange	1
University Of Central Florida, Lee	1
Trenton, Dixie	1
Unknown, Unknown	1
Toms River, Lee	1
Tourist, Dade	1
Seffenner, Hillsborough	1
Seminole, Lee	1
Saint Petersburg, Charlotte	1
Puerto Rico, Unknown	1
Punta Gorda, Unknown	1
Randolph, Orange	1
Rivera Beach, Palm Beach	1
Saint Augustine, Flagler	1
Suntise, Dade	1
Tallahassee, Madison	1
Stratford, Broward	1
Pembroke Pines, Orange	1
Pensacola, Sumter	1
Paducah, Manatee	1
Palm Coast, Unknown	1
Perth Amboy, Hillsborough	1
Port Orange, Brevard	1
Powell, Lee	1
Orlando, Jackson	1
Newberry, Levy	1
North Laud, Unknown	1
Ocala, Citrus	1
Ocoee, Unknown	1
Odessa, Dade	1
Oldsrav, Manatee	1
Prattville, Hillsborough	1
Prestonsburg, Bay	1
Quincy, Jackson	1
Rapid City, Broward	1
Palmetto Bay, Palm Beach	1
Russellville, Bay	1
Sagamore Beach, Charlotte	1
Saint Cloud, Palm Beach	1
Saint Joseph, Volusia	1
San Antonio, Orange	1
Shalimar, Unknown	1
Shirley, Flagler	1
Suitland, Volusia	1
Sanford, Unknown	1
Seminole, Leon	1
Myakka City, Sarasota	1
New Middletown, Hillsborough	1
New Port Richey, Pinellas	1
New Port Richey, Unknown	1

COVID-19: characteristics of 1,952,321 Florida resident cases

Data through Mar 16, 2021 verified as of Mar 17, 2021 at 09:25 AM

Data in this report are provisional and subject to change.

The table below includes the cities and counties of residence for cases in Florida residents based on the patient's ZIP Code. Note that city is not always received as part of the initial notification and may be missing while the case is being investigated.

City and county	Cases
Newberry, Marion	1
Oldsmar, Hillsborough	1
Olean, Alachua	1
North Palm Beach, Orange	1
Northport, Sarasota	1
Oakland, Lee	1
Petersburg, Manatee	1
Piasa, Putnam	1
Palmetto, Pasco	1
Parma, Manatee	1
Pass-A-Grille Beach, Pinellas	1
Palm Beach Gardens, Unknown	1
Orlo Vista, Orange	1
Other, Dade	1
Tavares, Orange	1
Tequesta, Martin	1
Topsham, Manatee	1
Town Of Nocatee, St. Johns	1
Troy, Manatee	1
Unkn, Duval	1
Syracuse, Polk	1
Tallahassee, Dade	1
Tamarac, Dade	1
Waipahu, Santa Rosa	1
Ward, Polk	1
Wellborn, Columbia	1
Sunbright, Palm Beach	1
Venetian Islands, Dade	1
Winter Garden, Duval	1
Woodbine, Nassau	1
Yulee, St. Johns	1
Zephyrhills, Hillsborough	1
West Aplm Beach, Palm Beach	1
West Yarmouth, St. Lucie	1
Mckinney, Broward	1
Miamc, Dade	1
Matawan, Palm Beach	1
Milford, Lee	1
Missing, Levy	1
Missing, Okeechobee	1
Monroe Township, Palm Beach	1
Moore Haven, Okeechobee	1
Morrisville, Unknown	1
Longwood, Volusia	1
Ldhl, Broward	1
Lincoln, St. Lucie	1
Little Neck, Lee	1
Lake Butler, Alachua	1
Knoxville, Bay	1
Las Vegas, Palm Beach	1
Homeless, Monroe	1
Homeless, Pinellas	1
Howell, Dade	1
Hudson, Hernando	1
Hoclywsod, Dade	1
Holiday, Pinellas	1
Indian Rocks Beach, Duval	1
Indiantown, Palm Beach	1
Inglewood, Sarasota	1

COVID-19: characteristics of 1,952,321 Florida resident cases

Data through Mar 16, 2021 verified as of Mar 17, 2021 at 09:25 AM

Data in this report are provisional and subject to change.

The table below includes the cities and counties of residence for cases in Florida residents based on the patient's ZIP Code. Note that city is not always received as part of the initial notification and may be missing while the case is being investigated.

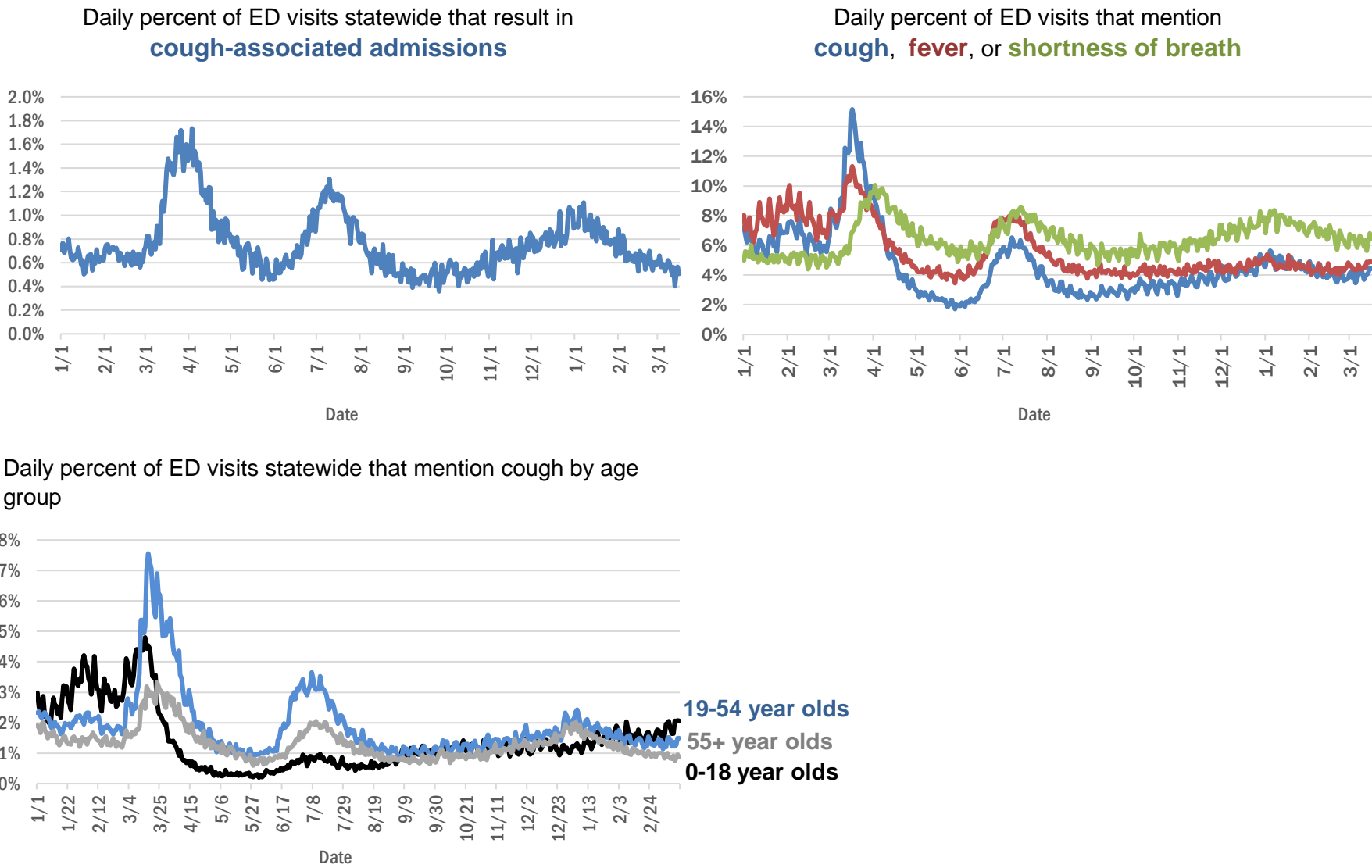
City and county	Cases
Inverness, Marion	1
Inwood, Broward	1
Irvine, Marion	1
Istachatta, Hernando	1
Jupiter, St. Lucie	1
Kenilworth, Leon	1
Jacksonville, Orange	1
Jefferson, Dade	1
Jonesboro, Leon	1
Kingsland, Nassau	1
Key West, Duval	1
Keys West, Unknown	1
Carmel, Orange	1
Cedar Springs, Hernando	1
Chicago, Unknown	1
Coconut Ck, Unknown	1
Dallas, Hernando	1
Dayton, Lake	1
Daytona Beach, Pinellas	1
Dearborn, Broward	1
Deer Park, Dade	1
Brooklyn, Dade	1
Brooklyn, Lee	1
Caracas, Dade	1
Bonnie, Broward	1
Boston, Broward	1
Bel Air, Collier	1
O, Manatee	1
Alachua, Duval	1
Alpharetta, Broward	1
Apopka, Clay	1
Asheville, Highlands	1
Astoria, Broward	1
Atmore, Escambia	1
Bartow, Hardee	1
Downingtown, Broward	1
Downingtown, Hillsborough	1
Dpo, Santa Rosa	1
Dunedin, Unknown	1
Deerfield, Dade	1
Deland, Seminole	1
Deltona, Seminole	1
Fort Lauderdale, Leon	1
Fort Myers, Sarasota	1
Fort Pierce, Palm Beach	1
Fort White, Clay	1
East Palatka, Hillsborough	1
Eastpoint, Leon	1
Garden City, Alachua	1
Gaylord, Orange	1
Gotcha, Orange	1
Greensburg, Palm Beach	1
Erie, Monroe	1
Hallandale, Unknown	1
Haines City, Osceola	1
Hernando, Marion	1
Hialeah, Collier	1
Helen, Bay	1
Total	1,952,321

COVID-19: additional surveillance information

Data through Mar 16, 2021 verified as of Mar 17, 2021 at 09:25 AM

Data in this report are provisional and subject to change.

Statewide emergency department (ED) chief complaint and admission data



The Electronic Surveillance System for the Early Notification of Community-Based Epidemics (ESSENCE-FL) includes chief complaint data from 211 of 211 Florida EDs. Data are transmitted electronically to ESSENCE-FL daily or hourly.

COVID-19: testing by laboratory

Data through Mar 16, 2021 verified as of Mar 17, 2021 at 09:25 AM

Data in this report are provisional and subject to change.

The numbers in the table below represent the number of Florida and non-Florida residents for whom test results were received by the Department of Health. A person can be tested by more than one laboratory and can have both positive and negative results. **Therefore, the sum of the numbers in each column will be larger than the total number of people tested.**

Reporting lab	Inconclusive	Negative	Positive	Percent positive	Total
LABORATORY CORPORATION OF AMERICA	2,535	1,605,660	218,741	12%	1,826,936
CURATIVE LABS	14,638	1,565,135	237,685	13%	1,817,458
QUEST DIAGNOSTICS	11,798	1,361,556	200,560	13%	1,573,914
BIO REFERENCE LABORATORIES, INC	7,566	930,855	178,824	16%	1,117,245
HELIX	8,763	640,086	111,802	15%	760,651
REALTOX LABS LLC	6,475	593,718	97,578	14%	697,771
NOMI_HEALTH	2,743	441,841	60,951	12%	505,535
RCA LABORATORY SERVICES, LLC/GENETWORX		406,730	43,910	10%	450,640
GENETWORX	661	390,597	32,971	8%	424,229
CDR MAGUIRE - HEALTH CARE CENTER		338,623	51,551	13%	390,174
IMPACT HEALTH BIOMETRIC TESTING, INC	1,041	219,768	25,982	11%	246,791
PALM BEACH BALLPARK		220,729	22,081	9%	242,810
EAST FLORIDA STATE COLLEGE - BREVARD		212,886	26,986	11%	239,872
PWNHEALTH	1,549	209,180	28,072	12%	238,801
BPHL-JACKSONVILLE	18	186,097	32,291	15%	218,406
NOMI HEALTH LAB SERVICES		172,673	19,911	10%	192,584
ADVENTHEALTH LAB	99	162,728	20,940	11%	183,767
FULGENT DIAGNOSTICS LABORATORY	3,299	152,031	17,059	10%	172,389
MAKO GENOMICS	7,731	139,245	25,402	15%	172,378
CB SMITH PARK		150,116	18,792	11%	168,908
BPHL-MIAMI	225	143,259	23,996	14%	167,480
MAYO CLINIC LABORATORIES	336	138,476	17,451	11%	156,263
ELABNETWORK	1,059	138,210	11,810	8%	151,079
BAYCARE LABORATORIES LLC	594	132,283	11,473	8%	144,350
MEMORIAL REGIONAL HOSPITAL SOUTH	26	114,781	23,482	17%	138,289
ASCENSION SACRED HEART HOSPITAL - PENSACOLA	2	114,622	17,881	13%	132,505
ORLANDO HEALTH SYSTEM	683	117,349	12,079	9%	130,111
NORTHWEST LABORATORY	246	121,079	6,475	5%	127,800
BIOCOLLECTIONS WORLDWIDE, INC	738	109,974	13,466	11%	124,178
ADVENT HEALTH LAB	112	101,258	13,956	12%	115,326
AEGIS SCIENCES CORPORATION	961	97,125	16,313	14%	114,399
MEDICAL DIAGNOSTIC LABORATORIES	976	98,583	14,219	12%	113,778
AKESOGEN		92,111	17,808	16%	109,919
TESTING MATTERS INC	758	91,803	16,104	15%	108,665
BPHL-TAMPA (SPECTRUM BLVD)	45	90,275	16,627	16%	106,947
UF HEALTH MEDICAL LAB	33	97,325	9,093	9%	106,451
TAMPA GENERAL HOSPITAL	4	92,173	8,810	9%	100,987
KORVALABS, INC	1,285	91,543	4,703	5%	97,531
DIATHERIX LABORATORIES (VRL EUROFINs)	1	84,435	12,546	13%	96,982
SUNPATH MEDICAL DIAGNOSTICS LABORATORY	823	78,086	12,006	13%	90,915
BAPTIST HEALTH SOUTH FLORIDA	362	77,319	11,882	13%	89,563
ASCENSION ST VINCENT'S - RIVERSIDE	1	70,880	10,061	12%	80,942
JACKSON MEMORIAL HOSPITAL CLINICAL LAB	79	63,239	11,498	15%	74,816
SOUTH MIAMI HOSPITAL LAB	444	64,721	9,269	12%	74,434
LAKELAND REGIONAL MEDICAL CENTER	129	65,638	8,622	12%	74,389
UF HEALTH SHANDS HOSPITAL	482	61,076	4,500	7%	66,058
AMERICAN HEALTH ASSOCIATES	9	60,130	5,178	8%	65,317

COVID-19: testing by laboratory

Data through Mar 16, 2021 verified as of Mar 17, 2021 at 09:25 AM

Data in this report are provisional and subject to change.

The numbers in the table below represent the number of Florida and non-Florida residents for whom test results were received by the Department of Health. A person can be tested by more than one laboratory and can have both positive and negative results. **Therefore, the sum of the numbers in each column will be larger than the total number of people tested.**

Reporting lab	Inconclusive	Negative	Positive	Percent positive	Total
INGENIOUS PERSONALIZED MEDICINE	205	52,731	10,740	17%	63,676
AIT LABORATORIES		52,834	6,460	11%	59,294
APPLIED INGENUITY DIAGNOSTICS LLC		52,271	2,361	4%	54,632
ARUP LABORATORIES	16	50,079	2,924	6%	53,019
BAPTIST HEALTH - JACKSONVILLE	4	49,057	3,950	7%	53,011
GENESIS REFERENCE LABORATORIES		46,326	5,116	10%	51,442
TALLAHASSEE MEMORIAL HOSPITAL	240	44,085	5,489	11%	49,814
MINUTECLINIC LLC		40,343	6,791	14%	47,134
SARASOTA MEMORIAL HOSPITAL MAIN LAB	12	42,885	3,716	8%	46,613
ADVENTIST HEALTH SYSTEMS SUNBELT INC DBA		40,802	4,847	11%	45,649
VIRACOR EUROFINS		35,593	9,816	22%	45,409
BROWARD GENERAL MEDICAL CENTER-CLINICAL LAB	2	40,789	4,473	10%	45,264
NICKLAUS CHILDREN'S HOSPITAL	70	38,596	5,162	12%	43,828
FLORIDA HOSPITAL - TAMPA	37	39,992	3,319	8%	43,348
MILLENNIUM PHYSICIAN GROUP	17	34,968	6,763	16%	41,748
DWIC OF TAMPA BAY INC		35,716	4,431	11%	40,147
LEE HEALTH - CAPE CORAL HOSPITAL	3	34,456	5,615	14%	40,074
UNIVERSITY OF MIAMI HOSPITAL	137	35,910	3,673	9%	39,720
UF HEALTH JACKSONVILLE	53	34,087	3,982	10%	38,122
MEDFAST URGENT CARE CENTERS, LLC	20	32,434	4,861	13%	37,315
ORANGE COUNTY CONVENTION CENTER		33,330	3,703	10%	37,033
ECCO LAB GROUP CO	519	31,576	4,628	13%	36,723
MIAMI DADE COUNTY☐		32,091	3,527	10%	35,618
WALGREENS	35	29,566	5,458	16%	35,059
NORTH FLORIDA REGIONAL MEDICAL CENTER		29,262	3,449	11%	32,711
MOUNT SINAI MEDICAL CENTER	10	29,283	3,153	10%	32,446
ST JOSEPHS HOSPITAL LABORATORY	23	28,009	3,599	11%	31,631
INTEGRATED REGIONAL LABORATORIES LLP	10	27,413	4,094	13%	31,517
BRANDON REGIONAL HOSPITAL		27,861	3,627	12%	31,488
JUPITER MEDICAL CENTER LAB	82	28,175	2,743	9%	31,000
STS LAB 2 LLC	6	29,079	1,517	5%	30,602
GENESIS MEDICAL LABORATORY	398	24,131	4,445	15%	28,974
JFK MEDICAL CENTER LAB	1	25,268	3,257	11%	28,526
NIGHT LITE PEDIATRIC CENTER LLC		25,672	2,807	10%	28,479
PALMETTO GENERAL HOSPITAL LAB	3	23,366	4,670	17%	28,039
WATSON CLINIC LLP		22,404	5,148	19%	27,552
HOLY CROSS HOSPITAL CLINICAL LAB	1	24,718	2,328	9%	27,047
MALABAR MEDICAL WALK IN CLINIC	1	21,747	4,345	17%	26,093
HEALTHLINK DIAGNOSTIC LABORATORIES	291	23,004	2,377	9%	25,672
AVENTUS BIO LABS	16	22,106	3,196	13%	25,318
INFINITY BIOLOGIX LLC (GINKO BIOWORKS)	91	23,554	1,097	4%	24,742
ACCESS DX LABORATORY	224	22,398	2,090	8%	24,712
MORTON PLANT HOSPITAL-ADLER INSTITUTE	26	20,975	2,537	11%	23,538
PANCARE OF FLORIDA INC		20,531	2,491	11%	23,022

COVID-19: testing by laboratory

Data through Mar 16, 2021 verified as of Mar 17, 2021 at 09:25 AM

Data in this report are provisional and subject to change.

The numbers in the table below represent the number of Florida and non-Florida residents for whom test results were received by the Department of Health. A person can be tested by more than one laboratory and can have both positive and negative results. **Therefore, the sum of the numbers in each column will be larger than the total number of people tested.**

Reporting lab	Inconclusive	Negative	Positive	Percent positive	Total
LAB DIAGNOSTICS LLC	392	16,724	5,331	24%	22,447
STATLAB_MOBILE	1	20,326	2,050	9%	22,377
DRS CLACK SPENCER WHITE & MCCORMACK PA D/B/A		20,124	2,027	9%	22,151
SAINT MARY'S MEDICAL CENTER	24	19,548	2,245	10%	21,817
NAPLES COMMUNITY HOSPITAL	72	19,620	2,028	9%	21,720
CLEVELAND CLINIC HOSPITAL LAB	4	19,257	2,342	11%	21,603
AMELIA EARHART		18,340	2,812	13%	21,152
UNITED CLINICAL LABORATORY LLC	3	18,698	2,440	12%	21,141
CLEVELAND CLINIC TRADITION HOSPITAL		19,498	1,423	7%	20,921
PATIENTS FIRST LAKE ELLA MEDICAL CENTER PA		17,596	3,256	16%	20,852
ADVENT HEALTH - DAYTONA BEACH	32	18,890	1,703	8%	20,625
EXACT SCIENCES LABORATORIES		18,177	2,307	11%	20,484
BAYFRONT HEALTH - ST PETERSBURG	17	17,321	2,428	12%	19,766
OSCEOLA REGIONAL MEDICAL CENTER	1	16,625	2,325	12%	18,951
LEESBURG REGIONAL MEDICAL CENTER		16,289	2,239	12%	18,528
HOMESTEAD HOSPITAL CLINICAL LABORATORY	27	14,886	3,194	18%	18,107
MEMORIAL HOSPITAL JACKSONVILLE	8	14,967	2,754	16%	17,729
CLARITY LAB SOLUTIONS	94	15,581	1,889	11%	17,564
HEALTH CENTER AT SINAI RESIDENCES		16,930	506	3%	17,436
NORTHWEST MEDICAL CENTER	1	15,172	2,114	12%	17,287
BIOCERNA LABS	461	14,582	2,112	12%	17,155
ORANGE PARK MEDICAL CENTER	9	14,192	2,647	16%	16,848
INDIAN RIVER PATHOLOGY LLC		15,497	1,270	8%	16,767
BETHESDA HOSPITAL EAST		14,851	1,506	9%	16,357
OAK HILL HOSPITAL		14,504	1,813	11%	16,317
ACCESS MEDICAL LABORATORIES	4	8,351	7,943	49%	16,298
WELLINGTON REGIONAL MED CTR LAB	6	14,468	1,795	11%	16,269
DELRAY MEDICAL CENTER LAB	3	14,566	1,663	10%	16,232
VISTA CLINICAL DIAGNOSTICS	485	13,763	1,767	11%	16,015
LAWNWOOD REGIONAL MEDICAL CENTER	1	13,701	2,200	14%	15,902
FULGENT DIAGNOSTICS	170	14,659	982	6%	15,811
WEST KENDALL BAPTIST HOSPITAL	13	12,748	2,936	19%	15,697
MEMORIAL REGIONAL HOSPITAL CLINICAL LABORATORY	10	14,670	998	6%	15,678
BAPTIST HEALTH - SOUTH		14,098	1,207	8%	15,305
THE HEALTHCARE DISTRICT OF PALM BEACH COUNTY	49	13,246	1,910	13%	15,205
LARGO MEDICAL CENTER		13,417	1,634	11%	15,051
BAPTIST HEALTHCARE - BAPTIST HOSPITAL	5	11,826	3,160	21%	14,991
WINTER HAVEN HOSPITAL CLINICAL LABORATORY	4	12,657	2,267	15%	14,928
PRIVA PATH LABS	77	13,813	951	6%	14,841
ADVENTHEALTH CENTRA CARE LAKE BUENA VISTA		13,124	1,707	12%	14,831
LEE HEALTH - LEE MEMORIAL HOSPITAL		11,172	3,611	24%	14,783
UHEALTH CORAL GABLES/LENNAR MED CTR	39	13,767	927	6%	14,733
INDIAN RIVER MEDICAL CENTER LAB		13,669	852	6%	14,521
NONA SCIENTIFIC	5	11,359	3,133	22%	14,497
MEDRITE MEDICAL CARE, PC	6,839	6,994	654	5%	14,487

COVID-19: testing by laboratory

Data through Mar 16, 2021 verified as of Mar 17, 2021 at 09:25 AM

Data in this report are provisional and subject to change.

The numbers in the table below represent the number of Florida and non-Florida residents for whom test results were received by the Department of Health. A person can be tested by more than one laboratory and can have both positive and negative results. **Therefore, the sum of the numbers in each column will be larger than the total number of people tested.**

Reporting lab	Inconclusive	Negative	Positive	Percent positive	Total
CARDIOPATH	84	12,430	1,841	13%	14,355
WEST FLORIDA HOSPITAL LAB	1	11,314	3,024	21%	14,339
MOLECULAR INFECTIOUS DISEASES	497	13,302	466	3%	14,265
MEDICAL CENTER OF TRINITY CLINICAL LABORATORY	2	12,655	1,453	10%	14,110
PALMS WEST HOSPITAL LAB	2	12,139	1,938	14%	14,079
NEMOURS CHILDRENS HOSPITAL	1	13,231	782	6%	14,014
WESTSIDE REGIONAL MED CTR	2	11,693	1,994	15%	13,689
GOOD SAMARITAN MEDICAL CENTER LAB	2	11,927	1,759	13%	13,688
MERCY HOSPITAL A CAMPUS OF PLANTATION GEN HOSP LAB	1	11,427	2,061	15%	13,489
MIAMI BEACH CONVENTION CENTER		12,581	689	5%	13,270
REGIONAL MEDCIAL CENTER BAYONET POINT	2	12,159	1,041	8%	13,202
THE VILLAGES REGIONAL HOSPITAL		11,734	1,349	10%	13,083
GULF COAST MEDICAL CENTER MICROLAB		10,257	2,774	21%	13,031
ST ANTHONY'S HOSPITAL LAB	30	11,133	1,540	12%	12,703
SYNERGY DIAGNOSTIC LABORATORY	96	10,991	1,437	11%	12,524
AVENTURA HOSPITAL LAB		10,132	2,351	19%	12,483
LABS ASAP LLC		11,276	1,198	10%	12,474
CORAL GABLES HOSPITAL CLINICAL LABORATORY		10,547	1,906	15%	12,453
CAPITAL REGIONAL MEDICAL CTR		10,017	2,375	19%	12,392
NATIONWIDE LABORATORY SERVICES INC	416	10,451	1,479	12%	12,346
HALIFAX MEDICAL CENTER LAB	37	10,392	1,774	15%	12,203
BLAKE MEDICAL CENTER		10,698	1,493	12%	12,191
WEST BOCA MEDICAL CENTER LAB		11,243	899	7%	12,142
LAKE CITY HM		11,147	988	8%	12,135
BAPTIST HEALTH SOUTH FLORIDA - WEST KENDALL URGENT CARE		10,161	1,962	16%	12,123
BINAXNOW	9	9,174	2,859	24%	12,042
MANATEE MEMORIAL HOSPITAL		10,904	1,032	9%	11,936
FLORIDA HOSPITAL WATERMAN LABORATORY	70	10,997	862	7%	11,929
GENOVA DIAGNOSTICS LABORATORY	64	10,793	1,058	9%	11,915
PWN HEALTH	17	9,822	2,074	17%	11,913
LEE HEALTH - HEALTH PARK MEDICAL CENTER		10,007	1,885	16%	11,892
ST JOSEPHS HOSPITAL	18	10,213	1,622	14%	11,853
FLORIDA LABORATORY ANALYSIS		10,370	1,478	12%	11,848
ST MARKS HOSPITAL LABORATORY B	78	10,627	1,002	9%	11,707
PALM BEACH GARDENS MEDICAL CTR LAB		10,540	1,143	10%	11,683
PATHNOSTICS	41	9,190	2,389	21%	11,620
PRECISION HEALTH RESOURCES LLC		10,865	727	6%	11,592
LARKIN COMMUNITY HOSPITAL	10	9,899	1,484	13%	11,393
COAST DIAGNOSTICS LLC	45	10,104	1,237	11%	11,386
LAKE CITY MEDICAL CENTER		8,916	2,200	20%	11,116
FLORIDA HOSPITAL HEARTLAND MED CTR CLINICAL LAB	33	9,656	1,425	13%	11,114
MEASE COUNTRYSIDE LAB	14	9,806	1,210	11%	11,030
PLANTATION GENERAL HOSPITAL		9,293	1,691	15%	10,984
VIKOR SCIENTIFIC	49	9,099	1,810	17%	10,958
ADVENT HEALTH - WESLEY CHAPEL	14	9,614	996	9%	10,624
EXPRESS GENE MOLECULAR DIAGNOSTICS LABORATORY		9,157	1,445	14%	10,602
FLORIDA MEDICAL CENTER - A CAMPUS OF NORTH SHORE	2	9,286	1,280	12%	10,568

COVID-19: testing by laboratory

Data through Mar 16, 2021 verified as of Mar 17, 2021 at 09:25 AM

Data in this report are provisional and subject to change.

The numbers in the table below represent the number of Florida and non-Florida residents for whom test results were received by the Department of Health. A person can be tested by more than one laboratory and can have both positive and negative results. **Therefore, the sum of the numbers in each column will be larger than the total number of people tested.**

Reporting lab	Inconclusive	Negative	Positive	Percent positive	Total
LARKIN COMMUNITY HOSPITAL INC DBA CARDIOTROPIC		6,819	3,620	35%	10,439
DOCTORS HOSPITAL	7	8,737	1,672	16%	10,416
CENTRAL FLORIDA REGIONAL HOSPITAL		9,317	1,076	10%	10,393
AMERICAN FAMILY CARE	1	5,960	4,399	42%	10,360
SARKIS CLINICAL TRIALS	25	8,965	1,277	12%	10,267
LEON MEDICAL CENTERS LLC		8,103	2,133	21%	10,236
NORTHSIDE HOSPITAL AND HEART INSTITUTE		9,201	1,025	10%	10,226
CernerELR_Advent		8,752	1,312	13%	10,064
ADVENTHEALTH CENTRA CARE WATERFORD LAKES		8,442	1,621	16%	10,063
CORAL SPRINGS MED CTR		9,044	978	10%	10,022
JOHNS HOPKINS ALL CHILDREN'S HOSPITAL		9,291	652	7%	9,943
NCF DIAGNOSTICS & DNA TECHNOLOGIES LAB	162	9,262	511	5%	9,935
LABSTAT LLC	10	9,454	447	5%	9,911
FLORIDA HOSPITAL DELAND	10	8,666	1,219	12%	9,895
SRQ DRIVE THROUGH☐		8,944	905	9%	9,849
AVECINA MEDICAL	4	6,203	3,525	36%	9,732
AVECINA	20	8,997	703	7%	9,720
P4 CLINICAL, LLC	204	8,549	958	10%	9,711
PALM BEACH BALL PARK		8,607	1,024	11%	9,631
BOSTON HEART DIAGNOSTICS CORP		8,292	1,199	13%	9,491
BAPTIST HEALTH SOUTH FLORIDA - COUNTRY WALK URGENT CARE		7,860	1,631	17%	9,491
WEST PALM HOSPITAL LAB		8,676	745	8%	9,421
HEALTHQUEST ESOTERICS		7,940	1,447	15%	9,387
ADVENTHEALTH CENTRA CARE ST CLOUD	1	8,006	1,270	14%	9,277
OCALA REGIONAL MEDICAL CENTER		7,989	1,196	13%	9,185
MEDARBOR DIAGNOSTICS	1	8,023	1,124	12%	9,148
BROWARD HEALTH NORTH CLINICAL LABORATORY		8,072	1,025	11%	9,097
NORTH SHORE MEDICAL CENTER		7,501	1,529	17%	9,030
FLORIDA HOSPITAL FLAGLER	29	8,140	827	9%	8,996
SYNERGY LABORATORIES	31	7,843	1,118	12%	8,992
CERNERELR_BAYCARE	43	8,320	616	7%	8,979
INFORM DIAGNOSTICS, INC		8,431	505	6%	8,936
FLORIDA HOSPITAL ZEPHYRHILLS	10	7,907	977	11%	8,894
LEE HEALTH - GULF COAST MEDICAL CENTER	2	7,116	1,731	20%	8,849
FLORIDA HOSPITAL OF CARROLLWOOD	23	7,518	1,212	14%	8,753
H LEE MOFFITT CANCER CENTER LABORATORY	2	8,396	232	3%	8,630
SANTA ROSA MEDICAL CENTER	2	7,034	1,437	17%	8,473
BAPTIST HEALTH - BEACHES		7,739	648	8%	8,387
CLEVELAND CLINIC MARTIN SOUTH HOSPITAL	1	7,422	908	11%	8,331
AVECINA MEDICAL OAKLEAF	3	6,977	1,330	16%	8,310
SOUTH BAY HOSPITAL CLINICAL LAB	1	7,414	884	11%	8,299
GENE BY GENE, GENOMICS RESEARCH CENTER LAB	44	7,661	519	6%	8,224
BAPTIST HEALTH SOUTH FLORIDA - MIAMI LAKES URGENT CARE		6,469	1,755	21%	8,224
CERNERELR_BAPTISTMIAMI	31	7,313	862	11%	8,206
BAYCARE COMMUNITY HEALTH		7,938	192	2%	8,130
MEMORIAL HOSPITAL WEST LABORATORY SERVICES	14	7,360	735	9%	8,109
POINCIANA MEDICAL CENTER		6,358	1,736	21%	8,094

COVID-19: testing by laboratory

Data through Mar 16, 2021 verified as of Mar 17, 2021 at 09:25 AM

Data in this report are provisional and subject to change.

The numbers in the table below represent the number of Florida and non-Florida residents for whom test results were received by the Department of Health. A person can be tested by more than one laboratory and can have both positive and negative results. **Therefore, the sum of the numbers in each column will be larger than the total number of people tested.**

Reporting lab	Inconclusive	Negative	Positive	Percent positive	Total
ANNE BATES LEACH EYE HOSPITAL/ ABLEH MICROBIOLOGY LABORATORY	9	7,944	115	1%	8,068
ADVENTHEALTH CENTRA CARE CLERMONT		6,832	1,088	14%	7,920
CLEVELAND CLINIC MARTIN NORTH HOSPITAL		6,992	892	11%	7,884
MEMORIAL HOSPITAL MICRO		7,363	521	7%	7,884
ADVENTHEALTH CENTRA CARE UNIVERSITY	1	6,975	865	11%	7,841
ISPM LABS, LLC DBA CAPSTONE DIAGNOSTICS, LLC		7,442	393	5%	7,835
WEST MARION COMMUNITY HOSPITAL LAB		6,466	1,303	17%	7,769
ST LUCIE MEDICAL CENTER		6,186	1,470	19%	7,656
KD MEDICAL CHOICE LLC	5	6,915	726	9%	7,646
ADVENTHEALTH CENTRA CARE WINTER PARK		6,876	752	10%	7,628
ADVENTHEALTH CENTRA CARE WINTER GARDEN	1	6,768	831	11%	7,600
NCH NORTH NAPLES HOSPITAL LAB	15	6,733	830	11%	7,578
LAKEWOOD RANCH MEDICAL CENTER		6,892	589	8%	7,481
MORTON PLANT-MEASE	5	6,733	705	9%	7,443
FLORIDA HOSPITAL FISH MEMORIAL	19	6,319	1,104	15%	7,442
ARCPOINT LABS OF FORT MYERS	4	6,521	902	12%	7,427
INDIAN RIVER MEDICAL CENTER		6,417	924	13%	7,341
ADVENTHEALTH CENTRA CARE LAKELAND	1	6,313	943	13%	7,257
NCH DOWNTOWN NAPLES HOSPITAL	15	6,584	640	9%	7,239
FLORIDA HOSPITAL Ocala		6,261	938	13%	7,199
BAPTIST HEALTH SOUTH FLORIDA - WESTCHESTER URGENT CARE		5,859	1,274	18%	7,133
ADVENTHEALTH CENTRA CARE LEE ROAD		6,293	712	10%	7,005
ADVENTHEALTH CENTRA CARE DR PHILLIPS		6,314	667	10%	6,981
ATLANTIS URGENT CARE	11	5,307	1,622	23%	6,940
HIALEAH HOSPITAL	4	5,386	1,526	22%	6,916
LUMINUS DIAGNOSTICS		6,275	554	8%	6,829
BAPTIST HEALTH SOUTH FLORIDA - DORAL URGENT CARE		5,462	1,338	20%	6,800
AVERO DIAGNOSTICS - IRVING	11	6,294	471	7%	6,776
ADVENTHEALTH CENTRA CARE HUNTERS CREEK	3	5,861	893	13%	6,757
BAYFRONT HEALTH - PORT CHARLOTTE		6,189	522	8%	6,711
OVIDO MEDICAL CENTER		5,972	694	10%	6,666
MEDEXPRESS URGENT CARE	2	4,553	2,096	32%	6,651
NCH NORTH NAPLES HOSPITAL	8	5,927	683	10%	6,618
BAPTIST HEALTH - NASSAU		6,258	355	5%	6,613
ADVENTHEALTH CENTRA CARE SANFORD		5,851	761	12%	6,612
VISTA CLINICAL	8	3,875	2,712	41%	6,595
HOLIDAY CVS LLC		6,277	316	5%	6,593
COMMUNITY HEALTH CENTERS OF PINELLAS INC		5,243	1,289	20%	6,532
ADVENTHEALTH CENTRA CARE LAKE MARY	2	5,668	839	13%	6,509
ADVENTHEALTH CENTRA CARE MOUNT DORA		5,457	1,017	16%	6,474
IMPERIAL POINT MEDICAL CENTER		5,902	558	9%	6,460
UNKNOWN	3	3,378	3,078	48%	6,459
MEDEXPRESS URGENT CARE OF BOYNTON BEACH LLC		5,924	479	7%	6,403
ADVENTHEALTH CENTRA CARE APOPKA	1	5,497	889	14%	6,387
ADVENTHEALTH CENTRA CARE KISSIMMEE		5,742	641	10%	6,383
EMERALD COAST URGENT CARE		4,881	1,463	23%	6,344
ST JOSEPHS NORTH HOSPITAL LAB	7	5,419	897	14%	6,323

COVID-19: testing by laboratory

Data through Mar 16, 2021 verified as of Mar 17, 2021 at 09:25 AM

Data in this report are provisional and subject to change.

The numbers in the table below represent the number of Florida and non-Florida residents for whom test results were received by the Department of Health. A person can be tested by more than one laboratory and can have both positive and negative results. **Therefore, the sum of the numbers in each column will be larger than the total number of people tested.**

Reporting lab	Inconclusive	Negative	Positive	Percent positive	Total
SOLARIS DIAGNOSTICS	10	5,729	576	9%	6,315
ST PETERSBURG GENERAL HOSPITAL		5,331	951	15%	6,282
ADVENTIST HEALTH SYSTEMS, SUNBELT INC		5,443	764	12%	6,207
SUNCOAST PATHOLOGY ASSOCIATES		5,637	532	9%	6,169
FORT WALTON BEACH MEDICAL CENTER		5,238	891	15%	6,129
QDX PATHOLOGY SERVICES	2	5,690	385	6%	6,077
CLINICAL REFERENCE LABORATORY	2	5,763	300	5%	6,065
EMPIRE CITY LABORATORIES INC	71	5,064	824	14%	5,959
EGLIN AIR FORCE BASE	13	4,317	1,618	27%	5,948
ADVENTHEALTH CENTRA CARE ALTAMONTE		5,201	739	12%	5,940
MEDEXPRESS URGENT CARE HUDSON		5,123	796	13%	5,919
BAYFRONT HEALTH - VENICE REGIONAL MEDICAL	1	5,374	537	9%	5,912
FLORIDA HOSPITAL NORTH PINELLAS	11	5,368	476	8%	5,855
BAPTIST HEALTH SOUTH FLORIDA - PEMBROKE PINES URGENT CARE		4,827	968	17%	5,795
NORTHWEST FLORIDA COMMUNITY HOSPITAL	43	4,281	1,426	25%	5,750
PARAMOUNT URGENT CARE	2	2,901	2,831	49%	5,734
URGENT CARE OF THE PALM BEACHES		4,825	907	16%	5,732
DYNIX DIAGNOSTIX		5,193	519	9%	5,712
LEE HEALTH CONVENIENT CARE - PAGE FIELD		5,045	663	12%	5,708
MICROGEN DX	4	4,977	698	12%	5,679
ADVENTHEALTH CENTRA CARE AZALEA PARK		4,825	792	14%	5,617
AHCC WESLEY CHAPEL		4,991	601	11%	5,592
ADVENTHEALTH EXPRESS CARE		4,561	993	18%	5,554
ANGEL KIDS PEDIATRICS		5,233	310	6%	5,543
SOUTH FLORIDA BAPTIST HOSPITAL MICRO	4	4,620	916	17%	5,540
SUNRISE MEDICAL LABORATORIES	2	5,099	380	7%	5,481
DOCTORS URGENT CARE LLC	1	4,452	1,011	19%	5,464
ADVENTHEALTH CENTRA CARE OVIEDO		4,688	762	14%	5,450
TROPICANA FIELD - LOT 2□	19	4,936	491	9%	5,446
PRO CLINIC		4,376	1,069	20%	5,445
PUTNAM COMMUNITY MEDICAL CENTER		4,743	687	13%	5,430
COASTAL MED URGENT CARE		3,856	1,492	28%	5,348
MEDICAL DNA LABS LLC	3	4,798	463	9%	5,264
MARTIN HOSPITAL SOUTH LAB		4,966	288	5%	5,254
MINUTECLINIC		4,518	717	14%	5,235
ADVENT HEALTH - HEART OF FLORIDA ER	1	4,519	710	14%	5,230
ACUTIS DIAGNOSTICS	17	4,178	1,020	20%	5,215
BAPTIST HEALTH SOUTH FLORIDA - CORAL SPRINGS URGENT CARE		4,452	730	14%	5,182
FLORIDA FAMILY LABORATORY, INC DBA	41	4,712	423	8%	5,176
ESCAMBIA COMMUNITY CLINICS INC	8	3,897	1,263	24%	5,168
ADVENTHEALTH CENTRA CARE LONGWOOD		4,547	616	12%	5,163
MINUTECLINIC LLC #3703		4,243	913	18%	5,156
FLORIDA COMMUNITY HEALTH CENTER		4,065	1,069	21%	5,134
TRINITY SPRINGS		4,373	729	14%	5,102
UNIVERSITY HOSPITAL AND MEDICAL CENTER		3,882	1,212	24%	5,094
LEE DAVIS COMMUNITY RESOURCE CENTER		4,444	624	12%	5,068
HEALTH FIRST ADVENTHEALTH CENTRA CARE - TITUSVILLE		4,295	765	15%	5,060

COVID-19: testing by laboratory

Data through Mar 16, 2021 verified as of Mar 17, 2021 at 09:25 AM

Data in this report are provisional and subject to change.

The numbers in the table below represent the number of Florida and non-Florida residents for whom test results were received by the Department of Health. A person can be tested by more than one laboratory and can have both positive and negative results. **Therefore, the sum of the numbers in each column will be larger than the total number of people tested.**

Reporting lab	Inconclusive	Negative	Positive	Percent positive	Total
ADVENTHEALTH CENTRA CARE SOUTH ORANGE		4,351	704	14%	5,055
ADVENTHEALTH CENTRA CARE ORANGE LAKE		4,483	568	11%	5,051
URGENT CARE CURE	2	4,339	709	14%	5,050
BAPTIST HEALTH - NORTH		3,957	1,074	21%	5,031
DOCTORS URGENT CARE OF LUTZ LLC	1	3,991	966	19%	4,958
PALMS OF PASADENA HOSPITAL		4,421	531	11%	4,952
ADVENTHEALTH CENTRA CARE PORT ORANGE		4,157	780	16%	4,937
MEDEXPRESS URGENT CARE - ESTERO		4,419	497	10%	4,916
MEDEXPRESS URGENT CARE - ROYAL PALM BEACH		4,394	521	11%	4,915
LABORATORY OF FLORIDA LLC	41	4,507	359	7%	4,907
ADVENTHEALTH CENTRA CARE SAND LAKE		4,366	508	10%	4,874
THE CENTER FOR URGENT CARE	3	4,043	796	16%	4,842
BAPTIST HEALTH SOUTH FLORIDA - TAMiami TRAIL URGENT CARE		3,897	940	19%	4,837
BAPTIST HEALTH SOUTH FLORIDA - KENDALE LAKES URGENT CARE		3,885	937	19%	4,822
ADVENTHEALTH CENTRA CARE LEESBURG		3,946	874	18%	4,820
PEDIATRIC HEALTH CARE ALLIANCE PA		4,416	400	8%	4,816
MEDEXPRESS URGENT CARE - GOLDEN GATE		4,269	542	11%	4,811
WESTCHESTER HOSPITAL	23	3,878	889	19%	4,790
DOCTORS HOSPITAL OF SARASOTA CLINICAL LABORATORY		4,176	604	13%	4,780
HEALTH FIRST ADVENTHEALTH CENTRA CARE GATEWAY	1	4,298	477	10%	4,776
MEDCOMP SCIENCES LLC	100	2,786	1,881	39%	4,767
TALLAHASSEE PRIMARY CARE ASSOCIATES		4,162	578	12%	4,740
MEDEXPRESS URGENT CARE PALM BEACH GARDENS		4,309	409	9%	4,718
RAULERSON HOSPITAL		3,864	787	17%	4,651
MINUTECLINIC LLC #1067		4,013	605	13%	4,618
BAPTIST HEALTH SOUTH FLORIDA - CORAL GABLES (UNIVERSITY) URGENT CARE		3,979	631	14%	4,610
NIGHT LITE PEDIATRICS	4	3,341	1,254	27%	4,599
MINUTECLINIC LLC		3,933	620	14%	4,553
FAU		4,252	293	6%	4,545
BAPTIST HEALTH SOUTH FLORIDA - PINECREST URGENT CARE		3,913	624	14%	4,537
BAPTIST HEALTH SOUTH FLORIDA - CORAL GABLES URGENT CARE		3,751	757	17%	4,508
MOFFITT CANCER CENTER	6	4,398	97	2%	4,501
MEASE DUNEDIN HOSPITAL	5	4,029	461	10%	4,495
SPORTS DRUG TESTING LABORATORY	72	4,273	128	3%	4,473
MINUTECLINIC LLC #8396		3,787	651	15%	4,438
PARAMOUNT URGENT CARE - WINDERMERE	2	2,912	1,524	34%	4,438
BAPTIST HEALTH SOUTH FLORIDA - PALMETTO BAY URGENT CARE		3,658	703	16%	4,361
MEDEXPRESS URGENT CARE - LAKELAND		3,827	523	12%	4,350
BAYFRONT HEALTH - SEVEN RIVERS		3,968	377	9%	4,345
BETHESDA HOSPITAL WEST		3,880	439	10%	4,319
ASCENSION SACRED HEART - EMERALD COAST		3,586	721	17%	4,307
PALMS MEDICAL GROUP	5	2,966	1,283	30%	4,254
VENTURE MEDICAL OF FLORIDA LLC		3,859	316	8%	4,175
PREMIER URGENT CARE OF BREVARD LLC	4	3,630	511	12%	4,145
GENESIS DIAGNOSTICS		3,900	242	6%	4,142
TWIN CITIES HOSPITAL	1	3,602	506	12%	4,109
ADVENTHEALTH PROMPT CARE	2	2,974	1,131	28%	4,107

COVID-19: testing by laboratory

Data through Mar 16, 2021 verified as of Mar 17, 2021 at 09:25 AM

Data in this report are provisional and subject to change.

The numbers in the table below represent the number of Florida and non-Florida residents for whom test results were received by the Department of Health. A person can be tested by more than one laboratory and can have both positive and negative results. **Therefore, the sum of the numbers in each column will be larger than the total number of people tested.**

Reporting lab	Inconclusive	Negative	Positive	Percent positive	Total
BAYFRONT HEALTH - BROOKSVILLE		3,628	473	12%	4,101
BAYA PHARMACY & URGENT CARE		3,002	1,081	26%	4,083
US BIOTEK LABORATORIES	15	3,697	368	9%	4,080
MEMORIAL HOSPITAL- MIRAMAR	12	3,744	312	8%	4,068
HOLMES REG MED CENTER CLINICAL LAB		3,539	522	13%	4,061
NIGHT LITE PEDIATRICS URGENT CARE	1	3,417	638	16%	4,056
MINUTECLINIC LLC # 0709		3,457	584	14%	4,041
ALTRU DIAGNOSTICS INC	2	3,875	162	4%	4,039
AMELIA URGENT CARE		2,443	1,594	39%	4,037
PHYSICIANS REGIONAL MEDICAL CENTER - PINE RIDGE RD	1	3,265	742	19%	4,008
ADVENTHEALTH CENTRA CARE COLONIAL TOWN	2	3,579	412	10%	3,993
DESOTO MEMORIAL HOSPITAL	3	3,245	709	18%	3,957
DOCTORS TEST CENTERS		3,496	446	11%	3,942
WELLINGTON REGIONAL MEDICAL CENTER		3,590	329	8%	3,919
ADVENTHEALTH CENTRA CARE		3,488	428	11%	3,916
ENGLEWOOD COMMUNITY HOSPITAL		3,553	350	9%	3,903
BAYFRONT HEALTH - PUNTA GORDA		3,596	291	7%	3,887
ACCU REFERENCE MEDICAL LAB	9	3,026	780	20%	3,815
LAKESIDE MEDICAL CENTER		2,948	792	21%	3,740
MINUTE CLINIC LLC		3,230	479	13%	3,709
BAYFRONT HEALTH - SPRING HILL		3,384	317	9%	3,701
BAPTIST HEALTH SOUTH FLORIDA - DAVIE URGENT CARE		3,014	641	18%	3,655
MEDEXPRESS URGENT CARE CAPE CORAL		3,140	513	14%	3,653
ADVENTIST HEALTH SYSTEMS SUNBELT IN DBA		3,243	401	11%	3,644
CLARITY LAB SOLUTIONS LLC		3,608	4	0%	3,612
SIPARADIGM LLC	54	3,309	245	7%	3,608
PHARMCO RX	2	3,316	243	7%	3,561
QUICK CARE MED PL	2	2,907	645	18%	3,554
BAPTIST HEALTH SOUTH FLORIDA - WESTON URGENT CARE		3,038	426	12%	3,464
MINUTECLINIC LLC #3631		2,924	520	15%	3,444
MC DIAGNOSTIC OF CONNECTICUT, PC #2220		2,962	467	14%	3,429
PROHEALTH	3	1,850	1,563	46%	3,416
MIDWAY SPECIALTY CARE CENTER DIAGNOSTICS	38	3,124	238	7%	3,400
MINUTECLINIC LLC 5852		2,899	491	14%	3,390
IMMOKALEE CHD		3,155	234	7%	3,389
BARTOW REGIONAL MEDICAL CENTER	1	2,846	535	16%	3,382
HIGHLANDS REGIONAL MEDICAL CENTER		2,636	740	22%	3,376
HEALTH FIRST ADVENTHEALTH CENTRA CARE COCOA		3,044	325	10%	3,369
MINUTECLINIC LLC #3463		2,824	536	16%	3,360
BRASHEAR'S VITAL CARE CORP		2,608	695	21%	3,303
MEDEXPRESS URGENT CARE LEHIGH ACRES		2,869	422	13%	3,291
VERILY LIFE SCIENCES		3,243	40	1%	3,283
MINUTECLINIC LLC #5249		2,640	639	19%	3,279
PRECISION HEALTH SOLUTIONS		3,101	172	5%	3,273
BAPTIST HEALTH URGENT CARE AT SAWGRASS		2,720	541	17%	3,261
MINUTECLINIC LLC #5253		2,694	549	17%	3,243
BAPTIST HEALTH SOUTH FLORIDA - BRICKELL URGENT CARE		2,661	543	17%	3,204

COVID-19: testing by laboratory

Data through Mar 16, 2021 verified as of Mar 17, 2021 at 09:25 AM

Data in this report are provisional and subject to change.

The numbers in the table below represent the number of Florida and non-Florida residents for whom test results were received by the Department of Health. A person can be tested by more than one laboratory and can have both positive and negative results. **Therefore, the sum of the numbers in each column will be larger than the total number of people tested.**

Reporting lab	Inconclusive	Negative	Positive	Percent positive	Total
SELECT LABORATORIES - MARION COUNTY, FL LLC	5	2,841	306	10%	3,152
CARENOW URGENT CARE		1,942	1,209	38%	3,151
HEALTH FIRST ADVENTHEALTH CENTRA CARE MALABAR		2,842	307	10%	3,149
MEDEXPRESS URGENT CARE - DELAND		2,795	330	11%	3,125
ADVENTHEALTH CENTRA CARE KIDS LAKE MARY		2,895	227	7%	3,122
HOLIDAY CVS LLC DBA CVS PHARMACY #5154		3,019	84	3%	3,103
MINUTECLINIC LLC #5190		2,539	525	17%	3,064
WALGREEN CO	2	2,716	342	11%	3,060
ADVENT HEALTH CENTRA CARE -WINTER PARK KIDS URGENT CARE	4	2,787	258	8%	3,049
PRIMEHEALTH URGENT CARE INC		2,573	459	15%	3,032
MINUTECLINIC LLC #5854		2,511	477	16%	2,988
ADVENT HEALTH - NEW SMYRNA		2,408	579	19%	2,987
PARAMOUNT URGENT CARE INC		1,096	1,864	63%	2,960
MEMORIAL HOSPITAL PEMBROKE	3	2,606	344	12%	2,953
VETERANS AFFAIRS MEDICAL CENTER - ORLANDO	1	1,343	1,595	54%	2,939
BMCT Molecular Diagnostics Subsection		2,426	501	17%	2,927
MEDONE PLLC		2,202	717	25%	2,919
MARION E FETHER MEDICAL CENTER, THE		2,652	244	8%	2,896
MINUTECLINIC LLC #4415		2,433	457	16%	2,890
STONE CLINICAL LABORATORIES		2,790	96	3%	2,886
WALGREENS ORLANDO	3	2,537	340	12%	2,880
BAPTIST HEALTH - CLAY		2,478	385	13%	2,863
BLUE MED CONSULTANTS		2,753	108	4%	2,861
ACCESS POINT HEALTHCARE URGENT & PRIMARY CARE	2	2,182	674	24%	2,858
MARINERS HOSPITAL	1	2,588	269	9%	2,858
BAPTIST HEALTH EMERGENCY CENTER COUNTRY WALK	1	2,412	438	15%	2,851
MEDEXPRESS URGENT CARE - VERO BEACH		2,479	372	13%	2,851
LOWER KEYS MEDICAL CENTER		2,558	281	10%	2,839
GESSLER CLINIC	2	1,902	905	32%	2,809
NXGEN MDX LLC	5	2,491	299	11%	2,795
MINUTECLINIC LLC #3662		2,391	404	14%	2,795
CELESTA MEDICAL SERVICES LLC DBA - AMERICAN RESEARCH LABS		2,544	227	8%	2,771
SCION LAB SERVICES LLC	25	2,529	201	7%	2,755
MINUTECLINIC LLC #7886		2,385	362	13%	2,747
PARAMOUNT URGENT CARE - OVIEDO		1,894	844	31%	2,738
ADVENTHEALTH CENTRA CARE WINTER HAVEN	1	1,944	780	29%	2,725
CITRUS MEMORIAL HOSPITAL LABORATORY		2,249	462	17%	2,711
MINUTECLINIC, LLC #4015		2,109	602	22%	2,711
SACRED HEART HEALTH SYSTEM, INC	1	1,835	868	32%	2,704
PARAMOUNT URGENT CARE - ORLANDO		1,746	935	35%	2,681
MINUTECLINIC LLC #5214		2,302	374	14%	2,676
BAPTIST HEALTHCARE - GULF BREEZE HOSPITAL	3	2,213	459	17%	2,675
MINUTECLINIC LLC #7887		2,336	333	12%	2,669
MEDEXPRESS FORT MYERS		2,331	330	12%	2,661
MEDEXPRESS URGENT CARE CORAL SPRINGS		2,386	269	10%	2,655
MINUTECLINIC LLC #1771		2,238	407	15%	2,645
MINUTECLINIC LLC # 0514		2,323	309	12%	2,632

COVID-19: testing by laboratory

Data through Mar 16, 2021 verified as of Mar 17, 2021 at 09:25 AM

Data in this report are provisional and subject to change.

The numbers in the table below represent the number of Florida and non-Florida residents for whom test results were received by the Department of Health. A person can be tested by more than one laboratory and can have both positive and negative results. **Therefore, the sum of the numbers in each column will be larger than the total number of people tested.**

Reporting lab	Inconclusive	Negative	Positive	Percent positive	Total
MINUTECLINIC LLC # 3930		2,281	350	13%	2,631
EMERALD COAST URGENT CARE, LLC	1	1,968	660	25%	2,629
ADVENTHEALTH CENTRA CARE CONWAY		2,235	383	15%	2,618
MINUTECLINIC LLC #4458		2,156	460	18%	2,616
BAPTIST HEALTH - OAKLEAF		2,174	439	17%	2,613
CAREFAST+	1	1,870	722	28%	2,593
MINUTECLINIC LLC #3814		2,189	397	15%	2,586
MINUTECLINIC LLC #1055		2,082	491	19%	2,573
ADVENT HEALTH - Ocala		2,124	447	17%	2,571
KEYS AHEC SCHOOL MEDICAL CLINIC	15	2,432	122	5%	2,569
MINUTECLINIC LLC #7225		2,190	356	14%	2,546
MINUTECLINIC LLC # 3686		2,180	348	14%	2,528
MINUTECLINIC LLC #3003		2,013	494	20%	2,507
BAYFRONTVENICEREGIONAL		2,398	93	4%	2,491
BAPTIST HEALTH SOUTH FLORIDA - MIAMI BEACH URGENT CARE		2,126	359	14%	2,485
MEDEXPRESS URGENT CARE - CLEWISTON		2,071	401	16%	2,472
EMERALD COAST URGENT CARE LLC		1,804	654	27%	2,458
MINUTECLINIC, LLC #3204		2,027	415	17%	2,442
MINUTECLINIC LLC #3257		2,037	401	16%	2,438
BAY MEDICAL CENTER SACRED HEART HEALTH SYSTEM		1,869	569	23%	2,438
MINUTECLINIC LLC #3291		2,116	306	13%	2,422
EXACT SCIENCES LABORATORIES, LLC		2,194	219	9%	2,413
COMMUNITY HEALTH NORTHWEST FLORIDA	4	1,856	549	23%	2,409
MINUTECLINIC LLC #3705		2,113	295	12%	2,408
PHYSICIANS STAT LAB	3	1,066	1,329	55%	2,398
MINUTECLINIC LLC #7973		2,089	307	13%	2,396
DR G'S URGENT CARE		2,051	314	13%	2,365
MINUTECLINIC LLC # 7933		2,074	274	12%	2,348
DONALD W ROBERTSON DO PA		1,831	512	22%	2,343
MINUTECLINIC, LLC #5817		1,927	412	18%	2,339
WHOLE FAMILY HEALTH CENTER INC		1,954	382	16%	2,336
MINUTECLINIC LLC #3748		1,891	429	18%	2,320
PATIENTS FIRST - THOMASVILLE ROAD		2,050	264	11%	2,314
PHYSICIAN ASSOCIATES		2,069	240	10%	2,309
MEDEXPRESS URGENT CARE BOCA RATON		2,097	210	9%	2,307
LEE HEALTH - COCONUT POINT CLINICAL LAB	2	1,872	433	19%	2,307
MINUTECLINIC LLC #3255		2,010	289	13%	2,299
PHYSICIANS PRIMARY CARE	2	2,054	233	10%	2,289
AMELIA EXPRESS CARE LLC	10	1,955	312	14%	2,277
ADVENT HEALTH - DADE CITY		1,990	281	12%	2,271
MINUTECLINIC LLC #7173		1,993	276	12%	2,269
MINUTECLINIC, LLC (CLINIC 10699)		1,966	301	13%	2,267
MINUTECLINIC LLC #5924		1,934	329	15%	2,263
MINUTECLINIC LLC #5069		1,889	373	16%	2,262
PHYSICIANS REGIONAL MEDICAL CENTER - COLLIER BLVD	1	1,527	730	32%	2,258
AFC PHYSICIANS OF FLORIDA		1,718	530	24%	2,248
MINUTECLINIC LLC #5216		1,935	308	14%	2,243

COVID-19: testing by laboratory

Data through Mar 16, 2021 verified as of Mar 17, 2021 at 09:25 AM

Data in this report are provisional and subject to change.

The numbers in the table below represent the number of Florida and non-Florida residents for whom test results were received by the Department of Health. A person can be tested by more than one laboratory and can have both positive and negative results. **Therefore, the sum of the numbers in each column will be larger than the total number of people tested.**

Reporting lab	Inconclusive	Negative	Positive	Percent positive	Total
MINUTECLINIC LLC #4024		1,941	298	13%	2,239
MINUTECLINIC LLC # 3579		1,881	356	16%	2,237
FLORIDA MEDICAL CLINIC	3	1,012	1,222	55%	2,237
MINUTECLINIC LLC #3654		1,851	378	17%	2,229
PRIMEHEALTH URGENT CARE	1	1,865	361	16%	2,227
MINUTECLINIC LLC #4612		1,789	436	20%	2,225
TAMPA COMMUNITY HOSPITAL		1,902	322	14%	2,224
CHARLES AIESI CONSULTING INC	12	1,928	252	11%	2,192
BOND URGENT CARE LLC		1,646	544	25%	2,190
ASCENSION SACRED HEART - GULF		1,666	522	24%	2,188
MEDIQUICK URGENT CARE CENTERS INC		1,603	576	26%	2,179
CORE DIAGNOSTIC LABORATORIES LLC	17	1,838	323	15%	2,178
ASSOCIATED PATHOLOGISTS, LLC	3	1,793	382	18%	2,178
HEALTH CARE DISTRICT OF PALM BEACH COUNTY	1	1,961	201	9%	2,163
PARRISH MEDICAL CENTER	1	1,897	265	12%	2,163
EMERGENCY PHYSICIANS MEDICAL CENTER		1,077	1,074	50%	2,151
MINUTECLINIC LLC #3648		1,743	401	19%	2,144
UNIVERSITY OF NORTH FLORIDA STUDENT HEALTH		2,058	69	3%	2,127
MINUTECLINIC LLC #3285		1,838	285	13%	2,123
INTELEX LABS, LLC		2,048	67	3%	2,115
JUPITER MEDICAL CENTER URGENT CARE		1,613	493	23%	2,106
MINUTECLINIC LLC #1807		1,768	329	16%	2,097
MINUTECLINIC LLC #3635		1,817	260	13%	2,077
FLOWERS HOSPITAL		1,883	188	9%	2,071
AFC PHYSICIANS OF FLORIDA PA		1,585	486	23%	2,071
JACKSON HOSPITAL CLINICAL LABORATORY		1,772	293	14%	2,065
MINUTECLINIC LLC #4201		1,785	256	13%	2,041
NCHMD INC		1,707	314	16%	2,021
MINUTECLINIC LLC #1821		1,814	202	10%	2,016
LAKE WALES MEDICAL CENTER INC		1,749	260	13%	2,009
MINUTECLINIC LLC #476		1,733	263	13%	1,996
STEWART ROCKLEDGE HOSPITAL	1	1,715	268	14%	1,984
MEDIPATH LLC		1,629	343	17%	1,972
GENUS3		1,893	72	4%	1,965
MEDEXPRESS PORT CHARLOTTE		1,776	182	9%	1,958
MINUTECLINIC LLC #1350		1,708	248	13%	1,956
DOC SMILEY'S URGENT CARE		1,706	247	13%	1,953
MINUTECLINIC LLC #8381		1,676	269	14%	1,945
MINUTECLINIC LLC #6007		1,675	265	14%	1,940
MINI ER WATERFORD LAKES, THE		1,671	268	14%	1,939
PENSACOLA PEDIATRICS PA	1	1,760	169	9%	1,930
NCH NORTHEAST	7	1,504	405	21%	1,916
MARTIN HEALTH SYSTEM - ST LUCIE WEST		1,716	175	9%	1,891
MEDFAST URGENT CARE CENTERS LLC		564	1,325	70%	1,889
DOC SMILEYS URGENT CARE LLC		1,520	343	18%	1,863
MINUTECLINIC, LLC # 4469		1,593	247	13%	1,840
LITTLE PINE PEDIATRICS	1	1,565	273	15%	1,839

COVID-19: testing by laboratory

Data through Mar 16, 2021 verified as of Mar 17, 2021 at 09:25 AM

Data in this report are provisional and subject to change.

The numbers in the table below represent the number of Florida and non-Florida residents for whom test results were received by the Department of Health. A person can be tested by more than one laboratory and can have both positive and negative results. **Therefore, the sum of the numbers in each column will be larger than the total number of people tested.**

Reporting lab	Inconclusive	Negative	Positive	Percent positive	Total
BARDMOOR LABORATORY	9	1,552	276	15%	1,837
KETAMINE HEALTH CENTERS LLC	1	1,661	152	8%	1,814
OPTUM LABS LLC	1	1,633	178	10%	1,812
FIU-HEALTH AUXILIARY LABORATORY	6	1,701	104	6%	1,811
LAKELAND REGIONAL HEALTH PABLO		1,569	226	13%	1,795
MINUTECLINIC LLC #5157		1,538	225	13%	1,763
RIVER TOWN DIAGNOSTIC LLC		1,470	286	16%	1,756
BAPTIST HEALTH EMERGENCY CENTER AT WEST CORAL WAY		1,391	357	20%	1,748
GENOME LLC	2	1,601	132	8%	1,735
NEIGHBORHOOD MEDICAL CENTER INC	17	1,534	182	11%	1,733
Community_Health		1,533	199	11%	1,732
MINUTECLINIC LLC #3637		1,384	343	20%	1,727
MINUTECLINIC LLC #1815		1,511	199	12%	1,710
MINUTECLINIC LLC #3236		1,459	249	15%	1,708
LABORATORY SPECIALISTS OF MICHIGAN		1,411	294	17%	1,705
SPARROW HEALTHCARE	2	1,444	254	15%	1,700
NORTH SHORE LONG ISLAND JEWISH HEALTH	1	1,607	88	5%	1,696
JW PLASTIC SURGERY		1,449	244	14%	1,693
IGENOMIX USA LLC	47	1,482	157	9%	1,686
MINUTECLINIC LLC #214		1,428	248	15%	1,676
BAYFRONT HEALTH - CITRUS HILLS		1,452	212	13%	1,664
GENESIS LABORATORY MANAGEMENT	14	1,391	230	14%	1,635
LABTECH DIAGNOSTIC		1,343	286	18%	1,629
FLAGLER HOSPITAL LABORATORY	8	610	991	62%	1,609
OPTEO LABORATORY		1,566	34	2%	1,600
MINUTECLINIC, LLC #3245		1,294	303	19%	1,597
ELLENTON URGENT CARE		1,361	234	15%	1,595
SHELL POINT NURSING PAVILION	1	1,511	71	4%	1,583
ARCPOINT LABS		1,023	550	35%	1,573
MELBOURNE MEDICAL LABORATORY	2	1,365	202	13%	1,569
ASSURANCE SCIENTIFIC LABORATORIES	1	1,284	283	18%	1,568
VA PAIN CLINIC	4	1,502	58	4%	1,564
WHITE WILSON MEDICAL CENTER		204	1,324	87%	1,528
ED FRASER MEMORIAL HOSPITAL		1,283	244	16%	1,527
BAPTIST HEALTH SOUTH FLORIDA - COUNTRY WALK URGENT CARE EXPRESS		1,282	230	15%	1,512
GENOSUR LLC	1	1,477	13	1%	1,491
VITRO MOLECULAR LABORATORIES	50	1,338	93	6%	1,481
BIOCERNA LLC	9	1,297	165	11%	1,471
ADVANCED MEDICAL OF NAPLES LLC		1,295	161	11%	1,456
FLORIDA DEPARTMENT OF HEALTH IN POLK COUNTY	2	1,127	322	22%	1,451
ADVANCE MEDICAL OF NAPLES		326	1,124	78%	1,450
MEDICAL CONSULTANTS OF FLORIDA, LLC	2	1,208	232	16%	1,442
UHEALTH DEERFIELD BEACH/UMSYLVESTER DEERFIELD BEACH LABORATORY	3	1,380	55	4%	1,438
UNIVERSITY OF ALABAMA AT BIRMINGHAM		1,391	44	3%	1,435
PROJECT HEALTH, INC SUMTERVILLE	5	1,172	256	18%	1,433
READY RESPONDERS FLORIDA, PLLC		1,231	200	14%	1,431
MEDEXPRESS URGENT CARE - JAX ATLANTIC BLVD		1,227	200	14%	1,427

COVID-19: testing by laboratory

Data through Mar 16, 2021 verified as of Mar 17, 2021 at 09:25 AM

Data in this report are provisional and subject to change.

The numbers in the table below represent the number of Florida and non-Florida residents for whom test results were received by the Department of Health. A person can be tested by more than one laboratory and can have both positive and negative results. **Therefore, the sum of the numbers in each column will be larger than the total number of people tested.**

Reporting lab	Inconclusive	Negative	Positive	Percent positive	Total
PATIENTS CHOICE LABORATORIES		831	592	42%	1,423
MIAMI JEWISH HEALTH SYSTEMS		1,361	59	4%	1,420
COASTAL LABORATORIES	1	1,120	287	20%	1,408
BAPTIST HEALTHCARE - JAY HOSPITAL	3	1,028	372	27%	1,403
BAPTIST HEALTH SOUTH FLORIDA - KEY BISCANE URGENT CARE EXPRESS		1,219	169	12%	1,388
PEDIATRIC HEALTH CARE ALLIANCE - NORTHDAL		1,268	117	8%	1,385
AMELIA EXPRESS CARE	1	772	600	44%	1,373
TEMPUS CLINICAL LABORATORY	10	1,212	148	11%	1,370
EUROFINS NTD, LLC		1,320	44	3%	1,364
PARAMOUNT URGENT CARE VILLAGES		912	452	33%	1,364
ASCENSION ST VINCENT'S - SOUTHSIDE		1,309	49	4%	1,358
CAREMED CLINIC LLC	1	1,078	277	20%	1,356
FIRST QUALITY LABORATORY		1,261	93	7%	1,354
CAREFAST MURABELLA		884	464	34%	1,348
TREASURE COAST MEDICAL ASSOCIATES INC		747	601	45%	1,348
UHEALTH CLINIC AT WALGREENS		1,091	255	19%	1,346
OPTUMCARE FLORIDA LLC		1,083	262	19%	1,345
NYU HOSPITALS CENTER CLINICAL LABORATORIES		1,301	44	3%	1,345
SMA LAB	10	1,179	151	11%	1,340
MINUTECLINIC LLC #8927		1,144	193	14%	1,337
ER QUICKCARE PL		1,146	187	14%	1,333
PROHEALTH MEDICAL CLINIC		704	620	47%	1,324
PATIENTS FIRST LAKE ELLA MEDICAL CENTER		1,174	146	11%	1,320
SPECTOR SCIENTIFIC LAB	11	699	593	46%	1,303
MINUTECLINIC LLC #5187		1,137	161	12%	1,298
VRL EUROFINS		1,243	37	3%	1,280
TOM LEE COMMUNITY HEALTH CENTER		832	444	35%	1,276
VAVA PARTNERS LLC		478	798	63%	1,276
PREMIER MEDICAL	2	1,179	94	7%	1,275
INNOVATIVE TRANSFUSION MEDICINE, INC	11	1,094	167	13%	1,272
ST ANNES NURSING CENTER		1,242	25	2%	1,267
APALACHEE CORRECTIONAL INSTITUTION EAST UNIT		1,241	26	2%	1,267
HOLIDAY CVS LLC DBA CVSPHARMACY #5155		1,186	57	5%	1,243
PALM BAY HOSPITAL CLINICAL LABORATORY		873	362	29%	1,235
SOLARIS HEALTHCARE PALATKA		1,114	104	9%	1,218
XPRESS URGENT CARE	4	1,032	181	15%	1,217
CLINICORE		1,124	91	7%	1,215
MYTEST DIAGNOSTICS		1,153	62	5%	1,215
SUNRISE URGENT CARE ASSOCIATES LLC D/B/A	9	805	400	33%	1,214
LAB24 INC	3	534	673	56%	1,210
MINUTECLNIC LLC		1,070	133	11%	1,203
ACCESS MEDICAL LABS		746	448	38%	1,194
STAGEZERO LIFE SCIENCES INC	3	1,089	99	8%	1,191
ADVENTHEALTH CENTRA CARE TRINITY		1,025	152	13%	1,177
NORTH FLORIDA PEDIATRICS-TALLAHASSEE	1	1,074	99	8%	1,174
ST PETERSBURG PEDIATRICS	1	1,060	113	10%	1,174
EPN URGENT CARE NAPLES	2	792	376	32%	1,170

COVID-19: testing by laboratory

Data through Mar 16, 2021 verified as of Mar 17, 2021 at 09:25 AM

Data in this report are provisional and subject to change.

The numbers in the table below represent the number of Florida and non-Florida residents for whom test results were received by the Department of Health. A person can be tested by more than one laboratory and can have both positive and negative results. **Therefore, the sum of the numbers in each column will be larger than the total number of people tested.**

Reporting lab	Inconclusive	Negative	Positive	Percent positive	Total
PARAMOUNT URGENT CARE - CLERMONT		686	484	41%	1,170
BIO-TECH CLINICAL LABORATORIES INC		1,021	147	13%	1,168
ADVANCED DIAGNOSTIC LABORATORY		1,117	47	4%	1,164
PROFESSIONAL HEALTH EXAMINERS DBA PROHEALTH	1	942	220	19%	1,163
COASTAL PEDIATRIC GROUP		995	154	13%	1,149
ADDICTION LABS OF AMERICA	3	1,064	78	7%	1,145
NAPLES URGENT CARE	1	734	408	36%	1,143
PALM HARBOR PHARMACY		990	150	13%	1,140
CAPSTONE HEALTHCARE		802	330	29%	1,132
VERITAS GENETICS	61	943	119	11%	1,123
NORTH FLORIDA PEDIATRICS - LAKE CITY		907	214	19%	1,121
BROWNWOOD CARE CENTER		970	143	13%	1,113
ARCPPOINT LABS OF CORAL SPRINGS FL		984	120	11%	1,104
STEWART REFERENCE LABORATORY	1	611	489	44%	1,101
PROJECT HEALTH INC	4	940	156	14%	1,100
XYZ LABORATORY	8	942	146	13%	1,096
USF MORSANI CENTER FOR ADVANCED HEALTH CARE		955	132	12%	1,087
RAINBOW RIVER MEDICAL LABORATORY		977	83	8%	1,060
PRIMARY CARE SOUTH INC		654	405	38%	1,059
CARENOW URGENT CARE – FORT PIERCE		737	322	30%	1,059
HENDRY REGIONAL MEDICAL CENTER CLINICAL LABORATORY		809	248	23%	1,057
ABSOLUTE GENOMICS	1	851	193	18%	1,045
PRIMARY CARE OF THE TREASURE COAST		912	132	13%	1,044
GENEIQ		970	55	5%	1,025
QUICK CARE MED		773	251	25%	1,024
LPG COCONUT POINT		843	173	17%	1,016
PROFESSIONAL HEALTH EXAMINERS		871	144	14%	1,015
NORTH VISTA HOSPITAL LABORATORY		866	143	14%	1,009
LENCO MEDICAL LABORATORY		959	48	5%	1,007
VERITOR		850	152	15%	1,002
LAKELAND REGIONAL HEALTH - PWC/OB		36	954	96%	990
TYNDALL AIR FORCE BASE		777	206	21%	983
PHAROS HEALTH		737	244	25%	981
VRL EUROFINIS - DALLAS		967	13	1%	980
MINUTECLINIC, LLC DBA MINUTECLINIC #4717		938	41	4%	979
CATALYST WALK IN CLINIC		777	197	20%	974
PEDIATRICS OF CENTRAL FLORIDA PA	20	903	50	5%	973
GROWING TOGETHER PEDIATRICS LLC		900	58	6%	958
FISHERMENS HOSPITAL CLINICAL LAB		867	85	9%	952
CREEKSIDE CARE CENTER	1	793	151	16%	945
THE HEALTH CENTER OF PLANT CITY		867	75	8%	942
HISTOPATHOLOGY SERVICES, LLC		832	105	11%	937
INTERLACHEN PEDIATRICS		899	34	4%	933
GRAVITY DIAGNOSTICS, LLC	3	806	119	13%	928
HEALTH CENTRAL CLINICAL LABORATORY		850	77	8%	927
GENE TOX WORLDWIDE	60	736	125	14%	921
INTEGRITY LABORATORIES, LLC	4	753	164	18%	921

COVID-19: testing by laboratory

Data through Mar 16, 2021 verified as of Mar 17, 2021 at 09:25 AM

Data in this report are provisional and subject to change.

The numbers in the table below represent the number of Florida and non-Florida residents for whom test results were received by the Department of Health. A person can be tested by more than one laboratory and can have both positive and negative results. **Therefore, the sum of the numbers in each column will be larger than the total number of people tested.**

Reporting lab	Inconclusive	Negative	Positive	Percent positive	Total
NORTH FLORIDA PEDIATRICS PA - SUWANNEE	3	792	125	14%	920
STATMED OCALA	5	743	169	18%	917
PENSACOLA PEDIATRICS	2	668	236	26%	906
UNIVERSITY OF WEST FLORIDA STUDENT HEALTH SERVICES	1	781	124	14%	906
TACACHALE CLINICAL LABORATORY	1	852	48	5%	901
WOODLANDS MEDICAL SPECIALISTS		639	261	29%	900
FAST TRACK URGENT CARE CENTER		4	896	100%	900
INTERLACHEN PEDIATRICS PA		861	39	4%	900
COVANCE CLINICAL RESEARCH UNIT INC		876	24	3%	900
CAPE CANAVERAL HOSPITAL		627	270	30%	897
AMERICAN FAMILY CARE PENSACOLA WEST		353	533	60%	886
EAST LAKE PEDIATRICS		772	109	12%	881
C.W. BILL YOUNG VA MEDICAL CENTER	1	21	858	98%	880
BAPTIST HEALTH - MD ANDERSON CANCER CENTER		870	5	1%	875
LEE COUNTY EMERGENCY MEDICAL SERVICE	1	746	117	14%	864
ADVENTHEALTH EXPRESS CARE AT WALGREENS		751	112	13%	863
NORTH FLORIDA PEDIATRICS PA	2	742	113	13%	857
HALIFAX MEDICAL CENTER-PORT ORANGE LAB		729	121	14%	850
CONSULATE HEALTH CARE OF NEW PORT RICHEY	2	717	124	15%	843
DEPARTMENT OF CLINICAL LABS		823	18	2%	841
ENCOMPASS HEALTH		809	22	3%	831
CVS HEALTH		644	180	22%	824
NORTH SHORE LIJ URGENT CARE PC		774	47	6%	821
WILLIAM OWEN PASS PARK		717	104	13%	821
COASTAL PHYSICIANS, LLC		661	158	19%	819
FLORIDA HOSPITAL ORLANDO		743	74	9%	817
ASAP LABS LLC	7	655	151	19%	813
Point of Care Testing	1	116	695	86%	812
CHILDRENS MEDICAL ASSOCIATION		739	72	9%	811
MOLECULAR TESTING LABS		758	53	7%	811
ASCENSION ST VINCENT'S - CLAY		775	35	4%	810
REDI MED LLC		651	158	20%	809
LOOP PEDIATRICS PA	3	674	124	15%	801
CRUCIAL CARE EMERGENCY MEDICINE DOCTORS		642	158	20%	800
PALM BEACH ATLANTIC UNIVERSITY		781	19	2%	800
NITE LITE PEDIATRICS		234	564	71%	798
JACKSONVILLE BEACH PEDIATRIC CARE CENTER□		734	64	8%	798
FAMILY HEALTH CENTERS OF SWF LABS	2	704	91	11%	797
Tampa Lakes Health and Rehabilitation Center	2	718	73	9%	793
NORTH OKALOOSA MEDICAL CENTER		459	334	42%	793
NONE		308	479	61%	787
DYNIX DIAGNOSTICS	2	527	257	33%	786
PRIMARY CARE SERVICES AT INDIAN RIVER ESTATES		761	24	3%	785
CARE ONE OF FLORIDA LLC		536	243	31%	779
PRIMARY CARE SERVICES AT ST ANDREWS ESTATES		777			777
LAB DOCTOR		678	93	12%	771
NCHMD, INC SOUTHEAST IMMEDIATE CARE		595	173	23%	768

COVID-19: testing by laboratory

Data through Mar 16, 2021 verified as of Mar 17, 2021 at 09:25 AM

Data in this report are provisional and subject to change.

The numbers in the table below represent the number of Florida and non-Florida residents for whom test results were received by the Department of Health. A person can be tested by more than one laboratory and can have both positive and negative results. **Therefore, the sum of the numbers in each column will be larger than the total number of people tested.**

Reporting lab	Inconclusive	Negative	Positive	Percent positive	Total
VITAS HEALTHCARE CORPORATION OF FLA	1	760	5	1%	766
24 HOUR PEDIATIC CARE CENTER	4	705	56	7%	765
MIDWAY SPECIATLY CARE CENTER		544	221	29%	765
MACDILL AIR FORCE BASE		712	51	7%	763
VENICE REGIONAL BAYFRONT HEALTH (PULMONARY)		637	123	16%	760
CENTRAL FLORIDA HEALTH CARE INC		649	110	14%	759
Victoria Nursing and Rehabilitation Center		704	53	7%	757
DOCTOR'S MEMORIAL HOSPITAL		591	165	22%	756
SOLARIS HEALTHCARE CHARLOTTE HARBOR		704	47	6%	751
NORTHEAST FLORIDA NEUROLOGY CLINICS, INC		637	113	15%	750
CALHOUN LIBERTY HOSPITAL		590	159	21%	749
ANY LAB TEST NOW	1	502	243	33%	746
LIFE CARE CENTER OF NEW PORT RICHEY		712	34	5%	746
WILLOWBROOKE COURT AT EDGEWATER POINTE ESTATES		730	9	1%	739
NORTH FLORIDA MEDICAL GROUP		592	145	20%	737
CLINICAL PATHOLOGY LABS INC		664	73	10%	737
AMERICAN MEDICAL RESPONSE		728	8	1%	736
SANTA ROSA MEDICAL GROUP		575	161	22%	736
ADVENT HEALTH LAB - ORLANDO		434	298	41%	732
TELESCOPE HEALTH LLC	4	614	113	15%	731
ORLANDO HEALTH AND REHAB CENTER		684	44	6%	728
PALACE NURSING HOME & REHAB CENTER		692	36	5%	728
VIERA HOSPITAL, INC		565	157	22%	722
BREVARD HEALTH ALLIANCE		458	260	36%	718
DISNEY COVID TEST SITE		703	13	2%	716
POINT WASHINGTON MEDICAL CLINIC	1	514	201	28%	716
EAST LAKE PEDIATRICS PA		646	66	9%	712
ETHOS WELLNESS PHARMACY		668	43	6%	711
KENDALL HEALTHCARE PROPERTIES DBA	2	682	27	4%	711
PALM GARDEN OF PORT SAINT LUCIE		700	9	1%	709
GRAND COURT TAMPA		701	4	1%	705
GULF COAST VILLAGE		668	33	5%	701
Crestview Rehabilitation Center	5	565	129	18%	699
FLORIDA GULF COAST UNIVERSITY		509	186	27%	695
PREMIER MEDICAL LABORATORY SERVICES	2	463	225	33%	690
PEBBLEBROOK PHARMACY	1	576	113	16%	690
SPRING HILL HEALTH AND REHABILITATION CENTER		663	24	3%	687
FLAGLER COUNTY HEALTH DEPARTMENT	3	535	146	21%	684
PHYSICIANS STAT LAB INC		597	85	12%	682
NCH HEALTHCARE SYSTEM MICROBIOLOGY LAB		2	675	100%	677
BOND AND STEELE CLINIC PA		479	196	29%	675
MINI ER ADULT AND PEDIATRIC URGENT CARE		574	98	15%	672
ADVENTHEALTH MEDICAL GROUP PROMPT CARE		485	187	28%	672
MOORINGS PARK INSTITUTE, INC, THE		641	27	4%	668
GOLDEN GATE FAMILY CLINIC		220	447	67%	667
PALM GARDEN OF VERO BEACH		626	40	6%	666
EXPRESS PHARMACY		612	51	8%	663

COVID-19: testing by laboratory

Data through Mar 16, 2021 verified as of Mar 17, 2021 at 09:25 AM

Data in this report are provisional and subject to change.

The numbers in the table below represent the number of Florida and non-Florida residents for whom test results were received by the Department of Health. A person can be tested by more than one laboratory and can have both positive and negative results. **Therefore, the sum of the numbers in each column will be larger than the total number of people tested.**

Reporting lab	Inconclusive	Negative	Positive	Percent positive	Total
MEDICAL FP – WHOLE FAMILY HEALTH CENTER		543	120	18%	663
GULF COAST MOLECULAR LABORATORIES	13	546	102	15%	661
TREE HOUSE PEDIATRICS PLLC		592	67	10%	659
MOUNT SINAI LABORATORY		629	29	4%	658
MAIN STREET MEDICAL CENTER		132	524	80%	656
LIFE CARE CENTER OF PENSACOLA		606	49	7%	655
POINT OF CARE TESTING SITE		630	24	4%	654
SOUTHEAST ALABAMA MEDICAL CENT		600	54	8%	654
AUGUSTUS LABS LLC		526	125	19%	651
JOHN KNOX VILLAGE HEALTH CENTER		628	23	4%	651
MANOR PINES CONVALESCENT CENTER LLC	1	628	21	3%	650
MAVERICK LABS		460	188	29%	648
SUWANNEE HEALTH AND REHABILITATION CENTER		643	5	1%	648
ST JOHN'S NURSING CENTER		623	23	4%	646
ORANGE BLOSSOM FAMILY HEALTH		613	28	4%	641
BROAD INSTITUTE CLINICAL SEQUENCING RESEARCH PLATFORM	2	609	28	4%	639
VETERANS AFFAIRS MEDICAL CENTER	1	41	594	93%	636
AMERICAN SCIENTIFIC LABORATORIES LLC		628	5	1%	633
Fernandina Beach Rehabilitation and Nursing Center	1	611	19	3%	631
EMERALD COAST PEDIATRICS		619	11	2%	630
LIFE CARE CENTER OF ORANGE PARK		598	30	5%	628
THE PRESERVE		617	9	1%	626
BOCA GRANDE HEALTH CLINIC		596	30	5%	626
FORT MYERS INTERNAL MEDICINE, LLC		561	64	10%	625
CITY MEDICAL OF NEW JERSEY, PC		568	55	9%	623
CLEWISTON NURSING AND REHABILITATION CENTER		610	12	2%	622
HOLMES REGIONAL MEDICAL CENTER		5	617	99%	622
PEDIATRIC HEALTHCARE ALLIANCE		584	37	6%	621
LIFE CARE CENTER OF HILLIARD		599	22	4%	621
MID-FLORIDA PATHOLOGY		469	150	24%	619
MANOR CARE HEALTH SERVICES - FT MYERS		592	26	4%	618
FAMILY HEALTH CENTERS OF SOUTHWEST FLORIDA INC		544	72	12%	616
GOLDEN GLADES NURSING & REHABILITATION CTR		600	16	3%	616
CLINICAL ENTERPRISE, INC		592	21	3%	613
HOLY CROSS HOSPITAL		12	598	98%	610
AFC URGENT CARE CLEARWATER	1	123	485	80%	609
SEBASTIAN RIVER MEDICAL CENTER	2	440	167	27%	609
COLLIER URGENT CARE CENTERS CREEKSIDE		549	56	9%	605
EDEN SPRINGS NURSING AND REHAB CENTER		495	110	18%	605
VETERANS AFFAIRS MEDICAL CENTER - JAMES A HALEY			603	100%	603
CYPRESS VILLAGE	1	578	24	4%	603
PEDIATRIC HEALTHCARE ALLIANCE PA		552	51	8%	603
VITAS HEALTHCARE CORP OF CENTRAL FL		578	24	4%	602
WILLOW BROOKE COURT AT INDIAN RIVER ESTATES		558	43	7%	601
PATIENTS FIRST - MAHAN DRIVE		164	436	73%	600
CONSULATE HEALTHCARE OF VERO BEACH	14	503	83	14%	600
BUFFALO CROSSING HEALTHCARE & REHABILITATION CTR		583	15	3%	598

COVID-19: testing by laboratory

Data through Mar 16, 2021 verified as of Mar 17, 2021 at 09:25 AM

Data in this report are provisional and subject to change.

The numbers in the table below represent the number of Florida and non-Florida residents for whom test results were received by the Department of Health. A person can be tested by more than one laboratory and can have both positive and negative results. **Therefore, the sum of the numbers in each column will be larger than the total number of people tested.**

Reporting lab	Inconclusive	Negative	Positive	Percent positive	Total
BROOKDALE FORT MYERS CYPRESS LAKE		590	2	0%	592
J AND G MEDICAL GROUP LLC		486	105	18%	591
DIAMOND RIDGE HEALTH AND REHABILITATION		557	32	5%	589
CARITHERS PEDIATRIC GROUP		533	52	9%	585
EMERALD SHORES HEALTH AND REHABILITATION		486	97	17%	583
MAYFLOWER ASSISTED LIVING		576	6	1%	582
NSPIRE HEALTHCARE MIAMI LAKES	8	558	14	2%	580
SHORELINE PHYSICIAN GROUP		364	216	37%	580
HMA SANTA ROSA MEDICAL CENTER LLC DBA		457	122	21%	579
WATSON THERAPEUTICS INC	1	552	26	4%	579
DAVITA LABORATORY		471	104	18%	575
THERADOC		152	422	74%	574
BALDWIN PEDIATRICS	1	543	29	5%	573
MEDONE URGENT CARE CENTER		350	223	39%	573
MEDICAL VB		451	121	21%	572
MEDICAL CENTER OF DELTONA, INC		476	96	17%	572
TENNESSEE DOH - NASHVILLE	2	504	66	12%	572
BALDOMERO LOPEZ STATE VETERANS NURSING HOME	2	565	4	1%	571
BOND CLINIC PA PEDIATRICS DEPT		524	47	8%	571
NCH HEALTHCARE BONITA		437	131	23%	568
CONTINENTAL CLINICAL RESEARCH, LLC		519	46	8%	565
CLIFFORD CHESTER SIMS STATE VETERANS		551	12	2%	563
PALM GARDEN OF TAMPA		534	29	5%	563
WHITE-WILSON MEDICAL CENTER - FORT WALTON BEACH		541	20	4%	561
ECCOLAB GROUP	1	147	413	74%	561
MANOR CARE NURSING CENTER OF SARASOTA FL LLC		470	87	16%	557
SABAL PALMS HEALTH AND REHAB		502	51	9%	553
EXPRESS URGENT CARE LLC		1	551	100%	552
The Sands at South Beach		548	4	1%	552
NEMOURS CHILDERN'S HOSPITAL		453	98	18%	551
OCALA FAMILY MEDICAL CENTER INC	2	479	67	12%	548
Signature HealthCare Center of Waterford		516	31	6%	547
Plantation Bay Rehabilitation Center		523	24	4%	547
VITAE DIAGNOSTICS		534	13	2%	547
FG RAPID RESULTS	2	278	266	49%	546
PIONEER CLINICAL LAB LLC		442	104	19%	546
SOLARIS HEALTHCARE LAKE CITY		445	99	18%	544
NCF DIAGNOSTICS & DNA TECHNOLOGIES	15	211	318	58%	544
COASTAL URGENT CARE		428	116	21%	544
BAPTIST PRIMARY CARE	2	435	107	20%	544
DOCTORS CENTER,THE		432	111	20%	543
VETERANS AFFAIRS MEDICAL CENTER - GAINESVILLE		3	539	99%	542
VETERANS AFFAIRS MEDICAL CENTER - BAY PINES		18	523	97%	541
MEDONE URGENT CARE AT ST. AUGUSTINE		144	396	73%	540
CHILDRENS MEDICAL ASSOCIATION PA		477	59	11%	536
AMERICA'S PHARMACY LLC		477	59	11%	536
HARBOUR HEALTH CENTER		519	16	3%	535

COVID-19: testing by laboratory

Data through Mar 16, 2021 verified as of Mar 17, 2021 at 09:25 AM

Data in this report are provisional and subject to change.

The numbers in the table below represent the number of Florida and non-Florida residents for whom test results were received by the Department of Health. A person can be tested by more than one laboratory and can have both positive and negative results. **Therefore, the sum of the numbers in each column will be larger than the total number of people tested.**

Reporting lab	Inconclusive	Negative	Positive	Percent positive	Total
CLARITY LABS		464	70	13%	534
RESTORE HEALTH URGENT CARE		421	113	21%	534
BREVARD HEALTH ALLIANCE INC, THE		506	26	5%	532
VALENCIA HILLS HEALTH AND REHABILITATION CENTER		517	13	2%	530
HEARTLAND PEDIATRICS OF LAKE WALES		475	55	10%	530
VILLA MARIA NURSING & REHAB CENTER INC	1	516	13	2%	530
DOH - INDIAN RIVER		450	79	15%	529
RICARDO NAVARRO DO PA		457	72	14%	529
MED FAST URGENT CARE CENTER		260	268	51%	528
MEDICAL CENTER CLINIC-IMMEDIATE CARE	1	423	104	20%	528
PALMETTO FAMILY HEALTHCARE	1	340	186	35%	527
PALM GARDEN OF CLEARWATER		506	18	3%	524
FOUNTAIN MANOR HEALTH AND REHAB CENTER	1	503	19	4%	523
RAINBOW PEDIATRIC CENTER PA		485	34	7%	519
CHILDRENS CLINIC WEST FLORIDA PEDIATRICS		473	45	9%	518
JACKSON MEMORIAL PERDUE MEDICAL CENTER		491	26	5%	517
FLORIDA DEPARTMENT OF HEALTH IN CALHOUN COUNTY		388	126	25%	514
MEDFAST URGENT CARE CENTERS		231	281	55%	512
MEMORIAL PEMBROKE 24/7 CARE CENTER		390	120	24%	510
NEW YORK HOSPITAL LABORATORIES	1	497	12	2%	510
SOUTHERN OAKS CARE CENTER	1	470	37	7%	508
PALM GARDEN OF JACKSONVILLE	2	425	80	16%	507
DXTERITY DIAGNOSTICS	2	473	31	6%	506
FLORIDA DEPARTMENT OF HEALTH CLAY COUNTY	1	407	98	19%	506
RIVER GARDEN HEBREW HOME FOR THE AGED		452	54	11%	506
ENZO CLINICAL LABS INC	3	476	25	5%	504
The Manor at Blue Water Bay		443	60	12%	503
MICHAEL A MIDDLETON MD PA		483	19	4%	502
ARCPOINTS LABS		435	65	13%	500
ST CLOUD REGIONAL MEDICAL CENTER CLINICAL LAB		394	106	21%	500
JACKSON MEMORIAL LONG TERM CARE CENTER		475	24	5%	499
CLINICAL PATHOLOGY LABS		388	111	22%	499
FIRST CHOICE PEDIATRICS		407	91	18%	498
WEST GABLES HEALTH CARE CENTER		488	10	2%	498
UNIVERSITY OF TAMPA INC, THE		487	9	2%	496
HEALTH CENTER AT BRENTWOOD	1	450	44	9%	495
PHYSICIANS PRIMARY CARE LAB	1	428	66	13%	495
SANDBAY URGENT CARE		396	95	19%	491
MANOR OAKS NURSING & REHAB CENTER	5	484	2	0%	491
ASCEND CLINICAL	5	415	71	14%	491
HILLCREST HEALTH CARE & REHABILITATION CENTER	3	474	14	3%	491
CITRUS NURSING CENTER LLC		443	46	9%	489
AFC URGENT CARE FAMILY CARE			488	100%	488
BROWARD PARTNERSHIP	6	473	8	2%	487
SUSANNA WESLEY HEALTH CENTER		451	36	7%	487
HOPE HOSPICE AND COMMUNITY SERVICES INC	14	455	18	4%	487
THE PALACE AT HOMESTEAD	1	465	20	4%	486

COVID-19: testing by laboratory

Data through Mar 16, 2021 verified as of Mar 17, 2021 at 09:25 AM

Data in this report are provisional and subject to change.

The numbers in the table below represent the number of Florida and non-Florida residents for whom test results were received by the Department of Health. A person can be tested by more than one laboratory and can have both positive and negative results. **Therefore, the sum of the numbers in each column will be larger than the total number of people tested.**

Reporting lab	Inconclusive	Negative	Positive	Percent positive	Total
PENSACOLA PEDIATRICS PA - TIGER POINT	18	455	8	2%	481
NORTH FLORIDA RETIREMENT VILLAGE		479	2	0%	481
SPEARHEAD MEDICAL		417	62	13%	479
PALM GARDEN OF ORLANDO		446	33	7%	479
HARTS HARBOR HEALTH CARE CENTER		457	21	4%	478
LAUDERDALE NURSING CENTER LLC	1	458	19	4%	478
SHORE ACRES CARE CENTER		442	35	7%	477
Good Samaritan Society Kissimmee Village		411	65	14%	476
HERON POINTE HEALTH AND REHABILITATION	1	471	3	1%	475
FLORIDA HOSPITAL WAUCHULA		340	135	28%	475
SEMINOLE NURSING PAVILION		466	8	2%	474
MANOR AT CARPENTERS		447	27	6%	474
BENTON PEDIATRICS INC		425	48	10%	473
PARKLANDS FACILITY INC	4	426	42	9%	472
FLO-MEDILAB SERVICES LLC		189	282	60%	471
LIFE CARE CENTER OF PALM BAY□		444	27	6%	471
MOBILE MEDICAL ASSOCIATES PL	17	406	47	10%	470
Quest Diag Unspecifd	1	318	150	32%	469
CARENOW	2	262	205	44%	469
PW WINDERMERE SUBTENANT LLC		468	1	0%	469
DBI HEALTH INC		454	15	3%	469
SIGNATURE HEALTHCARE OF BROOKWOOD GARDENS		463	6	1%	469
ORLANDO HEALTH CENTER FOR REHABILITATION		456	13	3%	469
NAVAL HOSPITAL - JACKSONVILLE		136	333	71%	469
LITTLE PINE PEDIATRICS PLLC	3	407	58	12%	468
AFC URGENT CARE TYRONE		2	464	100%	466
AFC URGENT CARE SEMINOLE			466	100%	466
CARE ONE OF FLORIDA	1	318	146	31%	465
STEWART SEBASTIAN RIVER MEDICAL CENTER		407	56	12%	463
THE PALACE MANAGEMENT - THE PALACE AT CORAL GABLES		459	3	1%	462
BROOKDALE PALMER RANCH	1	403	57	12%	461
MEDSCAN LABORATORY INC	1	242	214	47%	457
Williston Care Center		395	61	13%	456
CLARIDGE HOUSE NURSING CENTER		437	18	4%	455
Palm Garden of Largo		449	4	1%	453
ELLENTON PEDIATRICS		435	18	4%	453
Q ANSWER LAB	1	392	59	13%	452
SOLARIS HEALTHCARE OSCEOLA		428	23	5%	451
NEW YORK PRESBYTERIAN - CUMC CLINICAL		432	18	4%	450
RUSKIN HEALTH CENTER		267	182	41%	449
FLORIDA HOSPITAL MEDICAL GROUP		271	178	40%	449
VITAS LUTHERAN TOWERS INPATIENT PROGRAM		384	64	14%	448
Solaris HealthCare Windermere		415	32	7%	447
NEW PLANT CITY FAMILY CARE	1	238	207	46%	446
CONSULATE HEALTH CARE OF BAYONET POINT	4	435	7	2%	446
MINUTECLINIC LLC, #10357		445	1	0%	446
NURSING PLUS OF BROWARD LLC	1	426	18	4%	445

COVID-19: testing by laboratory

Data through Mar 16, 2021 verified as of Mar 17, 2021 at 09:25 AM

Data in this report are provisional and subject to change.

The numbers in the table below represent the number of Florida and non-Florida residents for whom test results were received by the Department of Health. A person can be tested by more than one laboratory and can have both positive and negative results. **Therefore, the sum of the numbers in each column will be larger than the total number of people tested.**

Reporting lab	Inconclusive	Negative	Positive	Percent positive	Total
DIAMOND RIDGE HEALTH AND REHABILITATION CENTER		422	22	5%	444
BETHESDA HEALTH URGENT CARE		356	86	19%	442
NORTH FLORIDA REHABILITATION & SPECIALTY CARE☐		436	6	1%	442
Cypress Cove Care Center		342	100	23%	442
SMA SPECIALTY MEDICAL LAB		119	321	73%	440
EMERITUS AT NAPLES	2	437	1	0%	440
AFC URGENT CARE		108	331	75%	439
MILLER BIOCONNECT		397	42	10%	439
GANDY CROSSING CARE CENTER	1	423	14	3%	438
SUNSHINE URGENT CARE LLC		290	147	34%	437
NAPLES CHILDREN'S URGENT CARE		384	53	12%	437
PALM GARDEN OF WINTER HAVEN	3	418	16	4%	437
PRO HEALTH		188	248	57%	436
ST ANDREWS BAY SKILLED NURSING &		374	60	14%	434
Ocala Health and Rehabilitation Center		413	21	5%	434
Darcy Hall Of Life Care		420	13	3%	433
MEDIPATH		19	414	96%	433
HEALTHY STEPS PEDIATRICS		385	47	11%	432
ANCIENT CITY PEDIATRICS	1	414	16	4%	431
APP-UNIPATH, LLC	2	414	15	3%	431
AVECINA MEDICAL JULINGTON	1	240	189	44%	430
FLORIDA DEPT OF HEALTH IN BREVARD COUNTY	3	363	63	15%	429
Palm Garden of Ocala		330	98	23%	428
BROOKSVILLE HEALTHCARE CENTER LLC☐		414	13	3%	427
Solaris Healthcare Daytona	2	377	46	11%	425
STARKE FAMILY MEDICAL CENTER		336	89	21%	425
INTERNAL MEDICINE & PEDIATRICS OF TAMPA BAY PA		363	60	14%	423
EPN URGENT CARE		83	340	80%	423
WHITE WILSON MEDICAL CENTER PA - NAVARRE		311	112	26%	423
Colonial Lakes Health Care		384	38	9%	422
LEHIGH REGIONAL MEDICAL CENTER LAB	2	372	47	11%	421
Bardmoor Oaks Healthcare and Rehabilitation Center		410	11	3%	421
Santa Rosa Center for Rehabilitation and Healing		352	69	16%	421
GARCIA CLINICAL LABORATORY		28	392	93%	420
ABBAY DELRAY		412	6	1%	418
SOLARIS HEALTHCARE MERRITT ISLAND		376	41	10%	417
TIDEWELL HOSPICE INC	2	405	7	2%	414
ADDINGTON PLACE AT WELLINGTON GREEN		404	9	2%	413
MAGNOLIA FAMILY URGENT CARE		373	40	10%	413
VITAS HEALTHCARE CORPORATION		407	5	1%	412
Manatee Springs Rehabilitation and Nursing Center		392	20	5%	412
QUOTIENT SCIENCES		398	13	3%	411
ROLLINS COLLEGE WELLNESS CENTER		130	280	68%	410
MINUTECLINIC LLC #3671		366	44	11%	410
LIFEBRITE	1	211	198	48%	410
CLERMONT HEALTH AND REHABILITATION CENTER		377	32	8%	409
ORCHARD PARK HEALTH & REHABILITATION		404	5	1%	409

COVID-19: testing by laboratory

Data through Mar 16, 2021 verified as of Mar 17, 2021 at 09:25 AM

Data in this report are provisional and subject to change.

The numbers in the table below represent the number of Florida and non-Florida residents for whom test results were received by the Department of Health. A person can be tested by more than one laboratory and can have both positive and negative results. **Therefore, the sum of the numbers in each column will be larger than the total number of people tested.**

Reporting lab	Inconclusive	Negative	Positive	Percent positive	Total
GOOD SAMARITAN CENTER		406	3	1%	409
FLORIDA DEPARTMENT OF HEALTH		359	49	12%	408
FLOMEDILAB		189	219	54%	408
FHMG FLORIDA HOSPITAL MEDICAL GROUP		367	38	9%	405
TIDE LABORATORIES		362	43	11%	405
HOSPICE OF THE FLORIDA SUNCOAST,THE		401	3	1%	404
Timberridge Center for Rehabilitation and Healing		370	34	8%	404
ASSOCIATESMD MEDICAL GROUP INC		345	59	15%	404
FLORIDA DEPARTMENT OF HEALTH IN LIBERTY COUNTY	3	303	96	24%	402
INDIAN RIVER CTR, LLC		352	50	12%	402
TREASURE COAST COMMUNITY HEALTH	3	332	66	16%	401
ABBOTT DIAGNOSTICS		382	18	5%	400
SOLARIS HEALTHCARE BAYONET POINT		382	16	4%	398
ADVENTHEALTH EXPRESS CARE AT		326	72	18%	398
Destin Healthcare and Rehabilitation Center	1	357	40	10%	398
PINES OF SARASOTA		392	5	1%	397
ORLANDO VA MEDICAL CENTER			397	100%	397
ADVENTHEALTH MEDICAL GROUP PROMPT CAR	1	282	114	29%	397
QUALITOX LABORATORIES		220	176	44%	396
AMEERAH LABS, LLC	2	310	82	21%	394
MINI ER AND URGENT CARE		289	105	27%	394
BONIFAY NURSING AND REHAB CENTER		363	30	8%	393
SUNLAND MARIANNA COX MEDICAL CENTER		348	43	11%	391
MOOSEHAVEN HEALTH CENTER		352	38	10%	390
FAMILY CARE PARTNERS OF NORTHEAST FLORIDA LLC		316	74	19%	390
BARBER		13	376	97%	389
PALMS OF SEBRING		353	34	9%	387
HEALTHWORKS MED GROUP OF FLORIDA PA	3	376	8	2%	387
ST PETERSBURG PEDIATRICS-PARK BLVD		352	34	9%	386
NORTH FL SOUTH GA HCS-LAKE CITY		381	5	1%	386
BAPTIST PRIMARY CARE, INC		357	28	7%	385
Bayside Care Center	1	364	20	5%	385
PEDIATRICS BY THE SEA		369	15	4%	384
VILLAGE DOCTORS OF KEYSTONE		303	81	21%	384
LIFE CARE PONTE VEDRA INC		375	9	2%	384
BLOUNTSTOWN REHABILITATION CENTER LLC		277	106	28%	383
SOUTHERN LABORATORY SERVICES OF NWF		349	34	9%	383
DIAGNOSTIC & CLINICAL CARE SERVICES INC DBA		306	76	20%	382
BROOKDALE PADDOCK HILLS	2	377	2	1%	381
WELL-BEING MEDICAL CENTER PLLC		350	30	8%	380
PEDIATRIC ASSOCIATES OF OCALA PA		349	31	8%	380
BARTON HEALTH ALLIANCE	3	331	45	12%	379
UNIVERSITY OF TAMPA STUDENT HEALTH AND SHC CLINICAL LABORATORY		225	152	40%	377
UR MEDICINE LABS- CENTRAL LABORATORY		353	23	6%	376
BAYA PHARMACY WEST		8	368	98%	376
TRI-COUNTY NURSING AND REHABILITATION CENTER INC		360	15	4%	375
THE SPRINGS AT BOCA CIEGA BAY		366	9	2%	375

COVID-19: testing by laboratory

Data through Mar 16, 2021 verified as of Mar 17, 2021 at 09:25 AM

Data in this report are provisional and subject to change.

The numbers in the table below represent the number of Florida and non-Florida residents for whom test results were received by the Department of Health. A person can be tested by more than one laboratory and can have both positive and negative results. **Therefore, the sum of the numbers in each column will be larger than the total number of people tested.**

Reporting lab	Inconclusive	Negative	Positive	Percent positive	Total
PruittHealth Panama City	1	309	64	17%	374
FAIR HAVENS CENTER, OPCO		367	7	2%	374
NATIONS BEST FAMILY HEALTH CARE		196	178	48%	374
ADVENTHEALTH EXPRESS CARE AT WALGREENS 49TH STREET		317	57	15%	374
PORT SAINT LUCIE HOSPITAL		365	9	2%	374
ACCESS MEDICAL CENTER	1	344	28	8%	373
Life Care Center of Ocala		304	69	18%	373
ST PETERSBURG PEDIATRICS-SEMINOLE BLVD		306	66	18%	372
HENDRY REGIONAL MEDICAL CENTER		107	265	71%	372
BRISTOL AT TAMPA, THE	4	359	8	2%	371
URGENT CARE BETHESDA	1	318	52	14%	371
Stacey Health Care Centers Inc. dba Riverside Care Center		341	29	8%	370
NATURE COAST MEDICAL GROUP		273	97	26%	370
MEMPHIS PATHOLOGY LABORATORY	4	347	19	5%	370
INFORM DIAGNOSTICS		360	9	2%	369
SEA BREEZE REHAB AND NURSING CENTER		360	9	2%	369
ADVENT HEALTH - TAMPA		148	220	60%	368
KINDRED HOSPITAL	10	341	17	5%	368
SPECIALTY HEALTH AND REHABILITATION CENTER		342	25	7%	367
TRENTON MEDICAL CENTER INC DBA PALMS MEDICAL GROUP	4	270	93	25%	367
PALM GARDEN OF WEST PALM BEACH	4	347	15	4%	366
AYERS HEALTH & REHABILITATION CENTER		358	7	2%	365
WELL HEALTH WORKS	1	324	39	11%	364
FLORIDA HOSPITAL HEARTLAND MED CTR LAKE PLACID		274	89	25%	363
Consulate Health Care of North Fort Myers		351	12	3%	363
FLORIDA HEART & VASCULAR MULTISPECIALTY GROUP PA		264	98	27%	362
HEALTH CENTRAL PARK		295	66	18%	361
HARDEE MANOR HEALTH CARE CENTER	1	357	3	1%	361
MANOR CARE OF BOYNTON BEACH LLC		336	24	7%	360
SOLARIS HEALTHCARE PARKWAY	2	341	17	5%	360
VETERANS AFFAIRS MEDICAL CENTER - LAKE CITY		52	308	86%	360
CHAUTAUQUA REHABILITATION AND NURSING CENTER		351	9	3%	360
SERENADES IN THE VILLAGES		305	53	15%	358
SUN COUNTRY PEDIATRICS PLLC	9	317	31	9%	357
DIGNITY HEALING, LLC		342	15	4%	357
ARTHREX MEDICAL CENTER	1	250	106	30%	357
ADVENT HEALTH - DELTONA ER		290	66	19%	356
TRINITY REGIONAL REHAB CENTER		341	15	4%	356
ORCHARD RIDGE CARE AND REHABILITATION CENTER		336	19	5%	355
HAINES CITY REHABILITATION AND NURSING CENTER		331	24	7%	355
FAMILY EXPRESS URGENT CARE		5	349	99%	354
LIFE CARE CENTER OF WINTER HAVEN		336	18	5%	354
MY CLINICAL LAB		224	129	37%	353
SIGNATURE HEALTHCARE OF NORTH FLORIDA		349	4	1%	353
MEDFAST URGENT CARE CENTER		122	230	65%	352
VILLAGE AT VIENNA SQUARE,THE	6	329	17	5%	352
PLANT CITY PEDIATRICS	1	284	67	19%	352

COVID-19: testing by laboratory

Data through Mar 16, 2021 verified as of Mar 17, 2021 at 09:25 AM

Data in this report are provisional and subject to change.

The numbers in the table below represent the number of Florida and non-Florida residents for whom test results were received by the Department of Health. A person can be tested by more than one laboratory and can have both positive and negative results. **Therefore, the sum of the numbers in each column will be larger than the total number of people tested.**

Reporting lab	Inconclusive	Negative	Positive	Percent positive	Total
MANORCARE HEALTH SERVICES - VENICE		297	55	16%	352
SANFORD LABORATORIES		325	26	7%	351
VILLAGE DOCTORS FAMILY MEDICAL CENTER OF		287	64	18%	351
HARDEE COUNTY HEALTH DEPARTMENT		282	69	20%	351
CORAL BAY HEALTHCARE AND REHABILITATION	1	338	12	3%	351
BAYSHORE DIAGNOSTICS		310	41	12%	351
SIPARADIGM, DIAGNOSTIC INFORMATICS		273	77	22%	350
Palmetto Subacute Care Center		338	11	3%	349
Marshall Health and Rehabilitation Center		299	49	14%	348
SABAL DIRECT PRIMARY CARE, PA		288	59	17%	347
HEALTH DESIGNS		332	14	4%	346
Bay Breeze Senior Living and Rehabilitation Center		292	53	15%	345
ARCPPOINT LABS OF SARASOTA MANATEE		266	78	23%	344
USAFSAM/PHE		174	170	49%	344
COLOR GENOMICS, INC.	2	335	6	2%	343
WHITE-WILSON MEDICAL CENTER - NICEVILLE		303	40	12%	343
OCEAN VIEW NURSING AND REHAB CENTER		326	16	5%	342
AMBULATORY SURGERY CENTER OF BOCA RATON LTD		338	4	1%	342
ADVENT HEALTH CENTRA CARE - PALM COAST		80	261	77%	341
FAIRWAY OAKS CENTER LLC	6	328	6	2%	340
CORAL TRACE HEALTH CARE☐	2	333	5	1%	340
ONESTOP MEDICAL AND URGENT CARE LLC		296	44	13%	340
CRONOS CLINICAL LABORATORY	22	227	91	27%	340
ATLANTIC SHORES NURSING AND REHAB CENTER	1	330	9	3%	340
SELECT REFERENCE LABORATORIES, LLC	1	326	12	4%	339
FL HUD DESTIN, LLC D/B/A GRAND BOULEVARD HEALTH		298	39	12%	337
MEDICAL CENTER AT OCEAN REEF,THE		321	16	5%	337
BHA CENTRAL COUNTY CLINIC		293	43	13%	336
SPRINGTREE REHAB & HEALTH CARE CENTER		313	22	7%	335
BAY VILLAGE OF SARASOTA INC		330	3	1%	333
TAMARAC REHABILITATION & HEALTH CENTER		330	3	1%	333
TUSKAWILLA NURSING AND REHAB CENTER	2	324	7	2%	333
NORTH PINELLAS STATMED QUICK QUALITY CLINICS		236	97	29%	333
HCSO OCCUPATIONAL HEALTH AND WELLNESS CENTER		259	72	22%	331
Life Care Center at Wells Crossing		309	21	6%	330
KISSIMMEE FACILITY OPERATIONS LLC		305	24	7%	329
LAKE EUSTIS HEALTH AND REHABILITATION CENTER		322	7	2%	329
PEDIATRIC HEALTH CARE ALLIANCE, PA		295	33	10%	328
ELMHURST HOSPITAL CENTER	1	299	28	9%	328
ROSEWOOD HEALTH AND REHABILITATION CENTER		306	21	6%	327
HOLISTIX TREATMENT CENTERS		319	8	2%	327
AVENTURA REHAB AND NURSING CENTER		312	15	5%	327
Life Care Center of Punta Gorda	1	312	13	4%	326
AVANTE AT MT DORA		322	4	1%	326
PIONEER CLINICAL LAB, LLC		212	113	35%	325
SILVER CREEK SENIOR LIVING COMMUNITY		320	5	2%	325
MIDWAY SPECIALTY CARE CENTER	3	207	114	35%	324

COVID-19: testing by laboratory

Data through Mar 16, 2021 verified as of Mar 17, 2021 at 09:25 AM

Data in this report are provisional and subject to change.

The numbers in the table below represent the number of Florida and non-Florida residents for whom test results were received by the Department of Health. A person can be tested by more than one laboratory and can have both positive and negative results. **Therefore, the sum of the numbers in each column will be larger than the total number of people tested.**

Reporting lab	Inconclusive	Negative	Positive	Percent positive	Total
SAMANTHA WILSON CARE CENTER	4	309	9	3%	322
SEASIDE HEALTH AND REHABILITATION CENTER		264	58	18%	322
DELTONA HEALTH CARE		298	24	7%	322
WALGREENS 3173		295	26	8%	321
EXCEL PEDIATRICS		269	52	16%	321
HEALTH PARK CARE CENTER		317	4	1%	321
BAPTIST PRIMARY CARE INC	1	295	25	8%	321
LabCorp (Non-Interfaced)	1	124	194	61%	319
BERNHARDT LABORATORIES	1	259	59	18%	319
24/7 PEDIATRIC CARE CENTERS INC		299	20	6%	319
KENNEDY PAIN CLINIC GROUP LLC		287	32	10%	319
PALMS REHABILITATION AND HEALTHCARE CENTER		282	37	12%	319
RIVERS FAMILY MEDICINE PA		237	81	25%	318
BEAR CREEK NURSING CENTER		313	5	2%	318
PruittHealth Santa Rosa		225	92	29%	317
BIOCEPT		294	22	7%	316
The Care Center at Pinellas Park	1	307	8	3%	316
BROOKDALE LAKE TAVARES		310	5	2%	315
Coastal Health and Rehabilitation Center		303	11	4%	314
REHABILITATION CENTER OF LAKE CITY, THE		286	28	9%	314
ARGO SENIOR LIVING AT HAVERHILL		294	20	6%	314
HOLIDAY CVS LLC DBA CVS/PHARMACY #0440		304	10	3%	314
KEY WEST HEALTH AND REHAB	1	305	7	2%	313
GENESIS MEDICAL LABORATORY MIAMI FL.		83	230	73%	313
JACKSON PLAZA NURSING & REHAB CENTER	6	300	7	2%	313
ST LUCIE EMPLOYEE HEALTH & WELLNESS CENTER		307	6	2%	313
Parkview Rehabilitation Center at Winter Park		303	10	3%	313
COMMUNITY HEALTH AND REHABILITATION CENTER		251	62	20%	313
GOOD SAMARITAN SOCIETY-DAYTONA		292	20	6%	312
MEDEXPRESS LUTZ		3	309	99%	312
ELMCROFT PINECREST	1	289	22	7%	312
AVELLINO LAB USA, INC	1	297	12	4%	310
PHYSICIANS REGIONAL WALK-IN		190	120	39%	310
FAMILY CARE PARTNERS OF NE FLORIDA LLC		237	72	23%	309
TAVARES PEDIATRICS		261	47	15%	308
SOUTHWEST ORLANDO FAMILY MEDICINE, PL		257	51	17%	308
EMERALD COAST PEDIATRICS & ADOL		286	20	7%	306
REGENTS PARK OF BOCA RATON□		303	3	1%	306
ST JUDE CHILDREN'S RESEARCH HOSPITAL		290	15	5%	305
LUTHERAN HAVEN		295	9	3%	304
ADVENT HEALTH - TIMBERRIDGE ER		254	50	16%	304
HOLLEY NAVARRE MEDICAL CLINIC		225	78	26%	303
FLORIDA HEALTH CARE PLANS			303	100%	303
ST JAMES HEALTH AND REHABILITATION CENTER		218	85	28%	303
HEATHER HILL HEALTHCARE CENTER		256	46	15%	302
AVANTE AT OCALA INC		272	30	10%	302
JACKSONVILLE KIDS PEDIATRICS, PLLC		269	33	11%	302

COVID-19: testing by laboratory

Data through Mar 16, 2021 verified as of Mar 17, 2021 at 09:25 AM

Data in this report are provisional and subject to change.

The numbers in the table below represent the number of Florida and non-Florida residents for whom test results were received by the Department of Health. A person can be tested by more than one laboratory and can have both positive and negative results. **Therefore, the sum of the numbers in each column will be larger than the total number of people tested.**

Reporting lab	Inconclusive	Negative	Positive	Percent positive	Total
JAMES A HALEY VETERANS HOSPITAL			301	100%	301
ADVENT HEALTH - WESTCHASE ER		259	42	14%	301
ESTERO ISLAND MEDICAL CENTER		237	64	21%	301
PREMIER MEDICAL CENTER LLC		301			301
Solaris Healthcare Lake Bennet		266	34	11%	300
SAINTS 120 LLC	1	265	34	11%	300
BOCA BIOLISTICS REFERENCE LABORATORY	2	185	112	37%	299
URGENT CARE EXPRESS LLC		1	298	100%	299
HOMESTEAD MANOR	2	256	40	13%	298
CLARE BRIDGE ORMOND BEACH	1	297			298
OSPREY LODGE		238	59	20%	297
ST CATHERINE'S WEST REHABILITATION HOSPITAL		284	13	4%	297
BUENA VISTA URGENT CARE		264	33	11%	297
ENCOMPASS HEALTH REHABILITATION HOSPITAL OF SUNRISE	8	283	6	2%	297
BROOKDALE DESTIN		284	12	4%	296
BAY COUNTY SHERIFFS OFFICE JAIL FACILITY		249	45	15%	294
Life Care Center at Inverrary		286	8	3%	294
Life Care Center of Sarasota		281	13	4%	294
CROSS POINTE CARE CENTER	2	286	6	2%	294
ROSEN MEDICAL CENTER		253	41	14%	294
SIGNATURE HEALTHCARE AT THE COURTYARD		246	47	16%	293
NORTHWEST MEDICAL CENTER CLINICAL LABORATORY		175	118	40%	293
LASER & SURGERY CENTER OF THE PALM BEACHES		292	1	0%	293
LONGWOOD FAMILY PRACTICE		224	69	24%	293
MANORCARE AT LELY PALMS		287	5	2%	292
LAKELAND REGIONAL HEALTH SYSTEMS INC		26	266	91%	292
FRICKS PHARMACY		230	61	21%	291
BIOIQ		243	48	16%	291
Solaris Healthcare Coconut Creek		285	6	2%	291
MY HEALTHY BLUEPRINT BY BAPTIST HEALTH CARE		240	51	18%	291
ADVANCED AMBULATORY SURGERY CENTER		277	13	4%	290
MANOR CARE OF NAPLES FL LLC		287	3	1%	290
TALLAHASSEE NHHI LLC	1	262	27	9%	290
CONSULATE HEALTH CARE OF SAFETY HARBOR		283	6	2%	289
AUBURN UNIVERSITY MEDICAL CLINIC		227	62	21%	289
PALM GARDEN OF GAINESVILLE	2	285	2	1%	289
AMERICAN HEALTH ASSOCIATES INC	1	270	17	6%	288
AVANTE AT LEESBURG INC		287	1	0%	288
The Grove Health and Rehabilitation		264	23	8%	287
RULEME CENTER	2	258	26	9%	286
BRIDGEWATER PARK HEALTH AND REHAB		257	29	10%	286
DEPARTMENT OF HEALTH BUREAU OF FAMILY		280	5	2%	285
ACCURATE DIAGNOSTIC LABS, INC		268	17	6%	285
SILVERCREST HEALTH AND REHABILITATION CENTER	3	273	8	3%	284
AURORA DIAGNOSTICS BERNHARDT LABORATORIES PATHOLOGY SERVICE		190	93	33%	283
PENSACOLA PEDIATRICS, PA		265	17	6%	282
OKEECHOBEE COUNTY HEALTH DEPT	1	195	86	30%	282

COVID-19: testing by laboratory

Data through Mar 16, 2021 verified as of Mar 17, 2021 at 09:25 AM

Data in this report are provisional and subject to change.

The numbers in the table below represent the number of Florida and non-Florida residents for whom test results were received by the Department of Health. A person can be tested by more than one laboratory and can have both positive and negative results. **Therefore, the sum of the numbers in each column will be larger than the total number of people tested.**

Reporting lab	Inconclusive	Negative	Positive	Percent positive	Total
W FRANK WELLS NURSING HOME		253	28	10%	281
UNIVERSITY OF CENTRAL FLORIDA HEALTH SERVICES		280	1	0%	281
DOCTORS MEMORIAL HOSPITAL		155	125	45%	280
LA MER NH LLC		275	5	2%	280
BAYA POINTE NURSING AND REHABILITATION		197	83	30%	280
WESTCHESTER GARDENS LIMITED PARTNERSHIP		272	6	2%	278
TIERRA PINES CENTER		266	12	4%	278
PERSONALIZED GENETIC TESTING	1	182	95	34%	278
WIMAUMA COMMUNITY HEALTH CENTER		225	52	19%	277
HARBOURWOOD	1	272	4	1%	277
PRUITT HEALTH-SANTA ROSA		275	2	1%	277
Heartland Healthcare of Ft. Myers	1	275	1	0%	277
AVON PARK PEDIATRICS INC	3	249	25	9%	277
Crossbreeze care center	1	274	2	1%	277
Rehabilitation Center for Park Place LLC		266	11	4%	277
DAVID SCOTT MADWAR MD PA		250	27	10%	277
VILLAGES REGIONAL HOSPITAL SURGERY CENTER LLC, THE		218	58	21%	276
AZALEA TRACE PHYSICIAN SERVICES		273	3	1%	276
renaissance health and rehabilitation center		257	19	7%	276
Glades West Rehabilitation and Nursing Center		266	8	3%	274
Solaris HealthCare Imperial		265	8	3%	273
HUNT CLUB PEDIATRIC ASSOCIATES, P.A.		232	40	15%	272
NASSAU COUNTY JAIL		228	43	16%	271
FOUNTAIN INN NURSING & REHABILITATION CTR, INC		265	6	2%	271
STERLING HOUSE OF DELAND		270	1	0%	271
FLORIDA KEYS PEDIATRICS & ADOLESCENT CENTER		258	13	5%	271
VILLAGE PLACE NH LLC		246	24	9%	270
Sunset Point Center		266	4	1%	270
HOSPICE OF LAKE & SUMTER INC	1	263	6	2%	270
Premier Place at The Glenview		260	9	3%	269
LODGE HEALTH AND REHABILITATION CENTER, THE		237	32	12%	269
ADVENT HEALTH CARE CENTER	9	246	13	5%	268
BRENTWOOD RETIREMENT COMMUNITY	5	231	31	12%	267
CENTERSTONE OF FLORIDA		249	18	7%	267
DAYTONA BEACH HEALTH AND REHAB CENTER		267			267
CHIPOLA HEALTH AND REHAB		250	17	6%	267
ADVENT HEALTH CENTRA CARE - ORMOND BEACH		113	153	58%	266
West Melbourne Health and Rehabilitation Center		265	1	0%	266
LAKE PARK OF MADISON		257	9	3%	266
SERANADES BY SONATA WEST ORANGE		236	29	11%	265
HAVEN OF OUR LADY OF PEACE INC		256	8	3%	264
Vi at Lakeside Village Skilled Nursing		254	10	4%	264
VETERANS AFFAIRS MEDICAL CENTER - MIAMI		2	262	99%	264
CHURCH OF SCIENTOLOGY FLAG SERVICE ORGANIZATION		259	3	1%	262
PAVILION FOR HEALTHCARE, THE		260	2	1%	262
USA HEALTH UNIVERSITY HOSPITAL CLINICAL LABORATORY	1	251	10	4%	262
CHIPOLA MEDICAL ASSOCIATES, LLC		186	75	29%	261

COVID-19: testing by laboratory

Data through Mar 16, 2021 verified as of Mar 17, 2021 at 09:25 AM

Data in this report are provisional and subject to change.

The numbers in the table below represent the number of Florida and non-Florida residents for whom test results were received by the Department of Health. A person can be tested by more than one laboratory and can have both positive and negative results. **Therefore, the sum of the numbers in each column will be larger than the total number of people tested.**

Reporting lab	Inconclusive	Negative	Positive	Percent positive	Total
PROTEUS MOLECULAR AND CLINICAL LAB	1	149	111	43%	261
PALM BEACH PEDIATRICS PA	2	224	35	13%	261
SARAPATH DIAGNOSTICS		140	121	46%	261
CLIFFORD CHESTER SIMS VA NURSING HOME		251	9	3%	260
WESTWOOD HEALTHCARE SNF		214	46	18%	260
AMERICAN FINNISH NURSING HOME	2	251	7	3%	260
Concordia Village of Tampa AL		254	5	2%	259
RIVERWOOD HEALTH NH LLC		220	39	15%	259
CONSULATE HEALTHCARE OF KISSIMMEE		247	12	5%	259
BROWARD NURSING & REHABILITATION CTR	8	238	13	5%	259
FLORIDA WOMAN CARE LABORATORY LLC		232	26	10%	258
FIRST CHOICE PRIMARY CARE		207	51	20%	258
CHEEK AND SCOTT DRUGS INC		211	46	18%	257
LUIS A GHIGLINO MD PA		247	9	4%	256
Chatsworth at PGA National, LLC		244	12	5%	256
BOULEVARD REHABILITATION CENTER		241	14	5%	255
STATMED QUICK QUALITY CLINIC AT NORTH PINELLAS		66	189	74%	255
Avante at Orlando		250	4	2%	254
MACCLENNY NURSING AND REHAB		235	18	7%	253
MARTIN MEMORIAL MEDICAL CENTER LAB		128	125	49%	253
ABBOTT LABORATORIES		166	87	34%	253
SHELL POINT VILLAGE MEDICAL CENTER		246	7	3%	253
DE LUNA HEALTH AND REHABILITATION CENTER		229	23	9%	252
DAIRY ROAD URGENT CARE	2	131	118	47%	251
ARBOR FACILITY INC		250	1	0%	251
Solaris Senior Living North Naples ALF		241	9	4%	250
FAMILY MEDICAL CARE OF PALM BEACH		190	60	24%	250
ADVENT HEALTH - ORLANDO		190	59	24%	249
BUREAU OF CLINICAL LABORATORIES		208	41	16%	249
CARRINGTON PLACE OF ST PETE LLC		242	6	2%	248
FORT MYERS REHABILITATION AND NURSING CENTER		222	26	10%	248
WHITE WILSON MEDICAL IMMEDIATE CARE NICEVILLE		33	215	87%	248
Surrey Place Healthcare and Rehabilitation		245	2	1%	247
ST MARK VILLAGE	1	241	5	2%	247
MIAMI JEWISH HEALTH SYSTEMS, INC	4	234	9	4%	247
AVECINA MOBILE		121	125	51%	246
Heritage Healthcare at Tallahassee		239	7	3%	246
KR at Hillsborough Lakes/Lutz Healthcare		236	10	4%	246
AMELIA MEDICAL CARE		95	150	61%	245
ADVENTHEALTH EXPRESS CARE AT WESLEY CH		218	27	11%	245
ROSEWOOD HEALTHCARE & REHABILITATION CENTER		239	6	2%	245
BOND CLINIC, PA		180	64	26%	244
NORTH FLORIDA PEDIATRICS - MARIANNA		205	39	16%	244
MALABAR/ADVENT CENTRA CARE		48	196	80%	244
HEARTLAND PEDIATRICS OF LAKE PLACID PA	1	212	30	12%	243
CYPRESS COVE		237	6	2%	243
FLORIDA CLINICAL LABORATORY-BIOREFERENCE LABORATORIES		92	151	62%	243

COVID-19: testing by laboratory

Data through Mar 16, 2021 verified as of Mar 17, 2021 at 09:25 AM

Data in this report are provisional and subject to change.

The numbers in the table below represent the number of Florida and non-Florida residents for whom test results were received by the Department of Health. A person can be tested by more than one laboratory and can have both positive and negative results. **Therefore, the sum of the numbers in each column will be larger than the total number of people tested.**

Reporting lab	Inconclusive	Negative	Positive	Percent positive	Total
APLS SERVICES LLC D/B/A CLEAR DIAGNOSTICS	12	229	2	1%	243
LAKESIDE NEUROLOGIC		233	10	4%	243
BAYVIEW CENTER		237	5	2%	242
AZALEA TRACE		229	13	5%	242
ARCHER HEALTH VENTURES, LLC		217	25	10%	242
Avante at Inverness		238	3	1%	241
WALGREENS 10670		211	30	12%	241
GOOD SAMARITAN CARES		236	5	2%	241
PONTE VEDRA GARDENS		239	1	0%	240
CLARE BRIDGE OF SARASOTA		238	2	1%	240
FLORIDA ATLANTIC UNIVERSITY STUDENT HEALTH		201	39	16%	240
EDGEWATER AT WATERMAN VILLAGE,THE		224	15	6%	239
PALM GARDEN OF AVENTURA		236	3	1%	239
AMERICAN HOUSE SENIOR LIVING		189	50	21%	239
UCC - WELLINGTON		3	236	99%	239
ORANGE COUNTY HEALTH DEPT		228	11	5%	239
TERRACES OF LAKE WORTH CARE CENTER□		226	12	5%	238
HOMESTEAD VILLAGE		227	11	5%	238
Cross Gardens Care Center		237	1	0%	238
PEDIATRICS IN BREVARD PA		188	49	21%	237
WASHINGTON REHAB AND NURSING		227	10	4%	237
WATERMARK LAKE POINTE WOODS LLC		219	18	8%	237
FELLOWSHIP HOME AT THE FAIRWAY LLC		229	7	3%	236
Consulate Health Care of St. Petersburg		229	7	3%	236
BAY TREE CARE AND REHABILITATION CENTER		197	38	16%	235
REGENTS PARK AT AVENTURA		221	14	6%	235
OAK HAMMOCK AT THE UNIVERSITY OF FLORIDA		229	6	3%	235
TGH		1	234	100%	235
Chatham Glen Healthcare and Rehabilitation Center		226	8	3%	234
ARCPOINT LABS OF ST PETERSBURG		152	82	35%	234
ST AUGUSTINE HEALTH & REHAB CENTER		233	1	0%	234
JACKSONVILLE UNIVERSITY	1	219	13	6%	233
RENAISSANCE AT THE TERRACES		232	1	0%	233
CONEY ISLAND HOSPITAL		226	7	3%	233
ATLANTIC URGENT CARE		155	77	33%	232
MANDARIN PEDIATRICS		210	22	9%	232
Avante at St Cloud, Inc.		227	4	2%	231
PALM BEACH COUNTY FIREFIGHTERS HEALTH CLINIC, LLC		189	41	18%	230
ARDEN COURTS OF TAMPA□	2	223	5	2%	230
ManorCare Health Services-Palm Harbor	1	229			230
LORI MCAULIFFE MD PA		204	26	11%	230
LYNN HAVEN SPORTS COMPLEX-WALKON CLINIC		21	209	91%	230
CITY OF PORT SAINT LUCIE		213	16	7%	229
Lake Port Square Health Center		212	16	7%	228
220 GOLDEN, LLC	1	209	16	7%	226
PARKS HEALTHCARE & REHABILITATION CTR	4	211	11	5%	226
Lakewood Nursing Center		197	29	13%	226

COVID-19: testing by laboratory

Data through Mar 16, 2021 verified as of Mar 17, 2021 at 09:25 AM

Data in this report are provisional and subject to change.

The numbers in the table below represent the number of Florida and non-Florida residents for whom test results were received by the Department of Health. A person can be tested by more than one laboratory and can have both positive and negative results. **Therefore, the sum of the numbers in each column will be larger than the total number of people tested.**

Reporting lab	Inconclusive	Negative	Positive	Percent positive	Total
SAMIR EBEID MD		202	23	10%	225
CCS - JOSEPH V CONTE		223	2	1%	225
SEAVIEW NURSING AND REHABILITATION CENTER		215	9	4%	224
THE RESIDENCE AT TIMBER PINES	4	194	25	11%	223
WIREGRASS DIRECT PRIMARY CARE PLLC		190	33	15%	223
LEHIGH VALLEY GENOMICS			223	100%	223
MIAMI CEREBRAL PALSY RESIDENTIAL		222	1	0%	223
NORTH FLORIDA PEDIATRICS PA - DUVAL		193	29	13%	222
PINNACLES PEDS CARE PA		222			222
DISCOVERY VILLAGE AT MELBOURNE		195	27	12%	222
Signature healthcare of Jacksonville		215	5	2%	220
RITECARE MEDICAL CENTER		148	71	32%	219
ANGELS DIAGNOSTIC GROUP		174	45	21%	219
Boynton Beach Rehabilitation Center	2	213	4	2%	219
WOOD LAKE HEALTH AND REHABILITATION CENTER		219			219
HOLISTIC PEDIATRICS GROUP LLC		197	21	10%	218
LAKE PORT SQUARE		200	17	8%	217
THE MANOR AT CARPENTERS		185	32	15%	217
CORAL REEF NURSING & REHABILITATION CENTER		212	5	2%	217
SURREY PLACE CARE CENTER		211	6	3%	217
ASCENSION MEDICAL GROUP		5	212	98%	217
ST. CLOUD REGIONAL MEDICAL CENTER		199	18	8%	217
ST ANTHONYS REHABILITATION HOSPITAL	9	205	2	1%	216
BROOKDALE ATRIM WAY		210	6	3%	216
FORT PIERCE HEALTH CARE		209	7	3%	216
EDGEWOOD NURSING CENTER		209	7	3%	216
METROPOLITAN HOSPITAL CENTER		209	6	3%	215
GATEWAY/ADVENT CENTRA CARE	1	24	190	88%	215
VETERANS AFFAIRS ORLANDO VA MEDICAL CENTER			215	100%	215
BLOCK, NATION, CHASE, AND SMOLEN FAMILY MEDICINE		157	57	27%	214
NSPIRE HEALTHCARE LAUDERHILL		208	6	3%	214
KEY LARGO - LARGO CARGO		193	21	10%	214
CORAL GABLES NURSING & REHABILITATION CENTER		204	10	5%	214
Orchid Cove at Sarasota		213	1	0%	214
Consulate Healthcare of West Palm Beach		197	16	8%	213
DOCTORS MEMORIAL FAMILY MEDICINE	2	147	64	30%	213
MADISON FACILITY INC		212	1	0%	213
LAKEVIEW INTERNAL MEDICINE		156	57	27%	213
COLONY CLUB ALF,THE	1	199	13	6%	213
LCS SANDHILL COVE LLC DBA	6	198	9	4%	213
POCONO MEDICAL CENTER		212			212
PCB CLINIC		167	45	21%	212
POMPANO REHABILITATION AND NURSING CTR		212			212
PADDOCK RIDGE		209	3	1%	212
CONSULATE HEALTH CARE OF WINTER HAVEN		209	3	1%	212
San Jose Health & Rehabilitation		206	6	3%	212
SUNRISE DIAGNOSTIC LABORATORY		158	53	25%	211

COVID-19: testing by laboratory

Data through Mar 16, 2021 verified as of Mar 17, 2021 at 09:25 AM

Data in this report are provisional and subject to change.

The numbers in the table below represent the number of Florida and non-Florida residents for whom test results were received by the Department of Health. A person can be tested by more than one laboratory and can have both positive and negative results. **Therefore, the sum of the numbers in each column will be larger than the total number of people tested.**

Reporting lab	Inconclusive	Negative	Positive	Percent positive	Total
SUPERIOR RESIDENCES OF PANAMA CITY BEACH		205	6	3%	211
LIFE CARE CENTER OF PORT ST. LUCIE		200	11	5%	211
FLAGLER COUNTY DETENTION CENTER		199	12	6%	211
MACTOWN, INC		209	2	1%	211
MORSELIFE MEMORY CARE RESIDENCE		202	9	4%	211
ADVENT HEALTH - LAKE NONA		182	29	14%	211
BORLAND GROOVER CLINIC	1	172	37	18%	210
GOOD SAMARITAN SOCIETY OF DELAND		199	11	5%	210
HEALTH FIRST - HOLMES REGIONAL MEDICAL CENTER		32	178	85%	210
Royal Oaks Nursing and Rehab		209	1	0%	210
BODYK		206	4	2%	210
Whispering Oaks	11	175	23	11%	209
Nspire Health Care Kendall		199	10	5%	209
The Palace Nursing and Rehabilitation Center		209			209
GUEST HOUSE OCALA, THE		203	6	3%	209
Taylor Care Center		204	5	2%	209
Bayside Health and Rehabilitation		177	31	15%	208
CHILDREN MED CARE INC		175	33	16%	208
EVENT MED SERVICES LABORATORY		202	5	2%	207
FULGENT GENETICS	2	165	40	19%	207
VI AT BENTLEY VILLAGE HOME CARE		206	1	0%	207
PALMS MEDICAL GROUP HIGH SPRINGS		174	33	16%	207
ST PETERSBURG PEDIATRICS-EAST BAY	1	171	34	17%	206
Flagler Health and Rehabilitation		202	3	1%	205
SOLARIS SENIOR LIVING VERO BEACH		197	8	4%	205
Cross Terrace REhabitation		202	2	1%	204
Sunnyside Nursing Home		200	3	1%	203
WHITE WILSON MEDICAL CENTER IMMEDIATE CARE		95	108	53%	203
BROOKDALE OF SPRING HILL	9	192	2	1%	203
GLENRIDGE ON PALMER RANCH,THE		195	8	4%	203
HOSPICE OF ST FRANCIS INC□		196	7	3%	203
ST VINCENT'S AMBULATORY CARE INC DBA	2	171	29	14%	202
PATHGROUP LABS LLC		97	105	52%	202
POLK COUNTY HEALTH DEPARTMENT		178	24	12%	202
ADVENT HEALTH CENTRA CARE - APOPKA NORTH		172	30	15%	202
INN AT ASTON GARDENS, THE		195	7	3%	202
ADVENT HEALTH CENTRA CARE - DAYTONA BEACH		94	108	53%	202
ELLENTON PEDIATRICS PA		187	14	7%	201
VAMC WEST PALM LAB		5	196	98%	201
CONSULATE HEALTH CARE OF MELBOURNE		196	5	2%	201
STERLING HOUSE OF WINTER HAVEN		198	3	1%	201
Governors Creek Health and Rehabilitation	1	198	2	1%	201
HERITAGE HEALTHCARE AND REHABILITATION CENTER		195	5	3%	200
MATHISON RETIREMENT COMMUNITY, INC	1	191	8	4%	200
MARTIN ACQUISITION 1 LLC DBA		187	13	7%	200
OAKBROOK HEALTH AND REHABILITATION CENTER	1	184	14	7%	199
CCS - PAUL REIN DETENTION FACILITY		133	66	33%	199

COVID-19: testing by laboratory

Data through Mar 16, 2021 verified as of Mar 17, 2021 at 09:25 AM

Data in this report are provisional and subject to change.

The numbers in the table below represent the number of Florida and non-Florida residents for whom test results were received by the Department of Health. A person can be tested by more than one laboratory and can have both positive and negative results. **Therefore, the sum of the numbers in each column will be larger than the total number of people tested.**

Reporting lab	Inconclusive	Negative	Positive	Percent positive	Total
PARTICLE THEORY LABS		180	19	10%	199
ADVENT HEALTH - CARROLLWOOD	4	169	26	13%	199
SOUTHLAND SUITES OF ORMOND BEACH	4	195			199
LAKE VIEW CARE CENTER AT DELRAY		193	6	3%	199
DEPARTMENT OF HEALTH & HUMAN SERVICES		198			198
SPRINGS AT LAKE POINTE WOODS		196	2	1%	198
LAUREL POINT CARE ACQUISITION LLC DBA SANDGATE GARDENS REHAB AND NURSI		171	27	14%	198
BRADEN RIVER REHABILITATION CENTER LLC		196	1	1%	197
BAY VUE NURSING AND REHABILITATION CENTER		187	10	5%	197
LAKESIDE HEALTH CENTER		197			197
JUPITER MEDICAL CENTER URGENT CENTER		158	39	20%	197
SANDY PINES	2	175	19	10%	196
ABBIEJEAN RUSSELL CARE CENTER		195	1	1%	196
PALM HARBOR FAMILY PRACTICE & WALK-IN		149	47	24%	196
FLORIDA HEALTH CARE PLAN INC		2	194	99%	196
NO FLORIDA PEDIATRICS, PA		169	27	14%	196
TARPON POINT NURSING AND REHABILITATION CENTER		192	3	2%	195
CORNERSTONE MEDICAL CARE OF BRANDON PL		99	96	49%	195
Heritage Park Rehabilitation & Healthcare		177	18	9%	195
MIRACLE HILL NURSING & REHABILITATION CENTER INC		189	6	3%	195
ARDEN COURTS OF SEMINOLE		154	41	21%	195
PATHWAY PHARMACY		161	34	17%	195
THE VILLAGES REGIONAL HOSPITAL FREESTANDING		174	21	11%	195
BOCA RATON REHABILITATION CENTER	4	187	3	2%	194
IMA MEDICAL GROUP		128	66	34%	194
The Waterford		191	3	2%	194
ALLIANCE PEDIATRICS PA		189	5	3%	194
DOS OF NORTH SHORES NURSING & REHAB CENTER		193			193
SARNO EXTENDED HOURS		124	69	36%	193
MARION AND BERNARD L SAMSON NURSING CENTER		189	4	2%	193
AMA MEDICAL GROUP LLC		160	32	17%	192
CYPRESS POINT LIVING, LLC		177	15	8%	192
GRACE PEDIATRICS		161	31	16%	192
HEALTH LINK DIAGNOSTIC LABORATORIES		182	9	5%	191
TUSCAN GARDENS OF PALM COAST		186	5	3%	191
DISCOVERY VILLAGE AT NAPLES		173	17	9%	190
FINLAY CLINICAL LABORATORY INC		38	152	80%	190
NEO GENOMICS - FORT MYERS	1	183	6	3%	190
ADVANCED MEDICAL GROUP		1	189	99%	190
AFTER HOURS PEDIATRICS INC	1	1	187	99%	189
SUNCOAST URGENT CARE		140	49	26%	189
MEDICAL CONSULTANTS OF FLORIDA LLC	1	155	33	17%	189
RIVERWOOD CENTER,THE		179	10	5%	189
FIRST CHOICE PEDIATRICS SEMORAN		97	91	48%	188
WOMEN'S CARE FLORIDA LABORATORY		183	5	3%	188
OCEAN REEF MEDICAL CENTER		150	38	20%	188
PATRIOT MEDICAL LABORATORIES		179	8	4%	187

COVID-19: testing by laboratory

Data through Mar 16, 2021 verified as of Mar 17, 2021 at 09:25 AM

Data in this report are provisional and subject to change.

The numbers in the table below represent the number of Florida and non-Florida residents for whom test results were received by the Department of Health. A person can be tested by more than one laboratory and can have both positive and negative results. **Therefore, the sum of the numbers in each column will be larger than the total number of people tested.**

Reporting lab	Inconclusive	Negative	Positive	Percent positive	Total
FARAH MEDICAL		175	12	6%	187
PLANTATION NURSING & REHAB CENTER		187			187
ANTHEM LAKES LLC		151	35	19%	186
LEESBURG PEDIATRICS		161	25	13%	186
UNIVERSITY OF MIAMI		59	127	68%	186
CSL PLASMA		31	155	83%	186
JUPITER MEDICAL CENTER URGENT CARE - STUART		137	49	26%	186
NIGHT LITE PEDIATRICS WINTER GARDEN		144	41	22%	185
ALLSOUTH URGENT CARE		19	166	90%	185
ADVENT		172	13	7%	185
VIERA MANOR ASSISTED LIVING RESIDENCE		178	7	4%	185
NEW YORK CITY DEPARTMENT OF HEALTH & MENTAL		152	33	18%	185
BEACON AT GULF BREEZE, THE	2	173	10	5%	185
CARENOW LAKE MARY		45	140	76%	185
LAB CORP	1	106	78	42%	185
HOSPITAL FOR SPECIAL SURGERY		181	3	2%	184
GEORGIA DEPARTMENT OF PUBLIC HEALTH	1	5	178	97%	184
WALGREENS 4915	1	164	19	10%	184
ST. JAMES BAY HEALTH AND REHABILITATION CENTER		183	1	1%	184
BAPTIST HEALTH PRIMARY CARE	1	134	49	27%	184
PBC FIREFIGHTER BENEFIT FUND WELLNESS CENTER		147	36	20%	183
LIFE CARE CENTER OF ALTAMONTE SPRINGS		157	26	14%	183
ADVENT HEALTH CENTRA CARE - WESLEY CHAPEL		13	170	93%	183
BROOKDALE ORANGE PARK		181	1	1%	182
CANTERFIELD OF CLAY COUNTY		144	38	21%	182
BARKLEY PLACE	1	177	4	2%	182
YOUR FAMILY WALK-IN CLINIC		13	169	93%	182
MIDWAY PRIMARY CARE, LLC	11	103	68	37%	182
KENILWORTH CARE & REHABILITATION CENTER		172	10	5%	182
Emory L Bennett State Veterans Nursing Home		178	3	2%	181
NADAL PEDIATRICS - VICTORIA STREET (3385)		153	28	15%	181
JACKSONVILLE NURSING AND REHAB CENTER		173	8	4%	181
EDWARD J HEALEY REHAB & NURSING CENTER		181			181
GLADES HEALTH CARE CENTER		177	3	2%	180
STERLING HOUSE OF PUNTA GORDA		178	1	1%	179
ZON BEACHSIDE LLC		142	37	21%	179
GULF COAST MEDICAL CENTER		175	4	2%	179
MIAMI VA HEALTHCARE SYSTEM			179	100%	179
ARDEN COURTS OF LARGO FL, LLC		156	22	12%	178
HAWKINS FAMILY MEDICINE LLC	1	127	50	28%	178
LABCORP BURLINGTON		141	37	21%	178
PRIMECARE OF DOTHAN		124	54	30%	178
The Ponce Therapy Care Center		174	4	2%	178
ALL SEASONS NAPLES LLC		172	5	3%	177
ADVENT HEALTH CENTRA CARE - CARROLLWOOD		5	172	97%	177
PHYSICIANS REGIONAL MEDICAL CENTER - PINE RIDGE		20	156	89%	176
FLORIDA STATE HOSPITAL CLINICAL LABORATORY		175	1	1%	176

COVID-19: testing by laboratory

Data through Mar 16, 2021 verified as of Mar 17, 2021 at 09:25 AM

Data in this report are provisional and subject to change.

The numbers in the table below represent the number of Florida and non-Florida residents for whom test results were received by the Department of Health. A person can be tested by more than one laboratory and can have both positive and negative results. **Therefore, the sum of the numbers in each column will be larger than the total number of people tested.**

Reporting lab	Inconclusive	Negative	Positive	Percent positive	Total
SOUTH BALDWIN REGIONAL MEDICAL CENTER		164	12	7%	176
KINDRED HOSPITAL THE PALM BEACHES		171	5	3%	176
ORLANDO HEALTH EMERGENCY DEPARTMENT		163	12	7%	175
The Inn at Sarasota Bay Club		172	2	1%	174
ASTON GARDENS AT PELICAN MARSH		169	5	3%	174
CRYSTAL RIVER HEALTH & REHAB		174			174
US MEDICAL CARE, INC		155	19	11%	174
QUICK CARE MED LLC	1	121	52	30%	174
GENE BY GENE		61	113	65%	174
CANTERFIELD OF OCALA, LLC		163	11	6%	174
BENDERSON FAMILY SKILLED NURSING AND □		156	17	10%	173
WORKPLACE SCREENING INTELLIGENCE			173	100%	173
JACKSONVILLE VA UNIVERSITY OPC	4	163	6	3%	173
JUNO DERMATOLOGY LLC		158	15	9%	173
HIGHLANDS URGENT CARE			172	100%	172
ROSECASTLE OF CITRUS		142	30	17%	172
MILLENNIUM PHYSICIAN GROUP LLC		149	23	13%	172
CARE CENTERS OF NASSAU		169	3	2%	172
CENTRAL FLORIDA HEALTHCARE GROUP LLC		151	21	12%	172
EXOSOME DIAGNOSTICS	1	153	18	10%	172
FORT WALTON REHABILITATION CENTER		133	38	22%	171
SUMMERFIELD EMERGENCY ROOM		128	43	25%	171
BROOKDALE FORT MYERS THE COLONY		167	4	2%	171
MEDICATION ROOMS-CSU/CI NURSE STATION	1	158	11	6%	170
ROSECASTLE OF ZEPHRHILLS		167	3	2%	170
BRIGHTON EGGERT PHARMACY INC		163	7	4%	170
NORTH FLORIDA INTERNAL MEDICINE PA		136	34	20%	170
BAY EDUCATORS WELLNESS CENTER		112	57	34%	169
PEDIATRICS OF GREATER ORLANDO		145	24	14%	169
BHA TITUSVILLE CLINIC		157	12	7%	169
HIGHLANDS LAKE CENTER		165	4	2%	169
CONCORD LIFE SCIENCES LLC	2	150	17	10%	169
DOLPHIN POINTE HEALTH CARE LLC		149	20	12%	169
Life Care Center of Orlando		164	5	3%	169
ANCHOR CARE AND REHABILITATION CENTER		167	1	1%	168
PEDIATRIC SPECIALISTS MEDICAL GROUP □	1	155	12	7%	168
TUSCAN GARDENS OF VENETIA MANAGEMENT COMPANY		155	13	8%	168
PANAMA CITY DEVELOPMENTAL CENTER □		168			168
ALTAMONTE MD		7	160	96%	167
SUNY UPSTATE MEDICAL UNIVERSITY		153	14	8%	167
URGENT CARE OF THE PALM BEACHES, NORTH PALM BEACH			167	100%	167
ADVENT HEALTH CENTRA CARE - TEMPLE TERRACE	1	103	63	38%	167
MEADOWCREST FAMILY PHYSICIANS		97	69	42%	166
STAR CARE		144	21	13%	165
CAYUGA MEDICAL CENTER AT ITHACA		160	5	3%	165
CITRUS HEALTH AND REHAB		132	33	20%	165
THE ARLINGTON OF NAPLES INC.		162	3	2%	165

COVID-19: testing by laboratory

Data through Mar 16, 2021 verified as of Mar 17, 2021 at 09:25 AM

Data in this report are provisional and subject to change.

The numbers in the table below represent the number of Florida and non-Florida residents for whom test results were received by the Department of Health. A person can be tested by more than one laboratory and can have both positive and negative results. **Therefore, the sum of the numbers in each column will be larger than the total number of people tested.**

Reporting lab	Inconclusive	Negative	Positive	Percent positive	Total
OSPREY VILLAGE AT AMELIA ISLAND LTD		155	10	6%	165
SUWANNEE VALLEY NURSING CENTER		151	14	8%	165
MOBILE INFIRMARY MED CENTER PATH LAB		149	15	9%	164
MID FLORIDA PATHOLOGY LLC MOBILE UNIT #4		113	51	31%	164
PRECISION GENETICS, INC		157	6	4%	163
WILLISTON PEDIATRICS PA	1	139	23	14%	163
A PLUS PEDIATRICS		144	19	12%	163
BRADENTON HEALTH CARE		163			163
COASTAL INTERNAL MEDICINE		125	38	23%	163
WOODBIDGE FACILITY INC		158	5	3%	163
TRI COUNTY NURSING HOME		162	1	1%	163
LAKEVIEW TERRACE RETIREMENT COMMUNITY		146	17	10%	163
ARDEN COURTS OF DELRAY BEACH FL LLC	3	149	10	6%	162
WESLEY HAVEN VILLA	1	127	34	21%	162
SOMERBY LAKE NONA		154	7	4%	161
HUNT CLUB PEDIATRIC ASSOCIATES PA		101	60	37%	161
GREENBRIAR REHABILITATION AND NURSING CENTER	1	159			160
ARCADIA HEALTH AND REHABILITATION CENTER		100	60	38%	160
KEYSTONE REHAB		160			160
NAIA		159	1	1%	160
HEALTHPOINT MED GRP OF THE EMERALD COAST LLC		130	30	19%	160
BROOKDALE PENSACOLA		158	1	1%	159
WUESTHOFF REF LABORATORY			158	100%	158
WEST COAST FAMILY MEDICAL CARE		124	34	22%	158
ARDEN COURTS OF FORT MYERS		154	4	3%	158
FLORIDA DEPARTMENT OF HEALTH IN TAYLOR COUNTY	1	114	43	27%	158
DOCTORS MEMORIAL FAMILY PRACTICE	2	119	36	23%	157
GEORGE SAFRAN MD PC		144	13	8%	157
Avante at Melbourne		156	1	1%	157
VIPEDIATRICS PLLC		143	14	9%	157
TIMBERRIDGE NURSING HOME & REHAB		123	33	21%	156
SIGNATURE HEALTHCARE OF ORANGE PARK		153	3	2%	156
REGENCY PARK		138	18	12%	156
NORTH PORT REHABILITATION AND NURSING CENTER		155	1	1%	156
Englewood Healthcare and Rehab		141	15	10%	156
LAKE REGIONAL URGENT CARE		11	144	93%	155
PENSACOLA PEDIATRICS - PACE		146	9	6%	155
COCOA BEACH/ADVENT CENTRA		41	114	74%	155
VITAS HEALTHCARE CORPORATION OF FL		139	15	10%	154
FAWCETT MEMORIAL HOSPITAL-LAB		39	115	75%	154
PALMETTTO FACILITY INC	1	153			154
PRUITT HEALTH		152	2	1%	154
DIAMOND RIDGE		147	7	5%	154
HIALEAH SHORES NURSING AND REHAB CENTER		146	8	5%	154
POINTE, THE		126	28	18%	154
BARTRAM CROSSING		154			154
AMERICAN FAMILY MEDICAL LLC		114	39	25%	153

COVID-19: testing by laboratory

Data through Mar 16, 2021 verified as of Mar 17, 2021 at 09:25 AM

Data in this report are provisional and subject to change.

The numbers in the table below represent the number of Florida and non-Florida residents for whom test results were received by the Department of Health. A person can be tested by more than one laboratory and can have both positive and negative results. **Therefore, the sum of the numbers in each column will be larger than the total number of people tested.**

Reporting lab	Inconclusive	Negative	Positive	Percent positive	Total
Kindred Hospital South Florida Hollywood SNU		146	7	5%	153
KRYSTAL BAY NURSING AND REHABILITATION		148	5	3%	153
NORTH BEACH REHABILITATION CENTER		151	2	1%	153
VILLAGE PEDIATRICS LLC		126	26	17%	152
VILLA MARIA WEST SKILLED NURSING FACILITY		145	7	5%	152
PROVIDENCE HOSPITAL LABORATORY		144	8	5%	152
BENTON HOUSE AT OAKLEAF		122	30	20%	152
CHARTER SENIOR LIVING OF PANAMA CITY BEACH		130	21	14%	151
E-LAB OF FLORIDA		136	15	10%	151
ST JOSEPH'S HOSPITAL LABORATORY			151	100%	151
FHMG-FLORIDA HOSPITAL MEDICAL GROUP		127	24	16%	151
SUNNY HILLS ALF OF SEBRING INC		140	11	7%	151
BONITA PHARMACY		137	13	9%	150
Madison Health and Rehabilitation Center		114	36	24%	150
LABORATORY OF FLORIDA		97	53	35%	150
RIVERSIDE RECOVERY OF TAMPA		149	1	1%	150
Sunrise Health and Rehabilitation Center		146	4	3%	150
VIERA DEL MAR HEALTH AND REHABILITATION CENTER		146	4	3%	150
PHYSICIAN PARTNERS PERRY		87	63	42%	150
The Crossroads		149	1	1%	150
F&T MEDICAL RESEARCH, INC		149			149
FINNISH AMERICAN REST HOME-ALF		147	2	1%	149
REFUAH HEALTH CENTER LABORATORY		142	7	5%	149
GOLD CHOICE SENIOR COMMUNITIES		109	40	27%	149
NAPHCARE, INC AT MANATEE COUNTY JAIL		124	25	17%	149
Avante at Lake Worth, Inc.		149			149
LIFE BRITE		133	16	11%	149
PRECISION HEALTH RESOURCES, LLC	1	133	15	10%	149
WRIGHTS HEALTH CARE AND REHABILITATION CENTER		118	30	20%	148
GRAVITY DIAGNOSTICS		55	93	63%	148
CAREATC CITY OF TAMPA		122	26	18%	148
ALL FLORIDA FAMILY AND SPORTS MEDICINE		128	20	14%	148
MILLENNIUM LAB SERVICES			148	100%	148
SEAGRASS VILLAGE FLEMING ISLAND		110	37	25%	147
SONATA COCONUT CREEK	2	122	23	16%	147
NO FLORIDA PEDIATRICS, PA - BRADFORD		120	27	18%	147
QUEENS HOSPITAL CENTER	1	135	10	7%	146
Quail Run Health Care Center		146			146
CORE BIO LABS		76	70	48%	146
CLEARWATER STATMED QUICK QUALITY CLINICS		42	104	71%	146
MCW MENTAL HEALTH LLC		142	4	3%	146
NAVARRE GARDENS LLC		121	25	17%	146
PALM BEACH COUNTY HEALTH DEPT LAB	4	136	6	4%	146
REGENCY CARE OF BLOUNTSTOWN LLC		135	10	7%	145
FAMILY EXTENDED CARE OF CENTRAL TAMPA		127	18	12%	145
ADVENT HEALTH - PALM HARBOR ER		112	33	23%	145
DESOTO PALMS ALF		140	5	3%	145

COVID-19: testing by laboratory

Data through Mar 16, 2021 verified as of Mar 17, 2021 at 09:25 AM

Data in this report are provisional and subject to change.

The numbers in the table below represent the number of Florida and non-Florida residents for whom test results were received by the Department of Health. A person can be tested by more than one laboratory and can have both positive and negative results. **Therefore, the sum of the numbers in each column will be larger than the total number of people tested.**

Reporting lab	Inconclusive	Negative	Positive	Percent positive	Total
BROOKDALE CAPE CORAL		145			145
CRANE CENTER		114	31	21%	145
MACKOUL PEDIATRICS FORT MYERS		127	17	12%	144
WALGREENS 6221		127	17	12%	144
SACRED HEART HEALTH SYSTEM INC		114	30	21%	144
NCRNC INC		140	4	3%	144
SENIOR LIVING VII TAMPA LLC	1	134	9	6%	144
ADVENTHEALTH HOSPICE CARE CENTRAL FLORIDA		140	4	3%	144
ADVENTHEALTH CENTRA CARE PONCIANA	1	81	62	43%	144
RDV SPORTSPLEX PEDIATRICS		117	27	19%	144
JEFFERY WEINZWEIG		2	141	99%	143
JACKSON COUNTY HEALTH DEPARTMENT		99	44	31%	143
ALLCARE MEDICAL CENTERS PC		118	24	17%	142
NEMOURS CHILDREN'S URGENT CARE		80	62	44%	142
SUNLIFE PHARMACY		130	12	8%	142
Oakhurst Center		135	7	5%	142
OAKS OF KISSIMMEE HEALTH AND REHABILITATION CENTER		138	3	2%	141
UNITED CLINICAL LABORATORIES		132	9	6%	141
EAST NEW YORK DIAGNOSTIC AND TREATMENT		134	7	5%	141
Hampton Court Nursing and Rehabilitation Center		139	2	1%	141
NOVARI CARE LLC		97	44	31%	141
CROSSWINDS HEALTH AND REHABILITATION CENTER	1	138	2	1%	141
PORT ST LUCIE REHABILITATION AND HEALTHCARE		98	43	30%	141
TUSCAN ISLE CHAMPIONSGATE OP CO LLC		138	2	1%	140
WEDGEWOOD HEALTHCARE CENTER		92	48	34%	140
PROFESSIONAL URGENT CARE SERVICES		107	33	24%	140
BAPTIST HEALTH URGENT CARE AT PLANTATION		111	29	21%	140
DAYSPRING VILLAGE		117	22	16%	139
GRAND OAKS HEALTH & REHABILITATION		138	1	1%	139
Gulf Coast Healthcare (Longwood Health and Rehab		118	21	15%	139
WILTON MANORS HEALTH & REHABILITATION CENTER		130	9	6%	139
ADVENT HEALTH CENTRA CARE - DELAND		28	110	80%	138
LabCorp L#09258090 M#09258105		74	64	46%	138
CHERRY OAK PALM BEACH COUNTY		130	8	6%	138
AMERICAN PATHOLOGY PARTNERS		136	2	1%	138
FLORIDA HEALTH CARE PLANS INC		1	137	99%	138
ADVENT HEALTH CENTRA CARE - CITRUS PARK		9	129	93%	138
PPC-LAB EDI ORCHARD BI		129	8	6%	137
DB MD		122	15	11%	137
CARENOW URGENT CARE - LAKE MARY			137	100%	137
MANOR AT BLUEWATER BAY		131	6	4%	137
SPRING HAVEN RETIREMENT	1	133	3	2%	137
SMILEY MEDICAL GROUP		108	29	21%	137
CLARE BRIDGE OF CAPE CORAL	1	135			136
SONATA DELRAY BEACH		125	11	8%	136
LONGWOOD HEALTH AND REHABILITATION CENTER		124	12	9%	136
QUALITY URGENT CARE AND WELLNESS PL	3	96	37	27%	136

COVID-19: testing by laboratory

Data through Mar 16, 2021 verified as of Mar 17, 2021 at 09:25 AM

Data in this report are provisional and subject to change.

The numbers in the table below represent the number of Florida and non-Florida residents for whom test results were received by the Department of Health. A person can be tested by more than one laboratory and can have both positive and negative results. **Therefore, the sum of the numbers in each column will be larger than the total number of people tested.**

Reporting lab	Inconclusive	Negative	Positive	Percent positive	Total
GULFCOAST PEDIATRICS		128	8	6%	136
MAINSTREAM DIAGNOSTIC LABORATORY LLC		117	19	14%	136
ADVENT HEALTH CENTRA CARE - ORANGE CITY	1	53	82	60%	136
ABSOLUTE HEALTH INTERNAL MEDICINE AND PEDIATRICS		120	16	12%	136
WINDSOR OF LAKEWOOD RANCH,THE		133	2	1%	135
IRL MARKET LAB ALACHUA		104	31	23%	135
MED COMP SCIENCES		1	134	99%	135
PEDIATRIC CARE CENTER		135			135
CITRUS MEMORIAL HOSPITAL			135	100%	135
RITE MEDICAL CARE PC		133	2	1%	135
MV MEDICAL PRACTICE DBA PRIMARY URGENT CARE		128	7	5%	135
ADVANCED MEDICAL CENTER		86	48	36%	134
LIFE CARE CENTER OF JACKSONVILLE□		113	21	16%	134
PRINCIPLE LABORATORY	2	129	3	2%	134
Peninsula Care and Rehab		122	12	9%	134
STEWARD MEDICAL GROUP		34	100	75%	134
DOCTOR'S IN HOUSE LABORATORY		18	116	87%	134
ISLAND HEALTH AND REHABILITATION CENTER		132	1	1%	133
SOUTH CAMPUS FACILITY INC		122	11	8%	133
THE REHABILITATION CENTER OF LAKE CITY		127	5	4%	132
CLINICA HISPANA		1	131	99%	132
Lakeside Nursing and Rehabilitation Center	1	106	25	19%	132
CENTRACARE		17	114	87%	131
HARBORCHASE OF VERO BEACH	1	115	15	11%	131
THE WELLNESS CENTER AT LAKEWOOD RANCH		43	88	67%	131
COLLIER PHARMACY		106	25	19%	131
FAWCETT MEMORIAL HOSPITAL LABORATORY			131	100%	131
INTEGRATED REGIONAL LABORATORIES		119	12	9%	131
FOUNTAINS OF HOPE LLC, THE		130	1	1%	131
PEDIATRIC ASSOCIATES AT ARGYLE PA		125	6	5%	131
JPR URGENT MEDICAL CARE		128	2	2%	130
MOOSEHAVEN LIFE CARE CENTER		130			130
TRI-COUNTY NURSING HOME		117	12	9%	129
BMHSI-AEL MICROBIOLOGY LABORATORY	2	102	25	19%	129
DAYSPRING SENIOR LIVING LLC		127	2	2%	129
AMERICAN HOUSE-BONITA SPRINGS□		128	1	1%	129
The Crossings		127	2	2%	129
ADVENTHEALTH MEDICAL GROUP FAMILY MEDICINE AT		101	28	22%	129
STUART - FAIRGROUNDS		113	16	12%	129
SONNIS PEDIATRICS PA		116	13	10%	129
WILLOW BROOKE COURT AT AZALEA TRACE		127	1	1%	128
MEASE COUNTRYSIDE HOSPITAL		1	127	99%	128
ENCOMPASS HEALTH REHABILITATION OF SEA PINES		127	1	1%	128
QUICK CARE MED PL CR		80	48	38%	128
PROMPT CARE OF CENTRAL FLORIDA			127	100%	127
GESSLER CLINIC PA		98	29	23%	127
SHOAL CREEK REHABILITATION CENTER		85	42	33%	127

COVID-19: testing by laboratory

Data through Mar 16, 2021 verified as of Mar 17, 2021 at 09:25 AM

Data in this report are provisional and subject to change.

The numbers in the table below represent the number of Florida and non-Florida residents for whom test results were received by the Department of Health. A person can be tested by more than one laboratory and can have both positive and negative results. **Therefore, the sum of the numbers in each column will be larger than the total number of people tested.**

Reporting lab	Inconclusive	Negative	Positive	Percent positive	Total
HILLSBOROUGH COUNTY DEVELOPMENTAL CTR	1	117	9	7%	127
WILLOWBROOKE COURT AT ST ANDREWS ESTATES		121	5	4%	126
TGH URGENT CARE – SEMINOLE			126	100%	126
PROVISTA DIAGNOSTICS, INC		123	3	2%	126
THE CLUB AND REHABILITATION CENTER		124	1	1%	125
FIRSTCARE CLINIC		67	58	46%	125
FLETCHER HEALTH AND REHABILITATION CENTER		125			125
CLERMONT URGENT CARE			125	100%	125
IQBAL A FARUQUI MD		93	32	26%	125
MANOR CARE OF PALM HARBOR		123	1	1%	124
KINDRED HOSPITAL MELBOURNE	1	119	4	3%	124
Mt Sinai Aventura			124	100%	124
NORTH FL SOUTH GA HCS-MALCOM RANDALL VAMC			124	100%	124
D PEDIATRICS		109	15	12%	124
RESEARCH CENTERS OF AMERICA, LLC		101	23	19%	124
ARBOR GLEN AT ARBOR TRACE	2	113	9	7%	124
KINDRED HOSPITAL-BAY AREA-ST PETERSBURG LAB	1	117	6	5%	124
DIAGNOSTIC LABORATORY OF OKLAHOMA		99	24	20%	123
JEFFERSON COUNTY HEALTH DEPARTMENT-MONTICELLO		92	31	25%	123
CITRUS MEMORIAL HEALTH SYSTEM LAB		2	121	98%	123
ST PETERSBURG PEDIATRICS-MLK JUNIOR BLVD		114	9	7%	123
ADVENT HEALTH CENTRA CARE - BRANDON		31	92	75%	123
ESCAMBIA COUNTY JAIL DETENTION DIVISION		119	3	2%	122
THREE OAKS PHARMACY INC		109	13	11%	122
EMBRY RIDDLE AERONAUTICAL UNIVERSITY HEALTH SERVICES		1	121	99%	122
HEARTLAND HEALTHCARE AND REHAB CENTER		100	22	18%	122
WINDERMERE MEDICAL CENTER		117	5	4%	122
WALTON PLACE		122			122
COQUINA CENTER		119	3	2%	122
AMERICAN HOUSE COCONUT POINT		103	18	15%	121
MINUTECLINIC DIAGNOSTIC OF RHODE ISLAND, LLC #729		117	4	3%	121
GENEDX		46	75	62%	121
Crystal Health & Rehab Center		115	6	5%	121
AHEC CLINIC		7	114	94%	121
Sandy Ridge Center for Rehabilitation and Healing		100	21	17%	121
URGENT CARE TCMA			121	100%	121
PARKVIEW HEALTH		121			121
SONATA WEST		119	2	2%	121
ATMORE COMMUNITY HOSPITAL LABORATORY		94	27	22%	121
FLORIDA DEPARTMENT OF HEALTH IN LAKE COUNTY	1	78	42	35%	121
KINDRED HOSPITAL - SOUTH FLORIDA		117	3	3%	120
ISLAND URGENT CARE PLLC DBA AFC URGENT CARE		119	1	1%	120
MEYER PEDIATRICS		107	13	11%	120
BROOKDALE JENSEN BEACH		117	3	3%	120
PANAMA PHARMACY	3	99	18	15%	120
ARIZONA DEPARTMENT OF HEALTH SERVICES		5	115	96%	120
KINDRED HOSPITAL SOUTH FLORIDA		118	2	2%	120

COVID-19: testing by laboratory

Data through Mar 16, 2021 verified as of Mar 17, 2021 at 09:25 AM

Data in this report are provisional and subject to change.

The numbers in the table below represent the number of Florida and non-Florida residents for whom test results were received by the Department of Health. A person can be tested by more than one laboratory and can have both positive and negative results. **Therefore, the sum of the numbers in each column will be larger than the total number of people tested.**

Reporting lab	Inconclusive	Negative	Positive	Percent positive	Total
NSPIRE HEALTHCARE TAMARAC		80	39	33%	119
Summit Medical Group		108	11	9%	119
MATHISON RETIREMENT COMMUNITY		114	5	4%	119
FLORIDA ATLANTIC UNIVERSITY		112	7	6%	119
PALMS FACILITY INC		104	15	13%	119
HOSPICE OF THE TREASURE COAST		115	4	3%	119
SEMINOLE TRIBE OF FLORIDA		97	22	18%	119
BOSTON RED SOX CLUB LP		117	2	2%	119
RDX BIOSCIENCE		60	58	49%	118
SH HERON EAST LLC		103	15	13%	118
FLORIDA MEDICAL CLINIC LLC		65	53	45%	118
COASTAL HEALTH AND REHAB		110	8	7%	118
HOBDAIR FAMILY HEALTH LLC		82	36	31%	118
MEMORY CARE OF NAPLES		118			118
PSL NAPLES BH OPERATIONS, LLC		118			118
FIRST CHOICE PEDIATRICS INC		109	9	8%	118
TRADITION MEDICAL CENTER LABORATORY		50	67	57%	117
NEIGHBORHOOD MEDICAL CENTER		112	5	4%	117
VITAS HEALTHCARE CORPORATION OF FLORIDA		113	3	3%	116
PINELLAS COUNTY JAIL			116	100%	116
HIGHLANDS MEDICAL CENTER		113	3	3%	116
GARDENS HEALTH NH LLC		114	2	2%	116
NADAL PEDIATRICS		87	29	25%	116
MINUTECLINIC DIAGNOSTIC		109	7	6%	116
LEE COUNTY SCHOOL DISTRICT	1	108	7	6%	116
MAGNOLIA MEDICAL CLINIC		11	105	91%	116
HAZELDEN FLORIDA	1	112	3	3%	116
BELVEDERE COMMONS OF FORT WALTON BEACH		106	10	9%	116
Lehigh Acres Health and Rehabilitation		105	11	9%	116
BROOKDALE COLONIAL PARK	2	112	1	1%	115
SUNFLOWER SPRINGS ASSISTED LIVING		105	10	9%	115
TIFFANY HALL NURSING AND REHAB CENTER		106	9	8%	115
THE COURTYARD ASSISTED LIVING		111	4	3%	115
WESTWOOD NURSING & REHAB		80	34	30%	114
CABANA AT JENSEN DUNES, THE		110	4	4%	114
ELAN BUENA VISTA		97	17	15%	114
BROWARD HEALTH CORAL SPRINGS EPIDEMIOLOGY DEPT		1	113	99%	114
EPWORTH VILLAGE RETIREMENT COMMUNITY		112	2	2%	114
MONTEFIORE MEDICAL CENTER LABORATORIES - MOSES		104	10	9%	114
BVM THE BRIDGES LLC		114			114
Courtyards of Orlando Care Center		101	12	11%	113
TREASURE COAST MEDICAL ASSOCIATES		4	109	96%	113
ALTERNATIVE LIVING, INC DBA TWIN CITIES PAVILION		109	3	3%	112
WELLNOW URGENT CARE PC		112			112
SOLARIS SENIOR LIVING OF MERRITT ISLAND		108	4	4%	112
ALLIED HEALTH FORT PIERCE		112			112
UNIVERSITY MEDICAL CENTER SUITES		99	13	12%	112

COVID-19: testing by laboratory

Data through Mar 16, 2021 verified as of Mar 17, 2021 at 09:25 AM

Data in this report are provisional and subject to change.

The numbers in the table below represent the number of Florida and non-Florida residents for whom test results were received by the Department of Health. A person can be tested by more than one laboratory and can have both positive and negative results. **Therefore, the sum of the numbers in each column will be larger than the total number of people tested.**

Reporting lab	Inconclusive	Negative	Positive	Percent positive	Total
CLEVELAND CLINIC FOUNDATION		12	100	89%	112
ARBOR TERRACE SAN JOSE LLC	3	106	2	2%	111
ARBOR TERRACE ORTEGA LLC	2	107	2	2%	111
BAYCARE HEALTH SYSTEMS		2	109	98%	111
CVS		25	86	77%	111
MD 365 MEDICAL CARE		110	1	1%	111
PHYSICIANS REGIONAL CLINIC		82	29	26%	111
MG PORT CHARLOTTE II SUBTENANT LLC		99	11	10%	110
LAKE HOUSE ASSISTED LIVING		93	17	15%	110
MINUTECLINIC DIAGNOSTIC OF TEXAS, LLC		100	10	9%	110
SOUTH BALDWIN MEDICAL CENTER GULF SHORES		88	22	20%	110
PINELLAS CARE CENTER		79	31	28%	110
UNIVERSITY HEALTH SYSTEM INC		100	10	9%	110
TGH URGENT CARE - TYRONE		2	108	98%	110
BAPTIST HEALTH SOUTH FLORIDA - WEST BOCA URGENT CARE		82	28	25%	110
L&S SENIOR CARE DBA ARCADIA OAKS	4	105	1	1%	110
FLAGLER COLLEGE HEALTH SERVICES		80	30	27%	110
HOSPICE OF THE EMERALD COAST INC - PANAMA CITY	2	101	7	6%	110
BIODESIX, INC.		82	28	25%	110
PANCARE HEALTH GULF COUNTY		81	28	26%	109
SUMMIT MEDICAL GROUP PA		99	10	9%	109
CARE RESOURCE COMMUNITY HEALTH CENTERS INC		103	6	6%	109
SHC College Park		107	1	1%	108
SEMINOLE SPORTS AND FAMILY MEDICINE		96	12	11%	108
HEARTLAND PHARMACY LAKE PLACID, INC		81	27	25%	108
EVANS HEALTH CARE		106	2	2%	108
LATE HOURS URGENT CARE		59	49	45%	108
MY CLINICAL LAB INC		17	91	84%	108
Riviera Health Resort		108			108
North Lake Care Center		107	1	1%	108
BAY VIEW HEALTHCARE		85	22	21%	107
OPPENHEIMER PLASTIC SURGERY LLC		102	5	5%	107
ALL MY KIDS PEDIATRICS INC		75	32	30%	107
LEE MEMORIAL HEALTH SYSTEM HEALTH FAIR		102	5	5%	107
SURFSIDE URGENT CARE		86	21	20%	107
NAVY HOSPITAL			107	100%	107
PRIME HEALTH OF NORTH PORT LLC		93	14	13%	107
ROHR HOME		104	3	3%	107
Centre Pointe Health and Rehabilitation Center		96	11	10%	107
NORTH FLORIDA EVALUATION AND TREATMENT CENTER	2	99	5	5%	106
ELMCROFT OF BELLA VITA		98	8	8%	106
HEART OF FLORIDA REGIONAL MED CTR		35	71	67%	106
MINUTECLINIC LLC #4987		92	14	13%	106
ISLAND DOCTORS		16	89	85%	105
ST PETERSBURG PEDIATRICS-SEMINOLE		92	13	12%	105
DIATHERIX LABORATORIES		61	44	42%	105
MEDICAL CONSULTANTS OF FLORIDA DBA	1	90	14	13%	105

COVID-19: testing by laboratory

Data through Mar 16, 2021 verified as of Mar 17, 2021 at 09:25 AM

Data in this report are provisional and subject to change.

The numbers in the table below represent the number of Florida and non-Florida residents for whom test results were received by the Department of Health. A person can be tested by more than one laboratory and can have both positive and negative results. **Therefore, the sum of the numbers in each column will be larger than the total number of people tested.**

Reporting lab	Inconclusive	Negative	Positive	Percent positive	Total
A2Z DIAGNOSTICS		104	1	1%	105
PICH KTM CORP DBA MEDTOWN PHARMACY		89	16	15%	105
LABCORP RTP		37	68	65%	105
J FRANK AVEY MD		81	23	22%	104
FHMG LAKE MARY PEDS		90	14	13%	104
PREDICTIVE LABORATORIES, INC	1	90	13	13%	104
EAST RIDGE RETIREMENT VILLAGE INC		104			104
GRANDE, THE	2	98	4	4%	104
VISTA MANOR		92	12	12%	104
AEGIS MEDICAL GROUP		85	19	18%	104
CONCIMED LLC		91	13	13%	104
PEDIATRIC CARE CENTER- JACKSONVILLE BEACH		75	29	28%	104
KINDRED HOSPITAL NORTH FLORIDA	3	94	6	6%	103
REGENCY OAKS HEALTH CENTER		101	2	2%	103
MICRO PATH LABORATORIES INC		99	3	3%	102
SEVEN HILLS HEALTH AND REHABILITATION CENTER		86	16	16%	102
VIERA HOSPITAL			102	100%	102
WESTCHESTER MEDICAL CENTER		99	3	3%	102
CSL PLASMA INC		7	95	93%	102
ESCAMBIA COUNTY JAIL	1	75	26	25%	102
ST MARK ASSISTED LIVING CENTER	1	89	12	12%	102
TUSCAN ISLE OPERATING COMPANY LLC DBA		98	3	3%	101
BROOKDALE VERO BEACH SOUTH AL		101			101
SUNSHINE GARDENS		100	1	1%	101
BARBARA O'REILLY MD PA		98	3	3%	101
WHITE PLAINS HOSPITAL CENTER LAB		97	4	4%	101
EC OPCO CARROLLWOOD LLC		95	6	6%	101
CAREMOUNT MEDICAL - PATHOLOGY		96	4	4%	100
CCS - BROWARD COUNTY JAIL		94	6	6%	100
GLOBAL CENTRAL LABS AT PPD	2	88	10	10%	100
MINUTECLINIC DIAGNOSTIC OF SOUTH CARO		80	20	20%	100
VILLAS OF HOLLY BROOK - BRADENTON 14TH		100			100
RAPID RELIABLE TESTING NY LLC		93	7	7%	100
Consulate Health Care of Port Charlotte		98	2	2%	100
EMERALD COAST CENTER		96	4	4%	100
DOUGLAS T JACOBSON STATE VETERANS HOME		100			100
SANIBEL INTERNAL MEDICINE, LLC		96	3	3%	99
PruittHealth Fleming Island		87	12	12%	99
ORANGE PARK PEDIATRICS		90	9	9%	99
325TH MEDICAL GROUP		83	16	16%	99
CENTRAL FLORIDA HEALTH CARE		47	52	53%	99
VITAS HEALTHCARE		89	10	10%	99
GRAND VILLA OF LAKE LAND		93	6	6%	99
PLAZA OF HALLANDALE BEACH		98			98
TURNING POINT OF TAMPA		92	6	6%	98
MACADAMS HOME HEALTH AGENCY		97	1	1%	98
KORGENE LAB	1	28	69	70%	98

COVID-19: testing by laboratory

Data through Mar 16, 2021 verified as of Mar 17, 2021 at 09:25 AM

Data in this report are provisional and subject to change.

The numbers in the table below represent the number of Florida and non-Florida residents for whom test results were received by the Department of Health. A person can be tested by more than one laboratory and can have both positive and negative results. **Therefore, the sum of the numbers in each column will be larger than the total number of people tested.**

Reporting lab	Inconclusive	Negative	Positive	Percent positive	Total
LANDMARK, THE		48	50	51%	98
URINEGOODHANDS LLC		96	2	2%	98
CHARLES CROFT MD	1	96	1	1%	98
ARDEN COURTS OF LELY PALMS□		96	2	2%	98
SEMINOLE COUNTY HEALTH DEPARTMENT		79	19	19%	98
HOSPICE OF MARTIN & ST LUCIE, INC		95	3	3%	98
SIGNATURE HEALTHCARE OF PORT CHARLOTTE		91	7	7%	98
INNOVATIVE GENOMICS, LLC		77	21	21%	98
FLORIDA COMMUNITY HEALTH CENTERS INC			98	100%	98
Cross Landings Health and Rehabilitation		97	1	1%	98
ORLANDO LUTHERAN TOWERS ASSISTED LIVING		97			97
RIDGEWOOD DIAGNOSTIC LABORATORY		92	5	5%	97
DELAND WELLNESS CENTER			97	100%	97
ARBOR TRAIL		77	20	21%	97
MINNESOTA TWINS		92	5	5%	97
HURLBURT FIELD CLINIC		39	58	60%	97
ADVANCED EMURGENT CARE		27	70	72%	97
HEALTH CENTERS AT BRENTWOOD		96	1	1%	97
LECONTE MEDICAL CENTER LAB		78	19	20%	97
PEDIATRIC ASSOCIATES ORLANDO		82	14	15%	96
PALMS EDGE	1	89	6	6%	96
BAYSHORE MEMORY CARE□		96			96
GATTOLINE ENTERPRISES, INC. DBA FAMILY CARE PHARMACY		81	15	16%	96
MARKET STREET VIERA		95	1	1%	96
DEVANSH LAB WERKS INC		79	16	17%	95
MIAMI BEACH COMMUNITY HEALTH CENTER		1	94	99%	95
Golfview Healthcare Center		90	5	5%	95
KALEIDA HEALTH CENTER FOR LABORATORY		89	6	6%	95
CROSS CITY REHABILITATION AND HEALTH CARE CENTER		72	23	24%	95
THE TERRACE OF KISSIMMEE		80	15	16%	95
LENOX HILL HOSPITAL		88	7	7%	95
SUPERIOR RESIDENCES OF LECANTO		80	15	16%	95
DIAGNOSTIC SOLUTIONS		3	91	97%	94
CONSULATE HEALTH CARE OF SARASOTA□	1	93			94
ARDEN COURTS OF PALM HARBOR		75	19	20%	94
MINUTECLINIC DIAGNOSTIC OF SOUTH CAROLINA, LLC		78	16	17%	94
BAY REGIONAL URGENT CARE	1	56	37	39%	94
CAN COMMUNITY HEALTH		93	1	1%	94
QPS, LLC		91	3	3%	94
NORTH SHORE MEDICAL LABS	1	86	7	7%	94
ADVENT HEALTH CENTRA CARE - EAST ORLANDO		65	29	31%	94
PENNSYLVANIA DEPT OF HEALTH		21	72	77%	93
ADVENTHEALTH MEDICAL GROUP PRIMARY CARE		89	4	4%	93
PRESERVE AT PALM AIRE	3	90			93
BAPTIST MEDICAL CENTER SOUTH		75	18	19%	93
GIBBENS FAMILY MEDICAL, LLC		74	19	20%	93
BAY PINES MEDICAL ASSOCIATES		1	92	99%	93

COVID-19: testing by laboratory

Data through Mar 16, 2021 verified as of Mar 17, 2021 at 09:25 AM

Data in this report are provisional and subject to change.

The numbers in the table below represent the number of Florida and non-Florida residents for whom test results were received by the Department of Health. A person can be tested by more than one laboratory and can have both positive and negative results. **Therefore, the sum of the numbers in each column will be larger than the total number of people tested.**

Reporting lab	Inconclusive	Negative	Positive	Percent positive	Total
ADVENT HEALTH CENTRA CARE - WATERMAN		79	14	15%	93
HARBORCHASE OF NAPLES		79	13	14%	92
LAKELAND REGIONAL HEALTH LAKE MIRIAM		50	42	46%	92
PATRICK AIR FORCE BASE		3	89	97%	92
DEBARY HEALTH AND REHABILITATION CENTER		88	3	3%	91
KEYSTYLE LIVING LLC	1	89	1	1%	91
JOHN KNOX VILLAGE OF FLORIDA ALF	1	86	4	4%	91
MAGNOLIA DIAGNOSTIC		2	89	98%	91
BAHIA OAKS LODGE		85	6	7%	91
HERON CLUB AT PRESTANCIA		89	2	2%	91
MINUTECLINIC DIAGNOSTIC OF NORTH CARO		79	12	13%	91
CENTURY CENTER FOR REHABILITATION & HEALING		72	18	20%	90
KEYS MEDICAL GROUP			90	100%	90
WEST		76	14	16%	90
HARBOR BEACH NURSING AND REHABILITATION CENTER		87	3	3%	90
HAWTHORN HOUSE		76	14	16%	90
UNIVERSTIY CENTER MEDICAL LLC DBA	1	85	4	4%	90
AMERICAN ESOTERIC LAB-BIRMINGHAM		88	2	2%	90
LIFESTREAM BEHAVORIAL CENTER		69	21	23%	90
ASHRAF MEDICAL GROUP PLLC DBA PULSE MD		87	3	3%	90
EXPERTUS LABORATORIES INC		28	62	69%	90
PEDIATRICS IN BREVARD PA- ROCKLEDGE		54	36	40%	90
NORTH FLORIDA SPINE AND WELLNESS		69	20	22%	89
STUART LODGE LIVING LLC		66	23	26%	89
Gabisa Medical LLC		89			89
LABFIRST - DEPARTMENT OF PATHOLOGY		85	4	4%	89
ATRIUM AT LIBERTY PARK		85	4	4%	89
MENORAH HOUSE		88	1	1%	89
Winter Garden Rehab and Nursing Facility		78	11	12%	89
FREEDOM INN AT TARPON SPRINGS		82	7	8%	89
CALADIUM PEDIATRICS		79	9	10%	88
LAKE GIBSON VILLAGE, LLC		85	3	3%	88
STONY BROOK UNIVERSITY MEDICAL CENTER		74	14	16%	88
East Bay Rehabilitation Center		54	34	39%	88
A COUNTRY PLACE ASSISTED LIVING FACILITY		86	2	2%	88
AVERO DIAGNOSTICS		64	24	27%	88
GOVERNOR’S CREEK HEALTH & REHABILITATION		87	1	1%	88
Lanier Rehab		63	25	28%	88
NEW SMYRNA BEACH URGENT CARE			88	100%	88
MINUTECLINIC DIAGNOSTIC OF NORTH CAROL		72	15	17%	87
G & R HEALTH MART PHARMACY		69	18	21%	87
ERIE COUNTY MEDICAL CTR CLINICAL LABS		83	4	5%	87
CLYDE E LASSEN STATE VETERANS NURSING HOME		62	25	29%	87
Belleair Healthcare Center		81	6	7%	87
BRANDON HEALTH AND REHABILITATION CENTER	1	85	1	1%	87
ARDEN COURTS OF SARASOTA		71	16	18%	87
PACIFIC ANALYTICS			87	100%	87

COVID-19: testing by laboratory

Data through Mar 16, 2021 verified as of Mar 17, 2021 at 09:25 AM

Data in this report are provisional and subject to change.

The numbers in the table below represent the number of Florida and non-Florida residents for whom test results were received by the Department of Health. A person can be tested by more than one laboratory and can have both positive and negative results. **Therefore, the sum of the numbers in each column will be larger than the total number of people tested.**

Reporting lab	Inconclusive	Negative	Positive	Percent positive	Total
Consulate Health Care of Jacksonville		72	14	16%	86
CRESTVIEW URGENT CARE		15	71	83%	86
ARDEN COURTS OF WEST PALM BEACH		86			86
SOUTH GEORGIA MEDICAL CENTER		48	38	44%	86
PORT CHARLOTTE REHABILITATION CENTER		73	13	15%	86
PENSACOLA DEVELOPMENTAL CENTER		67	19	22%	86
DISCOVERY VILLAGE AT THE FORUM		86			86
WALGREENS #12673		82	3	4%	85
BLISS HEALTHCARE SERVICES	1	62	22	26%	85
TOTAL CARE PLUS LLC			85	100%	85
BARRY UNIVERSITY STUDENT HEALTH SERVICES		51	34	40%	85
MIAMI SHORES NURSING & REHAB		85			85
GRAND OAKS OF JENSEN BEACH LLC□		84	1	1%	85
W. FRANK WELLS NURSING HOME		84	1	1%	85
CARE CENTERS OF NASSAU, LLC - HENDRICKS RD		85			85
PRMG - EAST NAPLES	1	73	11	13%	85
LAKE WALES OPERATING GROUP LLC		80	5	6%	85
WINDSOR OAKS		84	1	1%	85
PUTNAM COUNTY SHERIFFS OFFICE		78	6	7%	84
ARBOR OAKS AT TYRONE	9	73	2	2%	84
Baldwin Pediatrix		73	11	13%	84
EAST ALABAMA MEDICAL CENTER LABORATORY		72	12	14%	84
PINES OF SARASOTA GARDEN		84			84
NITE LITE PEDIATRICS – JACKSONVILLE		76	8	10%	84
MEDEXPRESS - BLOOMIN BRANDS		65	19	23%	84
FLORIDA DEPARTMENT OF HEALTH IN WALTON COUNTY		70	13	16%	83
LABCORP EMPLOYER SERVICES		82	1	1%	83
CANOPY ON BERRYHILL, THE		51	32	39%	83
WALGREENS #06012		74	9	11%	83
EISENHOWER ARMY MEDICAL CENTER		76	7	8%	83
LAFAYETTE NURSING AND REHABILITATION CENTER		81	2	2%	83
MINUTECLINIC DIAGNOSTIC OF OHIO LLC		66	17	20%	83
CATHOLIC HEALTH SYSTEM DEPT LABORATORY		80	2	2%	82
THE PAVILION FOR HEALTH CARE		72	10	12%	82
LAB		29	53	65%	82
BRILLIANCE ASSISTED LIVING		65	17	21%	82
QUALITY URGENT CARE AND WELLNESS		45	37	45%	82
Lexington Health and Rehabilitation Center		82			82
LAKE HOWELL FAMILY MEDICINE ASSOCIATES		69	13	16%	82
MD 365 MEDICAL CARE PLLC		82			82
HUNTSVILLE HOSPITAL LABORATORY		57	25	30%	82
LANDMARK HOSPITAL SOUTHWEST FLORIDA LLC		78	3	4%	81
LONG TERM CARE OF JAY, LLC		60	21	26%	81
ACE BIOMEDICAL LABS LLC		68	13	16%	81
BIO-TECH CLINICAL LABORATORIES		41	40	49%	81
ECOLAB GROUP		45	35	44%	80
ROSECASTLE AT DELANEY CREEK		79	1	1%	80

COVID-19: testing by laboratory

Data through Mar 16, 2021 verified as of Mar 17, 2021 at 09:25 AM

Data in this report are provisional and subject to change.

The numbers in the table below represent the number of Florida and non-Florida residents for whom test results were received by the Department of Health. A person can be tested by more than one laboratory and can have both positive and negative results. **Therefore, the sum of the numbers in each column will be larger than the total number of people tested.**

Reporting lab	Inconclusive	Negative	Positive	Percent positive	Total
MED ONE AT SAINT AUGUSTINE		49	31	39%	80
ST VINCENT'S BIRMINGHAM		74	6	8%	80
PLYMOUTH HOME FOR ADULTS, INC.	8	71	1	1%	80
FHMG- FLORIDA HOSPITAL MEDICAL GROUP		69	11	14%	80
BEACHES PEDIATRICS PA		75	5	6%	80
HUNTINGTON HOSPITAL LABORATORY		76	3	4%	79
EMERALD COAST BEHAVIORAL HOSPITAL		73	6	8%	79
BALMORAL TENANT SERVICES INC	1	43	35	44%	79
VETERANS AFFAIRS MEDICAL CENTER - PALO ALTO		28	51	65%	79
NORTHEAST FLORIDA STATE HOSP-NURSING		78	1	1%	79
CBS LABS OF TAMPA LLC		3	76	96%	79
EDGEWATER AT WATERMAN VILLAGE		78	1	1%	79
CHAMBREL AT ISLAND LAKE		76	3	4%	79
LAKE MORTON PLAZA□		75	3	4%	78
PENSACOLA PEDIATRICS MILTON		67	11	14%	78
PANIRA HEALTHCARE CLINIC		2	76	97%	78
PEDIATRIC SERVICES AND BREATHING CENTER PA		57	21	27%	78
JERICOHO URGENT CARE		75	3	4%	78
AU HEALTH		64	14	18%	78
PARK OF THE PALMS INC		77			77
HEALTH FIRST - PALM BAY HOSPITAL		2	75	97%	77
WEST VOLUSIA FAMILY AND SPORTS MEDICINE		75	2	3%	77
ORANGE CITY NURSING AND REHAB		75	2	3%	77
TRUE NORTH HEALTH NAVIGATION LLC DBA DISPATCHHEALTH	1	60	16	21%	77
FLORIDA PEDIATRIC GROUP		27	50	65%	77
RARITAN BAY PERTH AMBOY		68	9	12%	77
LAB PLUS, LLC AT SAINT THOMAS WEST HOSPITAL		63	14	18%	77
BOND CLINIC PA		45	32	42%	77
CENTRAL BALDWIN IMMEDIATE CARE & FAMILY PRACTICE		59	18	23%	77
KINDRED AT HOME		67	9	12%	76
MOBILE PHYSICIAN SERVICES INC		68	8	11%	76
S-H THIRTY-FIVE OPCO- PORT ST LUCIE, LLC	1	75			76
DYNAMIC MEDICAL USA			76	100%	76
MERCY MEDICAL URGENT CARE CENTER INC		35	41	54%	76
CLINICAL PATHOLOGY ASSOCIATES-SONIC REFERENCE LAB		76			76
WALGREENS 9627		70	6	8%	76
PALM BAY HOSPITAL			76	100%	76
WINDSOR REFLECTIONS		75	1	1%	76
MORTON PLANT HOSPITAL NURSING			76	100%	76
SOUTH LAKE PEDIATRICS		68	7	9%	75
PROMEDICA LABORATORIES		21	54	72%	75
ADVENTHEALTH EXPRESSCARE		45	30	40%	75
NORTH CENTRAL BRONX HOSPITAL		73	2	3%	75
ALLIANCE PEDIATRICS		43	31	42%	74
BROWARD HEALTH MEDICAL CENTER		3	71	96%	74
COOPER FAMILY MEDICAL PLLC		54	20	27%	74
BROWARD HEALTH MEDICAL CENTER CLINICAL LAB			74	100%	74

COVID-19: testing by laboratory

Data through Mar 16, 2021 verified as of Mar 17, 2021 at 09:25 AM

Data in this report are provisional and subject to change.

The numbers in the table below represent the number of Florida and non-Florida residents for whom test results were received by the Department of Health. A person can be tested by more than one laboratory and can have both positive and negative results. **Therefore, the sum of the numbers in each column will be larger than the total number of people tested.**

Reporting lab	Inconclusive	Negative	Positive	Percent positive	Total
PRIMECARE AT TWIN LAKES		1	73	99%	74
BROOKDALE OVIEDO		72	2	3%	74
PUBLIC SQUARE PHARMACY LLC		56	18	24%	74
EXPRESS DOCS LLC			74	100%	74
NOAH CLINICAL LABORATORY		63	11	15%	74
WATERCREST ST LUCIE WEST	1	69	3	4%	73
HOLMES COUNTY HEALTH DEPARTMENT	1	59	13	18%	73
CONSULATE HEALTH CARE - LAKE MARY		72	1	1%	73
OAK MANOR NURSING HOME		69	4	5%	73
MEDRITE URGENT CARE		60	13	18%	73
SIMED LABORATORY		57	16	22%	73
SCOTT LAKE HEALTH AND REHABILITATION CENTER		71	2	3%	73
CATHOLIC HEALTH SERVICES REGIONAL LAB		66	7	10%	73
MID FLORIDA PRIMARY CARE PA		59	14	19%	73
DISCOVERY VILLAGE AT PALM BEACH GARDENS		71	1	1%	72
ORANGE COUNTY CORRECTIONS HEALTH SERVICES		63	9	13%	72
HAVEN OF OUR LADY OF PEACE		72			72
CRAIG BERGER MD PL D/B/A BAY AREA EYE INSTITUTE		72			72
BIGGERS FAMILY MEDICINE PA	1	65	6	8%	72
ALTAMONTE PEDIATRIC ASSOCIATES		31	41	57%	72
STERLING HOUSE OF TALLAHASSEE	3	62	6	8%	71
BROOKDALE PALM COAST		71			71
NORTH FLORIDA PEDIATRICS		57	14	20%	71
AMMON LABS		61	10	14%	71
LAKE CITY VA MEDICAL CENTER			71	100%	71
WALGREENS 2941		68	3	4%	71
INN AT ASTON GARDENS AT PELICAN POINTE,THE		67	4	6%	71
ADVANCED LAB		67	4	6%	71
JACOBI MEDICAL CENTER		66	5	7%	71
ASSOCIATED CLINICAL LABORATORIES		62	8	11%	70
GV NAPLES OPCO, LLC		69	1	1%	70
PANCARE HEALTH - MALONE CLINIC		63	7	10%	70
SUNCOAST COMMUNITY HEALTH CENTERS PEDIATRICS		21	49	70%	70
Highlands Regional Hospital		63	7	10%	70
SUMMIT AT VENICE	2	63	5	7%	70
Ocala Oaks Rehabilitation Center		64	6	9%	70
USF HEALTH MORSANI CENTER		5	65	93%	70
ADVENT HEALTH - LAKE MARY		60	10	14%	70
HERITAGE HEALTHCARE AND REHABILITATION CENTER		69			69
SAN JOSE SENIOR CARE LLC	1	43	25	36%	69
TERRACE AT HOBE SOUND, THE	1	64	4	6%	69
LUTHERAN HAVEN ASSISTED LIVING		69			69
MEMORIAL MANOR		69			69
PARKSIDE INN	3	64	2	3%	69
PLANTATION GENERAL HOSPITAL CLINICAL LAB		26	43	62%	69
SOS MOBILE MEDICAL CARE LLC		58	11	16%	69
CP/AIG PENSACOLA DEVELOPMENT LLC		66	3	4%	69

COVID-19: testing by laboratory

Data through Mar 16, 2021 verified as of Mar 17, 2021 at 09:25 AM

Data in this report are provisional and subject to change.

The numbers in the table below represent the number of Florida and non-Florida residents for whom test results were received by the Department of Health. A person can be tested by more than one laboratory and can have both positive and negative results. **Therefore, the sum of the numbers in each column will be larger than the total number of people tested.**

Reporting lab	Inconclusive	Negative	Positive	Percent positive	Total
STONY BROOK SOUTHAMPTON		68	1	1%	69
BROOKDALE BONITA SPRINGS		67	1	1%	68
Summit Medical Group, Pa DbA Citymd		61	7	10%	68
CL BRUMBACK PRIMARY CARE CLINICS		17	51	75%	68
MISIR DRUGS LLC		56	12	18%	68
SUNCOAST OPTIMAL WELLNESS		23	45	66%	68
JENNIFER J CHIAVETTA-GRLSANTI DC		55	13	19%	68
ST JOHNS COUNTY DETENTION CENTER		68			68
MD LABS		41	27	40%	68
AEL- MEMPHIS		17	51	75%	68
Conway Lakes Health and Rehabilitation Center		68			68
AFTER HOURS PEDIATRICS			68	100%	68
BIG BOCA SMILES LLC		66	2	3%	68
COASTAL DETOX		68			68
GRAND VILLA OF DELAND		62	6	9%	68
GENPATH			67	100%	67
LEVY COUNTY DEPARTMENT OF HEALTH		49	18	27%	67
MEASE MANOR INC		63	4	6%	67
EC OPCO PENSACOLA, LLC		66	1	1%	67
BISHOP GRADY VILLAS		65	2	3%	67
TITUSVILLE FAMILY PRACTICE		16	51	76%	67
BOND CLINIC DR ELDEEB		35	32	48%	67
PEDIATRIC SERVICES OF AMERICA INC		63	4	6%	67
DELCARE PA		51	15	23%	66
PANCARE HEALTH - FREEPORT CLINIC SUITE B		57	9	14%	66
TROPICANA MANUFACTURING COMPANY INC		60	6	9%	66
AMERICAN FAMILY MEDICAL		53	13	20%	66
Stratford Court of Palm Harbor		56	10	15%	66
INDIGO MANOR		22	44	67%	66
MEDEX MEDICAL EXPRESS OF PALATKA			66	100%	66
MED EXPRESS		6	60	91%	66
SOMERBY OF SANTA ROSA BEACH		57	9	14%	66
OCALA CBOC		61	5	8%	66
OKEECHOBEE URGENT CARE		17	48	74%	65
HARMONY CLINIC		1	64	98%	65
NORTH SHORE UNIVERSITY HOSPITAL LABORATORY		59	6	9%	65
DOH-WEST PALM BEACH BRANCH LABORATORY		3	62	95%	65
VETERANS AFFAIRS MEDICAL CENTER - GULF COAST		27	38	58%	65
BROOKDALE CENTRE POINTE	1	64			65
BOND AND STEELE CLINIC, PA		51	14	22%	65
TREASURE COAST FORENSIC TREATMENT CTR		44	21	32%	65
ISLAND COAST PEDIATRICS		58	7	11%	65
SUMMER VISTA ASSISTED LIVING		38	27	42%	65
APOLLO HEALTH & REHABILITATION		59	6	9%	65
SUWANNEE COUNTY SHERIFF OFFICE		62	3	5%	65
NOMI HEALTH LAB SERVICES LLC		5	60	92%	65
CORAL GABLES HOSPITAL			65	100%	65

COVID-19: testing by laboratory

Data through Mar 16, 2021 verified as of Mar 17, 2021 at 09:25 AM

Data in this report are provisional and subject to change.

The numbers in the table below represent the number of Florida and non-Florida residents for whom test results were received by the Department of Health. A person can be tested by more than one laboratory and can have both positive and negative results. **Therefore, the sum of the numbers in each column will be larger than the total number of people tested.**

Reporting lab	Inconclusive	Negative	Positive	Percent positive	Total
JOSEPH L MORSE GERIATRIC CENTER	2	59	3	5%	64
NEMOURS CHILDRENS PRIMARY CARE OVIEDO		51	13	20%	64
TRINITY AL SENIOR HOUSING LLC□		45	19	30%	64
ADVENT HEALTH CENTRA CARE - WINTER GARDEN		18	46	72%	64
OUT OF STATE		40	24	38%	64
NXGEN MDX		20	44	69%	64
GREENLEAF ALF		63	1	2%	64
WADSWORTH HEALTH CENTER		61	3	5%	64
HERNANDO COUNTY FIRE RESCUE DISTRICT		29	34	54%	63
BRUCE S WEST MD	1	61	1	2%	63
AR ANESTHESIA LLC		62	1	2%	63
THOMAS INTERNAL MEDICINE		52	11	17%	63
WE SCREEN LLC		61	2	3%	63
VIERA HEALTH AND REHABILITATION CENTER		62	1	2%	63
FLORIDA MEDICAL CLINIC PA		46	17	27%	63
DAVID POSNACK JEWISH DAY SCHOOL		63			63
APC PEDIATRICS AT RYE ROAD MEDICAL PARK		63			63
BEEHIVE HOMES OF GULF BREEZE		47	16	25%	63
MEDI CLINIC SARASOTA INC		62	1	2%	63
BENTLEY CARE CENTER		63			63
ADVENT HEALTH - PALM COAST		1	61	98%	62
MD NOW MEDICAL CENTERS INC		35	27	44%	62
BURRY'S PHARMACY INC		37	25	40%	62
SAMFORD UNIVERSITY HEALTH SERVICES		61	1	2%	62
MENTAL HEALTH CARE INC		53	9	15%	62
TREASURE COAST PEDIATRICS PA		57	5	8%	62
EMERALD COAST HOSPICE		61	1	2%	62
LAKELAND REGIONAL HEALTH		38	24	39%	62
OVERLOOK HOSPITAL LABORATORY		57	5	8%	62
DASCENA, INC		52	9	15%	61
WILSON MEMORIAL REGIONAL MEDICAL CENTER		57	4	7%	61
WASHINGTON REHABILITATION AND NURSING CENTER		51	10	16%	61
Winter Park Care and Rehab		60	1	2%	61
FLORIDA HEALTH CARE		8	53	87%	61
INTERNAL MEDICINE ASSOCIATES PA		57	4	7%	61
NORTH FLORIDA MEDICAL CENTER		57	4	7%	61
PALM BAY URGENT CARE		28	33	54%	61
BRADFORD COUNTY HEALTH DEPARTMENT		60	1	2%	61
TROY REGIONAL MEDICAL CENTER		50	11	18%	61
VITAS HEALTHCARE CORP OF FLORIDA		60	1	2%	61
RITECARE MED CTR H			61	100%	61
GRAND ST PAUL CVS		61			61
MICHAEL AKPEKE MD		52	9	15%	61
CINNAMON COVE ALF		59	1	2%	60
81ST MEDICAL GROUP		28	32	53%	60
SILVER LAKE PEDIATRICS PA		55	5	8%	60
INSTITUTE OF PATHOLOGY KINGS COUNTY		58	2	3%	60

COVID-19: testing by laboratory

Data through Mar 16, 2021 verified as of Mar 17, 2021 at 09:25 AM

Data in this report are provisional and subject to change.

The numbers in the table below represent the number of Florida and non-Florida residents for whom test results were received by the Department of Health. A person can be tested by more than one laboratory and can have both positive and negative results. **Therefore, the sum of the numbers in each column will be larger than the total number of people tested.**

Reporting lab	Inconclusive	Negative	Positive	Percent positive	Total
THE PRESERVE AT CLEARWATER		58	2	3%	60
TWIN CREEKS ASSISTED LIVING & MEMORY CARE		57	3	5%	60
XPRESS URGENT CARE- PORT ST. LUCIE		14	46	77%	60
EAST HILL PHARMACY		41	18	31%	59
FERN PARK DEVELOPMENTAL CENTER		5	54	92%	59
TBI RESIDENTIAL SERVICES, INC.		48	11	19%	59
INTERNAL LAB		50	9	15%	59
LPG CONVENIENT CARE AT PINE ISLAND ROAD		53	6	10%	59
CARDIOLOGY AND MEDICINE ASSOCIATES		43	16	27%	59
ARTHREX MEDICAL CENTER		35	24	41%	59
MILLENIUM PHYSICIANS GROUP		1	58	98%	59
DEVELOPMENTAL DISABILITIES DEFENDANT PROGRAM		57	2	3%	59
BIOTECH		52	7	12%	59
WAVE CREST HEALTH AND REHABILITATION CENTER		57	2	3%	59
UHEALTH AT FISHER ISLAND			59	100%	59
THE GOOD SHEPARDS OF DELAND-WEST		57	1	2%	58
KINDRED HOSPITAL CENTRAL TAMPA BLOOD GAS	1	52	5	9%	58
LINCOLN MEDICAL AND MENTAL HEALTH CENTER		55	3	5%	58
AVOW HOSPICE INC		58			58
MICHIGAN DEPARTMENT OF HEALTH AND HUMAN SERVICES	1		57	98%	58
ROYAL CARE OF AVON PARK		55	3	5%	58
SONATA BOCA RATON		54	4	7%	58
BIG BEND CARES, INC		50	8	14%	58
FREEDOM SQUARE NURSING CENTER☐		50	8	14%	58
Margate Health and Rehabilitation Center		56	2	3%	58
HORIZON ALF		57	1	2%	58
ST FRANCIS HOSPITAL		50	8	14%	58
Palms at Ponte Vedra Assisted Livning and Memory Care		54	3	5%	57
TOWERS HOME CARE☐		53	4	7%	57
ASCENSION SACRED HEART BAY LABORATORY		54	3	5%	57
BioReference Laboratories, Inc		7	50	88%	57
MALCOM RANDALL DEPT OF VAMC			57	100%	57
KAPG FLEMING ISLAND SENIOR HOUSING OPCO LLC	1	56			57
KEY WEST MEDICAL CENTER	1	50	6	11%	57
PANCARE HEALTH - JACKSON COUNTY		46	11	19%	57
GENESIS DERMATOLOGY		53	4	7%	57
THE CANOPY AT BERRYHILL		57			57
MEDLOGIC LABORATORIES		3	54	95%	57
ALZHEIMERS CARE CENTER OF VIERA LTD		37	20	35%	57
STEINHATCHEE FAMILY MEDICAL CENTER☐	1	48	8	14%	57
ALEXANDER NININGER STATE VETERANS		56			56
MICHAEL A VENAZIO MD		53	3	5%	56
HIALEAH HOSPITAL RESPIRATORY DEPT			56	100%	56
MARQUIS LABS, LLC		55	1	2%	56
PHYSICIANS PRIMARY CARE OF SOUTHWEST FLORIDA		39	17	30%	56
TIFFANY HALL NURSING AND REHAB		44	12	21%	56
TUKA PEDIATRICS		7	49	88%	56

COVID-19: testing by laboratory

Data through Mar 16, 2021 verified as of Mar 17, 2021 at 09:25 AM

Data in this report are provisional and subject to change.

The numbers in the table below represent the number of Florida and non-Florida residents for whom test results were received by the Department of Health. A person can be tested by more than one laboratory and can have both positive and negative results. **Therefore, the sum of the numbers in each column will be larger than the total number of people tested.**

Reporting lab	Inconclusive	Negative	Positive	Percent positive	Total
DEPT OF VA MED CENTE-WEST PALM BEACH			56	100%	56
CDR MAGUIRE INC	1	7	48	86%	56
MAUREEN OROURKE-FUTEY			56	100%	56
GRACE MEDICAL HOME		45	11	20%	56
MINUTECLINIC DIAGNOSTIC OF NEW JERSEY		49	7	13%	56
ATRIA PARK OF LAKE FOREST (WG HERITAGE LF LLC)		54	2	4%	56
EAGLES WATCH CLUSTER		47	9	16%	56
ST CLOUD PHYSICIAN MANAGEMENT LLC DBA ST CLOUD		28	28	50%	56
CHILDREN'S HOSPITAL OF ALABAMA		54	1	2%	55
SARATOGA HOSPITAL LABORATORY		50	5	9%	55
NITE LITE PEDIATRICS - PORT ST. LUCIE		46	9	16%	55
SONATA HUNTERS CREEK		47	8	15%	55
SONORAN DESERT PATHOLOGY ASSOCIATES		3	52	95%	55
life Care Center of Melbourne		38	17	31%	55
KENDALL REGIONAL MEDICAL CENTER LAB	3		52	95%	55
COOPER FAMILY MEDICAL, PLLC		45	10	18%	55
CARE CENTERS OF NASSAU LLC MINER ROAD SOUTH		55			55
BUECHELE DENTAL PA DBA CLERMONT FAMILY DENTISTRY		45	10	18%	55
PREMIER MEDICAL ASSOCIATES ALL FLORIDA LLC		54	1	2%	55
UNITED LABORATORY SERVICES CORPORATION		38	16	30%	54
Salerno Bay Health & Rehabilitation Center		44	10	19%	54
FINLAY CLINICAL LABORATORY		20	34	63%	54
SAFARI PEDIATRICS PA		53	1	2%	54
SIGNATURE HEALTHCARE OF MIDDLEBURG		54			54
CLERMONT HEALTH AND REHAB		40	14	26%	54
PALM BAY PEDIATRICS		36	18	33%	54
CVS MINUTE CLINIC		1	53	98%	54
JUNIPER VILLAGE AT NAPLES		53	1	2%	54
APOLLOMDX LABS		32	22	41%	54
CAMBRIDGE SECURITY SERVICES		51	3	6%	54
MINUTECLINIC DIAGNOSTIC OF KANSAS, PA		45	9	17%	54
CERTUS MTD OPCP LLC		52	2	4%	54
AESTHETIC ENHANCEMENTS		54			54
SARASOTA CO. HEALTH DEPT # 58		40	14	26%	54
FAMILY EXTENDED CARE OF PUNTA GORDA		54			54
ST. CLOUD MEDICAL GROUP		54			54
UNIVERSITY OF WEST FLORIDA, THE		52	1	2%	53
WEST ISLIP URGENT CARE		48	5	9%	53
PROMEDICA SENIOR LIVING		51	2	4%	53
ADVENT HEALTH - MOUNT DORA		9	44	83%	53
Osprey Point Nursing Center		51	2	4%	53
ROCKLEDGE REGIONAL MEDICAL CENTER		30	23	43%	53
QUOTIENT SCIENCES LABS LLC			53	100%	53
BARNES HEALTHCARE OF FLORIDA LLC		49	4	8%	53
VPA PC LAB		48	5	9%	53
NICEVILLE URGENT CARE		8	45	85%	53
SOMERSET			53	100%	53

COVID-19: testing by laboratory

Data through Mar 16, 2021 verified as of Mar 17, 2021 at 09:25 AM

Data in this report are provisional and subject to change.

The numbers in the table below represent the number of Florida and non-Florida residents for whom test results were received by the Department of Health. A person can be tested by more than one laboratory and can have both positive and negative results. **Therefore, the sum of the numbers in each column will be larger than the total number of people tested.**

Reporting lab	Inconclusive	Negative	Positive	Percent positive	Total
ROSECASTLE OF JACKSONVILLE LLC		52	1	2%	53
SNH BRFL TENANT LLC	2	50			52
BARNETT PARK□		2	50	96%	52
GENTIVA HEALTH SERVICES CERTIFIED INC		49	3	6%	52
VALENCIA HOUSE ALF		51	1	2%	52
ADVENT HEALTH		49	3	6%	52
FAST PACE MEDICAL CLINIC, PLLC		45	7	13%	52
INTERNAL MEDICINE SPECIALIST		46	6	12%	52
FUTURE PEDIATRICS		49	3	6%	52
PERSONAL PEDIATRICS		45	7	13%	52
FAMILY HEALTH CENTER		39	13	25%	52
GATEWAY CARE CENTER		50	1	2%	51
GOLDEN POND COMMUNITIES		51			51
AVANTE ST CLOUD		48	3	6%	51
FLORIDA HEALTH CARE DELAND			51	100%	51
GOOD HEARTS COVID TESTING		8	43	84%	51
PENNSYLVANIA DEPARTMENT OF HEALTH BUREAU OF LABORATORIES			51	100%	51
Jupiter Medical Center Pavilion		50	1	2%	51
S-H THIRTY FIVE OPCO - ORANGE CITY, LLC		41	10	20%	51
INN AT THE FOUNTAINS, THE		34	17	33%	51
LITTLE NECK URGENT CARE		49	2	4%	51
CAMPBELL URGENT CARE			51	100%	51
PALM RIVER COMMUNITY HEALTH CENTER		46	5	10%	51
LPG PEDIATRICS AT PAGE FIELD		50	1	2%	51
GULFVIEW MEDICAL INSTITUTE		51			51
ROCHESTER GENERAL HOSPITAL LABORATORY		47	4	8%	51
TRADITIONAL HOME HEALTH OF PALM BEACH INC		49	1	2%	50
MINUTE CLINIC INCORPORATE		43	7	14%	50
BETHUNE-COOKMAN UNIVERSITY		32	18	36%	50
WALGREENS #10373		48	2	4%	50
ORCHID COVE AT DAYTONA		45	5	10%	50
MINUTECLINIC DIAGNOSTIC OF HAWAII LLC		44	6	12%	50
PORT ST. LUCIE - ZAXBY'S		50			50
BENTON HOUSE OF PORT ORANGE		44	6	12%	50
SOUTH CAROLINA DEPT OF HEALTH AND ENVIRONMENT CONTROL		11	39	78%	50
CALHOUN COUNTY HEALTH DEPT		24	26	52%	50
AESTHETIC SURGERY CENTER OF WINTER PARK, THE	3	43	4	8%	50
MISSION OAKS ASSISTED LIVING□		48	2	4%	50
SOUTHEAST ALABAMA MEDICAL CENTER			50	100%	50
ERDOX		47	2	4%	49
HEALTH FIRST - CAPE CANAVERAL HOSPITAL		1	48	98%	49
ST VINCENTS PRIMARY CARE		44	5	10%	49
ERIC C MRSHAL, MD, PC #1842		46	3	6%	49
RAINBOW PEDIATRICS PC LLC / BREAKFAST POINT		38	11	22%	49
NORTHBROOK CENTER FOR□		47	2	4%	49
SOFT CELL LABORATORIES		45	4	8%	49
ALLEGRO		47	2	4%	49

COVID-19: testing by laboratory

Data through Mar 16, 2021 verified as of Mar 17, 2021 at 09:25 AM

Data in this report are provisional and subject to change.

The numbers in the table below represent the number of Florida and non-Florida residents for whom test results were received by the Department of Health. A person can be tested by more than one laboratory and can have both positive and negative results. **Therefore, the sum of the numbers in each column will be larger than the total number of people tested.**

Reporting lab	Inconclusive	Negative	Positive	Percent positive	Total
HILA BECKERMAN MD LLC	1	45	3	6%	49
USF		1	48	98%	49
ADVENT HEALTH EXPRESS CARE		4	45	92%	49
SOLARIS SENIOR LIVING NORTH NAPLES		48	1	2%	49
SOUTHSIDE HOSPITAL NORTHWELL HEALTH LABORATORY		42	7	14%	49
MIRIMUS CLINICAL LABS	1	20	28	57%	49
MEADOWCREST FAMILY PHYSICIANS PA	1	27	21	43%	49
DOH		23	26	53%	49
HCTB INC		47	2	4%	49
PREMIER COMMUNITY HEALTHCARE GROUP INC		46	2	4%	48
PHILLIPPE RIDGE		36	12	25%	48
BAY CENTER HURRICANE SHELTER		48			48
PRACTICE MANAGEMENT OF AMERICA, INC.		7	41	85%	48
NAPLES PEDIATRICS INC☐		43	5	10%	48
TALLAHASSEE VA OPC		46	2	4%	48
SEWANEE MOLECULAR DIAGNOSTICS LABORATO		48			48
COURTYARD GARDENS OF JUPITER		48			48
GRAND AVENUE RX			48	100%	48
CAREMED INTERNAL MEDICINE		30	18	38%	48
PREMIER MEDICAL ASSOCIATES		46	2	4%	48
POPLAR HEALTHCARE PLLC	1	11	36	75%	48
THE TRADITION OF THE PALM BEACHES		47	1	2%	48
THE TERRACE OF JACKSONVILLE		3	45	94%	48
GRAND OAKS OF PALM CITY LLC☐	1	41	6	13%	48
CAPE REGIONAL MEDICAL CENTER		45	2	4%	47
NEW YORK PRESBYTERIAN - QUEENS DIAGNOSTIC		44	3	6%	47
FELICIDAD MEDICAL CENTER		1	46	98%	47
Citymd Of Toms River		41	6	13%	47
HERNANDO ENDOSCOPY AND SURGERY CENTER		36	11	23%	47
INTERLAB		1	46	98%	47
QHC UPSTATE MEDICAL PC		39	8	17%	47
BENTLEY VILLAGE II		38	9	19%	47
NAVARRE GARDENS		41	6	13%	47
FHMG_CTR FOR SENIOR HEALTH		42	5	11%	47
CENTRA CARE – LAKE NONA		5	42	89%	47
KESHAV RX LLC		39	8	17%	47
COMPLETE HOME CARE OF THE PALM BEACHES LLC		43	4	9%	47
ADVENT HEALTH - LAKE WALES		35	12	26%	47
COLLIER BLVD HMA PHYSICIAN MANAGEMENT LLC		46			46
VILLAGES VA CBOC	2	41	3	7%	46
H LEE MOFFITT CANCER CENTER MICRO		46			46
PREMIER PLACE HEALTHCARE AT THE GLENVIEW		46			46
HOME CARE PHARMACY		46			46
SUMTER PEDIATRICS		42	4	9%	46
MADISON COUNTY MEMORIAL HOSPITAL LABORATORY		15	31	67%	46
FAMILY EXTENDED CARE OF WINTER HAVEN		44	2	4%	46
WG EVERGREEN WOODS SH LLC		46			46

COVID-19: testing by laboratory

Data through Mar 16, 2021 verified as of Mar 17, 2021 at 09:25 AM

Data in this report are provisional and subject to change.

The numbers in the table below represent the number of Florida and non-Florida residents for whom test results were received by the Department of Health. A person can be tested by more than one laboratory and can have both positive and negative results. **Therefore, the sum of the numbers in each column will be larger than the total number of people tested.**

Reporting lab	Inconclusive	Negative	Positive	Percent positive	Total
MOBILE DOC FL, LLC		29	17	37%	46
S-H THIRTY FIVE OPCO - LUTZ, LLC		45	1	2%	46
HARTFORD HEALTH SERVICES LLC		46			46
KAPG ST AUGUSTINE SENIOR HOUSING OPCO LLC		37	9	20%	46
EAST MANATEE FAMILY	1	1	44	96%	46
ADVENT HEALTH MEDICAL GROUP OB GYN AT		40	6	13%	46
EMERGENCY PHYSICIANS MEDICAL CENTER LLC		28	18	39%	46
Guardian Care Nursing and Rehabilitation Center		46			46
REDI-MED WALK-IN FAMILY CARE			45	100%	45
BRP SH OPCO LLC		45			45
HOLY NAME HOSPITAL LABORATORY		43	2	4%	45
LAKELAND REGIONAL HEALTH GATEWAY CENTER		22	23	51%	45
NEXT MOLECULAR ANALYTICS		14	31	69%	45
NIGHT LITE PEDIATRICS CENTER LLC		10	35	78%	45
COLLIER URGENT CARE CENTERS		44	1	2%	45
ALLIANCE OF PHYSICIANS AGAINST COVID-19			45	100%	45
STUART URGENT CARE			45	100%	45
COLLIER COUNTY JAIL		45			45
LARA HEALTH AND WELLNESS CENTER LLC		45			45
NORTH FLORIDA / SOUTH GEORGIA VETERANS HEALTH SYSTEM		1	44	98%	45
WINTER GARDEN REHAB AND NURSING CENTER		41	4	9%	45
NEOGENOMICS LABORATORIES INC		45			45
DOT DOC SARASOTA		43	2	4%	45
CITYMD OF MANAHAWKIN		43	2	4%	45
PATRICK MANOR INCORPORATED		45			45
SOUTHPORT SQUARE HARBOUR HEALTH		45			45
CORNERSTONE PEDIATRICS		34	10	23%	44
ST ANTHONYS PRIMARY CARE LLC/JACKSON STREET			44	100%	44
PEDIATRICS OF CENTRAL FLORIDA – SAINT CLOUD	2	40	2	5%	44
Gulf Shore Care Center		39	5	11%	44
ALL AMERICAN URGENT CARE			44	100%	44
LINCOLN DIAGNOSTIC LAB		42	2	5%	44
MORTON PLANT			44	100%	44
FLORIDA HOSPITAL		28	16	36%	44
MARIANNA HEALTH AND REHABILITATION CENTER		43	1	2%	44
THE MERIDIAN AT BOCA RATON	1	43			44
GRAMERCY PARK URGENT CARE		42	2	5%	44
TAMPA BAY CONCIERGE DOCTOR, LLC		42	2	5%	44
PINES NURSING HOME		41	2	5%	43
CENTRAL FLORIDA PEDIATRICS		17	26	60%	43
WALGREENS 3145		40	3	7%	43
LONG ISLAND JEWISH MED CTR		40	3	7%	43
BRANCH MEDICAL CLINIC			43	100%	43
TGH URGENT CARE POWERED BY FAST TRACK			43	100%	43
RADIOLOGY ASSOCIATES OF VENICE AND ENGLEWOOD		41	2	5%	43
PANCARE HEALTH - BAY COUNTY - YOUNGSTOWN		38	5	12%	43
FIRST CHOICE URGENT CARE		12	31	72%	43

COVID-19: testing by laboratory

Data through Mar 16, 2021 verified as of Mar 17, 2021 at 09:25 AM

Data in this report are provisional and subject to change.

The numbers in the table below represent the number of Florida and non-Florida residents for whom test results were received by the Department of Health. A person can be tested by more than one laboratory and can have both positive and negative results. **Therefore, the sum of the numbers in each column will be larger than the total number of people tested.**

Reporting lab	Inconclusive	Negative	Positive	Percent positive	Total
SAN CARLOS PHARMACY		39	4	9%	43
PLAINVIEW URGENT CARE		40	3	7%	43
SPRING MANOR ASSISTED LIVING		43			43
LONGWOOD CARDIOLOGY			43	100%	43
WOLFF CTR FOR CHILD & ADOLESCENT HEALTH PLLC,THE		26	17	40%	43
PRINCETON VILLAGE□		39	4	9%	43
LAKE MARY KIDS CENTRA CARE		33	10	23%	43
URGENT CARE & WELLNESS CENTER		10	32	76%	42
VILLAGE ON THE ISLE□		37	5	12%	42
LUTHERAN HAVEN EXTENDED CONGREGATE CAR		42			42
BENTON HOUSE OF ST. JOHNS		40	2	5%	42
CLINICAL LABORATORY		42			42
UNION MEDICAL CARE PLLC		42			42
MAIMONIDES-SHALOM ACADEMY, INC		41	1	2%	42
LONG ISLAND UNIVERSITY - POST CAMPUS		42			42
DUVAL PHARMACY		31	11	26%	42
BREVARD HEALTH ALLIANCE INC		41	1	2%	42
SUNCOAST TECHNICAL COLLEGE SCHOOL OF HEALTH		42			42
Atlantic Shore Nursing and Rehab		42			42
KIVA AT CANTERBURY		25	17	40%	42
ISLAND URGENT CARE PLLC		40	2	5%	42
LOURDES HOSPITAL INC		40	2	5%	42
AVALON PARK RETIREMENT RESIDENCE		40	1	2%	41
PEDIATRICS OF CENTRAL FLORIDA KISSI		33	8	20%	41
IMA MEDICAL GROUP POINCIANA		18	23	56%	41
ROYAL PALM SENIOR RESIDENCE		41			41
University Hills health and Rehabilitation		31	10	24%	41
INTERCOASTAL MEDICAL GROUP			41	100%	41
ATRIA WILLOW WOOD		39	2	5%	41
BRONX LEBANON HOSPITAL-MEDICAL CENTER		37	4	10%	41
UNIVERSITY OF ALABAMA		38	3	7%	41
STAT ONE URGENT CARE CENTER		2	39	95%	41
FLORIDA HOSPITAL NEW SMYRNA		4	37	90%	41
A & R RESEARCH GROUP		35	6	15%	41
MINUTECLINIC DIAGNOSTIC OF SOUTH CAROL		38	3	7%	41
WHITE-WILSON MEDICAL CENTER		30	11	27%	41
ADVENTIST HEALTH SYSTEM FLORIDA		27	14	34%	41
MILLENIA ADVANCED SCIENTIFIC LLC			40	100%	40
PRIDE DIAGNOSTICS		24	16	40%	40
NORTH CAROLINA DEPARTMENT OF HEALTH & HUMAN SERVICES	1		39	98%	40
M&V SAN JOSE MEDICAL CENTER			40	100%	40
MID-FLORIDA PATHOLOGY, LLC		32	8	20%	40
PACIFICA SENIOR LIVING OCALA		35	5	13%	40
BAPTIST URGENT CARE		37	3	8%	40
CAPITAL REGIONAL MEDICAL CENTER		2	38	95%	40
LAKE CO EMPLOYEE HEALTH AND WELLNESS CENTER		36	4	10%	40
VIP WALK IN CLINIC		19	21	53%	40

COVID-19: testing by laboratory

Data through Mar 16, 2021 verified as of Mar 17, 2021 at 09:25 AM

Data in this report are provisional and subject to change.

The numbers in the table below represent the number of Florida and non-Florida residents for whom test results were received by the Department of Health. A person can be tested by more than one laboratory and can have both positive and negative results. **Therefore, the sum of the numbers in each column will be larger than the total number of people tested.**

Reporting lab	Inconclusive	Negative	Positive	Percent positive	Total
CITRUS COUNTY HEALTH DEPARTMENT		34	6	15%	40
ADVENT HEALTH CENTRA CARE - LAKELAND		30	10	25%	40
COURTYARD GARDENS OF BOYNTON BEACH, LLC		37	3	8%	40
NORTHWELL HEALTH PLAINVIEW HOSPITAL LABORATORY		31	9	23%	40
IMA MEDICAL CENTER		25	15	38%	40
OCOEE PEDIATRICS		33	7	18%	40
CLINICAL PATHOLOGY LABORATORIES, INC		40			40
GEORGE E WEEMS MEMORIAL HOSPITAL LAB		30	10	25%	40
LONGLEAF DIAGNOSTIC LABORATORIES		11	29	73%	40
MINUTECLINIC, LLC		35	4	10%	39
MEDEX MEDICAL EXPRESS OF PALATKA LLC			39	100%	39
BAY COUNTY JAIL ANNEX		34	5	13%	39
SUNSHINE ASSISTED LIVING		39			39
ADVANCE URGENT CARE CENTER, LLC		1	38	97%	39
WG BAYPOINT VILLAGE SH LLC		38	1	3%	39
BAYSHORE PATHOLOGY CONSULTANTS PA		37	2	5%	39
BROOKDALE BRANDON	1	38			39
CLINICAL RESEARCH SEQUENCING PLATFORM		8	31	79%	39
BIOFIRE		7	32	82%	39
CEDAR CREEK AT KINGS BAY INC		39			39
MIAMI CLINICAL RESEARCH CORP			39	100%	39
JUNIPER VILLAGE AT CAPE CORAL		34	5	13%	39
GENEXPERT			39	100%	39
ORLANDO ORTHOPAEDIC OUTPATIENT SURGERY CENTER LLC		36	3	8%	39
LPG PRIMARY CARE AT SURFSIDE		36	3	8%	39
BRIDGEVIEW CENTER LLC		27	12	31%	39
CROSSROADS URGENT CARE		24	15	38%	39
CARE 4 U MANAGEMENT, INC			39	100%	39
GUYAN VALLEY WELLNESS CENTER		32	7	18%	39
CCRC @ SUNFLOWER LLC		35	3	8%	38
STEWART MEDICAL GROUP, INC		21	17	45%	38
BOND CLINIC, PA		9	29	76%	38
LYSTER ACH FT RUCKER AL		35	3	8%	38
Bon Secours Maria Manor		33	5	13%	38
AUTUMN OF SARASOTA		12	26	68%	38
ST JOSEPHS HOSPITAL SOUTH HOSPITAL			38	100%	38
MOLECULAR DIAGNOSTICS		5	33	87%	38
POINTE AT NEW PORT PLACE,THE		38			38
FLORIDA DEPARMENT OF HEALTH CLAY COUNTY		25	13	34%	38
LAKE INTERNAL MEDICINE ASSOCIATES PA		32	6	16%	38
EASTERN SHORE URGENT CARE		27	11	29%	38
HOMWOOD RESIDENCE AT FREEDOM PLAZA		37	1	3%	38
ATRIA SAN PABLO		36	2	5%	38
PREMISE HEALTH MIA		1	37	97%	38
PONCE THERAPY CARE CENTER		34	3	8%	37
HR SARASOTA OPERATOR LLC		25	12	32%	37
OPTUMCARE SOUTH FLORIDA, LLC		30	7	19%	37

COVID-19: testing by laboratory

Data through Mar 16, 2021 verified as of Mar 17, 2021 at 09:25 AM

Data in this report are provisional and subject to change.

The numbers in the table below represent the number of Florida and non-Florida residents for whom test results were received by the Department of Health. A person can be tested by more than one laboratory and can have both positive and negative results. **Therefore, the sum of the numbers in each column will be larger than the total number of people tested.**

Reporting lab	Inconclusive	Negative	Positive	Percent positive	Total
INFINITY BIOLOGIX LLC OAKDALE		35	2	5%	37
JFK MEDICAL CENTER NORTH LAB		1	36	97%	37
BRANDON COMMUNITY HEALTH CENTER		29	8	22%	37
LIGHTHOUSE PEDIATRICS OF NAPLES		33	4	11%	37
MAIN STREET MEDICAL CENTER OF CRESTVIEW PA		19	18	49%	37
ST AUGUSTINE PEDIATRIC ASSOC		33	4	11%	37
ONE MILO		37			37
GUIDEWELL EMERGENCY MEDICINE DOCTORS LLC		13	24	65%	37
NIGHT LITE PEDIATRIC CENTER		10	27	73%	37
ACCURATE DIAGNOSTIC LAB		35	2	5%	37
CONNECTICUT DEPARTMENT OF HEALTH		22	15	41%	37
HOLZER HEALTH CENTER		5	32	86%	37
TAYLORVILLE FAMILY MEDICINE		30	7	19%	37
INNOVATION CLINICAL TRIALS, INC			37	100%	37
CORRECTIONAL MEDICAL GROUP		27	10	27%	37
FAMILY EXTENDED CARE OF SEBRING INC		35	2	5%	37
BULLS HEAD URGENT CARE		35	2	5%	37
THE COLLIER AT NAPLES		36	1	3%	37
PATHOGENIUS LABORATORIES		30	7	19%	37
ANDALUSIA HEALTH		20	17	46%	37
MAKO MEDICAL		21	15	42%	36
MINUTECLINIC DIAGNOSTIC OF RHODE ISLAND, LLC #1544		35	1	3%	36
THE MEDICAL GROUP OF SOUTH FLORIDA INC		33	3	8%	36
HARMONY HEALTH OPCO, LLC		15	21	58%	36
STETSON UNIVERSITY STUDENT HEALTH CENTER		3	33	92%	36
BVL/LITTLE ANGEL PEDIATRICS		36			36
BELVEDERE COMMONS OF SUN CITY CENTER		36			36
PROFESSIONAL PEDIATRICS		34	2	6%	36
LPG CONVENIENT CARE AT METRO		33	3	8%	36
ADVENTHEALTH MEDICAL GROUP MULTISPECIALTY			36	100%	36
WASHINGTON COUNTY HEALTH DEPARTMENT		24	12	33%	36
BENTON HOUSE OF CLERMONT		35			35
University Hospital		30	5	14%	35
VIKOR SCIENTITIC		5	30	86%	35
CAREHERE LAKE SCHOOLS EMPLOYEE HEALTH CENTER		24	11	31%	35
P23 LABS		35			35
WUESTHOFF MEMORIAL HOSPITAL			35	100%	35
CDR MAGUIRE - MIAMI BEACH CC MISSION 17388		2	33	94%	35
MAINSTREET FAMILY URGENT CARE		1	34	97%	35
POARCH BANC CREEK INDIANS TRIBAL HEALTH DEPARTMENT			35	100%	35
ADVENT HEALTH - FISH MEMORIAL		2	33	94%	35
COLLIER HMA PHYSICIAN MANAGEMENT LLC		27	8	23%	35
PATHGROUP		9	26	74%	35
PARKSIDE HEALTH AND REHABILITATION CENTER			35	100%	35
ST. MARYS MEDICAL CENTER		1	34	97%	35
NEUROINTERNATIONAL SARASOTA		32	3	9%	35
BIOREFERENCE LABORATORIES INC		3	32	91%	35

COVID-19: testing by laboratory

Data through Mar 16, 2021 verified as of Mar 17, 2021 at 09:25 AM

Data in this report are provisional and subject to change.

The numbers in the table below represent the number of Florida and non-Florida residents for whom test results were received by the Department of Health. A person can be tested by more than one laboratory and can have both positive and negative results. **Therefore, the sum of the numbers in each column will be larger than the total number of people tested.**

Reporting lab	Inconclusive	Negative	Positive	Percent positive	Total
NORTH FLORIDA PEDIATRICS - JACKSONVILLE		31	4	11%	35
MINUTECLINIC DIAGNOSTIC OF NORTH CAROLINA		34	1	3%	35
NCHD		21	14	40%	35
IRL		4	31	89%	35
ALWAYS BEST CARE SENIOR SERVICES		32	3	9%	35
BOCA TOXICOLOGY LLC		33	2	6%	35
ASHTON PLACE	3	27	4	12%	34
THE SPRINGS OF PARC HILL		33	1	3%	34
FHMG–FLORIDA HOSPITAL MEDICAL GROUP		25	9	26%	34
ST LUCIE COUNTY JAIL		25	9	26%	34
LPG PULMONOLOGY-COCONUT POINT		29	5	15%	34
SANTA BARBARA CARE CENTER		18	16	47%	34
RASHDA ALBIBI M.D. P.A.		31	3	9%	34
REDI-MED WALK IN FAMILY CLINIC			34	100%	34
HARBORCHASE OF WELLINGTON CROSSING		32	2	6%	34
FLORIDA PEDIATRIC GROUP PA		28	6	18%	34
ENCOMPASS HEALTH REHABILITATION HOSPITAL OF LARGO		31	3	9%	34
PARAMOUNT WALK-IN CLINIC		1	33	97%	34
PECONIC BAY MEDICAL CENTER LABORATORY		26	8	24%	34
MEDCOMP SCIENCES			34	100%	34
SOUTHCORP LABORATORY		4	30	88%	34
AYERS NURSING AND REHABILITATION CENTER		34			34
CVS MINUTE CLINIC DIAGNOSTIC OF NORTH CAROL		28	6	18%	34
LONG TERM CARE OF GULF BREEZE LLC		30	4	12%	34
JOHN KNOX VILLAGE OF CENTRAL FLORIDA		30	4	12%	34
TUSCAN GARDENS OF DELRAY BEACH MANAGEMENT COMPANY,		34			34
AHSE ROP		32	1	3%	33
PHYSICIAN ASSOCIATES LLC		26	7	21%	33
ALAN A SMITH MD LLC		31	2	6%	33
Kensington Gardens		33			33
ADULT MEDICINE OF LAKE COUNTY INC			33	100%	33
RESIDENTIAL PLAZA AT BLUE LAGOON INC		30	3	9%	33
WELLMED AT NEW TAMPA		23	10	30%	33
ROADS PEDIATRICS,LLC		31	2	6%	33
METRO KNOXVILLE HMA		25	8	24%	33
SANFORD MOBILE LAB PGA TOUR		32	1	3%	33
NIGHT LITE PEDIATRICS URGENT CARE CENTER			33	100%	33
PORT SAINT JOHN FAMILY PRACTICE		21	12	36%	33
BAY STREET PHARMACY☐		31	2	6%	33
BOND CLINIC		3	30	91%	33
VILLA COURT LLC		33			33
CORAL HOUSE ASSISTED LIVING COMMUNITY LLC		33			33
GREENRIDGE GROUP HOME	3	11	19	58%	33
PHOSPHORUS DIAGNOSTICS		27	6	18%	33
Consulate Health Care of Orange Park		27	6	18%	33
VETERAN AFFAIRS MEDICAL CENTER - JAMES J PETERS		30	3	9%	33
AMBRY GENETICS CORPORATION	23	10			33

COVID-19: testing by laboratory

Data through Mar 16, 2021 verified as of Mar 17, 2021 at 09:25 AM

Data in this report are provisional and subject to change.

The numbers in the table below represent the number of Florida and non-Florida residents for whom test results were received by the Department of Health. A person can be tested by more than one laboratory and can have both positive and negative results. **Therefore, the sum of the numbers in each column will be larger than the total number of people tested.**

Reporting lab	Inconclusive	Negative	Positive	Percent positive	Total
D W MCMILLAN MEMORIAL HOSPITAL		22	11	33%	33
WALK IN MEDICAL URGENT CARE		33			33
WESTWOOD NURSING AND REHABILITATION		28	5	15%	33
VETERANS AFFAIRS MEDICAL CENTER - NEW YORK HARBOR		32	1	3%	33
JAMAICA HOSPITAL MEDICAL CENTER		29	4	12%	33
CENTRAL FLORIDA HEALTH CARE INC WAUCHULA SITE 2		26	7	21%	33
MINUTE CLINIC LLC #2216		30	2	6%	32
WESTMINSTER ST AUGUSTINE		32			32
ADVENTHEALTH MEDICAL GROUP FAMILY MEDICINE		27	5	16%	32
SHERMAN-ABRAMS LABORATORY INC		29	3	9%	32
VETERANS HOME			32	100%	32
BASSETTI MEDICAL RESEARCH INC		26	6	19%	32
PASSPORT HEALTH ORLANDO		32			32
FLORIDA PRESBYTERIAN HOMES INC		31	1	3%	32
UNIVERSITY MEDICAL CTR OF PRINCETON AT		30	2	6%	32
TRIPLE O MEDICAL SERVICES INC		29	3	9%	32
LAKE COUNTY SCHOOLS EMPLOYEE HEALTH CENTER		21	11	34%	32
SIDDH INC DBA SAN CARLOS PHARMACY		30	2	6%	32
WALGREENS COVID-19		26	6	19%	32
JACKSON HEALTH SYSTEM		1	31	97%	32
TRADITIONAL HOME CARE INC		31	1	3%	32
AMMON ANALYTICAL LABORATORIES		28	4	13%	32
DCH REGIONAL MEDICAL CENTER LABORATORY		31	1	3%	32
MIDDLETOWN MEDICAL P C		23	9	28%	32
ALABAMA CLINICS		16	16	50%	32
MINUTECLINIC DIAGNOSTIC OF MICHIGAN		29	3	9%	32
UNION MEDICAL CARE		32			32
LAKE SHERIFF		31	1	3%	32
OPIS COQUINA CENTER		32			32
IPSUM DIAGNOSTICS		3	29	91%	32
Heartland Health Care Center North Sarasota		18	14	44%	32
BROOKDALE CANOPY OAKS			32	100%	32
FAMILY AND INTERNAL MEDICINE AT AVALON PARK		28	4	13%	32
FLORIDA DEPARTMENT OF HEALTH IN MONROE COUNTY		26	6	19%	32
VANDERBILT UNIVERSITY MEDICAL CENTER		28	4	13%	32
COLORADO DEPARTMENT OF HEALTH LABORATORY SERVICES DIVISION			32	100%	32
SOUTHEASTERN OUTPATIENT SURGERY CENTER		29	3	9%	32
LabCorp L#09258130 M#09258125		12	19	61%	31
ST JOSEPHS CHILDRENS OUTREACH			31	100%	31
ATLAN		26	5	16%	31
PREMIER URGENT CARE CENTER LLC			31	100%	31
NAPHCARE, INC.		21	10	32%	31
REGENCY PARK ASSISTED LIVING FACILITY		29	2	6%	31
COMMUNITY MEDICAL CARE CENTER INC			31	100%	31
FLAGLER HOSPITAL INC	2		29	94%	31
STATEN ISLAND UNIVERSITY HOSPITAL-POUCH		30	1	3%	31
HEALTH FIRST - VIERA HOSPITAL		1	30	97%	31

COVID-19: testing by laboratory

Data through Mar 16, 2021 verified as of Mar 17, 2021 at 09:25 AM

Data in this report are provisional and subject to change.

The numbers in the table below represent the number of Florida and non-Florida residents for whom test results were received by the Department of Health. A person can be tested by more than one laboratory and can have both positive and negative results. **Therefore, the sum of the numbers in each column will be larger than the total number of people tested.**

Reporting lab	Inconclusive	Negative	Positive	Percent positive	Total
ENT AND ALLERGY ASSOCIATES OF FLORIDA LLC		30	1	3%	31
ISLAND LAKE CENTER		12	19	61%	31
JUPITER MEDICAL CENTER PHYSICIANS GROUP, INC		28	3	10%	31
Life Care Center of Citrus County		30	1	3%	31
UNIPATH		24	7	23%	31
EVERLYWELL		18	13	42%	31
UR CARE FAMILY AND SPORTS MEDICINE			31	100%	31
ADVANCED URGENT CARE		12	19	61%	31
FORT CAROLINE GARDENS, INC		29	2	6%	31
SOMA MEDICAL CENTER PA #3			31	100%	31
MICHAEL J D'AMBROSE MD PA		29	2	6%	31
COLLIER ANESTHESIA PAIN LLC		31			31
DISCOVERY COMMONS AT BRADENTON		31			31
EASYCARE WALK-IN CLINIC	1	11	19	61%	31
LABCORP		13	18	58%	31
ADVENTHEALTH MEDICAL GROUP FAMILY MEDICINE AT RDV		31			31
HOLLISMED LLC		29	2	6%	31
AMERICAN ESOTERIC LABORATORIES		15	16	52%	31
CITY OF CAPE CORAL		25	5	17%	30
Okeechobee Health Care Facility		16	14	47%	30
FORT VALLEY STATE UNIVERSITY		29	1	3%	30
BOCA BIOLISTIC REFERENCE LAB			30	100%	30
THE TERRACE AT IVY ACRES ALF		11	19	63%	30
TANVIR H SHAGAR NP		25	5	17%	30
OAK HARBOR ASSISTED LIVING FACILITY		27	3	10%	30
HERITAGE WATERSIDE		27	3	10%	30
MEDICAL PAVILION CLINIC		19	11	37%	30
Wiregrass Rehabilitation Center and Nursing Home		28	2	7%	30
COUNTY OF LOS ANGELES			30	100%	30
ROCKLAND URGENT CARE FAMILY HEALTH NP		29	1	3%	30
WARDE MEDICAL LABORATORY		22	8	27%	30
CLINCLOUD, LLC			30	100%	30
PERDIDO URGENT CARE		1	29	97%	30
AMELIA ASSISTED LIVING FACILITY		30			30
MAGNOLIA DIAGNOSTICS, LLC		3	27	90%	30
WEINBERG VILLAGE		29	1	3%	30
AMEERAH LABS			30	100%	30
PREMIUM HEALTH SERVICES OF TAMPA BAY LLC		16	14	47%	30
ADVENT HEALTH PRIMARY CARE PLUS, WINTER GARDEN		26	4	13%	30
LAKE MARY - STIRLING CENTER SUITE 202			30	100%	30
CAPE CORAL HOSPITAL ABG LABORATORY		16	13	45%	29
COMPREHENSIVE CHILDCARE		23	6	21%	29
WINDSOR WOODS REHAB & HEALTHCARE CTR		28	1	3%	29
PALM GARDEN OF JACKSONVILLE		27	2	7%	29
PRO HEALTH HARMONY		29			29
RENAISSANCE SENIOR LIVING	1	28			29
NURSES HELPING HANDS INC ALF		29			29

COVID-19: testing by laboratory

Data through Mar 16, 2021 verified as of Mar 17, 2021 at 09:25 AM

Data in this report are provisional and subject to change.

The numbers in the table below represent the number of Florida and non-Florida residents for whom test results were received by the Department of Health. A person can be tested by more than one laboratory and can have both positive and negative results. **Therefore, the sum of the numbers in each column will be larger than the total number of people tested.**

Reporting lab	Inconclusive	Negative	Positive	Percent positive	Total
SUNTREE INTERNAL MEDICINE		29			29
FAMILY CARE PARTNERS URGENT CARE LLC		23	6	21%	29
OAKMONTE VILLAGE		28	1	3%	29
CITRUS CARE CLINIC			29	100%	29
P4CLINICAL	3	2	24	83%	29
EP MEDICAL EQUIPMENT PHARMACY		26	3	10%	29
SANDALWOOD NURSING CENTER		29			29
UNIV OF ROCHESTER-STRONG MEMORIAL HOSP		28	1	3%	29
A AND R RESEARCH GROUP LLC		25	4	14%	29
ISLAMORADA VILLAGE OF ISLANDS FIRE RESCUE		27	2	7%	29
FAST PACE MEDICAL CLINIC		26	3	10%	29
STEWART MELBOURNE HOSPITAL			29	100%	29
BAPTIST PRIMARY BLACK CREEK SOUTH			29	100%	29
CENTER ONE SURGERY CENTER		24	5	17%	29
DUVAL COUNTY HEALTH DEPARTMENT		29			29
CDC		17	12	41%	29
LONG BEACH URGENT CARE		29			29
NEMOURS CHILDRENS CLINIC		22	7	24%	29
PANCARE HEALTH - BONIFAY K-8			29	100%	29
STUART REHABILITATION AND HEALTHCARE		14	15	52%	29
ROBERT H JENKINS JR VETERANS' DOMICILIARY HOME OF		26	3	10%	29
DAVID LAWRENCE CENTER		25	4	14%	29
PINELLAS INTERNAL MEDICINE ASSOCIATES	1	26	1	4%	28
Cleveland Clinic Laboratories		4	24	86%	28
ACCESS 365 URGENT CARE		8	20	71%	28
ST PETER'S BENDER LABORATORY		27	1	4%	28
Signature Healthcare of Ormond		28			28
EDEN AT CRESTVIEW		12	16	57%	28
PALM POINT BEHAVIORAL HEALTH		28			28
LAKE PLACID HEALTH AND REHABILITATION		1	27	96%	28
ARCPPOINT LABS OF WEST PALM BEACH			28	100%	28
SYNIVERSE WELLNESS CENTER		24	4	14%	28
ORANGE PEDIATRICS			28	100%	28
PORT ST LUCIE HOSPITAL		25	3	11%	28
ADVENTHEALTH MEDICAL GROUP FAMILY & INTERNAL		10	18	64%	28
THORNBURG PEDIATRICS		26	2	7%	28
BROOKDALE PHILLIPPI CREEK			28	100%	28
ASTORIA HEALTH AND REHABILITATION CENTER		27	1	4%	28
PULSE & REMEDY LLC		13	15	54%	28
UCLA HEALTHCARE CLINICAL LABS		23	5	18%	28
ACTIVE SENIOR LIVING		26	2	7%	28
MINUTE CLINIC, LLC DBA MINUTECLINIC #4505		26	2	7%	28
NORTH PINELLAS CHILDRENS MEDICAL CENTER			28	100%	28
MINUTECLINIC DIAGNOSTIC OF RHODE ISLAND, LLC #212		28			28
KEY PRIMARY CARE			28	100%	28
NEWPATH DIAGNOSTICS		20	8	29%	28
GRAND VILLA OF NEW PORT RICHEY		21	7	25%	28

COVID-19: testing by laboratory

Data through Mar 16, 2021 verified as of Mar 17, 2021 at 09:25 AM

Data in this report are provisional and subject to change.

The numbers in the table below represent the number of Florida and non-Florida residents for whom test results were received by the Department of Health. A person can be tested by more than one laboratory and can have both positive and negative results. **Therefore, the sum of the numbers in each column will be larger than the total number of people tested.**

Reporting lab	Inconclusive	Negative	Positive	Percent positive	Total
INTERIM HEALTHCARE OF NORTHWEST FLORIDA INC		26	2	7%	28
LAKELAND NURSING AND REHABILITATION CENTER			28	100%	28
MARION PEDIATRICS PA		21	7	25%	28
CHILDREN'S MEDICAL CENTER			28	100%	28
GROWING TOGETHER PEDIATRICS, LLC		24	4	14%	28
URGENT CARE CENTER			28	100%	28
CIGNA PBSO WEST PALM			28	100%	28
LABORATORY ALLIANCE OF CENTRAL NEW YORK		27	1	4%	28
PALMS, THE		28			28
FAMILY CARE PARTNERS		18	10	36%	28
CERON PEDIATRICS & INTEGRATIVE MEDICIN		28			28
NATIONAL MENTOR HEALTHCARE LLC			28	100%	28
MINUTECLINIC DIAGNOSTIC OF LOUISIANA		27	1	4%	28
RIVERHEAD URGENT CARE		27	1	4%	28
CARILLON SPORTS AND FAMILY MEDICINE		21	7	25%	28
UNION CHD		24	3	11%	27
FLORIDA ENDOSCOPY & SURGERU CTR LLC		27			27
EXPRESS CARE OF BELLEVIEW		27			27
THE COMMONWEALTH OF MASSACHUSETTS		1	26	96%	27
HEALTHPARK MEDICAL CENTER ABG LAB		26	1	4%	27
BROWARD HEALTH IMPERIAL POINT NURSING			27	100%	27
SUNCOAST LABS			27	100%	27
RESIDENCE AT BAY VUE		26	1	4%	27
DOCTORS CENTER PA,THE		25	2	7%	27
SUNSHINE PEDIATRICS OF CENTRAL FLORIDA PL		25	2	7%	27
BROOKDALE UNIVERSITY HOSPITAL		25	2	7%	27
UNIVERSITY OF ILLINOIS VETERINARY DIAG	1	25	1	4%	27
MINUTECLINIC DIAGNOSTIC MEDICAL GROUP		25	2	7%	27
BITTINGS APOTHECARY INC		23	4	15%	27
TGH URGENT CARE - RIVERVIEW			27	100%	27
SPANISH RIVER HIGH SCHOOL ESE		23	4	15%	27
FIRST CHOICE PEDIATRICS LOOP		25	2	7%	27
GULFSIDE HOSPICE INC		24	3	11%	27
MIGUEL E TREVINO MD PA		23	4	15%	27
CHILDRENS MEDICAL CENTER			27	100%	27
LEXINGTON PLACE SENIOR LIVING COMMUNITY		27			27
LOOP PEDIATRICS		22	5	19%	27
BROOKDALE SOUTHPOINT			27	100%	27
WEISS PEDIATRIC CARE LLC		16	11	41%	27
VICK STREET MANOR		27			27
ORLANDO CLINICAL RESEARCH CENTER		25	2	7%	27
ATRIA LADY LAKE		27			27
WIREGRASS CLINIC LLC		22	5	19%	27
CVS NY4098030POCT NEW YORK		27			27
COLORADO DEPARTMENT OF PUBLIC HEALTH AND ENVIRONMENT			26	100%	26
GOOD SAMARITAN HOSPITAL LABORATORY		23	3	12%	26
HUNTINGTON STATION URGENT CARE		25	1	4%	26

COVID-19: testing by laboratory

Data through Mar 16, 2021 verified as of Mar 17, 2021 at 09:25 AM

Data in this report are provisional and subject to change.

The numbers in the table below represent the number of Florida and non-Florida residents for whom test results were received by the Department of Health. A person can be tested by more than one laboratory and can have both positive and negative results. **Therefore, the sum of the numbers in each column will be larger than the total number of people tested.**

Reporting lab	Inconclusive	Negative	Positive	Percent positive	Total
VASSAR BROTHERS MEDICAL CENTER LABORATORY		25	1	4%	26
MINUTE CLINIC DIAGNOSTIC OF VIRGINIA		21	5	19%	26
Clearwater Center		12	14	54%	26
LAKES DIALYSIS CENTER INC			26	100%	26
REHAB AND HEALTHCARE CENTER OF CAPE CORAL		26			26
OAKTREE HEALTHCARE			26	100%	26
SANITAS		4	22	85%	26
WEST BROWARD CARE CENTER		24	2	8%	26
THE MINIER URGENT CARE		20	6	23%	26
CAMP BOGGY CREEK		26			26
MONTEFIORE NEW ROCHELLE HOSPITAL		24	2	8%	26
RAINBOW PEDIATRICS		1	25	96%	26
EAST HILL MEDICAL GROUP		17	9	35%	26
BOCA SIMON LAB		1	25	96%	26
MONCRIEF ARMY HEALTH CLINIC			26	100%	26
PINELLAS 1 HOME HEALTH CARE CORP		26			26
MINUTE CLINIC DIAGNOSTIC OF SC, LLC #75		25	1	4%	26
EXPRESS FAMILY CARE LLC		11	15	58%	26
DARDEN WELLNESS CENTER		23	3	12%	26
URGENT FAMILY CARE INC		23	3	12%	26
ADVENT HEALTH PARTIN SETTLEMENT HEALTH PARK		18	8	31%	26
EPIC REFERENCE LABS INC			26	100%	26
LEE COMMUNITY HEALTHCARE - LEHIGH		24	2	8%	26
PULMONARY SPECIALISTS OF THE PALM BEACHES		16	10	38%	26
DOCTOR TODAY TLC LLC			26	100%	26
PALM BEACH COUNTY FIRE RESCUE		24	2	8%	26
WAKULLA COUNTY HEALTH DEPARTMENT		12	14	54%	26
ABL MEDICAL CARE LLC			26	100%	26
COLONY CARE CENTER		16	10	38%	26
LOT HEALTH SERVICES☐	1	25			26
GRAND LIVING AT LAKEWOOD RANCH		25	1	4%	26
HOLIDAY MEDICAL ASSOCIATES		1	25	96%	26
BAYCARE HEALTH SYSTEMS, LLC			25	100%	25
THE PALMS PHARMACY, INC		22	3	12%	25
CARE HERE		3	22	88%	25
MINUTE CLINIC DIAGNOSTIC OF VIRGINIA, LLC		25			25
Summit Medical Group Westfield Lab		22	3	12%	25
MINUTECLINIC DIAGNOSTIC OF TEXAS		22	3	12%	25
MARTHA'S HOUSE & ASSISTED LIVING FACILITY		25			25
CANTON-POTSDAM HOSPITAL LABORATORY		24	1	4%	25
TREEHOUSE PEDIATRICS & FAMILY CARE		25			25
SOUTH FLORIDA DIALYSIS CENTER		8	17	68%	25
ADVENT HEALTH - LAKE MARY PEDIATRICS		16	9	36%	25
BUREAU OF PUBLIC HEALTH	1	5	19	76%	25
DELRAY BEACH FACIAL PLASTIC SURGERY		25			25
COASTAL SKIN SURGERY AND DERMATOLOGY		18	7	28%	25
WESTPAC LABS		1	24	96%	25

COVID-19: testing by laboratory

Data through Mar 16, 2021 verified as of Mar 17, 2021 at 09:25 AM

Data in this report are provisional and subject to change.

The numbers in the table below represent the number of Florida and non-Florida residents for whom test results were received by the Department of Health. A person can be tested by more than one laboratory and can have both positive and negative results. **Therefore, the sum of the numbers in each column will be larger than the total number of people tested.**

Reporting lab	Inconclusive	Negative	Positive	Percent positive	Total
CARDIOLOGY AND MEDICINE ASSOCIATES INC		25			25
GRAND VILLA OF ALTAMONTE SPRINGS		18	7	28%	25
MADWAR		19	6	24%	25
GASTROENTEROLOGY ASSOCIATES OF PENSACOLA PA		22	3	12%	25
ARCPPOINT LABS OF FORT LAUDERDALE		25			25
PARK MEADOWS HEALTH AND REHABILITATION CENTER		25			25
COASTAL COMPLETE CARE		11	14	56%	25
MD BEAUTY LABS, PA		23	2	8%	25
GREEN GABLES ASSISTED LIVING FACILITY		25			25
FEDERAL PRISON CAMP PENSACOLA			25	100%	25
TALLAHASSEE DEVELOPMENTAL CENTER☐		24	1	4%	25
COOPER HEALTHCARE		22	3	12%	25
THE WATERMARK AT VISTAWILLA		25			25
KIVA AT CANTERBURY, LLC		25			25
WOMENS CARE FLORIDA LABORATORY		25			25
RJ LEE GROUP	1	23	1	4%	25
ST. CLOUD HOSPITAL		20	5	20%	25
ASSISTED LIVING OF BROWARD		25			25
HIGHLANDS COUNTY FIRE RESCUE		24			24
THE LODGE AND REHABILITATION CENTER		9	15	63%	24
AIR, LAND & SEA PHYSICALS & CONSULTATIONS, LLC		23	1	4%	24
CARENOW - DOWNTOWN NORTH GULCH		23	1	4%	24
TARPON BAYOU CENTER			24	100%	24
PHYSICIANS STAT		3	21	88%	24
MINIMALLY INVASIVE VASCULAR INC		22	2	8%	24
MAGNOLIA PEDIATRICS		4	20	83%	24
PRIME CARE ONE LLC/HARBORCHASE OF VENICE			24	100%	24
URGENT CARE USA			24	100%	24
MED PLUS FLORENCE		20	4	17%	24
STATE LAB		2	22	92%	24
SENIOR HEALTH OF WINTER PARK DUNDEE		24			24
ADVENT HEALTH EXPRESS		9	15	63%	24
CSH LAKE ORIENTA LP		24			24
LABORATORY DYNAMICS		20	4	17%	24
SENIOR LIVING IV SUN CITY LLC		17	7	29%	24
PHYSICIANS PRIMARY CARE OF SW FLORIDA PL		24			24
THE CHAPPEL GROUP RESEARCH		24			24
JOSEF SCHENKER MD PC		24			24
ATRIA AT ST JOSEPHS		24			24
JOSEPH SCHENKER MD PC DBA CENTERS URGENT		21	3	13%	24
PARK WEST MEDICAL CENTER		23	1	4%	24
MID FLORIDA PATHOLOGY LLC		23	1	4%	24
STEINHATCHEE DRUGS		19	5	21%	24
CENTERPLACE HEALTH		3	21	88%	24
ALAN SERURE MD		24			24
SHORE MEMORIAL HOSPITAL		21	3	13%	24
VIRTUA		20	4	17%	24

COVID-19: testing by laboratory

Data through Mar 16, 2021 verified as of Mar 17, 2021 at 09:25 AM

Data in this report are provisional and subject to change.

The numbers in the table below represent the number of Florida and non-Florida residents for whom test results were received by the Department of Health. A person can be tested by more than one laboratory and can have both positive and negative results. **Therefore, the sum of the numbers in each column will be larger than the total number of people tested.**

Reporting lab	Inconclusive	Negative	Positive	Percent positive	Total
ADVENT HEALTH MEDICAL GROUP- FAMILY MEDICINE AT DR. PHILIPS		19	5	21%	24
Grand Villa of Clearwater		22	2	8%	24
GRAND VILLA OF ST. PETERSBURG		22	2	8%	24
MADISON COUNTY MEMORIAL HOSP		12	12	50%	24
PACIFICA SENIOR LIVING FORT MYERS		15	9	38%	24
MINUTECLINIC, LLC #08366		19	5	21%	24
MAYO CLINIC JACKSONVILLE		1	23	96%	24
HEALTH MED CENTERS		24			24
HERITAGE OAKS ASSISTED LIVING & MEMORY CARE		20	4	17%	24
AVENTIS BIO-SERVICES CTL		24			24
HUNT CLUB PEDIATRIC ASSOCIATES LLC		20	4	17%	24
MARYLAND DEPARTMENT OF HEALTH			24	100%	24
HENNEPIN COUNTY MEDICAL CENTER (HCMC)		13	11	46%	24
STATCARE URGENT & WALK IN MEDICAL CARE		21	3	13%	24
ENGLEWOOD HOSPITAL AND MEDICAL CENTER		19	5	21%	24
WESTMINSTER WOODS ON JULINGTON CREEK		22	2	8%	24
COURTYARDS OF ORLANDO		24			24
CHIPOLA MEDICAL ASSOCIATES		4	20	83%	24
WELLNOW URGENT CARE		23	1	4%	24
SUMMIT MEDICAL GROUP - 75 E NORTHFIELD		22	2	8%	24
SPRINGWOOD COURT		19	5	21%	24
VILLAGES REHABILITATION AND NURSING CENTER		24			24
SUNQUEST		3	21	88%	24
ROWLETT MIDDLE ACADEMY		22	2	8%	24
RAINBOW PEDIATRIC CENTER		2	22	92%	24
UF HEALTH NORTH JACKSONVILLE			23	100%	23
SANFORD PEDIATRIC ASSOCIATES, PA		21	2	9%	23
WUESTHOFF MEDICAL CENTER-MELBOURNE			23	100%	23
PALMS MEDICAL GROUP - LAKE CITY WEST		3	20	87%	23
MINUTECLINIC DIAGNOSTIC OF PENNSYLVANI		22	1	4%	23
PALMETTO PEDIATRICS			23	100%	23
GENETIC TECHNOLOGICAL INNOVATIONS, LLC		11	12	52%	23
ADVENTHEALTH MEDICAL GROUP PULMONOLOGY		20	3	13%	23
ISLAND COAST PEDIATRICS PA		22	1	4%	23
UNIVERSITY HILLS HEALTH AND REHABILITATION CENTER		18	5	22%	23
EGL GENETIC DIAGNOSTICS		1	22	96%	23
CORE LABORATORY		1	22	96%	23
CLEARWATER EMPLOYEE HEALTH CLINIC		7	16	70%	23
ROSLYN URGENT CARE		23			23
NOBLE SENIOR LIVING		3	20	87%	23
TIFFANY LAKE CARE CENTERS INC		23			23
LAKEVIEW HEALTH CARE SYSTEMS		9	14	61%	23
WOODHOUSE INC		17	6	26%	23
UNIV OF NORTH ALABAMA HEALTH CENTER		22	1	4%	23
NEW JERSEY		22	1	4%	23
LEE MEMORIAL HEALTH SYSTEM		20	3	13%	23
BROOKWOOD BAPTIST MEDICAL CENTER		22	1	4%	23

COVID-19: testing by laboratory

Data through Mar 16, 2021 verified as of Mar 17, 2021 at 09:25 AM

Data in this report are provisional and subject to change.

The numbers in the table below represent the number of Florida and non-Florida residents for whom test results were received by the Department of Health. A person can be tested by more than one laboratory and can have both positive and negative results. **Therefore, the sum of the numbers in each column will be larger than the total number of people tested.**

Reporting lab	Inconclusive	Negative	Positive	Percent positive	Total
EMORY BENNETT VETERANS NURSING HOME	1	22			23
OMEGA LABORATORIES		19	4	17%	23
SARASOTA MEMORIAL NURSING & REHABILITATION CTR		23			23
CARLOS F FUSTER MD PA		21	2	9%	23
NOVANT HEALTH		17	6	26%	23
FINLAY C. LABORATORY		3	20	87%	23
PBSO WEST PALM FAMILY PRACTICE		1	22	96%	23
LEE MEMORIAL HEALTH SYSTEM D/B/A LEE COMMUNITY		21	2	9%	23
PM PEDIATRICS		22	1	4%	23
TOTAL ACCESS URGENT CARE			23	100%	23
COASTAL LABORATORIES OF FLORIDA		20	3	13%	23
DAVENPORT PEDIATRICS CLERMONT PA		21	2	9%	23
NEWYORK-PRESBYTERIAN/ LAWRENCE HOSPITAL LABORATORY		21	2	9%	23
CRESTVIEW IMMEDIATE CARE LL			23	100%	23
UNIVERSITY BEHAVIORAL CENTER		23			23
APOLLO SURGERY CENTER		20	2	9%	22
FORT PIERCE FAMILY CARE INC		16	6	27%	22
CARE CENTERS OF NASSAU LLC MINER ROAD NORTH		22			22
KELLY'S ASSISTED LIVING FACILITY		22			22
FLORIDA HOSPITAL LABS		12	10	45%	22
SEAGRASS VILLAGE			22	100%	22
GILCHRIST COUNTY JAIL		20	2	9%	22
TEN HEALTHCARE		6	16	73%	22
WELLMED AT PLANT CITY		10	12	55%	22
COMMUNITY HEALTH OF SOUTH FLORIDA			22	100%	22
MOBILE DIVISION LABORATORY		7	15	68%	22
TOTTENVILLE CIRCLE URGENT CARE		22			22
JUPITER MEDICAL CENTER			22	100%	22
FORT SANDERS REGIONAL LABORATORY		22			22
NAPHCARE INC		17	5	23%	22
FLORENCE J HUNT STUDENT WELLNESS CENTER - HEALTH SERVICES (ABBOTT)		22			22
MEDEXPRESS URGENT CARE - BLOOMINGTON		19	3	14%	22
STEWART MEDICAL GROUP INC			22	100%	22
JUST FOR KIDS PEDIATRICS		5	17	77%	22
CARESPOT		2	20	91%	22
LABORATORY MEDICINE CONSULTANTS-LMC PA		20	2	9%	22
ELAN SPANISH SPRINGS		4	18	82%	22
MARATHON HEALTH FOR LIFE		19	3	14%	22
GLEN COVE HOSPITAL		22			22
HUNT CLUB MEDICAL		15	7	32%	22
DALE MEDICAL CENTER		17	5	23%	22
GRAND VILLA OF PINELLAS PARK		20	2	9%	22
ST VINCENT'S EAST		20	2	9%	22
PULSE MEDICAL GROUP INC			22	100%	22
South Heritage Health and Rehab		22			22
EBEIDS MD PEDIATRICS		19	3	14%	22
HARBOUR ISLAND PEDIATRICS		13	9	41%	22

COVID-19: testing by laboratory

Data through Mar 16, 2021 verified as of Mar 17, 2021 at 09:25 AM

Data in this report are provisional and subject to change.

The numbers in the table below represent the number of Florida and non-Florida residents for whom test results were received by the Department of Health. A person can be tested by more than one laboratory and can have both positive and negative results. **Therefore, the sum of the numbers in each column will be larger than the total number of people tested.**

Reporting lab	Inconclusive	Negative	Positive	Percent positive	Total
SOLE HEALTH LLC		22			22
ROCKLEDEGE REGIONAL MEDICAL CENTER		17	5	23%	22
FAMILY AND AFTER HOURS CARE		22			22
MORNINGSIDE MANOR & VILLA ADULT CARE C		22			22
BAYLOR GENETICS		10	12	55%	22
SUMMERGATE PHARMACY		20	2	9%	22
ADVANCED URGENT CARE CENTER		7	15	68%	22
FLORIDA PEDIATRICS		6	16	73%	22
CHARLOTTE CHD PORT CHARLOTTE		18	4	18%	22
NORTHWEST FLORIDA COMMUNITY HOSPITAL 3RD FLOOR		20	2	9%	22
OLIVE BRANCH HEALTH AND REHABILITATION CENTER			22	100%	22
DIACARTA INC.		22			22
NEW YORK METHODIST HOSPITAL		17	4	19%	21
MORRIS PARK URGENT CARE		18	3	14%	21
PALM BAY FAMILY PRACTICE		4	17	81%	21
UTAH DEPARTMENT OF HEALTH			21	100%	21
Wesley Place on Honeysuckle		19	2	10%	21
MINUTE CLINIC DIAGNOSTIC OF NEW JERSEY		20	1	5%	21
TIMBERLANE LODGE ALF	1	13	7	33%	21
LEE PHYSICIAN GROUP		18	3	14%	21
NEW YORK PRESBYTERIAN - ALLEN HOSPITAL		21			21
PHYSICIANS CARE		18	3	14%	21
ORLANDO FAMILY MEDICINE		7	14	67%	21
MINUTECLINIC DIAGNOSTIC OF TN PC #378		20	1	5%	21
MINUTECLINIC, LLC, DBA MINUTECLINIC #2544		20	1	5%	21
LPG PRIMARY CARE AT PINE ISLAND		19	2	10%	21
INTERNATIONAL MEDICAL LABORATORY INC		21			21
BLOCK NATION CHASE		13	8	38%	21
Grand Villa of Deerfield Beach		19	2	10%	21
UAH STUDENT HEALTH CENTER		14	7	33%	21
WILLAMETTE VALLEY TOXICOLOGY LLC		19	2	10%	21
ORTHOPAEDIC SURGERY CENTER		21			21
PRIMECARE OF DOTHAN-DALEVILLE CLINIC		16	5	24%	21
CONNECTDX		6	15	71%	21
FLUSHING HOSPITAL MEDICAL CENTER		17	4	19%	21
HALIFAX HEALTH URGENT CARE		3	18	86%	21
ARDEN COURTS OF WINTER SPRINGS		18	3	14%	21
GERALD J KIVETT MD		19	2	10%	21
COASTAL FAMILY PRACTICE		13	8	38%	21
Casa Mora Rehabilitation & Extended Care		21			21
ST JUDE CHILDRENS RESEARCH HOSPITAL		21			21
CL BRUMBACK PRIMARY CARE CLINIC LANTANA		2	19	90%	21
ERIC C MARSHAL MD, PC DBA MINUTECLINIC		20	1	5%	21
JEFFERSON K-12, A SOMERSET SCHOOL- CLINIC		17	4	19%	21
UPMC CHAUTAUQUA AT WCA LABORATORY		20	1	5%	21
CLINICAL PATHOLOGY LABORATORIES SOUTHEAST			21	100%	21
METROPOLITAN CHARITIES INC		19	2	10%	21

COVID-19: testing by laboratory

Data through Mar 16, 2021 verified as of Mar 17, 2021 at 09:25 AM

Data in this report are provisional and subject to change.

The numbers in the table below represent the number of Florida and non-Florida residents for whom test results were received by the Department of Health. A person can be tested by more than one laboratory and can have both positive and negative results. **Therefore, the sum of the numbers in each column will be larger than the total number of people tested.**

Reporting lab	Inconclusive	Negative	Positive	Percent positive	Total
ROCKLEDGE FAMILY HEALTH			21	100%	21
JOSEF SCHENKER MD PC DBA CENTERS URGENT		19	2	10%	21
CITY OF OCALA EMPLOYEE HEALTH AND WELLNESS CENTER		18	3	14%	21
HOWARD BEACH URGENT CARE		21			21
MINUTECLINIC, LLC, DBA MINUTECLINIC #5		18	3	14%	21
GUARDANT HEALTH		14	6	30%	20
WINSHIPS PHARMACY INC		20			20
ADIRONDACK MEDICAL CENTER		20			20
MEDICAL EXPRESS CORP		18	2	10%	20
FLORIDA MEDICAL CLINIC - MULTI SPECIALTY CAMPUS		7	13	65%	20
PONCE PLAZA NURSING & REHAB CENTER		4	16	80%	20
GRAND VILLA OF DEL RAY WEST		17	3	15%	20
REDITUS LABORATORIES			20	100%	20
EXPRESS CARE OF TAMPA BAY LLC		2	18	90%	20
SONATA BOYNTON BEACH		18	2	10%	20
HEALTHY MINORS, LLC.		20			20
LAKE WORTH MANOR		19	1	5%	20
Sovereign Laboratory Services, LLC		17	3	15%	20
BAY PEDIATRICS PA		18	2	10%	20
MINUTECLINIC DIAGNOSTIC OF ILLINOIS L		15	5	25%	20
GOOD SAMARITAN SOCIETY OF DAYTONA		16	4	20%	20
WINTER PARK FAMILY PRACTICE LLC		17	3	15%	20
ESTATES MEDICAL CENTER		12	8	40%	20
VIERA FAMILY MEDICINE AND WELLNESS		16	4	20%	20
BETHESDA HEALTH PHYSICIAN GROUP INC			20	100%	20
OHIO CVS STORES, LLC DBA		18	2	10%	20
BAYFRONT HMA CONVENIENT CARE, LLC		2	18	90%	20
TGH MEDICAL GROUP LABORATORY CARROLLWOOD			20	100%	20
POINT OF CARE CLINICS PRIMARY CARE		20			20
CONSOLIDATED LAB SERVICES		10	10	50%	20
DEPT OF VA MEDICAL CENTER - BAY PINES			20	100%	20
HOPE HEALTHCARE		20			20
SOUTH CAROLINA DEPARTMENT OF HEALTH			20	100%	20
HENDRY REGIONAL CORPORATE HEALTH			20	100%	20
ST VINCENTS AMBULATORY CARE INC DBA		17	3	15%	20
PROFESSIONAL PARK PEDIATRICS PA			20	100%	20
PEDIATRIC ASSOCIATES PA		17	3	15%	20
CARESPOT OF NOCATEE		1	19	95%	20
MINUTECLINIC DIAGNOSTICS MEDICAL GROUP		19	1	5%	20
SOUTH NASSAU COMMUNITIES HOSPITAL		16	4	20%	20
TENNESSEE DEPARTMENT OF HEALTH		15	5	25%	20
BROOKDALE MANDARIN CENTRAL		7	13	65%	20
MARQUES PEDIATRICS			20	100%	20
BEST MEDICAL CENTER		11	9	45%	20
ODYSSEY HEALTHCARE OF MARION COUNTY, LLC		19	1	5%	20
ROYAL PALM MEDICAL GROUP, INC		19			19
Citymd Of Lacey		16	3	16%	19

COVID-19: testing by laboratory

Data through Mar 16, 2021 verified as of Mar 17, 2021 at 09:25 AM

Data in this report are provisional and subject to change.

The numbers in the table below represent the number of Florida and non-Florida residents for whom test results were received by the Department of Health. A person can be tested by more than one laboratory and can have both positive and negative results. **Therefore, the sum of the numbers in each column will be larger than the total number of people tested.**

Reporting lab	Inconclusive	Negative	Positive	Percent positive	Total
BAYCARE MEDICAL GROUP INC			19	100%	19
MEDI STATION			19	100%	19
DOCTORS MEDICAL CENTER OF WALTON COUNTY CLINIC			19	100%	19
MINUTECLINIC DIAGNOSTIC PA		17	2	11%	19
FLORIDA HOSPITAL WINTER GARDEN		15	4	21%	19
OCEAN REEF MEDICAL CENTER, LLC			19	100%	19
ANYLABTESTNOW		6	13	68%	19
LOVING CARE OF THE TREASURE COAST LLC	1	13	5	26%	19
EMERALD COAST HOSPICE - CRESTVIEW		19			19
HARLEM HOSPITAL CENTER		18	1	5%	19
ASURANCE SCIENTIFIC LABORATORIES		19			19
NANO HEALTH ASSOCIATES LLC		19			19
STONE WASH CLINICAL LABORATORIES		2	17	89%	19
CARENOW URGENT CARE-BRENTWOOD		13	6	32%	19
GENTIVA HEALTH SERVICES		17	2	11%	19
MED HEALTH SERVICES		18	1	5%	19
BARTON FAMILY PRACTICE		8	11	58%	19
KINDRED HOSPITAL OCALA		16	3	16%	19
MONROE COUNTY DETENTION CENTER			19	100%	19
INTEGRATED REGIONAL LABORATORIES - LARGO			19	100%	19
SHELBY BAPTIST MEDICAL CENTER		14	5	26%	19
MICHELLE S PAGE MD PA		18	1	5%	19
ESOTERIX GENETIC LABORATORIES		16	3	16%	19
GRAND VILLA OF ORMOND BEACH		16	3	16%	19
CVS NC3516POCT WINSTON SALEM		17	2	11%	19
MCWHORTER SCHOOL OF PHARMACY		19			19
BRIDGEWAY HEALTH CLINICS INC			19	100%	19
JACKSON NORTH MEDICAL CENTER		2	17	89%	19
SEVEN RIVERS REGIONAL MEDICAL CENTER		5	14	74%	19
MINUTECLINIC DIAGNOSTIC OF TN PC #320		12	7	37%	19
COMMUNITY HOME HEALTH CARE		19			19
NO NAME		8	11	58%	19
REGENCY SQUARE MALL - SEARS		3	16	84%	19
A LILIKO'I PHARMACY LLC		18	1	5%	19
CARE POINT HEALTH & WELLNESS CENTER		19			19
CLERMONT ADVENTHEALTH CENTRA CARE		1	18	95%	19
ADEPT INPATIENT MEDICAL SERVICES PC		19			19
LAB INTERMARKET FACILITY LAB		1	18	95%	19
WELLMED AT LAKE COPELAND		13	6	32%	19
CENTRAL FLORIDA PEDIATRIC URGENT CARE LLC		17	2	11%	19
BAYVIEW MEDICAL		19			19
FLORIDA COMMUNITY HEALTH CENTER OF ST. LUCIE		1	18	95%	19
OCEANSIDE URGENT CARE		19			19
TEXAS DEPARTMENT OF STATE HEALTH SERVICES		3	16	84%	19
ALL PEDIATRIC CARE			19	100%	19
MULBERRY'S MOBILE PROVIDER SERVICES LLC□		5	14	74%	19
GRACE WELLNESS CENTER		8	11	58%	19

COVID-19: testing by laboratory

Data through Mar 16, 2021 verified as of Mar 17, 2021 at 09:25 AM

Data in this report are provisional and subject to change.

The numbers in the table below represent the number of Florida and non-Florida residents for whom test results were received by the Department of Health. A person can be tested by more than one laboratory and can have both positive and negative results. **Therefore, the sum of the numbers in each column will be larger than the total number of people tested.**

Reporting lab	Inconclusive	Negative	Positive	Percent positive	Total
Gulfport Rehabilitation Center		16	3	16%	19
TRINITY MEDICAL ASSOCIATES LLC			18	100%	18
1 TOUCH TOTALCARE SOLUTIONS		17	1	6%	18
ENCOMPASS HEALTH REHABILITATION HOSPITAL OF SARASOTA		18			18
BROWNE MEDICAL		16	2	11%	18
UM MILLER SCHOOL OF MEDICINE			18	100%	18
COLUMBIA MEMORIAL HOSPITAL		18			18
WALGREEN EASTERN CO, INC		18			18
GLEN OAKS URGENT CARE		17	1	6%	18
XPRESS WELLNESS URGENT CARE			18	100%	18
TOTAL RENAL LABORATORIES INC		13	5	28%	18
URGENT TEAM		15	3	17%	18
COLLEGE POINT URGENT CARE		15	3	17%	18
MINUTECLINIC DIAGNOSTIC OF NORTH CAROLINA PC		15	3	17%	18
CRANES VIEW LODGE			18	100%	18
CABOT RESERVE ON THE GREEN		18			18
ASCENSION ST VINCENT'S PRIMARY CARE		1	17	94%	18
AURORA DIAGNOSTICS		6	12	67%	18
ADVENT HEALTH - KISSIMMEE		6	12	67%	18
FOX FAMILY PRACTICE		18			18
FAMILY CARE CYPRESS CREEK		1	17	94%	18
CAREHERE- LCS LEESBURG			18	100%	18
MINUTECLINIC DIAGNOSTIC OF MICHIGAN PC		17	1	6%	18
Z UROLOGY		18			18
GENERAL INTERNAL MEDICINE MEDICAL CTR CLINIC		13	5	28%	18
MINUTECLINIC DIAGNOSTIC OF TN, PC 374		14	4	22%	18
ARTHREX MEDICAL CENTER EAST		14	4	22%	18
MOORINGS PARK OAKSTONE AT GREY OAKS		17	1	6%	18
MEDEMERGE		17	1	6%	18
MINUTECLINIC #8699		14	4	22%	18
ROSS MEDICAL GROUP			18	100%	18
ST ELIZABETH MEDICAL CENTER LABORATORY		17	1	6%	18
AUBURN COMMUNITY HOSPITAL		16	2	11%	18
URGENT CARE USA LLC		1	17	94%	18
HELIX DIAGNOSTICS			18	100%	18
THE VILLAGES HEALTH		12	6	33%	18
BAPTIST MEMORIAL HEALTH CARE		16	2	11%	18
MARION COUNTY HEALTH DEPARTMENT		17	1	6%	18
MIDNIGHT MEDICINE			18	100%	18
HARTFORD HOSPITAL ANCILLARY LAB		17	1	6%	18
ACCESS HEALTH CARE PHYSICIANS LLC		6	12	67%	18
BOZEMAN HEALTH DEACONESS HOSPITAL		13	5	28%	18
49D2045214PHYSICIAN OFFICEWAIVERMEDEXPRESS URGENT CARE - HARRISONBU		9	9	50%	18
ST CATHERINE OF SIENA HOSPITAL		16	2	11%	18
PPD - IXLAYER		17	1	6%	18
ADVANCED HEALTHCARE ASSOCIATES		16	2	11%	18
COMMONWEALTH OF MASSACHUSETTS			18	100%	18

COVID-19: testing by laboratory

Data through Mar 16, 2021 verified as of Mar 17, 2021 at 09:25 AM

Data in this report are provisional and subject to change.

The numbers in the table below represent the number of Florida and non-Florida residents for whom test results were received by the Department of Health. A person can be tested by more than one laboratory and can have both positive and negative results. **Therefore, the sum of the numbers in each column will be larger than the total number of people tested.**

Reporting lab	Inconclusive	Negative	Positive	Percent positive	Total
OSCEOLA ALF OPERATOR, LLC DBA□		18			18
GRAND VILLA OF ENGLEWOOD		13	5	28%	18
MINUTECLINIC DIAGNOSTIC OF RHODE ISLAND, LLC #590		17	1	6%	18
BAPTIST MEDICAL GRP URGENT CARE & OCC HEALTH AIRPO		18			18
DIXIE COUNTY HEALTH DEPARTMENT		11	7	39%	18
ST. JUDES LABORATORIES		12	6	33%	18
MADISON CORE LABORATORIES		17	1	6%	18
IONA COLLEGE HEALTH & WELLNESS CENTER		18			18
BASSETTI & ASSOCIATES, MD, PA			18	100%	18
TPCA CLINICAL LABORATORIES		15	3	17%	18
STATCARE URGENT AND WALK-IN MEDICAL CA		16	2	11%	18
BIG BEND HOSPICE INC		17			17
STATEN ISLAND UNIVERSITY HOSPITAL		16	1	6%	17
MARCO DRUGS AND COMPOUNDING		13	4	24%	17
INN AT LAKE SEMINOLE SQUARE, THE		17			17
MD PLUS URGENT CARE, LLC			17	100%	17
MAITLAND PRIMARY CARE		9	8	47%	17
BROOKDALE ST AUGUSTINE			17	100%	17
BAY COUNTY HEALTH DEPARTMENT		13	4	24%	17
PARRISH HEALTH CENTER		14	3	18%	17
UNIVERSITY LAB			17	100%	17
URGENT CARE AT LONGWOOD			17	100%	17
YUSRA MEDICAL ASSOCIATES PA		14	3	18%	17
PRIMARY CARE MEDICINE	1	13	3	18%	17
HEALTHCARE NOW			17	100%	17
PRATTVILLE BAPTIST HOSPITAL		13	4	24%	17
COAST MED URGENT CARE		16	1	6%	17
REGENEXX TAMPA BAY		14	3	18%	17
ALBIBI		1	16	94%	17
HOUSE CALLS PROFESSIONAL LLC		14	3	18%	17
CAREATC INC BRANDON	1	15	1	6%	17
WELLINGTON FAMILY PRACTICE		13	4	24%	17
FORT WALTON BEACH DEVELOPMENTAL CENTER		16	1	6%	17
BROOKDALE CROWN POINT			17	100%	17
ST VINCENT'S URGENT CARE		14	3	18%	17
SOMA MEDICAL CENTER # 4		2	15	88%	17
PRIMARY CARE WALK IN CLINIC PLLC			17	100%	17
RESOLVE MOLECULAR DIAGNOSTICS		13	4	24%	17
JESSIE TRICE COMMUNITY HEALTH SYSTEM, INC		1	16	94%	17
BAY BREEZE HEALTH AND REHABILITATION CENTER		9	8	47%	17
CARESPOT EXPRESS HEALTHCARE			17	100%	17
REOPEN DIAGNOSTICS			17	100%	17
MINUTECLINIC DIAGNOSTIC OF LOUISIANA,		16	1	6%	17
MINUTECLINIC, LLC #4230		14	3	18%	17
ROBERT WOOD JOHNSON UNIVERSITY HOSP		15	2	12%	17
UVMCM MICROBIOLOGY		16	1	6%	17
LAKELAND HILLS CENTER		10	7	41%	17

COVID-19: testing by laboratory

Data through Mar 16, 2021 verified as of Mar 17, 2021 at 09:25 AM

Data in this report are provisional and subject to change.

The numbers in the table below represent the number of Florida and non-Florida residents for whom test results were received by the Department of Health. A person can be tested by more than one laboratory and can have both positive and negative results. **Therefore, the sum of the numbers in each column will be larger than the total number of people tested.**

Reporting lab	Inconclusive	Negative	Positive	Percent positive	Total
VALLEY IMMEDIATE CARE		15	2	12%	17
IMMEDIATE CARE PA		15	2	12%	17
TENDER CARE ALF		17			17
MASSACHUSETTS GENERAL HOSPITAL		1	16	94%	17
THE CANOPY AT HARPER LAKE	1		16	94%	17
PALM BEACH GARDENS MEDICAL CENTER			17	100%	17
Floral Health and Rehabilitation, LLC		16	1	6%	17
GENETIC TECHNOLOGICAL INNOVATIONS			17	100%	17
DIEGO FALLON MD PA		6	11	65%	17
URGENT CARE WEST CLINIC		14	3	18%	17
UNIVERSITY OF ALABAMA - FUNGAL REFERENCE LABORATORY		12	5	29%	17
LAKE HOWARD HEIGHTS	1	14	2	12%	17
ELTINGVILLE CIRCLE URGENT CARE		15	1	6%	16
MEDEXPRESS URGENT CARE, MOON TOWNSHIP		15	1	6%	16
NORTH FLORIDA PHARMACY		14	2	13%	16
EAR NOSE & THROAT ASSOCIATES OF MANATEE PA		16			16
BAYFRONT MEDICAL			16	100%	16
AURORA UNIVERSITY WELLNESS CENTER		16			16
CRUCIAL CARE		10	6	38%	16
OKEECHOBEE HEALTHCARE FACILITY			16	100%	16
NOVANT HEALTH GOHEALTH URGENT CARE-HARRISBURG		8	8	50%	16
FORT HAMILTON URGENT CARE		16			16
BONIFAY NURSING AND REHABILITATION CENTER			16	100%	16
JS HEALTHCARE INC		16			16
PROMEDICA LABORATORIES		11	5	31%	16
WACO HHSSURGEWACO	1	14	1	6%	16
MC DIAGNOSTIC OF CONNECTICUT, PC #775		15	1	6%	16
MORTON PLANT MEASE			16	100%	16
OPTIMAL CARE PEDIATRICS		2	14	88%	16
STARLING AT NOCATEE			16	100%	16
ALL FLORIDA FAMILY & SPORTS MEDICINE		15	1	6%	16
CALLAWAY CLINIC		11	5	31%	16
MEDEXPRESS URGENT CARE - ROBINSON TWP, STEUBENVILLE PIKE		14	2	13%	16
LAKEWOOD RANCH MEDICAL CENTER CLINICAL LAB			16	100%	16
CARE NOW, INC		12	4	25%	16
Grand Villa of Dunedin		10	6	38%	16
MORTON PLANT NORTH BAY HOSPITAL			16	100%	16
CVS MINUTE CLINIC DIAGNOSTIC OF TEXAS LLC		12	4	25%	16
XERA MED RESEARCH			16	100%	16
CLEVELAND CLINIC			16	100%	16
PANAMA CITY VITAS HOSPICE		16			16
HODGES CLUSTER		2	14	88%	16
ENCOMPASS HOME HEALTH OF THE SOUTHEAST LLC		16			16
NORTHWEST FLORIDA SLEEP		1	15	94%	16
GREENSBORO PATHOLOGY LLC		16			16
ORANGE REGIONAL MEDICAL CENTER LABORATORY		13	3	19%	16
EC OPCO TIMBERLIN PARC LLC		16			16

COVID-19: testing by laboratory

Data through Mar 16, 2021 verified as of Mar 17, 2021 at 09:25 AM

Data in this report are provisional and subject to change.

The numbers in the table below represent the number of Florida and non-Florida residents for whom test results were received by the Department of Health. A person can be tested by more than one laboratory and can have both positive and negative results. **Therefore, the sum of the numbers in each column will be larger than the total number of people tested.**

Reporting lab	Inconclusive	Negative	Positive	Percent positive	Total
PEACHTREE IMMEDIATE CARE			16	100%	16
MEDICINE AT LONGWOOD		16			16
LYNN KEEFE, MD PEDIATRICS		13	3	19%	16
NORTHWEST FLORIDA ENT, PA		5	11	69%	16
MILLENNIUM PHYSICIAN GRP LLC NAPLES PINE RIDGE			16	100%	16
ADVENT HEALTH - ZEPHYRHILLS			16	100%	16
ST AUGUSTINE PLANTATION		1	15	94%	16
Lab MSMC Hialeah			16	100%	16
PRO HEALTH FAMILY PHYSICIANS, NYSTROM		16			16
JOSEPH MIGNOGNA		13	3	19%	16
STAT MEDICAL CLINIC III INC		10	6	38%	16
MEDEXPRESS URGENT CARE LEWISBURG		15	1	6%	16
MINUTECLINIC DIAGNOSTIC OF TN PC #6435		14	2	13%	16
WALGREEN		8	8	50%	16
COMMUNITY HEALTH OF SOUTH FLORIDA INC			16	100%	16
GRAND VILLA OF BOYNTON BEACH		15	1	6%	16
URGENT CARE CLINIC OF LINCOLN		14	2	13%	16
MINUTECLINIC MINUTECLINIC #8746		15	1	6%	16
INTERNAL MEDICINE ASSOCIATES & SPECIALTIES INC		15	1	6%	16
BVL PEDIATRICS		14	2	13%	16
SRMC AVALON		9	7	44%	16
CLEVELAND CLINIC FLORIDA		1	15	94%	16
MIRIMUS INC		1	15	94%	16
HEALTH CENTRAL HOSPITAL			16	100%	16
EDWARD S BENNETT MD PLLC		16			16
MEDEXPRESS URGENT CARE - TIMBERLAKE		15	1	6%	16
SOMA MEDICAL CENTER PA			16	100%	16
ST JOSEPH HOSPITAL		15	1	6%	16
MI CASA DORADA ASSISTED LIVING FACILIT		16			16
FAST TRACK URGENT CARE CENTER - TYRONE			16	100%	16
MEDLAB ASSOCIATES LLC		15			15
HUDSON VALLEY HOSPITAL CENTER LABORATORY		14	1	7%	15
AJU GEORGE MD PA			15	100%	15
NOVALIFE MEDSPA			15	100%	15
OAKMONTE VILLAGE OF DAVIE			15	100%	15
WALK IN URGENT CARE			15	100%	15
BAYCARE MEDICAL GROUP INC			15	100%	15
KETAMINE HEALTH CENTERS AT BONITA SPRINGS, LLC		15			15
MIAMI BEACH MEDICAL GROUP			15	100%	15
ORLANDO HEALTH		2	13	87%	15
FLORIDA MEDICAL CLINIC IM MLK		10	5	33%	15
Rehabilitation Center of the Palm Beaches		15			15
TNC WALK IN CLINIC		10	5	33%	15
TELEVISIT MALABAR PEDIATRICS		5	10	67%	15
BAPTIST PEDIATRICS		12	3	20%	15
PATHLINE			15	100%	15
ST ANTHONY'S HOSP PATIENT CARE SERVICE			15	100%	15

COVID-19: testing by laboratory

Data through Mar 16, 2021 verified as of Mar 17, 2021 at 09:25 AM

Data in this report are provisional and subject to change.

The numbers in the table below represent the number of Florida and non-Florida residents for whom test results were received by the Department of Health. A person can be tested by more than one laboratory and can have both positive and negative results. **Therefore, the sum of the numbers in each column will be larger than the total number of people tested.**

Reporting lab	Inconclusive	Negative	Positive	Percent positive	Total
SINAI HOSPITAL OF BALTIMORE		15			15
BAYFRONT FAMILY HEALTH CENTER			15	100%	15
TMH FSU RAPID LABORATORY		2	13	87%	15
BAPTIST MEDICAL CENTER EAST		11	4	27%	15
Astoria Health and Rehab		15			15
FLORIDA DEPARTMENT OF HEALTH IN HILLSBOROUGH COUNTY		1	14	93%	15
FAMILY CARE CENTER OF ARLINGTON		10	5	33%	15
ENCOMPASS HEALTH REHABILITATION HOSPITAL OF PANAMA CITY		10	5	33%	15
MILTON 4707		15			15
UNIVERSITY OF MIAMI MILLER SCHOOL			15	100%	15
OPTIONS FOR SENIORS INC DBA PALM KREST MANOR		12	3	20%	15
ADVENT HEALTH - WINTER HAVEN		8	7	47%	15
HEALTH MED HOME CARE, LLC		15			15
FAMILY CARE			15	100%	15
CUSTEAD CARE CENTER HAVEN HOSPICE		12	3	20%	15
HUNTINGTON URGENT CARE		14	1	7%	15
MEADOWCREST MOLECULAR DIAGNOSTICS, LLC			15	100%	15
CVS NC7047POCT DURHAM		15			15
BLOUNT MEMORIAL HOSPITAL		13	2	13%	15
DIATHERIX		13	2	13%	15
PRIMARY CARE SPECIALISTS OF ORLANDO LLC		12	3	20%	15
ESTATES MEDICAL CENTER INC		4	11	73%	15
EASTLAKE PEDIATRICS - TRINITY		15			15
CVS NC7588POCT ASHEVILLE		12	3	20%	15
BESSENT ROAD GROUP HOME		15			15
CLINIC OF PEDIATRICS & GI MEDICINE INC		1	14	93%	15
CVA MINUTE CLINIC DIAGNOSTIC OF VIRGINIA, LLC		15			15
UNAVAILABLE/UNKNOWN/NO INFORMATION FOUND			15	100%	15
HOLLEY-NAVARRE MEDICAL CLINIC		5	10	67%	15
MINUTECLINIC DIAGNOSTIC OF NORTH		14	1	7%	15
BRYAN WHITFIELD MEMORIAL HOSPITAL		10	5	33%	15
DESOTO HEALTH AND REHAB LLC		9	5	36%	14
ST CLOUD MEDICAL GROUP		12	2	14%	14
POLK CHD BARTOW		13	1	7%	14
OPIS ISLAND LAKE CENTER		13	1	7%	14
ADVENTHEALTH MEDICAL GROUP		10	4	29%	14
MADISON COUNTY HEALTH DEPARTMENT		7	7	50%	14
SARASOTA - ROBERT L TAYLOR COMMUNITY CENTER		1	13	93%	14
LONG ISLAND JEWISH VALLEY STREAM		13	1	7%	14
DAVITA DIALYSIS		4	10	71%	14
SOUTHEASTERN UNIVERSITY INC		14			14
TALLAHASSEE PRIMARY CARE ASSOCIATES PA		12	2	14%	14
1ST PRIORITY LAB SERVICES		14			14
CITY OF NAPLES FIRE RESCUE		12	2	14%	14
COMPREHENSIVE CHILDCARE ASSOCIATES		8	6	43%	14
SARNO FAMILY PRACTICE		1	13	93%	14
UC HEALTH UNIVERSITY HOSPITAL		11	3	21%	14

COVID-19: testing by laboratory

Data through Mar 16, 2021 verified as of Mar 17, 2021 at 09:25 AM

Data in this report are provisional and subject to change.

The numbers in the table below represent the number of Florida and non-Florida residents for whom test results were received by the Department of Health. A person can be tested by more than one laboratory and can have both positive and negative results. **Therefore, the sum of the numbers in each column will be larger than the total number of people tested.**

Reporting lab	Inconclusive	Negative	Positive	Percent positive	Total
NORTHWESTERN MEMORIAL HOSPITAL			14	100%	14
Terrace of Jacksonville			14	100%	14
FAMILY MEDICINE OF WESTON LLC		6	8	57%	14
MINUTE-CLINIC DIAGNOSTIC OF VIRGINIA		12	2	14%	14
EPIPHANY HEALTH		8	6	43%	14
RIVERSIDE COTTAGES AT THE SHORES, LLC			14	100%	14
PARROTT MEDICAL CLINIC			14	100%	14
MELBOURNE FAMILY PRACTICE		12	2	14%	14
MINUTECLINIC DIAGNOSTIC OF TN PC #566		12	2	14%	14
BERGEN NEW BRIDGE M		13	1	7%	14
FLORIDA MEDICAL CL ODOM TPA		4	10	71%	14
SMH PHYSICIAN SERVICES INC		13	1	7%	14
The Evangelical Lutheran Good Samaritan Society		14			14
MIAMI BEACH MEDICAL GROUP LLC			14	100%	14
CARENOW URGENT CARE-WEST END		9	5	36%	14
SOUTHEASTERN LABORATORY			14	100%	14
WALGREENS #04618		13	1	7%	14
GRAND VILLA OF LARGO		12	2	14%	14
ABC PEDIATRICS OF PORT ST LUCIE		12	2	14%	14
SIGMUND LABS LLC		14			14
ADVENTHEALTH MEDICAL GROUP PEDIATRICS AT		3	11	79%	14
CANCER RESEARCH LAB, BOB JONES UNIVERSITY		14			14
MONTEFIORE ST LUKE'S CORNWALL HOSPITAL		10	4	29%	14
BOCA SIMON		2	12	86%	14
HEALTHFIRST ADVENT HEALTH CENTRA CARE COCOA BEACH			14	100%	14
SOMA MEDICAL CENTER, PA #4 FLORIDA MANGO			14	100%	14
ALAN L MELOTEK MD		14			14
FG RAPID RESULTS LLC		8	6	43%	14
INDIANA STATE DEPARTMENT OF HEALTH		1	13	93%	14
STEWART MELBOURNE HOSPITAL, INC	1		13	93%	14
ALASKA PUBLIC HEALTH LAB		1	13	93%	14
SURGERY CENTER OF CORAL GABLES LLC,THE		11	3	21%	14
TLC FAMILY CARE HOME INC		14			14
TREASURE COAST URGENT CARE			14	100%	14
INTERMOUNTAIN CENTRAL LAB		1	13	93%	14
UNIVERSITY HOSPITAL UC HEALTH		10	4	29%	14
BROOKDALE DELAND			13	100%	13
NIGHT OWL PEDIATRICS URGENT CARE			13	100%	13
CAREATC			13	100%	13
HARBOR CHASE OF JACKSONVILLE			13	100%	13
SOUTHEAST FAMILY HEALTHCARE CENTER			13	100%	13
LEE COMMUNITY HEALTHCARE INC CAPE CORAL		13			13
GNT ASSOCIATES		12	1	8%	13
OCCUPATIONAL HEALTH CENTERS OF THE SOUTHWEST PA		12	1	8%	13
EAR NOSE AND THROAT ASSOCIATES OF MANATEE, P.A.		10	3	23%	13
MINUTE CLINIC		1	12	92%	13
WORLD WRESTLING ENTERTAINMENT			13	100%	13

COVID-19: testing by laboratory

Data through Mar 16, 2021 verified as of Mar 17, 2021 at 09:25 AM

Data in this report are provisional and subject to change.

The numbers in the table below represent the number of Florida and non-Florida residents for whom test results were received by the Department of Health. A person can be tested by more than one laboratory and can have both positive and negative results. **Therefore, the sum of the numbers in each column will be larger than the total number of people tested.**

Reporting lab	Inconclusive	Negative	Positive	Percent positive	Total
PREMIER LABORATORY SERVICES, LLC		5	8	62%	13
CVS MINUTE CLINIC DIAGNOSTIC PA		10	3	23%	13
GLENBROOKE AT PALM BAY			13	100%	13
Hackensack Umc Mountainside		12	1	8%	13
ROCKLEDGE		3	10	77%	13
MC DIAGNOSTIC OF CONNECTICUT, PC #1960		13			13
Sunnyside Care Center		13			13
HORIZON MEDICAL GROUP		11	2	15%	13
CORAL LANDING ASSISTED LIVING		11	2	15%	13
LIFE'S SPECIAL MOMENTS INC		13			13
NORTHERN WESTCHESTER HOSPITAL LABORATORY		11	2	15%	13
CLINICAL LABORATORY SERVICES			13	100%	13
MEDEXPRESS URGENT CARE - LAFAYETTE		12	1	8%	13
PASSPORT HEALTH OF TAMPA BAY		13			13
ESCAMBIA COMMUNITY CLINIC		2	11	85%	13
DEVEREUX FLORIDA CHILDRENS CENTER			13	100%	13
STATEN ISLAND UNIVERSITY HOSPITAL SEGUINE AVE		12	1	8%	13
FIRST CHOICE PEDIATRICS WINTER SPRINGS		11	2	15%	13
CVS MINUTE CLINIC DIAGNOSTIC OF WISCONSIN		13			13
AVALON MEDICAL WALK IN CLINIC			13	100%	13
VILLA OF KINGS AND QUEENS OF DELRAY		13			13
CVS HEALTH, #3396		13			13
CVS MINUTE CLINIC DIAGNOSTIC OF TN #6044		11	2	15%	13
UNDERGROUND FREE CLINIC		13			13
FLORIDA STATE HOSPITAL			13	100%	13
PROHEALTH CARE ASSOCIATES MOBILE		10	3	23%	13
MINUTECLINIC, LLC, DBA MINUTECLINIC #6		13			13
BELLEVUE HOSPITAL CENTER DEPARTMENT		13			13
COVANCE CENTRAL LABORATORY			13	100%	13
BROOKLYN HOSPITAL CENTER DOWNTOWN CAMPUS		13			13
MULBERRY CARE CENTER		7	6	46%	13
ACCESS HOME HEALTH OF FLORIDA LLC		13			13
MAINSTREET FAMILY SELECT		1	12	92%	13
MONTEFIORE MEDICAL CENTER LABORATORIES - WEILER		9	4	31%	13
VALDOSTA FAMILY MEDICINE		1	12	92%	13
CROSS CARE CENTER			13	100%	13
PARKWEST MEDICAL CENTER		11	2	15%	13
KIDSWOOD PEDIATRICS CORP		5	8	62%	13
RIVERSIDE MEDICAL GROUP		12	1	8%	13
BLUE SPRINGS SURGERY CENTER		13			13
CVS MINUTE CLINIC DIAGNOSTIC MED GRP OF CA		13			13
IN-OFFICE LAB		12	1	8%	13
MED LABS DIAGNOSTICS		8	5	38%	13
RAYMOND BASRI MD		13			13
BAYA URGENT CARE LLC		1	12	92%	13
KIMBERLY J HENDERSON MD PC		12	1	8%	13
ARNOT OGDEN MEDICAL CENTER LABORATORY		13			13

COVID-19: testing by laboratory

Data through Mar 16, 2021 verified as of Mar 17, 2021 at 09:25 AM

Data in this report are provisional and subject to change.

The numbers in the table below represent the number of Florida and non-Florida residents for whom test results were received by the Department of Health. A person can be tested by more than one laboratory and can have both positive and negative results. **Therefore, the sum of the numbers in each column will be larger than the total number of people tested.**

Reporting lab	Inconclusive	Negative	Positive	Percent positive	Total
LPG PRIMARY CARE AT BONITA BAY LIFESTYLE CENTER		12	1	8%	13
EFFINGER HEALTH, PA		13			13
VRL EUROFINs - HAWAII		13			13
MINUTECLINIC DIAGNOSTIC OF TN, PC 6438		11	2	15%	13
LUCID DIAGNOSTICS LABS			13	100%	13
ORCHID COVE		3	10	77%	13
URGENT MEDICAL CENTER INC		5	8	62%	13
DYNAMIC DNA LAB		1	12	92%	13
SHELBY COUNTY HEALTH CARE CORPORATION		10	3	23%	13
MEDEXPRESS URGENT CARE - SEMINOLE SQUA		11	2	15%	13
CITY OF CLEARWATER EMPLOYEE HEALTH CENTER		4	9	69%	13
BAPTIST PRIMARY CARE PONTE VEDRA		7	6	46%	13
MED TECH SERVICES OF PALM BEACH INC		13			13
CORNER OAK ESTATE LLC		13			13
PHELPS HOSPITAL LABORATORY		11	2	15%	13
ADVENT HEALTH - FOUR CORNERS ER		8	5	38%	13
KISSIMMEE VA OUTPATIENT CLINIC		12			12
BROWARD DIALYSIS			12	100%	12
CVS TN5639POCT FARRAGUT		10	2	17%	12
SAMARITAN MEDICAL CENTER		12			12
AVENTURA HOSPITAL AND MEDICAL CENTER			12	100%	12
ST PETER'S UNIVERSITY HOSPITAL		9	3	25%	12
MEDLABS DIAGNOSTICS		10	2	17%	12
DEPARTMENT OF PUBLIC HEALTH		12			12
HAVEN HOSPICE			12	100%	12
FLORIDA DEPARTMENT OF HEALTH WASHINGTON COUNTY		7	5	42%	12
APPLE DIAGNOSTICS LAB		5	7	58%	12
ACADIAN DIAGNOSTIC LABORATORIES		8	4	33%	12
YORKVILLE PEDIATRIC URGENT CARE		12			12
CVS MINUTE CLINIC, LLC		10	2	17%	12
MINUTECLINIC, LLC #1586		10	2	17%	12
SOMA MEDICAL CENTER, P.A.			12	100%	12
LEE COMMUNITY HEALTHCARE INC NORTH FORT MYERS		12			12
LEON CHD		12			12
CULINARY INSTITUTE OF AMERICA STUDENT	3	9			12
COLLIER COUNTY HEALTH DEPT.		7	5	42%	12
BROOKDALE CITRUS			12	100%	12
BAPTIST HEALTH			12	100%	12
LAB UNKNOWN		1	11	92%	12
MEDEXPRESS URGENT CARE- MARYLAND		11	1	8%	12
GEORGE W FERGUSON MD-CONCIERGE MEDICAL SERVICES PL		11	1	8%	12
GULF COAST MEDICAL GROUP		5	7	58%	12
LEHIGH VALLEY HOSPITAL		3	9	75%	12
CARE FAST MURABELLA		7	5	42%	12
TMH PHYSICIAN PARTNERS - MONTICELLO		10	2	17%	12
LIFE CARE OF PORT SAINT LUCIE		3	9	75%	12
PT&J REHAB - VILLAGE OF ROYAL PALM BEACH		12			12

COVID-19: testing by laboratory

Data through Mar 16, 2021 verified as of Mar 17, 2021 at 09:25 AM

Data in this report are provisional and subject to change.

The numbers in the table below represent the number of Florida and non-Florida residents for whom test results were received by the Department of Health. A person can be tested by more than one laboratory and can have both positive and negative results. **Therefore, the sum of the numbers in each column will be larger than the total number of people tested.**

Reporting lab	Inconclusive	Negative	Positive	Percent positive	Total
NAPLES GREEN VILLAGE		12			12
MEDEXPRESS URGENT CARE - MONROE		12			12
FHCP-PORT ORANGE		3	9	75%	12
MEDEXPRESS URGENT CARE-ALTOONA		10	2	17%	12
OHIO STATE UNIVERSITY MEDICAL CENTER			12	100%	12
FLORIDA DEPT OF HEALTH		4	8	67%	12
THE PLAZA AT PARKSQUARE		12			12
MINUTE CLINIC DIAGNOSTIC OF TEXAS, LLC		12			12
GADSDEN REGIONAL MEDICAL CENTER		12			12
SENIOR HOME CARE INC		12			12
VERITAS RESEARCH CORP			12	100%	12
MI2297090CV HOLLAND-23D2189684		12			12
MINUTECLINIC DIAGNOSTIC OF TN, PC 4992		12			12
MERCY MEDICAL CENTER		5	7	58%	12
FAMILY MEDICINE AT LONGWOOD			12	100%	12
Lady Lake Specialty Care			12	100%	12
ADVENTHEALTH MEDICAL GROUP CARE CLINIC AT		8	4	33%	12
NATIONAL GENETICS INST LABCORP		4	8	67%	12
FAMILY MEDICINE AT HUNTERS CREEK		12			12
ORLANDO ORTHOPAEDIC OUTPATIENT SURGERY CENTER		8	4	33%	12
METHODIST MEDICAL CENTER		9	3	25%	12
PRIMECARE AT PORT ORANGE			12	100%	12
WELLMED AT PORT ST LUCIE WEST		8	4	33%	12
ORMOND MEDICAL ARTS		3	9	75%	12
AVALON FAMILY RESORT ASSISTED LIVING LLC		12			12
CVS NY491POCT JACKSON HEIGHTS		12			12
MEDEXPRESS URGENT CARE - CHRISTIANBURG		8	4	33%	12
URGENT CARE OF NEW YORK		12			12
ADVENT HEALTH MEDICAL GROUP FAMILY AND INTERNAL MEDICINE AT AVALON PAR		11	1	8%	12
SEBRING PEDIATRICS LLC			12	100%	12
WOODLAND TOWERS		6	6	50%	12
MERIDIAN AT WATERWAYS, THE		10	2	17%	12
MC DIAGNOSTIC OF CONNECTICUT PC #459		12			12
MINUTECLINIC, LLC, #4160		9	3	25%	12
MONTEFIORE NYACK HOSPITAL AFFILIATED LABORATORY		11	1	8%	12
MINUTECLINIC DIAGNOSTIC OF TN PC #6363		11	1	8%	12
CVS TX8321POCT MCKINNEY		12			12
MC DIAGNOSTIC OF CONNECTICUT, PC # 257		11	1	8%	12
VILLA HEALTH NH LLC		10	2	17%	12
GLEN OAKS HEALTH AND REHABILITATION CENTER			12	100%	12
SUMMIT ATLANTIC SURGERY CENTER		12			12
CARROLL GARDENS URGENT CARE		12			12
MIRACLE ALF INC		12			12
IREPERTOIRE_MOL_LAB		12			12
ASHRAF MEDICAL GROUP PLLC DBA PULSE M		11	1	8%	12
RUSSELL MEDICAL CENTER		11	1	8%	12
SUWANNEE COUNTY JAIL		11	1	8%	12

COVID-19: testing by laboratory

Data through Mar 16, 2021 verified as of Mar 17, 2021 at 09:25 AM

Data in this report are provisional and subject to change.

The numbers in the table below represent the number of Florida and non-Florida residents for whom test results were received by the Department of Health. A person can be tested by more than one laboratory and can have both positive and negative results. **Therefore, the sum of the numbers in each column will be larger than the total number of people tested.**

Reporting lab	Inconclusive	Negative	Positive	Percent positive	Total
PANCARE HEALTH - WEWA ELEMENTARY			12	100%	12
INNOVATIVE RESEARCH OF WEST FLORIDA		9	3	25%	12
CVS NC187POCT CHARLOTTE		11	1	8%	12
MINUTECLINIC DIAGNOSTIC OF NEW MEXICO		11			11
REDMED CLINIC OF ARLINGTON		10	1	9%	11
AZALEA HEALTH		2	9	82%	11
ILLINOIS DEPT OF PUBLIC HEALTH LAB - SPRINGFIELD			11	100%	11
UMHC/SYLVESTER AT KENDALL		1	10	91%	11
CARENOW URGENT CARE-DONELSON		8	3	27%	11
CONSULATE HEALTH CARE OF PENSACOLA			11	100%	11
ASSOCIATES MD CYPRESS CREEK			11	100%	11
ALCOVE ASSISTED LIVING FACILITY		11			11
BRIDGE DIAGNOSTICS			11	100%	11
JOHNS HOPKINS MEDICAL LABORATORIES		1	10	91%	11
RICH STREET GROUP HOME		4	7	64%	11
WANTAGH URGENT CARE		8	3	27%	11
GAMMA DIAGNOSTIC LAB LLC			11	100%	11
CARINGTON MANOR		11			11
ALPHA PHARMACY		8	3	27%	11
EVIVIA		11			11
MINUTECLINIC DIAGNOSTIC OF TN PC #6415		10	1	9%	11
MINUTECLINIC DIAGNOSTIC OF PA, LLC (1036)		9	2	18%	11
NIGHT LITE PEDIATRICS CENTER, LLC		1	10	91%	11
JOHN W NORRIS III MD PA	1		10	91%	11
MHHS All Lab Subsection		11			11
Rosewood Healthcare and Rehabilitation Center		5	6	55%	11
VITAS HEALTH INC		5	6	55%	11
DMH STEINHATCHEE FAMILY MEDICINE		8	3	27%	11
VIRTUA WEST JERSEY HOSPITAL VOORHEES		9	2	18%	11
MOUNT DORA PEDIATRICS		9	2	18%	11
Hialeah Nursing And Rehabilitation Center		6	5	45%	11
FAMILY PRACTICE ON THE GO		6	5	45%	11
MINUTECLINIC DIAGNOSTIC OF ILLINOIS LL		9	2	18%	11
FLORIDA HOSPITAL PHYSICIAN GROUP		3	8	73%	11
URGENT TEAM MANAGEMENT OF TENNESSEE		10	1	9%	11
VA MEDICAL CENTER			11	100%	11
St. Annes Nursing Center, St. Annes Residence, Inc.		11			11
ADVENTIST HEALTH SYSTEM FLORIDA DEPT OF HEALTH		7	4	36%	11
MEDEXPRESS URGENT CARE MONACA		11			11
WATSON HEALTHCARE		8	3	27%	11
PHYSICIANS REGIONAL MEDICAL CTR - COLLIER BLVD			11	100%	11
FRUITVILLE URGENT CARE			11	100%	11
WELLMED AT SOUTH PARSONS		9	2	18%	11
ACCENTCARE		11			11
VIBRANT AMERICA		9	2	18%	11
CREATIVE TESTING SOLUTIONS		4	7	64%	11
MINUTECLINIC DIAGNOSTIC OF RHODE ISLAND		8	3	27%	11

COVID-19: testing by laboratory

Data through Mar 16, 2021 verified as of Mar 17, 2021 at 09:25 AM

Data in this report are provisional and subject to change.

The numbers in the table below represent the number of Florida and non-Florida residents for whom test results were received by the Department of Health. A person can be tested by more than one laboratory and can have both positive and negative results. **Therefore, the sum of the numbers in each column will be larger than the total number of people tested.**

Reporting lab	Inconclusive	Negative	Positive	Percent positive	Total
MINUTECLINIC DIAGNOSTIC OF TEXAS LLC		9	2	18%	11
MINUTE CLINIC LLC #5733		11			11
CARENOW URGENT CARE-HERMITAGE		7	4	36%	11
ELITE HOME HEALTH SERVICES		11			11
MEDICAL CENTER AFFILIATES WEST PALM			11	100%	11
CVS NC2357POCT HUNTERSVILLE		9	2	18%	11
GENOPTIX MEDICAL LABORATORY		10	1	9%	11
TROPICANA		5	6	55%	11
MINUTE CLINIC DIAGNOSTIC OF SOUTH CAROLINA		9	2	18%	11
THE TERRACE OF SAINT CLOUD		9	2	18%	11
RED MOUNTAIN DIAGNOSTICS		11			11
LMH SKILLED NURSING UNIT		11			11
CVS NV3210POCT LAS VEGAS		11			11
BRONSON FIRE DEPARTMENT		11			11
CARLOS PORTU MD, PLLC			11	100%	11
PALM BEACH PATHOLOGY		9	2	18%	11
KINGS BAY PEDIATRICS LLC		7	4	36%	11
LONGWOOD PEDIATRICS LLC			11	100%	11
Solaris Healthcare Pensacola			11	100%	11
WINTER PARK CARE AND REHABILITATION			11	100%	11
CVS CA9165POCT SAN DIEGO		11			11
TELEVISIT PALM BAY FAMILY PRACTICE		9	2	18%	11
AIM LABORATORIES			11	100%	11
BIOTECH CLINICAL LABORATORIES, INC.		1	10	91%	11
IGENEX INC		11			11
SOUTH FLORIDA BAPTIST HOSPITAL			11	100%	11
UNIVERSITY CENTRA CARE		10	1	9%	11
MEYER PEDIATRICS CHTD		11			11
ANYLABTEST NOW		4	7	64%	11
HEALTH NETWORK LABORATORIES		7	4	36%	11
MINUTECLINIC LLC (1435)		10	1	9%	11
SEMORAN FAMILY HEALTH LLC		10	1	9%	11
MINUTECLINIC DIAGNOSTIC OF SC, LLC #2		10	1	9%	11
PINELLAS COUNTY HEALTH DEPARTMENT		2	9	82%	11
45TH 1		11			11
GENESIS		7	4	36%	11
DOC PAM PA		10	1	9%	11
HNL LAB MEDICINE		8	3	27%	11
St Joseph's Hospital & Medical Center		10	1	9%	11
MINUTECLINIC INCORPORATE, LLC		9	2	18%	11
PRIME MEDICAL CARE, LLC		11			11
MINUTECLINIC, LLC #244		10	1	9%	11
NORTH OKALOOSA PHYSICIAN GROUP		10	1	9%	11
PRIMECARE ACQUISITION FAMILY PRACTICE INC		11			11
MINUTECLINIC DIAGNOSTIC OF NORTH CAROLINA, PC		10	1	9%	11
LAKE NONA MEDICAL SERVICES		3	7	70%	10
EMERGENCY MEDICAL CENTER		4	6	60%	10

COVID-19: testing by laboratory

Data through Mar 16, 2021 verified as of Mar 17, 2021 at 09:25 AM

Data in this report are provisional and subject to change.

The numbers in the table below represent the number of Florida and non-Florida residents for whom test results were received by the Department of Health. A person can be tested by more than one laboratory and can have both positive and negative results. **Therefore, the sum of the numbers in each column will be larger than the total number of people tested.**

Reporting lab	Inconclusive	Negative	Positive	Percent positive	Total
ALABAMA DEPARTMENT OF PUBLIC HEALTH		1	9	90%	10
VETERNANS ADMINISTRATION			10	100%	10
FLEMING ISLAND CENTER FOR CLINICAL RESEARCH		10			10
ONEIDA HEALTHCARE CENTER		8	2	20%	10
Westchester General Hospital			10	100%	10
ATMORE NURSING CENTER		9	1	10%	10
COLLIER HMA PHYSICIAN MANAGEMENT, LLC		2	8	80%	10
NOT INDICATED		1	9	90%	10
CARENOW URGENT CARE - EAST NASHVILLE		8	2	20%	10
CENTRAL JERSEY URGENT CARE OF EATONTOW		9	1	10%	10
MISSOURI DEPARTMENT OF HEALTH AND SENIOR SERVICES			10	100%	10
MOSOLF PEDIATRICS			10	100%	10
BELLE GLADES HEALTH CLINIC			10	100%	10
MINUTE CLINIC LLC #2775		9	1	10%	10
BOCA RATON REGIONAL HOSPITAL LAB			10	100%	10
HCR MANORCARE		10			10
DHMD		10			10
PEPIN ACADEMIES-PASCO		10			10
BAYSIDE LABORATORIES INC		10			10
VIGILINT HEALTHCARE		8	2	20%	10
MC DIAGNOSTIC OF CONNECTICUT, PC #1966		10			10
MEDI-DRUG INC		9	1	10%	10
VITALANT		1	9	90%	10
MAINSTREET FAMILY CARE			10	100%	10
VASCONCELLO COHEN MD PA		9	1	10%	10
METHODIST HOSPITAL			10	100%	10
URGENT CARE CENTER AT PINNACLE		4	6	60%	10
TENNESSEE DEPARTMENT OF HEALTH (TDH) - CENTRAL LABORATORY		2	8	80%	10
SUPERIOR RESIDENCES OF CLERMONT		2	8	80%	10
CORONA PATHOLOGY		10			10
NORTON HEALTHCARE			10	100%	10
MEDEXPRESS URGENT CARE - SALEM		6	4	40%	10
BAYONET POINT HOSPITAL			10	100%	10
CHILDREN'S HEALTHCARE OF ATLANTA/EGLESTON		10			10
COMMUNITY HEALTH CENTER		2	8	80%	10
GRACE COMMUNITY PHARMACY			10	100%	10
West Gate Village, LLC		10			10
INTEGRATED FAMILY MEDICAL CENTER			10	100%	10
PBC PREMIER FAMILY HEALTH			10	100%	10
PALM BEACH CDH - DELRAY BEACH			10	100%	10
DES PLAINES CLINICAL LAB		3	7	70%	10
THE MARY IMOGENE BASSETT HOSPITAL		10			10
WESTPAC LABS INC	1		9	90%	10
URGENT CARE & FAMILY PRACTICE CENTER			10	100%	10
CROSSROADS URGENT CARE, PLLC		10			10
FAMILY HEALTH CENTER AT PORT ST JOHN		4	6	60%	10
SAMARITAN HOSPITAL LABORATORY		9	1	10%	10

COVID-19: testing by laboratory

Data through Mar 16, 2021 verified as of Mar 17, 2021 at 09:25 AM

Data in this report are provisional and subject to change.

The numbers in the table below represent the number of Florida and non-Florida residents for whom test results were received by the Department of Health. A person can be tested by more than one laboratory and can have both positive and negative results. **Therefore, the sum of the numbers in each column will be larger than the total number of people tested.**

Reporting lab	Inconclusive	Negative	Positive	Percent positive	Total
SAVANNAH MANOR ASSISTED LIVING COMMUNITY			10	100%	10
ADVENTIST HEALTH SYSTEM		9	1	10%	10
ACCESS PHARMACY		10			10
PANCARE HEALTH - VERNON ELEMENTARY			10	100%	10
CVS MINUTE CLINIC DIAGNOSTIC OF VIRGINIA		10			10
RICHMOND UNIVERSITY MEDICAL CENTER		8	2	20%	10
Avalon Healthcare and Rehabilitation Center			10	100%	10
MAIMONIDES MEDICAL CENTER		7	3	30%	10
AMERICAN HOUSE FORT MYERS		10			10
LAKE BALDWIN CBOC		9	1	10%	10
ST MARYS MEDICAL CENTER			10	100%	10
CBC LAB		3	7	70%	10
GRAND AVE PHARMACY		1	9	90%	10
ISLAND COAST PEDIATRICS IN-HOUSE LAB		10			10
APPALACHIAN REGIONAL HEALTHCARE SYSTEM		10			10
Signature Healthcare of Savannah		10			10
KEY TRAINING CENTER			10	100%	10
MEDEXPRESS URGENT CARE-KATY		7	3	30%	10
HIGH TOWER ALF LLC		9	1	10%	10
GLADES COUNTY DETENTION CENTER		1	9	90%	10
AFC URGENT CARE - CEDAR GROVE		10			10
PHASE2 LABS	2	6	2	20%	10
MEDEXPRESS URGENT CARE - BENTON HARBOR		10			10
ARBORS OF GULF BREEZE, THE		8	2	20%	10
LUXOR SCIENTIFIC LLC		1	9	90%	10
Maury Regional Hospital		6	4	40%	10
MINUTECLINIC DIAGNOSTIC OF OKLAHOMA		8	2	20%	10
GRAND VILLA OF DELRAY EAST		10			10
VENICE GREEN VILLAGE		3	7	70%	10
MEDEXPRESS URGENT CARE PARKERSBURG		8	2	20%	10
PLYMOUTH HARBOR INCORPORATED		9	1	10%	10
KIDSVILLE PEDIATRICS			10	100%	10
BEAUMONT LABORATORY			10	100%	10
DELIVER MY MEDS CORP		10			10
RHODE ISLAND DEPARTMENT OF HEALTH			10	100%	10
MEDEX REGIONAL LABORATORIES LLC		1	9	90%	10
MINUTECLINIC, LLC #1492		10			10
PRORENATA LABS		2	8	80%	10
CVS MINUTE CLINIC DIAGNOSTIC PA #3060		9	1	10%	10
MEDICAL LABORATORY DIAGNOSTICS			10	100%	10
BROOKDALE PANAMA CITY		9	1	10%	10
ALACHUA			10	100%	10
PERSONAL PEDIATRICS PA		7	3	30%	10
LAKE CO SCHOOLS EMPLOYEE HEALTH & WELLNESS CENTER	1	7	2	20%	10
MONROE COUNTY HOSPITAL		7	3	30%	10
NEW JERSEY DEPARTMENT OF HEALTH COMMUNICABLE DISEASE SERVICE		3	7	70%	10
NEW YORK PRESBYTERIAN - LOWER MANHATTAN		10			10

COVID-19: testing by laboratory

Data through Mar 16, 2021 verified as of Mar 17, 2021 at 09:25 AM

Data in this report are provisional and subject to change.

The numbers in the table below represent the number of Florida and non-Florida residents for whom test results were received by the Department of Health. A person can be tested by more than one laboratory and can have both positive and negative results. **Therefore, the sum of the numbers in each column will be larger than the total number of people tested.**

Reporting lab	Inconclusive	Negative	Positive	Percent positive	Total
RPC@HODGES		2	8	80%	10
MEDEXPRESS URGENT CARE - WINCHESTER GATEWAY		8	2	20%	10
MOLECULAR PATHOLOGY LABORATORY			10	100%	10
CLEVELAND TENNESSEE HOSPITAL COMPANY		9	1	10%	10
MEDEXPRESS URGENT CARE - PANTOPS		9	1	10%	10
HIRAM COLLEGE HEALTH CENTER (ABBOTT)		10			10
BROWARD HEALTH CARE			10	100%	10
MEDEXPRESS URGENT CARE CHARLESTON		6	4	40%	10
MINUTE CLINIC DIAGNOSTIC OF TN PC #64		9			9
BUENA VIDA ESTATES			9	100%	9
MINUTECLINIC #8760		9			9
ROSECASTLE			9	100%	9
ILLINOIS DEPARTMENT OF PUBLIC HEALTH		1	8	89%	9
UCARE			9	100%	9
BAYFRONT HEALTH ST PETERSBURG		8	1	11%	9
FLORIDA MENTOR		7	2	22%	9
GRAND VILLA OF MELBOURNE		7	2	22%	9
NATURE COAST REGIONAL MEDICAL CENTER			9	100%	9
FAMILY PRACTICE OF DAVIE INC			9	100%	9
PEDIATRIC HEALTH CARE ALLIANCE			9	100%	9
BERRYHILL MANOR		9			9
OMNI			9	100%	9
WADSWORTH CENTER - DAVID AXELROD INSTITUTE		8	1	11%	9
GUIDEWELL EMERGENCY MEDICINE DOCTORS LLC #33		5	4	44%	9
VILLAGE PLACE HEALTH AND REHAB		9			9
CVS MINUTE CLINIC DIAGNOSTIC OF TN #3293		9			9
MIDMICHIGAN MEDICAL CENTER			9	100%	9
CVS PHARMACY NO 274		9			9
ANY LAB TEST NOW INC			9	100%	9
MICHIGAN DEPARTMENT OF COMMUNITY HEALTH		1	8	89%	9
ENCOMPASS HOME HEALTH OF THE SOUTHEAST LLC		9			9
CVS MINUTE CLINIC DIAGNOSTIC OF TEXAS, LLC		9			9
CVS TN5601POCT LENOIR CITY		9			9
PENSACOLA CLUSTER			9	100%	9
LOREY ALF		9			9
ORLANDO MEDICAL CENTER PL		1	8	89%	9
NEMOURS CHILDREN'S PRIMARY CARE VERO BEACH			9	100%	9
WINDSOR OF SAN PABLO, THE		6	3	33%	9
OUR HOME AT BEACON HILL			9	100%	9
NORTHSHORE UNIVERSITY HEALTHSYSTEM EVANSTON HOSPITAL LAB			9	100%	9
OPTUM SILVER LAKES			9	100%	9
CVS PA6902POCT BRYN MAWR		7	2	22%	9
WINTER PARK INTERNAL MEDICINE MD PA		7	2	22%	9
CLAYMED OF NORTH FLORIDA			9	100%	9
ST JUDE LABORATORIES		7	2	22%	9
MEDEXPRESS URGENT CARE - BEECH GROVE		8	1	11%	9
REMISE OCCUPATIONAL HEALTH SOLUTIONS INC			9	100%	9

COVID-19: testing by laboratory

Data through Mar 16, 2021 verified as of Mar 17, 2021 at 09:25 AM

Data in this report are provisional and subject to change.

The numbers in the table below represent the number of Florida and non-Florida residents for whom test results were received by the Department of Health. A person can be tested by more than one laboratory and can have both positive and negative results. **Therefore, the sum of the numbers in each column will be larger than the total number of people tested.**

Reporting lab	Inconclusive	Negative	Positive	Percent positive	Total
NORTHWEST FLORIDA COMMUNITY HOSPITAL LABORATORY		8	1	11%	9
COLLIER BLVD HMA PHYSICIAN MANAGEMENT,, LLC			9	100%	9
ADVENTHEALTH MEDICAL GROUP PEDIATRIC & ADOLESCENT		8	1	11%	9
MINUTECLINIC, LLC #4682		5	4	44%	9
Fouraker Hills Rehab and Nursing			9	100%	9
PATEL MEDICAL VENTURES		8	1	11%	9
ORLANDO HEALTH PHYSICIAN ASSOCIATES		4	5	56%	9
MINUTECLINIC DIAGNOSTIC OF MINNESOTA		9			9
MINUTE CLINIC DIAGNOSTIC OF SC, LLC #42		8	1	11%	9
MINUTECLINIC DIAGNOSTICS OF IND, LLC		9			9
CVS MINUTE CLINIC DIAG OF IND, LLC #6549		9			9
HAWTHORNE INN OF LAKE LAND		9			9
FLORIDA CENTER FOR DERMATOLOGY LABORATORY			9	100%	9
CARENOW URGENT CARE-GREEN HILLS		9			9
MINUTECLINIC DIAGNOSTIC OF VIRGINIA, LLC #1416		8	1	11%	9
MINUTECLINIC, LLC, MINUTECLINIC #7637		7	2	22%	9
MINUTE CLINIC INCORPORATE		9			9
UF HEALTH		1	8	89%	9
GOOD SAMARITAN MEDICAL CENTER			9	100%	9
WESTERN NEW YORK IMMEDIATE MEDICAL CAR		9			9
ORANGE PARK PEDIATRIC ASSOCIATES		1	8	89%	9
LAKEVIEW HEALTH SYSTEMS			9	100%	9
DYNAMIC HEALTH CENTERS INC		5	4	44%	9
ENCORE AT BOCA RATON, THE			9	100%	9
MOBILE RESPONSE DIAGNOSTICS LLC		8	1	11%	9
CVS TX10016POCT PRINCETON		9			9
MINUTE-CLINIC DIAGNOSTIC OF VIRGINIA, LLC		9			9
WESTCHESTER GENERAL HOSPITAL BLOOD GAS LAB			9	100%	9
MEDEXPRESS URGENT CARE - SWANSEA, N ILLINOIS ST		8	1	11%	9
CHILDREN'S HEALTH CENTER INC.		7	2	22%	9
CVS NJ617POCT CEDAR GROVE		8	1	11%	9
Consulate Health Care of Brandon		7	2	22%	9
ROSEMONT GARDENS INC		9			9
FLORIDA HOSPITAL WINTER PARK		7	2	22%	9
ALLIANCE HEALTH AND REHABILITATION CENTER		9			9
LPG PRIMARY CARE AT CAPE CORAL PARKWAY		8	1	11%	9
NIGHT LITE PEDIATRICS CENTER		1	8	89%	9
CVS MO8590POCT KANSAS CITY		5	4	44%	9
VETERANS AFFAIRS MEDICAL CENTER - OUTPATIENT			9	100%	9
KEY WEST URGENT CARE, INC		3	6	67%	9
PRECISION GENETICS			9	100%	9
ST CLOUD COMPOUNDING PHARMACY & WELLNESS CENTER		8	1	11%	9
MINUTECLINIC, LLC #1470		9			9
LANE PEDIATRICS PA			9	100%	9
PALM BAY URGENT CARE PL		1	8	89%	9
MINUTE CLINIC LLC #1448		8	1	11%	9
GRAND VILLA OF PALM COAST		9			9

COVID-19: testing by laboratory

Data through Mar 16, 2021 verified as of Mar 17, 2021 at 09:25 AM

Data in this report are provisional and subject to change.

The numbers in the table below represent the number of Florida and non-Florida residents for whom test results were received by the Department of Health. A person can be tested by more than one laboratory and can have both positive and negative results. **Therefore, the sum of the numbers in each column will be larger than the total number of people tested.**

Reporting lab	Inconclusive	Negative	Positive	Percent positive	Total
UHEALTH UNIVERSITY OF MIAMI			9	100%	9
PINELLAS PARK FIRE DEPARTMENT		9			9
MAGNOLIA MANOR			9	100%	9
RIVERVIEW REGIONAL MEDICAL CENTER		7	2	22%	9
WINDSOR OF GAINESVILLE		9			9
GCPM MANUAL MICROBIOLOGY		1	8	89%	9
BRENNITY AT VERO BEACH, THE			9	100%	9
ASSOCIATES IN MEDICINE		7	2	22%	9
MD NOW MEDICAL CENTERS, INC.		7	2	22%	9
CVS MINUTE CLINIC DIAGNOSTIC		8	1	11%	9
CHEMISYS LABORATORIES		1	8	89%	9
JOHNS HOPKINS ALL CHILDRENS			9	100%	9
MEDEXPRESS URGENT CARE-LATROBE		9			9
ST JOSEPH WOMENS HOSPITAL			9	100%	9
LIFELINK TISSUE BANK D/B/A LIFELINK TISSUE BANK		8	1	11%	9
PREMIUM HEALTH CARE			9	100%	9
MINUTECLINIC, LLC, DBA MINUTECLINIC #6106		7	2	22%	9
SOMA MEDICAL CENTER PA #4			9	100%	9
NASCAR EVENT MANAGEMENT, LLC		9			9
INSPIRED LIVING AT PALM BAY		7	2	22%	9
FAST PACE MEDICAL CLINIC PLLC		7	2	22%	9
CARENOW URGENT CARE-MT JULIET		8	1	11%	9
MINUTECLINIC DIAGNOSTIC OF NEW JERSEY, LLC # 7069		9			9
Manor Care of Dunedin		6	3	33%	9
UNIVERSITY MEDICAL CENTER		8	1	11%	9
LAKE NONA MEDICAL SERVICE LLC		9			9
MINUTECLINIC, LLC #4507		9			9
DR PHILLIPS MEDICAL WELLNESS CENTER		9			9
DAVID LAWRENCE CENTER INC		7	2	22%	9
GENEUS DIAGNOSTICS			8	100%	8
ARCHBOLD MEMORIAL HOSPITAL/LAB		3	5	63%	8
ROBERT WOOD JOHNSON HOSPITAL		7	1	13%	8
MINUTECLINIC DIAG OF IND, LLC #6697		8			8
ST. JOSEPH HOSPITAL AND HEALTH CARE INC.			8	100%	8
DOCTOR'S IN HOUSE LAB			8	100%	8
CVS HEALTH MINUTE CLINIC		1	7	88%	8
FOUNTAINVIEW BY FIVE STAR QUALITY CARE		7	1	13%	8
VENICE REGIONAL MEDICAL CENTER			8	100%	8
CURATIVE		1	7	88%	8
INTERNAL MEDICINE ASSOCIATES OF JACKSON HOSPITAL			8	100%	8
MONTEFIORE MEDICAL CENTER LABORATORIES - NORTH		8			8
THE WOLFF CENTER FOR CHILD & ADOLESCENT HEALTH			8	100%	8
ATLANTIC CONSOLIDATED LABORATORY		8			8
GENE STREET LABORATORIES, LLC		6	2	25%	8
DEPARTMENT OF HEALTH- CITRUS COUNTY		1	7	88%	8
FLORIDA KEYS CONCIERGE MEDICINE, LLC		6	2	25%	8
PALM BEACH COUNTY HEALTH DEPARTMENT LABORATORY			8	100%	8

COVID-19: testing by laboratory

Data through Mar 16, 2021 verified as of Mar 17, 2021 at 09:25 AM

Data in this report are provisional and subject to change.

The numbers in the table below represent the number of Florida and non-Florida residents for whom test results were received by the Department of Health. A person can be tested by more than one laboratory and can have both positive and negative results. **Therefore, the sum of the numbers in each column will be larger than the total number of people tested.**

Reporting lab	Inconclusive	Negative	Positive	Percent positive	Total
WALK-IN MEDICAL CARE			8	100%	8
FHCP-ORANGE CITY			8	100%	8
JACKSON CLINIC PA,THE		4	4	50%	8
SIMEDHEALTH LLC		2	6	75%	8
THOMAS JEFFERSON UNIVERSITY HOSPITAL		4	4	50%	8
HEALTHPARK MEDICAL CTR NURSING SVC		8			8
MINUTE CLINIC LLC # 2033		7	1	13%	8
ALLINA HEALTH - ABBOTT NORTHWESTERN HOSPITAL		5	3	38%	8
MINUTECLINIC DIAGNOSTIC OF NEW JERSEY,		7	1	13%	8
CVS NC4165POCT BREVARD		5	3	38%	8
MINUTECLINIC DIAGNOSTIC OF TN PC #5671		5	3	38%	8
MINUTECLINIC, LLC #05038		8			8
IMMUNOGENOMICS LLC		5	3	38%	8
FLORIDA CLINICAL LAB		1	7	88%	8
UNIVERSITY HOSPITALS OF CLEVELAND		4	4	50%	8
UNIVERSITY OF MIAMI MILLER SCHOOL OF MEDICINE			8	100%	8
MINUTECLINIC, LLC, DBA MINUTECLINIC #2		8			8
ALBION COLLEGE (ABBOTT)		8			8
LEMOYNE COLLEGE WELLNESS CENTER FOR		8			8
HEALTHMARK REGIONAL HOSPITAL LAB		4	4	50%	8
PALMS WEST HOSPITAL			8	100%	8
GOLISANO CHILDREN'S HOSPITAL OF SOUTHWEST FLORIDA		6	2	25%	8
WALGREEN #6538		8			8
CITY OF LAKE MARY EMPLOYEE HEALTH CENTER		6	2	25%	8
NEOGENOMICS LABORATORIES, INC		8			8
MIAMI COMPREHENSIVE MEDICINE GROUP PA		4	4	50%	8
ST VINCENT'S CHILTON		6	2	25%	8
PUTNAM COUNTY EMERGENCY RESCUE SERVICE		5	3	38%	8
FHPG_EXP CARE W HILLSBOROUGH			8	100%	8
NORTHSIDE HOSPITAL ATLANTA		3	5	63%	8
CARE ATC - CITY OF BOYNTON BEACH	1	2	5	63%	8
ETHOS LABORATORIES		7	1	13%	8
MINUTE CLINIC LLC #5706		7	1	13%	8
BENSONHURST URGENT CARE		8			8
MEDEXPRESS URGENT CARE - CLARKSBURG		7	1	13%	8
NEW HAMPSHIRE DEPARTMENT OF HEALTH AND HUMAN SERVICES		3	5	63%	8
SEA LEVEL LABS			8	100%	8
MEDEXPRESS URGENT CARE - BATTLE CREEK		5	3	38%	8
Nashville Central Laboratory		8			8
ADVANCED RESEARCH FOR HEALTH IMPROVEMENT		6	2	25%	8
CLEARWATER PEDIATRIC CARE		1	7	88%	8
CIGNA ONSITE HEALTH LLC		2	6	75%	8
LAKELAND REGIONAL HEALTH GRASSLANDS		7	1	13%	8
DOTHAN PEDIATRIC CLINIC			8	100%	8
ST CHARLES HOSPITAL LABORATORY		8			8
HOLY NAME MEDICAL CENTER	1	6	1	13%	8
MINUTECLINIC DIAG OF IND, LLC #2387		7	1	13%	8

COVID-19: testing by laboratory

Data through Mar 16, 2021 verified as of Mar 17, 2021 at 09:25 AM

Data in this report are provisional and subject to change.

The numbers in the table below represent the number of Florida and non-Florida residents for whom test results were received by the Department of Health. A person can be tested by more than one laboratory and can have both positive and negative results. **Therefore, the sum of the numbers in each column will be larger than the total number of people tested.**

Reporting lab	Inconclusive	Negative	Positive	Percent positive	Total
IU HEALTH PATHOLOGY		1	7	88%	8
APEX HOME HEALTH CARE		7	1	13%	8
MEDEXPRESS URGENT CARE - FORT WORTH S		7	1	13%	8
LEE PHYSICIAN GROUP COLLEGE POINT		8			8
BLOOMINGDALE PEDIATRIC ASSOCIATES PA			8	100%	8
DSI MANAGEMENT LLC		8			8
FLORIDA HEART AND VASCULAR MULTISPECIALTY GROUP		8			8
LAWRENCE TECHNOLOGICAL UNIVERSITY		8			8
LAB UNKNOWN		6	2	25%	8
MINUTE-CLINIC DIAGNOSTIC OF VIRGINIA, LLC #2003		5	3	38%	8
MEDEXPRESS URGENT CARE - WASHINGTON		6	2	25%	8
ALACHUA COUNTY HEALTH DEPARTMENT		1	7	88%	8
ORMOND BEACH CENTRA CARE			8	100%	8
PACIFICA SUNRISE☐			8	100%	8
DIAGNOSTIC CLINIC		7	1	13%	8
MINUTECLINIC DIAGNOSTIC OF OHIO #7790		6	2	25%	8
SYLVESTER AT PLANTATION LABORATORY		7	1	13%	8
JX REF LAB			8	100%	8
WILLIAMSBURGH CHAI CARE		7	1	13%	8
WHITE SANDS OUTPATIENT SERVICES (WSOP SERVICES LLC		8			8
DOH-TAMPA BRANCH LABORATORY (MLK BLVD)		4	4	50%	8
STPET		6	2	25%	8
SURGOINSVILLE PHARMACY		8			8
MINUTECLINIC DIAGNOSTIC OF TN PC #386		7	1	13%	8
MID-HUDSON VALLEY DIVISION OF WESTCHESTER MEDICAL		8			8
MINUTECLINIC DIAGNOSTIC OF VIRGINIA		8			8
NEMOURS CHILDREN'S URGENT			8	100%	8
JUPITER CLINIC			8	100%	8
MED & CO INVESTMENT LLC		7	1	13%	8
WELLIGENT		1	7	88%	8
BLOOMING GARDENS OF CARE INC		8			8
CAYUGA COUNTY HEALTH DEPARTMENT		7	1	13%	8
X-GENE MOLECULAR LABS		1	7	88%	8
ST. PETERSBURG PEDIATRICS			8	100%	8
NORTHSIDE HOSPITAL		2	6	75%	8
J AND J VISTAKON EMPLOYEE HEALTH CENTER		7	1	13%	8
CVS MINUTE CLINIC DIAGNOSTIC OF NEW JERSEY		8			8
CIAN DIAGNOSTICS			8	100%	8
HARBORCHASE OF DR PHILLIPS		7	1	13%	8
DIXITKUMAR N MODI MD PA			8	100%	8
LIFE CARE CITRUS COUNTY			8	100%	8
CVS PA1671POCT LANCASTER		8			8
MINUTECLINIC DIAGNOSTIC OF TN PC #242		5	3	38%	8
ST VINCENT'S ST CLAIR		5	3	38%	8
VAIL VALLEY MEDICAL CENTER			8	100%	8
BAPTIST OUTPATIENT			8	100%	8
SOMA MEDICAL CENTER MD PA #7 PEDIATRICS			8	100%	8

COVID-19: testing by laboratory

Data through Mar 16, 2021 verified as of Mar 17, 2021 at 09:25 AM

Data in this report are provisional and subject to change.

The numbers in the table below represent the number of Florida and non-Florida residents for whom test results were received by the Department of Health. A person can be tested by more than one laboratory and can have both positive and negative results. **Therefore, the sum of the numbers in each column will be larger than the total number of people tested.**

Reporting lab	Inconclusive	Negative	Positive	Percent positive	Total
EXECUTIVE MEDICAL SERVICES		8			8
CVS MINUTE CLINIC DIAGNOSTIC OF TEXAS,LLC		6	2	25%	8
BEAUMONT EMERGENCY CENTER			8	100%	8
TRUE HEALTH		5	3	38%	8
CONSULATE HEALTH CARE		7	1	13%	8
CAN COMMUNITY HEALTH, INC		8			8
NORTH PINELLAS CHILDRENS MEDICAL CENTER INC			8	100%	8
CVS SC7556POCT WEST COLUMBIA		8			8
BIOTECH PHARMACEUTICAL GROUP LLC			8	100%	8
CAREPOINT CLINIC		5	3	38%	8
MEDICANA NURSING AND REHAB CENTER			8	100%	8
WATERFORD AT CREEKSIDE, THE			8	100%	8
DOH JACKSONVILLE CENTRAL LABORATORY		3	5	63%	8
LPG PRIMARY CARE AT MATTHEW DRIVE		8			8
MINUTECLINIC DIAGNOSTIC OF NORTH CAROLINA PC #5341		6	2	25%	8
ST CLOUD PHYSICIAN MANAGMENT LLC		7	1	13%	8
OSWEGO HOSPITAL LABORATORY		7	1	13%	8
OKLAHOMA STATE DEPARTMENT OF HEALTH-PUBLIC HEALTH LABORATORY			8	100%	8
NITIN BAWA PROFESSIONAL ASSOCIATES			8	100%	8
BARTON PARKER OD PC		8			8
JOHN T MATHER MEMORIAL HOSPITAL LABORATORY		7	1	13%	8
ALLEGRO - TAMPA	1	4	3	38%	8
SOUTHEASTERN PEDIATRIC ASSOCIATES			8	100%	8
PUTNAM FAMILY CARE INC		3	5	63%	8
MAGNOLIA PEDIATRICS GROUP LLC			8	100%	8
DOCTOR'S IN-HOUSE LAB/COMMUNITY HEALTH CENTERS OF PINELLAS – CLEARWATE			8	100%	8
MINUTE CLINIC LLC #10203		6	2	25%	8
DORAL URGENT CARE			8	100%	8
LAKE CONWAY URGENT CARE LLC		2	6	75%	8
TREASURE ISLE LLC		8			8
MEDEXPRESS ELKINS		8			8
MEDEXPRESS URGENT CARE, BUTLER		5	3	38%	8
Sunset Lake Health and Rehabilitation Center		8			8
ST LUKES ROOSEVELT LABORATORY		7	1	13%	8
INTERNAL MEDICINE AND AESTHETICS OF NAPLES LLC		8			8
HUNTINGTON VILLAGE URGENT CARE		8			8
CVS HEALTH, #2043		8			8
HEARTLAND PEDIATRICS OF LAKE PLACID			7	100%	7
MANATEE PEDIATRICS			7	100%	7
LONG ISLAND JEWISH FOREST HILLS HOSPITAL		7			7
FLORIDA CANCER SPECIALISTS & RESEARCH INSTITUTE		6	1	14%	7
ORLANDO FAMILY PHYSICIANS			7	100%	7
CVS TX7827POCT ROUND ROCK		7			7
IRL MARKET LAB			7	100%	7
RELIANCE MEDICAL CENTER		5	2	29%	7
CVS MINUTE CLINIC, LLC #22		6	1	14%	7
NYU WINTHROP HOSPITAL PATHOLOGY		7			7

COVID-19: testing by laboratory

Data through Mar 16, 2021 verified as of Mar 17, 2021 at 09:25 AM

Data in this report are provisional and subject to change.

The numbers in the table below represent the number of Florida and non-Florida residents for whom test results were received by the Department of Health. A person can be tested by more than one laboratory and can have both positive and negative results. **Therefore, the sum of the numbers in each column will be larger than the total number of people tested.**

Reporting lab	Inconclusive	Negative	Positive	Percent positive	Total
KANSAS DEPARTMENT OF HEALTH		2	5	71%	7
NORTH FLORIDA MEDICAL CENTERS INC		1	6	86%	7
WHEELER LABORATORY		6	1	14%	7
MEDEXPRESS URGENT CARE - STAUNTON		3	4	57%	7
NORTHDALREHABILITATION CENTER			7	100%	7
BALTIMORE CITY HEALTH DEPT COMMUNICABLE DISEASES AND EPIDEMIOLOGY			7	100%	7
CARENOW URGENT CARE-MADISON		7			7
SCHOOL OF PHARMACY AND PHARMACEUTICAL		7			7
EMBRY-RIDDLE AERONAUTICAL UNIVERSITY HEALTH			7	100%	7
LAWTON CHILES HEALTH CENTER		1	6	86%	7
GULF COAST PEDIATRICS OF SARASOTA PA		1	6	86%	7
OCALA FAMILY MEDICAL CENTER		7			7
JUPITER ISLAND PUBLIC SAFETY		5	2	29%	7
Ocoee Health Care Center		7			7
MEDEXPRESS URGENT CARE - HOT SPRINGS		7			7
NOVANT HEALTH INPATIENT CARE		2	5	71%	7
MINUTECLINIC, LLC #03965		7			7
AVON PARK PEDIATRICS			7	100%	7
MINUTE CLINIC DIAGNOSTIC OF PENNSYLVANIA		7			7
NEMOURS CHILDREN'S HOSPITAL			7	100%	7
MC DIAGNOSTIC OF CONNECTICUT , PC # 3		5	2	29%	7
KEYSTONE PLACE AT NAPLES PRESERVE		4	3	43%	7
CVS PHARMACY #8800		5	2	29%	7
PENINSULA CARE AND REHABILITATION CENTER			7	100%	7
LYNMOORE,THE		7			7
WILDLIGHT LAB			7	100%	7
SOUTH COM HEALTH CLINIC, DEPT. OF THE ARMY		7			7
WALGREENS #07936		6	1	14%	7
PEDIATRICS OF CENTRAL FLORIDA		5	2	29%	7
CVS MINUTE CLINIC DIAGNOSTIC MED GRP OF SAN		5	2	29%	7
MEDEXPRESS URGENT CARE - MIDLOTHIAN		6	1	14%	7
EL PARAISO HOME INC		7			7
MEDEXPRESS URGENT CARE - CULPEPER		7			7
DOCTOR'S IN-HOUSE LAB/COMMUNITY HEALTH CENTERS OF PINELLAS -PINELLAS P			7	100%	7
BAYCARE MEDICAL GROUP		1	6	86%	7
FAMILY MEDICINE MEDICAL DRIVE		7			7
SUNRISE SENIOR LIVING OF JACKSONVILLE			7	100%	7
LAKE PEDIATRICS			7	100%	7
PASSPORT HEALTH			7	100%	7
MEDEXPRESS URGENT CARE - FAYETTEVILLE		5	2	29%	7
BRADENTON PHYSICIANS MEDICAL CENTER			7	100%	7
SOUTH FLORIDA ENT ASSOCIATES, INC			7	100%	7
CVS MINUTE CLINIC DIAG OF IND LLC #5206		6	1	14%	7
MINUTE CLINIC OF KANSAS PA		3	4	57%	7
ORLANDO FAMILY MEDICAL INC		7			7
HEALTH AND WELLNESS CENTER		1	6	86%	7
MIAMI BEACH COMMUNITY HEALTH CENTER INC			7	100%	7

COVID-19: testing by laboratory

Data through Mar 16, 2021 verified as of Mar 17, 2021 at 09:25 AM

Data in this report are provisional and subject to change.

The numbers in the table below represent the number of Florida and non-Florida residents for whom test results were received by the Department of Health. A person can be tested by more than one laboratory and can have both positive and negative results. **Therefore, the sum of the numbers in each column will be larger than the total number of people tested.**

Reporting lab	Inconclusive	Negative	Positive	Percent positive	Total
BOCA BIOLISTICS LLC			7	100%	7
GOLDMAN SACHS HEALTH CENTER	1	6			7
ADVENT HEALTH APOPKA		3	4	57%	7
URGENT CARE OF LONGWOOD			7	100%	7
LIZS ADULT CARE		7			7
PENN MEDICINE PRINCETON MEDICAL CENTER		6	1	14%	7
Baptist Village Retirement Communities		7			7
CHILDRENS CLINIC			7	100%	7
ABBHEY MANOR RETIREMENT RESIDENCE INC		7			7
YAZJI PEDIATRIC CARE LLC DBA TUKA PEDIATRICS			7	100%	7
ELLIS HOSPITAL LABORATORY		6	1	14%	7
VICTORIAN MANOR		2	5	71%	7
FLORIDA DIGESTIVE AND LIVER SPECIALIST		7			7
ST. CLOUD PHARMACY AND WELLNESS CENTER		3	4	57%	7
SUPERIOR RESIDENCES AT CALA HILLS		7			7
LEPE'S HOUSE			7	100%	7
EASTERN FLORIDA STATE COLLEGE - PALM BAY CAMPUS			7	100%	7
BETH ISRAEL MEDICAL CENTER LABS		7			7
CITY OF TALLAHASSEE		7			7
GILCHRIST COUNTY FIRE DEPARTMENT		4	3	43%	7
MEDEXPRESS URGENT CARE-PETERS TWP		6	1	14%	7
WYOMING COUNTY COMMUNITY HOSPITAL LABORATORY		7			7
MINUTE CLINIC LLC #4017		7			7
GRACE WELLNESS CENTER LLC		6	1	14%	7
FLORIDA HOSPITAL APOPKA		6	1	14%	7
MINUTE CLINIC DIAGNOSTIC OF MICHIGAN PC		7			7
CVS TX7162POCT HOUSTON		7			7
COMPASSION PEDIATRICS		3	4	57%	7
HOLY GARDEN ALF, INC.		7			7
CRESTWOOD MEDICAL CENTER		5	2	29%	7
MEDEXPRESS URGENT CARE - STATE COLLEGE		5	2	29%	7
ORLANDO ORTHOPAEDIC CENTER		5	2	29%	7
MINUTECLINIC DIAGNOSTIC OF NEVADA #87		4	3	43%	7
GRAND VILLA OF SARASOTA		6	1	14%	7
CLAY PRIMARY & FAMILY CARE LLC			7	100%	7
FHMG_FM AND IM AVALON PARK		2	5	71%	7
SUPREME LABORATORY			7	100%	7
CHAPTERS HEALTH HOSPICE		7			7
FLORIDA SCHOOL FOR THE DEAF AND THE BLIND			7	100%	7
EXPRESS TEST			7	100%	7
VERMONT DEPARTMENT OF HEALTH		1	6	86%	7
BIRMINGHAM VAMC		3	4	57%	7
EP LTC PHARMACY		5	2	29%	7
CARDIOTHORACIC SURGERY OF HYDE PARK			7	100%	7
LEE COUNTY HEALTH DEPARTMENT		4	3	43%	7
MINUTECLINIC DIAGNOSTIC OF ILLINOIS		6	1	14%	7
OPTUM PRIMARY CARE - FOUNTAIN OAKS		3	4	57%	7

COVID-19: testing by laboratory

Data through Mar 16, 2021 verified as of Mar 17, 2021 at 09:25 AM

Data in this report are provisional and subject to change.

The numbers in the table below represent the number of Florida and non-Florida residents for whom test results were received by the Department of Health. A person can be tested by more than one laboratory and can have both positive and negative results. **Therefore, the sum of the numbers in each column will be larger than the total number of people tested.**

Reporting lab	Inconclusive	Negative	Positive	Percent positive	Total
WELLMED AT BRANDON REGIONAL		5	2	29%	7
PANCARE HEALTH - HOSFORD SCHOOL			7	100%	7
PEDIATRICS URGENT CARE, LLC			7	100%	7
BROOKDALE LAKE ORIENTA			7	100%	7
LPG PRIMARY CARE AT COLONIAL CENTER DRIVE		6	1	14%	7
SONORA QUEST LABORATORIES			7	100%	7
CVS OH2543POCT CANFIELD		5	2	29%	7
TRUE HEALTH DIAGNOSTICS		1	6	86%	7
CARESOUTH HHA HOLDINGS OF TALLAHASSEE LLC		7			7
Florida Clinical Laboratory		1	6	86%	7
Thermopolis Rehabilitation Wellness		7			7
DOCTORS CLINICAL LABORATORY, INC		5	2	29%	7
DALLAS COUNTY HEALTH AND HUMAN SERVICES			7	100%	7
PALM GARDEN OF SUN CITY			7	100%	7
PERSONAL PHYSICIAN CARE PA			7	100%	7
PEDIATRICS IN BREVARD-COCOA BEACH		2	5	71%	7
CAPRONA GROUP HOME		1	6	86%	7
DELAWARE DEPARTMENT OF HEATH		6	1	14%	7
HEALTH CARE LABORATORY SERVICES		1	6	86%	7
RIVER OAKS TREATMENT CENTER			7	100%	7
KENDALL REGIONAL MEDICAL CNTR			7	100%	7
Lenox on the Lake			7	100%	7
SARAH LAWRENCE COLLEGE HEALTH SERVICES		7			7
QUE		4	3	43%	7
GENTRY PARK ORLANDO ASSISTED LIVING		6	1	14%	7
ECLRS		2	5	71%	7
MINUTECLINIC DIAGNOSTIC OF TN PC #643		5	2	29%	7
UNIVERSITY OF WASHINGTON MEDICAL CENTER			7	100%	7
MODMD LABORATORY		7			7
MINUTECLINIC DIAG OF IND LLC #6998		6	1	14%	7
MEDEXPRESS URGENT CARE - MAPLE DRIVE		7			7
COMMUNITY MEDICAL AND DENTAL CARE INC		7			7
LONGWOOD FAMILY MEDICINE		1	6	86%	7
PBC FOUND CARE INC			7	100%	7
MINUTECLINIC DIAGNOSTIC OF MAINE, LLC		5	2	29%	7
FLORIDA HOSPITAL KISSIMMEE		4	3	43%	7
CARENOW URGENT CARE-SOUTHLAKE			7	100%	7
NORTHERN DUTCHESS HOSPITAL LABORATORY		5	2	29%	7
DOTHAN WEST FAMILY MEDICINE		5	2	29%	7
MINUTECLINIC #2860		5	2	29%	7
MINUTECLINIC DIAGNOSTIC OF TN PC #240		6	1	14%	7
MEDEXPRESS URGENT CARE-DUBOIS		7			7
Parkside Villa		7			7
MERCY HEALTH—MUSKEGON		6	1	14%	7
MEDEXPRESS URGENT CARE, JOHNSTOWN		6	1	14%	7
MINUTECLINIC, LLC #1796		6	1	14%	7
UT SOUTHWESTERN MEDICAL CENTER			6	100%	6

COVID-19: testing by laboratory

Data through Mar 16, 2021 verified as of Mar 17, 2021 at 09:25 AM

Data in this report are provisional and subject to change.

The numbers in the table below represent the number of Florida and non-Florida residents for whom test results were received by the Department of Health. A person can be tested by more than one laboratory and can have both positive and negative results. **Therefore, the sum of the numbers in each column will be larger than the total number of people tested.**

Reporting lab	Inconclusive	Negative	Positive	Percent positive	Total
SYNEXUS CLINICAL RESEARCH US INC		2	4	67%	6
FLORIDA MEDICAL SPECIALISTS		2	4	67%	6
THE PALMS REHABILITATION AND HEALTHCARE CENTER		5	1	17%	6
MARQUESA MEDICAL		5	1	17%	6
VIERA PEDIATRICS		1	5	83%	6
UT MEMPHIS UNIVERSITY HEALTH SERVICES			6	100%	6
MINUTE-CLINIC DIAGNOSTIC OF VIRGINIA, LLC #794		5	1	17%	6
MEDEXPRESS URGENT CARE - MT LEBANON		4	2	33%	6
TULLAHOMA HMA, LLC		5	1	17%	6
MD NOW MEDICAL CENTER			6	100%	6
MINUTECLINIC DIAGNOSTIC OF KENTUCKY		6			6
MINUTECLINIC DIAGNOSTIC OF VIRGINIA, LLC #255		6			6
SAINT PETER'S UNIVERSITY HOSPITAL		6			6
MEDEXPRESS URGENT CARE - PRINCETON		5	1	17%	6
WOMENS CARE FLORIDA LLC		5	1	17%	6
BOCA VIPEDIATRICS			6	100%	6
WIREGRASS MEDICAL CENTER			6	100%	6
AMERICAN EAGLE LEESBURG AL LLC DBA VISTA LAKE			6	100%	6
XPRESS URGENT CARE LLC		6			6
CITIZENS BAPTIST MEDICAL CENTERS LAB		5	1	17%	6
LISTENING DOCTOR PLLC, THE		1	5	83%	6
MINUTECLINIC, LLC #03268		5	1	17%	6
TIMBER CREEK PEDIATRICS		6			6
CVS NATIONAL HARBOR MD2297714CV		6			6
CVS GA2108POCT NORCROSS		4	2	33%	6
CONCENTRA			6	100%	6
Kroger 673 - The Little Clinic Dallas		5	1	17%	6
MINUTECLINIC DIAGNOSTIC OF TN PC #442		4	2	33%	6
THE CLINIC PREMISE HEALTH			6	100%	6
SARASOTA MEDICAL CENTER			6	100%	6
PATHGROUP LABS, LLC		4	2	33%	6
FAMILY CARE MEDICAL CENTER			6	100%	6
MEDICAL CENTER AT OCEAN REEF		1	5	83%	6
FLORIDA PREMIER MEDICAL CARE PA			6	100%	6
LUMADOC HEALTH		4	2	33%	6
UNILAB OF DADE INC			6	100%	6
MINUTECLINIC MINUTECLINIC #8505		4	2	33%	6
MAXCARE CLINIC			6	100%	6
URGENT CARE HOUSECALLS PA		5	1	17%	6
MERCY COLLEGE HEALTH OFFICE		6			6
FLORIDA DEPARTMENT OF HEALTH IN SARASOTA COUNTY		5	1	17%	6
PLEASANTVILLE OF SEBASTIAN LLC			6	100%	6
MEDEXPRESS URGENT CARE - ELM GROVE		5	1	17%	6
SELECT PHYSICIANS ALLIANCE PL		6			6
PALMETTO HEALTH ALLIANCE		3	3	50%	6
CVS IN6654POCT INDIANAPOLIS		5	1	17%	6
GUTHRIE MEDICAL GROUP LABORATORIES		6			6

COVID-19: testing by laboratory

Data through Mar 16, 2021 verified as of Mar 17, 2021 at 09:25 AM

Data in this report are provisional and subject to change.

The numbers in the table below represent the number of Florida and non-Florida residents for whom test results were received by the Department of Health. A person can be tested by more than one laboratory and can have both positive and negative results. **Therefore, the sum of the numbers in each column will be larger than the total number of people tested.**

Reporting lab	Inconclusive	Negative	Positive	Percent positive	Total
SV DIAGNOSTIC LAB			6	100%	6
CAPE CORAL URGENT CARE		3	3	50%	6
BAYCARE ALLIANT HOSPITAL			6	100%	6
ALBANY MEDICAL CENTER		5	1	17%	6
PANCARE HEALTH - KATE SMITH ELEMENTARY		1	5	83%	6
PHYSICIANS URGENT CARE BERRY FARMS		4	2	33%	6
SUFFRIDGE DRIVE GROUP HOME		6			6
PARTNERS PHARMACY OF FLORIDA LLC		6			6
MEDEXPRESS URGENT CARE - TARENTUM		5	1	17%	6
BETHESDA COMMUNITY HEALTH CENTER			6	100%	6
Northwell Lab		2	4	67%	6
PHYSICIANS FOR CHILDREN			6	100%	6
COMPASSION PEDIATRIC URGENT CARE LLC		2	4	67%	6
MINUTE CLINIC DIAG OF IND LLC #8674		6			6
DIXIE COUNTY EMERGENCY SERVICES			6	100%	6
PROHEALTH MED		1	5	83%	6
LEWIS COUNTY MANOR		6			6
MAXHEALTH		5	1	17%	6
INTERVENTIONAL REHABILITATION OF SOUTH FLORIDA			6	100%	6
IVY ROSEN MD PLLC		6			6
PENN NURSING CENTER		6			6
LAKEVIEW TERRACE HOME HEALTH SERVICES LLC			6	100%	6
SANDGATE GARDENS REHAB & NURSING CENTER		3	3	50%	6
PROGRESS PHARMACY INC		1	5	83%	6
CITYMD		1	5	83%	6
BROWARD TRANSITIONAL CENTER			6	100%	6
LOUISIANA DEPT OF HEALTH			6	100%	6
FLEET LANDING			6	100%	6
CVS TX1104POCT ALLEN		6			6
CVS CT1109POCT BETHEL		6			6
MEDEXPRESS URGENT CARE - HUNTINGTON WE		6			6
CDRX INFUSION			6	100%	6
FRESENIUS KIDNEY CARE DUNEDIN			6	100%	6
DR. PHILLIPS MEDICAL WELLNESS CENTER		3	3	50%	6
CVS TX8351POCT BEAUMONT		6			6
UNILAB		2	4	67%	6
HUNTERS CREEK PEDIATRICS		6			6
ARLINGTON OF NAPLES		6			6
CVS TN7289POCT SIGNAL MOUNTAIN		6			6
CENTRAL FLORIDA PRIMARY CARE			6	100%	6
TEXAS MEDCLINIC			6	100%	6
BAYSHORE POINTE NURSING AND REHAB CENTER			6	100%	6
Centrastate Medical Center		5	1	17%	6
URGENT TEAM - HUNTSVILLE		5	1	17%	6
DANIEL M LIBBY MD PLLC		6			6
ST. LUCIE COUNTY HEALTH DEPARTMENT		4	2	33%	6
CURATIVE CARE CENTER INC		1	5	83%	6

COVID-19: testing by laboratory

Data through Mar 16, 2021 verified as of Mar 17, 2021 at 09:25 AM

Data in this report are provisional and subject to change.

The numbers in the table below represent the number of Florida and non-Florida residents for whom test results were received by the Department of Health. A person can be tested by more than one laboratory and can have both positive and negative results. **Therefore, the sum of the numbers in each column will be larger than the total number of people tested.**

Reporting lab	Inconclusive	Negative	Positive	Percent positive	Total
CVS RI1717POCT 1 CVS DR			6	100%	6
MEDEXPRESS URGENT CARE - GLENDALE		6			6
MEDLAB INC		6			6
MIAMI RESCUE MISSION CLINIC INC			6	100%	6
INTERNAL MEDICINE LIPID AND WELNNESS PRACTICE			6	100%	6
ENTRUST IMMEDIATE CARE			6	100%	6
MEDEXPRESS URGENT CARE-PITTSFIELD		6			6
ENIGMA DIAGNOSTIC, INC.			6	100%	6
LEE MEMORIAL HEALTH SYSTEM D/B/A		4	2	33%	6
BNR PHARMACY INC		6			6
THE WINDSOR OF OCALA		2	4	67%	6
PALM HARBOR DERMATOLOGY		4	2	33%	6
ANTHONY-BROWN PHARMACY		6			6
MARSHALL MEDICAL CENTER SOUTH LAB		5	1	17%	6
MINUTECLINIC DIANOSTIC OF VIRGINA, LL		5	1	17%	6
CAREWELL 301 - WARWICK			6	100%	6
CVS NJ2815POCT E BRUNSWICK		4	2	33%	6
CARESOUTH HHA HOLDINGS OF THE BAY AREA LLC□		6			6
SELECT PHYSICIANS ALLIANCE		6			6
DEPARTMENT OF HEALTH AND HUMAN SERVICES STATE OF NEW HAMPSHIRE			6	100%	6
CVS NC3319POCT CHARLOTTE		4	2	33%	6
CVS GA2147POCT KENNESAW		5	1	17%	6
MEDEXPRESS URGENT CARE - HOLLINS		6			6
RANDOLPH DIABETES AND WELLNESS		5	1	17%	6
LRHS Southeastern University		4	2	33%	6
MINUTE CLINIC LLC #6765		6			6
MEDEXPRESS URGENT CARE - BLUEFIELD		5	1	17%	6
CVS MO8556POCT KANSAS CITY		5	1	17%	6
MINUTECLINIC DIAGNOSTIC OF GEORGIA, LL		5	1	17%	6
CVS PA4077POCT BELLE VERNON		6			6
FLORIDA WOMAN CARE LABORATORY			6	100%	6
JERSEY SHORE MEDICAL CENTER		6			6
MINUTECLINIC DIAGNOSTIC OF OHIO #3407		5	1	17%	6
CONCENTRA URGENT CARE		2	4	67%	6
CVS CT1123POCT SOUTHBURY		6			6
FLORIDA DEPARTMENT OF HEALTH IN MIAMI DADE COUNTY		5	1	17%	6
CITY OF SANFORD EMPLOYEE HEALTH AND		6			6
FAMILY TREE PRIMARY CARE		5	1	17%	6
NU WAVE MEDICAL CENTER			6	100%	6
GLEN FALLS HOSPITAL DEPARTMENT OF PATHOLOGY		6			6
TAMPA URGENT CARE			6	100%	6
GUIDANCE / CARE CENTER, INC		6			6
BETH ISRAEL DEACONESS MEDICAL CENTER			6	100%	6
TERRACINA LLC		1	5	83%	6
PANCARE HEALTH - ALTHA PUBLIC			6	100%	6
HOLLY HILL HOME INFUSION SERVICE		5	1	17%	6
RIVER CITY PRIMARY AND URGENT CARE			6	100%	6

COVID-19: testing by laboratory

Data through Mar 16, 2021 verified as of Mar 17, 2021 at 09:25 AM

Data in this report are provisional and subject to change.

The numbers in the table below represent the number of Florida and non-Florida residents for whom test results were received by the Department of Health. A person can be tested by more than one laboratory and can have both positive and negative results. **Therefore, the sum of the numbers in each column will be larger than the total number of people tested.**

Reporting lab	Inconclusive	Negative	Positive	Percent positive	Total
MEDEXPRESS URGENT CARE - RICHMOND, NINE MILE RD		5	1	17%	6
CAMELLIA AT DEERWOOD		2	4	67%	6
BROOKDALE CLERMONT			6	100%	6
CHILDREN'S HOSPITAL OF PHILADELPHIA		5	1	17%	6
CVS MD2956POCT NEW MARKET		5	1	17%	6
ELITE MD GROUP INC		2	4	67%	6
DOCTORS EXPRESS OF ST PETERSBURG			6	100%	6
BENNETT PEDIATRICS		6			6
MEDEXPRESS URGENT CARE MORGANTOWN		6			6
TERENCE B MITCHELL MD, INC		2	4	67%	6
MINUTECLINIC DIAG OF IND LLC #8651		5	1	17%	6
CVS OH3301POCT WOODMERE		6			6
GRACE REHABILITATION CENTER OF VERO BEACH		4	2	33%	6
Rutgers Health Rwj University Hospital - Laboratory		3	3	50%	6
FIRST COAST CARDIOVASCULAR INSTITUTE PA			6	100%	6
CVS DC1340POCT WASHINGTON		6			6
SOUTHEASTERN DERMATOLOGY GROUP PA		5	1	17%	6
WG WINDSOR WOODS SH LLC		6			6
ALL CHILDREN'S HOSPITAL		1	5	83%	6
ATLANTIC COMMUNITY HIGH SCHOOL		5	1	17%	6
URGENT TEAM - MUSCLE SHOALS		6			6
MEDEXPRESS URGENT CARE - YORK		3	3	50%	6
GADSDEN COUNTY HEALTH DEPARTMENT			6	100%	6
TREASURE COAST URGENT & FAMILY CARE			6	100%	6
PRESBYTERIAN HOME		6			6
Advanced Care Center			6	100%	6
MINUTECLINIC MINUTECLINIC #4977		4	2	33%	6
MEDEXPRESS URGENT CARE - IRVING		6			6
ALLEGRO FLEMING ISLAND		1	5	83%	6
CVS NC5591POCT STATESVILLE		5	1	17%	6
HARMONIOUS HOME HEALTH, LLC		6			6
AARK LABORATORY		6			6
AVANTE AT ORMOND BEACH INC			6	100%	6
QUICK CARE MED WALK IN AND URGENT CARE			6	100%	6
MINUTECLINIC DIAGNOSTIC OF SC, LLC #7		4	2	33%	6
PR HEALTH		1	5	83%	6
CVS NC6402POCT DAVIDSON		4	2	33%	6
CAPITAL HEALTH PLAN LABORATORIES			6	100%	6
NORTHEAST ALABAMA REGIONAL MEDICAL CENTER		3	3	50%	6
ASCENSION ST VINCENT'S CLAY COUNTY			6	100%	6
CLINICAL CARE ASSOCIATES			6	100%	6
ARLINGTON OF NAPLES INC, THE		6			6
SUMTER COUNTY HEALTH DEPARTMENT		1	5	83%	6
AMERICAN HEALTH ASSOC. LABORATORY SOUTH		4	2	33%	6
TAMIAMI LAB MILLENIUM			6	100%	6
CVS TX4397POCT CYPRESS		6			6
MINUTECLINIC DIAGNOSTIC MED GRP OF CA		5	1	17%	6

COVID-19: testing by laboratory

Data through Mar 16, 2021 verified as of Mar 17, 2021 at 09:25 AM

Data in this report are provisional and subject to change.

The numbers in the table below represent the number of Florida and non-Florida residents for whom test results were received by the Department of Health. A person can be tested by more than one laboratory and can have both positive and negative results. **Therefore, the sum of the numbers in each column will be larger than the total number of people tested.**

Reporting lab	Inconclusive	Negative	Positive	Percent positive	Total
MC DIAGNOSTIC OF CONNECTICUT, PC #1043		6			6
PUBLIC HEALTH LAB		6			6
BROWARD COUNTY HEALTH DEPT.			6	100%	6
MINUTECLINIC LLC #5041		2	4	67%	6
WATAUGA MEDICAL CENTER		4	2	33%	6
NORTH FLORIDA PEDIATRICS JASPER			6	100%	6
TRANSPLANT GENOMICS INC (EUROFINS)		6			6
MORGAN STANLEY HEALTH CENTER		5			5
MINUTE CLINIC, LLC #4650		5			5
ATLANTIC SURGERY CENTER OF JACKSONVILLE BEACH		5			5
GENESIS FAMILY PRACTICE		3	2	40%	5
LABS PLUS LLC		5			5
DAVENPORT PEDIATRICS PA		1	4	80%	5
QUALITY MEDICAL CARE			5	100%	5
MONROE COUNTY FIRE RESCUE		5			5
BOONE DRUG & HEALTHCARE AT DEERFIELD			5	100%	5
CVS OH3458POCT BEAVERCREEK		5			5
BLUETAIL MEDICAL GROUP, LLC		4	1	20%	5
HAVEN HOSPICE IN CHIEFLAND			5	100%	5
NORTHEAST PEDIATRICS			5	100%	5
CVS CA9113POCT CHULA VISTA		5			5
CVS GA7064POCT STOCKBRIDGE		5			5
SOUTHERN OCEAN MEDICAL CENTER		5			5
RIVERVIEW ALF OPERATOR LLC			5	100%	5
MINUTECLINIC MINUTECLINIC #921		5			5
GENTLE HANDS MOBILE PHLEBOTOMY			5	100%	5
MIAMI MEDICAL CONSULTANT PA			5	100%	5
FLORIDA DEPARTMENT OF HEALTH - INVERNESS		3	2	40%	5
Enterprise Health and Rehabilitation Center		5			5
WATERTOWN URGENT CARE PLLC		5			5
ADVENTHEALTH CAR CENTER APOPKA			5	100%	5
PRECISION DIAGNOSTICS INC - NJ		5			5
COVID RAPID LABS			5	100%	5
AHF PUBLIC HEALTH LABORATORY			5	100%	5
REHABILITATION CENTER AT JUPITER GARDENS		5			5
CVS NV408817POCT LAS VEGAS		1	4	80%	5
SEASIDE MANOR			5	100%	5
INNOVATIVE COVID-DIVERSEY			5	100%	5
FAMILY TREE DNA			5	100%	5
EASTCHESTER PEDIATRIC MEDICAL GROUP		5			5
FRESENIUS MEDICAL CARE			5	100%	5
CVS MD1881POCT DUNKIRK		5			5
FLORIDA PRIMARY CARE AND SPORTS MEDICINE INC		2	3	60%	5
JUPITER ISLAND MEDICAL CLINIC INC		5			5
MINUTE CLINIC, LLC #1434		5			5
PINECREST PEDIATRICS GROUP LLC			5	100%	5
BIOTECH CLINICAL LABORATORY			5	100%	5

COVID-19: testing by laboratory

Data through Mar 16, 2021 verified as of Mar 17, 2021 at 09:25 AM

Data in this report are provisional and subject to change.

The numbers in the table below represent the number of Florida and non-Florida residents for whom test results were received by the Department of Health. A person can be tested by more than one laboratory and can have both positive and negative results. **Therefore, the sum of the numbers in each column will be larger than the total number of people tested.**

Reporting lab	Inconclusive	Negative	Positive	Percent positive	Total
ST JOHNS BIOMEDICAL LAB		5			5
KETTERING HEALTH			5	100%	5
URGENT TEAM - NASHVILLE		5			5
PROVIDENCE LABORATORY SERVICES		5			5
DEPARTMENT OF HEALTH AND HUMAN SERVICES LANSING			5	100%	5
COOPER HOSPITAL/UNIVERSITY MEDICAL		5			5
COVID TESTING LLC			5	100%	5
MEDEXPRESS URGENT CARE-HERSHEY		4	1	20%	5
FINLAY		1	4	80%	5
FHPG_EXP CARE PALM HARBOR			5	100%	5
REDMED OF CROSSTOWN		2	3	60%	5
JOHN T MACKAY MD			5	100%	5
EGL GENETICS DIAGNOSTICS			5	100%	5
Army Residence Community		5			5
OCHSNER MEDICAL CENTER			5	100%	5
LIFEPLUS HEALTHCARE GROUP INC		5			5
COMPUNET CLINICAL LAB			5	100%	5
CVS NC2771POCT CLAYTON		4	1	20%	5
GREENVILLE MEMORIAL HOSPITAL LAB			5	100%	5
AMERICAN MEDICAL RESPONSE - DENVER		2	3	60%	5
EAST BANK HOSPITAL - UNIVERSITY OF MINNESOTA MEDICAL CENTER			5	100%	5
ST CHARLES BEND LABORATORY		4	1	20%	5
PM PEDIATRICS OF SELDEN		3	2	40%	5
DICKSON MEDICAL ASSOCIATES PC PATH LAB		4	1	20%	5
PHYSICIANS IMMEDIATE CARE ELGIN			5	100%	5
MEDEXPRESS URGENT CARE - BECKLEY CROSS		4	1	20%	5
OPTUMCARE FLORIDA, LLC		3	2	40%	5
COLUMBIA MEMORIAL HOSPITAL LABORATORY		5			5
FRESENIUS KIDNEY CARE SOUTH ORLANDO			5	100%	5
SONATA VERO BEACH		5			5
PEDIATRICS OF ALTAMONTE		5			5
NORTHPORT MEDICAL CENTER LAB		5			5
ADVANCED URGENT CARE OF MARATHON		1	4	80%	5
PATIENT FIRST - LEESBURG			5	100%	5
LAKE COUNTY DETENTION CENTER		3	2	40%	5
CVS HEALTH, #1994		4	1	20%	5
MEDEXPRESS URGENT CARE - LOGAN		5			5
UW MEDICINE VIROLOGY LAB			5	100%	5
STEBEN COUNTY PUBLIC HEALTH		5			5
MINUTECLINIC, LLC #7139		5			5
CVS OH3476POCT TIPP CITY		5			5
MASSASHUSETTS STATE LAB INSTITUTE		2	3	60%	5
FLORIDA HOSPITAL LAKE MARY		5			5
PIEDMONT HOSPITAL LAB			5	100%	5
WEST PACIFIC MEDICAL LABORATORY			5	100%	5
FOUNDCARE, INC			5	100%	5
AHC Decatur County		5			5

COVID-19: testing by laboratory

Data through Mar 16, 2021 verified as of Mar 17, 2021 at 09:25 AM

Data in this report are provisional and subject to change.

The numbers in the table below represent the number of Florida and non-Florida residents for whom test results were received by the Department of Health. A person can be tested by more than one laboratory and can have both positive and negative results. **Therefore, the sum of the numbers in each column will be larger than the total number of people tested.**

Reporting lab	Inconclusive	Negative	Positive	Percent positive	Total
ACM MEDICAL LABORATORY ALLIANCE		3	2	40%	5
STUYVESANT URGENT CARE		5			5
QUEST DIAGNOSTICS PSC		1	4	80%	5
CELERION			5	100%	5
MINUTECLINIC, LLC #09202		4	1	20%	5
SOUTH FLORIDA FAMILY HEALTH & RESEARCH CTR			5	100%	5
AUGUSTA HEALTH			5	100%	5
CITY OF WEST PALM BEACH EMPLOYEE & FAMILY HEALTH		5			5
CVS GA3766POCT DACULA		3	2	40%	5
OMNICARE PHARMACY OFTEXAS 1, LP DBA OMNICARE		5			5
ABSOLUTE HEALTH		5			5
MIZELL MEMORIAL HOSPITAL			5	100%	5
CVS SC5479POCT INDIAN LAND		5			5
LEVY COUNTY SHERIFF'S DEPT			5	100%	5
OHSU MOLECULAR MICROBIOLOGY LAB		4	1	20%	5
BROWNE MEDICAL LLC		3	2	40%	5
MIAMI CANCER INSTITUTE			5	100%	5
THE LITTLE CLINIC			5	100%	5
CAREHERE LCS- EUSTIS			5	100%	5
Walker BaptistMedCtr		4	1	20%	5
Life Care Center of Estero			5	100%	5
NOVADX		2	3	60%	5
MEDEXPRESS URGENT CARE PORT HURON		4	1	20%	5
WOODHULL MEDICAL AND MENTAL HEALTH CTR		5			5
QUEENS UNIVERSITY OF CHARLOTTE		5			5
CENTREX CLINICAL LABS INC		5			5
CVS MD4371POCT OCEAN CITY		5			5
MINUTECLINIC, DIAGNOSTIC OF TEXAS, LL		4	1	20%	5
DOCS URGENT CARE		1	4	80%	5
BOROPARK URGENT CARE		4	1	20%	5
MEDEXPRESS - COLLINSVILLE BELT LINE		3	2	40%	5
MINUTECLINIC DIAGNOSTICS OF IND LLC		2	3	60%	5
XRL SXF REF LAB		5			5
MID - FLORIDA PATHOLOGY LLC		1	4	80%	5
MD NOW MEDICAL CENTER INC			5	100%	5
CUMBERLAND HEIGHTS		5			5
SCOTTS PHARMACY		5			5
LAFAYETTE NURSING AND REHAB			5	100%	5
MINUTECLINIC, LLC #1431		4	1	20%	5
COPELAND MEDICAL CLINIC		3	2	40%	5
MEDEXPRESS URGENT CARE - WEIRTON		5			5
CARENOW URGENT CARE - CENTRAL AUSTIN		1	4	80%	5
TESTD			5	100%	5
MCR HEALTH LAWTON CHILES ADMINISTRATION STE A		1	4	80%	5
RIO PINAR HEALTH CARE			5	100%	5
FLORIDA DEPARTMENT OF HEALTH SEMINOLE COUNTY		1	4	80%	5
UPMC HEALTH SYSTEM		4	1	20%	5

COVID-19: testing by laboratory

Data through Mar 16, 2021 verified as of Mar 17, 2021 at 09:25 AM

Data in this report are provisional and subject to change.

The numbers in the table below represent the number of Florida and non-Florida residents for whom test results were received by the Department of Health. A person can be tested by more than one laboratory and can have both positive and negative results. **Therefore, the sum of the numbers in each column will be larger than the total number of people tested.**

Reporting lab	Inconclusive	Negative	Positive	Percent positive	Total
HERNANDO PASCO HOSPICE INC		4	1	20%	5
CVS SC5550POCT CLOVER		4	1	20%	5
BROOKDALE NEW PORT RICHEY			5	100%	5
INTERNAL MEDICINE & PRIMARY CARE ASSOCIATES, PLC			5	100%	5
THE UNIVERSITY OF VERMONT MEDICAL CENTER		4	1	20%	5
VA Primary Care Clinic at Meharry		4	1	20%	5
URGENT MED INC		3	2	40%	5
CVS TN7698POCT KNOXVILLE		5			5
TANNER MEDICAL CENTER EAST AL		5			5
ARKANSAS DEPARTMENT OF HEALTH			5	100%	5
FLORIDA PRIMARY & SPECIALTY CARE		5			5
CVS SC2736POCT MURRELLS INLET		4	1	20%	5
ADVENTHEALTH CELEBRATION EMPLOYEE CLINIC		5			5
CHAMPLAIN VALLEY PHYSICIANS HOSPITAL		3	2	40%	5
UCF STUDENT HEALTH SERVICES LABORATORY		2	3	60%	5
DISCOVERY VILLAGE AT STUART		2	3	60%	5
JACKSON SOUTH COMMUNITY HOSPITAL LAB			5	100%	5
OURMED		4	1	20%	5
ENT AND ALLERGY ASSOCIATES OF FLORIDA, LLC			5	100%	5
BEACH HOUSE		5			5
WHITE WILSON MEDICAL CENTER - FWB		1	4	80%	5
TRUSTBRIDGE			5	100%	5
EXPICARE NURSING AGENCY, INC		5			5
CHIEFLAND MEDICAL CENTER		1	4	80%	5
CLEVELAND CLINIC MARTIN HEALTH NURSING & RESTORATIVE		5			5
CVS TN2179POCT MURFREESBORO		5			5
OCCMED SOLUTIONS		2	3	60%	5
PREMIER FAMILY HEALTH PA			5	100%	5
UNIVERSITY OF CHICAGO MEDICAL CENTER LAB			5	100%	5
MINUTE CLINIC DIAGNOSTIC OF NORTH CAROLINA		5			5
HILLSBOROUGH COUNTY HEALTH DEPARTMENT			5	100%	5
WAKEMED		1	4	80%	5
NOVANT HEALTH UVA		2	3	60%	5
MEDEXPRESS URGENT CARE - WILLIAMSPORT		4	1	20%	5
ST BARNABAS HOSPITAL		5			5
URGENT CARE OF ERWIN		5			5
MINUTECLINIC DIAGNOSTIC OF RHODE ISLAN		5			5
CVS PA233POCT NEWTOWN SQUARE		5			5
MINUTECLINIC # 21110		3	2	40%	5
LIVING WATERS MEDICAL CENTER			5	100%	5
DIAGNOSTECHS		4	1	20%	5
MINUTE CLINIC DIAGNOSTIC OF VIRGINIA, LLC #7543		5			5
MEASE CONTINUING CARE		3	2	40%	5
THE CLINIC OF PEDIATRICS & GI MEDICINE, INC			5	100%	5
URGENT CARE COASTAL GA			5	100%	5
WEST DADE PEDIATRICS			5	100%	5
PRECISION LABS LLC		2	3	60%	5

COVID-19: testing by laboratory

Data through Mar 16, 2021 verified as of Mar 17, 2021 at 09:25 AM

Data in this report are provisional and subject to change.

The numbers in the table below represent the number of Florida and non-Florida residents for whom test results were received by the Department of Health. A person can be tested by more than one laboratory and can have both positive and negative results. **Therefore, the sum of the numbers in each column will be larger than the total number of people tested.**

Reporting lab	Inconclusive	Negative	Positive	Percent positive	Total
WALGREENS #10972	1	4			5
DEPT OF VA MEDICAL CENTER - RICHMOND		4	1	20%	5
RELIANT IMMUNE DIAGNOSTICS			5	100%	5
MINUTECLINIC DIAGNOSTIC OF PENNSYLVANIA, LLD #1545		5			5
CARL R DARNALL ARMY MEDICAL CENTER			5	100%	5
FIFTH AVENUE PEDIATRICS		3	2	40%	5
VEIL VALLEY MEDICAL CENTER			5	100%	5
CVS MINUTE CLINIC DIAGNOSTIC OF KANSAS, PA		5			5
HELIX KH UC			5	100%	5
MINUTECLINIC DIAGNOSTIC OF TN, PC 6304		3	2	40%	5
LAKEVIEW HEALTHCARE SYSTEM LLC			5	100%	5
PELICAN LANDING		1	4	80%	5
LEHIGH REGIONAL MEDICAL CENTER LABORATORY		3	2	40%	5
SIGNATURE URGENT CARE			5	100%	5
BAYSHORE LABORATORY		4	1	20%	5
FHPG FAMILY MEDICAL CENTER OF TAMPA BAY		1	4	80%	5
INFECTION CONTROL/ EMPHEALTH		3	2	40%	5
PUTNAM HOSPITAL CENTER LABORATORY		5			5
FLORIDA CLINICAL LABORATORY - BIOREFERENCE LABORATORIES		2	3	60%	5
KEYSTONE REHABILITATION AND HEALTH CENTER		1	4	80%	5
ELITE CARE			5	100%	5
SOUTHEAST GEORGIA HEALTH SYSTEM, INC D		5			5
MANATEE COUNTY JAIL		4	1	20%	5
CVS NC7213POCT MATTHEWS		5			5
RURAL HEALTH CARE INC			5	100%	5
DOMINICAN COLLEGE STUDENT HEALTH CENTE		5			5
SJH			5	100%	5
FLAGLER HEALTH SERVICES INC			5	100%	5
GULF COAST VETERANS HCS PANAMA CITY OPC		5			5
Kroger 449 - The Little Clinic Mountain Park		4	1	20%	5
COMMONS AT ORLANDO LUTHERAN TOWERS SNF			5	100%	5
CYPRESS CREEK MEDICAL CENTER			5	100%	5
SANTOS REHABILITATION CENTER INC			5	100%	5
MEDEXPRESS URGENT CARE-NESHANNOCK TWP		4	1	20%	5
Kennedy University Hospital		5			5
MOUNT SINAI BROOKLYN LABORATORY		4	1	20%	5
CALIFORNIA DEPARTMENT OF PUBLIC HEALTH		1	4	80%	5
LAKE NONA PEDIATRICS IN ASSOCIATION WITH NEMOURS		5			5
ADVANCED PEDIATRICS OF BOCA LLC			5	100%	5
WINKLER COURT□		4	1	20%	5
NELSON BIOLOGICAL			5	100%	5
OHIO DEPARTMENT OF HEALTH			5	100%	5
WESTMINSTER SHORES			5	100%	5
ARC POINT LABS OF AUSTIN NORTH			5	100%	5
NORTH SHORE HEMATOLOGY-ONCOLOGY ASSOCIATES, PC		5			5
RUSH UNIVERSITY MEDICAL CENTER LABORATORY			5	100%	5
MEDEXPRESS URGENT CARE-MUNCIE		5			5

COVID-19: testing by laboratory

Data through Mar 16, 2021 verified as of Mar 17, 2021 at 09:25 AM

Data in this report are provisional and subject to change.

The numbers in the table below represent the number of Florida and non-Florida residents for whom test results were received by the Department of Health. A person can be tested by more than one laboratory and can have both positive and negative results. **Therefore, the sum of the numbers in each column will be larger than the total number of people tested.**

Reporting lab	Inconclusive	Negative	Positive	Percent positive	Total
SUNSHINE STATE DIALYSIS			5	100%	5
MOULTRIE CREEK NURSING AND REHAB			5	100%	5
PRINCIPLE HOSPICE SERVICE, LLC			5	100%	5
MINUTE CLINIC DIAGNOSTIC MED GRP		4	1	20%	5
HAWTHORNE HEALTH AND REHABILITATION			5	100%	5
JOE DIMAGGIO CHILDREN'S HOSPITAL		1	4	80%	5
APOLLO GARDENS RETIREMENT RESIDENCE CARE		5			5
CVS MA2172POCT NORTH GRAFTON		5			5
CVS OH3080POCT HUBER HEIGHTS		5			5
THE DOCTORS CENTER HEALTHCARE-SOUTHSIDE		1	4	80%	5
PEDIATRICS OF CENTRAL FLORIDA – POINCIANA		3	2	40%	5
CVS PA2582POCT SPRINGFIELD		3	2	40%	5
MEDICAL CENTER OF BLOUNTSTOWN			5	100%	5
CVS OH6123POCT CINCINNATI		4	1	20%	5
CVS TX2263POCT SAN ANTONIO		5			5
MINUTECLINIC 7196		4	1	20%	5
MINUTECLINIC DIAGNOSTIC OF SC, LLC #4		5			5
MINUTE CLINIC DIAGNOSTIC OF VIRGINIA, LLC #1905		5			5
CVS MI8049POCT WATERFORD		4	1	20%	5
BAPTIST HEALTH - TOWN CENTER			5	100%	5
CLINICAL CARE INC			5	100%	5
SCIENCE CARE			5	100%	5
CVS NC3853POCT BURLINGTON		4	1	20%	5
LPG PEDIATRICS AT CAPE CORAL		5			5
SHEEPSHEAD BAY URGENT CARE		5			5
PM PEDIATRICS OF BAYSIDE PLLC		5			5
FLORIDA HEALTHCARE OF ORLANDO			5	100%	5
AEL KNOXVILLE			5	100%	5
MINNESOTA DEPARTMENT OF HEALTH PUBLIC HEALTH LABORATORY DIVISION	1		4	80%	5
MCKENZIE-WILLAMETTE MEDICAL CENTER LAB		5			5
FORSYTH HOUSE			5	100%	5
MEDEXPRESS URGENT CARE MURRYSVILLE		3	2	40%	5
CELEBRATION PEDIATRICS PA			5	100%	5
UNIVERSITY OF MIAMI / SCCC RESEARCH LABORATORY			5	100%	5
ADVICE FOR OPTIMAL WELLNESS		2	3	60%	5
ALL CHILDREN'S HOSPITAL DEPT OF GENERAL PEDIATRICS			5	100%	5
INDIAN RIVER PRIMARY CARE PA		5			5
SUTTER TRACY COMMUNITY HOSPITAL			5	100%	5
Kroger 099 - The Little Clinic Fort Collins		5			5
BAPTIST HOSPITAL EMPLOYEE HEALTH OFF			5	100%	5
HENDRY REGIONAL CONVENIENT CARE CENTER			5	100%	5
FRANCES WARDE MEDICAL LABORATORY		2	3	60%	5
LABCORP UNSPECIFIED		5			5
NORTH DADE NURSING AND REHABILITATION CENTER			5	100%	5
LAKE MARY HEALTH AND REHABILITATION CENTER		1	4	80%	5
PRL NYC PANDEMIC RESPONSE LAB			5	100%	5
TALLAHASSEE MEMORIAL HEALTHCARE			5	100%	5

COVID-19: testing by laboratory

Data through Mar 16, 2021 verified as of Mar 17, 2021 at 09:25 AM

Data in this report are provisional and subject to change.

The numbers in the table below represent the number of Florida and non-Florida residents for whom test results were received by the Department of Health. A person can be tested by more than one laboratory and can have both positive and negative results. **Therefore, the sum of the numbers in each column will be larger than the total number of people tested.**

Reporting lab	Inconclusive	Negative	Positive	Percent positive	Total
ALPHADERA LABS, LLC			5	100%	5
QUINTON MEMORIAL HEALTH CARE CENTER		5			5
UF HEALTH PATHOLOGY LABORATORIES			5	100%	5
PEDIATRIC URGENT HEALTH CARE			5	100%	5
INDIANA STATE DEPARTMENT OF HEALTH LABORATORIES			5	100%	5
WILSON PEDIATRICS			5	100%	5
ROAN DRUG COMPANY LLC		4			4
ALVARO J DANGOND MD PA		4			4
CORIZON HEALTH INC			4	100%	4
UNIVERSITY OF WASHINGTON MEDICAL CENTER (UWMC) EMERGENCY DEPT.			4	100%	4
MINUTECLINIC DIAG OF IND, LLC #6910		4			4
Hillspring of Springboro		4			4
MINUTECLINIC DIAG OF IND, LLC #10190		4			4
MEDEXPRESS URGENT CARE - TEAYS VALLEY		3	1	25%	4
UNIVERISTY OF MIAMI			4	100%	4
MIAMI COMMUNITY HEALTH CENTER INC		1	3	75%	4
TAPESTRY TALLAHASSEE WALDEN		4			4
ELDER ALTERNATIVES INC		3	1	25%	4
Bon Secours Place		3	1	25%	4
CLINICAL PATHOLOGY LABORATORIES			4	100%	4
PANCARE HEALTH YOUNGSTOWN			4	100%	4
MEDEXPRESS URGENT CARE - MOUNTAIN HOME		3	1	25%	4
MEDICINE SHOPPE #1306 THE		3	1	25%	4
ST PETE DIRECT PRIMARY CARE		2	2	50%	4
MEDEXPRESS URGENT CARE - WALDORF, CRAIN HWY		4			4
DYNACARE LABORATORIES			4	100%	4
Robert Wood Johnson University Hospital		3	1	25%	4
CVS IN5696POCT FORT WAYNE		4			4
GENEVA GENERAL HOSPITAL LABORATORY		3	1	25%	4
BIOTEST PLASMA CENTER		4			4
MINUTECLINIC DIAG OF IND LLC #6840		4			4
SOUTHLAND SUITES OF LAKELAND			4	100%	4
PARKWAY DRUGS OF ONEIDA COUNTY NORTH I		3	1	25%	4
ORANGE COUNTY HEALTH DEPARTMENT		2	2	50%	4
EPI			4	100%	4
BROOKDALE WEST BOYNTON BEACH		4			4
Metro West Nursing and Rehab			4	100%	4
BETHPAGE EXTENDED HOURS CENTER		4			4
COMMUNITY HEALTH CENTER OF WEST PALM BEACH			4	100%	4
MEDEXPRESS URGENT CARE HUNTINGTON		4			4
MEDEXPRESS URGENT CARE - WAXAHACHIE, N HIGHWAY 77		2	2	50%	4
CAREATC, INC.			4	100%	4
DISCOVERY VILLAGE AT DEERWOOD			4	100%	4
THE RETREAT AT PORT ORANGE			4	100%	4
OPTUM OF RED ROAD		4			4
CVS AZ9210POCT SCOTTSDALE		4			4
MINUTECLINIC DIAGNOSTIC OF WISCONSIN, LLC		4			4

COVID-19: testing by laboratory

Data through Mar 16, 2021 verified as of Mar 17, 2021 at 09:25 AM

Data in this report are provisional and subject to change.

The numbers in the table below represent the number of Florida and non-Florida residents for whom test results were received by the Department of Health. A person can be tested by more than one laboratory and can have both positive and negative results. **Therefore, the sum of the numbers in each column will be larger than the total number of people tested.**

Reporting lab	Inconclusive	Negative	Positive	Percent positive	Total
MINUTECLINIC DIAGNOSTIC MED GRP OF ORA		3	1	25%	4
INTERMARKET FACILITY			4	100%	4
LOUISIANA DEPT. OF HEALTH AND HOSPITALS-INFECTIOUS DISEASE EPI SECTION			4	100%	4
URGENT CARE - OCONEE		2	2	50%	4
KENTUCKY CABINET FOR HEALTH AND FAMILY SERVICES			4	100%	4
FCHC (OB)-DARWIN SQUARE CTR.			4	100%	4
CVS CA8850POCT HUNTINGTON BEACH		3	1	25%	4
CVS TN4624POCT KNOXVILLE		3	1	25%	4
PHYSICIANS IMMEDIATE CARE AURORA			4	100%	4
CORTLAND REGIONAL MEDICAL CENTER		4			4
HUNT CLUB MEDICAL CARE			4	100%	4
SOUTH FLORIDA PEDIATRIC PARTNERS			4	100%	4
COVENIENT CARE MEDICAL CLINIC			4	100%	4
H/L of WEst Ashley Rhabilitation and Nursing Center		4			4
CVS NC5532POCT SUMMERFIELD		4			4
MINUTECLINIC DIAGNOSTIC OF VIRGINIA, LLC #1656		4			4
BLOOMIN BRANDS WELLNESS CENTER		3	1	25%	4
WYOMING PUBLIC HEALTH LAB			4	100%	4
MEDEXPRESS URGENT CARE - MARKHAM STREE		3	1	25%	4
CHIPOLA QUICK CARE		1	3	75%	4
AIRPORT CLINIC			4	100%	4
MEDEXPRESS URGENT CARE - KOKOMO		4			4
DEPARTMENT OF PATHOLOGY ROME MEMORIAL		3	1	25%	4
CVS MO10053POCT SAINT PETERS		4			4
BIOREFERENCE LABORATORIES			4	100%	4
CVS NJ862POCT MARLBORO		4			4
UNIVERSITY OF MIAMI STUDENT HEALTH SERVICE			4	100%	4
MEDEXPRESS URGENT CARE-SCOTT TOWNSHIP		3	1	25%	4
Heartland of Boynton Beach			4	100%	4
PREMIER PEDIATRICS		1	3	75%	4
MEDICAL CENTER ENTERPRISE			4	100%	4
MERCY URGENT CARE			4	100%	4
RELIANT ACUTE CARE			4	100%	4
DEPARTMENT OF HEALTH AND HUMAN SERVICES		2	2	50%	4
DIAGNOSTIC & MEDICAL SPECIALISTS OF GREENWICH		2	2	50%	4
CVS OH3393POCT AURORA		3	1	25%	4
AFFINITY URGENT CARE			4	100%	4
LIFEHOPE LABS			4	100%	4
ASCENSION ST VINCENT'S MEDICAL CENTER		3	1	25%	4
MAINE DEPARTMENT OF HEALTH AND HUMAN SERVICES			4	100%	4
CULLMAN REGIONAL URGENT CARE		3	1	25%	4
DEPARTMENT OF HEALTH/ NEW YORK			4	100%	4
SINAI PLAZA NURSING AND REHAB CENTER			4	100%	4
CELAL GUROL ERBAY, MD			4	100%	4
MEDEXPRESS URGENT CARE LAVALE		4			4
PALM BEACH CANCER INSTITUTE			4	100%	4
DERMATOLOGY SPECIALISTS OF FL - DR. JON WARD			4	100%	4

COVID-19: testing by laboratory

Data through Mar 16, 2021 verified as of Mar 17, 2021 at 09:25 AM

Data in this report are provisional and subject to change.

The numbers in the table below represent the number of Florida and non-Florida residents for whom test results were received by the Department of Health. A person can be tested by more than one laboratory and can have both positive and negative results. **Therefore, the sum of the numbers in each column will be larger than the total number of people tested.**

Reporting lab	Inconclusive	Negative	Positive	Percent positive	Total
MD NOW URGENT CARE - DELRAY WEST			4	100%	4
CAPTAIN JAMES A. LOVELL FEDERAL HEALTHCARE CENTER			4	100%	4
PRINCETON BMC LABORATORY		4			4
HCR ManorCare Greentree		4			4
CVS TX8387POCT AUSTIN		4			4
SONIC REFERENCE LABORATORY			4	100%	4
NORTH OKALOOSA CLINIC CORP		1	3	75%	4
BAPTIST HEALTH MEDICAL CENTER			4	100%	4
MINUTECLINIC DIAGNOSTIC OF NORTH CAROLINA PC #7054		3	1	25%	4
MONROE COUNTY DEPT OF PUBLIC HEALTH ST		4			4
CVS IL8747POCT CHICAGO		4			4
PHYSICIANS QUALITY CARE			4	100%	4
CARE ONE PRIMARY CARE			4	100%	4
CONSULATE HEATH CARE AT WEST ALTAMONTE			4	100%	4
THE OASIS ALF		4			4
WOMEN'S CARE FLORIDA, LLC		4			4
MICHIGAN HEALTH CLINIC LABORATORIES		3	1	25%	4
MINUTECLINIC DIAGNOSTIC MED GRP OF SAN		3	1	25%	4
UF HEALTH PATHOLOGY LABORATORIES			4	100%	4
QHG OF ENTERPRISE INC (DBA MEDICAL CTR		4			4
CVS PA258POCT MCKEES ROCKS		4			4
WINCHESTER MEDICAL CENTER			4	100%	4
USCG SECTOR ST PETE		1	3	75%	4
MY WELLNESS EXPRESS			4	100%	4
BELLIN HEALTH LAB		1	3	75%	4
APOPKA FAMILY HEALTH CENTER		3	1	25%	4
UNION CITY MANOR NURSING CENTER		4			4
Grace Rehabilitation of Vero Beach		4			4
PARADIGM LABORATORIES			4	100%	4
ASCENDI HOME HEALTH AGENCY INC			4	100%	4
IMIC INC RESEARCH			4	100%	4
ADVENTHEALTH MEDICAL GROUP PEDIATRICS		1	3	75%	4
Mill Valley Care Center		4			4
PDL PHARMACY CORP			4	100%	4
CVS PA813POCT RICHBORO		4			4
SUMNER REGIONAL MEDICAL CENTER		3	1	25%	4
CVS MINUTE CLINIC DIAGNOSTIC OF TEXAS		3	1	25%	4
PAUL GRECO MD CONCIERGE MEDICAL SERVICES PL		4			4
MD ANDERSON CANCER CENTER DI BAY AREA			4	100%	4
REGIONAL MEDICAL LAB			4	100%	4
MARK HOANG MD PA			4	100%	4
CVS MD1515POCT LEONARDTOWN		3	1	25%	4
ADVANCED URGENT CARE LLC		1	3	75%	4
TMH PHYSICIAN PARTNERS SOUTHWOOD		1	3	75%	4
CENTERPLACE HEALTH, INC			4	100%	4
DTR LABS		3	1	25%	4
CVS PA1193POCT JENKINTOWN		4			4

COVID-19: testing by laboratory

Data through Mar 16, 2021 verified as of Mar 17, 2021 at 09:25 AM

Data in this report are provisional and subject to change.

The numbers in the table below represent the number of Florida and non-Florida residents for whom test results were received by the Department of Health. A person can be tested by more than one laboratory and can have both positive and negative results. **Therefore, the sum of the numbers in each column will be larger than the total number of people tested.**

Reporting lab	Inconclusive	Negative	Positive	Percent positive	Total
OVIEDO CHILDRENS HEALTH CENTER LLC		1	3	75%	4
MEDEXPRESS URGENT CARE - MBURG COMMONS		4			4
FLORIDA MEDICAL CLINIC -INTERNAL MED DADE CITY			4	100%	4
MINUTE CLINIC #8979		4			4
ManorCare Rehabilitation Center- Decatur		4			4
CAREWELL 202			4	100%	4
L3HARRIS FAMILY MEDICAL CENTER			4	100%	4
PEACEHEALTH LABORATORIES		3	1	25%	4
DASCENA LABORATORY			4	100%	4
OHIO CVS STORES		3	1	25%	4
CVS GA2841POCT LAWRENCEVILLE		4			4
MEDICAL UNIVERSITY SC HOSPITAL			4	100%	4
MEDEXPRESS URGENT CARE - FREDERICK		4			4
GILCHRIST COUNTY HEALTH DEPT			4	100%	4
WINDER NURSING INC DBA WINDER HEALTH CARE		4			4
FLORIDA HOSPITAL ALTAMONTE		2	2	50%	4
Kroger 125 - The Little Clinic Castle Rock		3	1	25%	4
CVS IL8751POCT CHICAGO		4			4
MEDEXPRESS URGENT CARE MARTINSBURG		2	2	50%	4
FLORENCE - HUNTSVILLE HOSPITAL URGENT CARE		3	1	25%	4
CAPITAL HEALTH LABORATORY INC			4	100%	4
AHC of Mckenzie		4			4
JOHNNIE RUTH CLARKE LAB			4	100%	4
MINUTECLINIC DIAGNOSTIC OF OHIO #4401		4			4
INDUSTRY LAB DIAGNOSTIC PARTNERS			4	100%	4
INTRACOASTAL LABS INC		4			4
CVS PA1296POCT DREXEL HILL		3	1	25%	4
CVS CT718POCT ANSONIA		4			4
GENUS DIAGNOSTICS			4	100%	4
CVS TX7821POCT LEAGUE CITY		4			4
ADVENTHEALTH NEW SMYRNA BEACH COMMUNITY HEALTH			4	100%	4
TRIDENT BIOMETRICS		3	1	25%	4
MEDEXPRESS URGENT CARE- FORT WORTH N T		4			4
MARSHFIELD LABORATORIES			4	100%	4
SunTerrace Health Care Center		3	1	25%	4
MONTANA DEPARTMENT OF PUBLIC HEALTH & HUMAN SERVICES			4	100%	4
FAMILY MEDICAL CLINIC HOMESTEAD, LLC			4	100%	4
CHILDREN'S MEDICAL GROUP		4			4
CENTRAL FLORIDA INTERNAL OCCUPATIONAL AND		4			4
MEDEXPRESS URGENT CARE - SUMMERSVILLE, WEBSTER RD		4			4
Calusa Harbour			4	100%	4
OCALA REGIONAL KIDNEY CENTER EAST		2	2	50%	4
ARCPOINT LABS OF FORT LAUDERDALE, FL CENTRAL		1	3	75%	4
BENEVA LAKES HEALTHCARE & REHAB CENTER			4	100%	4
MEMORIAL HEALTH CARE SYSTEMS			4	100%	4
POWERS PEDIATRICS			4	100%	4
MAILBOX DIAGNOSTICS		2	2	50%	4

COVID-19: testing by laboratory

Data through Mar 16, 2021 verified as of Mar 17, 2021 at 09:25 AM

Data in this report are provisional and subject to change.

The numbers in the table below represent the number of Florida and non-Florida residents for whom test results were received by the Department of Health. A person can be tested by more than one laboratory and can have both positive and negative results. **Therefore, the sum of the numbers in each column will be larger than the total number of people tested.**

Reporting lab	Inconclusive	Negative	Positive	Percent positive	Total
Kroger 124 - The Little Clinic University		3	1	25%	4
Westminster Manor		3	1	25%	4
Kroger 959 - The Little Clinic Carmel		4			4
MINUTECLINIC DIAG OF IND, LLC #6472		4			4
WEXFORD HEALTH SOURCES INC		4			4
MINUTECLINIC DIAG OF IND, LLC #8645		4			4
SANFORD SOUTH UNIVERSITY		4			4
NEMOURS CHILDREN'S URGENT CARE			4	100%	4
GASTROENTEROLOGY ASSOC OF PENSACOLA, PA		2	2	50%	4
MINUTECLINIC DIAGNOSTIC OF OHIO #6147		3	1	25%	4
SOUTH FLORIDA RESEARCH ORGANIZATION			4	100%	4
CVS NC2313POCT RALEIGH		3	1	25%	4
CELEBRATION PEDIATRICS			4	100%	4
SOUTHWESTERN REGIONAL MEDICAL CENTER - TULSA		4			4
JFK INTERNAL MEDICINE FACULTY PRACTICE		2	2	50%	4
MINUTECLINIC DIAGNOSTIC OF OHIO #2964		4			4
MINUTECLINIC #2797		4			4
NEULIFE NEUROLOGICAL SERVICES LLC			4	100%	4
LAKE MARY PEDIATRICS			4	100%	4
HARBORCHASE OF VILLAGES CROSSING			4	100%	4
FLORIDA MEDICAL ASSOCIATES LLC			4	100%	4
HEART OF FLORIDA HEALTH CENTER INC		1	3	75%	4
CARENOW URGENT CARE - WINTER SPRINGS		3	1	25%	4
VITAL CARE URGENT CARE			4	100%	4
CVS NJ836POCT RUNNEMEDE		4			4
MEDEXPRESS URGENT CARE, FAIRMONT		4			4
RHEA MEDICAL CENTER		4			4
MINUTECLINIC, LLC #07852		4			4
MINUTECLINIC MINUTECLINIC #3665		4			4
JOSEF SCHENKER, MD, PC		4			4
MONROE URGENT CARE		3	1	25%	4
CVS NY549POCT RIDGEWOOD		2	2	50%	4
ADVENT HEALTH - TUSKAWILLA		4			4
TRUE HEALTH- HOFFNER		3	1	25%	4
RIVER CITY MEDICAL ASSOCIATES INC			4	100%	4
REELFOOT FAMILY WALK IN CLINIC		3	1	25%	4
OKLAHOMA STATE UNIVERSITY DIAGNOSTIC LAB			4	100%	4
CVS GA2236POCT WOODSTOCK		4			4
CONSOLIDATED LABORATORY SERVICES			4	100%	4
CVS OH6149POCT UPPER ARLINGTON		2	2	50%	4
Oakwood - North Baldwins Center for Living		4			4
REHABILITATION CENTER OF WINTER PARK,THE			4	100%	4
COMPREHENSIVE CLINICAL RESEARCH, LLC			4	100%	4
PANCARE HEALTH - PONCE DE LEON			4	100%	4
AURORA BAYCARE UROLOGY			4	100%	4
State Lab Unspecifd			4	100%	4
CVS SC4286POCT EASLEY		2	2	50%	4

COVID-19: testing by laboratory

Data through Mar 16, 2021 verified as of Mar 17, 2021 at 09:25 AM

Data in this report are provisional and subject to change.

The numbers in the table below represent the number of Florida and non-Florida residents for whom test results were received by the Department of Health. A person can be tested by more than one laboratory and can have both positive and negative results. **Therefore, the sum of the numbers in each column will be larger than the total number of people tested.**

Reporting lab	Inconclusive	Negative	Positive	Percent positive	Total
MEDEXPRESS URGENT CARE - SOMERSET TOWNSHIP		4			4
MINUTECLINIC DIAGNOSTIC OF KANSAS PA		4			4
BUCKINGHAM PLACE ALF		4			4
MINUTE CLINIC LLC #0169		4			4
FAMILY MEDICINE AT WINTER PARK			4	100%	4
VIDANT MEDICAL CENTER			4	100%	4
Crowne Health Care of Montgomery		4			4
BARTON MEMORIAL HOSPITAL		3	1	25%	4
DEACONESS HOSPITAL			4	100%	4
COMMUNITY PHYSICIANS OF NORTH PORT PA			4	100%	4
LATCHER LABORATORY OF A O FOX MEMORIAL		2	2	50%	4
HOME DOCS		2	2	50%	4
SHARP MEMORIAL HOSPITAL MICROBIOLOGY DEPT			4	100%	4
PM PEDIATRICS OF SELDEN PLLC		4			4
ACCENT PHYSICIAN SPECIALISTS PA		4			4
MINNESOTA DEPARTMENT OF HEALTH LABORATORY	1		3	75%	4
CVS TX10140POCT THE WOODLANDS		4			4
PRIMECARE		2	2	50%	4
FISHERMEN'S HOSPITAL			4	100%	4
MEDEXPRESS URGENT CARE - TULSA, S YALE AVE		4			4
NORTHERN MICHIGAN UNIVERSITY ATHLETICS		4			4
AIREVAC INTERNATIONAL		4			4
Loretto Health and Rehabilitation Center		4			4
MINUTECLINIC OF NEVADA-2955 S FT APACH		4			4
CVS SC2269POCT COLUMBIA		3	1	25%	4
FHCP - ORMOND BEACH			4	100%	4
SIGNATURE CARE EMERGENCY CENTER		2	2	50%	4
MEDEXPRESS URGENT CARE - LEDGEWOOD		3	1	25%	4
MEDFIRST URGENT CARE			4	100%	4
GUTHRIE MEDICAL GROUP - CORNING		3	1	25%	4
ST. MARY'S HOSPITAL			4	100%	4
MEDEXPRESS URGENT CARE SHADYSIDE		3	1	25%	4
EXTENDICARE HEALTH & REHAB CENTER		4			4
MEDEXPRESS - NEWARK		4			4
FLORIDA CANCER SPECIALISTS AND RESEARCH		2	2	50%	4
NEMOURS CHILDREN'S CLINIC			4	100%	4
IVY CREEK URGENT CARE OF ENTERPRISE			4	100%	4
BEECHTREE MOLECULAR LAB LLC			4	100%	4
CVS MO5655POCT LIBERTY		1	3	75%	4
MEDEXPRESS URGENT CARE - SOUTH PARKERSBURG		4			4
LPG COCONUT POINT - FAMILY/ INTERNAL MEDICINE		4			4
THONOTOSASSA COMMUNITY HEALTH CENTER		1	3	75%	4
WALGREENS #07034		4			4
ST JOSEPH'S HOSPITAL NORTH LABORATORY			4	100%	4
ENCOMPASS HOME HEALTH		4			4
CVS KY4779POCT LOUISVILLE		3	1	25%	4
MEDEXPRESS - WILMINGTON CONCORD PIKE		3	1	25%	4

COVID-19: testing by laboratory

Data through Mar 16, 2021 verified as of Mar 17, 2021 at 09:25 AM

Data in this report are provisional and subject to change.

The numbers in the table below represent the number of Florida and non-Florida residents for whom test results were received by the Department of Health. A person can be tested by more than one laboratory and can have both positive and negative results. **Therefore, the sum of the numbers in each column will be larger than the total number of people tested.**

Reporting lab	Inconclusive	Negative	Positive	Percent positive	Total
MINUTECLINIC, LLC #5707		4			4
STATEN ISLAND CHAI CARE		4			4
CRESTAR LABS		2	2	50%	4
PILGRIM PHARMACY INC		4			4
AFTER HOURS PEDS			4	100%	4
STONE CLINICAL LABORATORIES OF FL LLC		4			4
EXPRESS TESTING-ONE			4	100%	4
MEDEXPRESS - NEW CASTLE, DUPONT HWY		4			4
CVS MA2297677CV BOSTON		4			4
MED EXPRESS URGENT CARE PC - MARYLAND		3	1	25%	4
LUVERNE HEALTH AND REHABILITATION		4			4
SOUTHEASTERN REGIONAL MEDICAL CENTER			4	100%	4
NAVAL MEDICAL CENTER SAN DIEGO			4	100%	4
CAPE COD HOSPITAL			4	100%	4
CENTRAL JERSEY URGENT CARE		4			4
FLORIDA HEART AND VASCULAR			4	100%	4
MINUTECLINIC DIAG OF IND LLC #1367		4			4
CLINICAL ASSOCIATES OF ORLANDO LLC		4			4
MEDEXPRESS URGENT CARE-PASADENA		4			4
HEALTHCARE NETWORK OF SOUTHWEST FLORIDA			4	100%	4
CAREWELL URGENT CARE			4	100%	4
INFINITI LABS INC			4	100%	4
SEWALLS POINT PHARMACY INC		3	1	25%	4
MEMORIAL HEALTHCARE SYSTEM		1	3	75%	4
MINUTECLINIC DIAG OF IND LLC #1138		3	1	25%	4
Millennium Nursing & Rehab Center		4			4
MINUTECLINIC DIAG OF IND, LLC #6553		4			4
CLINICAL CARE CENTER, INC			4	100%	4
REFUGE A HEALING PLACE, THE			4	100%	4
LAKE FOREST PARK OP CO LLC		4			4
FLORIDA HEALTH CARE PLANS STIRLING CENTER			4	100%	4
SIGNATURE CARE MONTROSE		2	2	50%	4
CVS IN6713POCT BLOOMINGTON		4			4
NOT GIVEN		1	3	75%	4
FAMILY MEDICINE AT WATERMAN		4			4
HAMPTON ALF AT 24TH ROAD LLC			4	100%	4
EMORY UNIVERSITY HOSPITAL		1	3	75%	4
PINELLAS POINT NURSING AND REHAB			4	100%	4
LEON MEDICAL CENTERS, LLC			4	100%	4
CLINICAL LABORATORIES OF THE BUFFALO		3	1	25%	4
CVS NV9841POCT RENO		2	2	50%	4
MINUTE-CLINIC DIAGNOSTIC OF VIRGINIA,		4			4
ACCESS RECOVERY SOLUTIONS LLC			4	100%	4
INVERNESS FAMILY CARE HIGH RISK PLLC			4	100%	4
CFP PHYSICIANS GROUP			4	100%	4
MINUTECLINIC, LLC #1452		4			4
PLAINVIEW PRIMARY CARE		4			4

COVID-19: testing by laboratory

Data through Mar 16, 2021 verified as of Mar 17, 2021 at 09:25 AM

Data in this report are provisional and subject to change.

The numbers in the table below represent the number of Florida and non-Florida residents for whom test results were received by the Department of Health. A person can be tested by more than one laboratory and can have both positive and negative results. **Therefore, the sum of the numbers in each column will be larger than the total number of people tested.**

Reporting lab	Inconclusive	Negative	Positive	Percent positive	Total
Kroger 752 - The Little Clinic Central Station		3	1	25%	4
RML PHARMACY PC		4			4
ELIZABETH CITY HEALTH & REHABILITATION		4			4
DIAMOND SPEEDWAY DIALYSIS		1	3	75%	4
OMNICARE PHARMACY OF TEXAS 1		4			4
CULLMAN REGIONAL MEDICAL CENTER		3	1	25%	4
WILLIAM A HINTON STATE LABORATORY INSTITUTE		1	3	75%	4
MD ANDERSON			4	100%	4
NASSAU UNIVERSITY MEDICAL CENTER DEPT		3	1	25%	4
UNIVERSITY OF MICHIGAN		2	2	50%	4
MINUTECLINIC DIAGNOSTIC OF PENNSYLVAN		3	1	25%	4
CVS OH2342POCT WEST CHESTER		3	1	25%	4
HARBOUR ISLAND PEDIATRICS LLC			4	100%	4
PORT ORANGE NURSING & REHAB			4	100%	4
TARPON SPRINGS PEDIATRICS, LLC			4	100%	4
MEDEXPRESS URGENT CARE PLEASANT HILLS		3	1	25%	4
MEDEXPRESS URGENT CARE - WICHITA, S SENECA ST		2	2	50%	4
ELITE MEDICAL CENTER			4	100%	4
CVS MA394POCT SEEKONK		4			4
Kroger 895 - The Little Clinic Green Hills		4			4
Atlanta VAMC		3	1	25%	4
Park Ridge Nursing Center		3	1	25%	4
Willowbrooke Court at Country House		4			4
CVS NV2928POCT LAS VEGAS		4			4
HENDRY/GLADES COUNTY HEALTH DEPARTMENT		3	1	25%	4
MINUTECLINIC DIAG OF IND, LLC #6648		3	1	25%	4
BOND & STEELE CLINIC PA D/B/A BOND CLINIC PA		4			4
LIFE CARE HOME HEALTH SERVICES LLC		1	3	75%	4
Health Care Center of Jacksonville			4	100%	4
HEALTHY MINORS PEDIATRIC URGENT CARE		4			4
ManorCare Health Services Camp Hill		4			4
WESLEY CHAPEL INTERNAL MEDICINE AND PEDIATRICS			4	100%	4
BAYLOR ESOTERIC AND MOLECULAR LAB			4	100%	4
CVS CA9715POCT THOUSAND OAKS		4			4
WE CARE - CARNIVAL CRUISELINE		4			4
Kroger 339 - The Little Clinic Highlands - Bardstown Road		4			4
UNC HOSPITAL/MCLENDON CLINICAL LABORATORIES			4	100%	4
NHC HealthCare Anniston		3			3
ACCESS HEALTH CARE		2	1	33%	3
CVS PA2687POCT EXTON		3			3
CCRX OF NORTH CAROLINA, LLC		2	1	33%	3
URGENT CARE OF THE SMOKIES			3	100%	3
CVS IN6605POCT INDIANAPOLIS		2	1	33%	3
CVS SC1540POCT MYRTLE BEACH		2	1	33%	3
AMI ST FRANCIS HOSPITAL LABORATORY		2	1	33%	3
Broadview Multi-Care Center		3			3
Kroger 093 - The Little Clinic Stapleton		2	1	33%	3

COVID-19: testing by laboratory

Data through Mar 16, 2021 verified as of Mar 17, 2021 at 09:25 AM

Data in this report are provisional and subject to change.

The numbers in the table below represent the number of Florida and non-Florida residents for whom test results were received by the Department of Health. A person can be tested by more than one laboratory and can have both positive and negative results. **Therefore, the sum of the numbers in each column will be larger than the total number of people tested.**

Reporting lab	Inconclusive	Negative	Positive	Percent positive	Total
CVS IL3163POCT OAK PARK		3			3
NDX-CORE LAB			3	100%	3
DOCTORS OFFICE OF NEW JERSEY		3			3
SURETOX LABORATORY LLC		2	1	33%	3
HELIX MEDICAL CENTERS		1	2	67%	3
HEPATOLOGY DIAGNOSTIC LAB			3	100%	3
DEPARTMENT OF HEALTH AND HUMAN SERVICES DIVISION OF BEHAVIORAL HEALTH		1	2	67%	3
BLACK STALLION WALK IN AND EXERCISE CLINICS LLC		1	2	67%	3
NORTH DAKOTA DEPT OF HEALTH MICROBIOLOGY		1	2	67%	3
Lakeview Village		3			3
NORTHCREST MEDICAL CENTER		1	2	67%	3
ELITE PRIMARY CARE OF WAYCROSS			3	100%	3
LEESBURG COMMUNITY HEALTH CENTERS			3	100%	3
BRIGHAM AND WOMEN'S HOSPITAL			3	100%	3
LOCH HAVEN PEDIATRICS			3	100%	3
BRENTWOOD SENIOR LIVING AT ST PETE			3	100%	3
HARBOUR'S EDGE		2	1	33%	3
CVS TN7144POCT BARTLETT		3			3
US SPECIALTY LABS			3	100%	3
Fort Gaines Health and Rehab		3			3
VIRTUA MEMORIAL HOSPITAL BURLINGTON COUNTY		1	2	67%	3
HIALEAH SHORES NURSING AND		2	1	33%	3
SPARROW CENTRAL LAB			3	100%	3
CVS NJ715POCT WAYNE		3			3
NORTH NAPLES HOSPITAL RESPIRATORY THERAPY DEPARTMENT			3	100%	3
ALABAMA DEPT PUBLIC HEALTH			3	100%	3
Marian Manor, Inc		3			3
NORTHERN LIGHT LABORATORY		1	2	67%	3
MINUTECLINIC DIAGNOSTIC OF MICHIGAN, P		3			3
AZALEALAND NURSING HOME		3			3
GO PATH LABORATORIES			3	100%	3
24TH WEAPONS OF MASS DESTRUCTION - CIVIL SUPPORT		3			3
ST. LUKE'S HOSPITAL - BETHLEHEM CAMPUS		1	2	67%	3
BNC Medical Investors, LLC Berrien Nursing & Rehabilitation Center		3			3
AFC URGENT CARE/FARRAGUT			3	100%	3
UHEALTH JACKSON URGENT CARE - CUTLER BAY		1	2	67%	3
NEMOURS CHILDRENS PRIMARY CARE HORIZON WEST			3	100%	3
MINUTECLINIC, LLC #05891		2	1	33%	3
ORCHID COVE DAYTONA			3	100%	3
CVS NC7548POCT FUQUAY VARINA		2	1	33%	3
TAMPA		1	2	67%	3
LEVY COUNTY DEPT. OF PUBLIC SAFETY		1	2	67%	3
TARRANT COUNTY PUBLIC HEALTH		3			3
Maryfield Inc. dba Pennybyrn		3			3
SENTARA NORFOLK GENERAL HOSPITAL CENTRAL LAB			3	100%	3
ADVENTHEALTH MEDICAL GROUP INTERNAL MEDICINE AT		1	2	67%	3
CENTRAL DUPAGE HOSPITAL			3	100%	3

COVID-19: testing by laboratory

Data through Mar 16, 2021 verified as of Mar 17, 2021 at 09:25 AM

Data in this report are provisional and subject to change.

The numbers in the table below represent the number of Florida and non-Florida residents for whom test results were received by the Department of Health. A person can be tested by more than one laboratory and can have both positive and negative results. **Therefore, the sum of the numbers in each column will be larger than the total number of people tested.**

Reporting lab	Inconclusive	Negative	Positive	Percent positive	Total
HEALGEN SCIENTIFIC			3	100%	3
WALGREENS NO 19542		3			3
SOFTLAB			3	100%	3
VELOCITY CARE			3	100%	3
NORTH SHORE HOSP. INFECTION CONTROL			3	100%	3
GREATER MOBILE URGENT CARE – SPRINGHILL			3	100%	3
MEDEXPRESS URGENT CARE GREENSBURG		2	1	33%	3
John Knox Manor Inc II		2	1	33%	3
BRANDON REGIONAL EMERGENCY CTR			3	100%	3
MEDICAL CENTER OF THE ROCKIES			3	100%	3
HILLVIEW LABORATORY			3	100%	3
BETTERMED URGENT CARE			3	100%	3
HEARTLAND - CHARLESTON OF HANAHAN SC,		3			3
MEDEXPRESS URGENT CARE, HERMITAGE		1	2	67%	3
MEDICAL SERVICES OF AMERICA HOME HEALTH		3			3
NEW YORK STATE DEPARTMENT OF HEALTH		1	2	67%	3
SSM HEALTH ST LOUIS MICROBIOLOGY LABORATORY		1	2	67%	3
IMMERSION RESIDENTIAL LLC			3	100%	3
CVS IL4778POCT EVANSTON		3			3
BROOKDALE LAKE MARY			3	100%	3
INTERNAL MEDICINE & PEDIATRICS WELLNESS CENTER			3	100%	3
CVS MO4850POCT SPRINGFIELD		3			3
Kroger 186 - The Little Clinic Holiday Manor		2	1	33%	3
FIRST CARE - MIDDLESBORO			3	100%	3
PICHARDO CLINIC, THE		1	2	67%	3
MINUTE CLINIC LLC #1909		3			3
EXPEDIAN URGENT CARE			3	100%	3
MPG JACKSONVILLE ATLANTIC BLVD		1	2	67%	3
UNIVERISTY OF MEMPHIS ATHLETIC TRAINI		3			3
RICHMOND CITY DEPARTMENT OF PUBLIC HEALTH			3	100%	3
OPENTRONS PRL		2	1	33%	3
JOSEPH SCHENKER MD PC		3			3
ADVENT HEALTH - CENTRAL PASCO ER			3	100%	3
CVS OH2486POCT NILES		1	2	67%	3
PARRISH MEDICAL CENTER-WAIVED TESTING		3			3
SUNCOAST COMMUNITY HEALTH CENTERS INC		2	1	33%	3
MINUTECLINIC DIAGNOSTIC OF NEW MEXICO LLC #7552		3			3
CABELL HUNTINGTON HOSPITAL CLINICAL LAB			3	100%	3
MUNSON MEDICAL CENTER			3	100%	3
ACL LABORATORIES INDUSTRIAL TOXICOLOGY			3	100%	3
LIVINGSTON COUNTY DEPT OF HEALTH REPRO			3	100%	3
NEMOURS CHILDRENS PRIMARY CARE MAITLAND			3	100%	3
TIFTON CARECONNECT URGENT CARE			3	100%	3
CGH MEDICAL CENTER			3	100%	3
MINUTECLINIC DIAG OF IND, LLC #6483		1	2	67%	3
AFFORDABLE PRIMARY CARE LLC		3			3
MC DIAGNOSTIC OF CONNECTICUT, PC #114		3			3

COVID-19: testing by laboratory

Data through Mar 16, 2021 verified as of Mar 17, 2021 at 09:25 AM

Data in this report are provisional and subject to change.

The numbers in the table below represent the number of Florida and non-Florida residents for whom test results were received by the Department of Health. A person can be tested by more than one laboratory and can have both positive and negative results. **Therefore, the sum of the numbers in each column will be larger than the total number of people tested.**

Reporting lab	Inconclusive	Negative	Positive	Percent positive	Total
FIRST PHYSICIANS GROUP - LORRAINE CORNERS		3			3
LIFE CARE CENTER OF SKAGIT VALLEY		3			3
MONTANA PUBLIC HEALTH LAB			3	100%	3
REMEDY URGENT CLINIC		1	2	67%	3
YORK HOSPITAL - LABORATORY			3	100%	3
CVS TX5877POCT PEARLAND		3			3
NYC PUBLIC HEALTH LABS			3	100%	3
MT CARMEL PHARMACY INC		3			3
ASPEN VALLEY HOSPITAL			3	100%	3
HARBORCHASE OF STUART			3	100%	3
FAMILY FIRST PEDIATRICS			3	100%	3
CAPTIAL REGIONAL MEDICAL CENTER			3	100%	3
Kroger 522 - The Little Clinic Gahanna		2	1	33%	3
FLORIDA HOSPITAL LABORATORIES		3			3
Wynfield Park Health and Rehabilitation		3			3
OPTUM PRIMARY CARE - SILVER LAKES			3	100%	3
CVS MA1852POCT MEDWAY		3			3
MARINA ISLE ASSISTED LIVING		3			3
MINUTECLINIC DIAGNOSTIC OF VIRGINIA, LLC		3			3
ORLANDO FAMILY PHYSICIANS INC			3	100%	3
EAST NAPLES PEDIATRICS			3	100%	3
ALOHA HOME CARE LLC DBA ACCENTCARE HOME HEALTH OF		3			3
ESCO DRUG CO INC		3			3
VA OUTPATIENT CLINIC-NEW PORT RICHEY			3	100%	3
REGIONAL MEDICAL CENTER BAYONET POINT			3	100%	3
HEWLETT URGENT CARE, PLLC		3			3
CVS RI326POCT NORTH SMITHFIELD		3			3
COL CROSSROAD		1	2	67%	3
CVS PA1657POCT YORK		2	1	33%	3
MENORAH MANOR			3	100%	3
CVS IN3975POCT JEFFERSONVILLE		2	1	33%	3
Kroger 758 - The Little Clinic Providence		3			3
OHIO HEALTH DOCTORS HOSPITAL			3	100%	3
OHIO DEPARTMENT OF HEALTH LABORATORY		2	1	33%	3
CLEARWATER		2	1	33%	3
TUFTS MEDICAL CENTER			3	100%	3
Hunterdon Medical Center Laboratory		3			3
WINDSOR AT OCALA		2	1	33%	3
STEAMBOAT EMERGENCY CENTER			3	100%	3
INSPIRA MEDICAL CENTER VINELAND LAB		2	1	33%	3
LOYOLA UNIVERSITY MEDICAL CENTER LABORATORY			3	100%	3
NONA PEDIATRIC CENTER			3	100%	3
MEDICAL CITY DALLAS HOSPITAL			3	100%	3
CVS MINUTE CLINIC DIAGNOSTIC MED GRP OF CAL		3			3
BEEBE MEDICAL CENTER LABORATORY		3			3
CVS KS676POCT LAWRENCE		2	1	33%	3
PANCARE HEALTH - FRANKLIN CO			3	100%	3

COVID-19: testing by laboratory

Data through Mar 16, 2021 verified as of Mar 17, 2021 at 09:25 AM

Data in this report are provisional and subject to change.

The numbers in the table below represent the number of Florida and non-Florida residents for whom test results were received by the Department of Health. A person can be tested by more than one laboratory and can have both positive and negative results. **Therefore, the sum of the numbers in each column will be larger than the total number of people tested.**

Reporting lab	Inconclusive	Negative	Positive	Percent positive	Total
NORTHWEST FLORIDA CLINICAL LAB		1	2	67%	3
INTERCOASTAL FAMILY PRATICE		1	2	67%	3
ADVENTHEALTH MEDICALGROUP PEDIATRICS AT ORLANDO		3			3
CVS MA1006POCT BROCKTON		3			3
SISD EMPLOYEE HEALTH CLINIC			3	100%	3
TRUE HEALTH – LAKE UNDERHILL		3			3
CVS CA9803POCT RIVERSIDE		3			3
NORTH CAROLINA DEPT OF HEALTH & HUMAN SRVCS STATE LAB OF PUBLIC HEALTH			3	100%	3
CORMEUM LAB SERVICES, LLC			3	100%	3
JS HEALTHCARE		2	1	33%	3
ALL4KIDZ PEDIATRICS LLC		2	1	33%	3
MEDEXPRESS URGENT CARE - WHEELING		2	1	33%	3
LINCOLN MEDICAL CENTER		3			3
MINUTECLINIC DIAG OF IND, LLC #5369		2	1	33%	3
MALABAR FAMILY PRACTICE		1	2	67%	3
ESTERO FIRE RESCUE		3			3
SOFTCELL L-FORM LABORATORIES, LLC			3	100%	3
PATHOLOGY REFERENCE LAB LLC			3	100%	3
LEXINGTON MEDICAL CENTER		1	2	67%	3
CVS PA10034POCT PITTSBURGH		3			3
GRADY MEMORIAL HOSPITAL/MICRO			3	100%	3
PEDIATRICS BY THE SEA JOG RD OFFICE			3	100%	3
PREMIER FAMILY AND SPORTS MEDICINE		2	1	33%	3
BROOME COUNTY HEALTH DEPARTMENT		2	1	33%	3
SERENADES BY SONATA		1	2	67%	3
LAURELLWOOD NURSING CENTER		1	2	67%	3
LEE MEMORIAL HOSPITAL BLOOD GAS LAB			3	100%	3
Englewood Health and Rehab			3	100%	3
Lakeside Oaks Care Center			3	100%	3
DELAWARE PUBLIC HEALTH LABORATORY		1	2	67%	3
CVS OH2518POCT COLUMBUS		2	1	33%	3
CVS MA594POCT FALMOUTH		3			3
MEDEXPRESS URGENT CARE - RICHMOND, W BROAD ST		3			3
SUNDALE NURSING HOME		3			3
STARMED FAMILY & URGENT CARE			3	100%	3
SUPER HEALTH PHARMACY LLC		3			3
NORTH BROWARD HOSPITAL DISTRICT HEALTHCARE FOR THE HOMELESS			3	100%	3
SPRING LAKE REHABILITATION CENTER			3	100%	3
MONTEFIORE MEDICAL CENTER LABS MONTEFIORE		2	1	33%	3
GYN PATH SERVICES			3	100%	3
VIRGINIA DIVISION OF CONSOLIDATED LABORATORIES			3	100%	3
TIEHH BIOTERRORISM RESPONSE LAB			3	100%	3
CROSSVILLE MEDICAL GROUP		1	2	67%	3
CENTRAL JERSEY URGENT CARE OF BROWN MI		3			3
ROANE MEDICAL CENTER		2	1	33%	3
IOWA DEPARTMENT OF PUBLIC HEALTH			3	100%	3
WELLMED AT APOLLO BEACH BLVD		1	2	67%	3

COVID-19: testing by laboratory

Data through Mar 16, 2021 verified as of Mar 17, 2021 at 09:25 AM

Data in this report are provisional and subject to change.

The numbers in the table below represent the number of Florida and non-Florida residents for whom test results were received by the Department of Health. A person can be tested by more than one laboratory and can have both positive and negative results. **Therefore, the sum of the numbers in each column will be larger than the total number of people tested.**

Reporting lab	Inconclusive	Negative	Positive	Percent positive	Total
SARASOTA PERSONAL MEDICINE		2	1	33%	3
PEDIATRICS AND ADOLESCENT MEDICINE		2	1	33%	3
NEW YORK PHYSICIANS LLP		3			3
MEDFUSION		2	1	33%	3
NASSAU COUNTY HEALTH DEPARTMENT-FERNANDINA BEACH C		3			3
FLORIDA DEPARTMENT OF HEALTH IN ALACHUA COUNTY -			3	100%	3
GONZALEZ MD AND ASWAD MD HEALTH SERVICES			3	100%	3
OWL NOW URGENT CARE			3	100%	3
CVS SC7334POCT LEXINGTON		3			3
CVS NJ837POCT MARLTON		3			3
HARBORCHASE OF GAINESVILLE			3	100%	3
CENTURY LINK SPORTS COMPLEX			3	100%	3
APEX CLINICAL LABORATORIES INC		3			3
CARENOW-LEBANON		1	2	67%	3
HEALTHQUEST, INC		2	1	33%	3
BAPTIST HOSPITAL NURSING/PATIENT CARE			3	100%	3
THOMAS LANGLEY			3	100%	3
CVS MA1095POCT AMHERST		3			3
ERIE COUNTY PUBLIC HEALTH CLINICAL		3			3
MARRA'S PHARMACY		3			3
WAL-MART STORES EAST LP		2	1	33%	3
Kroger 635 - The Little Clinic Dacula		3			3
URGENT DOC - URGENT CARE CLINIC			3	100%	3
ADVENT HEALTH MEDICAL GROUP FAMILY MEDICINE			3	100%	3
CROWNE HEALTH CARE OF FORT PAYNE		2	1	33%	3
MURFREESBORO MEDICAL CLINIC		3			3
ADVENTHEALTH SEBRING- INFECTION CONTROL DEPARTMENT			3	100%	3
LAKESIDE HOSPITAL BELLE GLADE			3	100%	3
ADVICE FOR OPTIMAL WELLNESS, INC			3	100%	3
PATIENT FIRST - ALLENTOWN			3	100%	3
MOBIL LAB FOR ALL INC		3			3
RAPID CITY RUGENT CARE			3	100%	3
CVS PA1074POCT KENNETT SQUARE		3			3
FELICIDAD MEDICAL CENTER INC			3	100%	3
MED FUSION			3	100%	3
COVANCE CLS			3	100%	3
COMMUNICABLE DISEASE CONTROL/PUBLIC HEALTH EMERGENCY PREPAREDNESS			3	100%	3
HALIFAX HEALTH CARE FOR WOMEN		3			3
YATES COUNTY PUBLIC HEALTH		3			3
MEADOWS AT CYPRESS GARDENS, THE		3			3
FLORIDA MENTOR-POINT WEST CLUSTER		3			3
Medilodge of Montrose		3			3
ALLIANCE LABS @LRMC			3	100%	3
SKYLINE UROLOGY		3			3
CALLE OCHO DIALYSIS			3	100%	3
MEDEXPRESS URGENT CARE-ARLINGTON		2	1	33%	3
FLORIDA HOSPITAL PHYSICIANS GROUP		1	2	67%	3

COVID-19: testing by laboratory

Data through Mar 16, 2021 verified as of Mar 17, 2021 at 09:25 AM

Data in this report are provisional and subject to change.

The numbers in the table below represent the number of Florida and non-Florida residents for whom test results were received by the Department of Health. A person can be tested by more than one laboratory and can have both positive and negative results. **Therefore, the sum of the numbers in each column will be larger than the total number of people tested.**

Reporting lab	Inconclusive	Negative	Positive	Percent positive	Total
ADVENTHEALTH IMAGING LAKE NONA		1	2	67%	3
MIDDLETON PEDIATRICS			3	100%	3
MINNEOLA PLACE A HOMEBRIDGE COMMUNITY		3			3
ANN STORCK CENTER INC		3			3
EXCEL URGENT CARE OF NJ, LLC		1	2	67%	3
DOCTOR 4 U CLINIC		1	2	67%	3
PUBLIC HEALTH TRUST OF MIAMI DADE COUNTY			3	100%	3
WEST TN HEALTH MED NORTH		3			3
WALGREENS_COCONUT CREEK		3			3
FULGENT GENETICS HOUSTON		3			3
IAN C BOYKIN MD		2	1	33%	3
CVS PA5241POCT CHALFONT		3			3
SAVANNAH COVE		3			3
TAMPA INTERNATIONAL AIRPORT			3	100%	3
MANATEE URGENT CARE LLC			3	100%	3
SIGNATURE CARE PFLUGERVILLE			3	100%	3
LITTLE SPURS PEDIATRIC URGENT CARE		1	2	67%	3
MINUTECLINIC, LLC (CLINIC 10928)		3			3
Concordia Village of Tampa			3	100%	3
Kroger 571 - The Little Clinic Hendersonville		1	2	67%	3
CVS SC4122POCT TAYLORS		3			3
BROOKDALE SENIOR LIVING			3	100%	3
MEDEXPRESS URGENT CARE, BELLE VERNON		3			3
WHOLE CHILD PEDIATRICS			3	100%	3
Kroger 388 - The Little Clinic Braelinn Village		3			3
Kroger 592 - The Little Clinic Alexander Plaza		2	1	33%	3
JUPITER INTERNAL MEDICINE AND ASSOCIATES			3	100%	3
MEDEXPRESS URGENT CARE - FORT SMITH		3			3
MEDEXPRESS URGENT CARE - WEST ST PAUL, ROBERT ST S		3			3
PROPATH			3	100%	3
GARCIA MORALES NELSON			3	100%	3
MEDEXPRESS URGENT CARE - TOPEKA, SW WANAMAKER RD		3			3
OPP HEALTH AND REHABILITATION		3			3
FLORIDA GASTROENTEROLOGY ASSOCIATES PA		3			3
BAPTIST PRIMARY CARE FERNANDINA BEACH			3	100%	3
SCIENTIFIC LABORATORY DIVISION			3	100%	3
COVENANT PEDIATRICS		1	2	67%	3
ST. PETERSBURG PEDIATRICS- 38TH AVENUE			3	100%	3
FRESENIUS KIDNEY CARE			3	100%	3
PROMPT CARE OF CENTRAL FLORIDA LLC			3	100%	3
THE PATHOLOGY LABORATORY		1	2	67%	3
CVS AZ1720POCT QUEEN CREEK		3			3
LEGACY ER AND URGENT CARE			3	100%	3
CANOPY PEDIATRICS		3			3
CUMBERLAND MEDICAL CENTER INC		3			3
MEDEXPRESS URGENT CARE NORWIN		3			3
HOMELAND CENTER		3			3

COVID-19: testing by laboratory

Data through Mar 16, 2021 verified as of Mar 17, 2021 at 09:25 AM

Data in this report are provisional and subject to change.

The numbers in the table below represent the number of Florida and non-Florida residents for whom test results were received by the Department of Health. A person can be tested by more than one laboratory and can have both positive and negative results. **Therefore, the sum of the numbers in each column will be larger than the total number of people tested.**

Reporting lab	Inconclusive	Negative	Positive	Percent positive	Total
SEACOAST PATHOLOGY PROFESSIONAL ASSOC		3			3
WELLSTAR KENNESTONE HOSPITAL			3	100%	3
CVS MO8555POCT KANSAS CITY		3			3
NYU WINTHROP LABORATORY		3			3
DOCTORS HOSPITAL RENAISSANCE			3	100%	3
CVS GA5637POCT VILLA RICA		3			3
ST LUCIE COUNTY HEALTH DEPARTMENT		2	1	33%	3
CAREHERE LLC			3	100%	3
SOUTH LAKE FAMILY HEALTH CENTER			3	100%	3
GAINESVILLE PEDIATRIC ASSOCIATES			3	100%	3
ADVANCED PEDIATRICS			3	100%	3
MEDICAL CENTER OF CENTRAL GEORGIA			3	100%	3
Bethany Health and Rehab		3			3
MINUTECLINIC DIAGNOSTIC OF NORTH CARO		3			3
FLORIDA LABORATORY ANALYSIS, LLC			3	100%	3
COOPER UNIVERSITY HOSPITAL LABORATORY		2	1	33%	3
F W HUSTON MEDICAL CENTER SENIOR LIVIN		3			3
KISSIMMEE URGENT CARE		3			3
CVS PA2688POCT COLLEGEVILLE		3			3
SCHIFF CENTER FOR LIVER DISEASES		1	2	67%	3
Good Samaritan Society - Fairfield Glade		3			3
SUMMIT MEDICAL GROUP – WEST ORANGE		3			3
WEST COCOA PHARMACY			3	100%	3
CVS IL8753POCT CHICAGO		3			3
MARION COUNTY FIRE RESCUE		3			3
Rosedale Green		3			3
HOUSTON METHODIST HOSPITAL			3	100%	3
BROOKDALE OAKBRIDGE		1	2	67%	3
ST LUKES HOSPITAL LABORATORY		2	1	33%	3
UNITY HEALTH AND REHABILITATION CENTER			3	100%	3
CVS NM8918POCT ALBUQUERQUE		3			3
NC STATE LABORATORY OF PUBLIC HEALTH		3			3
SUN TERRACE HEALTH CARE CENTER			3	100%	3
MINUTECLINIC LLC #5176			3	100%	3
SOLERA SPECIALTY PHARMACY LLC		2	1	33%	3
ALLIED PHYSICIANS GROUP PLLC		3			3
CVS IN7653POCT EVANSVILLE		2	1	33%	3
CARENOW-ATASCOCITA			3	100%	3
LRHS Florida Poly Tech		3			3
AKRON GENERAL MEDICAL CENTER MAIN		3			3
INTERNAL MEDICINE AND WOUND CARE SPECIALIST LLC		3			3
SCRIPPS CLINIC MEDICAL			3	100%	3
SOUTH MIAMI HOSPITAL			3	100%	3
BAYCARE MEDICAL GROUP, INC		3			3
ADVANCED HEART CARE OF SOUTH FLORIDA		3			3
NATURE COAST PRIMARY CARE LAB LLC			3	100%	3
CVS NC3803POCT MOORESVILLE		3			3

COVID-19: testing by laboratory

Data through Mar 16, 2021 verified as of Mar 17, 2021 at 09:25 AM

Data in this report are provisional and subject to change.

The numbers in the table below represent the number of Florida and non-Florida residents for whom test results were received by the Department of Health. A person can be tested by more than one laboratory and can have both positive and negative results. **Therefore, the sum of the numbers in each column will be larger than the total number of people tested.**

Reporting lab	Inconclusive	Negative	Positive	Percent positive	Total
CARECENTER PHARMACY, LLC		3			3
SHANDS AT LAKE SHORE LAB		1	2	67%	3
CVS PHARMACY INC DBA CVS/PHARMACY #10908		3			3
CAMPAZZI CONCIERGE MEDICAL SERVICES		2	1	33%	3
BAYSIDE URGENT CARE CENTER INC			3	100%	3
Sears Coastal Nursing and Rehab		3			3
CVS MA6505POCT NEWTON		3			3
NASSAU COUNTY HEALTH DEPARTMENT		3			3
LUCID LABORATORY SERVICES		3			3
COVID PROCESSING SITE			3	100%	3
ORLANDO AIRPORT DIALYSIS		3			3
NHC HealthCare, Cookeville		3			3
BAPTIST OUTPATIENT SERVICES			3	100%	3
DEPARTMENT OF HEALTH AND ENVIRONMENTAL CONTROL			3	100%	3
COMMUNITY MEDICAL CENTER			3	100%	3
Bainbridge Health and Rehab		3			3
BOONES CREEK URGENT CARE		1	2	67%	3
ADVANCED MEDICAL RESEARCH CENTER LLC			3	100%	3
LB Broen Home		3			3
QUEST DIAGNOSTICS CLINICAL LABORATORIES INC		2	1	33%	3
MEDIC INFUSION PA		3			3
GENDERXPRESS/PICTURE ME PERFECT IMAGING			3	100%	3
CLINICAL CARE ASSOCIATES, INC			3	100%	3
Westside Terrace		3			3
MERCY HOSPITAL			3	100%	3
Kroger 627 - The Little Clinic Castleberry		2	1	33%	3
CVS MN6811POCT PLYMOUTH		3			3
LPG PEDIATRICS AT LEHIGH ACRES		2	1	33%	3
WYOMING DEPT OF HEALTH			3	100%	3
SEMINOLE FAMILY HEALTH CENTER		3			3
COASTAL SKIN SURGERY AND DERMATOLOGY PL		3			3
MEDEXPRESS URGENT CARE - WILKES BARRE		2	1	33%	3
WELLMED AT FORT PIERCE		1	2	67%	3
Greystone Health Care Center		3			3
MEDEXPRESS URGENT CARE - ANDERSON		3			3
TERRACE OF ST CLOUD, THE		2	1	33%	3
EAST TENNESSEE CHILDREN'S HOSPITAL		2	1	33%	3
STRINGFELLOW MEMORIAL HOSPITAL		3			3
MINUTE-CLINIC DIAGNOSTIC OF VIRGINIA, LLC #3949		3			3
BAPTIST PRIMARY CARE, INC.		2	1	33%	3
PHYSICIANS CARE INC		1	2	67%	3
Gracemore Nursing and Rehab		3			3
ENCOMPASS HEALTH REHABILITATION OF ALTAMONTE			3	100%	3
RUSSELL SAGE COLLEGE WELLNESS CENTER		3			3
BLACKWATER RIVER			3	100%	3
BRITO MEDICAL CENTER		1	2	67%	3
TMH PHYSICIAN PARTNERS BLOUNTSTOWN			3	100%	3

COVID-19: testing by laboratory

Data through Mar 16, 2021 verified as of Mar 17, 2021 at 09:25 AM

Data in this report are provisional and subject to change.

The numbers in the table below represent the number of Florida and non-Florida residents for whom test results were received by the Department of Health. A person can be tested by more than one laboratory and can have both positive and negative results. **Therefore, the sum of the numbers in each column will be larger than the total number of people tested.**

Reporting lab	Inconclusive	Negative	Positive	Percent positive	Total
MARYLAND STATE DEPT OF HEALTH	2		1	33%	3
MIDWAY SPECIALTY CARE RX LLC		1	2	67%	3
VIRGINIA DEPARTMENT OF HEALTH DIVISION OF			3	100%	3
CROSSROADS URGENT CARE PLLC		3			3
NIBHA MEDIRATTA MD PL			3	100%	3
FAMILY TREE MEDICAL GROUP PA		2	1	33%	3
HAVEN CUSTEAD CARE CENTER			3	100%	3
CVS OH10893POCT PARMA		2	1	33%	3
CVS MINUTE CLINIC DIAGNOSTIC MED GRP		3			3
MINUTECLINIC DIAGNOSTIC OF WISCONSIN,		3			3
GROVES CENTER			3	100%	3
CLARA MAASS TRANSITIONAL CARE UNIT		3			3
QUATRACOR PLLC		3			3
ONSLow MEMORIAL HOSPITAL LABORATORY		3			3
PINELLAS PARK HEALTH CENTER - PINELLAS CHD		1	2	67%	3
320 S TRANSIT ST		3			3
MAYO		1	2	67%	3
MEDPEDS ASSOCIATES OF SARASOTA PA		3			3
CTRS			3	100%	3
Grandview Health Care Center		3			3
SANFORD MOBILE LAB			3	100%	3
CVS SC5471POCT LEXINGTON		2	1	33%	3
SKIPPACK MEDICAL LAB			3	100%	3
2412 LEBANON PIKE		2	1	33%	3
LEE CONVENIENT CARE AT SUMMERLIN			3	100%	3
WHITE EARTH IHS MAIN LAB		3			3
BARONESS ERLANGER HOSPITAL		3			3
PREMIER CLINICAL RESEARCH INSTITUTE INC			3	100%	3
MANORCARE NURSING & REHABILITATION CENTER-NAPLES		3			3
HOPE HEALTH CARE, LLC		3			3
DACH MAIN LAB			3	100%	3
MEDEXPRESS URGENT CARE, CHAMBERSBURG		2	1	33%	3
SMOKY MOUNTAIN URGENT CARE AND FAMILY MEDICINE CENTER			3	100%	3
CLINICA HISPANIA			3	100%	3
PROHEALTH PRIMARY CARE - GLEN OAKS		3			3
AVANTE INVERNESS		1	2	67%	3
FHPG TAMPA PRIMARY CARE			3	100%	3
AUSTIN PUBLIC HEALTH			3	100%	3
MEDEXPRESS URGENT CARE - LITTLE ROCK		2	1	33%	3
CELEBRATION PRIMARY CARE ASSOCIATES LLC		3			3
MID FLORIDA CLINICAL LABORATORY		2	1	33%	3
LEESBURG REGIONAL MEDICAL CENTER URGENT CARE			3	100%	3
DOUGLASVILLE NURSING AND REHABILITATIO		3			3
CVS CA9721POCT ARCADIA		3			3
FLAGLER FAMILY MEDICINE PA			3	100%	3
BOLING, STEPHANIE		3			3
CVS IN6757POCT COLUMBUS		3			3

COVID-19: testing by laboratory

Data through Mar 16, 2021 verified as of Mar 17, 2021 at 09:25 AM

Data in this report are provisional and subject to change.

The numbers in the table below represent the number of Florida and non-Florida residents for whom test results were received by the Department of Health. A person can be tested by more than one laboratory and can have both positive and negative results. **Therefore, the sum of the numbers in each column will be larger than the total number of people tested.**

Reporting lab	Inconclusive	Negative	Positive	Percent positive	Total
TAYLOR MANOR		1	2	67%	3
PRISMA HEALTH MIDLANDS			3	100%	3
MARTHA A PRICE MD PA		1	2	67%	3
GREENTREE MEDICAL CENTER			3	100%	3
ADVANCED URGENT CARE CENTER OF THE UPPER KEYS		1	2	67%	3
Cleveland Clinic Weston			3	100%	3
Kroger 448 - The Little Clinic Mason		3			3
ALLIANCE FOR MULTISPECIALTY RESEARCH		3			3
MINUTECLINIC, LLC #05814		3			3
Village on the Green			3	100%	3
Magnolia Health and Rehab Center			3	100%	3
ST VINCENTS AMBULATORY CARE INC		1	2	67%	3
VICAR'S LANDING NURSING HOME		2	1	33%	3
UNIVERSITY OF KANSAS MEDICAL CENTER			3	100%	3
EXETER HOSPITAL		3			3
VA PRIMARY CARE ANNEX			3	100%	3
MEDEXPRESS URGENT CARE-CLOQUET		3			3
MEDEXPRESS URGENT CARE- COLUMBIA HEIGH		3			3
NEWSTAR MEDICAL LABORATORIES		3			3
QUALITY LABORATORY SERVICE		2	1	33%	3
GUTHRIE CORNING HOSPITAL LABORATORY		3			3
TREASURE COAST INFECTIOUS DISEASE CONSULTANTS		1	2	67%	3
HELIX LW UC		1	2	67%	3
WALGREENS #07502		3			3
ADRIANA M CASTRO MD PA		3			3
CARESPOT-WELLINGTON			3	100%	3
PARADISE VILLA ALF INCORPORATED		3			3
THE OASIS BEACHSIDE		3			3
ORLANDO REGIONAL HEALTH SERVICES		1	2	67%	3
Georgiana Health and Rehabilitation, LLC		3			3
Walgreens #5984		3			3
CVS AZ5026POCT MESA		3			3
OLEAN GENERAL HOSPITAL		3			3
NEBRASKA DEPARTMENT OF HEALTH AND HUMAN SERVICES			3	100%	3
CORTLAND COUNTY HEALTH DEPARTMENT		3			3
SUNCREST OMNI		3			3
CVS PA1379POCT LANSDALE		3			3
MEDEXPRESS URGENT CARE-CHIPPEWA		2	1	33%	3
Kennedy University Hospital -Wash Twp L		3			3
Kroger 768 - The Little Clinic Leestown Rd		2	1	33%	3
Kroger 387 - The Little Clinic Hubbards Lane		3			3
BRADENTON PHYSICIAN MEDICAL CENTER			3	100%	3
SOUTH COUNTY MENTAL HEALTH CENTER INC			3	100%	3
VILLAGES HEALTH, THE		3			3
MEDEXPRESS-HOUSTON EAST FWY		1	2	67%	3
MEDEXPRESS URGENT CARE - NORTH LITTLE		2	1	33%	3
NOVANT HEALTH PRESBYTERIAN		2	1	33%	3

COVID-19: testing by laboratory

Data through Mar 16, 2021 verified as of Mar 17, 2021 at 09:25 AM

Data in this report are provisional and subject to change.

The numbers in the table below represent the number of Florida and non-Florida residents for whom test results were received by the Department of Health. A person can be tested by more than one laboratory and can have both positive and negative results. **Therefore, the sum of the numbers in each column will be larger than the total number of people tested.**

Reporting lab	Inconclusive	Negative	Positive	Percent positive	Total
LAHEY CLINIC MEDICAL CENTER			3	100%	3
PEDIATRIC HEALTH CARE		1	1	50%	2
PRIMARY CARE SERVICES AT EDGEWATER		2			2
CVS IL8750POCT CHICAGO		1	1	50%	2
Imboden Creek Living Center		2			2
87TH MEDICAL GROUP – MCGUIRE AMBULATORY CARE FACILITY		2			2
Green Mountain Nursing and Rehabilitation		2			2
STARR CITY OF ROMA COMMUNITY CENTER			2	100%	2
CVS IL7017POCT BLOOMINGTON		2			2
Tidelands Health Rehabilitation Hospital			2	100%	2
NORTHEAST FLORIDA HEALTH SERVICES, INC DBA FAMILY HEALTH SOURCE			2	100%	2
ADVANCE FAMILY PRACTICE LLC□			2	100%	2
CHNJ		2			2
FLAGLER PROFESSIONAL HEALTH CAE SERVICES INC		2			2
SCIENTIFIC LABORATORY COMPANY		2			2
VA OUTPATIENT PHARMACY			2	100%	2
Kroger 328 - The Little Clinic Henderson Road		2			2
MONICE DR.			2	100%	2
HUMC		1	1	50%	2
MEMORIAL HERMANN CONSOLIDATED LABORATORY SERVICES			2	100%	2
PHYSICIANS LABORATORY SERVICES			2	100%	2
UPS			2	100%	2
HEARTLAND HOME HEALTH CARE		2			2
FKC AMELIA ISLAND DIALYSIS			2	100%	2
JUPITER PEDIATRIC ASSOCIATES, PA		1	1	50%	2
CREATIVE HEALTH CENTER			2	100%	2
MEDEXPRESS URGENT CARE-SELINGSGROVE		2			2
MEDEXPRESS URGENT CARE FOX CHAPEL		2			2
BROOKDALE ALTAMONTE SPRINGS			2	100%	2
ST. ELIZABETH HEALTHCARE			2	100%	2
Kroger 619 - The Little Clinic Hendersonville Indian Lake		2			2
JOHN D. ARCHBOLD MEM. HOSPITAL			2	100%	2
BOSTON MEDICAL CENTER			2	100%	2
GASTROENTEROLOGY ASSOCIATES			2	100%	2
LIFT HEALTH		2			2
STARR COUNTY MEMORIAL HOSPITAL			2	100%	2
CONWAY MEDICAL CENTER			2	100%	2
HOLY TRINITY PHARMACY LLC		2			2
TRINITY DIALYSIS			2	100%	2
UT PATH			2	100%	2
ADVENTHEALTH MEDICAL GROUP PEDIATRICS AT APOPKA		2			2
SOUTHEAST GEORGIA HEALTH SYSTEM			2	100%	2
ASHLEY PEDIATRICS			2	100%	2
CVS SC2250POCT COLUMBIA		2			2
JEFFERSON WASHINGTON TOWNSHIP HOSPITAL		2			2
CVS GA5622POCT DALLAS		1	1	50%	2
Hackensack Univ Medical Center At Pasc		1	1	50%	2

COVID-19: testing by laboratory

Data through Mar 16, 2021 verified as of Mar 17, 2021 at 09:25 AM

Data in this report are provisional and subject to change.

The numbers in the table below represent the number of Florida and non-Florida residents for whom test results were received by the Department of Health. A person can be tested by more than one laboratory and can have both positive and negative results. **Therefore, the sum of the numbers in each column will be larger than the total number of people tested.**

Reporting lab	Inconclusive	Negative	Positive	Percent positive	Total
CARE 365			2	100%	2
VOLUNTEERS OF AMERICA OF FLORIDA			2	100%	2
THOMASVILLE REGIONAL MEDICAL CENTER		2			2
CARE NOW DENTON			2	100%	2
CARE ATC SUN HYDRAULICS TALLAVAST			2	100%	2
MEDEXPRESS URGENT CARE - LINCOLN N 26T		2			2
FLORIDA MEDICAL CLINIC IM LUTz			2	100%	2
CVS TX7603POCT SAGINAW		2			2
PM PEDIATRICS OF BAYSIDE PLLC - HOPEWELL JUNCTION		2			2
SUNCOAST BLOOD BANK			2	100%	2
Colonial Manor Nursing and Rehabilitation Center		2			2
UC CORAL GABLES			2	100%	2
SOUTHCARE PHARMACY INC			2	100%	2
Manorcare Health Services West Reading North		2			2
Van Wert Manor		2			2
VENICE URGENT CARE – GULF COAST			2	100%	2
UNIVERSITY OF MARYLAND MEDICAL CENTER			2	100%	2
Robert Cranfield			2	100%	2
MEDEXPRESS URGENT CARE - WOODBURY			2	100%	2
HANOVER ENDOSCOPY CENTER		2			2
CVS AZ5477POCT SURPRISE		2			2
FLORIDA COMMUNITY HEALTH CENTERS, INC.			2	100%	2
PREMIER MEDICAL LABORATORY			2	100%	2
SANFORD REGIONAL HOSPITAL WORTHINGTON		2			2
Jersey City Medical Center		2			2
EXPRESS CARE OF THE SHOALS		1	1	50%	2
MEDEXPRESS URGENT CARE - SPRINGFIELD, COOLEY ST		2			2
OCALA REGIONAL KIDNEY CENTER-WEST			2	100%	2
PENSACOLA MEDICAL CLINIC LLC			2	100%	2
AUGUSTA HEALTH SKILLED CARE			2	100%	2
LABRADOR PRIMARY CARE CENTER			2	100%	2
HAMILTON COUNTY HEALTH DEPARTMENT		2			2
UW HOSPITAL AND CLINICS		1	1	50%	2
GALEN BAYLOR EXTENSION		2			2
Advanced Rehabilitation and Healthcare of Wichita Falls		2			2
HPH HOME CARE		1	1	50%	2
US LABS		2			2
CVS IL1170POCT JOLIET		2			2
DELRAY BEACH HEALTH DEPT LAB			2	100%	2
CHESTERFIELD HEALTHCARE GROUP, INC		2			2
WALGREENS #13605		2			2
DNA DIAGNOSTICS CENTER		2			2
ADVENTHEALTH IMAGING PARTIN SETTLEMENT			2	100%	2
MC MEDICAL			2	100%	2
BUFFALO CROSSINGS HEALTHCARE AND REHABILITATION CENTER			2	100%	2
COOPER CLINIC			2	100%	2
MANSFIELD MEDICAL LODGE			2	100%	2

COVID-19: testing by laboratory

Data through Mar 16, 2021 verified as of Mar 17, 2021 at 09:25 AM

Data in this report are provisional and subject to change.

The numbers in the table below represent the number of Florida and non-Florida residents for whom test results were received by the Department of Health. A person can be tested by more than one laboratory and can have both positive and negative results. **Therefore, the sum of the numbers in each column will be larger than the total number of people tested.**

Reporting lab	Inconclusive	Negative	Positive	Percent positive	Total
MEDEXPRESS URGENT CARE-BLOOMFIELD AVEN		2			2
JULIE STAATS DO		2			2
CVS OH3329POCT LAKEWOOD		2			2
MEDEXPRESS URGENT CARE - MARTINSVILLE		2			2
JUST BELIEVE RECOVERY CENTER			2	100%	2
Kroger 477 - The Little Clinic Fort Mitchell		2			2
STOP URGENT CARE			2	100%	2
BOND COMMUNITY HEALTH CENTER			2	100%	2
MAYO CLINIC BEACHES PRIMARY CARE CTR		2			2
WillowBrooke Court at Southampton Estates		2			2
MD NOW URGENT CARE CENTER INC.			2	100%	2
NEBRASKA MEDICAL CENTER			2	100%	2
NYU LANGONE HUNTINGTON MEDICAL GROUP		2			2
EXCEPTIONAL EMERGENCY CENTER - AMARILLO			2	100%	2
SPECIALTY LABORATORIES			2	100%	2
LAWRENCE GENERAL HOSPITAL			2	100%	2
USCG ABBOTT BINAXNOW		1	1	50%	2
Elba Nursing and Rehabilitation Center, LLC		2			2
WISE HEALTH SYSTEM		1	1	50%	2
Hartwell Health and Rehabilitation		2			2
CVS NC7057POCT SHELBY		2			2
TEXAS HEALTH CARE			2	100%	2
MERCY HEALTH LAB		1	1	50%	2
UF KANAPAHA LAB BEAKER		2			2
ROCKEFELLER UNIVERSITY CLINICAL GENOMICS LABORATOR		2			2
LIFETIME FAMILY URGENT CARE			2	100%	2
MEMORIAL HOSPITAL OF CARBONDALE			2	100%	2
MIDWAY PRIMARY CARE LLC		2			2
CVS MA137POCT QUINCY		2			2
MCLAREN REGIONAL MEDICAL CENTER			2	100%	2
VENICE REGIONAL BAYFRONT HEALTH			2	100%	2
MOBILE HEALTH LABS LLC			2	100%	2
CARTERSVILLE MEDICAL CENTER			2	100%	2
COLUMBIA COTTAGE		2			2
CVS NH2257POCT MANCHESTER		2			2
MEDEXPRESS URGENT CARE - LINCOLN VILLA		2			2
STEWARD ST ELIZABETH MEDICAL CENTER			2	100%	2
HELIX URGENT CARE			2	100%	2
CVS OH4499POCT LYNDHURST		2			2
KANSAS CITY VA MEDICAL CENTER			2	100%	2
CONCENTRA - PLANT CITY		2			2
HEALTH & REHAB CTR AT DOLPHINS VIEW, THE			2	100%	2
Huntington Health Care and Rehabilitation Center		2			2
SPRINGS MEDICAL LAB		1	1	50%	2
NATIONAL JEWISH HEALTH			2	100%	2
Piney Grove Nursing and Rehabilitation Center		2			2
BAPTIST HOSPITAL INTERNAL MEDICINE GULF BREEZE			2	100%	2

COVID-19: testing by laboratory

Data through Mar 16, 2021 verified as of Mar 17, 2021 at 09:25 AM

Data in this report are provisional and subject to change.

The numbers in the table below represent the number of Florida and non-Florida residents for whom test results were received by the Department of Health. A person can be tested by more than one laboratory and can have both positive and negative results. **Therefore, the sum of the numbers in each column will be larger than the total number of people tested.**

Reporting lab	Inconclusive	Negative	Positive	Percent positive	Total
CALIFORNIA DIVISION OF COMMUNICABLE DISEASE CONTROL			2	100%	2
NLC LABS			2	100%	2
RDX BIOSCIENCE INC			2	100%	2
PANCARE HEALTH - SNEADS ELEMENTARY			2	100%	2
NAVAL BRANCH MEDICAL CLINIC			2	100%	2
WALGREENS #15495		1	1	50%	2
CLEARWATER PAIN MANAGEMENT ASSOCIATES			2	100%	2
BROOKS -TLC HOSPITAL SYSTEM			2	100%	2
EMERALD TRACE		2			2
APPLECARE VALDOSTA			2	100%	2
NEW BRIDGE MEDICAL CENTER		2			2
CVS TX3292POCT WYLIE		2			2
SARASOTA MEMORIAL MEDICAL URGENT CARE CENTER			2	100%	2
VISTACARE PHARMACY I		2			2
HEALTH AND WELLNESS URGENT CARE LLC			2	100%	2
MEDICAL CENTER LABORATORY			2	100%	2
DEPT OF HEALTH			2	100%	2
CENTRAL ARKANSAS VETERANS HEALTHCARE SYSTEM - VETERANS AFFAIRS			2	100%	2
MD NOW URGENT CARE MEDICAL CENTERS INC			2	100%	2
MINUTECLINIC DIAGNOSTIC OF PA LLC		2			2
JORDAN VALLEY MEDICAL CENTER			2	100%	2
NORTHWELL HEALTH			2	100%	2
JMC TALLAHASSEE, LLC			2	100%	2
NORTHEAST FLORIDA INTERNAL MEDICINE PA		2			2
ST. MARY'S MEDICAL CENTER EVANSVILLE, INC			2	100%	2
LIFELINK OF FLORIDA		1	1	50%	2
DALLAS MEDICAL CENTER			2	100%	2
MINUTECLINIC DIAG OF IND, LLC #6908		2			2
DEKALB MEDICAL CENTER LABORATORY			2	100%	2
DASCENA LAB			2	100%	2
MINUTECLINIC, DIAGNOSTIC OF TEXAS, LLC		2			2
OAKS OF CLEARWATER, THE		2			2
BFT LAB			2	100%	2
NEIGHBORCARE PHARMACY SERVICES		2			2
TRICORE REFERENCE LABORATORY		1	1	50%	2
SUNNYSIDE MANOR		2			2
Iron County Medical Care Facility		2			2
BERGEN COUNTY SURGICAL AND ENDOSCOPY CENTER		2			2
CHILDREN'S MEDICAL CENTER-EAST ORLANDO			2	100%	2
MEDEXPRESS URGENT CARE - WEXFORD		2			2
PALM WEST INTERNIST PA			2	100%	2
FL DEPT OF HEALTH MARION COUNTY MOBILE HEALTH UNIT			2	100%	2
BAYLOR SCOTT & WHITE COMPREHENSIVE WOUND			2	100%	2
ELMHURST MEMORIAL HOSPITAL			2	100%	2
RCA LABORATORY SERVICES LLC			2	100%	2
LAKEVIEW HEALTH CARE SYSTEM LLC			2	100%	2
UNIVERSITY OF MIAMI SCCC RESEARCH LABORATORY			2	100%	2

COVID-19: testing by laboratory

Data through Mar 16, 2021 verified as of Mar 17, 2021 at 09:25 AM

Data in this report are provisional and subject to change.

The numbers in the table below represent the number of Florida and non-Florida residents for whom test results were received by the Department of Health. A person can be tested by more than one laboratory and can have both positive and negative results. **Therefore, the sum of the numbers in each column will be larger than the total number of people tested.**

Reporting lab	Inconclusive	Negative	Positive	Percent positive	Total
JOJAN PHARMA INC		2			2
GRACE HEALTHCARE OF LAKE WALES		1	1	50%	2
BAYLOR COLLEGE OF MEDICINE			2	100%	2
Manor Care-Kingston Court of York PA, LLC		2			2
DMC UNIVERSITY LABORATORIES		1	1	50%	2
VANAYER HEALTHCARE AND REHAB CENTER		2			2
MID AMERICA CLINICAL LABS			2	100%	2
POMONA VALLEY COMMUNITY HOSPITAL			2	100%	2
MEDSTAR HARBOR HOSPITAL			2	100%	2
FIRST PREVENTION AND DIALYSIS CENTER LLC			2	100%	2
HERNANDO CHILDREN'S			2	100%	2
ALVERNO CLINICAL LABORATORIES			2	100%	2
ST LUKES HOSPITAL			2	100%	2
BELLIN HOSPITAL			2	100%	2
UNIVERSITY OF TEXAS AT EL PASO, THE			2	100%	2
Kroger 550 - The Little Clinic Bellevue		2			2
NEW GEN LABS			2	100%	2
ROPER HOSPITAL			2	100%	2
SPECTRA EAST INC		1	1	50%	2
MAGNOLIA MANOR OF COLUMBUS		2			2
WASHINGTON STATE DEPARTMENT OF HEALTH PUBLIC HEALTH LABORATORIES			2	100%	2
MEASE COUNTRYSIDE HOSPITAL CARDIAC REH			2	100%	2
INSPIRE HEALTHCARE CENTER			2	100%	2
CVS IL2798POCT CHICAGO		1	1	50%	2
COOK HOSPITAL AND CARE CENTER		1	1	50%	2
BEAUFORT MEMORIAL			2	100%	2
OSF ST JOSEPH MEDICAL CENTER			2	100%	2
POMERENE HOSPITAL			2	100%	2
VAULT HEALTH			2	100%	2
PRECISION CLINICAL RESEARCH			2	100%	2
HEALTH PARTNERS REGIONAL HOSPITAL			2	100%	2
BLACKBAG DIGITAL HEALTH LLC		2			2
TENNESSEE DEPARTMENT OF HEALTH (TDH) - REGIONAL LABORATORY			2	100%	2
GULF COAST MEDICAL CENTER RESPIRATORY CARE			2	100%	2
TMH REHABILITATION CENTER		2			2
CVS MA957POCT WEST SPRINGFIELD		2			2
BLUEWATER TOXICOLOGY			2	100%	2
ATLAS GENOMICS			2	100%	2
Church Creek SNF			2	100%	2
ROBERTS WESLEYAN COLLEGE HEALTH CENTE		2			2
PRIMACARE MEDICAL LAKEWOOD			2	100%	2
CVS TX7288POCT DALLAS		2			2
RICHICHI FAMILY HEALTH			2	100%	2
NEMOURS CHILDREN'S PRIMARY CARE THE VILLAGES		2			2
NORTH OKALOOSA PHYSICIAN GRP - WALK IN CLINIC			2	100%	2
UHEALTH CORAL SPRINGS			2	100%	2
STATE OF FLORIDA			2	100%	2

COVID-19: testing by laboratory

Data through Mar 16, 2021 verified as of Mar 17, 2021 at 09:25 AM

Data in this report are provisional and subject to change.

The numbers in the table below represent the number of Florida and non-Florida residents for whom test results were received by the Department of Health. A person can be tested by more than one laboratory and can have both positive and negative results. **Therefore, the sum of the numbers in each column will be larger than the total number of people tested.**

Reporting lab	Inconclusive	Negative	Positive	Percent positive	Total
CHEROKEE COUNTY HEALTH AND REHAB CENTER		2			2
PALM MEDICAL CENTER - PLANT CITY		2			2
SANIBEL MEDICAL CLINIC			2	100%	2
MEDEXPRESS URGENT CARE - SPRINGDALE, S 40TH STREET		2			2
JACKSON LABORATORY OF GENOMIC MEDICINE		2			2
SELECT MEDICAL CLINIC			2	100%	2
Parkridge Specialty Care		2			2
ACCESS MEDICAL GROUP OF FLORIDA CITY			2	100%	2
JOHNSON CITY MEDICAL CENTER		1	1	50%	2
ADVOCATE SHERMAN HOSPITAL			2	100%	2
MED-LAKE LABORATORY, LLC			2	100%	2
THE WINDSOR ORTEGA		2			2
FLORIDA MEDICAL CLINIC, LLC			2	100%	2
SOUTHERN SURGICAL ARTS		2			2
WARD MEMORIAL HOSPITAL		2			2
MAWD PATHOLOGY GROUP			2	100%	2
PREMIER MOBILE HEALTH SERVICES, LLC			2	100%	2
CVS SC7567POCT BOILING SPRINGS		1	1	50%	2
WISCONSIN STATE LABORATORY OF HYGIENE		1	1	50%	2
UWMC MONTLAKE DEPT OF LAB MED			2	100%	2
COASTAL MEDICAL LAB			2	100%	2
CVS OH4300POCT STRONGSVILLE		2			2
FLORIDA DEPARTMENT OF HEALTH PINELLAS COUNTY- Walgreens #19019			2	100%	2
RIVER CITY MEDICAL ASSOCIATES, INC			2	100%	2
THE CLUB AT BOYNTON BEACH, LLC			2	100%	2
COMPLETE HEALTH MEDICAL CENTER			2	100%	2
DRR JMC URGENT CARE DONALD ROSS			2	100%	2
WURLAND NURSING AND REHABILITATION, L		2			2
BAPTIST HEALTH LEXINGTON			2	100%	2
LABCORP OF AMERICA HOLDINGS		1	1	50%	2
VETERANS AFFAIRS MEDICAL CENTER - GREATER LOS ANGELES			2	100%	2
PATIENT FIRST MEDICAL CENTER-CARYTOWN			2	100%	2
CARTER BLOOD CARE			2	100%	2
WILSON MEMORIAL HOSPITAL			2	100%	2
MEMORIAL HERMANN			2	100%	2
ORLANDO HEALTH PHYSICIAN GROUP			2	100%	2
TEXAS REGIONAL ASTHMA & ALLERGY CENTER			2	100%	2
ADVENTIST HINSDALE HOSPITAL LABORATORY			2	100%	2
Virginia Gay Nursing and Rehab		2			2
NEW YORK CITY CENTRAL COVID			2	100%	2
MINUTECLINIC, LLC, DBA MINUTECLINIC #4		2			2
CVS SC2497POCT LEXINGTON		2			2
MEDEXPRESS URGENT CARE - RUNNEMEDE		1	1	50%	2
UTMB PATHOLOGY CLINICAL SERVICES LABORATORY			2	100%	2
LINIL VISITING NURSES, INC		2			2
AFC/DOCTORS EXPRESS NORTH BERGEN		2			2

COVID-19: testing by laboratory

Data through Mar 16, 2021 verified as of Mar 17, 2021 at 09:25 AM

Data in this report are provisional and subject to change.

The numbers in the table below represent the number of Florida and non-Florida residents for whom test results were received by the Department of Health. A person can be tested by more than one laboratory and can have both positive and negative results. **Therefore, the sum of the numbers in each column will be larger than the total number of people tested.**

Reporting lab	Inconclusive	Negative	Positive	Percent positive	Total
CVS MA920POCT CLINTON		2			2
MEDEXPRESS URGENT CARE-SALINA, S 9TH ST		2			2
CDK LIBERTY ENTERPRISES, LLC		2			2
Cedar Valley Nursing & Rehab Center		2			2
BAYCARE OUTREACH LAB WH SOUTH			2	100%	2
LAB CORP OF AMER SAN DIEGO			2	100%	2
NAVAL MEDICAL CENTER			2	100%	2
Good Samaritan Society Waukon		2			2
JACKSONVILLE VA OPC			2	100%	2
UK HEALTHCARE			2	100%	2
LEGACY LABORATORY SERVICES			2	100%	2
CATSKILL REGIONAL MEDICAL CENTER		2			2
PRONTO URGENT CARE			2	100%	2
ST JOHN'S RIVERSIDE HOSPITAL		2			2
MANASOTA PEDIATRICS			2	100%	2
COMMUNITY HEALTH CENTERS INC			2	100%	2
New Jersey Aim At Smg		2			2
LAKE SUCCESS EXTENDED CARE		2			2
PALM BAY COMMUNITY OUTPATIENT CLINIC		2			2
MEDEXPRESS URGENT CARE-MT PLEASANT		1	1	50%	2
BIOHEALTH MEDICAL LAB INC			2	100%	2
PALM CITY NURSING AND REHAB CENTER			2	100%	2
HAILE MEDICAL GROUP PA		2			2
MINUTECLINIC DIAG OF IND, LLC #6250		2			2
AFC PHYSICIANS OF FLORIDA, PA			2	100%	2
CHAPPEL GROUP RESEARCH, THE		2			2
MEMORIAL HEALTH UNIVERSITY MEDICAL CENTER			2	100%	2
CVS CT288POCT BRISTOL		2			2
SINAI POST ACUTE NURSING AND REHAB CE		2			2
WALGREENS #05477		2			2
RRMC CREEKSIDE LAB		2			2
SAFE PMC		2			2
MEDRITE MEDICAL CARE PC		2			2
HEALTH FIRST MEDICAL GROUP			2	100%	2
COMMUNITY HEALTH CENTERS OF PINELLAS, INC			2	100%	2
WELL HEALTH LABS			2	100%	2
BAYCARE LABORATORIES			2	100%	2
MINUTECLINIC DIAGNOSTIC, PA #10252		2			2
BAYSHORE MEDICAL CENTER			2	100%	2
DAYTON CHILDRENS HOSPITAL LAB			2	100%	2
GULF COAST REGIONAL MEDICAL CARE		2			2
TULANE MEDICAL CENTER			2	100%	2
EXPRESSCARE URGENT CARE CENTER			2	100%	2
MEDEXPRESS URGENT CARE-WILKINS TOWNSHIP, WILLIAM PENN HIGHWAY		2			2
NIAGARA APOTHECARY INC		2			2
MEDEXPRESS URGENT CARE - LAWRENCE		2			2
CVS PHARMACY			2	100%	2

COVID-19: testing by laboratory

Data through Mar 16, 2021 verified as of Mar 17, 2021 at 09:25 AM

Data in this report are provisional and subject to change.

The numbers in the table below represent the number of Florida and non-Florida residents for whom test results were received by the Department of Health. A person can be tested by more than one laboratory and can have both positive and negative results. **Therefore, the sum of the numbers in each column will be larger than the total number of people tested.**

Reporting lab	Inconclusive	Negative	Positive	Percent positive	Total
CLEVELAND CLINIC IMAGING			2	100%	2
GENOTOX LABORATORIES		1	1	50%	2
DALLAS VA MEDICAL CENTER - VA NORTH TEXAS HEALTH CARE SYSTEM			2	100%	2
OAKMONT EAST- GREENVILLE SC, LLC		2			2
MIAMI DADE MEDICAL RESEARCH INSTITUTE			2	100%	2
Workmens Circle Multicare Center		2			2
ASSOCIATES IN UROGYNECOLOGY MD LLC		2			2
BAPTIST HEALTHCARE - LAKEVIEW CENTER INC		2			2
CVS IN6559POCT AVON		2			2
BRANDYWYNE HEALTH CARE CENTER			2	100%	2
CVS MA447POCT NORTHAMPTON		2			2
FLORIDA MEDICAL CENTER OF CLEARWATER		2			2
PUBLIC HEALTH LABORATORY	1		1	50%	2
CVS OH5457POCT POWELL		2			2
THE DOCTOR'S OFFICE OF WEST CALDWELL		2			2
MINUTECLINIC DIAGNOSTIC PA #7110		2			2
KAILOS GENETICS INC			2	100%	2
MEDEXPRESS URGENT CARE - BENTON		2			2
UHEALTH CARDIOLOGY			2	100%	2
SMITH NORTHVIEW HOSPITAL LAB			2	100%	2
YOUTH AND YOU, INC		2			2
CHIEFLAND MEDICAL CENTER LLC			2	100%	2
BENEVA LAKES ASSISTED LIVING CENTER			2	100%	2
Kroger 777 - The Little Clinic Shelbyville		1	1	50%	2
VALUE DRUGS BRONXVILLE INC		2			2
CRUC CMCH-COVID-19		2			2
WOMENS CARE FLORIDA LLC-LABORATORY		2			2
WEST FLORIDA MEDICAL ASSOCIATES, PA			2	100%	2
SOUTH BEND MEDICAL FOUNDATION			2	100%	2
COBLESKILL REGIONAL HOSPITAL		2			2
MARTIN MEDICAL CENTER INC		1	1	50%	2
RENFREW CENTERS INC		2			2
NORTHSIDE FAMILY MEDICINE AND URGENT CARE (HOLLY SPRINGS)		2			2
RIVERSIDE METHODIST HOSPITAL LAB			2	100%	2
CLEAR LAKE REGIONAL MEDICAL CENTER			2	100%	2
University Plaza Rehabilitation and Nursing			2	100%	2
PM PEDIATRICS OF SELDEN, PLLC		2			2
ATLANTIC DIAGNOSTICS			2	100%	2
DOCTOR'S IN-HOUSE LAB/COMMUNITY HEALTH CENTERS OF PINELLAS - JOHNNIE R			2	100%	2
HAMILTON CHD		2			2
HUMILITY OF MARY HEALTH PARTNERS			2	100%	2
CITRUS HEALTH NETWORK INC			2	100%	2
IN & OUT URGENT CARE METAIRIE			2	100%	2
MISSION HOSPITAL REGIONAL MEDICAL CENTER			2	100%	2
FLORIDA MEDICAL CLINIC CARDIOLOGY-ZH			2	100%	2
PALMS OF FT MYERS,THE			2	100%	2
CVS OH4301POCT NORTHFIELD		2			2

COVID-19: testing by laboratory

Data through Mar 16, 2021 verified as of Mar 17, 2021 at 09:25 AM

Data in this report are provisional and subject to change.

The numbers in the table below represent the number of Florida and non-Florida residents for whom test results were received by the Department of Health. A person can be tested by more than one laboratory and can have both positive and negative results. **Therefore, the sum of the numbers in each column will be larger than the total number of people tested.**

Reporting lab	Inconclusive	Negative	Positive	Percent positive	Total
APALACHEE CENTER INC		2			2
OAKMONT WEST- GREENVILLE SC		2			2
PREMIER PEDIATRICS LLC			2	100%	2
UNIVERSITY HOSPITAL OF BROOKLYN		2			2
NORTHSIDE FAMILY MEDICINE AND URGENT CARE (EAST COBB)		2			2
CIMA MEDICAL CENTER		1	1	50%	2
RAJ K PAI MD PA			2	100%	2
GOUVERNEUR HOSPITAL LABORATORY		2			2
UNIVERSITY OF MISSOURI HEALTH CARE			2	100%	2
CHARLOTTE COUNTY HEALTH DEPARTMENT			2	100%	2
HCR MANOR CARE SERVICES OF FLORIDA III INC		2			2
DEER'S HEAD CENTER		2			2
SUNSHINE PHARMACY		2			2
Lake Charles Healthcare LLC dba Landmark Lake Charles			2	100%	2
CATHOLIC HEALTH LABORATORY SERVICES		2			2
PALOS COMMUNITY HOSPITAL LABORATORY			2	100%	2
PARKLAND HEALTH & HOSPITAL			2	100%	2
LACORP		1	1	50%	2
MINUTECLINIC #788		2			2
107TH PLACE GROUP HOME		2			2
SOUTHEASTERN INSTITUTE OF RESTORATIVE MEDICINE		1	1	50%	2
Covington Care Nursing and Rehabilitation		2			2
Holiday Retirement Home			2	100%	2
CROSSROADS			2	100%	2
CVS AZ33POCT TEMPE		2			2
Timber Ridge Health Care Center			2	100%	2
SACRED HEART HOSPITAL ON THE EMERALD			2	100%	2
Kroger 441 - The Little Clinic Middletown		2			2
MIDDLE TENN MENTAL HEALTH INSTITUTE		2			2
CONCENTRA - ORLANDO SOUTH II		2			2
University Center East			2	100%	2
DELAWARE DIAGNOSTICS LABS			2	100%	2
ATHENA CARE RESOURCES LLC		2			2
CVS M08581POCT BLUE SPRINGS		1	1	50%	2
NOVA SOUTHEASTERN UNIVERSITY - STUDENT MEDICAL CTR			2	100%	2
Life Care Center of Elyria		2			2
INTERNAL MEDICINE ASSOCIATES-DUNELLON			2	100%	2
NATHAN LITTAUER HOSPITAL LAB		2			2
MOUNT SINAI AVENTURA DIAGNOSTIC CENTER			2	100%	2
FLORIDA SCHOOL FOR THE DEAF & BLIND			2	100%	2
NEMOURS CHILDREN'S URGENT CARE LAKE NONA			2	100%	2
Alden Des Plaines			2	100%	2
FLORIDA KEYS PED & ADOLES CTR			2	100%	2
DESERT HOSPITAL/CPHU CLINICAL LABORATORY			2	100%	2
UNIVERSITY HEALTH SERVICES RIVER CAMPUS		2			2
BROOKSVILLE DIALYSIS			2	100%	2
Crowne Health Care of Greenville		2			2

COVID-19: testing by laboratory

Data through Mar 16, 2021 verified as of Mar 17, 2021 at 09:25 AM

Data in this report are provisional and subject to change.

The numbers in the table below represent the number of Florida and non-Florida residents for whom test results were received by the Department of Health. A person can be tested by more than one laboratory and can have both positive and negative results. **Therefore, the sum of the numbers in each column will be larger than the total number of people tested.**

Reporting lab	Inconclusive	Negative	Positive	Percent positive	Total
NORTH MANATEE HEALTH CARE CENTER			2	100%	2
Kroger 101 - The Little Clinic Hill Top		2			2
BERNHARDT LABORATORIES INC			2	100%	2
STANFORD HEALTH CARE ANATOMIC PATHOLOGY & CLINICAL LAB			2	100%	2
CARENOW LENEXA			2	100%	2
CIGNA GATEWAY			2	100%	2
STUDENT HEALTH SERVICES			2	100%	2
WEAKLEY COUNTY REHAB AND NURSING CENTER		2			2
IM&P WELLNES CENTER			2	100%	2
MADISON HOSPITAL LABORATORY			2	100%	2
CVS MO5724POCT KANSAS CITY		2			2
SOUTH TAMPA AFTER HOURS CLINIC			2	100%	2
INTERNAL MEDICINE SPECIALISTS MEDICAL GROUP, PA		2			2
MAINE CENTER FOR DISEASE CONTROL AND PREVENTION			2	100%	2
VA SALT LAKE CITY HCS		2			2
METHODIST MANSFIELD MEDICAL CENTER			2	100%	2
MINUTECLINIC DIAGNOSTIC OF TEXAS, LLC #7435		2			2
ALL PEDIATRIC CARE PA			2	100%	2
BIRMINGHAM INTERNAL MEDICINE ASSOCIATE		1	1	50%	2
AdventHealth Care Center Orlando North			2	100%	2
Stillwater Healthcare		2			2
RAPID URGENT CARE - ALBANY			2	100%	2
MEDEXPRESS URGENT CARE - BROOKHAVEN		2			2
DOWN HOME MEDICAL			2	100%	2
MOBILE COUNTY HEALTH DEPARTMENT		1	1	50%	2
FLORIDA MEDICAL CENTER			2	100%	2
TWIN LAKES REHAB & HEALTHCARE		2			2
COUNTRY COTTAGE		2			2
SYNEOS HEALTH			2	100%	2
AGILE URGENT CARE			2	100%	2
BAYMEADOWS PRIMARY CARE		2			2
INTERMOUNTAIN MEDICAL CENTER			2	100%	2
SPRING HILL REGIONAL HOSPITAL			2	100%	2
INTEGRITY CLINICAL RESEARCH CENTER INC		1	1	50%	2
THE FOUNTAIN AT BOCA CIEGA BAY		2			2
MEMORIAL SLOAN KETTERING CANCER CENTER		1	1	50%	2
ADVANTA ANALYTICAL LABORATORIES			2	100%	2
INA		1	1	50%	2
MEMORIAL HOSPITAL OF SOUTH BEND			2	100%	2
ADVANCED MEDICAL CARE			2	100%	2
CVS MA1945POCT HANOVER		2			2
Kroger 745 - The Little Clinic Somerset		2			2
FLORIDA PRIMARY CARE CENTER PA		2			2
NEMOURS CHILDREN'S PRIMARY CARE OF VERO BEACH			2	100%	2
CVS NH6596POCT HAMPTON		2			2
NORTH MCALLEN PEDIATRIC CENTER			2	100%	2
Kroger 130 - The Little Clinic Colorado Springs		2			2

COVID-19: testing by laboratory

Data through Mar 16, 2021 verified as of Mar 17, 2021 at 09:25 AM

Data in this report are provisional and subject to change.

The numbers in the table below represent the number of Florida and non-Florida residents for whom test results were received by the Department of Health. A person can be tested by more than one laboratory and can have both positive and negative results. **Therefore, the sum of the numbers in each column will be larger than the total number of people tested.**

Reporting lab	Inconclusive	Negative	Positive	Percent positive	Total
VALLEY MEDICAL LABORATORY			2	100%	2
UNITED MEMORIAL MEDICAL CENTER			2	100%	2
PROSPECT URGENT CARE			2	100%	2
UVA HEALTH SYSTEM MEDICAL LABORATORIES			2	100%	2
GREEN POINT RX INC DBA ALTRU CHEMISTS		2			2
ST JOSEPH'S HOSPITAL INC			2	100%	2
Lenawee Medical Care Facility		2			2
SUNBRIDGE CARE & REHAB FOR DECATUR		2			2
MAJESTIC GUARDIANS			2	100%	2
DIVERSE MEDICAL CARE LLC			2	100%	2
Iowa Veterans Home		2			2
CSS- TWELVE OAKS			2	100%	2
NEWTON MEMORIAL HOSPITAL		2			2
RIVERVIEW MEDICAL CLINIC		2			2
Kroger 096 - The Little Clinic Orchard and Holly		2			2
VA CBOC			2	100%	2
SHELL POINT HOME HEALTH			2	100%	2
KIVA AT MOUNT DORA			2	100%	2
MEDEXPRESS URGENT CARE- ALLISON PARK		1	1	50%	2
OMEGA RESEARCH CONSULTANTS			2	100%	2
SPECTRUM HEALTH			2	100%	2
SARASOTA IMMEDIATE CARE			2	100%	2
MEMORIAL HOSPITAL WEST			2	100%	2
MEDERI CARETENDERS		1	1	50%	2
The Grand Rehabilitation & Nursing Utica		2			2
SANTA ROSA COUNTY HEALTH DEPARTMENT			2	100%	2
WALKONCLINIC			2	100%	2
AUSTIN REGIONAL CLINIC MICROBIOLOGY LAB			2	100%	2
ASPIRUS RIVERVIEW HOSPITAL & CLINICS INC		1	1	50%	2
VENETIAN GARDENS		2			2
Providence of Sparta Health and Rehabilitation		2			2
SUMMERFIELD RETIREMENT LIVING, INC			2	100%	2
ASANTE ROGUE REGIONAL MEDICAL CENTER L		2			2
CVS TX7156POCT RICHARDSON		2			2
Greystone Nursing and Rehab, LLC			2	100%	2
Kroger 739 - The Little Clinic La Grange Road		2			2
MINUTECLINIC DIAGNOSTIC, PA		2			2
ROUTE 16 PHARMACY LLC DBA HOLLAND PHAR		2			2
Macon Valley Nursing and Rehabilitation Center		2			2
PINELLAS CHD - CLEARWATER		1	1	50%	2
FASTCARE LLC			2	100%	2
MAYO CLINIC COUMADIN CLINIC LABORATORY		1	1	50%	2
APC PEDIATRICS			2	100%	2
BROOKDALE PALM BEACH GARDENS			2	100%	2
ManorCare Rehab Center of Marietta		2			2
CVS AZ10150POCT PHOENIX		2			2
WHITESANDS OUTPATIENT TREATMENT		2			2

COVID-19: testing by laboratory

Data through Mar 16, 2021 verified as of Mar 17, 2021 at 09:25 AM

Data in this report are provisional and subject to change.

The numbers in the table below represent the number of Florida and non-Florida residents for whom test results were received by the Department of Health. A person can be tested by more than one laboratory and can have both positive and negative results. **Therefore, the sum of the numbers in each column will be larger than the total number of people tested.**

Reporting lab	Inconclusive	Negative	Positive	Percent positive	Total
441 URGENT CARE-MULBERRY			2	100%	2
NATIONWIDE LABORATORY SERVICES		1	1	50%	2
MINUTECLINIC #1773		2			2
DURAND SENIOR CARE & REHAB CENTER		2			2
UNIVERSITY COMMUNITY HEALTH SERVICES		1	1	50%	2
St. Josephs Hospital			2	100%	2
DOCTORS MEDICAL CTR OF WALTON COUNTY			2	100%	2
CVS MA2401POCT MARSHFIELD		2			2
SAWGRASS PEDIATRIC PARTNERS LLC			2	100%	2
PALMETTO FAMILY HEALTH CENTER			2	100%	2
SWEETWATER NURSING CENTER		2			2
MAIN STREET MEDICAL CENTERS		2			2
WALGREENS #06583		2			2
PRIMARY HEALTH CARE ASSOCIATES INC			2	100%	2
CQUENTIA NGS, LLC			2	100%	2
Birchaven		2			2
FHCP ASC - ORANGE CITY			2	100%	2
HOUSTON HEALTH DEPARTMENT - BUREAU OF LABORATORY SERVICES			2	100%	2
PALM COAST DIALYSIS		2			2
INTEGRATED REGIONAL LABS			2	100%	2
DALLAS BAPTIST UNIVERSITY - HEALTH SERVICES			2	100%	2
LONG, SARAH		1	1	50%	2
MINUTECLINIC DIAGNOSTIC OF OHIO #6139		2			2
UMHC HOLLYWOOD LABORATORY			2	100%	2
CHI MEMORIAL PRIMARY CARE ASSOCIATES-A		2			2
JRS LABORATORY			2	100%	2
HACKENSACK MERIDIAN URGENT CARE, PC		2			2
UNIVERSTIY OF ILLINOIS HOSPITAL			2	100%	2
The Palms Nursing and Rehabilitation		1	1	50%	2
JBSA-SAM HOUSTON			2	100%	2
SHORE MEDICAL CENTER		2			2
HAPPY KIDZ PEDIATRICS PL		1	1	50%	2
AYASS BIOSCIENCE LLC			2	100%	2
MEDICAL ASSOCIATES OF BREVARD DR S VYAS			2	100%	2
ACN PHYSICIANS GROUP CORP			2	100%	2
ST. JOSEPH REGIONAL MEDICAL CENTER			2	100%	2
WALGREENS #3811			2	100%	2
Cottage of the Shoals		2			2
CVS PA4000POCT INDIANA		2			2
TALLAHASSEE MEMORIAL HEALTHCARE FAMILY MED RESIDENCY			2	100%	2
THE RIM URGENT CARE			2	100%	2
WEST COAST PEDIATRICS			2	100%	2
Kings County Hospital Center			2	100%	2
MEDEXPRESS URGENT CARE - CONWAY		2			2
RIGHT AT HOME			2	100%	2
BRENTWOOD AT FORE RANCH			2	100%	2
OSF SAINT FRANCIS MEDICAL CENTER			2	100%	2

COVID-19: testing by laboratory

Data through Mar 16, 2021 verified as of Mar 17, 2021 at 09:25 AM

Data in this report are provisional and subject to change.

The numbers in the table below represent the number of Florida and non-Florida residents for whom test results were received by the Department of Health. A person can be tested by more than one laboratory and can have both positive and negative results. **Therefore, the sum of the numbers in each column will be larger than the total number of people tested.**

Reporting lab	Inconclusive	Negative	Positive	Percent positive	Total
LOWELL GENERAL HOSPITAL			2	100%	2
MEMORIAL HEALTH SYSTEM		1	1	50%	2
COVANCE			2	100%	2
CVS MA41POCT TAUNTON		2			2
TRUE HEALTH INC			2	100%	2
Kroger 426 - The Little Clinic Suwanee		2			2
Walgreens #9278		2			2
Kroger 853 - The Little Clinic East Broad Street		2			2
SPRINGHILL SENIOR RESIDENCE		2			2
SIGNAL DIAGNOSTICS DBA FLOWHEALTH LABS			2	100%	2
ORMOND BEACH URGENT CARE			2	100%	2
OPTUM PRIMARY CARE		1	1	50%	2
ADVANCED MEDICAL OF FLORIDA			2	100%	2
EVERYBODY'S FAMILY CLINIC		2			2
TGH Brandon Healthplex Laboratory			2	100%	2
GENETIC ASSAYS INC			2	100%	2
NYUMC CLINICAL LABORATORIES			2	100%	2
SKIN WELLNESS PHYSICIANS LLC		2			2
CVS MA2125POCT NATICK		1	1	50%	2
CLINICAL REFERENCE LABORATORY, INC		2			2
Sevierville Health and Rehabilitation		2			2
ESCANDON DIAGNOSTIC CLINIC			2	100%	2
CVS IN8669POCT INDIANAPOLIS		2			2
Eagle Health and Rehabilitation		2			2
INTEAM HEALTH, INC.			2	100%	2
Camellia Gardens		2			2
CVS ME329POCT PORTLAND		2			2
PARKRIDGE MEDICAL CENTER			2	100%	2
CVS TX7675POCT RED OAK			2	100%	2
SOUTHERN BREEZE HEALTHCARE		1	1	50%	2
Kroger 020 - The Little Clinic Wheat Ridge		2			2
Chatham Nursing and Rehab Center		2			2
PPD CLINICAL RESEARCH UNIT			2	100%	2
TMH PHYSICIAN PARTNERS MONTICELLO		1	1	50%	2
MILFORD REGIONAL HOSPITAL			2	100%	2
VELOCITY URGENT CARE			2	100%	2
LIFESPRING COMMUNITY HEALTH		2			2
ARCPPOINT LABS OF ALTAMONTE SPRINGS			2	100%	2
REELFOOT FAMILY WALK IN CLINIC - TIPT		2			2
CROSSROADS URGENT CARE DBA URGENT TEA		2			2
WARE EXPRESS CARE			2	100%	2
OUR LADY OF THE LAKE REGIONAL MEDICAL CENTER			2	100%	2
MEDEXPRESS URGENT CARE - CEDAR KNOLLS		2			2
Bedford Care Center of Hattiesburg		2			2
NORTH COUNTRY FAMILY HEALTH CENTER INC		2			2
MOORE CLINICAL RESEARCH INC			2	100%	2
ACCESS MEDICAL GROUP OF TAMPA II, INC		2			2

COVID-19: testing by laboratory

Data through Mar 16, 2021 verified as of Mar 17, 2021 at 09:25 AM

Data in this report are provisional and subject to change.

The numbers in the table below represent the number of Florida and non-Florida residents for whom test results were received by the Department of Health. A person can be tested by more than one laboratory and can have both positive and negative results. **Therefore, the sum of the numbers in each column will be larger than the total number of people tested.**

Reporting lab	Inconclusive	Negative	Positive	Percent positive	Total
CVS MO5727POCT PLATTE CITY		2			2
CVS MA1877POCT NORTON		2			2
DELRAY BEACH HEALTH CENTER			2	100%	2
EASTSIDE SPORTS COMPLEX			2	100%	2
MEDEXPRESS URGENT CARE, LANCASTER WEST		1	1	50%	2
STAGES OF LIFE MEDICAL INSTITUTE			2	100%	2
AFC URGENT CARE CLEVELAND			2	100%	2
AHC PARIS		2			2
TWELVE OAKS RECOVERY CENTER			2	100%	2
PTC LABORATORIES			2	100%	2
MORRISTOWN MEMORIAL HOSPITAL		2			2
DR. G'S URGENT CARE			2	100%	2
GEISINGER MEDICAL CENTER		2			2
CHRISTUS SPOHN HOSPITAL			2	100%	2
CVS MA1845POCT WILMINGTON		2			2
CORNERSTONE MEDICAL CARE OF BRANDON		2			2
CVS OH4327POCT PAINESVILLE		2			2
SOMA MEDICAL CENTER PA #3 PALOMINO			2	100%	2
PEACE RIVER MEDICAL CENTER		2			2
Kroger 400 - The Little Clinic Hartley Bridge Rd		1	1	50%	2
NORTH DAKOTA VETERANS HOME		2			2
KJ MEDICAL PRACTICE PC		2			2
MEMORIAL HERMANN HOSPITAL			2	100%	2
Heartland Healthcare Center Boca Raton			2	100%	2
WyndRidge Health & Rehabilitation		2			2
GIGI WOOD DAVIS DO-FAMILY MEDICINE		2			2
GRASSY SPRAIN PHARMACY INC		2			2
CAREWELL JW - WORCESTER LNC			2	100%	2
MANATEE MEMORIAL HOSPITAL CLINICAL LABORATORY			2	100%	2
CERTIVIA LABORATORIES			2	100%	2
PEACEHEALTH CENTRAL		2			2
MINUTECLINIC MINUTECLINIC #4978		1	1	50%	2
MINUTE CLINIC DIAGNOSTIC OF KANSAS PA		2			2
POINT OF CARE PRIVATE HEALTH MANAGEMENT			2	100%	2
SHANDS JACKSONVILLE CLINICAL CENTER		1	1	50%	2
LABTOX LABORATORIES			2	100%	2
LEGACY ER & URGENT CARE - FRISCO WEST			2	100%	2
CVS PA7132POCT THORNDALE		2			2
AMEDISYS HOME HEALTH OF GREENVILLE			2	100%	2
BMC/JACSONVILLE		1	1	50%	2
Avanti Wellness and Rehab			2	100%	2
Beecher Manor Nursing and Rehabilitation Center		2			2
SYLVAN NURSING			2	100%	2
FLORIDA MENTOR FAULKNER GROUP HOME			2	100%	2
GOLDSTEIN			2	100%	2
EXPRESS CARE WALK-IN CLINIC			2	100%	2
MINUTECLINIC DIAGNOSTIC OF OHIO #5060		2			2

COVID-19: testing by laboratory

Data through Mar 16, 2021 verified as of Mar 17, 2021 at 09:25 AM

Data in this report are provisional and subject to change.

The numbers in the table below represent the number of Florida and non-Florida residents for whom test results were received by the Department of Health. A person can be tested by more than one laboratory and can have both positive and negative results. **Therefore, the sum of the numbers in each column will be larger than the total number of people tested.**

Reporting lab	Inconclusive	Negative	Positive	Percent positive	Total
MEDEXPRESS URGENT CARE - MYLAN			2	100%	2
MEDEXPRESS URGENT CARE - EWING		2			2
REGIONS HOSPITAL LABORATORY			2	100%	2
Kroger 127 - The Little Clinic Lakewood-Alameda		2			2
Alden Terrace of McHenry			2	100%	2
PM PEDIATRICS OF BAYSIDE, PLLC - MANHASSET		2			2
CONEMAUGH MEMORIAL MEDICAL CENTER		2			2
CARELINE PHARMACY AND HEALTHCARE SERVICES		1	1	50%	2
BAPTIST HOSPITAL PRIMARY CARE GULF BREEZE			2	100%	2
WE CARE HOME HEALTH SOLUTIONS LLC			2	100%	2
Lebanon VAMC		1	1	50%	2
Kroger 687 - The Little Clinic Sugar Hill		1	1	50%	2
MAJESTIC OAKS			2	100%	2
STATCARE URGENT AND WALK-IN			2	100%	2
MIDDLEBURG PEDIATRICS			2	100%	2
MAYO CLINIC GROUP PRACTICE LABORATORY			2	100%	2
PEDIATRICS IN NORTH FLORIDA PA			2	100%	2
HELEN HAYES HOSPITAL LABORATORY		2			2
LAKE BALDWIN			2	100%	2
MEASE MANOR MEMORY CARE		2			2
POPLAR HEALTHCARE			2	100%	2
ROCKWALL URGENT CARE			2	100%	2
SKR MEDICAL ADVISORS		2			2
ENVOY OF FORK UNION, LLC DBA ENVOY AT THE VILLAGE		2			2
BIOMAT USA			2	100%	2
SPRINGFIELD HOSPITAL LABORATORY			2	100%	2
FLORIDA DEPARTMENT OF HEALTH IN ESCAMBIA COUNTY		1	1	50%	2
EXCUSED ABSENCE PLLC		2			2
ARLINGTON DIALYSIS CENTER LLC		2			2
Luther Acres Manor		2			2
MIDLAND MEMORIAL HOSPITAL			2	100%	2
WESTMINSTER SUNCOAST			2	100%	2
MINUTE CLINIC DIAGNOSTIC OF VIRGINIA, LLC #6292		2			2
Kroger 647 - The Little Clinic Newnan Crossings		1	1	50%	2
CVS NC3514POCT STANLEY		2			2
BAYSTATE MEDICAL CENTER		1	1	50%	2
Garden Isle Healthcare and Rehabilitation Center		2			2
THE EDGEWATER AND WATERMAN VILLAGE			2	100%	2
MEDAILLE COLLEGE WELLNESS CENTER		2			2
CENTRAL FLORIDA FAMILY HEALTH CENTER		2			2
IN AND OUT URGENT CARE			2	100%	2
WELLNESS MEDICAL CLINIC			2	100%	2
MEDEXPRESS URGENT CARE - ROSS TOWNSHIP		2			2
CVS PA7611POCT ALLISON PARK		2			2
CVS TX5807POCT PEARLAND		2			2
Beth Sholom Home of Eastern Virginia		1	1	50%	2
Crestwood Nursing Center		1	1	50%	2

COVID-19: testing by laboratory

Data through Mar 16, 2021 verified as of Mar 17, 2021 at 09:25 AM

Data in this report are provisional and subject to change.

The numbers in the table below represent the number of Florida and non-Florida residents for whom test results were received by the Department of Health. A person can be tested by more than one laboratory and can have both positive and negative results. **Therefore, the sum of the numbers in each column will be larger than the total number of people tested.**

Reporting lab	Inconclusive	Negative	Positive	Percent positive	Total
VALLEY BAPTIST MEDICAL CENTER: BROWNSVILLE			2	100%	2
Warren Center for Rehabilitation and Nursing		2			2
Kroger 409 - The Little Clinic Hebron Marketplace		1	1	50%	2
LEXINGTON PLACE			2	100%	2
HOCHBERG LOWER SCHOOL		2			2
PHOEBE BERKS HEALTH CARE CENTER		2			2
EAST SIDE CLINICAL LABORATORY		1	1	50%	2
Buena Vista Care Center		2			2
BLOSSOMS ASSISTED LIVING 1 LLC			2	100%	2
CVS PA371POCT PHILADELPHIA		2			2
ADVENTHEALTH MEDICAL GROUP FAMILY AND INTERNAL		1	1	50%	2
CITRUS DERMATOLOGY			2	100%	2
St. Luke's Care Center		2			2
NEMOURS CHILDRENS PRIMARY CARE			2	100%	2
MEDLOGIC, LLC		2			2
SOUTHSIDE FAMILY MEDICAL		2			2
GERM BUSTERS 911 LLC			2	100%	2
QUEST DIAGNOSTICS INCORPORATED			2	100%	2
Crowne Health Care of Mobile		2			2
RAPID RESULT CORP LLC		1	1	50%	2
SCDHEC BUREAU OF LABORATORIES			2	100%	2
Granville Center	1	1			2
LILY PHARMACY		2			2
FAMILY CARE SPECIALISTS OF ORLANDO			2	100%	2
MAURY REGIONAL MEDICAL CENTER		2			2
CITRUS PARK			2	100%	2
U OF MIAMI MILLER SCHOOL OF MEDICINE			2	100%	2
MINUTECLINIC DIAGNOSTIC OF OHIO #6192		2			2
Kroger 549 - The Little Clinic Clinton Highway		2			2
OAKBRIDGE TERRACE AT SAE			2	100%	2
GINKGO-IXLAYER		2			2
KIDSVILLE PEDIATRICS IV PA		1	1	50%	2
HAWAII DEPARTMENT OF HEALTH			2	100%	2
Walgreens #10207		2			2
MEDEXPRESS URGENT CARE - JEANNETTE		2			2
HEALTH GROUP CENTER INC			2	100%	2
Kroger 596 - The Little Clinic Brentwood		2			2
PLASMA MED RESEARCH DBA		2			2
ACKERMAN CANCER CENTER		2			2
JASPER MEMORIAL HOSPITAL		1	1	50%	2
AMICUS MEDICAL CENTER LLC			2	100%	2
CVS MINUTE CLINIC #5836		2			2
CEDARS-SINAI MEDICAL CENTER			2	100%	2
SHELBYVILLE HOSPITAL COMPANY		2			2
FLORIDA CLINICAL LABORATORY INC			2	100%	2
CROSSTOWN PHARMACY		2			2
HOME ACCESS HEALTH			2	100%	2

COVID-19: testing by laboratory

Data through Mar 16, 2021 verified as of Mar 17, 2021 at 09:25 AM

Data in this report are provisional and subject to change.

The numbers in the table below represent the number of Florida and non-Florida residents for whom test results were received by the Department of Health. A person can be tested by more than one laboratory and can have both positive and negative results. **Therefore, the sum of the numbers in each column will be larger than the total number of people tested.**

Reporting lab	Inconclusive	Negative	Positive	Percent positive	Total
STUART SURGERY CENTER, LLC			2	100%	2
CVS CA9606POCT TEMECULA		2			2
TENNESSEE VALLEY HCS			2	100%	2
FLORIDA DEPARTMENT OF HEALTH (FDOH)			2	100%	2
RAINY LAKE MEDICAL CENTER			2	100%	2
COX HEALTH SOUTH LAB		1	1	50%	2
SOUTHERN TENNESSEE MEDICAL CENTER			2	100%	2
ANDERSON COUNTY HOSPITAL			2	100%	2
FEDERAL CORRECTIONAL INSTITUTION MARIANNA			2	100%	2
AZALEA HEALTH AND REHABILITATION		2			2
SIGNATURE CARE LEWISVILLE-EMERGENCY CENTER		1	1	50%	2
HOME CARE PHARMACY OF PALM COAST INC		2			2
SOUTH DAKOTA DEPARTMENT OF HEALTH		2			2
ADVENTHEALTH MEDICAL GROUP COMMUNITY MEDICINE		1	1	50%	2
PALM BEACH DIABETES & ENDOCRINE SPECIALISTS PA			2	100%	2
EXCEL URGENT CARE OF PARAMUS LLC		2			2
KR AT COLLEGE HARBOR		2			2
Kroger 519 - The Little Clinic Georgesville Square		2			2
MID-FLORIDA HEMATOLOGY AND ONCOLOGY CENTERS		2			2
MEDEXPRESS URGENT CARE - OMAHA N 72 ST		2			2
ILLINOIS DEPT OF PUBLIC HEALTH LABS			2	100%	2
CLEVELAND CLINIC FLORIDA LABORATORY			2	100%	2
VIRGINIA DEPT OF HEALTH OFFICE OF EPIDEMIOLOGY			2	100%	2
ASCENSION ST MICHAEL'S HOSPITAL LAB		1	1	50%	2
CVS TX2876POCT PROSPER		2			2
First Care Living Center/Essentia Health			2	100%	2
CVS NV8784POCT LAS VEGAS		1	1	50%	2
ATVIVO LLC		2			2
METROHEALTH SYSTEM			2	100%	2
MEDEXPRESS URGENT CARE - SOUTH CHARLESTON		2			2
Jackson Health Care Facility			2	100%	2
BIONIC TECHNOLOGIES CORPORATION			2	100%	2
MARCO ISLAND HOSPITAL INC D/B/A		1	1	50%	2
MASSENA HOSPITAL LABORATORY		2			2
NEW YORK PSYCHIATRIC INSTITUTE		2			2
ONE MEDICAL GROUP		1	1	50%	2
EDGEWATER RETIREMENT MANOR			2	100%	2
GULF COAST IMMEDIATE CARE CENTER		1	1	50%	2
MARCO ISLAND MEDICAL CENTER			2	100%	2
BOSTON PUBLIC HEALTH COMMISSION			2	100%	2
Walgreens #12427		1	1	50%	2
Jacob's Creek Nursing and Rehabilitation Center		2			2
VALUE DRUGS GREENLAWN INC		2			2
MAGNOLIA ADULT, LLC			2	100%	2
Kroger 672 - The Little Clinic Bill Kennedy & Glenwood		2			2
COLONIAL MEDICAL CENTER-EAST ORLANDO			2	100%	2
PRECISION DIAGNOSTIC INC		2			2

COVID-19: testing by laboratory

Data through Mar 16, 2021 verified as of Mar 17, 2021 at 09:25 AM

Data in this report are provisional and subject to change.

The numbers in the table below represent the number of Florida and non-Florida residents for whom test results were received by the Department of Health. A person can be tested by more than one laboratory and can have both positive and negative results. **Therefore, the sum of the numbers in each column will be larger than the total number of people tested.**

Reporting lab	Inconclusive	Negative	Positive	Percent positive	Total
TMH EC NORTHEAST LABORATORY			2	100%	2
RAPID MEDLAB (004MO)		2			2
MASSACHUSETTS DEPARTMENT OF HEALTH			2	100%	2
CVS OH6185POCT PICKERINGTON		2			2
MATHER HOSPITAL			2	100%	2
MERCY CONVENIENT CARE			2	100%	2
DOCTORS CARE OF PALM COAST			2	100%	2
GRANDVIEW COLLEGE STUDENT HEALTH CENTE		2			2
MEDEXPRESS URGENT CARE - BRIDGEVILLE		2			2
STARLING AT SAN JOSE			2	100%	2
FALCON HEALTH CENTER			2	100%	2
Cortland Acres Association		2			2
Manor At Perrysburg		2			2
MINUTECLINIC DIAGNOSTIC OF KANSAS, PC		2			2
SHERIDAN AT HOBE SOUND, THE			2	100%	2
MY PHARMACY			2	100%	2
CVS AZ9290POCT PHOENIX		2			2
BAY CORRECTIONAL AND REHABILITATION FACILITY			2	100%	2
AHC Forest cove		2			2
CARESPOT URGENT CARE		1	1	50%	2
CVS GA2279POCT SUWANEE		2			2
BAYCARE OUTREACH LAB			2	100%	2
Kroger 667 - The Little Clinic Litchfield Park		2			2
EASTLAKE MEDICAL CENTER		2			2
Kroger 412 - The Little Clinic Oxford		2			2
KEY WEST HMA PHYSICIAN MANAGEMENT, LLC			2	100%	2
PM PEDIATRICS OF BAYSIDE, PLLC - RIVE		2			2
AMERICAN RESEARCH CENTERS OF FLORIDA			2	100%	2
MINUTECLINIC DIAGNOSTIC OF NEVADA-9586		1	1	50%	2
FLORIDA MEDICAL CLINIC RADIOLOGY DALE MABRY		2			2
CVS TX8322POCT AUSTIN		2			2
HARRINGTON PARK HEALTH AND REHAB		2			2
ORLANDO LUTHERAN TOWERS		1	1	50%	2
MARLBORO URGENT CARE		2			2
NORTON IMMEDIATE CARE CENTER - PRESTON			2	100%	2
OELWEIN HEALTH CARE CENTER		2			2
TRINITAS REGIONAL MEDICAL CENTER		1	1	50%	2
URGENT CARE AND SURGERY CENTER			2	100%	2
ROYAL CARE MEDICAL CENTER			2	100%	2
ASCENSION ST VINCENT'S RIVERSIDE			2	100%	2
INSPIRIT SENIOR LIVING			2	100%	2
FIRST CHOICE MEDICAL PC			2	100%	2
BD MEDICAL SYSTEMS			2	100%	2
UT AUSTIN UNIVERSITY HEALTH SERVICES			2	100%	2
SWEDISH COVENANT HOSPITAL			2	100%	2
CVS MO10151POCT SPRINGFIELD		1	1	50%	2
ACCESS LABORATORIES LLC			2	100%	2

COVID-19: testing by laboratory

Data through Mar 16, 2021 verified as of Mar 17, 2021 at 09:25 AM

Data in this report are provisional and subject to change.

The numbers in the table below represent the number of Florida and non-Florida residents for whom test results were received by the Department of Health. A person can be tested by more than one laboratory and can have both positive and negative results. **Therefore, the sum of the numbers in each column will be larger than the total number of people tested.**

Reporting lab	Inconclusive	Negative	Positive	Percent positive	Total
CVS AZ5892POCT LAVEEN		2			2
FLORIDA DEPARTMENT OF HEALTH IN LEE COUNTY		1	1	50%	2
ACCESS CARE MEDICAL GROUP LLC		2			2
HOLY FAMILY MEDICAL CENTER		1	1	50%	2
RHODE ISLAND DEPARTMENT OF HEALTH LABORATORIES			2	100%	2
MINUTECLINIC DIAGNOSTIC PA #3344		2			2
CPL LABS			2	100%	2
FRASER MEMORIAL HOSPITAL		1	1	50%	2
LEHIGH MEDICAL AND RESEARCH CENTER, INC			2	100%	2
Kroger 686 - The Little Clinic Farragut		2			2
VITAL CARE CLINIC, LLC			2	100%	2
APPLING NURSING & REHABILITATION PAVIL		2			2
SACRED HEART HEALTH SYSTEMS INC			2	100%	2
HEALTH EXPRESS URGENT CARE			2	100%	2
MEDEXPRESS - WILMINGTON KIRKWOOD HIGHWAY		2			2
SIMMONS			2	100%	2
THE HOSPITAL OF PROVIDENCE EMERGENCY ROOM			2	100%	2
ADVENT HEALTH CENTRAL TEXAS		1	1	50%	2
SOMA MEDICAL CENTER PA #3 GREENACRES			2	100%	2
IMA MEDICAL CENTER OF OVIEDO			2	100%	2
MC DIAGNOSTIC OF CONNECTICUT, PC #252		1	1	50%	2
A+ URGENT/PRIMARY CARE			2	100%	2
AMERICAN MEDICAL LABORATORIES			2	100%	2
MINUTECLINIC LLC (2335)		1	1	50%	2
PREVENTIVE HEALTH PARTNERS I L S C		2			2
CVS IN6572POCT INDIANAPOLIS		2			2
PruittHealth Lakehaven		2			2
PHYSICIANS MEDICAL CENTER		2			2
SENDER RETREAT ADULT DAY CARE CENTERS			2	100%	2
Tuscola County Medical Care Community		2			2
MID-FLORIDA PATHOLOGY LLC - MOBILE UNIT # 3			2	100%	2
DUKE HEALTH REGIONAL HOSPITAL			2	100%	2
Waycross Health and Rehabilitation		2			2
GOLISANO PEDIATRICS PORT CHARLOTTE HARBOR		2			2
Great Lakes Health Center			2	100%	2
Delaware Court Healthcare Center		2			2
EASTERN NIAGARA HOSPITAL		2			2
MEDEXPRESS URGEN CARE - EAST BRUNSWICK		2			2
Good Samaritan Society-Blackduck		1	1	50%	2
PINARD HOME HEALTH SERVICES INC			2	100%	2
MELBOURNE URGENT CARE			2	100%	2
BAPTIST HOSPITAL OF MIAMI MCI BROWARD LABORATORY			2	100%	2
MINUTECLINIC DIAGNOSTIC MEDICAL		2			2
ONTARIO COUNTY PUBLIC HEALTH		2			2
CITY OF NEW YORK DEPARTMENT OF HEALTH			2	100%	2
CVS NJ2508POCT MANALAPAN		2			2
Essex Center for Rehabilitation and Healthcare		2			2

COVID-19: testing by laboratory

Data through Mar 16, 2021 verified as of Mar 17, 2021 at 09:25 AM

Data in this report are provisional and subject to change.

The numbers in the table below represent the number of Florida and non-Florida residents for whom test results were received by the Department of Health. A person can be tested by more than one laboratory and can have both positive and negative results. **Therefore, the sum of the numbers in each column will be larger than the total number of people tested.**

Reporting lab	Inconclusive	Negative	Positive	Percent positive	Total
ADVENTHEALTH EAST ORLANDO EMPLOYEE CLINIC		2			2
SUMMIT URGENT CARE PS			2	100%	2
DEBORAH HEART AND LUNG CENTER		2			2
UNIVERSITY OF IOWA HOSPITALS & CLINICS			1	100%	1
PEDRO L ORTEGA MD PA			1	100%	1
FAIRVIEW SOUTHDAL			1	100%	1
Kingston of Miamisburg		1			1
BROOKDALE WEST PALM BEACH			1	100%	1
Masonic Medical Research Institute			1	100%	1
MARYWOOD NURSING CARE CENTER		1			1
PRIMARY AND URGENT CARE			1	100%	1
LabCorp of America			1	100%	1
PLANT CITY FAMILY CARE		1			1
HEALTHCARE ASSOCIATES OF IRVING, LLP			1	100%	1
OMC PRIMARY CARE - HOSPITAL CAMPUS			1	100%	1
Grangeville Health and Rehab		1			1
Walgreens #9121		1			1
ASANTE THREE RIVERS MEDICAL CENTER LAB		1			1
HARRIS URGENT CARE CENTER			1	100%	1
CLEMENT J ZABLOCKI VAMC		1			1
CSL PLASMA LAB			1	100%	1
CLEMENT MANOR HEALTH CENTER		1			1
BAYLOR SCOTT & WHITE MEDICAL SURGICAL CLINIC			1	100%	1
Valley View Health and Rehabilitation, LLC		1			1
COLOMBO'S PHARMACY		1			1
RAMBAM URGENT CARE			1	100%	1
SOUTHEAST MISSOURI HOSPITAL		1			1
THEDACARE FAMILY MEDICINE GATEWAY			1	100%	1
SAINT BARNABAS MEDICAL CENTER		1			1
INNOVATIVE HEALTH DIAGNOSTIC OF CALIFORNIA			1	100%	1
HARDIN MEMORIAL HOSPITAL - HEARTLAND PATHOLOGY CONSULTANTS			1	100%	1
DISCOVERY AT HOME, LLC			1	100%	1
ALLIANCE LABORATORY SERVICES			1	100%	1
TAMPA HEALTH CARE PROVIDERS PA		1			1
BRUNSWICK HEALTH AND REHABILITATION CE		1			1
VIVIAN SIMMONS FAMILY PRACTICE			1	100%	1
CVS AZ10529POCT SCOTTSDALE		1			1
URGENTMED PLANTATION			1	100%	1
VIVEX/UMTB BIOMEDICAL			1	100%	1
ASCARATE DIALYSIS			1	100%	1
Good Samaritan Society-Atkinson		1			1
ORANGE PEDIATRICS PA			1	100%	1
KNAPP MEDICAL GROUP			1	100%	1
DIGESTIVE DISEASE CARE PC		1			1
THE LITTLE CLINIC LLC			1	100%	1
TOMAH VAMC			1	100%	1
QUEST INC			1	100%	1

COVID-19: testing by laboratory

Data through Mar 16, 2021 verified as of Mar 17, 2021 at 09:25 AM

Data in this report are provisional and subject to change.

The numbers in the table below represent the number of Florida and non-Florida residents for whom test results were received by the Department of Health. A person can be tested by more than one laboratory and can have both positive and negative results. **Therefore, the sum of the numbers in each column will be larger than the total number of people tested.**

Reporting lab	Inconclusive	Negative	Positive	Percent positive	Total
PALATKA VA CBOC		1			1
ISLAND NURSING HOME			1	100%	1
CARESPOT - LEE VISTA			1	100%	1
BSA PHYSICIANS GROUP, INC D/B/A BSA FAMILY MEDICAL			1	100%	1
INFECTION CONTROL DEPT			1	100%	1
HEALTHCARE FOR THE HOMELESS			1	100%	1
Oakland Nursing and Rehabilitation Center		1			1
EXPRESS WALK IN MEDICAL CENTER			1	100%	1
INTERIM HEALTHCARE OF PALM COAST			1	100%	1
WEST PALM BEACH PHARMACEUTICALS LLC			1	100%	1
GILBERT MEDICAL GROUP			1	100%	1
MAYO CLINICAL LABORATORIES		1			1
DEVLAB, LLC			1	100%	1
Willowbrooke Court at Normandy Farms Estates		1			1
SCHUYLER HOSPITAL		1			1
RURAL/METRO MIDSOUTH,		1			1
SAINT AGNES HOSPITAL			1	100%	1
NORTH PALM CHIDRENS PHYSICIANS			1	100%	1
PRIMARY CARE & PEDIATRICS - SHEPHERSTOWN		1			1
GRAND VIEW HOSPITAL			1	100%	1
BAYFRONT CARDIOVASCULAR ASSOCIATES			1	100%	1
CVS OH6164POCT DELAWARE		1			1
MEADOWS PARK HEALTH AND REHABILITATION		1			1
MEDICAL ASSOCIATES OF BREVARD LLC		1			1
SPEARE MEMORIAL HOSPITAL			1	100%	1
USF PHYSICIANS GROUP			1	100%	1
PM PEDIATRICS OF BAYSIDE PLLC - BELLER		1			1
MCH PHYSICIANS GROUP			1	100%	1
FLORIDA HOSPITAL TRANSPLANT CENTER		1			1
CENTRAL JERSEY URGENT CARE OF GREEN BR		1			1
RICHMOND MEDICAL CENTER FOR WOMEN		1			1
C V S / PHARMACY #4396		1			1
DAVENPORT PEDIATRICS CLERMONT			1	100%	1
CVS OH4359POCT HUDSON		1			1
PALM BEACH DIABETES AND ENDOCRINE SPECIALISTS, PA			1	100%	1
KINGWOOD EMERGENCY CENTER			1	100%	1
NHC HealthCare St. Charles		1			1
Brio of Johnston		1			1
SPECTRUM LUDINGTON			1	100%	1
CVS TN6414POCT SMYRNA		1			1
ST GERARD'S COMMUNITY OF CARE		1			1
Le Roy Village Green		1			1
NEMOURS CHILDRENS PRIMARY CARE CLERMONT			1	100%	1
CVS IL5797POCT CAROL STREAM		1			1
HELGEMO & LIOU PEDIATRICS			1	100%	1
ULTIMATE KIDNEY CARE			1	100%	1
WALGREENS #01398			1	100%	1

COVID-19: testing by laboratory

Data through Mar 16, 2021 verified as of Mar 17, 2021 at 09:25 AM

Data in this report are provisional and subject to change.

The numbers in the table below represent the number of Florida and non-Florida residents for whom test results were received by the Department of Health. A person can be tested by more than one laboratory and can have both positive and negative results. **Therefore, the sum of the numbers in each column will be larger than the total number of people tested.**

Reporting lab	Inconclusive	Negative	Positive	Percent positive	Total
Princeton Place			1	100%	1
THE MEDICAL CENTER AT BOWLING GREEN			1	100%	1
NORTH WEST FLORIDA DIAGNOSTIC ENOCRINOLOGY CLINIC			1	100%	1
SANCHEZ CAZAU MEDICAL GROUP			1	100%	1
GARDEN VIEW CARE CENTER		1			1
MEDEXPRESS URGENT CARE - JACKSON		1			1
SPRINGFIELD HOSPITAL			1	100%	1
ST JOHNS PEDIATRICS PA		1			1
BRIDGEWAY CENTER INC			1	100%	1
ADVENTHEALTH MEDICAL GROUP OBSTETRICS			1	100%	1
NEWCARE PRIMARY MEDICINE			1	100%	1
HOLMES FAMILY PRACTICE PA			1	100%	1
CLERMONT PEDIATRICS, PA			1	100%	1
GENERATIONS CENTER OF SPENCER		1			1
NASON HOSPITAL			1	100%	1
FLORIDA HEART AND VASCULAR MULTISPECIALTY GROUP PA			1	100%	1
CELEBRATION FAMILY PHYSICIANS LLC			1	100%	1
Hinesville VA Clinic		1			1
VA COMMUNITY BASED CLINIC - LAKE CITY			1	100%	1
EASTGENE LABORATORIES		1			1
NORTH SHORE HEMATOLOGY-ONCOLOGY ASSOCIATES PC		1			1
ALDEN PHARMACY		1			1
TRIHEALTH			1	100%	1
BLANCHARD VALLEY HOSPITAL LABORATORY			1	100%	1
LIBERTY COMMONS NURSING AND REHABILITA		1			1
SYCAMORE MEDICAL CENTER-KETTERING HEALTH NETWORK			1	100%	1
CVS / PHARMACY #10794			1	100%	1
MID FLORIDA BIOLOGICALS			1	100%	1
BOCA CIEGA CENTER			1	100%	1
BAYOU URGENT CARE			1	100%	1
Valley Center (WV)			1	100%	1
CFHC - FROSTPROOF			1	100%	1
MEDEXPRESS URGENT CARE - CINNAMINSON		1			1
MYLAN-SOUTH POINT PA		1			1
PERRY COUNTY NURSING HOME		1			1
Signature Healthcare of Fort Wayne		1			1
HEALTHFORCE PARTNERS INC			1	100%	1
Kingston Care Center of Fort Wayne		1			1
PARKWAY REGIONAL MEDICAL CENTER LAB			1	100%	1
STONECREST MEDICAL CENTER		1			1
FAMILY MEDICAL CENTERS			1	100%	1
UABC			1	100%	1
PENROSE HOSPITAL			1	100%	1
SHARON REGIONAL MEDICAL CENTER			1	100%	1
ROAN MOUNTAIN MEDICAL CENTER			1	100%	1
DIGNITY HEALING LLC			1	100%	1
THE CHILDREN'S HOSPITAL OF PHILADELPHIA		1			1

COVID-19: testing by laboratory

Data through Mar 16, 2021 verified as of Mar 17, 2021 at 09:25 AM

Data in this report are provisional and subject to change.

The numbers in the table below represent the number of Florida and non-Florida residents for whom test results were received by the Department of Health. A person can be tested by more than one laboratory and can have both positive and negative results. **Therefore, the sum of the numbers in each column will be larger than the total number of people tested.**

Reporting lab	Inconclusive	Negative	Positive	Percent positive	Total
CLARKSVILLE MANOR INC		1			1
TUNIS STREET GROUP HOME		1			1
TEXAS HEALTH ARLINGTON MEMORIAL HOSPITAL			1	100%	1
SANTA ROSA PEDIATRICS			1	100%	1
SUNY AT STONY BROOK			1	100%	1
BROOKSHIRE, THE			1	100%	1
LAB PLUS, LLC			1	100%	1
ADVENT HEALTH - OWASA			1	100%	1
PREVENTIVE CARDIOLOGY AND INTERNAL MEDICINE ASSOCI			1	100%	1
NEW ULM MEDICAL CENTER			1	100%	1
NORTH SHORE HEMATOLOGY-ONCOLOGY ASSOCI		1			1
BLAKE AT PENSACOLA OPERATION CO, LLC, THE			1	100%	1
NEMOURS CHILDRENS URGENT CARE			1	100%	1
PULMONARY MEDICINE		1			1
PASTEUR MEDICAL CENTER LLC		1			1
HEALTHPARTNERS HUDSON CLINIC			1	100%	1
Imperial Healthcare Centre			1	100%	1
USA Healthcare LTC, LLC - Folsom Center for Rehabilitation & Healthca		1			1
PT&J REHAB LLC		1			1
ADVENTHEALTH PHYSICIAN GROUP - APPLEWOOD			1	100%	1
CARESPOT - WELLINGTON			1	100%	1
FORT MYERS NORTH DIALYSIS		1			1
REGIONAL MEDICAL LABORATORY			1	100%	1
441 URGENT CARE CENTER - BROWNWOOD			1	100%	1
TRIPLE O RESEARCH INSTITUTE PA			1	100%	1
HEALTH EXPRESS		1			1
INTERNAL MEDICINE GROUP OF CENTRAL FLORIDA			1	100%	1
THYROID SPECIALTY LABORATORY			1	100%	1
RIVERSIDE MEDICAL CENTER		1			1
MEDEXPRESS URGENT CARE - CHERRY HILL		1			1
ORMC-ARDEN/EOI			1	100%	1
SUMMIT DETOX INC			1	100%	1
LP Marietta II, LLC		1			1
CSI LABORATORIES FLORIDA			1	100%	1
FLAGLER PROFESSIONAL HEALTH CARE SERVICES INC		1			1
ALL PEDIATRIC CARE PA			1	100%	1
Acts Manor House		1			1
CARDIOLOGY AND FITNESS MEDICINE		1			1
Kroger 629 - The Little Clinic Cartersville, GA Hwy 41		1			1
SANFORD LABORATORIES WATERTOWN			1	100%	1
PENNY PEDIATRICS		1			1
Hawthorne House		1			1
CVS MI8091POCT FRASER		1			1
SAINT FRANCIS HOSPITAL			1	100%	1
HARDEN DIALYSIS		1			1
Lopatcong Center		1			1
CAROLINAS HEALTHCARE SYSTEM LAB			1	100%	1

COVID-19: testing by laboratory

Data through Mar 16, 2021 verified as of Mar 17, 2021 at 09:25 AM

Data in this report are provisional and subject to change.

The numbers in the table below represent the number of Florida and non-Florida residents for whom test results were received by the Department of Health. A person can be tested by more than one laboratory and can have both positive and negative results. **Therefore, the sum of the numbers in each column will be larger than the total number of people tested.**

Reporting lab	Inconclusive	Negative	Positive	Percent positive	Total
J F K PEDIATRICS			1	100%	1
CLINICAL MICROBIOLOGY LAB FAIRVIEW UNIVERSITY HOSPITAL			1	100%	1
TMH PHYSICIAN PARTNERS WAKULLA			1	100%	1
Trucare Living Centers - Columbus		1			1
GULF BREEZE TREATMENT CENTER, LLC			1	100%	1
Heartland of Perrysburg		1			1
PANCARE HEALTH - CARR ELEM & MIDDLE SCHOOL			1	100%	1
Kroger 717 - The Little Clinic Dolphin Drive			1	100%	1
WEST CARVER MEDICAL ASSOCIATES		1			1
TALLAHASSEE DIALYSIS		1			1
ADDINGTON PLACE EAST LAKE		1			1
LOUIS A JOHNSON VAMC		1			1
Oak Hill Health & Rehabilitation Center			1	100%	1
MALUHIA		1			1
Grays Harbor Health and Rehabilitation		1			1
CVS HEALTH, #5962		1			1
FALKVILLE HEALTHCARE		1			1
DSI LABORATORIES-NAPLES-7TH			1	100%	1
PEDRO MENENDEZ HEALTH CENTER AT ST JOHNS			1	100%	1
Tremont Health & Rehabilitation Center		1			1
MEDPOST - NORTH DALLAS			1	100%	1
PEDIATRIC ASSOCIATES OF ORLANDO			1	100%	1
CITRONELLE HEALTH AND REHABILITATION CENTER		1			1
METHODISM MIDLOTHIAN MEDICAL CENTER			1	100%	1
PROVIDENCE HOSPITAL			1	100%	1
SHAH			1	100%	1
Riverside Nursing & Rehabilitation Center		1			1
ADVANCED LABORATORY SERVICES			1	100%	1
OMAHA VA MEDICAL CENTER			1	100%	1
BEACHSIDE DETOX		1			1
ST JOHNS EPISCOPAL HOSPITAL SOUTH SHORE		1			1
MARTIN ARMY COMMUNITY HOSPITAL			1	100%	1
ADVANCE GASTROENTEROLOGY			1	100%	1
Brookcrest Nursing Home		1			1
PROMUS DIAGNOSTICS, LLC			1	100%	1
CARESPOT - OCOEE			1	100%	1
CVS AZ69POCT PEORIA		1			1
CHILDRENS HEALTHCARE CTE OF NORTHERN		1			1
Eddy Memorial Geriatric Center		1			1
Kroger 682 - The Little Clinic New Holland Market			1	100%	1
YOUTH HEALTH CENTER OF HUNTINGTON		1			1
Kroger 539 - The Little Clinic Memorial Blvd.		1			1
OPTUM MEDICAL CLINIC IN ROCKRIMMON			1	100%	1
CLINICAL LABORATORY DEPARTMENT			1	100%	1
Dexter Health Care		1			1
LANCASHIRE HALL NURSING AND REHABILITATION CENTER		1			1
ABSOLUTE CAREGIVERS HOME HEALTH AGENCY INC			1	100%	1

COVID-19: testing by laboratory

Data through Mar 16, 2021 verified as of Mar 17, 2021 at 09:25 AM

Data in this report are provisional and subject to change.

The numbers in the table below represent the number of Florida and non-Florida residents for whom test results were received by the Department of Health. A person can be tested by more than one laboratory and can have both positive and negative results. **Therefore, the sum of the numbers in each column will be larger than the total number of people tested.**

Reporting lab	Inconclusive	Negative	Positive	Percent positive	Total
HANCOCK REGIONAL HOSPITAL		1			1
Summit Medical Group Morristown Oncology		1			1
ANDREWS			1	100%	1
CLINTON DRUG STORE		1			1
POINTE MEDICAL SERVICES INC			1	100%	1
KELLY			1	100%	1
ACCESS HEALTH CARE PHYSICIANS, LLC		1			1
MARYWOOD HEIGHTS		1			1
GEORGE WASHINGTON UNIVERSITY HOSPITAL			1	100%	1
FAMILY MEDICINE AT CELEBRATION		1			1
COLONIAL VILLA GOOD SAMARITAN CENTER		1			1
Central Alabama Veterans HCS - East Campus		1			1
COVENANT HEALTH		1			1
ORLANDO DIALYSIS		1			1
Carington Park			1	100%	1
EDGAR PRICE FAMILY & CHILDREN HEALTHCARE CENTER			1	100%	1
ACCESS FAMILY CARE LLC			1	100%	1
NORTH CAROLINA STATE LABORATORY OF PUBLIC HEALTH, SPECTRUM LAB NETWORK			1	100%	1
PRISMA HEALTH TUOMEY LABORATORY			1	100%	1
Kroger 353 - The Little Clinic Harpers Point		1			1
MIAMI CHILDRENS HOSPITAL MIDTOWN OUTPATIENT CENTER			1	100%	1
Jacaranda Manor			1	100%	1
VILLAGES HEALTH SYSTEM, LLC, THE			1	100%	1
Belvoir Woods Health Care Center at The Fairfax		1			1
RIVERTON CBOC			1	100%	1
PSL JAX BEACH OPERATIONS LLC			1	100%	1
Douglas County Health Center		1			1
MEDICAL CITY NORTH HILLS			1	100%	1
EASTSIDE MEDICAL CLINIC		1			1
OAKWOOD HOSPITAL - SOUTHSORE			1	100%	1
IDAHO HEALTH DEPARTMENT			1	100%	1
Kroger 970 - The Little Clinic Westfield			1	100%	1
SOLARIS HEALTHCARE PLANT CITY		1			1
BORINQUEN HEALTH CENTER			1	100%	1
The Evangelical Lutheran Good Samaritan Society Prescott Village		1			1
DAVENPORT DIALYSIS CENTER		1			1
CVS OH3306POCT AKRON		1			1
Oakview Manor Health and Rehab		1			1
Rio Grande City Nursing and Rehab Center			1	100%	1
Good Samaritan Society - Albion		1			1
HOLYOKE MEDICAL CENTER			1	100%	1
URGENT CARE OF FORT LAUDERDALE INC			1	100%	1
ELAN MANATEE			1	100%	1
Accordius Health at Gastonia			1	100%	1
GOOD SAMARITAN SOCIETY - DE SMET		1			1
LIFEGUARD AMBULANCE SERVICE LLC - BAY COUNTY			1	100%	1
PANCARE HEALTH - NORTHSIDE ELEMENTARY			1	100%	1

COVID-19: testing by laboratory

Data through Mar 16, 2021 verified as of Mar 17, 2021 at 09:25 AM

Data in this report are provisional and subject to change.

The numbers in the table below represent the number of Florida and non-Florida residents for whom test results were received by the Department of Health. A person can be tested by more than one laboratory and can have both positive and negative results. **Therefore, the sum of the numbers in each column will be larger than the total number of people tested.**

Reporting lab	Inconclusive	Negative	Positive	Percent positive	Total
Illiana HCS -Danville VAMC		1			1
INDIGO PALMS			1	100%	1
SALEM VAMC		1			1
SEASONS HOSPICE AND PALLIATIVE CARE OF ANSWERS RESOURCE FACILITY		1	1	100%	1
DEERFIELD BEACH REHABILITATION AND NURSING			1	100%	1
CVS KS8573POCT OVERLAND PARK		1			1
Village Crest Center for Health & Rehabilitation		1			1
MEDEXPRESS URGENT CARE CHICOPEE			1	100%	1
BREVARD FAMILY WALK IN CLINIC			1	100%	1
THE CLINIC ON SIXTH			1	100%	1
LAB. CORP. OF AMERICA			1	100%	1
Kroger 527 - The Little Clinic Hwy 70 S.		1			1
PM PEDIATRICS PC			1	100%	1
INTERNAL MEDICINE GROUP OF WINTER HAVEN PA		1			1
SOMA MEDICAL CENTER PA #2 OAKLAND			1	100%	1
TEXAS HEALTH ARLINGTON MEMORIAL		1			1
CVS TN5694POCT SODDY DAISY		1			1
SSC NASHVILLE OPERATING CO LLC D/B/A		1			1
ABE'S GARDEN/PARK MANOR APARTMENTS		1			1
ARIZONA STATE LABORATORY			1	100%	1
Heritage Health of Peru			1	100%	1
EXAC CARE CROSSVILLE		1			1
OCEANVIEW NURSING AND REHABILITAION CENTER			1	100%	1
HEALTHALLIANCE HOSPITAL LABORATORY		1			1
AUSTIN URGENT CARE			1	100%	1
EMERGENCY CARE SERVICES LAB AT JFK MEDICAL CENTER			1	100%	1
OMNI HEALTHCARE INC			1	100%	1
IP BOISE 1			1	100%	1
PATHLAB SERVICES			1	100%	1
HOSPITAL SISTERS HEALTH SYSTEM (HSHS)			1	100%	1
Falmouth By The Sea			1	100%	1
Community Compassion Center of Batesville			1	100%	1
PORTSMOUTH REG. HOSPITAL			1	100%	1
YOUR KIDS URGENT CARE			1	100%	1
CARESOUTH HHA HOLDINGS OF VIRGINIA, LLC			1	100%	1
BAYSTATE REFERENCE LABORATORY			1	100%	1
Fairview			1	100%	1
CHILDREN'S MEMORIAL HOSPITAL			1	100%	1
MEDEXPRESS URGENT CARE-MEADVILLE			1	100%	1
HEARTLAND PHARMACY SEBRING			1	100%	1
Walgreens #5421		1			1
CEPERO PEDIATRICS PA			1	100%	1
URGENT TEAM MANAGEMENT OF TENNESSEE, L			1	100%	1
NABI		1			1
FRESENIUS KIDNEY CARE FORT WALTON BEACH			1	100%	1
GAMMA HEALTHCARE, INC		1			1

COVID-19: testing by laboratory

Data through Mar 16, 2021 verified as of Mar 17, 2021 at 09:25 AM

Data in this report are provisional and subject to change.

The numbers in the table below represent the number of Florida and non-Florida residents for whom test results were received by the Department of Health. A person can be tested by more than one laboratory and can have both positive and negative results. **Therefore, the sum of the numbers in each column will be larger than the total number of people tested.**

Reporting lab	Inconclusive	Negative	Positive	Percent positive	Total
BAPTIST HEALTH PRIMARY CARE AT CUTLER BAY			1	100%	1
Niles Nursing and Rehab. Center		1			1
THE HOSPITALS OF PROVIDENCE EMERGENCY ROOM			1	100%	1
CARSON NURSING AND REHABILITATION CENTER		1			1
MEDEXPRESS URGENT CARE - PINE BLUFF S		1			1
CVS OH2381POCT LEWIS CENTER		1			1
CIRRUS DX			1	100%	1
ALABAMA REFERENCE LAB			1	100%	1
Brynwood Health & Rehabilitation Center			1	100%	1
CYPRESS CREEK OUTPATIENT SURGICAL CTR, LLC			1	100%	1
CLIFTON-FINE HOSPITAL LABORATORY		1			1
AVON PARK CLUSTER		1			1
SOUTH DADE NURSING & REHABILITATION CENTER□			1	100%	1
PROVIDENCE PORTLAND MEDICAL CENTER		1			1
Bolingreen Health and Rehabilitation		1			1
PHYSICIANS PREMIER			1	100%	1
Consulate Health Care of Tallahassee			1	100%	1
KANA MEDICAL			1	100%	1
Nemours Children's Clinic-Orla			1	100%	1
MEMORIAL HOSPITAL AT GULFPORT			1	100%	1
MD NOW MEDICAL CENTERS, INC			1	100%	1
GADSDEN FAMILY PRACTICE		1			1
CVS NE5714POCT OMAHA		1			1
ACCESS MEDICAL GROUP OF TAMPA INC			1	100%	1
CFCH - FROSTPROOF			1	100%	1
UNIVERSITY OF MARYLAND PATHOLOGY ASSOCIATES			1	100%	1
1ST MED DOTHAN			1	100%	1
Caldwell Care		1			1
LONESTAR 24HRER MANAGEMENT LLC DBA LONESTAR 24HRER			1	100%	1
Wetumpka Health and Rehab, LLC		1			1
BETHESDA HOSPITAL EAST BLOOD GAS LAB			1	100%	1
SMA BEHAVIORAL HEALTH SERVICES INC		1			1
JEFFREY A HIRSCHFIELD, MD PA			1	100%	1
GULF COUNTY HEALTH DEPARTMENT			1	100%	1
MINUTE CLINIC DIAGNOSTIC MED GRP OF CA		1			1
CVS NV5286POCT HENDERSON		1			1
NEMOURS CHILDREN'S PRIMARY CARE			1	100%	1
ELITE MEDICAL LABORATORY SOLUTIONS LLC			1	100%	1
CENTRAL TX MEDICAL CENTER - LAB			1	100%	1
TILLAMOOK COUNTY GENERAL HOSPITAL LAB		1			1
CLINICAL CARE, INC			1	100%	1
TANGLEWOOD MANOR		1			1
MID-FLORIDA PATHOLOGY LLC		1			1
YUMA REGIONAL MEDICAL CENTER			1	100%	1
WALGREENS NO 10512			1	100%	1
COASTAL PEDIATRICS LLC			1	100%	1
BEAUMONT REFERENCE LABORATORY			1	100%	1

COVID-19: testing by laboratory

Data through Mar 16, 2021 verified as of Mar 17, 2021 at 09:25 AM

Data in this report are provisional and subject to change.

The numbers in the table below represent the number of Florida and non-Florida residents for whom test results were received by the Department of Health. A person can be tested by more than one laboratory and can have both positive and negative results. **Therefore, the sum of the numbers in each column will be larger than the total number of people tested.**

Reporting lab	Inconclusive	Negative	Positive	Percent positive	Total
Home Health Care Clinic		1			1
MACKINAC STRAITS LONG TERM CARE UNIT		1			1
COMMUNITY			1	100%	1
UF HEALTH EMERGENCY CENTER LABORATORY		1			1
COMMUNITY CARE CENTER□		1			1
UNIVERSITY PLACE NURSING CENTER		1			1
KETTERING MEDICAL CENTER			1	100%	1
ADVENTHEALTH SENIOR CARE AT ORMOND			1	100%	1
MULTICARE PHYSICIANS			1	100%	1
MEDEXPRESS URGENT CARE - BENTONVILLE		1			1
ASSOCIATES IN INTERNAL MEDICINE PA			1	100%	1
PALM BEACH COUNTY SHERIFF OFFICE			1	100%	1
ST. MICHAEL'S ELITE HOSPITAL			1	100%	1
Ramsey Village		1			1
DOYLESTOWN HOSPITAL			1	100%	1
ENZO LABS INC			1	100%	1
AVERA SACRED HEART HOSPITAL			1	100%	1
TREASURE COAST MEDICAL CONCIERGE LLC			1	100%	1
LAKE LURE HEALTH CENTER			1	100%	1
Victory Health and Rehabilitation			1	100%	1
THE INTERNAL MEDICAL GROUP		1			1
Kroger 368 - The Little Clinic Frankfort West		1			1
WATERTOWN URGENT CARE		1			1
BLACKBERRY CENTER, THE		1			1
SAN JOSE CLINIC		1			1
MEDEXPRESS URGENT CARE-BRENTWOOD		1			1
PHOEBE PRIMARY CARE CAMILLA			1	100%	1
Kroger 907 - The Little Clinic Holland		1			1
WILLOWBROOKE COURT AT MATTHEWS GLEN		1			1
PRIORITY CARE LLC			1	100%	1
CONNECTICUT PEDIATRICS @ CHC		1			1
MCR HEALTH MEDICAL EXPRESS			1	100%	1
IRA FIALKO DO			1	100%	1
WINTER PARK MEMORIAL HOSPITAL LABORATORY		1			1
FAIRFIELD MEDICAL CENTER			1	100%	1
ADVANCE MD CARE			1	100%	1
EAST COAST INSTITUTE FOR RESEARCH LLC			1	100%	1
CONWAY - SHERWOOD URGENT CARE			1	100%	1
MEDEXPRESS URGENT CARE - ROCKAWAY		1			1
LEXINGTON HOSPITAL CORPORATION			1	100%	1
SIGNATURE CARE MIDLAND			1	100%	1
WAKE FOREST MEDICAL CENTER LABORATORY			1	100%	1
GOOD SAMARITAN HOSPITAL			1	100%	1
Walgreens #3661		1			1
FLAGLER CARE CENTER			1	100%	1
CULVER CITY URGENT CARE			1	100%	1
MEDEXPRESS URGENT CARE - VINELAND S MA		1			1

COVID-19: testing by laboratory

Data through Mar 16, 2021 verified as of Mar 17, 2021 at 09:25 AM

Data in this report are provisional and subject to change.

The numbers in the table below represent the number of Florida and non-Florida residents for whom test results were received by the Department of Health. A person can be tested by more than one laboratory and can have both positive and negative results. **Therefore, the sum of the numbers in each column will be larger than the total number of people tested.**

Reporting lab	Inconclusive	Negative	Positive	Percent positive	Total
CLEVELAND HEARTLAB			1	100%	1
HUNTERS CREEK MEDICAL ASSOCIATES PA		1			1
ST ANTHONY COMMUNITY HOSPITAL LAB		1			1
Melbourne Terrace Rehabilitation Center			1	100%	1
ST FRANCIS MEDICAL CENTER			1	100%	1
Arlington Care Center			1	100%	1
GENEVA FAMILY HEALTH			1	100%	1
TMH URGENT CARE CENTER			1	100%	1
ANMED HEALTH MEDICAL CENTER			1	100%	1
STERLING HOUSE OF PORT ORANGE		1			1
EAST CORE LAB			1	100%	1
ST JOHNS MEDICAL CENTER		1			1
NORTHEAST GEORGIA HEALTH SYSTEM			1	100%	1
VA Texas Valley Coastal Bend Harlingen HCC		1			1
BAPTIST HOSPITAL EAST			1	100%	1
Kroger - KR003400316			1	100%	1
MEDEXPRESS URGENT CARE - LAWTON		1			1
BOND COUNTY HEALTH DEPARTMENT			1	100%	1
BASCOM PALMER EYE INSTITUTE			1	100%	1
BAPTIST MINOR MEDICAL CENTER			1	100%	1
Big River Nursing and Rehab		1			1
ELLICOTT CENTER FOR REHABILITATION AND		1			1
DOCTORS HOSPITAL OF LAREDO			1	100%	1
SOUTH COUNTY MEDICAL CENTER			1	100%	1
Chateau Girardeau			1	100%	1
MEDEXPRESS URGENT CARE -HOWELL US HWY		1			1
Urgent Care 24/7 Orlando LLC			1	100%	1
DIMMIT REGIONAL HOSPITAL			1	100%	1
PALMA CEIA MED GROUP-SWANN		1			1
Shoreline Care Center			1	100%	1
NEVADA DEPARTMENT OF HEALTH AND HUMAN SERVICES			1	100%	1
SACRED HEART HEALTH SYSTEM- MIDWIFE PROGRAM			1	100%	1
PANCARE HEALTH - BRUCE			1	100%	1
DEVITA		1			1
Wildwood Healthcare		1			1
ATHENS MEDICAL CENTER			1	100%	1
GOOD SAMARITAN SOCIETY-FOREST CITY		1			1
Waycross VA CBOC		1			1
SUN CITY DIAGNOSTIC CENTER			1	100%	1
WELLINGTON WEST 100176			1	100%	1
DORA HOME CARE			1	100%	1
CVS MA299POCT WORCESTER		1			1
CVS MI8287POCT MACOMB		1			1
CVS MO8595POCT RAYMORE		1			1
Kroger - KR003500568			1	100%	1
BRISTOL CHILDRENS CLINIC			1	100%	1
GARDENS PEDIATRICS			1	100%	1

COVID-19: testing by laboratory

Data through Mar 16, 2021 verified as of Mar 17, 2021 at 09:25 AM

Data in this report are provisional and subject to change.

The numbers in the table below represent the number of Florida and non-Florida residents for whom test results were received by the Department of Health. A person can be tested by more than one laboratory and can have both positive and negative results. **Therefore, the sum of the numbers in each column will be larger than the total number of people tested.**

Reporting lab	Inconclusive	Negative	Positive	Percent positive	Total
HIGHLAND LABORATORY			1	100%	1
Kroger 465 - The Little Clinic Oakley		1			1
Kroger 698 - The Little Clinic 14th Street/Bell		1			1
UNIVERSITY OF MIAMI HOSPITALS & CLINIC			1	100%	1
AMERICAN MEDICAL RESPONSE - FARMER BRA		1			1
WESTOX LABS		1			1
CENTRAL ALABAMA HEALTH CARE SYSTEM			1	100%	1
NORWALK HOSPITAL			1	100%	1
MD NOW URGENT CARE			1	100%	1
POUDRE VALLEY HOSPITAL			1	100%	1
ALTA BATES SUMMIT MEDICAL CENTER CLINICAL LAB			1	100%	1
WELLPATH			1	100%	1
FAMILY MEDICAL CENTER		1			1
MEMPHIS URGENT CARE #2, LLC			1	100%	1
ST. MARY MEDICAL CENTER		1			1
Strasburg Care Center		1			1
Ashland Place Health and Rehabilitation, LLC		1			1
CAREHERE HUDSON BAY			1	100%	1
HSRE-ASL CASSELBERRY TRS, LLC			1	100%	1
ADVANCED MEDICAL LABORATORIES (AML)			1	100%	1
QUALITY LAB			1	100%	1
WILMINGTON NURSING AND REHAB			1	100%	1
MED-LAKE LABORATORY			1	100%	1
SOUTHEASTERN PATHOLOGY ASSOCIATES			1	100%	1
Ohman Family Living at Holly Assisted Living		1			1
CHATSWORTH ASSISTED LIVING COMMUNITY AT PGA NATIONAL			1	100%	1
HCL LABORATORIES			1	100%	1
MEDEXPRESS URGENT CARE - MT EPHRAIM		1			1
CAPSTONE REHABILITATION AND HEALTHCARE		1			1
WALGREENS #5130			1	100%	1
Parkside Manor		1			1
BIOMAT ORLANDO		1			1
HIGH DESERT COURT GROUP HOME			1	100%	1
DOCTORS MEMORIAL HOSP HOME HEALTH CARE		1			1
CVS CA9497POCT IRVINE		1			1
MIRAMAR KIDNEY CENTER		1			1
ST JOSEPHS CHILDRENS HOSPITAL PEDI TRANSPORT			1	100%	1
PASCO COUNTY HEALTH DEPARTMENT			1	100%	1
Washington County Nursing H0me			1	100%	1
American Fork Care Center dba Heritage Care Center		1			1
SOUTHWEST REGIONAL PCR LABORATORY			1	100%	1
Villa Maria			1	100%	1
Birmingham Nursing and Rehabilitation East LLC		1			1
Mountain City Care and Rehabilitation Center		1			1
APPLECARE BRUNSWICK			1	100%	1
WALGREENS #15369		1			1
TGH URGENT CARE - WESTCHASE			1	100%	1

COVID-19: testing by laboratory

Data through Mar 16, 2021 verified as of Mar 17, 2021 at 09:25 AM

Data in this report are provisional and subject to change.

The numbers in the table below represent the number of Florida and non-Florida residents for whom test results were received by the Department of Health. A person can be tested by more than one laboratory and can have both positive and negative results. **Therefore, the sum of the numbers in each column will be larger than the total number of people tested.**

Reporting lab	Inconclusive	Negative	Positive	Percent positive	Total
CVS OH2540POCT HILLIARD		1			1
CHESAPEAKE REGIONAL MEDICAL CENTER			1	100%	1
ADVANCE HEALTH AND WELLNESS SOLUTIONS			1	100%	1
MOUNT ST MARYS HOSPITAL OF NIAGARA FALLS			1	100%	1
COASTAL MANOR		1			1
EMORY CRAWFORD LONG HOSPITAL			1	100%	1
ADVENTHEALTH CENTRA CARE POINCIANA			1	100%	1
ADVENTHEALTH HOME CARE WATERMAN			1	100%	1
ARIZA WELLNESS CARE LLC			1	100%	1
Kroger 588 - The Little Clinic Thompsons Station		1			1
THE CHRIST HOSPITAL			1	100%	1
CLEVELAND CLINIC FLORIDA LAB			1	100%	1
CELEBRATION HOSPITAL			1	100%	1
AFFILIATED LABORATORIES INC			1	100%	1
SHAW MEDICAL GROUP LLC			1	100%	1
SOUTHERN SPRINGS HEALTH CARE		1			1
LIFESTREAM BEHAVIORAL CENTER INC			1	100%	1
ALL PRO ORTHOPEDICS & SPORTS MEDICINE, PA			1	100%	1
SOUTHWEST FLORIDA DIVISION LAB			1	100%	1
BLOOD SYSTEMS LABORATORIES			1	100%	1
EXACCARE KINGSTON, LLC			1	100%	1
SYNAPSE ANALYTICAL LABS		1			1
SKY LAKES MEDICAL CENTER		1			1
MEDICAL EXAMINERS OFFICE, LEESBURG			1	100%	1
HOUSTON MEDICAL CENTER			1	100%	1
GWINNETT MEDICAL CENTER			1	100%	1
CATERPILLAR INC - MIAMI DISTRIBUTION CENTER			1	100%	1
ASPIRUS WAUSAU HOSPITAL			1	100%	1
CHI ST VINCENT LITTLE ROCK DIAGNOSTIC CLINIC			1	100%	1
KIOSK MEDICINE KENTUCKY LLC		1			1
St. Catherine's manor of Findlay		1			1
Sunnybrook Rehabilitation Center			1	100%	1
CVS OH6167POCT ASHLAND		1			1
ROSE MEDICAL CENTER LAB			1	100%	1
FAMILY MEDICINE AT KISSIMMEE		1			1
ERIE COUNTY EMERGENCY SERVICES DIV OF		1			1
WINDMOOR HEALTHCARE			1	100%	1
El Paso Health Care Center			1	100%	1
OMNICARE PHARMACY OF TEXAS 1, LP		1			1
VISTA DEL SOL MED ASSOC		1			1
ABRAKIDABRA KIDS CLINIC			1	100%	1
MAYO CLINIC OUTPATIENT DIALYSIS CENTER			1	100%	1
OAK HAVEN REHAB AND NURSING CENTER			1	100%	1
MCLEOD MEMORIAL HOSPITAL CLARENDON			1	100%	1
BROOKSVILLE REGIONAL HOSPITAL			1	100%	1
ADVANCE CARDIOVASCULAR IMAGING, INC			1	100%	1
NORTH BREVARD CHILDRENS MEDICAL CENTER			1	100%	1

COVID-19: testing by laboratory

Data through Mar 16, 2021 verified as of Mar 17, 2021 at 09:25 AM

Data in this report are provisional and subject to change.

The numbers in the table below represent the number of Florida and non-Florida residents for whom test results were received by the Department of Health. A person can be tested by more than one laboratory and can have both positive and negative results. **Therefore, the sum of the numbers in each column will be larger than the total number of people tested.**

Reporting lab	Inconclusive	Negative	Positive	Percent positive	Total
EH FARGO HOSPITAL LABORATORY			1	100%	1
LEELANAU OPCO, LLC		1			1
TRINITY URGENT CARE		1			1
Bivins Pointe			1	100%	1
FIRST CARE WALK IN CLINIC LLC			1	100%	1
LIFE CARE CENTER OF GWINNETT		1			1
NEW ERA COMMUNITY HEALTH CENTER LLC		1			1
FOUNDATION LABORATORY			1	100%	1
NORTH FLORIDA FAMILY MEDICINE			1	100%	1
MEA PRIMARY CARE PLUS BYRAM			1	100%	1
AAA MEDICAL TESTING			1	100%	1
SYNERGY DIALYSIS INC			1	100%	1
SOPHIA MEDICAL ASSOCIATES, PC			1	100%	1
MARTIN MEM FAMILY CARE AT ST LUCIE W			1	100%	1
PALM SPRINGS GENERAL HOSPITAL			1	100%	1
SUNSHINE PEDIATRICS OF LUTz			1	100%	1
CHILDREN'S NATIONAL MEDICAL CENTER			1	100%	1
FAMILY MEDICAL CENTER OF HOLLYWOOD PA			1	100%	1
PUTNAM CO HOSPITAL-D/B/A ASBURY TOWERS		1			1
UNIVERSITY OF FLORIDA			1	100%	1
SUNSHINE FAMILY & WELLNESS CENTER			1	100%	1
PROGENESIS INC			1	100%	1
LAKE MARY OPTUM FLORIDA			1	100%	1
WALGREENS # 12338		1			1
BREVARD COUNTY JAIL			1	100%	1
USCG AIR STATION CLEARWATER CLINIC			1	100%	1
FRESENIUS SOUTH FORT MYERS		1			1
WELLNOW URGENT CARE-OSWEGO			1	100%	1
PRIMEX CLINICAL LABORATORIES INC			1	100%	1
UNITY LONGPOND		1			1
Manassas Health & Rehab			1	100%	1
ULTIMATE ANALYSIS LABORATORY			1	100%	1
FAIRHAVEN		1			1
SUPREME MEDICAL GROUP PLLC			1	100%	1
PHYSICIANS ASSOCIATES PA			1	100%	1
CORNERSTONE DRUG AND GIFT INC		1			1
PROGRESSIVE MEDICAL LAB LLC			1	100%	1
INTERMOUNTAIN HEALTHCARE LABORATORY SERVICES			1	100%	1
BETHESDA DIALYSIS			1	100%	1
ST MICHAEL'S ELITE MEDICAL HOSPITAL			1	100%	1
MARTINSVILLE HEALTH AND REHAB			1	100%	1
Kroger 670 - The Little Clinic Dawson Forest Rd & Hwy 19		1			1
OPTIMAL MEDICINE INC		1			1
Ravenwood Speciality Care		1			1
MAINE HEALTH AND ENVIRONMENTAL TESTING LABORATORY			1	100%	1
SUMMERFIELD PAIN MANAGEMENT			1	100%	1
Walgreens #9890		1			1

COVID-19: testing by laboratory

Data through Mar 16, 2021 verified as of Mar 17, 2021 at 09:25 AM

Data in this report are provisional and subject to change.

The numbers in the table below represent the number of Florida and non-Florida residents for whom test results were received by the Department of Health. A person can be tested by more than one laboratory and can have both positive and negative results. **Therefore, the sum of the numbers in each column will be larger than the total number of people tested.**

Reporting lab	Inconclusive	Negative	Positive	Percent positive	Total
CVS NE8626POCT LINCOLN		1			1
MRMC LAB MICRO			1	100%	1
AMERICAN FAMILY CARE URGENT CARE		1			1
LAMARQUE DIALYSIS			1	100%	1
FREEPORT ER DOX URGENT CARE		1			1
SUREPOINT URGENT CARE PADRE ISLAND			1	100%	1
WARREN GENERAL HOSPITAL			1	100%	1
CVS MA1022POCT CAMBRIDGE		1			1
AMBRY GENETICS CORP	1				1
DEL PRADO MEDICAL CENTER, INC		1			1
ASHLEY CLINICAL DIAGNOSTIC LABORATORY			1	100%	1
HALIFAX FAMILY HEALTH CENTER			1	100%	1
MEDEXPRESS URGENT CARE - LEOMINSTER		1			1
ALL CARE URGENT CARE			1	100%	1
LABORATORY COPRORATION OF AMERICA			1	100%	1
Walgreens #10988		1			1
LAKEWOOD RANCH MEDICAL GROUP LLC			1	100%	1
SJMC PHYSICIAN SERVICES			1	100%	1
Cerenity Senior Care-White Bear Lake		1			1
EMERSON HOSPITAL LABORATORY			1	100%	1
Springdale Village		1			1
Arbors at Marietta		1			1
WYOMING COUNTY DEPARTMENT OF HEALTH		1			1
CARESPOT EXPRESS HEALTHCARE BOYNTON BEACH			1	100%	1
LEHIGH PULMONARY ASSOCIATES			1	100%	1
SPINE & PAIN CONSULTANT PLLC		1			1
Walgreens #5065		1			1
LAKESIDE MEDICAL CENTER		1			1
Hillside Rehab and Care Center			1	100%	1
Kroger 838 - The Little Clinic Fairborn		1			1
PEDIATRIC ASSOCIATES - DORAL			1	100%	1
GSM OCED Subsection			1	100%	1
CORPORATION OF AMERICA		1			1
ELATION HEALTH		1			1
TRAFALGAR DIALYSIS			1	100%	1
Maplewood of Cheshire County		1			1
ADVANCED RESEARCH AND DIAGNOSTIC LABORATORY UNIVERSITY OF MINNESOTA			1	100%	1
CARDIAC AND VASCULAR CONSULTANTS MD PA		1			1
Kroger - KRO01100688			1	100%	1
SHANNON CLARK OD, PA			1	100%	1
Baypoint Healthcare Center			1	100%	1
CERMAK HEALTH SERVICES			1	100%	1
EMPLOYEE WELLNESS PA			1	100%	1
HUNTSVILLE HOSPITAL			1	100%	1
LAKE VIEW COURT		1			1
SYNERGENE LABORATORY			1	100%	1
SANFORD HOME		1			1

COVID-19: testing by laboratory

Data through Mar 16, 2021 verified as of Mar 17, 2021 at 09:25 AM

Data in this report are provisional and subject to change.

The numbers in the table below represent the number of Florida and non-Florida residents for whom test results were received by the Department of Health. A person can be tested by more than one laboratory and can have both positive and negative results. **Therefore, the sum of the numbers in each column will be larger than the total number of people tested.**

Reporting lab	Inconclusive	Negative	Positive	Percent positive	Total
SUNCOAST BEHAVIORAL HEALTH CENTER			1	100%	1
KEY WEST BRANCH MEDICAL CLINIC			1	100%	1
CVS MA2600POCT WEYMOUTH			1	100%	1
ROYAL PALM PEDIATRICS			1	100%	1
TARRANT MEDICAL ASSOCIATES			1	100%	1
Raleigh Center (WV)			1	100%	1
POETS WALK SARASOTA			1	100%	1
SILVER SPRINGS SHORES DIALYSIS			1	100%	1
BRISTOL REGINAL MEDICAL CENTER			1	100%	1
HEALTH GUAGE			1	100%	1
NSPIRE HEALTHCARE PLANTATION			1	100%	1
US LABORATORIES			1	100%	1
USC VERDUGO HILLS HOSPITAL			1	100%	1
CHC			1	100%	1
MEMORIAL HOSPITAL LOS BANOS			1	100%	1
WHEATON FRANCISCAN LABORATORY			1	100%	1
Cornerstone at the Ranch		1			1
SEATTLE-KING COUNTY			1	100%	1
Glen Oaks Health and REhabilitation		1			1
Smg At Bridgewater Family Medicine		1			1
Kroger 407 - The Little Clinic Lexington		1			1
DIXIE REGIONAL MEDICAL CENTER			1	100%	1
MIDWAY SPECIALTY CARE CENTER INC		1			1
MINUTECLINIC DIAG OF IND, LLC #4368		1			1
LANGLADE			1	100%	1
MEDEXPRESS URGENT CARE - WICHITA, N MAIZE RD		1			1
PEDIATRIC PARTNERS ZEPHYRHILLS			1	100%	1
WALGREENS #15291		1			1
TEXAS HEALTH HARRIS METHODIST HOSPITAL			1	100%	1
Broomall Manor		1			1
Waters of Covington		1			1
Manor Care of Dallastown d/b/a ManorCare Health Services - Dallastown		1			1
MEDICAL UNIVERSITY OF SOUTH CAROLINA			1	100%	1
GALVESTON COUNTY HEALTH DISTRICT			1	100%	1
MDS PHARMA SERVICES		1			1
BRIGHAM YOUNG UNIV STUDENT HEALTH CTR			1	100%	1
CMC MERCY LABORATORY			1	100%	1
John L. McClellan Memorial Veterans Hospital		1			1
SANTA CLARA VALLEY MEDICAL CENTER			1	100%	1
MID FLORIDA DERMATOLOGY ASSOCIATES PA			1	100%	1
PROGRESSIVE URGENT CARE, PC			1	100%	1
VA WNYHCS - Buffalo Division			1	100%	1
EVANS FAMILY CARE PA			1	100%	1
Carrollton Manor Inc		1			1
MIAMI-DADE COUNTY HEALTH DEPT.		1			1
MEDICAL ASSOCIATES OF CARTER		1			1
Crisp Regional Nursing and Rehab Center		1			1

COVID-19: testing by laboratory

Data through Mar 16, 2021 verified as of Mar 17, 2021 at 09:25 AM

Data in this report are provisional and subject to change.

The numbers in the table below represent the number of Florida and non-Florida residents for whom test results were received by the Department of Health. A person can be tested by more than one laboratory and can have both positive and negative results. **Therefore, the sum of the numbers in each column will be larger than the total number of people tested.**

Reporting lab	Inconclusive	Negative	Positive	Percent positive	Total
FAMILY PRACTICE OF CENTRAL FLORIDA PA			1	100%	1
WILLOWBROOKE CT AT LIMA ESTATES		1			1
LIFE CARE CENTER OF HILTON HEAD		1			1
Heritage of Red Cloud		1			1
ATHENA PLASTIC SURGERY		1			1
HATLEY HEALTH CARE, INC		1			1
LABORATORIO BUENA SALUD			1	100%	1
BUFFALO VAMC			1	100%	1
FREDERICK AVENUE GROUP HOME		1			1
SPORTS MEDICINE CLINIC - U OF WYOMING			1	100%	1
MERCY MEDICAL CENTER INC			1	100%	1
ST LUKE LUTHERAN HOME		1			1
CRESTHAVEN			1	100%	1
Signature HealthCare of Bowling Green		1			1
HEARTLAND OF ZEPHYRHILLS FL, LLC			1	100%	1
LAB TEST KENDALL LLC		1			1
WALMART PHARMACY 10-4554		1			1
Pinnacle Assisted Living			1	100%	1
MBMG OF WINTER HAVEN			1	100%	1
URGENT DOC -NACOGODOCHES CLINIC			1	100%	1
Life Care Center of Paradise Valley		1			1
ROSLYN INTERNAL MEDICINE		1			1
ALLIED PHYSICIANS GROUP		1			1
Wedgewood Manor		1			1
ONslow COUNTY HEALTH DEPARTMENT			1	100%	1
CYPRESS CREEK DIALYSIS CTR			1	100%	1
LYSTER MAIN LAB, FT RUCKER		1			1
LAS PALMAS MEDICAL CENTER			1	100%	1
MOUNT SINAI COMPREHENSIVE CANCER CENTER			1	100%	1
CLEVELAND CLINIC FLORIDA WAIVED			1	100%	1
REHABILITATION CENTER OF SOUTH GEORGIA		1			1
A G RHODES HOME AT WESLEY WOODS		1			1
MEDEXPRESS URGENT CARE - DERBY N ROCK		1			1
Medilodge of Kalamazoo		1			1
CORDOVA FAMILY PRACTICE			1	100%	1
Freedom Pointe at The Villages			1	100%	1
PROVIDENCE ST. PATRICK HOSPITAL			1	100%	1
EXCEPTIONAL EMERGENCY CENTER			1	100%	1
BAPTIST HEALTH MEDICAL PLAZA			1	100%	1
LOWER KEYS COMMUNITY HEALTH CENTER			1	100%	1
BELLMORE PEDIATRICS		1			1
DR BAWA AND ASSOCIATES			1	100%	1
APPLECARE URGENT CARE KINGSLAND			1	100%	1
Kroger 518 - The Little Clinic Hermitage		1			1
WILSON FAMILY MEDICINE LLC		1			1
CVS NM7242POCT ALBUQUERQUE		1			1
NEW YORK STATE DEPARTMENT OF HEALTH			1	100%	1

COVID-19: testing by laboratory

Data through Mar 16, 2021 verified as of Mar 17, 2021 at 09:25 AM

Data in this report are provisional and subject to change.

The numbers in the table below represent the number of Florida and non-Florida residents for whom test results were received by the Department of Health. A person can be tested by more than one laboratory and can have both positive and negative results. **Therefore, the sum of the numbers in each column will be larger than the total number of people tested.**

Reporting lab	Inconclusive	Negative	Positive	Percent positive	Total
White Oak Manor - Rock Hill		1			1
PHYSICIANS PRIMARY CARE LEHIGH PEDS			1	100%	1
Greencroft Goshen		1			1
STEWARD FLORIDA ALF, INC			1	100%	1
CUSTOM SCRIPTS PHARMACY		1			1
JPS HEALTH CENTER AT TRUE WORTH PLACE			1	100%	1
MEDEXPRESS-DOVER		1			1
CVS IL2297651CV JOLIET		1			1
SPECIALTY DRUG TESTING			1	100%	1
MEDCARE-GARNERS FERRY			1	100%	1
CVS AZ7075POCT CHANDLER		1			1
Orchid Cove at Naples			1	100%	1
WEST BOCA MEDICAL CENTER			1	100%	1
CARE ADVANTAGE			1	100%	1
DESTIN SURGERY CENTER LTD		1			1
Bayou Vista Community Care Center			1	100%	1
MY INSTADOC - HOWELL URGENT CARE		1			1
VITAL CARE			1	100%	1
Glenburn Home		1			1
FAITH FAMILY PRACTICE			1	100%	1
SUMMERLIN MEDICAL CENTRE			1	100%	1
RED BUG LAKE ROAD OVIEDO COVID			1	100%	1
Southern Pines Healthcare Center		1			1
EASTMAN HEALTHCARE & REHAB		1			1
BNJ		1			1
ELEMENTS PHARMACY			1	100%	1
GENESIS MICROBIOLOGY LAB		1			1
PROGRESSIVE MEDICAL RESEARCH			1	100%	1
KEY BISCAYNE PEDIATRIC ASSOCIATES INC			1	100%	1
Williamstown Commons			1	100%	1
SPECIALTY MOLECULAR - DENVER			1	100%	1
CLINICAL PATHOLOGY LABORATORIES SOUTHEAST INC			1	100%	1
SELECT SPECIALTY HOSPITAL - ORLANDO SOUTH			1	100%	1
MEDHEALTH CLINICAL INC			1	100%	1
JUPITER MEDICAL CENTER INC			1	100%	1
THE CENTER FOR DISCOVERY		1			1
MERCY HEALTH			1	100%	1
Mary Anna Nursing Home		1			1
OXY-GENLAB			1	100%	1
BAYFRONT HEAL WOUND CARE AND HYPERBARIC CENTER			1	100%	1
PEACHEALTH LABORATORIES		1			1
Dugan Memorial Home		1			1
Ash Flat Healthcare and Rehabilitation Center			1	100%	1
Gulf Coast health and Rehabilitation, LLC		1			1
Erie VAMC		1			1
MEDEX CLINIC LLC			1	100%	1
NHC DICKSON		1			1

COVID-19: testing by laboratory

Data through Mar 16, 2021 verified as of Mar 17, 2021 at 09:25 AM

Data in this report are provisional and subject to change.

The numbers in the table below represent the number of Florida and non-Florida residents for whom test results were received by the Department of Health. A person can be tested by more than one laboratory and can have both positive and negative results. **Therefore, the sum of the numbers in each column will be larger than the total number of people tested.**

Reporting lab	Inconclusive	Negative	Positive	Percent positive	Total
PALM BEACH DIGESTIVE ASSOCIATES			1	100%	1
Elm Crest Senior Living Community		1			1
BERKSHIRE MEDICAL CENTER			1	100%	1
ADVENTHEALTH DURAND			1	100%	1
ST MARY'S OF SAGINAW		1			1
ST. LUKES HOSPITAL			1	100%	1
ATRIA TAMARAC			1	100%	1
PARK AVENUE PEDIATRICS PC		1			1
SOUTHWEST ORLANDO FAMILY MEDICINE, PL			1	100%	1
BL DIAGNOSTICS LLC			1	100%	1
LOUIS STOKES CLEVELAND VA MEDICAL CENTER			1	100%	1
PINNACLE DIALYSIS		1			1
CHC SOUTHWEST FLORIDA LAB-LIVE			1	100%	1
EPIC CARE PHARMACY		1			1
MEDCOR, INC			1	100%	1
Signature Healthcare of Georgetown		1			1
SOUTHEASTERN HEALTH FACILITES, INC		1			1
CALIFORNIA PUBLIC HEALTH LABORATORY			1	100%	1
WALKIN MEDICAL URGENT CARE,NEW CITY			1	100%	1
Kroger 126 - The Little Clinic Cottonwood		1			1
Florida Baptist Retirement Center		1			1
FLORIDA HOSPITAL LAB			1	100%	1
GREATER TAMPA AT HOME			1	100%	1
NORTHWEST FLORIDA SPECIALTY PHYSICIANS LLC		1			1
RYE BEACH PHARMACY INC		1			1
CVS AZ9277POCT TUCSON		1			1
Chestnut Ridge Nursing & Rehab		1			1
ODYSSEY HEALTH CARE OF MARION COUNTY LLC		1			1
ROCKLEDGE HEALTH & REHABILITATION CENTER			1	100%	1
CVS CA9485POCT MISSION VIEJO		1			1
UF HEALTH THE VILLAGES			1	100%	1
Kroger 968 - The Little Clinic Colerain Township		1			1
ST VINCENTS OUTPATIENT IMAGING		1			1
MED CHOICE CENTER OF NORTH MIAMI			1	100%	1
UNLIMITED MEDICAL SERVICES OF FL PL DBA		1			1
Florence Nursing and Rehabilitation Center		1			1
SELF REGIONAL HEALTHCARE			1	100%	1
WESTEX URGENT CARE, PLLC			1	100%	1
CURA LABORATORY SERVICES			1	100%	1
HEALTH CARE SERVICES LC			1	100%	1
5 STAR HOME HEALTH SERVICES INC		1			1
Manor Care Health Services- Wilmington			1	100%	1
AFTER HOURS CLINIC			1	100%	1
Moab Regional Hospital			1	100%	1
AdventHealth Care Center Zephyrhills North			1	100%	1
Courtenay Springs Village			1	100%	1
St. Ann Rehabilitation and Nursing Center		1			1

COVID-19: testing by laboratory

Data through Mar 16, 2021 verified as of Mar 17, 2021 at 09:25 AM

Data in this report are provisional and subject to change.

The numbers in the table below represent the number of Florida and non-Florida residents for whom test results were received by the Department of Health. A person can be tested by more than one laboratory and can have both positive and negative results. **Therefore, the sum of the numbers in each column will be larger than the total number of people tested.**

Reporting lab	Inconclusive	Negative	Positive	Percent positive	Total
TANNER CLINIC			1	100%	1
DW MCMILLAN MEMORIAL HOSPITAL LABORATORY			1	100%	1
Alden North Shore			1	100%	1
MEDEXPRESS URGENT CARE - RUSSELLVILLE, W MAIN ST		1			1
Fulton County Medical Center Long Term Care			1	100%	1
CACERES SPECIALIZED GYNECOLOGY		1			1
MEDICAL CLINIC OF HOUSTON			1	100%	1
BAYSHORE DIALYSIS			1	100%	1
COMMONWEALTH OF VIRGINIA DIVISION OF CONSOLIDATED LABORATORY SERVICES			1	100%	1
Kroger 444 - The Little Clinic Dent		1			1
MEDEXPRESS URGENT CARE - CABOT			1	100%	1
THE HEART HOSPITAL BAYLOR PLANO			1	100%	1
DR JAMES D FORBES FAMILY CARE CENTER			1	100%	1
DOCTORS AFTER HOURS URGENT CARE CENTER			1	100%	1
MEDEXPRESS URGENT CARE-VINLAND SOUTH			1	100%	1
VA OPTOMETRY CLINIC			1	100%	1
Sage Bluff Health & Rehabilitation Center		1			1
JACK M MATHENY II MD			1	100%	1
AUTUMN HOUSE			1	100%	1
MEMORIAL HOSPITAL OF TAMPA			1	100%	1
The Center at Centennial			1	100%	1
MARYLAND DEPARTMENT OF HEALTH AND MENTAL HYGIENE-LABORATORIES			1	100%	1
Kroger 705 - The Little Clinic Richmond		1			1
SUNCOAST PRIMARY CARE LLC			1	100%	1
ATHENS LIMESTONE HOSPITAL		1			1
SKY RIDGE MEDICAL CENTER - MICRO			1	100%	1
SHAMRA MEDICAL LABORATORY			1	100%	1
FIU HEALTH CARE CENTER			1	100%	1
Kroger 350 - The Little Clinic New Cut Road		1			1
AURORA CONSOLIDATED LABORATORY			1	100%	1
INLET CONCIERGE MEDICINE			1	100%	1
TEVAPHARM			1	100%	1
FINLAY MEDICAL RESEARCH CORP			1	100%	1
COMMUNITY MEDICAL CENTER-ORANGE CITY		1			1
HALEYVILLE HEALTH CARE CENTER		1			1
NEMOURS CHILDREN'S PRIMARY CARE, ST CLOUD			1	100%	1
RIVERVIEW HOSPITAL D/B/A UNIVERSITY		1			1
JUP Serology SubSection			1	100%	1
MIAMI VASCULAR SURGERY			1	100%	1
ADVENTHEALTH IMAGING WINTERGARDEN		1			1
NORTHSIDE FAMILY MEDICINE		1			1
CENTRAL FL INTERNAL MEDICINE ASSOCIATES LLC		1			1
ANDREWS INSTITUTE AMBULATORY SURGERY CENTER		1			1
HARDEE COUNTY FIRE RESCUE		1			1
Walgreens #5914		1			1
KENDALL PEDIATRICS PARTNERS LLC			1	100%	1
TFH HOME HEALTH INC			1	100%	1

COVID-19: testing by laboratory

Data through Mar 16, 2021 verified as of Mar 17, 2021 at 09:25 AM

Data in this report are provisional and subject to change.

The numbers in the table below represent the number of Florida and non-Florida residents for whom test results were received by the Department of Health. A person can be tested by more than one laboratory and can have both positive and negative results. **Therefore, the sum of the numbers in each column will be larger than the total number of people tested.**

Reporting lab	Inconclusive	Negative	Positive	Percent positive	Total
MERCYONE DES MOINES MEDICAL CENTER			1	100%	1
Harbert Hills Academy Nursing Home		1			1
LabCorp L#09258295 M#09258285			1	100%	1
ISLANDS ASSISTED LIVING FACILITY,THE			1	100%	1
MOUNT SINAI MEDICAL CENTER OF FLORIDA INC			1	100%	1
EVENTIDE LUTHERAN HOME		1			1
ALLEGANY COUNTY DEPARTMENT OF HEALTH		1			1
Hillside Manor Rehabilitation and Extended Care Center		1			1
VALLEY HOSPITAL MEDICAL CENTER		1			1
Shelbyville Manor		1			1
KAISER PERMANENTE REGIONAL REFERENCE LABORATORY		1			1
Newton Wellesley Center for Alzheimer's Care		1			1
Kroger 433 - The Little Clinic Atoka		1			1
ADVENTHEALTH MEDICAL GROUP SENIOR HEALTH AT			1	100%	1
HILLSBORO MEDICAL CENTER MAIN LABORATO		1			1
BAYCARE OUTREACH LAB AT NEW TAMPA			1	100%	1
Vi at Aventura		1			1
Kroger 825 - The Little Clinic Dorothy Lane		1			1
MEDICAL CENTER AFFILIATES PALM SPRINGS			1	100%	1
THE EMORY CLINIC			1	100%	1
Walgreens #12153		1			1
Schoenbrunn Healthcare		1			1
EVERGREEN WOODS HEALTH & REHAB CENTER			1	100%	1
JMJ FAMILY PRACTICE			1	100%	1
COLUMBIA CREST CARE & RAHAB		1			1
SV MOBILE HEALTH			1	100%	1
LIBERTY HEALTH CENTER			1	100%	1
CLEVELAND CLINIC AKRON GENERAL			1	100%	1
CARESOUTH HHA HOLDINGS OF THE TREASURE COAST LLC			1	100%	1
The Pines at Poughkeepsie Center for Nursing and Rehabilitation		1			1
BOULDER COMMUNITY HOSPITAL			1	100%	1
UNITYPOINT HEALTH TRINITY			1	100%	1
Kroger 447 - The Little Clinic Lebanon		1			1
ST.ELIZABETH HEALTH CENTER	1				1
FOCUSED CARE AT ALLENBROOK		1			1
NATIONAL INSTITUTES OF HEALTH CLINICAL CENTER			1	100%	1
FAMILY AND INTERNAL MEDICINE ASSOCIATES		1			1
A.G. Rhodes		1			1
ARCADIA DIALYSIS CENTER			1	100%	1
ST FRANCIS COLLEGE WELLNESS CENTER		1			1
QUICKCARE HEALTH, INC			1	100%	1
WALGREENS # 11165		1			1
Northern Nevada State Veterans Home		1			1
TAYLOR COUNTY HEALTH DEPARTMENT			1	100%	1
CAREWELL 203			1	100%	1
HYDE PARK MEDICAL CENTER		1			1
Kroger 57 - The Little Clinic Jay C Charlestown		1			1

COVID-19: testing by laboratory

Data through Mar 16, 2021 verified as of Mar 17, 2021 at 09:25 AM

Data in this report are provisional and subject to change.

The numbers in the table below represent the number of Florida and non-Florida residents for whom test results were received by the Department of Health. A person can be tested by more than one laboratory and can have both positive and negative results. **Therefore, the sum of the numbers in each column will be larger than the total number of people tested.**

Reporting lab	Inconclusive	Negative	Positive	Percent positive	Total
UCH LAB			1	100%	1
POMPANO BEACH ARTIFICIAL KIDNEY CENTER			1	100%	1
CORONA CONCIERGE, LLC		1			1
			1	100%	1
Oregon Veterans Home The Dalles		1			1
COURTLAND TERRACE		1			1
LRGHEALTHCARE		1			1
Troy Center for Rehabilitation & Nursing		1			1
Kroger 683 - The Little Clinic Foothills Plaza		1			1
HEALTHCARE AND REHAB OF SANFORD			1	100%	1
CVS MA507POCT LEOMINSTER			1	100%	1
KENT		1			1
CONCENTRA - OCALA		1			1
WEILL CORNELL MEDICAL ASSOCIATES - EAST SIDE		1			1
FALLSBURG CHAI		1			1
SOUTHERN FAMILY HEALTH			1	100%	1
PULMONARY, CRITICAL CARE AND SLEEP DISORDERS INSTITUTE OF SOUTH FLORID			1	100%	1
WAYNE COUNTY PUBLIC HEALTH		1			1
ST ANTHONY'S PINELLAS CARE CLINIC			1	100%	1
GATEWAY LABORATORIES		1			1
INDIAN RIDGE		1			1
FAYETTE MEDICAL CENTER LAB		1			1
VERITAS GENETICS, INC.			1	100%	1
INNOVATIVE CARE II LLC			1	100%	1
REGIONAL MED CTR BAYONET POINT			1	100%	1
MERRILL GARDENS AT CHAMPIONSGATE			1	100%	1
TITUS REGIONAL MEDICAL CENTER			1	100%	1
CURELOGICS WOUND CARE & HYPERBARIC CENTER		1			1
MEDEXPRESS URGENT CARE - WAYNESBURG		1			1
SANTA BARABARA ALF LLC (THE WINDSOR)			1	100%	1
MARINA DEL REY HOSPITAL LAB			1	100%	1
CORNERSTONE OF RECOVERY INC		1			1
NORTHEAST BAPTIST HOSPITAL			1	100%	1
MEDOR/ACC SYNCHRONY			1	100%	1
MEDEXPRESS URGENT CARE, EDWARDSVILLE		1			1
Walgreens #10851		1			1
HOLLAND COMMUNITY HOSPITAL		1			1
Smg/North Jersey Hematology & Oncology		1			1
HABANA HEALTH CARE CENTER			1	100%	1
VELOCITY URGENT CARE - LITTLE CREEK			1	100%	1
LIMA MEMORIAL HOSPITAL			1	100%	1
ALLIED PEDIATRICS & FAMILY MEDICINE			1	100%	1
MOUNT SINAI MEDICAL CENTER AVENTURA ER			1	100%	1
KNOX COMMUNITY HOSPITAL			1	100%	1
HEALTHPLUS			1	100%	1
REFERENCE LABORATORY			1	100%	1
GARDENS PEDIATRICS LAB			1	100%	1

COVID-19: testing by laboratory

Data through Mar 16, 2021 verified as of Mar 17, 2021 at 09:25 AM

Data in this report are provisional and subject to change.

The numbers in the table below represent the number of Florida and non-Florida residents for whom test results were received by the Department of Health. A person can be tested by more than one laboratory and can have both positive and negative results. **Therefore, the sum of the numbers in each column will be larger than the total number of people tested.**

Reporting lab	Inconclusive	Negative	Positive	Percent positive	Total
SARASOTA MEMORIAL HOSPITAL		1			1
CAN COMMUNITY HEALTH LLC		1			1
DERMDX, DIV OF AURORA DIAGNOSTICS/BERNHARDT LAB		1			1
RIDGEFIELD PEDIATRIC ASSOCIATES		1			1
LADY OF THE SEA HOSPITAL LAB			1	100%	1
PCG MOLECULAR			1	100%	1
INHEALTH LIFE SCIENCES LLC			1	100%	1
Spring Gate Rehab and Healthcare Center		1			1
KIDSVILLE PEDIATRICS III PA			1	100%	1
PEDIATRIC ASSOCIATES - JACKSONVILLE			1	100%	1
GARNET HEALTH DOCTORS		1			1
JERSEY IRISH MEDICAL		1			1
HOLYCROSS URGENT CARE AND IMAGING CENTER		1			1
OAKMONT OF UNION SC, LLC		1			1
EXCEL URGENT CARE OF NJ			1	100%	1
BOLLES SCHOOL, THE			1	100%	1
SC-GA2018 SIMPSONVILLE REHABILITATION		1			1
OHIOHEALTH URGENT CARE			1	100%	1
Kroger 359 - The Little Clinic Bellevue		1			1
TRANSCEND PERFORMANCE AND LIFESTYLE INSTITUTE			1	100%	1
Kroger 670 - The Little Clinic Powell		1			1
PORTAGE MEDICAL CENTER			1	100%	1
DIGNITY HEALTH GOHEALTH		1			1
VIRGINIA UROLOGY		1			1
BEST CARE COMMUNITY AND FAMILY HEALTH CENTER INC			1	100%	1
CAREWELL URGENT CARE FITCHBURG			1	100%	1
Mason Health and Rehab		1			1
THE LITTLE CLINIC, LLC			1	100%	1
COASTAL ER IX, PHYSICIANS PREMIER			1	100%	1
MID-FLORIDA CANCER CENTERS		1			1
MEDEXPRESS URGENT CARE - LINCOLN		1			1
PRIME CARE FAMILY MEDICINE			1	100%	1
ST. VINCENT HOSPITAL			1	100%	1
PLEASANT RIDGE MANOR WEST		1			1
HEALTH NETWORK			1	100%	1
OCALA REGIONAL DIALYSIS- NORTH			1	100%	1
SHP WESTCHESTER LLC		1			1
BETHESDA HOSPITAL			1	100%	1
BOCA GENERAL AND FAMILY MEDICINE		1			1
QUALITY CLINICAL LAB LLC			1	100%	1
RIDGE OPTUM FLORIDA			1	100%	1
WALGREENS #10854		1			1
ELKTON TRANSITIONAL CARE CENTER		1			1
CVS CT2210POCT RIVERSIDE		1			1
SACRED HEART MEDICAL CENTER			1	100%	1
STUDENT HEALTH CENTER			1	100%	1
COVE AT THE MARBELLA,THE			1	100%	1

COVID-19: testing by laboratory

Data through Mar 16, 2021 verified as of Mar 17, 2021 at 09:25 AM

Data in this report are provisional and subject to change.

The numbers in the table below represent the number of Florida and non-Florida residents for whom test results were received by the Department of Health. A person can be tested by more than one laboratory and can have both positive and negative results. **Therefore, the sum of the numbers in each column will be larger than the total number of people tested.**

Reporting lab	Inconclusive	Negative	Positive	Percent positive	Total
ADVENTHEALTH MEDICAL GROUP OBSTETRICS AND			1	100%	1
LUMICO LIFE INSURANCE COMPANY		1			1
GATEWAY FAMILY HEALTH CLINIC			1	100%	1
GOLDING-GRANADO MEDICAL ASSOCIATES		1			1
ORCHARD PARK HEALTH CARE AND REHABILITATION CENTER		1			1
WESTCOAST FAMILY PRACTICE		1			1
2504-HOMEWOOD		1			1
MINUTE CLINIC DIAGNOSTICS OF IN, LLC #6252		1			1
HELIX BIOMEDICS LLC			1	100%	1
IVY CREEK HEALTHCARE & WELLNESS CENTRE			1	100%	1
NEW HORIZON PRIMARY CARE LLC			1	100%	1
PHYSICIANS IMMEDIATE CARE			1	100%	1
AFC URGENT CARE GUNBARREL			1	100%	1
ASHLEY PEDIATRICS DAY AND NIGHT CLINIC			1	100%	1
AMERICA'S ER SITE 002 LLC			1	100%	1
LAB PLUS, LLC AT ASCENSION SAINT THOMA		1			1
ALIMETRIX INC		1			1
The Carrington		1			1
Miller Health Care Center			1	100%	1
KROGER 785 - THE LITTLE CLINIC DIXIE HWY		1			1
Dulles Health and Rehab Center		1			1
CVS MN663POCT APPLE VALLEY		1			1
CARINGPLUS HOMECARE LLC			1	100%	1
LEHIGH REGIONAL WOUND CENTER			1	100%	1
CLEVELAND CLINIC OUTPATIENT LABORATORY			1	100%	1
METRO HEALTH HOSPITAL LABORATORY		1			1
BAPTIST EMERGENCY HOSPITAL - KELLY			1	100%	1
Kroger 894 - The Little Clinic NEC		1			1
LAKE REGIONAL HEALTH			1	100%	1
UT HEALTH RGV CLINICAL LABORATORY			1	100%	1
MOSOLF PEDIATRICS PA			1	100%	1
WALGREENS #10308		1			1
Parkview Care Center			1	100%	1
REGENTS PARK OF JACKSONVILLE			1	100%	1
NORTH SHORE MEDICAL CENTER - SALEM HOSPITAL			1	100%	1
Kroger 397 - The Little Clinic Frankfort East		1			1
MEDIPLUS CLINIC, INC			1	100%	1
COMMUNITY HOSPITALS INDIANAPOLIS			1	100%	1
St Mary's d'Youville Pavilion		1			1
GOSHEN HOSPITAL			1	100%	1
Memorial Health Care Center			1	100%	1
MEDSTAR URGENT CARE, LLC			1	100%	1
PAUL C SCHWARTZ & MELVIN L WEIDMAN		1			1
ATMORE COMMUNITY HOSPITAL			1	100%	1
FRANKLIN CBOC			1	100%	1
EVERGREEN NURSING HOME		1			1
Florence Home		1			1

COVID-19: testing by laboratory

Data through Mar 16, 2021 verified as of Mar 17, 2021 at 09:25 AM

Data in this report are provisional and subject to change.

The numbers in the table below represent the number of Florida and non-Florida residents for whom test results were received by the Department of Health. A person can be tested by more than one laboratory and can have both positive and negative results. **Therefore, the sum of the numbers in each column will be larger than the total number of people tested.**

Reporting lab	Inconclusive	Negative	Positive	Percent positive	Total
SPRING VALLEY HOSPITAL MEDICAL CENTER			1	100%	1
Mercy Manor Transition Center			1	100%	1
ACCESS TOTAL CARE - PORTLAND			1	100%	1
Bethel Lutheran Nursing & Rehabilitation Center		1			1
VA Tennessee Valley HCS-Nashville Campus			1	100%	1
FLORIDA DIGESTIVE AND LIVER SPECIALISTS			1	100%	1
WY RETIREMENT CENTER		1			1
HORIZON MEDICAL CENTER			1	100%	1
EILEEN TURBESSI MD PA		1			1
Kroger 682 - The Little Clinic Combs and Gantzel		1			1
BRIAN C GRINER MD LLC			1	100%	1
CENTRAL CAROLINA HOSPITAL			1	100%	1
Salem Hills Rehabilitation and Nursing Center		1			1
HEALTH FIRST HOME CARE		1			1
FLORHAM PARK ENDOSCOPY CENTER		1			1
MEDEXPRESS URGENT CARE - UNIONTOWN		1			1
AMD			1	100%	1
OPTUM OF HIALEAH		1			1
CONSULATE HEALTH CARE OF VERO BEACH			1	100%	1
MONMOUTH MEDICALC ENTER		1			1
Schenectady Center for Rehabilitation & Nursing		1			1
SOMA MEDICAL CENTER P.A. #4			1	100%	1
SANITAS RESEARCH LLC			1	100%	1
MOUNT SINAI MEDICAL CENTER OF FLORIDA, INC			1	100%	1
EAST TENNESSEE STATE UNIVERSITY		1			1
VCU HEALTH SYSTEM AUTHORITY - MCV HOSPITALS			1	100%	1
Kroger 367 - The Little Clinic Walton		1			1
HIDALGO FAMILY CLINIC			1	100%	1
WVU MEDICINE - WESTON			1	100%	1
GEORGETOWN URGENT CARE			1	100%	1
Kroger 523 - The Little Clinic Dickson			1	100%	1
UPMC NORTHWEST HOSPITAL			1	100%	1
WELL-KEY URGENT CARE SEVIERVILLE			1	100%	1
FLORIDA FAMILY LABORATORY		1			1
Kroger 805 - The Little Clinic Lewis Center		1			1
Kroger 395 - The Little Clinic Blanchester		1			1
Overton Brooks VAMC		1			1
MODERN URGENT CARE			1	100%	1
VIP FAMILY PRACTICE			1	100%	1
Sanford Health & Rehabilitation			1	100%	1
Waddell Nursing & Rehab Center		1			1
NORTH FLORIDA CHILD DEVELOPMENT, INC			1	100%	1
SUNCOAST FAMILY MEDICAL ASSOCIATES			1	100%	1
UHS BINGHAMTON GENERAL			1	100%	1
KAISER SUNNYSIDE MEDICAL CTR LAB		1			1
Quince Nursing and Rehabilitation Center		1			1
MOSAIC MEDICAL CENTER MARYVILLE			1	100%	1

COVID-19: testing by laboratory

Data through Mar 16, 2021 verified as of Mar 17, 2021 at 09:25 AM

Data in this report are provisional and subject to change.

The numbers in the table below represent the number of Florida and non-Florida residents for whom test results were received by the Department of Health. A person can be tested by more than one laboratory and can have both positive and negative results. **Therefore, the sum of the numbers in each column will be larger than the total number of people tested.**

Reporting lab	Inconclusive	Negative	Positive	Percent positive	Total
ENT & ALLERGY ASSOCIATES, LLP - SLEEPY HOLLOW (ABBOTT)		1			1
PALM BEACH COUNTY HEALTH DEPT.			1	100%	1
ARLINGTON ADULT RESIDENTIAL FACILITY, INC			1	100%	1
Fairhope		1			1
CARE CONNECTIONS AT HOME LLC			1	100%	1
ORMOND BEACH DIALYSIS			1	100%	1
MEMORIAL HERMANN SOUTHWEST HOSPITAL			1	100%	1
DUKE UNIVERSITY POINT OF CARE TESTING PROGRAM			1	100%	1
HOLY CITY MED URGENT CARE			1	100%	1
KEATING SPORTS CENTER		1			1
KISSIMMEE HOME TRAINING		1			1
VAULT MEDICAL SERVICES			1	100%	1
HEALTH FIRST MEDICAL GROUP LLC			1	100%	1
VERMONT DEPT OF HEALTH LABORATORY			1	100%	1
CHI ST. LUKE'S HEALTH BCM MEDICAL CENTER			1	100%	1
MINUTECLINIC DIAGNOSTIC OF VIRGINIA, LLC #1980		1			1
AVALON MEDICAL GROUP			1	100%	1
RIVERSIDE COUNTY PUBLIC HEALTH LABORATORY			1	100%	1
C V S / PHARMACY #833		1			1
PACE UNIVERSITY HEALTH CARE		1			1
LANTANA HC LAB			1	100%	1
ALL CHILDRENS PEDIATRIC CLINIC			1	100%	1
Arbor Springs Health and Rehab		1			1
BROOKS REHAB			1	100%	1
NORTH BROWARD MEDICAL CENTER			1	100%	1
WEST FLORIDA MEDICAL ASSOCIATES PA			1	100%	1
Life Care Center of Auburn		1			1
Holly Hill Healthcare Center			1	100%	1
ASSOCIATESMD			1	100%	1
EAST FL CORE LAB			1	100%	1
WillowBrooke Court at Westminster Village		1			1
TMH CANCER CENTER LABORATORY			1	100%	1
HAYS CLINICAL LAB			1	100%	1
ADAMS COUNTY HEALTH DEPARTMENT			1	100%	1
ROYAL OAK MEDICAL CENTER LLC DBA CHARACTER FAMILY			1	100%	1
KROGER 915 - THE LITTLE CLINIC ANDERSON			1	100%	1
NORTH COUNTY MEDICAL LAB			1	100%	1
SHRIVERS PHARMACY AND WELLNESS CENTER			1	100%	1
Highland Pines Health and Rehab		1			1
GATEWAY HEALTHCARE, PC			1	100%	1
BROOKDALE FORT MYERS LAKES PARK			1	100%	1
Brookdale Southside			1	100%	1
PEACE HEALTH FAMILY MEDICINE AT 87TH AVE		1			1
LIFESPAN HEALTH - SELMER		1			1
CVS MA38POCT CHARLTON		1			1
CARE STATION MEDICAL GROUP		1			1
CHILTON MEDICAL CENTER		1			1

COVID-19: testing by laboratory

Data through Mar 16, 2021 verified as of Mar 17, 2021 at 09:25 AM

Data in this report are provisional and subject to change.

The numbers in the table below represent the number of Florida and non-Florida residents for whom test results were received by the Department of Health. A person can be tested by more than one laboratory and can have both positive and negative results. **Therefore, the sum of the numbers in each column will be larger than the total number of people tested.**

Reporting lab	Inconclusive	Negative	Positive	Percent positive	Total
Keller Landing Center		1			1
CVS MA1875POCT ASHLAND			1	100%	1
Longwood Community Living Center		1			1
Mountain View Manor			1	100%	1
MERCY GENERAL HOSPITAL			1	100%	1
CRYSTAL RIVER FIRE DEPARTMENT			1	100%	1
PELICAN STATE OUTPATIENT CENTER			1	100%	1
GARDENS AT MAPLEWOOD			1	100%	1
NYU LANGONE AMBULATORY CARE LAKE SUCCE		1			1
COUNTY OF HAMILTON			1	100%	1
BEAUMONT URGENT CARE		1			1
UNIVERSITY OF MIAMI PRIMARY CARE SITE UMHC 3039			1	100%	1
MANHATTAN COLLEGE HEALTH SERVICES		1			1
PHYSICIAN ASSOCIATES, LLC			1	100%	1
MERITER LABORATORIES			1	100%	1
ARBOR DIAGNOSTICS, INC		1			1
Manor Care Health Care Services - Williamsport North		1			1
EXPRESS CARE OF OCALA			1	100%	1
MISSOURI DEPT. OF HEALTH			1	100%	1
DAYTONA BEACH DIALYSIS			1	100%	1
MISSION HOSPITAL			1	100%	1
DOCTORS CHOICE HOME CARE INC			1	100%	1
MEDICAL CENTER			1	100%	1
EAGLE COUNTY HEALTH AND HUMAN SERVICES			1	100%	1
SEGAL INSTITUTE FOR CLINICAL RESEARCH INC			1	100%	1
Vista Park			1	100%	1
ACCURATE HEALTH SERVICES CORP			1	100%	1
MEDAC AT PORTERS NECK			1	100%	1
EXPRESS PHARMACY INC		1			1
Kroger 753 - The Little Clinic Goss Avenue		1			1
VELOCITY URGENT CARE - REDMILL			1	100%	1
HOSPICE OF MARION COUNTY INC			1	100%	1
WINTER HAVEN DIALYSIS		1			1
Lynwood		1			1
NEW SMYRNA BEACH AMBULATORY CARE CTR			1	100%	1
Crowne Place Assisted Living		1			1
TRIDENT ANTI AGING LLC			1	100%	1
CVS NC7051POCT WAKE FOREST		1			1
BOCA RATON REGIONAL HOSPITAL		1			1
COLLIER BLVD HMA PHYSICIANS MANAGEMENT LLC			1	100%	1
CARBON HEALTH			1	100%	1
CONSOLIDATED			1	100%	1
Eugene J. Towbin Healthcare Center		1			1
NATION'S BEST CARE HOME HEALTH			1	100%	1
BAPTIST HOSPITAL LABORATORY			1	100%	1
AURORA HEALTH CARE METRO INC			1	100%	1
FAMILY MEDICAL CENTRE			1	100%	1

COVID-19: testing by laboratory

Data through Mar 16, 2021 verified as of Mar 17, 2021 at 09:25 AM

Data in this report are provisional and subject to change.

The numbers in the table below represent the number of Florida and non-Florida residents for whom test results were received by the Department of Health. A person can be tested by more than one laboratory and can have both positive and negative results. **Therefore, the sum of the numbers in each column will be larger than the total number of people tested.**

Reporting lab	Inconclusive	Negative	Positive	Percent positive	Total
UT HEALTH RIO GRANDE VALLEY PRIMARY CARE AT			1	100%	1
DOCTORS CARE – GREER		1			1
COLLINS NURSING HOME		1			1
FIRSTCARE MEDICAL CENTER			1	100%	1
ABINGTON MEMORIAL HOSPITAL			1	100%	1
Kroger 419 - The Little Clinic Farmington/Exeter		1			1
HACKENSACK UNIVERSITY MEDICAL CENTER		1			1
CVS KS8601POCT OVERLAND PARK			1	100%	1
DE TAR HOSPITAL			1	100%	1
CAROMONT HEALTH			1	100%	1
IZ MEDICAL		1			1
UMMC MIDTOWN CAMPUS			1	100%	1
KINGWOOD EMERGENCY HOSPITAL			1	100%	1
Grand Junction VAMC		1			1
SAINT LEO UNIVERSITY INCORPORATED			1	100%	1
TENNOVA HEALTHCARE - CLEVELAND			1	100%	1
LAKE COMMUNITY ACTION AGENCY		1			1
VA Greater LA HCS-Santa Maria OPC			1	100%	1
CVS TX1057POCT SAN ANTONIO		1			1
MEMORIAL MEDICAL CENTER			1	100%	1
UNIVERSITY URGENT CARE			1	100%	1
CARENOW URGENT CARE – SPRING			1	100%	1
CVS IL2297144CV CHICAGO		1			1
RESOURCE PATH LLC			1	100%	1
IVAN, MAYA			1	100%	1
HENRICO DOCTOR'S LABORATORY			1	100%	1
Walgreens #3049		1			1
CVS PHARMACY INC DBA CVS/PHARMACY # 10600		1			1
SPARTANBURG REGIONAL MEDICAL CENTER			1	100%	1
CHP COVID-19 (TX)			1	100%	1
Crowne Health Care of Eufaula		1			1
MICROBIOLOGY DEPARTMENT			1	100%	1
UMASS MEMORIAL/MARLBORO HOSPITAL			1	100%	1
PCR DIAGNOSTICS			1	100%	1
LAKE WALES DIALYSIS CENTER			1	100%	1
NOORANI MEDICAL CENTER LLC			1	100%	1
WELLSTAR COBB HOSPITAL			1	100%	1
WW Chem Auto SS			1	100%	1
ALAFAYA WOODS FAMILY MEDICAL CENTER		1			1
PEDIATRIC SPECIALTY CLINIC COLLIER			1	100%	1
CHI MEMORIAL HOSPITAL CHATTANOOGA			1	100%	1
SARHA DOCTORS CENTER			1	100%	1
Oakmont of Katy Nursing and Rehabilitation		1			1
FAMILY PRACTICE ASSOCIATES		1			1
BAPTIST HEALTH SURGERY CENTER			1	100%	1
Abernethy Laurels		1			1
PALMETTO LANDING			1	100%	1

COVID-19: testing by laboratory

Data through Mar 16, 2021 verified as of Mar 17, 2021 at 09:25 AM

Data in this report are provisional and subject to change.

The numbers in the table below represent the number of Florida and non-Florida residents for whom test results were received by the Department of Health. A person can be tested by more than one laboratory and can have both positive and negative results. **Therefore, the sum of the numbers in each column will be larger than the total number of people tested.**

Reporting lab	Inconclusive	Negative	Positive	Percent positive	Total
PALM COAST DRAW STATION/AMERICAN HEALTH ASSOCIATES		1			1
BEVERLY ADVANCED PRACTICE NURSING		1			1
Villages of St.Peters		1			1
AL MANI HEALTH INSTUTUTE		1			1
LACKAWANNA HEALTH AND REHAB CENTER		1			1
HEARTLAND REGIONAL MEDICAL CENTER		1			1
MT CARMEL NURSING HOME		1			1
LABONE		1			1
MERCY – NORTH IOWA			1	100%	1
PEDIATRIC PARTNERS OF ZEPHYRHILLS PA			1	100%	1
BISHOP KEARNEY		1			1
BLACK SHEEP MEDICAL			1	100%	1
HEBER VALLEY HOSPITAL			1	100%	1
ENCOMPASS HEALTH REHABILITATION			1	100%	1
JOHN D. ARCHBOLD MEMORIAL HOSPITAL			1	100%	1
ORLANDO PHYSICIAN NETWORK		1			1
ELKHART GENERAL HOSPITAL			1	100%	1
MEDEXPRESS URGENT CARE - HADLEY		1			1
FLORIDA HEALTH CARE MEDICAL GROUP		1			1
MEMORIALCARE LONG BEACH MEDICAL CENTER			1	100%	1
CVS CA9823POCT SACRAMENTO		1			1
PULSE MEDICAL DOCTOTS LLC			1	100%	1
CVS OH3980POCT KENT		1			1
Kroger 49 - The Little Clinic Wichita - 21st St.			1	100%	1
HARTFORD HEALTH CARE & REHABILITATION			1	100%	1
SOUTHERN WINDS			1	100%	1
CORPUS CHRISTI MEDICAL CENTER			1	100%	1
MIL LAKE HEALTHCARE CENTER INC PEDIATRICS			1	100%	1
LABTEST LLC LABTEST DIAGNOSTICS			1	100%	1
CLERMONT HEALTH DEPARTMENT			1	100%	1
1ST CHOICE URGENT CARE CENTER LLC			1	100%	1
BIODORON LABORATORIES			1	100%	1
MISSION REGIONAL MEDICAL CENTER			1	100%	1
HOME AIDE SVC OF EASTERN NY INC D/B/A		1			1
Aspire Physical Recovery Center at Cahaba River		1			1
OHIO VALLEY MANOR NURSING &		1			1
OXLEY PARK HEALTH & REHAB		1			1
BAYLOR SCOTT & WHITE ALL SAINTS MEDICAL CENTER FT			1	100%	1
CLEVELAND CLINIC OHIO LABORATORIES			1	100%	1
OMNI HEALTHCARE URGENT CARE			1	100%	1
HHCS PHARMACY INC			1	100%	1
Kroger 83 - The Little Clinic Rock Road		1			1
PATHOLOGYT & LAB MEDICINE SERVICES			1	100%	1
CVS NV9586POCT RENO		1			1
NAVARRO MEDICAL CENTERS LLC			1	100%	1
AUGUSTA HEALTH CLINICAL LABORATORY			1	100%	1
WEST COAST CLINICAL LABS INC			1	100%	1

COVID-19: testing by laboratory

Data through Mar 16, 2021 verified as of Mar 17, 2021 at 09:25 AM

Data in this report are provisional and subject to change.

The numbers in the table below represent the number of Florida and non-Florida residents for whom test results were received by the Department of Health. A person can be tested by more than one laboratory and can have both positive and negative results. **Therefore, the sum of the numbers in each column will be larger than the total number of people tested.**

Reporting lab	Inconclusive	Negative	Positive	Percent positive	Total
HOUSTON DEPARTMENT OF HEALTH AND HUMAN SERVICES			1	100%	1
Elderwood at Lancaster		1			1
Kroger 909 - The Little Clinic Hamilton			1	100%	1
CONTINENTAL HOME HEALTH CARE INC			1	100%	1
SHANNON MEDICAL CENTER			1	100%	1
MEDICAL ASSOCIATES OF PINELLAS - LAB			1	100%	1
Walgreens #19461		1			1
LIBERTY URGENT CARE			1	100%	1
OHSU LABORATORY SERVICES		1			1
LAKE MARY DIALYSIS			1	100%	1
PREMIUM HOME HEALTH CARE INC			1	100%	1
MEDEXPRESS URGENT CARE - HACKETTSTOWN		1			1
MISSISSIPPI VALLEY REGIONAL BLOOD CENTER			1	100%	1
RAPID MEDLAB (002MO)		1			1
GENESIS HOME HEALTH CARE SERVICES OF			1	100%	1
EXPRESS LAB LIVINGSTON			1	100%	1
AHC Dyersburg		1			1
Glenview Terrace Nursing Center		1			1
SWIFTCARE URGENT CARE, PLLC			1	100%	1
JACKSONVILLE PEDIATRICS			1	100%	1
WALGREENS #04176		1			1
HIGHLANDS CLINICAL LABORATORY			1	100%	1
COLER REHABILITATION AND NURSING CARE		1			1
UMASS MEMORIAL MEDICAL CENTER, INC		1			1
PINELLAS POINT NURSING AND REHAB CENTER			1	100%	1
Avera Sr. James Care Center		1			1
Accordius Health at Harrisonburg		1			1
ADVENTHEALTH MEDICAL GROUP ADULT AND SENIOR HEALTH			1	100%	1
CHATEAU MADELEINE - SENIOR LIVING & MEMORY CARE			1	100%	1
NORTH MIAMI BEACH SURGICAL CENTER			1	100%	1
MOBILE HEALTH MEDICAL SERVICES PC		1			1
PROFESSIONAL DIALYSIS CENTER			1	100%	1
BETHESDA ON TURKEY CREEK			1	100%	1
PARK LANE NURSING HOME		1			1
INSTANT MEDICAL CARE CENTER			1	100%	1
TCPA CLINICAL LABORATORIES			1	100%	1
Kroger 481 - The Little Clinic Houston Levee		1			1
AUTUMN CARE OF STATESVILLE, LLC		1			1
Wexner Heritage House			1	100%	1
LAKELAND MEDICAL CENTER			1	100%	1
STEPHENS COUNTY HOSPITAL			1	100%	1
SOUTHWOOD NURSING & RETIREMENT CENTER		1			1
Alden Lincoln Park			1	100%	1
UNIVERSITY OF BALTIMORE WASHINGTON MEDICAL CENTER			1	100%	1
PARRISH MEDICAL GROUP			1	100%	1
CYPRESS VILLAGE REHAB CENTER		1			1
OUCH URGENT CARE			1	100%	1

COVID-19: testing by laboratory

Data through Mar 16, 2021 verified as of Mar 17, 2021 at 09:25 AM

Data in this report are provisional and subject to change.

The numbers in the table below represent the number of Florida and non-Florida residents for whom test results were received by the Department of Health. A person can be tested by more than one laboratory and can have both positive and negative results. **Therefore, the sum of the numbers in each column will be larger than the total number of people tested.**

Reporting lab	Inconclusive	Negative	Positive	Percent positive	Total
CVS TX7431POCT ROWLETT		1			1
CAMBRIDGE HEALTH ALLIANCE			1	100%	1
SOUTHWOOD HEALTHCARE CENTER		1			1
ADVENTHEALTH MEDICAL GROUP UROLOGY AT EAST ORLANDO		1			1
GIFFORD MEMORIAL HOSPITAL		1			1
NHC Sequatchie		1			1
JOSHUA E CHESIR MD		1			1
ADVANCED INDIVIDUALIZED MEDICINE OF NAPLES			1	100%	1
Mayfair Village Nursing Care Center		1			1
CONCENTRA - TAMPA EAST		1			1
SOMA MEDICAL CENTER PA #2			1	100%	1
NORTH RIVER FAMILY HEALTH CENTER			1	100%	1
MEMORIAL HERMANN MEDICAL GROUP-ATASCOCITA PEDS			1	100%	1
WINTER GARDEN CHILDREN'S HEALTH CENTERS			1	100%	1
Peninsula Nursing and Rehabilitation Center		1			1
NORTHERN KENTUCKY HEALTH DEPARTMENT			1	100%	1
WALGREENS #10264		1			1
CENTRAL FLORIDA HOSPITALIST			1	100%	1
GREATER MIAMI DIALYSIS			1	100%	1
MEMORIAL HOSPITAL - BELLEVILLE			1	100%	1
CROZER-CHESTER MEDICAL CENTER			1	100%	1
MEMORIAL HOSPITAL MIRAMAR WAIVED TESTING			1	100%	1
PUBLIX PHARMACY # 1236			1	100%	1
OCALA RKC EAST HEMO #1			1	100%	1
STEWART MEDICAL GROUP INC			1	100%	1
UT MD ANDERSON CANCER CENTER-TUMOR MARKER LAB			1	100%	1
ASCENSION ST VINCENT'S - WESTSIDE			1	100%	1
UNIVERISTY HOSPITAL			1	100%	1
CHI ST ALEXIUS TRANSITIONAL CARE UNIT		1			1
MORNINGSIDE NURSING AND REHABILITATION		1			1
RM PHARMACY SERVICES INC		1			1
CENTRAL FLORIDA ADULT MEDICINE		1			1
ENCOMPASS HEALTH REHABILITATION HOSPITAL OF MIAMI			1	100%	1
TLC MEDICAL			1	100%	1
DIAGNOSTIC GROUP INTEGRATED HEALTHCARE			1	100%	1
DEACONESS URGENT CARE CENTER			1	100%	1
COLONIAL HEALTH CARE		1			1
COUNTRYSIDE PEDIATRIC CARE PA			1	100%	1
FRONT PORCH PEDIATRICS PLLC			1	100%	1
ATLANTIS VISION CENTER			1	100%	1
St. Anne Home		1			1
JOHNSON & JOHNSON VISION CARE-VISTAKON			1	100%	1
CHOTA COMMUNITY HEALTH SERVICES		1			1
FORT MYERS DIALYSIS		1			1
NORTH PALM BEACH DIALYSIS CENTER			1	100%	1
CONVENIENT MEDICAL AND HEALTH SERVICES			1	100%	1
REEVES COUNTY HOSPITAL DISTRICT			1	100%	1

COVID-19: testing by laboratory

Data through Mar 16, 2021 verified as of Mar 17, 2021 at 09:25 AM

Data in this report are provisional and subject to change.

The numbers in the table below represent the number of Florida and non-Florida residents for whom test results were received by the Department of Health. A person can be tested by more than one laboratory and can have both positive and negative results. **Therefore, the sum of the numbers in each column will be larger than the total number of people tested.**

Reporting lab	Inconclusive	Negative	Positive	Percent positive	Total
DIRECT PRIMARY CARE OF BURLESON			1	100%	1
CVS IN6536POCT KOKOMO		1			1
WVU MEDICINE AT SUNCREST TOWNE CENTRE			1	100%	1
San Antonio Residence and Rehabilitation Center		1			1
TREASURE COAST COMMUNITY HEALTH INC			1	100%	1
SAINT JOSEPHS HOSPITAL OF ATLANTA			1	100%	1
Terrace Glen Village		1			1
Louis Stokes Cleveland VA - Midtown Dialysis Center		1			1
CHATEAU TERREBONNE HEALTH CARE		1			1
BAPTIST HEALTH EXPRESS CARE			1	100%	1
LIFELINK TRANSPLANT INSTITUTE LAB			1	100%	1
NEVADA RURAL HOUSING AUTHORITY			1	100%	1
FAU MEMORY & WELLNESS CENTER			1	100%	1
FLORIDA CLINICAL RESEARCH CENTER, LLC			1	100%	1
ABBOTT LABORATORIES - OCCUPATIONAL HEALTH SERVICES			1	100%	1
HCA HOUSTON ER 24/7			1	100%	1
TRADITIONAL MEDICINE CENTER			1	100%	1
SUMMIT COUNTY PUBLIC HEALTH DEPARTMENT			1	100%	1
Pontotoc Health and Rehab		1			1
MINUTECLINIC DIAGNOSTIC OF NH, LLC (CL		1			1
WATERS EDGE ELEMENTARY SCHOOL			1	100%	1
Remarkable Healthcare Dallas			1	100%	1
PEDIATRIC ASSOCIATES - MIAMI LAKES		1			1
IMMY LABS			1	100%	1
WEST FLORIDA HOSPITAL LABORATORY			1	100%	1
WRIGHT PATTERSON AFB MEDICAL CENTER			1	100%	1
APS-SUMMIT CARE PHARMACY, LLC DBA OMNICARE		1			1
Kroger 086 - The Little Clinic Broomfield-Sheridan		1			1
CANDLER HOSPITAL			1	100%	1
CARENOW LAKE WORTH			1	100%	1
STATE OF CALIFORNIA DOH SERVICES			1	100%	1
SAINT JOSEPH'S HOSPITAL AND MEDICAL CENTER		1			1
HALE KUPUNA HERITAGE HOME		1			1
UUHC - REDSTONE HEALTH CENTER LABORATORY			1	100%	1
MAYO MEDICAL LABORATORIES			1	100%	1
Long Beach Care Center			1	100%	1
SOUTHERN HILLS MEDICAL CENTER			1	100%	1
WESTON COUNTY HEALTH SERVICES			1	100%	1
BROOKDALE FORT WALTON BEACH			1	100%	1
Arlington Health and Rehabilitation		1			1
UNITED HEALTHCARE			1	100%	1
PRIMARY & URGENT CARE CENTERS			1	100%	1
LONG ISLAND MINIMALLY INVASIVE SURGERY		1			1
FIRST CARE OF GAINESVILLE			1	100%	1
BRIDGEWATER PARK ASSISTED LIVING LLC			1	100%	1
DEPARTMENT OF HEALTH SERVICES			1	100%	1
BRUSHY CREEK FAMILY HOSPITAL			1	100%	1

COVID-19: testing by laboratory

Data through Mar 16, 2021 verified as of Mar 17, 2021 at 09:25 AM

Data in this report are provisional and subject to change.

The numbers in the table below represent the number of Florida and non-Florida residents for whom test results were received by the Department of Health. A person can be tested by more than one laboratory and can have both positive and negative results. **Therefore, the sum of the numbers in each column will be larger than the total number of people tested.**

Reporting lab	Inconclusive	Negative	Positive	Percent positive	Total
NOVANT HEALTH PRINCE WILLIAM WELLNESS CENTER			1	100%	1
MEDICAL LIFE-INC GUIDEWELL EMERGENCY MEDICINE			1	100%	1
FLORIDA DEPARTMENT OF HEALTH IN CITRUS COUNTY		1			1
BAM INC		1			1
Regency Square			1	100%	1
NORDX			1	100%	1
AESTHETIC PHYSICIANS PC			1	100%	1
INHEALTH LIFE SCIENCES			1	100%	1
Kroger 929 - The Little Clinic Corryville		1			1
LOUNDY		1			1
LANGLEY DIALYSIS			1	100%	1
APOLLOMDX LLC			1	100%	1
CORE OCCUPATIONAL RESOURCES, LLC			1	100%	1
Eagle Point Health Care Center		1			1
WALGREEN#12147		1			1
CVS IL2297652CV CHICAGO		1			1
DAYTONA BEACH CENTRA CARE			1	100%	1
ORDRS, INC.			1	100%	1
ORLANDO HEALTH PHYSICIAN GROUP INC			1	100%	1
CVS AZ7263POCT PHOENIX		1			1
HIBISCUS COURT			1	100%	1
Maple Lane Nursing Home		1			1
Cooperstown Center for Nursing and Rehabilittation		1			1
HUNEYCUTT FAMILY PRACTICE			1	100%	1
MED FIRST IMMEDIATE CARE AND FAMILY PRACTICE			1	100%	1
WALGREENS # 09788		1			1
ASHLEY PEDICATRICS DAY AND NIGHT CLINIC			1	100%	1
MORGAN STANELY HEALTH CENTER		1			1
TREASURE COAST PRIMARY CARE		1			1
ER NEAR ME HULEN		1			1
SURGERY CENTER, THE			1	100%	1
INTERNAL MEDICINE ASSOCIATES		1			1
Kroger 569 - The Little Clinic Gallatin		1			1
CVS IN6608POCT NEW PALESTINE			1	100%	1
ANY LAB TEST FAST CORP			1	100%	1
Allen Health and Rehabilitation		1			1
SONORAN DESERT PATHOLOGY			1	100%	1
WILLOW DALE WELLNESS VILLAGE APARTMENT		1			1
HAMILTON CI MAIN UNIT ANNEX/ WORK CAMP			1	100%	1
FASTMED URGENT CARE			1	100%	1
Seal Rock Healthcare		1			1
Monument Health Custer Care Center		1			1
ST LUKES SURGICAL AT THE VILLAGES INC			1	100%	1
RIVERSIDE PEDIATRIC GROUP, INC		1			1
HAWKEYE CARE CENTER DUBUQUE		1			1
ORMOND MEDICAL ARTS FAMILY PRACTICE PL			1	100%	1
ORMOND PEDIATRICS PA			1	100%	1

COVID-19: testing by laboratory

Data through Mar 16, 2021 verified as of Mar 17, 2021 at 09:25 AM

Data in this report are provisional and subject to change.

The numbers in the table below represent the number of Florida and non-Florida residents for whom test results were received by the Department of Health. A person can be tested by more than one laboratory and can have both positive and negative results. **Therefore, the sum of the numbers in each column will be larger than the total number of people tested.**

Reporting lab	Inconclusive	Negative	Positive	Percent positive	Total
Southwest Louisiana Veterans Home			1	100%	1
Arch Plaza Nursing and Rehabilitation Center			1	100%	1
MEDICAL CITY DENTON			1	100%	1
BATESVILLE - SHERWOOD URGENT CARE			1	100%	1
Woodstock Nursing and Rehabilitation Center		1			1
FLORIDA MEDICAL CLINIC PA GI			1	100%	1
SKYRIDGE CLINICAL ASSOCIATES		1			1
OPCO LLC LEGACY NURSING AND REHABILITA		1			1
Kroger 524 - The Little Clinic Iron Bridge Road		1			1
Village Green Health & Rehabilitation		1			1
DOCTOR TODAY URGENT CARE			1	100%	1
DONALSONVILLE HOSPITAL			1	100%	1
TENNOVA ER - SANGO			1	100%	1
DILELLA			1	100%	1
WAKULLA URGENT CARE & DIAGNOSTIC			1	100%	1
GABRIELA GOLDSTEIN MD PA			1	100%	1
VANAJA SUREDDI MD PA			1	100%	1
MEDEXPRESS URGENT CARE - BECKLEY		1			1
NEMOURS CHILDREN HOSPITAL			1	100%	1
VETERANS AFFAIRS MEDICAL CENTER - EAST ORANGE			1	100%	1
LARKIN COMMUNITY HOSPITAL PALM SPRINGS CAMPUS			1	100%	1
ELLIS HOSPITAL URGENT CARE CENTER LAB		1			1
SUTTER GOULD MEDICAL FOUNDATION			1	100%	1
Kroger 379 - The Little Clinic Stony Brook		1			1
SUMMIT LABORATORY			1	100%	1
MOBILE INFIRMARY MEDICAL CENTER			1	100%	1
LEGACY SPECIALTY PHARMACY CORP			1	100%	1
SENCARE MANAGEMENT		1			1
EVENING PEDIATRICS INC			1	100%	1
Chateau Living Center			1	100%	1
WMC HEALTH GROUP INC			1	100%	1
Rehab Select of Talladega		1			1
SUSAN F. WILLIAMS M.D., P.A.			1	100%	1
MEDEXPRESS URGENT CARE - WESTFIELD, E MAIN ST			1	100%	1
Kroger - KR070600172		1			1
TIMPANOGOS REGIONAL HOSPITAL			1	100%	1
WEST BOYNTON DIALYSIS			1	100%	1
TEQUESTA FAMILY MEDICAL CENTER LLC			1	100%	1
FRESENIUS KIDNEY CARE OCALA			1	100%	1
TARRYTOWN PHARMACY			1	100%	1
ST. PETERSBURG PEDIATRICS-SEMINOLE			1	100%	1
INTEGRATED GENETICS SEQUENOM		1			1
THE TOLEDO HOSPITAL			1	100%	1
CARING PROFESSIONAL HEALTH CARE LLC		1			1
SPECTRUM LABORATORY			1	100%	1
FIVE STAR PREMIER RESIDENCES OF POMPANO BEACH			1	100%	1
BICKERTON, DAWN		1			1

COVID-19: testing by laboratory

Data through Mar 16, 2021 verified as of Mar 17, 2021 at 09:25 AM

Data in this report are provisional and subject to change.

The numbers in the table below represent the number of Florida and non-Florida residents for whom test results were received by the Department of Health. A person can be tested by more than one laboratory and can have both positive and negative results. **Therefore, the sum of the numbers in each column will be larger than the total number of people tested.**

Reporting lab	Inconclusive	Negative	Positive	Percent positive	Total
PROVIDENCE ST PETER HOSPITAL		1			1
QC LABORATORY			1	100%	1
WINNIFRED ASSISTED LIVING FACILITY INC		1			1
Court House Center		1			1
MINUTECLINIC DIAGNOSTICS OF OKLAHOMA		1			1
GOSHEN MEDICAL CENTER			1	100%	1
Hearthstone Nursing and Rehabilitation Center		1			1
Kroger 016 - The Little Clinic Centennial		1			1
THE MEDICAL CENTER			1	100%	1
HARDIN HEALTH INC		1			1
RESTORE MEDICAL PARTNERS PLLC			1	100%	1
PRINCIPLE DIAGNOSTICS LLC			1	100%	1
HAVASU REGIONAL MEDICAL CENTER			1	100%	1
PINEVILLE PHARMACY			1	100%	1
EDWARD HOSPITAL			1	100%	1
MEDEXPRESS URGENT CARE - PATRICK STREE			1	100%	1
WORKFORCE HEALTH DEPARTMENT			1	100%	1
GENESIS HEALTH SYSTEM			1	100%	1
KID FIXERS		1			1
ALPHA 1 ANTITRYPSIN RESEARCH PROGRAM			1	100%	1
Lutheran Community at Telford		1			1
SC-GA2018 THE RIDGE REHABILITATION & H		1			1
HEALTH ALLIANCE			1	100%	1
JOINT AMBULATORY CARE CENTER		1			1
BAPTIST MEDICAL PLAZA AT WESTCHESTER			1	100%	1
Central Park Healthcare & Rehabilitation Center		1			1
LCMC LAB SUBSECTION		1			1
CATHEDRAL GERONTOLOGY CENTER DBA CATHEDRAL CARES			1	100%	1
Avista Nursing and Rehab			1	100%	1
Excel Care Center			1	100%	1
MEDONE URGENT CARE			1	100%	1
LOGAN COUNTY HOSPITAL			1	100%	1
KATHY L ANDERSON DO PA			1	100%	1
LEE MEMORIAL HOSPITAL OUTPATIENT SURGERY CENTER			1	100%	1
SONNI'S PEDIATRICS			1	100%	1
Kroger 532 - The Little Clinic Murfreesboro		1			1
BRADENTON DIALYSIS			1	100%	1
SOUTHEASTERN INTEGRATED MEDICAL PL			1	100%	1
Altenheim Senior Living		1			1
BAYLOR SCOTT AND WHITE MEDICAL CENTER -CENTENTENNIAL			1	100%	1
MIDWEST COVENANT HOME, INC		1			1
OCCUPATIONAL HEALTH CENTER		1			1
HAWAII DEPARTMENT OF HEALTH LAB			1	100%	1
WEST VIRGINIA UNIVERSITY HOSPITALS			1	100%	1
URGENT CARE OF KANSAS CITY			1	100%	1
LP ELIZABETHTON		1			1
MANHATTAN EYE EAR AND THROAT HOSPITAL		1			1

COVID-19: testing by laboratory

Data through Mar 16, 2021 verified as of Mar 17, 2021 at 09:25 AM

Data in this report are provisional and subject to change.

The numbers in the table below represent the number of Florida and non-Florida residents for whom test results were received by the Department of Health. A person can be tested by more than one laboratory and can have both positive and negative results. **Therefore, the sum of the numbers in each column will be larger than the total number of people tested.**

Reporting lab	Inconclusive	Negative	Positive	Percent positive	Total
CVS MA915POCT BEVERLY			1	100%	1
MEDEXPRESS URGENT CARE, MOSSIDE		1			1
FREDERICK MEMORIAL HOSPITAL			1	100%	1
MANCHESTER COMMONS		1			1
CENTRAL FLORIDA MEDICAL CARE			1	100%	1
SOUTH FLORIDA URGENT CARE CENTERS, LLC			1	100%	1
Englewood Health Care Center		1			1
MEDICAL ARTS LABORATORY			1	100%	1
RCP OF MEMORIAL WEST			1	100%	1
CHRISTUS GOOD SHEPHERD MEDICAL CENTER			1	100%	1
TITUSVILLE TOWERS ASSISTED LIVING		1			1
ST. LUKE'S HOSPITAL			1	100%	1
SALUDA NURSING CENTER		1			1
MINUTE CLINIC DIAGNOSTIC PA			1	100%	1
JACKSBORO URGENT CARE			1	100%	1
SISTERS MISSION			1	100%	1
PREMIER FAMILY AND SPORTS MEDICINE LLC			1	100%	1
NFRC CLINICAL LAB			1	100%	1
ANDERSON REGIONAL MEDICAL CENTER			1	100%	1
CARENOW MIDTOWN			1	100%	1
HALIFAX HEALTH PRIMARY CARE			1	100%	1
CVS TX3702POCT KATY		1			1
MEMORIAL HERMANN KATY HOSPITAL			1	100%	1
Port Orange Nursing And Rehab Center			1	100%	1
777 URGENT CARE			1	100%	1
TITUSVILLE REHABILITATION AND NURSING CENTER		1			1
MEDEXPRESS URGENT CARE - DANVILLE		1			1
ORLANDO HEALTH MEDICAL GROUP			1	100%	1
PUBLIX PHARMACY #0332		1			1
Sharon Care Center			1	100%	1
WATERBURY HOSPITAL REFERENCE LAB			1	100%	1
VICTORIA PAIN AND REHABILITATION CENTER			1	100%	1
SUPERKIDS PEDIATRICS			1	100%	1
ADVENT HEALTH MEDICAL GROUP		1			1
TGH URGENT CARE – WESLEY CHAPEL			1	100%	1
Birmingham Nursing & Rehab Center		1			1
LOPEZ		1			1
BALLAD HEALTH MEDICAL ASSOCIATES URGENT CARE			1	100%	1
PASTEUR MEDICAL HIALEAH GARDEN LLC			1	100%	1
OKLAHOMA BLOOD INSTITUTE			1	100%	1
INDIAN RIVER CLINICAL LABORATORY, INC.		1			1
WOODHILLS LABS			1	100%	1
CVS CA8861POCT BUENA PARK		1			1
ALBANNA PEDIATRICS CENTER			1	100%	1
Kroger 97 - The Little Clinic Hutchinson		1			1
ST JOHN'S HOME CARE			1	100%	1
PUBLIX PHARMACY #1114			1	100%	1

COVID-19: testing by laboratory

Data through Mar 16, 2021 verified as of Mar 17, 2021 at 09:25 AM

Data in this report are provisional and subject to change.

The numbers in the table below represent the number of Florida and non-Florida residents for whom test results were received by the Department of Health. A person can be tested by more than one laboratory and can have both positive and negative results. **Therefore, the sum of the numbers in each column will be larger than the total number of people tested.**

Reporting lab	Inconclusive	Negative	Positive	Percent positive	Total
TILE PHARMACY		1			1
UF HEALTH - WILDLIGHT			1	100%	1
LOURDES URGENT CARE			1	100%	1
ADVANCED CARDIOVASCULAR DIAGNOSTICS OF FL			1	100%	1
NF Escambia, LLC DBA Olive BranchHealth and Rehabilitaion Center			1	100%	1
LABORATORIO MEDICO CENTRAL CONDOMINO MD			1	100%	1
THE NEW JEWISH HOME		1			1
FHPG INTERNAL MEDICINE OF BRANDON			1	100%	1
LAKE VISTA DIALYSIS			1	100%	1
Bay View Nursing and Rehabilitation Center			1	100%	1
Lenbrook		1			1
BAPTIST ASI			1	100%	1
SAINT ALPHONSUS REGIONAL MEDICAL CENTER			1	100%	1
MAHONEY PEDIATRICS PA			1	100%	1
CVS NE8616POCT LINCOLN		1			1
Heartland Health Care Center Jacksonville			1	100%	1
TEMPUS_LABS			1	100%	1
LADY LAKE FAMILY MEDICINE			1	100%	1
SPARTA HEALTH & REHAB		1			1
ST CATHERINE HOSPITAL LABORATORY			1	100%	1
NORTHSIDE FAMILY MEDICINE AND URGENT CARE (CUMMING)		1			1
HEALTH PLUS SUNRISE MEDICAL OFFICE			1	100%	1
EVEXIA DIAGNOSTICS			1	100%	1
CONCIERGE INTERNAL MEDICINE ASSOCIATES			1	100%	1
RANDOLPH COUNTY HEALTH & REHABILITATIO		1			1
ADVANTA LABS, LLC		1			1
MADISON AT OVIEDO			1	100%	1
Integrity Healthcare of Carbondale			1	100%	1
WMC HEALTH GROUP OF KISSIMMEE LLC			1	100%	1
BRITTNEY WHELIHAN IRWIN ARNP LLC			1	100%	1
JOHN PETER SMITH HOSPITAL- OB TRIAGE			1	100%	1
SC-GA2018 MCCORMICK REHAB & HEALTHCARE		1			1
PowerBack Piscataway Center		1			1
BAPTIST HEALTH SURGERY CENTER AT NORTHPOINT			1	100%	1
ASHLEY PEDIATRICS DAY & NIGHT CLINIC			1	100%	1
CHIPLEY DIALYSIS			1	100%	1
MARQUETTE GENERAL HOSPITAL			1	100%	1
CVS AZ3749POCT GOODYEAR		1			1
JOSEPH REINA PHARMACY INC DBA JRX PHAR		1			1
BEAUMONT HOSPITAL			1	100%	1
LITTLE FALLS HOSPITAL LABORATORY		1			1
SEVEN HILLS HEALTHCARE GROUP LLC DBA		1			1
LSU MEDICAL CENTER			1	100%	1
CVS AZ7855POCT TUCSON		1			1
Kroger 618 - The Little Clinic Trail Creek Village		1			1
Brattleboro Crossings LLC dba Pine Heights at Brattleboro		1			1
Kroger 541 - The Little Clinic Long Hollow Pike		1			1

COVID-19: testing by laboratory

Data through Mar 16, 2021 verified as of Mar 17, 2021 at 09:25 AM

Data in this report are provisional and subject to change.

The numbers in the table below represent the number of Florida and non-Florida residents for whom test results were received by the Department of Health. A person can be tested by more than one laboratory and can have both positive and negative results. **Therefore, the sum of the numbers in each column will be larger than the total number of people tested.**

Reporting lab	Inconclusive	Negative	Positive	Percent positive	Total
NORTHSIDE HOSPITAL DULUTH			1	100%	1
SLIDELL MEMORIAL HOSPITAL			1	100%	1
ICARE		1			1
Walgreens #9620		1			1
NANCY M WORTHINGTON MD PA			1	100%	1
FIT4LIFE MEDICAL CENTER			1	100%	1
MED TECH CLINICAL LABORATORY		1			1
WINCHESTER HOSPITAL			1	100%	1
NORTHEAST TEXAS DIALYSIS		1			1
AML DIAGNOSTICS- ADV TESTING IN METABOLIC MEDICINE			1	100%	1
MEMORIAL SATILLA HEALTH			1	100%	1
CVS CA9103POCT ESCONDIDO		1			1
Kroger 923 - The Little Clinic Centerville		1			1
FLORIDA HOME HEALTH			1	100%	1
DECATUR MORGAN HOSPITAL - DECATUR GENE		1			1
Signature Healthcare of Palm Beach			1	100%	1
TMH PHYSICIAN PARTNERS			1	100%	1
JACKSON MADISON CO. GEN. HOSPITAL			1	100%	1
SANTA MONICA CA-UCLA MC			1	100%	1
MID FLORIDA COMMUNITY SERVICES			1	100%	1
WALGREENS #06025		1			1
ASSISTED LIVING AT TREZEVANT		1			1
DIVERSICARE OF BIG SPRINGS		1			1
BAPTIST HEALTH PRIMARY CARE AT DORAL			1	100%	1
Kroger 390 - The Little Clinic North College Hill		1			1
PENSACOLA PATHOLOGY		1			1
CHILDRENS SPECIALIST PEDIATRIC PULMMOLOGY &			1	100%	1
WEST PENSACOLA DIALYSIS CENTER			1	100%	1
UPSON REGIONAL MEDICAL CENTER			1	100%	1
YOUR HEALTH PEDIATRICS			1	100%	1
TERRELL URGENT CARE			1	100%	1
MEDERI CARETENDERS VS OF SE FL LLC DBA			1	100%	1
FLORIDA CLINICAL LABORATORY INC DBA			1	100%	1
UW MEDICINE CHU LAB			1	100%	1
FLAGLER MEDICAL ASSOCIATES PA			1	100%	1
PAMC MICRO LAB			1	100%	1
WELLCARE URGENT CARE			1	100%	1
Brown Nursing Home		1			1
METROPOLITAN			1	100%	1
ANDERSON FAMILY MEDICINE			1	100%	1
Kroger 519 - The Little Clinic Staples Mill Road		1			1
LABORATORY SERVICES SGHS - CAMDEN		1			1
Portsmouth Health and Rehab			1	100%	1
SUN CLINICAL LABORATORIES			1	100%	1
HEART HOSPITAL OF LAFAYETTE: EMERGENCY ROOM			1	100%	1
JAX FAMILY CARE		1			1
TAMPA GENERAL MEDICAL GROUP LABORATORY HEALTHPARK			1	100%	1

COVID-19: testing by laboratory

Data through Mar 16, 2021 verified as of Mar 17, 2021 at 09:25 AM

Data in this report are provisional and subject to change.

The numbers in the table below represent the number of Florida and non-Florida residents for whom test results were received by the Department of Health. A person can be tested by more than one laboratory and can have both positive and negative results. **Therefore, the sum of the numbers in each column will be larger than the total number of people tested.**

Reporting lab	Inconclusive	Negative	Positive	Percent positive	Total
FOUNDCARE HEALTH			1	100%	1
FLORIDA DEPARTMENT OF HEALTH PALM BEACH COUNTY			1	100%	1
ORCHID TERRACE		1			1
SOUTHWESTERN VERMONT MEDICAL CENTER			1	100%	1
bishop rehabilitation and nursing center		1			1
CAH ACQUISITION COMPANY 11 LLC			1	100%	1
Highland Ave. Eye Clinic		1			1
HUDSON REGIONAL HOSPITAL			1	100%	1
VISTA LAKE ASSISTED LIVING			1	100%	1
CAPITAL HEALTH PLAN - GOVERNORS SQUARE			1	100%	1
PATIENT FIRST-GENERAL BOOTH			1	100%	1
DAUGHTERS OF SARAH NURSING CENTER		1			1
Alexandria Place		1			1
MY URGENT CARE CLINIC			1	100%	1
DOCTORS HEARING			1	100%	1
PHYSICIANS ASSOCIATES			1	100%	1
RAPID CITY REGIONAL HOSPITAL -579 ATTN. LABORATORY		1			1
FLORIDA EPIDEMIOLOGY PROGRAM			1	100%	1
BLUFFTON HEALTH CENTER			1	100%	1
ACCOMPLISHED HOME CARE		1			1
CHRISTIAN REST HOME ASSOC		1			1
CVS MA654POCT ACTON		1			1
MEDTOWN PHARMACY			1	100%	1
BROCK HUGHES MEDICAL CENTER			1	100%	1
Ideal Senior Living Center		1			1
MINUTECLINIC, LLC #07876			1	100%	1
CVS MA969POCT PALMER		1			1
MEDEXPRESS URGENT CARE - ST CLAIR, CLOVER DR.		1			1
BMC/NASSAU			1	100%	1
RIVIERA BEACH HEALTH CENTER LAB			1	100%	1
NHC Chattanooga			1	100%	1
DEVANSH LAB WERKS		1			1
New York Harbor Harbor HCS - Brooklyn Campus		1			1
ARNOLD PALMER HOSPITAL LAB POCT		1			1
BLESSINGS MEDICAL CLINIC, THE			1	100%	1
Metairie Healthcare Center			1	100%	1
BASCOM PALMER-MICRO LAB			1	100%	1
NULL			1	100%	1
ALLIANCE MD DIRECT PRIMARY CARE			1	100%	1
LAKEVIEW REGIONAL HOSPITAL			1	100%	1
ACUPATH LABORATORIES INC			1	100%	1
MEDICAL SPECIALISTS OF THE PALM BEACHES INC			1	100%	1
PIONEER CLINICAL RESEARCH LLC			1	100%	1
BRONSON METHODIST HOSPITAL			1	100%	1
Brakeley Park Center		1			1
Bethany Manor		1			1
AMERICAN DRUG TESTING LAB LLC			1	100%	1

COVID-19: testing by laboratory

Data through Mar 16, 2021 verified as of Mar 17, 2021 at 09:25 AM

Data in this report are provisional and subject to change.

The numbers in the table below represent the number of Florida and non-Florida residents for whom test results were received by the Department of Health. A person can be tested by more than one laboratory and can have both positive and negative results. **Therefore, the sum of the numbers in each column will be larger than the total number of people tested.**

Reporting lab	Inconclusive	Negative	Positive	Percent positive	Total
TRUCARE LIVING CENTERS - SELMA			1	100%	1
RELIANCE HOME HEALTH CARE INC		1			1
ST JOHN'S MEDICAL CENTER, TETON VILLAGE			1	100%	1
BMC MAYPORT			1	100%	1
CROSS CREEK HEALTH CARE		1			1
MARYLAND DEPARTMENT OF HEALTH AND MENTAL HYGIENE			1	100%	1
The Friendly Home		1			1
ST. JOHN HOSPITAL & MEDICAL CENTER			1	100%	1
WELLMED AT LINEBAUGH AVE			1	100%	1
FAMILY MEDICAL CLINIC KENDALL LLC			1	100%	1
Kroger - KRO70300083			1	100%	1
CONCORDIA MANOR			1	100%	1
MANOR CARE OF DELRAY BEACH FL LLC		1			1
HILTON HEAD HOSPITAL/INPATIENT			1	100%	1
KIOSK MEDICINE OF KENTUCKY LLC		1			1
MERITUS MEDICAL CENTER			1	100%	1
WEST FLORIDA MEDICAL CENTER CLINIC			1	100%	1
MISSOURI DEPARTMENT OF HEALTH AND SENIOR SERVICES - STATE PH LAB		1			1
MERCY HOME		1			1
DEVLIN MANOR NURSING AND REHABILITATION		1			1
CVS AZ4795POCT MESA		1			1
DOCTORS CARE - AIKEN MALL			1	100%	1
XSTREMEMD			1	100%	1
INTERNAL MEDICINE EMILIA MURRAY MD PA		1			1
West Bay of Tampa Center			1	100%	1
MEDCOR CORPORATE CLINIC			1	100%	1
ARTESIAN HOME		1			1
ADVENT HEALTH MEDICAL GROUP MULTISPECIALTY			1	100%	1
Fairhaven Retirement Community		1			1
MEDICAL ASSOCIATES OF THE SHOALS		1			1
GOOD PEDIATRICS			1	100%	1
WALK IN MEDICAL URGENT CARE PC		1			1
PATHOLOGY		1			1
CVS CT692POCT NORTH HAVEN		1			1
EASTSIDE URGENT CARE			1	100%	1
SIGNATURE CARE MEMORIAL CITY			1	100%	1
AMERICAN LAB LLC		1			1
CVS NV5942POCT LAS VEGAS		1			1
MISSION HOSPITAL - MEMORIAL CAMPUS			1	100%	1
RESIDENCES AT MIAMI / REIGN GARDENS LLC, THE			1	100%	1
TRUMAN MEDICAL CENTER - HOSPITAL HILL			1	100%	1
NICKLAUS CHILDREN'S DORAL OUTPATIENT CENTER			1	100%	1
ALPHA CLINICAL LABORATORY CORP.			1	100%	1
SMITH			1	100%	1
ADVENTHEALTH MEDICAL GROUP PEDIATRICS DIABETES &			1	100%	1
BHS PHYSICIAN NETWORK			1	100%	1
JP MORGAN CHASE HEALTH SERVICES			1	100%	1

COVID-19: testing by laboratory

Data through Mar 16, 2021 verified as of Mar 17, 2021 at 09:25 AM

Data in this report are provisional and subject to change.

The numbers in the table below represent the number of Florida and non-Florida residents for whom test results were received by the Department of Health. A person can be tested by more than one laboratory and can have both positive and negative results. **Therefore, the sum of the numbers in each column will be larger than the total number of people tested.**

Reporting lab	Inconclusive	Negative	Positive	Percent positive	Total
CDR MAGUIRE – STUART MISSION			1	100%	1
CARENOW URGENT CARE-HENDERSONVILLE		1			1
CVS IN6555POCT BROWNSBURG		1			1
EAST END PEDIATRICS		1			1
Sherwood Oaks Health Center			1	100%	1
ST VINCENT'S AMBULATORY CARE INC			1	100%	1
ASSOCIATES MD MEDICAL GROUP INC			1	100%	1
CVS NC2559POCT CHARLOTTE		1			1
YOUR HEALTH PEDIATRICS INC			1	100%	1
MT SINA1 HOSPICE			1	100%	1
BAYMEADOWS PEDIATRIC CARE		1			1
ONPOINT URGENT CARE			1	100%	1
CVS PA10825POCT PLYMOUTH MEETING		1			1
15 TO KNOW			1	100%	1
Country View of Sunbury			1	100%	1
PREMIER HEALTH CARE INC			1	100%	1
WOOD COUNTY HEALTH DEPARTMENT			1	100%	1
UNIVERSITY OF SOUTH FLORIDA			1	100%	1
PALMETTO BAY MEDICAL CENTER			1	100%	1
Henry County Health and Rehabilitation		1			1
PEDIATRIC URGENT CARE CENTR OF FORT WORTH-LA GRAN			1	100%	1
LEGACY AT HIGHWOODS PRESERVE		1			1
NEW YORK CITY DEPARTMENT OF HEALTH			1	100%	1
HERNANDO COUNTY HEALTH DEPT			1	100%	1
Good Samaritan Society		1			1
B2 URGENT CARE			1	100%	1
Kroger - KRO62000426			1	100%	1
Kroger 531 - The Little Clinic Waterville		1			1
LABTECH DIAGNOSTICS			1	100%	1
RENOWN REGIONAL MEDICAL CENTER			1	100%	1
CRUSADER COMMUNITY HEALTH			1	100%	1
THE DOCTORS OFFICE OF BRICK, LLC		1			1
CVS NE2741POCT LA VISTA		1			1
NEW YORK UNIVERSITY MEDICAL CENTER			1	100%	1
BRANDON OUTREACH CLINIC			1	100%	1
BETHESDA HEALTH PHYSICIANS GROUP		1			1
KIDS CARE PEDIATRICS PA			1	100%	1
UNIVERSITY OF VERMONT MEDICAL CENTER			1	100%	1
ADVANCED URGENT CARE PLLC		1			1
NORTHWEST TEXAS HEALTHCARE SYSTEM,INC			1	100%	1
BEAUMONT HOSPITAL, GROSSE POINTE			1	100%	1
SHANDSCAIR FLIGHT PROGRAM			1	100%	1
NORTHSIDE HOSPITAL D/B/A ARTHRITIS		1			1
JOHNSON MEDICAL SERVICES			1	100%	1
Rockcastle Health and Rehab		1			1
Kroger 410 - The Little Clinic Trinity		1			1
FELD ENTERTAINMENT			1	100%	1

COVID-19: testing by laboratory

Data through Mar 16, 2021 verified as of Mar 17, 2021 at 09:25 AM

Data in this report are provisional and subject to change.

The numbers in the table below represent the number of Florida and non-Florida residents for whom test results were received by the Department of Health. A person can be tested by more than one laboratory and can have both positive and negative results. **Therefore, the sum of the numbers in each column will be larger than the total number of people tested.**

Reporting lab	Inconclusive	Negative	Positive	Percent positive	Total
Redwood Springs Healthcare			1	100%	1
CVS AZ7841POCT TUCSON		1			1
FAST PACE URGENT CARE			1	100%	1
FAMILY PHYSICIANS OF WINTER PARK, INC			1	100%	1
ACCESS 365 URGENT CARE LLC			1	100%	1
NONA MEDICAL ARTS		1			1
JACKSONVILLE HEALTH & REHAB		1			1
RABI SINHA, MD		1			1
MARTIN HEALTH PHYSICIAN GROUP			1	100%	1
HOLSTON MEDICAL GROUP		1			1
CLUB HEALTH AND REHABILITATION CENTER, THE		1			1
FLORIDA HOSPITAL ORMOND BEACH			1	100%	1
MOUNT SINAI MEDICAL CENTER HIALEAH			1	100%	1
NCH HEALTHCARE CREEKSIDE ENDOSCOPY			1	100%	1
MID-SOUTH URGENT CARE, PLLC			1	100%	1
STANLY REGIONAL MEDICAL CENTER			1	100%	1
HENRY FORD HOSPITAL			1	100%	1
Garden Villa Bedford		1			1
COSTCO PHARMACY #1023			1	100%	1
Autumn Care of Suffolk		1			1
RENE F CEDENO DMD PA		1			1
PUBLIC HEALTH LABORATORIES			1	100%	1
QUALITY URGENT CARE CENTER			1	100%	1
METROWEST MEDICAL CENTER - FRAMINGHAM			1	100%	1
CVS NC2749POCT CONCORD		1			1
CENTRAL TX URGENT CARE			1	100%	1
EMERALD HEALTH CARE		1			1
FLORIDA STATE UNIVERSITY HEALTH SERVICES			1	100%	1
MOBILE MEDICAL CLINIC			1	100%	1
BIOLOGICAL AND CHEMICAL EMERGENCIES LABORATORY			1	100%	1
NORTH SHORE HEMATOLOGY-ONCOLOGY ASSOCIATES		1			1
RIVERSIDE REGIONAL MED CENTER			1	100%	1
OCEAN MEDICAL CENTER		1			1
HIGHLAND PARK LAKEWOOD PRESTON HOLLOW			1	100%	1
Monument Health Strugis Care Center		1			1
NEW ERA HEALTH CENTER INC		1			1
CVS TX7825POCT FRISCO		1			1
PARTNERS IN PRIMARY CARE		1			1
BOTTINEAU GOOD SAMARITAN CENTER		1			1
SOWAL HEALTH & DRUG			1	100%	1
PALMETTO CHARTER SCHOOL		1			1
MEDCARE QUALITY MEDICAL CENTER LLC			1	100%	1
FLORIDA ADVANCED MEDICAL AND DERM AESTHETICS LLC			1	100%	1
ABSOLUTE QUICK CARE			1	100%	1
Piqua Manor		1			1
Robinson Terrace Rehabilitation and Nursing Center		1			1
Advanced Rehabilitation of Vernon		1			1

COVID-19: testing by laboratory

Data through Mar 16, 2021 verified as of Mar 17, 2021 at 09:25 AM

Data in this report are provisional and subject to change.

The numbers in the table below represent the number of Florida and non-Florida residents for whom test results were received by the Department of Health. A person can be tested by more than one laboratory and can have both positive and negative results. **Therefore, the sum of the numbers in each column will be larger than the total number of people tested.**

Reporting lab	Inconclusive	Negative	Positive	Percent positive	Total
QLABS			1	100%	1
SPHERE DX			1	100%	1
UNIVERSITY OF TOLEDO MEDICAL CENTER			1	100%	1
Medicalodges Neosho			1	100%	1
SACRED HEART HOSPITAL NURSING			1	100%	1
Senatobia Healthcare & Rehab		1			1
NEW RIVER HEALTH DISTRICT			1	100%	1
Orange City Nursing and Rehab Center			1	100%	1
Edinboro Manor		1			1
SUMMER PLACE NURSING & REHABILITATION		1			1
BAXTER REGIONAL MEDICAL CENTER			1	100%	1
PARK AVENUE DERMATOLOGY NORTH			1	100%	1
HOWELL BRANCH COURT			1	100%	1
MEDSTAR HEALTH URGENT CARE			1	100%	1
CHRISTIANA HOSPITAL		1			1
Vibrantlife of El Paso Rehabilitation Center			1	100%	1
WAYCROSS INTRTNAL MEDICINE			1	100%	1
RED HOOK FAMILY PRACTICE		1			1
Edward Hines, Jr. VA Hospital		1			1
ADVENTHEALTH MEDICAL GROUP INTERNAL MEDICINE AT MILLS			1	100%	1
TRAVIS LEE THOMPSON MD			1	100%	1
EUGENE T FINAN, MD			1	100%	1
White River Health Care Center		1			1
MEDCOR INC			1	100%	1
Juniper Village at Bucks County		1			1
FLORIDA KEYS PED AND ADOLES CTR			1	100%	1
MORSELIFE HOME CARE INC			1	100%	1
DAVITA DIALYSIS-NORTH			1	100%	1
NAVAL BRANCH HEALTH CLINIC			1	100%	1
WEST FLORIDA MEDICAL ASSOCIATES			1	100%	1
CTMD MEDICAL CENTER, PA			1	100%	1
Kroger 500 - The Little Clinic Speedway		1			1
SOUTHWESTERN STATE HOSPITAL LABORATORY			1	100%	1
URGENT CARE CENTER OF PORT ORANGE LLC			1	100%	1
ENCOMPASS HEALTH HOME HEALTH		1			1
Brown Memorial Home		1			1
STANDIFER PLACE		1			1
Towne Manor West		1			1
BARRINGTON TERRACE NAPLES			1	100%	1
PM PEDIATRICS OF BAYSIDE, PLLC		1			1
NULEASE MEDICAL SOLUTIONS			1	100%	1
STATE OF ALASKA			1	100%	1
DR PHILLIPS CENTER FOR WELLNESS		1			1
MYCLINIC, INC			1	100%	1
CLINICAL TRIALS OF TAMPA LLC		1			1
WASHINGTONVILLE PHARMACY INC		1			1
CLARKSVILLE HEALTH SYSTEM			1	100%	1

COVID-19: testing by laboratory

Data through Mar 16, 2021 verified as of Mar 17, 2021 at 09:25 AM

Data in this report are provisional and subject to change.

The numbers in the table below represent the number of Florida and non-Florida residents for whom test results were received by the Department of Health. A person can be tested by more than one laboratory and can have both positive and negative results. **Therefore, the sum of the numbers in each column will be larger than the total number of people tested.**

Reporting lab	Inconclusive	Negative	Positive	Percent positive	Total
BIOMERIEUX			1	100%	1
MED BAR LLC		1			1
AVERA ST. MARY'S HOSPITAL			1	100%	1
AMERICAN FAMILY CARE - SMYRNA			1	100%	1
BRIDGES AT LIFE CARE CENTER OF OCALA, THE			1	100%	1
HALIFAX HEALTH PRIMARY CARE ORMOND			1	100%	1
FHPG SURGICAL ASSOCIATES OF EAST PASCO			1	100%	1
BROADWAY HEALTH FLORIDA MEDICAL CLINIC URGENT CARE			1	100%	1
DORAL KIDNEY CENTER			1	100%	1
TITUSVILLE CENTER FOR SURGICAL EXCELLENCE LLC		1			1
HARMONY HEALTHCARE ORLANDO INC		1			1
ANY LAB TEST NOW JACKSONVILLE		1			1
SMITH KLINE			1	100%	1
Community Care Center of Heritage House, LLC			1	100%	1
AURORA MEDICAL CENTER-KENOSHA			1	100%	1
NEMOURS CHILDREN'S PRIMARY CARE			1	100%	1
PINEBROOK CARE AND REHABILITATION CENTER☐			1	100%	1
Kroger 63 - The Little Clinic Glassford Hill Rd		1			1
SAINT PETE MRI			1	100%	1
LEESBURG DIALYSIS CENTER		1			1
MAIN STREET PHARMACY OF MARCELLUS, INC		1			1
Diversicare of Smyrna		1			1
DEPT OF VA MEDICAL CENTER - MIAMI			1	100%	1
WINDSOR MANOR			1	100%	1
PENINSULA REGIONAL MED CTR LAB			1	100%	1
NEW YORK PRESBYTERIAN HOSPITAL			1	100%	1
CAREFIRST URGENT CARE - BEECHMONT			1	100%	1
NEW MILFORD HOSPITAL			1	100%	1
SIGNATURE CARE COLLEGE STATION			1	100%	1
URGENT CARE OF COASTAL GEORGIA			1	100%	1
LAREDO EMERGENCY ROOM			1	100%	1
HENRY FORD WEST BLOOMFIELD HOSPITAL			1	100%	1
ManorCare Yeadon		1			1
PHYSICIANS URGENT CARE			1	100%	1
ARISTACARE AT MANCHESTER		1			1
GIBSON AREA PRIMARY CARE			1	100%	1
TOXUSALABS DBA CONNECTDX LABS		1			1
PEDIATRIC PARTNERS			1	100%	1
FORT LOUDOUN PRIMARY CARE		1			1
MCCALLIE SCHOOL-STUDENT HEALTH CENTER		1			1
WEST VIRGINIA LABORATORIES			1	100%	1
THOMAS HOSPITAL			1	100%	1
SPRINGBROOK HOSPITAL			1	100%	1
MARTIN LUTHER KING RENAL INSTITUTE			1	100%	1
OASIS FAMILY RESORT IN THE SPRINGS LLC		1			1
UNIVERSITY OF NORTH CAROLINA HOSPITALS			1	100%	1
FLAGLER COUNTY BOARD OF COUNTY COMMISSIONERS			1	100%	1

COVID-19: testing by laboratory

Data through Mar 16, 2021 verified as of Mar 17, 2021 at 09:25 AM

Data in this report are provisional and subject to change.

The numbers in the table below represent the number of Florida and non-Florida residents for whom test results were received by the Department of Health. A person can be tested by more than one laboratory and can have both positive and negative results. **Therefore, the sum of the numbers in each column will be larger than the total number of people tested.**

Reporting lab	Inconclusive	Negative	Positive	Percent positive	Total
Kroger 006 - The Little Clinic Uintah Gardens		1			1
CVS NH1004POCT SALEM			1	100%	1
Harris Hill Nursing Facility		1			1
KENNEDY BOULEVARD DIALYSIS			1	100%	1
Garden View Care Center at Dougherty Ferry		1			1
PRIMARY CARE GROUP LLC		1			1
Victoria Manor		1			1
LITTLE COMPANY OF MARY HOSPITAL			1	100%	1
PRACTITIONERS IN MOTION			1	100%	1
ESOTERIC LAB			1	100%	1
CVS NE5863POCT OMAHA		1			1
VA ST LOUIS HEALTH CARE SYSTEM			1	100%	1
SUNCOAST RESEARCH GROUP LLC			1	100%	1
SIPERSTEIN DERMATOLOGY LLC			1	100%	1
Kroger 699 - The Little Clinic Smyrna		1			1
GREYSTONE HOME HEALTH OF GREATER ORLANDO LLC		1			1
ROSE HAVEN NURSING CENTER		1			1
Livingston County Center for Nursing and Rehabilitation		1			1
INDIANA STATE DEPARTMENT OF HEALTH CLINIC MICROBIOLOGY		1			1
Lemont Nursing and Rehab Center			1	100%	1
C A R E S		1			1
SCRIPTS PLUS INC DBA THE MEDICINE SHOP		1			1
ALLEGHENY GENERAL HOSPITAL			1	100%	1
LOUISIANA STATE LAB			1	100%	1
PALOMAR MEDICAL CENTER			1	100%	1
COMMUNITY MEDICAL CARE			1	100%	1
GENESEE COUNTY HEALTH DEPARTMENT		1			1
REELFOOT FAMILY WALK-IN CLINIC		1			1
SIMPLY HEALTHCARE AND WELLNESS CLINIC, PC			1	100%	1
TWIN			1	100%	1
BROOKDALE AVONDALE (BU 04360)			1	100%	1
BRADENTON CONVENTION CENTER□			1	100%	1
CVS MA217POCT TEWKSBURY		1			1
CHAMBREL AT PINECASTLE			1	100%	1
RAYMOND F CARON MD			1	100%	1
WESLEY MEDICAL CENTER			1	100%	1
SILVERMAN			1	100%	1
MEDLABS OF FLORIDA LLC D/B/A MEDLABS DIAGNOSTICS		1			1
PALM COTTAGE OPERATOR LLC			1	100%	1
SOUTH TEXAS HEALTH SYSTEM ER - WARE ROAD			1	100%	1
Walgreens #11724		1			1
CVS OK6225POCT EDMOND		1			1
DORNOCH PLACE DEL PRADO		1			1
CARENOW-MONTGOMERY			1	100%	1
TMH PHYSICIAN PARTNERS QUINCY			1	100%	1
ST JUDE CARE CENTER		1			1
STAMFORD HOSPITAL			1	100%	1

COVID-19: testing by laboratory

Data through Mar 16, 2021 verified as of Mar 17, 2021 at 09:25 AM

Data in this report are provisional and subject to change.

The numbers in the table below represent the number of Florida and non-Florida residents for whom test results were received by the Department of Health. A person can be tested by more than one laboratory and can have both positive and negative results. **Therefore, the sum of the numbers in each column will be larger than the total number of people tested.**

Reporting lab	Inconclusive	Negative	Positive	Percent positive	Total
WINCHESTER URGENT CARE, PC		1			1
HEALTH CLINIC,THE		1			1
PALMETTO PRIMARY CARE PHYSICIANS			1	100%	1
FAIRVIEW HOSPITAL			1	100%	1
Total	95,236	17,393,736	2,562,459	13%	20,051,431