

COVID-19: summary of cases and monitoring

Data through Mar 19, 2021 verified as of Mar 20, 2021 at 09:25 AM

Data in this report are provisional and subject to change.

| Cases: people with positive PCR or antigen test result | | Cases: people with positive PCR or antigen test result | |
|--|-----------|---|-----------|
| Total cases | | Risk factors for Florida residents | |
| Florida residents | 1,967,372 | Traveled | 15,604 |
| Non-Florida residents | 36,990 | Contact with a known case | 770,780 |
| Type of testing | | Traveled and contact with a known case | 21,244 |
| Florida residents | 1,967,372 | Neither | 1,159,744 |
| Positive by BPHL/CDC | 72,429 | No travel and no contact | 231,950 |
| Positive by commercial/hospital lab | 1,894,943 | Travel is unknown | 667,260 |
| PCR positive | 1,591,521 | Contact is unknown | 434,723 |
| Antigen positive | 375,851 | Contact is pending | 427,879 |
| Non-Florida residents | 36,990 | Travel can be unknown and contact can be unknown or pending for the same case, these numbers will sum to more than the "neither" total. | |
| Positive by BPHL/CDC | 887 | | |
| Positive by commercial/hospital lab | 36,103 | | |
| PCR positive | 25,485 | | |
| Antigen positive | 11,505 | | |
| Characteristics | | | |
| Florida residents hospitalized | 83,381 | | |
| Florida resident deaths | 32,713 | | |
| Non-Florida resident deaths | 624 | | |
| Hospitalized counts include anyone who was hospitalized at some point during their illness. It does not reflect the number of people currently hospitalized. | | | |
| More information on deaths identified through death certificate data is available on the National Center for Health Statistics website at www.cdc.gov/nchs/nvss/vsrr/COVID19/index.htm . | | | |

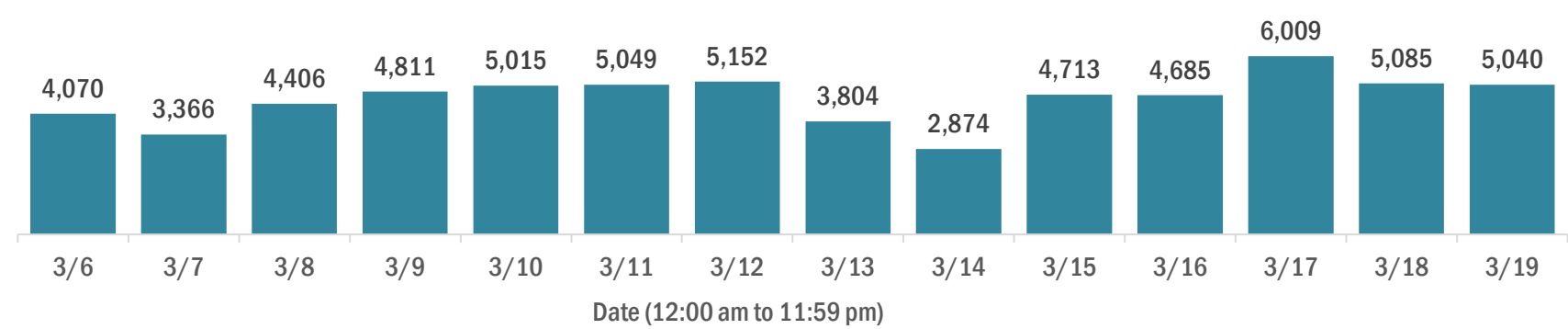
COVID-19: summary of laboratory testing

Data through Mar 19, 2021 verified as of Mar 20, 2021 at 09:25 AM

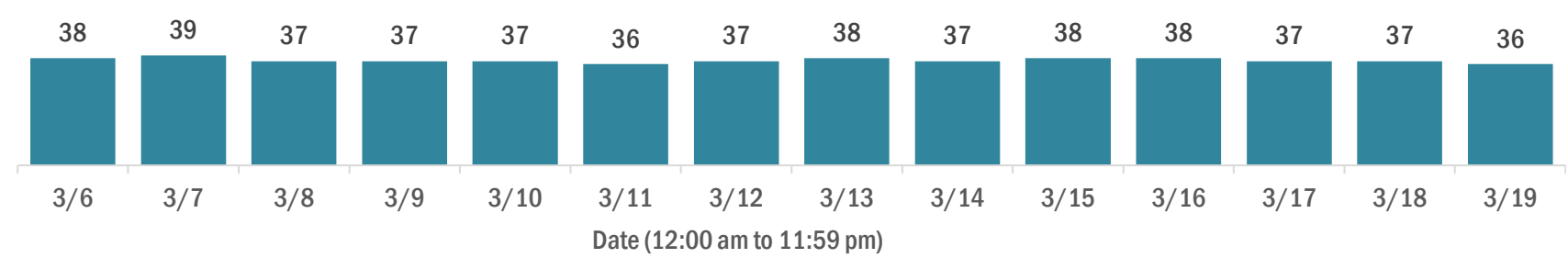
Data in this report are provisional and subject to change.

Cases in Florida residents per day for the past 2 weeks

Number of cases per day



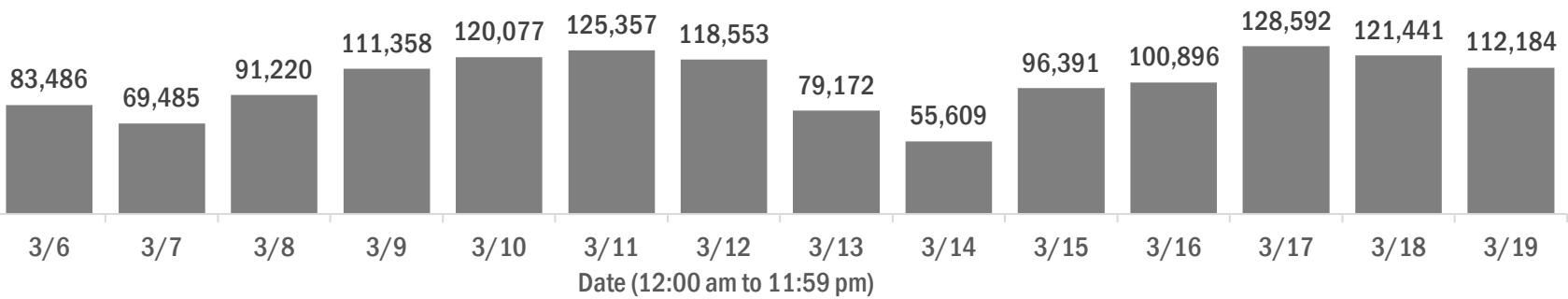
Median age of cases by day



Laboratory testing for Florida residents over the past 2 weeks

Number of Florida residents tested per day

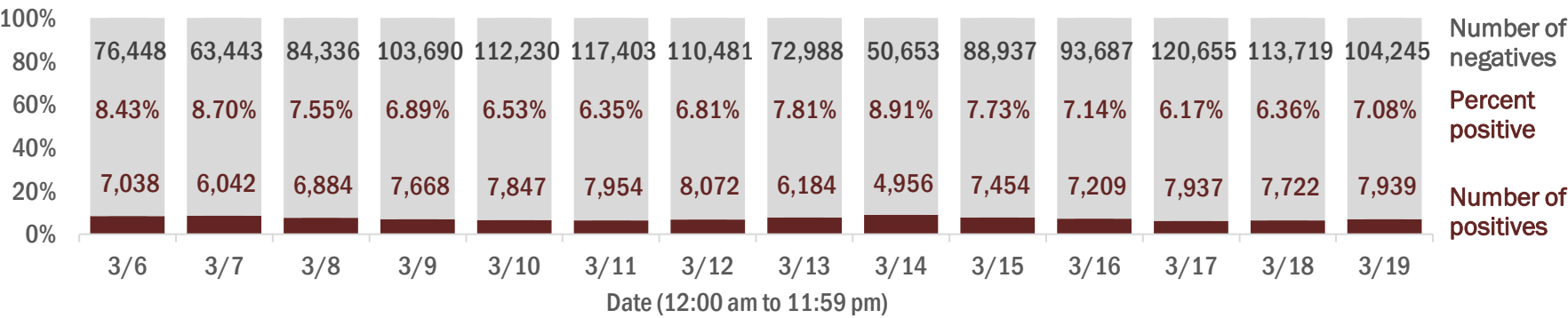
These counts include the number of people for whom the Department received PCR or antigen laboratory results by day. People tested on multiple days will be included for each day a new result was received. A person is only counted once for each day they are tested, regardless of whether multiple specimens are tested or multiple results are received.



Number and percent of Florida residents with positive test results

The percent of positive results ranged from 6.17% to 8.91% over the past 2 weeks and was 7.08% yesterday.

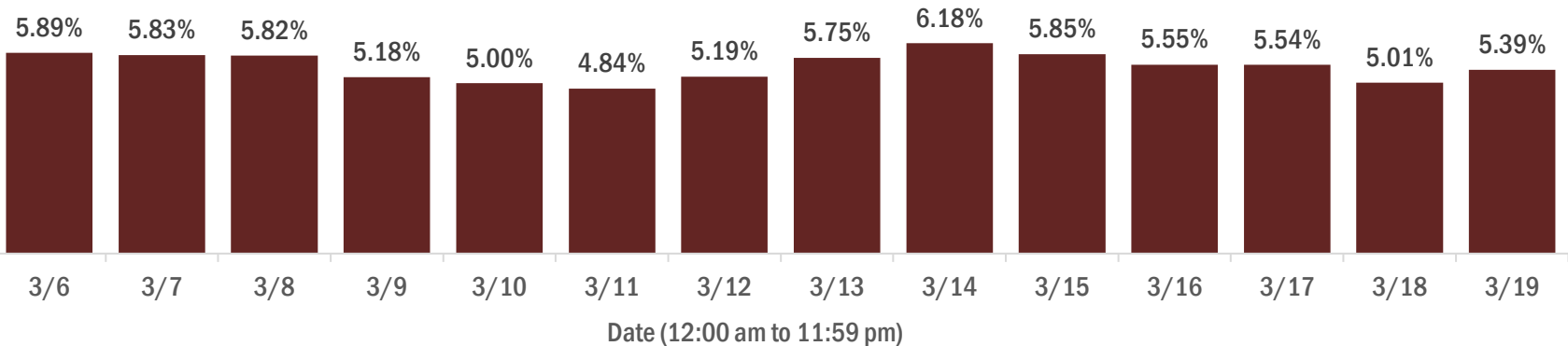
These counts include the number of people for whom the Department received PCR or antigen laboratory results by day. People tested on multiple days will be included for each day a new result was received. A person is only counted once for each day they are tested, regardless of whether multiple specimens are tested or multiple results are received. If a person has a positive specimen and a negative specimen in the same day, only the positive result is counted.



Percent positivity for new cases in Florida residents

The percent of positive results ranged from 4.84% to 6.18% over the past 2 weeks and was 5.39% yesterday.

This percent is the number of people who test PCR- or antigen-positive for the first time divided by all the people tested that day, excluding people who have previously tested positive.



COVID-19: characteristics of 1,967,372 Florida resident cases

Data through Mar 19, 2021 verified as of Mar 20, 2021 at 09:25 AM

Data in this report are provisional and subject to change.

| Age group | Cases | | Hospitalizations | | Deaths | |
|-------------|-----------|----------------------------|------------------|----------------------------|--------|----------------------------|
| 0-4 years | 39,600 | <div><div></div></div> 2% | 547 | <div><div></div></div> 1% | 1 | <div><div></div></div> 0% |
| 5-14 years | 123,641 | <div><div></div></div> 6% | 531 | <div><div></div></div> 1% | 5 | <div><div></div></div> 0% |
| 15-24 years | 302,819 | <div><div></div></div> 15% | 2,076 | <div><div></div></div> 2% | 40 | <div><div></div></div> 0% |
| 25-34 years | 341,777 | <div><div></div></div> 17% | 4,068 | <div><div></div></div> 5% | 174 | <div><div></div></div> 1% |
| 35-44 years | 304,781 | <div><div></div></div> 15% | 6,076 | <div><div></div></div> 7% | 494 | <div><div></div></div> 2% |
| 45-54 years | 299,579 | <div><div></div></div> 15% | 9,398 | <div><div></div></div> 11% | 1,245 | <div><div></div></div> 4% |
| 55-64 years | 259,605 | <div><div></div></div> 13% | 14,157 | <div><div></div></div> 17% | 3,503 | <div><div></div></div> 11% |
| 65-74 years | 162,252 | <div><div></div></div> 8% | 17,405 | <div><div></div></div> 21% | 6,942 | <div><div></div></div> 21% |
| 75-84 years | 89,795 | <div><div></div></div> 5% | 17,416 | <div><div></div></div> 21% | 9,965 | <div><div></div></div> 30% |
| 85+ years | 42,251 | <div><div></div></div> 2% | 11,699 | <div><div></div></div> 14% | 10,344 | <div><div></div></div> 32% |
| Unknown | 1,272 | <div><div></div></div> 0% | 8 | <div><div></div></div> 0% | 0 | <div><div></div></div> 0% |
| Total | 1,967,372 | | 83,381 | | 32,713 | |

| Gender | Cases | |
|---------|-----------|----------------------------|
| Female | 1,028,592 | <div><div></div></div> 52% |
| Male | 924,132 | <div><div></div></div> 47% |
| Unknown | 14,648 | <div><div></div></div> 1% |
| Total | 1,967,372 | |

| Ethnicity | Cases | | Hospitalizations | | Deaths | |
|--------------|-----------|----------------------------|------------------|----------------------------|--------|----------------------------|
| Hispanic | 629,691 | <div><div></div></div> 32% | 21,189 | <div><div></div></div> 25% | 7,608 | <div><div></div></div> 23% |
| Non-Hispanic | 950,489 | <div><div></div></div> 48% | 58,220 | <div><div></div></div> 70% | 22,932 | <div><div></div></div> 70% |
| Unknown | 387,192 | <div><div></div></div> 20% | 3,972 | <div><div></div></div> 5% | 2,173 | <div><div></div></div> 7% |
| Total | 1,967,372 | | 83,381 | | 32,713 | |

| Race and ethnicity | Cases | | Hospitalizations | | Deaths | |
|--------------------|-----------|----------------------------|------------------|----------------------------|--------|----------------------------|
| White | 1,109,690 | <div><div></div></div> 56% | 54,513 | <div><div></div></div> 65% | 23,957 | <div><div></div></div> 73% |
| Hispanic | 420,802 | <div><div></div></div> 21% | 15,122 | <div><div></div></div> 18% | 6,076 | <div><div></div></div> 19% |
| Non-Hispanic | 606,480 | <div><div></div></div> 31% | 37,737 | <div><div></div></div> 45% | 16,783 | <div><div></div></div> 51% |
| Unknown | 82,408 | <div><div></div></div> 4% | 1,654 | <div><div></div></div> 2% | 1,098 | <div><div></div></div> 3% |
| Black | 259,814 | <div><div></div></div> 13% | 17,329 | <div><div></div></div> 21% | 5,192 | <div><div></div></div> 16% |
| Hispanic | 15,205 | <div><div></div></div> 1% | 733 | <div><div></div></div> 1% | 217 | <div><div></div></div> 1% |
| Non-Hispanic | 223,432 | <div><div></div></div> 11% | 16,244 | <div><div></div></div> 19% | 4,794 | <div><div></div></div> 15% |
| Unknown | 21,177 | <div><div></div></div> 1% | 352 | <div><div></div></div> 0% | 181 | <div><div></div></div> 1% |
| Other race | 297,292 | <div><div></div></div> 15% | 9,249 | <div><div></div></div> 11% | 2,610 | <div><div></div></div> 8% |
| Hispanic | 149,850 | <div><div></div></div> 8% | 4,851 | <div><div></div></div> 6% | 1,145 | <div><div></div></div> 4% |
| Non-Hispanic | 101,565 | <div><div></div></div> 5% | 3,974 | <div><div></div></div> 5% | 1,244 | <div><div></div></div> 4% |
| Unknown | 45,877 | <div><div></div></div> 2% | 424 | <div><div></div></div> 1% | 221 | <div><div></div></div> 1% |
| Unknown race | 300,576 | <div><div></div></div> 15% | 2,290 | <div><div></div></div> 3% | 954 | <div><div></div></div> 3% |
| Hispanic | 43,834 | <div><div></div></div> 2% | 483 | <div><div></div></div> 1% | 170 | <div><div></div></div> 1% |
| Non-Hispanic | 19,012 | <div><div></div></div> 1% | 265 | <div><div></div></div> 0% | 111 | <div><div></div></div> 0% |
| Unknown | 237,730 | <div><div></div></div> 12% | 1,542 | <div><div></div></div> 2% | 673 | <div><div></div></div> 2% |
| Total | 1,967,372 | | 83,381 | | 32,713 | |

Hospitalization counts include anyone who was hospitalized at some point during their illness. It does not reflect the number of people currently hospitalized. **Other race** includes any person with a race of American Indian/Alaskan native, Asian, native Hawaiian/Pacific Islander, or other.

COVID-19: deaths in Florida residents and staff of long-term care facilities

Data through Mar 19, 2021 verified as of Mar 20, 2021 at 09:25 AM

Data in this report are provisional and subject to change.

For current cases in residents or staff of long-term care facilities, please visit: <https://floridahealthcovid19.gov/>

| County | Deaths | | County | Deaths | | County | Deaths | |
|--------------|--------|-----------------|--------------|--------|----------------|------------|--------|----------------|
| Palm Beach | 1048 | <div></div> 10% | Okaloosa | 160 | <div></div> 1% | Gilchrist | 19 | <div></div> 0% |
| Dade | 996 | <div></div> 9% | Hernando | 156 | <div></div> 1% | Calhoun | 17 | <div></div> 0% |
| Pinellas | 882 | <div></div> 8% | Osceola | 140 | <div></div> 1% | Gulf | 17 | <div></div> 0% |
| Broward | 655 | <div></div> 6% | Charlotte | 133 | <div></div> 1% | Flagler | 16 | <div></div> 0% |
| Hillsborough | 557 | <div></div> 5% | Clay | 119 | <div></div> 1% | Wakulla | 16 | <div></div> 0% |
| Polk | 414 | <div></div> 4% | Indian River | 116 | <div></div> 1% | Bradford | 14 | <div></div> 0% |
| Duval | 411 | <div></div> 4% | Leon | 95 | <div></div> 1% | Gadsden | 14 | <div></div> 0% |
| Brevard | 392 | <div></div> 4% | Bay | 89 | <div></div> 1% | Washington | 13 | <div></div> 0% |
| Sarasota | 391 | <div></div> 4% | Jackson | 88 | <div></div> 1% | Baker | 12 | <div></div> 0% |
| Orange | 387 | <div></div> 4% | St. Johns | 86 | <div></div> 1% | Holmes | 10 | <div></div> 0% |
| Lee | 338 | <div></div> 3% | Highlands | 83 | <div></div> 1% | Jefferson | 10 | <div></div> 0% |
| Marion | 319 | <div></div> 3% | Santa Rosa | 80 | <div></div> 1% | Franklin | 9 | <div></div> 0% |
| Volusia | 285 | <div></div> 3% | Alachua | 75 | <div></div> 1% | Lafayette | 8 | <div></div> 0% |
| Escambia | 277 | <div></div> 3% | Suwannee | 59 | <div></div> 1% | Levy | 7 | <div></div> 0% |
| St. Lucie | 236 | <div></div> 2% | Columbia | 51 | <div></div> 0% | Desoto | 6 | <div></div> 0% |
| Seminole | 227 | <div></div> 2% | Sumter | 45 | <div></div> 0% | Monroe | 5 | <div></div> 0% |
| Lake | 223 | <div></div> 2% | Putnam | 39 | <div></div> 0% | Dixie | 4 | <div></div> 0% |
| Pasco | 219 | <div></div> 2% | Nassau | 35 | <div></div> 0% | Taylor | 3 | <div></div> 0% |
| Collier | 191 | <div></div> 2% | Hendry | 29 | <div></div> 0% | Hardee | 2 | <div></div> 0% |
| Manatee | 191 | <div></div> 2% | Walton | 28 | <div></div> 0% | Hamilton | 1 | <div></div> 0% |
| Citrus | 176 | <div></div> 2% | Okeechobee | 24 | <div></div> 0% | Liberty | 1 | <div></div> 0% |
| Martin | 164 | <div></div> 2% | Madison | 20 | <div></div> 0% | Total | 10,933 | |

Note: cases are summarized by the county of usual residence. Residents and staff may be cases associated with facilities that are not in their county of usual residence, resulting in cases being included below for counties that do not have facilities with known cases.

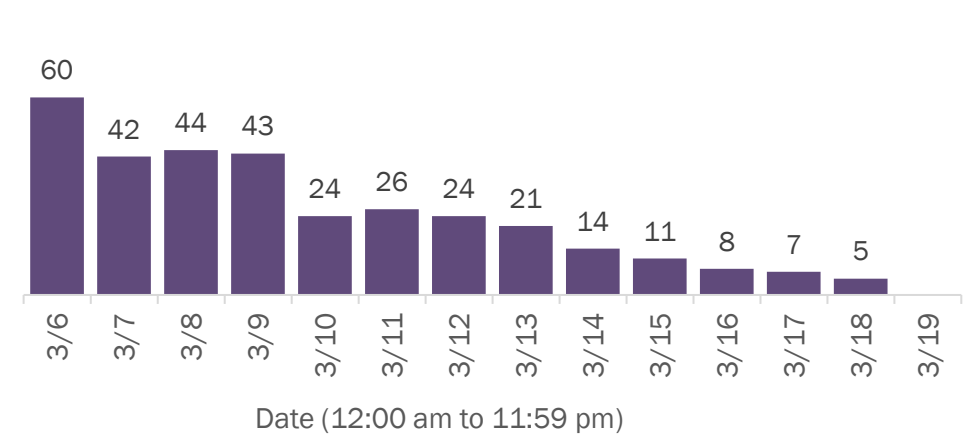
COVID-19: cases in Florida residents who have died

Data through Mar 19, 2021 verified as of Mar 20, 2021 at 09:25 AM

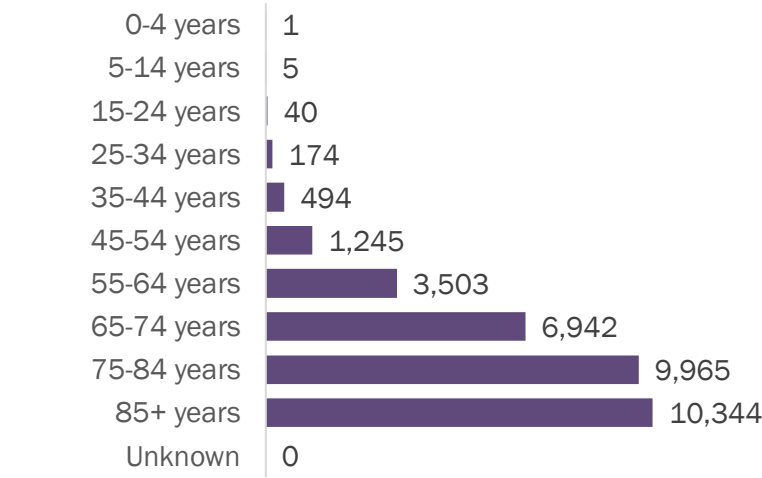
Data in this report are provisional and subject to change.

Demographics for all identified COVID-19 deaths: 32,713

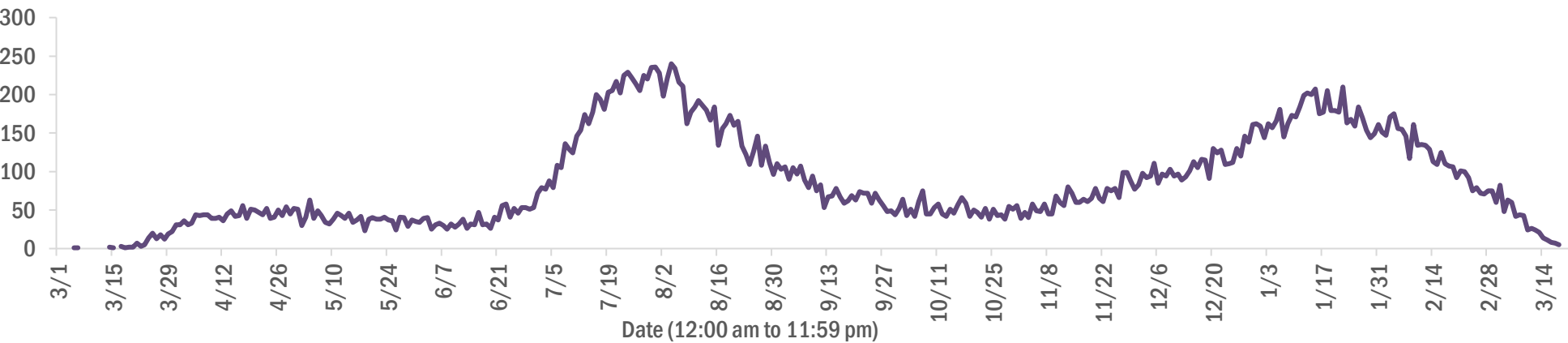
Deaths by date of death for the past 2 weeks



Deaths by age group



Deaths by date of death since March 2020



| Age group | Deaths | Cases | Case fatality rate | Mortality rate per 100,000 population |
|-------------|--------|-----------|--------------------|---------------------------------------|
| 0-4 years | 1 | 39,600 | 0.0% | 0.1 |
| 5-14 years | 5 | 123,641 | 0.0% | 0.2 |
| 15-24 years | 40 | 302,819 | 0.0% | 1.6 |
| 25-34 years | 174 | 341,777 | 0.1% | 6.1 |
| 35-44 years | 494 | 304,781 | 0.2% | 18.9 |
| 45-54 years | 1,245 | 299,579 | 0.4% | 44.7 |
| 55-64 years | 3,503 | 259,605 | 1.3% | 121.1 |
| 65-74 years | 6,942 | 162,252 | 4.3% | 286.1 |
| 75-84 years | 9,965 | 89,795 | 11.1% | 709.6 |
| 85+ years | 10,344 | 42,251 | 24.5% | 1791.1 |
| Unknown | 0 | 1,272 | 0.0% | |
| Total | 32,713 | 1,967,372 | 1.7% | 151.5 |

| Gender | Deaths | Cases | Case fatality rate | Mortality rate per 100,000 population |
|---------|--------|-----------|--------------------|---------------------------------------|
| Female | 14,358 | 1,028,592 | 1.4% | 130.0 |
| Male | 18,355 | 924,132 | 2.0% | 173.8 |
| Unknown | 0 | 14,648 | 0.0% | |
| Total | 32,713 | 1,967,372 | 1.7% | 151.5 |

| Race | Deaths | Cases | Case fatality rate | Mortality rate per 100,000 population |
|---------|--------|-----------|--------------------|---------------------------------------|
| Other | 2,610 | 297,292 | 0.9% | 209.7 |
| White | 23,957 | 1,109,690 | 2.2% | 143.5 |
| Black | 5,192 | 259,814 | 2.0% | 142.0 |
| Unknown | 954 | 300,576 | 0.3% | |
| Total | 32,713 | 1,967,372 | 1.7% | 151.5 |

| Ethnicity | Deaths | Cases | Case fatality rate | Mortality rate per 100,000 population |
|--------------|--------|-----------|--------------------|---------------------------------------|
| Hispanic | 7,608 | 629,691 | 1.2% | 134.0 |
| Non-Hispanic | 22,932 | 950,489 | 2.4% | 144.0 |
| Unknown | 2,173 | 387,192 | 0.6% | |
| Total | 32,713 | 1,967,372 | 1.7% | 151.5 |

COVID-19: characteristics of 1,967,372 cases

Data through Mar 19, 2021 verified as of Mar 20, 2021 at 09:25 AM

Data in this report are provisional and subject to change.

Tables below include cases in Florida residents and non-Florida residents.

All 67 Florida counties have cases:

| County | FL resident cases | | Non-FL resident cases | Total cases | FL resident deaths | FL death rate |
|--------------|-------------------|-----------------|-----------------------|-------------|--------------------|---------------|
| Dade | 428,110 | <div></div> 22% | 5,342 | 433,452 | 5,724 | 1.3% |
| Broward | 205,178 | <div></div> 10% | 2,402 | 207,580 | 2,591 | 1.3% |
| Palm Beach | 125,623 | <div></div> 6% | 2,207 | 127,830 | 2,596 | 2.1% |
| Orange | 118,183 | <div></div> 6% | 1,688 | 119,871 | 1,161 | 1.0% |
| Hillsborough | 116,783 | <div></div> 6% | 986 | 117,769 | 1,577 | 1.4% |
| Duval | 89,851 | <div></div> 5% | 1,491 | 91,342 | 1,263 | 1.4% |
| Pinellas | 68,377 | <div></div> 3% | 1,712 | 70,089 | 1,524 | 2.2% |
| Lee | 58,727 | <div></div> 3% | 2,045 | 60,772 | 906 | 1.5% |
| Polk | 59,236 | <div></div> 3% | 418 | 59,654 | 1,218 | 2.1% |
| Osceola | 37,941 | <div></div> 2% | 636 | 38,577 | 473 | 1.2% |
| Volusia | 35,979 | <div></div> 2% | 611 | 36,590 | 697 | 1.9% |
| Brevard | 35,512 | <div></div> 2% | 630 | 36,142 | 789 | 2.2% |
| Pasco | 34,936 | <div></div> 2% | 312 | 35,248 | 680 | 1.9% |
| Escambia | 30,960 | <div></div> 2% | 3,577 | 34,537 | 657 | 2.1% |
| Manatee | 33,012 | <div></div> 2% | 751 | 33,763 | 630 | 1.9% |
| Collier | 30,538 | <div></div> 2% | 1,159 | 31,697 | 490 | 1.6% |
| Leon | 29,095 | <div></div> 1% | 871 | 29,966 | 298 | 1.0% |
| Seminole | 28,674 | <div></div> 1% | 218 | 28,892 | 449 | 1.6% |
| Marion | 28,470 | <div></div> 1% | 139 | 28,609 | 904 | 3.2% |
| Sarasota | 27,048 | <div></div> 1% | 1,351 | 28,399 | 775 | 2.9% |
| Lake | 25,527 | <div></div> 1% | 416 | 25,943 | 593 | 2.3% |
| St. Lucie | 23,247 | <div></div> 1% | 168 | 23,415 | 569 | 2.4% |
| Alachua | 22,732 | <div></div> 1% | 262 | 22,994 | 252 | 1.1% |
| St. Johns | 20,462 | <div></div> 1% | 290 | 20,752 | 200 | 1.0% |
| Okaloosa | 19,380 | <div></div> 1% | 208 | 19,588 | 343 | 1.8% |
| Bay | 18,659 | <div></div> 1% | 739 | 19,398 | 368 | 2.0% |
| Santa Rosa | 17,347 | <div></div> 1% | 219 | 17,566 | 276 | 1.6% |
| Clay | 17,073 | <div></div> 1% | 45 | 17,118 | 325 | 1.9% |
| Hernando | 11,931 | <div></div> 1% | 91 | 12,022 | 435 | 3.6% |
| Indian River | 11,378 | <div></div> 1% | 96 | 11,474 | 275 | 2.4% |
| Charlotte | 10,979 | <div></div> 1% | 176 | 11,155 | 388 | 3.5% |
| Martin | 10,915 | <div></div> 1% | 199 | 11,114 | 299 | 2.7% |
| Citrus | 10,055 | <div></div> 1% | 85 | 10,140 | 420 | 4.2% |
| Sumter | 8,394 | <div></div> 0% | 95 | 8,489 | 242 | 2.9% |
| Nassau | 7,482 | <div></div> 0% | 430 | 7,912 | 118 | 1.6% |

| County | FL resident cases | | Non-FL resident cases | Total cases | FL resident deaths | FL death rate |
|------------|-------------------|----------------|-----------------------|-------------|--------------------|---------------|
| Columbia | 7,730 | <div></div> 0% | 37 | 7,767 | 162 | 2.1% |
| Highlands | 7,422 | <div></div> 0% | 83 | 7,505 | 313 | 4.2% |
| Walton | 6,476 | <div></div> 0% | 765 | 7,241 | 81 | 1.3% |
| Flagler | 6,323 | <div></div> 0% | 78 | 6,401 | 93 | 1.5% |
| Monroe | 5,879 | <div></div> 0% | 342 | 6,221 | 48 | 0.8% |
| Jackson | 5,954 | <div></div> 0% | 64 | 6,018 | 154 | 2.6% |
| Putnam | 5,944 | <div></div> 0% | 19 | 5,963 | 133 | 2.2% |
| Gadsden | 5,508 | <div></div> 0% | 16 | 5,524 | 92 | 1.7% |
| Suwannee | 5,167 | <div></div> 0% | 28 | 5,195 | 135 | 2.6% |
| Hendry | 4,401 | <div></div> 0% | 17 | 4,418 | 76 | 1.7% |
| Desoto | 3,957 | <div></div> 0% | 19 | 3,976 | 79 | 2.0% |
| Okeechobee | 3,611 | <div></div> 0% | 48 | 3,659 | 83 | 2.3% |
| Unknown | 368 | <div></div> 0% | 3,146 | 3,514 | 0 | 0.0% |
| Baker | 3,320 | <div></div> 0% | 15 | 3,335 | 59 | 1.8% |
| Wakulla | 3,211 | <div></div> 0% | 12 | 3,223 | 52 | 1.6% |
| Levy | 3,021 | <div></div> 0% | 13 | 3,034 | 43 | 1.4% |
| Bradford | 2,886 | <div></div> 0% | 13 | 2,899 | 54 | 1.9% |
| Hardee | 2,858 | <div></div> 0% | 14 | 2,872 | 37 | 1.3% |
| Taylor | 2,682 | <div></div> 0% | 6 | 2,688 | 43 | 1.6% |
| Washington | 2,630 | <div></div> 0% | 20 | 2,650 | 48 | 1.8% |
| Holmes | 2,175 | <div></div> 0% | 31 | 2,206 | 45 | 2.1% |
| Madison | 2,002 | <div></div> 0% | 26 | 2,028 | 43 | 2.1% |
| Gulf | 1,874 | <div></div> 0% | 23 | 1,897 | 41 | 2.2% |
| Union | 1,764 | <div></div> 0% | 1 | 1,765 | 70 | 4.0% |
| Calhoun | 1,644 | <div></div> 0% | 3 | 1,647 | 42 | 2.6% |
| Lafayette | 1,604 | <div></div> 0% | 0 | 1,604 | 25 | 1.6% |
| Hamilton | 1,558 | <div></div> 0% | 19 | 1,577 | 23 | 1.5% |
| Dixie | 1,534 | <div></div> 0% | 3 | 1,537 | 22 | 1.4% |
| Gilchrist | 1,460 | <div></div> 0% | 4 | 1,464 | 37 | 2.5% |
| Jefferson | 1,394 | <div></div> 0% | 22 | 1,416 | 24 | 1.7% |
| Franklin | 1,256 | <div></div> 0% | 33 | 1,289 | 16 | 1.3% |
| Liberty | 1,050 | <div></div> 0% | 1 | 1,051 | 16 | 1.5% |
| Glades | 915 | <div></div> 0% | 4 | 919 | 19 | 2.1% |
| Total | 1,967,372 | | 36,990 | 2,004,362 | 32,713 | 1.7% |

COVID-19: characteristics of 1,967,372 Florida resident cases

Data through Mar 19, 2021 verified as of Mar 20, 2021 at 09:25 AM

Data in this report are provisional and subject to change.

The table below includes the cities and counties of residence for cases in Florida residents based on the patient's ZIP Code. Note that city is not always received as part of the initial notification and may be missing while the case is being investigated.

| City and county | Cases |
|-----------------------------|---------|
| Miami, Dade | 247,875 |
| Orlando, Orange | 87,240 |
| Jacksonville, Duval | 84,427 |
| Tampa, Hillsborough | 68,069 |
| Hialeah, Dade | 60,537 |
| Fort Lauderdale, Broward | 43,918 |
| Hollywood, Broward | 39,277 |
| West Palm Beach, Palm Beach | 30,714 |
| Kissimmee, Osceola | 29,261 |
| Tallahassee, Leon | 28,087 |
| Homestead, Dade | 26,183 |
| Naples, Collier | 25,791 |
| Pensacola, Escambia | 25,735 |
| Saint Petersburg, Pinellas | 25,058 |
| Fort Myers, Lee | 22,944 |
| Bradenton, Manatee | 21,517 |
| Boca Raton, Palm Beach | 21,271 |
| Ocala, Marion | 20,975 |
| Lakeland, Polk | 20,672 |
| Pompano Beach, Broward | 19,729 |
| Gainesville, Alachua | 18,080 |
| Sarasota, Sarasota | 16,712 |
| Port Saint Lucie, St. Lucie | 15,377 |
| Lake Worth, Palm Beach | 15,249 |
| Cape Coral, Lee | 14,916 |
| Miami Beach, Dade | 13,568 |
| Clearwater, Pinellas | 13,461 |
| Miramar, Broward | 13,396 |
| Boynton Beach, Palm Beach | 12,180 |
| Panama City, Bay | 11,868 |
| Coral Springs, Broward | 11,840 |
| Doral, Dade | 11,838 |
| Miami Gardens, Dade | 11,386 |
| Saint Augustine, St. Johns | 10,955 |
| Melbourne, Brevard | 10,253 |
| Winter Haven, Polk | 9,977 |
| Delray Beach, Palm Beach | 9,455 |
| Lehigh Acres, Lee | 9,324 |
| Davie, Broward | 9,018 |
| Riverview, Hillsborough | 8,929 |
| Vero Beach, Indian River | 8,745 |
| Milton, Santa Rosa | 8,377 |
| Palm Bay, Brevard | 8,236 |
| New Port Richey, Pasco | 8,073 |
| Sunrise, Broward | 8,041 |
| Fort Pierce, St. Lucie | 7,711 |
| Saint Cloud, Osceola | 7,530 |
| Coral Gables, Dade | 7,522 |
| Largo, Pinellas | 7,461 |
| Apopka, Orange | 7,310 |
| Daytona Beach, Volusia | 7,273 |
| Spring Hill, Hernando | 7,103 |
| Plantation, Broward | 7,095 |
| Lake City, Columbia | 7,034 |
| Orange Park, Clay | 6,963 |
| North Miami Beach, Dade | 6,895 |
| Clermont, Lake | 6,812 |
| Davenport, Polk | 6,733 |
| Brandon, Hillsborough | 6,672 |

COVID-19: characteristics of 1,967,372 Florida resident cases

Data through Mar 19, 2021 verified as of Mar 20, 2021 at 09:25 AM

Data in this report are provisional and subject to change.

The table below includes the cities and counties of residence for cases in Florida residents based on the patient's ZIP Code. Note that city is not always received as part of the initial notification and may be missing while the case is being investigated.

| City and county | Cases |
|--------------------------------|-------|
| Jupiter, Palm Beach | 6,475 |
| Weston, Broward | 6,392 |
| Sanford, Seminole | 6,383 |
| Plant City, Hillsborough | 6,339 |
| Deltona, Volusia | 6,290 |
| Deerfield Beach, Broward | 5,980 |
| Winter Garden, Orange | 5,834 |
| Tamarac, Broward | 5,504 |
| Port Charlotte, Charlotte | 5,392 |
| Fort Walton Beach, Okaloosa | 5,383 |
| Palm Coast, Flagler | 5,313 |
| Crestview, Okaloosa | 5,168 |
| Stuart, Martin | 5,153 |
| Wesley Chapel, Pasco | 5,118 |
| Coconut Creek, Broward | 5,036 |
| Palm Beach Gardens, Palm Beach | 4,987 |
| Margate, Broward | 4,970 |
| Land O Lakes, Pasco | 4,888 |
| Winter Park, Orange | 4,854 |
| Deland, Volusia | 4,831 |
| Palm Harbor, Pinellas | 4,783 |
| Palmetto, Manatee | 4,765 |
| Wellington, Palm Beach | 4,711 |
| Oviedo, Seminole | 4,694 |
| Miami Lakes, Dade | 4,428 |
| Opa Locka, Dade | 4,380 |
| Altamonte Springs, Seminole | 4,341 |
| Lutz, Hillsborough | 4,277 |
| Port Orange, Volusia | 4,218 |
| Middleburg, Clay | 4,173 |
| Brooksville, Hernando | 4,168 |
| Haines City, Polk | 4,149 |
| Valrico, Hillsborough | 4,116 |
| Venice, Sarasota | 4,081 |
| North Port, Sarasota | 4,049 |
| The Villages, Sumter | 4,034 |
| Hallandale, Broward | 4,016 |
| Live Oak, Suwannee | 4,016 |
| Ocoee, Orange | 3,972 |
| Leesburg, Lake | 3,972 |
| Punta Gorda, Charlotte | 3,969 |
| Sebring, Highlands | 3,967 |
| Pembroke Pines, Broward | 3,952 |
| Saint Johns, St. Johns | 3,863 |
| Arcadia, Desoto | 3,849 |
| Seminole, Pinellas | 3,744 |
| Bonita Springs, Lee | 3,731 |
| Zephyrhills, Pasco | 3,720 |
| Ormond Beach, Volusia | 3,708 |
| Navarre, Santa Rosa | 3,624 |
| Okeechobee, Okeechobee | 3,600 |
| Pinellas Park, Pinellas | 3,475 |
| Windermere, Orange | 3,444 |
| Longwood, Seminole | 3,403 |
| North Lauderdale, Broward | 3,402 |
| Immokalee, Collier | 3,389 |
| North Miami, Dade | 3,380 |
| Ruskin, Hillsborough | 3,338 |
| Cocoa, Brevard | 3,285 |

COVID-19: characteristics of 1,967,372 Florida resident cases

Data through Mar 19, 2021 verified as of Mar 20, 2021 at 09:25 AM

Data in this report are provisional and subject to change.

The table below includes the cities and counties of residence for cases in Florida residents based on the patient's ZIP Code. Note that city is not always received as part of the initial notification and may be missing while the case is being investigated.

| City and county | Cases |
|------------------------------|-------|
| Gulf Breeze, Santa Rosa | 3,266 |
| Niceville, Okaloosa | 3,223 |
| Cantonment, Escambia | 3,115 |
| Panama City Beach, Bay | 3,025 |
| Lake Worth Beach, Palm Beach | 3,010 |
| Jacksonville Beach, Duval | 2,979 |
| Key West, Monroe | 2,973 |
| Quincy, Gadsden | 2,933 |
| Casselberry, Seminole | 2,929 |
| Crawfordville, Wakulla | 2,881 |
| Hudson, Pasco | 2,848 |
| Port Richey, Pasco | 2,845 |
| Dade City, Pasco | 2,841 |
| Titusville, Brevard | 2,834 |
| Bartow, Polk | 2,772 |
| North Fort Myers, Lee | 2,761 |
| Palatka, Putnam | 2,755 |
| Cutler Ridge, Dade | 2,754 |
| Oakland Park, Broward | 2,745 |
| Winter Springs, Seminole | 2,719 |
| Fernandina Beach, Nassau | 2,711 |
| Green Cove Springs, Clay | 2,678 |
| Lake Mary, Seminole | 2,666 |
| Aventura, Dade | 2,636 |
| Kissimmee, Polk | 2,625 |
| Auburndale, Polk | 2,609 |
| Merritt Island, Brevard | 2,568 |
| Ponte Vedra Beach, St. Johns | 2,562 |
| Lake Wales, Polk | 2,542 |
| New Smyrna Beach, Volusia | 2,539 |
| Perry, Taylor | 2,516 |
| Tarpon Springs, Pinellas | 2,480 |
| Lynn Haven, Bay | 2,468 |
| Inverness, Citrus | 2,392 |
| Marianna, Jackson | 2,384 |
| Belle Glade, Palm Beach | 2,380 |
| Parkland, Broward | 2,329 |
| Clewiston, Hendry | 2,299 |
| Eustis, Lake | 2,281 |
| Fleming Island, Clay | 2,270 |
| Santa Rosa Beach, Walton | 2,251 |
| Wimauma, Hillsborough | 2,250 |
| Cooper City, Broward | 2,242 |
| Dunedin, Pinellas | 2,240 |
| Royal Palm Beach, Palm Beach | 2,239 |
| Loxahatchee, Palm Beach | 2,212 |
| Esteros, Lee | 2,202 |
| Holiday, Pasco | 2,138 |
| Defuniak Springs, Walton | 2,059 |
| Sarasota, Manatee | 2,046 |
| Chipley, Washington | 2,043 |
| Key Biscayne, Dade | 2,042 |
| Rockledge, Brevard | 2,040 |
| Parrish, Manatee | 2,028 |
| Destin, Okaloosa | 1,981 |
| Labelle, Hendry | 1,962 |
| Palm City, Martin | 1,952 |
| Starke, Bradford | 1,948 |
| Odessa, Hillsborough | 1,943 |

COVID-19: characteristics of 1,967,372 Florida resident cases

Data through Mar 19, 2021 verified as of Mar 20, 2021 at 09:25 AM

Data in this report are provisional and subject to change.

The table below includes the cities and counties of residence for cases in Florida residents based on the patient's ZIP Code. Note that city is not always received as part of the initial notification and may be missing while the case is being investigated.

| City and county | Cases |
|-------------------------------|-------|
| Mount Dora, Lake | 1,941 |
| Riviera Beach, Palm Beach | 1,926 |
| Avon Park, Highlands | 1,920 |
| Mulberry, Polk | 1,895 |
| Seffner, Hillsborough | 1,863 |
| Tavares, Lake | 1,861 |
| Summerfield, Marion | 1,784 |
| Yulee, Nassau | 1,777 |
| Groveland, Lake | 1,751 |
| Pinecrest, Dade | 1,730 |
| Lithia, Hillsborough | 1,729 |
| Maitland, Orange | 1,675 |
| Wauchula, Hardee | 1,669 |
| Orange City, Volusia | 1,660 |
| Macclenny, Baker | 1,626 |
| Sebastian, Indian River | 1,611 |
| Callahan, Nassau | 1,592 |
| Missing, Dade | 1,586 |
| Palmetto Bay, Dade | 1,580 |
| Mayo, Lafayette | 1,575 |
| Lady Lake, Lake | 1,575 |
| Bonifay, Holmes | 1,556 |
| Coconut Grove, Dade | 1,552 |
| Carol City, Dade | 1,551 |
| Ponte Vedra, St. Johns | 1,548 |
| Homosassa, Citrus | 1,545 |
| Crystal River, Citrus | 1,523 |
| Dania, Broward | 1,488 |
| Crossings, Dade | 1,482 |
| Lake Placid, Highlands | 1,405 |
| Pace, Santa Rosa | 1,402 |
| Gibsonton, Hillsborough | 1,396 |
| Oldsmar, Pinellas | 1,377 |
| Lake Butler, Union | 1,367 |
| Hobe Sound, Martin | 1,366 |
| Sun City Center, Hillsborough | 1,366 |
| Florida City, Dade | 1,365 |
| Dover, Hillsborough | 1,354 |
| Apollo Beach, Hillsborough | 1,339 |
| Atlantic Beach, Duval | 1,334 |
| Madison, Madison | 1,328 |
| Edgewater, Volusia | 1,306 |
| Dunnellon, Marion | 1,304 |
| Palm Springs, Palm Beach | 1,298 |
| Biscayne Park, Dade | 1,285 |
| Debary, Volusia | 1,283 |
| Monticello, Jefferson | 1,276 |
| Alachua, Alachua | 1,262 |
| Indiantown, Martin | 1,240 |
| Bellevue, Marion | 1,240 |
| Graceville, Jackson | 1,222 |
| North Palm Beach, Palm Beach | 1,204 |
| Lantana, Palm Beach | 1,189 |
| Century, Escambia | 1,171 |
| South Miami, Dade | 1,147 |
| Newberry, Alachua | 1,129 |
| Lecanto, Citrus | 1,117 |
| Safety Harbor, Pinellas | 1,098 |
| Ellenton, Manatee | 1,094 |

COVID-19: characteristics of 1,967,372 Florida resident cases

Data through Mar 19, 2021 verified as of Mar 20, 2021 at 09:25 AM

Data in this report are provisional and subject to change.

The table below includes the cities and counties of residence for cases in Florida residents based on the patient's ZIP Code. Note that city is not always received as part of the initial notification and may be missing while the case is being investigated.

| City and county | Cases |
|--------------------------------|-------|
| Williston, Levy | 1,091 |
| Havana, Gadsden | 1,085 |
| Jensen Beach, Martin | 1,085 |
| El Portal, Dade | 1,076 |
| Beverly Hills, Citrus | 1,065 |
| Hilliard, Nassau | 1,058 |
| Satellite Beach, Brevard | 1,041 |
| Freeport, Walton | 1,040 |
| Blountstown, Calhoun | 1,036 |
| Lauderhill, Broward | 1,034 |
| Jasper, Hamilton | 1,021 |
| Trenton, Gilchrist | 990 |
| Wildwood, Sumter | 985 |
| Wilton Manors, Broward | 980 |
| Wewahitchka, Gulf | 963 |
| Nokomis, Sarasota | 957 |
| Englewood, Charlotte | 944 |
| Sanderson, Baker | 944 |
| Keystone Heights, Clay | 936 |
| Hernando, Citrus | 927 |
| Frostproof, Polk | 921 |
| Key Largo, Monroe | 918 |
| Mary Esther, Okaloosa | 917 |
| Fellsmere, Indian River | 917 |
| Everglades National Park, Dade | 904 |
| Bushnell, Sumter | 899 |
| Dunnellon, Citrus | 892 |
| Polk City, Polk | 890 |
| Lauderdale Lakes, Broward | 886 |
| Fisher Island, Dade | 884 |
| Port Saint Joe, Gulf | 881 |
| Shalimar, Okaloosa | 881 |
| Medley, Dade | 874 |
| Moore Haven, Glades | 856 |
| Coleman, Sumter | 839 |
| Bristol, Liberty | 814 |
| Cross City, Dixie | 814 |
| Pahokee, Palm Beach | 806 |
| South Bay, Palm Beach | 803 |
| Marco Island, Collier | 801 |
| Cocoa Beach, Brevard | 791 |
| Chiefland, Levy | 782 |
| Fort Meade, Polk | 777 |
| High Springs, Alachua | 758 |
| Minneola, Lake | 752 |
| Trinity, Pasco | 749 |
| Sorrento, Lake | 747 |
| Spring Hill, Pasco | 745 |
| Glen Saint Mary, Baker | 745 |
| Indialantic, Brevard | 744 |
| Englewood, Sarasota | 731 |
| Chattahoochee, Gadsden | 729 |
| Thonotosassa, Hillsborough | 725 |
| Fruitland Park, Lake | 724 |
| Olympia Heights, Dade | 704 |
| Southwest Ranches, Broward | 703 |
| Marathon, Monroe | 702 |
| Crescent City, Putnam | 702 |
| Uleta, Dade | 702 |

COVID-19: characteristics of 1,967,372 Florida resident cases

Data through Mar 19, 2021 verified as of Mar 20, 2021 at 09:25 AM

Data in this report are provisional and subject to change.

The table below includes the cities and counties of residence for cases in Florida residents based on the patient's ZIP Code. Note that city is not always received as part of the initial notification and may be missing while the case is being investigated.

| City and county | Cases |
|--------------------------------|-------|
| Miramar Beach, Walton | 701 |
| Interlachen, Putnam | 689 |
| Coral, Dade | 679 |
| Umatilla, Lake | 670 |
| Fort Myers Beach, Lee | 669 |
| Lawtey, Bradford | 666 |
| Bowling Green, Hardee | 665 |
| Old Town, Dixie | 661 |
| Jacksonville, St. Johns | 651 |
| Lake Alfred, Polk | 647 |
| West Melbourne, Brevard | 642 |
| Fort White, Columbia | 635 |
| Neptune Beach, Duval | 626 |
| Silver Springs, Marion | 608 |
| Weeki Wachee, Hernando | 593 |
| Baker, Okaloosa | 588 |
| South Daytona, Volusia | 571 |
| Belle Isle, Orange | 568 |
| Bronson, Levy | 565 |
| Palm Beach, Palm Beach | 564 |
| Surfside, Dade | 563 |
| Clearwater Beach, Pinellas | 561 |
| Bunnell, Flagler | 552 |
| Gulfport, Pinellas | 552 |
| Sneads, Jackson | 551 |
| Jay, Santa Rosa | 544 |
| Carrabelle, Franklin | 523 |
| Mascotte, Lake | 505 |
| Hawthorne, Alachua | 500 |
| Rotunda West, Charlotte | 498 |
| Sweetwater, Dade | 492 |
| Oxford, Sumter | 486 |
| Molino, Escambia | 484 |
| Oakland, Orange | 484 |
| Cottdondale, Jackson | 483 |
| Citra, Marion | 479 |
| Youngstown, Bay | 471 |
| Midway, Gadsden | 470 |
| Zolfo Springs, Hardee | 468 |
| Myakka City, Manatee | 466 |
| Florida State University, Leon | 466 |
| Ocklawaha, Marion | 459 |
| Cape Canaveral, Brevard | 457 |
| Mims, Brevard | 457 |
| Melbourne Beach, Brevard | 455 |
| East Palatka, Putnam | 453 |
| Tavernier, Monroe | 451 |
| Indian Harbour Beach, Brevard | 447 |
| Alva, Lee | 439 |
| Altha, Calhoun | 436 |
| Dundee, Polk | 433 |
| Bell, Gilchrist | 430 |
| Flagler Beach, Flagler | 429 |
| Branford, Suwannee | 427 |
| Celebration, Osceola | 426 |
| Bal Harbour, Dade | 424 |
| Apalachicola, Franklin | 413 |
| Centerville, Leon | 395 |
| Haverhill, Palm Beach | 392 |

COVID-19: characteristics of 1,967,372 Florida resident cases

Data through Mar 19, 2021 verified as of Mar 20, 2021 at 09:25 AM

Data in this report are provisional and subject to change.

The table below includes the cities and counties of residence for cases in Florida residents based on the patient's ZIP Code. Note that city is not always received as part of the initial notification and may be missing while the case is being investigated.

| City and county | Cases |
|--------------------------------|-------|
| Webster, Sumter | 386 |
| Archer, Alachua | 383 |
| De Leon Springs, Volusia | 379 |
| Eagle Lake, Polk | 378 |
| Hastings, St. Johns | 364 |
| Raiford, Union | 364 |
| Osprey, Sarasota | 364 |
| Grand Ridge, Jackson | 356 |
| West Miami, Dade | 356 |
| Tequesta, Palm Beach | 353 |
| Floral City, Citrus | 353 |
| Holly Hill, Volusia | 342 |
| Lake Park, Palm Beach | 337 |
| Chuluota, Seminole | 335 |
| Greenville, Madison | 332 |
| Grand Island, Lake | 331 |
| Ave Maria, Collier | 330 |
| Pierson, Volusia | 327 |
| Missing, Volusia | 322 |
| Vernon, Washington | 322 |
| Montverde, Lake | 317 |
| Malone, Jackson | 316 |
| Jennings, Hamilton | 313 |
| Satsuma, Putnam | 311 |
| Sebastian, Brevard | 306 |
| Gotha, Orange | 306 |
| Missing, Orange | 306 |
| Indian Rocks Beach, Pinellas | 305 |
| Eastpoint, Franklin | 301 |
| Laurel Hill, Okaloosa | 299 |
| Bryceville, Nassau | 298 |
| Melrose, Putnam | 296 |
| Kenneth City, Pinellas | 295 |
| Westville, Holmes | 294 |
| Elkton, St. Johns | 293 |
| Fort Mccoy, Marion | 293 |
| Reddick, Marion | 292 |
| Alafaya, Orange | 290 |
| Malabar, Brevard | 289 |
| Valparaiso, Okaloosa | 287 |
| Lehigh, Lee | 285 |
| Lake Panasoffkee, Sumter | 279 |
| Winter Park, Seminole | 279 |
| Greenwood, Jackson | 273 |
| Anthony, Marion | 272 |
| San Antonio, Pasco | 271 |
| O Brien, Suwannee | 270 |
| Ponce De Leon, Holmes | 269 |
| Belleair, Pinellas | 260 |
| Geneva, Seminole | 259 |
| Greenacres, Palm Beach | 256 |
| Morriston, Levy | 256 |
| Inlet Beach, Walton | 244 |
| South Pasadena, Pinellas | 242 |
| Hallandale Beach, Broward | 240 |
| Sanibel, Lee | 239 |
| Eglin Air Force Base, Okaloosa | 238 |
| Fountain, Bay | 238 |
| Lee, Madison | 236 |

COVID-19: characteristics of 1,967,372 Florida resident cases

Data through Mar 19, 2021 verified as of Mar 20, 2021 at 09:25 AM

Data in this report are provisional and subject to change.

The table below includes the cities and counties of residence for cases in Florida residents based on the patient's ZIP Code. Note that city is not always received as part of the initial notification and may be missing while the case is being investigated.

| City and county | Cases |
|----------------------------------|-------|
| Edgewood, Orange | 233 |
| Fern Park, Seminole | 232 |
| Southport, Bay | 230 |
| Kindred, Osceola | 228 |
| University Of Central Fl, Orange | 227 |
| Weirsdale, Marion | 224 |
| White Springs, Hamilton | 222 |
| Gretna, Gadsden | 221 |
| Hosford, Liberty | 221 |
| Longboat Key, Manatee | 220 |
| Wellborn, Suwannee | 214 |
| Saint James City, Lee | 210 |
| Mcdavid, Escambia | 207 |
| Holt, Okaloosa | 206 |
| Islamorada, Monroe | 206 |
| Lakewood Ranch, Manatee | 201 |
| Astatula, Lake | 200 |
| Holmes Beach, Manatee | 200 |
| Bay Harbor Islands, Dade | 198 |
| Poinciana, Polk | 194 |
| Howey-In-The-Hills, Lake | 193 |
| Juno Beach, Palm Beach | 193 |
| Micanopy, Alachua | 190 |
| Mcalpin, Suwannee | 189 |
| Madeira Beach, Pinellas | 189 |
| Babson Park, Polk | 186 |
| Sopchoppy, Wakulla | 186 |
| Altoona, Lake | 185 |
| Alford, Jackson | 184 |
| Zellwood, Orange | 183 |
| Azalea Park, Orange | 183 |
| The Villages, Marion | 181 |
| Atlantis, Palm Beach | 179 |
| The Villages, Lake | 175 |
| Lake Helen, Volusia | 174 |
| Lauderdale By The Sea, Broward | 174 |
| Odessa, Pasco | 166 |
| Mangonia Park, Palm Beach | 166 |
| Summerland Key, Monroe | 165 |
| Center Hill, Sumter | 164 |
| Viera, Brevard | 164 |
| Caryville, Washington | 161 |
| University Of Miami, Dade | 160 |
| Golden Beach, Dade | 159 |
| Pomona Park, Putnam | 157 |
| Cutler Bay, Dade | 157 |
| Osteen, Volusia | 155 |
| Bokeelia, Lee | 153 |
| Hypoluxo, Palm Beach | 150 |
| Rocky Point, Hillsborough | 149 |
| Lockhart, Orange | 149 |
| University Of Fl, Alachua | 147 |
| Oak Hill, Volusia | 147 |
| Grant-Valkaria, Brevard | 147 |
| Bay Lake, Orange | 146 |
| Lutz, Pasco | 145 |
| Citrus Springs, Citrus | 144 |
| Sumterville, Sumter | 141 |
| Hiawassee, Orange | 140 |

COVID-19: characteristics of 1,967,372 Florida resident cases

Data through Mar 19, 2021 verified as of Mar 20, 2021 at 09:25 AM

Data in this report are provisional and subject to change.

The table below includes the cities and counties of residence for cases in Florida residents based on the patient's ZIP Code. Note that city is not always received as part of the initial notification and may be missing while the case is being investigated.

| City and county | Cases |
|---|-------|
| Ponce Inlet, Volusia | 140 |
| Clair-Mel City, Hillsborough | 137 |
| Hollister, Putnam | 135 |
| Carrollwood, Hillsborough | 134 |
| Lady Lake, Sumter | 132 |
| Big Pine Key, Monroe | 131 |
| Baldwin, Duval | 128 |
| Cloud Lake, Palm Beach | 128 |
| Inglis, Levy | 127 |
| Paisley, Lake | 126 |
| San Mateo, Putnam | 126 |
| Hampton, Bradford | 125 |
| Missing, Lee | 125 |
| Steinhatchee, Taylor | 124 |
| Apopka, Seminole | 124 |
| Christmas, Orange | 122 |
| Lake Hamilton, Polk | 121 |
| Kendall, Dade | 121 |
| Matlacha, Lee | 120 |
| Clarksville, Calhoun | 119 |
| University Of Central Florida, Orange | 113 |
| Placida, Charlotte | 112 |
| Belleair Beach, Pinellas | 112 |
| West Park, Broward | 111 |
| Buena Ventura Lakes, Osceola | 109 |
| Callaway, Bay | 109 |
| Tierra Verde, Pinellas | 108 |
| Panacea, Wakulla | 106 |
| Saint Leo, Pasco | 105 |
| Seville, Volusia | 103 |
| Lighthouse Point, Broward | 102 |
| Dinsmore, Duval | 102 |
| Temple Terrace, Hillsborough | 102 |
| Barry University, Dade | 101 |
| Astor, Lake | 101 |
| Hurlburt Field, Okaloosa | 101 |
| Brooker, Bradford | 101 |
| Lamont, Jefferson | 100 |
| Harmony, Osceola | 100 |
| Cedar Key, Levy | 99 |
| Missing, St. Johns | 98 |
| South Fort Myers, Lee | 98 |
| Canal Point, Palm Beach | 97 |
| Dania Beach, Broward | 96 |
| Barefoot Bay, Brevard | 95 |
| Tyndall Air Force Base, Bay | 94 |
| Fruit Cove, St. Johns | 94 |
| Florahome, Putnam | 94 |
| Waldo, Alachua | 94 |
| Bascom, Jackson | 94 |
| Bradenton Beach, Manatee | 93 |
| Florida Gulf Coast Univ, Lee | 91 |
| Missing, Pinellas | 89 |
| University Of South Florida, Hillsborough | 88 |
| City Of Sunrise, Broward | 88 |
| Maitland, Seminole | 87 |
| Pinetta, Madison | 87 |
| Crystal Beach, Pinellas | 86 |
| Kathleen, Polk | 85 |

COVID-19: characteristics of 1,967,372 Florida resident cases

Data through Mar 19, 2021 verified as of Mar 20, 2021 at 09:25 AM

Data in this report are provisional and subject to change.

The table below includes the cities and counties of residence for cases in Florida residents based on the patient's ZIP Code. Note that city is not always received as part of the initial notification and may be missing while the case is being investigated.

| City and county | Cases |
|-----------------------------------|-------|
| Missing, Marion | 83 |
| Lorida, Highlands | 82 |
| Sunny Isles Beach, Dade | 81 |
| F M, Lee | 80 |
| Fort Denaud, Hendry | 80 |
| Ocean Ridge, Palm Beach | 78 |
| Missing, St. Lucie | 77 |
| Yalaha, Lake | 76 |
| Eatonville, Orange | 75 |
| Welaka, Putnam | 75 |
| Saint Pete Beach, Pinellas | 74 |
| Patrick Air Force Base, Brevard | 73 |
| Avon Park, Polk | 73 |
| Palma Ceia, Hillsborough | 73 |
| Princeton, Dade | 71 |
| Campbellton, Jackson | 70 |
| Air Mail Facility, Dade | 69 |
| Boca Grande, Lee | 68 |
| North Venice, Sarasota | 68 |
| Ochopee, Collier | 68 |
| Missing, Lake | 67 |
| Greensboro, Gadsden | 66 |
| Anna Maria, Manatee | 65 |
| Stock Island, Monroe | 64 |
| Cudjoe Key, Monroe | 61 |
| Missing, Duval | 61 |
| Reunion, Osceola | 61 |
| Bonita Beach, Lee | 59 |
| Destin, Walton | 59 |
| Georgetown, Putnam | 59 |
| Missing, Pasco | 58 |
| Mexico Beach, Bay | 58 |
| Bellview, Escambia | 57 |
| Felda, Hendry | 57 |
| Micco, Brevard | 57 |
| North Redington Beach, Pinellas | 57 |
| Orlando, Seminole | 57 |
| Treasure Island, Pinellas | 57 |
| Lake Suzy, Desoto | 54 |
| Missing, Palm Beach | 54 |
| Missing, Santa Rosa | 54 |
| Miami Springs, Dade | 53 |
| Miami, Unknown | 53 |
| Walnut Hill, Escambia | 53 |
| Ona, Hardee | 53 |
| Singer Island, Palm Beach | 52 |
| Okahumpka, Lake | 52 |
| Orlando, Dade | 51 |
| Northdale, Hillsborough | 51 |
| Heathrow, Seminole | 51 |
| Town N Country, Hillsborough | 50 |
| Duette, Manatee | 50 |
| Palm Beach Shores, Palm Beach | 49 |
| Salt Springs, Marion | 49 |
| University Of Tampa, Hillsborough | 49 |
| Aloma, Orange | 49 |
| Enterprise, Volusia | 48 |
| Miromar Lakes, Lee | 48 |
| Terra Ceia, Manatee | 47 |

COVID-19: characteristics of 1,967,372 Florida resident cases

Data through Mar 19, 2021 verified as of Mar 20, 2021 at 09:25 AM

Data in this report are provisional and subject to change.

The table below includes the cities and counties of residence for cases in Florida residents based on the patient's ZIP Code. Note that city is not always received as part of the initial notification and may be missing while the case is being investigated.

| City and county | Cases |
|-----------------------------------|-------|
| Cinco Bayou, Okaloosa | 47 |
| Intercession City, Osceola | 46 |
| Highland City, Polk | 45 |
| Sewalls Point, Martin | 44 |
| Florence Villa, Polk | 44 |
| Waverly, Polk | 44 |
| Green Acres, Palm Beach | 44 |
| Eaton Park, Polk | 43 |
| Orlando, Osceola | 43 |
| Gulf Breeze, Escambia | 43 |
| Missing, Sumter | 43 |
| Lacoochee, Pasco | 42 |
| Village Of Wellington, Palm Beach | 42 |
| Kenansville, Osceola | 42 |
| Manalapan, Palm Beach | 42 |
| Ebro, Washington | 41 |
| Key Colony Beach, Monroe | 41 |
| Saint Johns, Duval | 40 |
| Florida International Univ, Dade | 40 |
| Cortez, Manatee | 40 |
| Bayonet Point, Pasco | 39 |
| Orlando, Broward | 39 |
| Village Wellington, Palm Beach | 39 |
| Naranja, Dade | 39 |
| Missing, Broward | 38 |
| Ponte Vedra, Duval | 37 |
| Florida A And M University, Leon | 37 |
| Orlando, Volusia | 37 |
| Hialeah Gardens, Dade | 36 |
| North Bay Village, Dade | 35 |
| Orlando, Polk | 35 |
| Pasadena, Pinellas | 34 |
| Stetson University, Volusia | 34 |
| Highland Beach, Palm Beach | 34 |
| Flemington, Marion | 34 |
| Bay Pines, Pinellas | 34 |
| Tice, Lee | 34 |
| Miami Shores, Dade | 34 |
| Missing, Hillsborough | 34 |
| Homeland, Polk | 33 |
| Palm Shores, Brevard | 33 |
| Siesta Key, Sarasota | 33 |
| Bonaventure, Broward | 33 |
| Lakeshore, Polk | 33 |
| Missing, Seminole | 33 |
| Miami, Broward | 33 |
| Dowling Park, Suwannee | 33 |
| Venus, Highlands | 32 |
| Lulu, Columbia | 32 |
| Bagdad, Santa Rosa | 32 |
| Hallandle Beach, Broward | 32 |
| Davenport, Osceola | 31 |
| Eloise, Polk | 31 |
| Mcintosh, Marion | 31 |
| Univ Of FI Student Dorms, Alachua | 30 |
| Nocatee, Desoto | 30 |
| Penney Farms, Clay | 30 |
| Bayshore Gardens, Manatee | 30 |
| Kinard, Calhoun | 30 |

COVID-19: characteristics of 1,967,372 Florida resident cases

Data through Mar 19, 2021 verified as of Mar 20, 2021 at 09:25 AM

Data in this report are provisional and subject to change.

The table below includes the cities and counties of residence for cases in Florida residents based on the patient's ZIP Code. Note that city is not always received as part of the initial notification and may be missing while the case is being investigated.

| City and county | Cases |
|------------------------------------|-------|
| Wekiva Springs, Seminole | 29 |
| Jupiter, Martin | 29 |
| Bonita Springs, Collier | 29 |
| Lealman, Pinellas | 29 |
| Poinciana, Osceola | 29 |
| South Palm Beach, Palm Beach | 29 |
| Orlando, Hillsborough | 29 |
| Horseshoe Beach, Dixie | 28 |
| Pensacola Beach, Santa Rosa | 28 |
| Alturas, Polk | 28 |
| Caryville, Holmes | 27 |
| Chokoloskee, Collier | 27 |
| City Of Westlake, Palm Beach | 27 |
| Florida State, Leon | 27 |
| Little Torch Key, Monroe | 27 |
| Sugarloaf Key, Monroe | 27 |
| Homosassa Springs, Citrus | 27 |
| Saint Marks, Wakulla | 27 |
| Fort Lauderdale, Dade | 26 |
| Ridge Manor, Pasco | 26 |
| Bradley, Polk | 26 |
| Pine Hills, Orange | 26 |
| Palmdale, Glades | 26 |
| Long Key, Monroe | 26 |
| South Miami Heights, Dade | 25 |
| Westlake, Palm Beach | 25 |
| Pembroke Park, Broward | 25 |
| Tangerine, Orange | 25 |
| Missing, Monroe | 25 |
| Earleton, Alachua | 25 |
| Indian Lake Estates, Polk | 25 |
| Santa Fe, Alachua | 24 |
| Westchase, Hillsborough | 24 |
| Missing, Escambia | 24 |
| New Smyrna, Volusia | 24 |
| Hawthorne, Putnam | 24 |
| Labelle, Glades | 24 |
| Paxton, Walton | 23 |
| Sydney, Hillsborough | 23 |
| Archer, Levy | 23 |
| Missing, Manatee | 23 |
| Goulds, Dade | 23 |
| Balm, Hillsborough | 22 |
| Tioga, Alachua | 22 |
| Missing, Citrus | 22 |
| Orange Lake, Marion | 22 |
| Kissimmee, Orange | 22 |
| La Crosse, Alachua | 22 |
| Sparr, Marion | 22 |
| Citrus Ridge, Indian River | 22 |
| Wausau, Washington | 22 |
| Yankeetown, Levy | 22 |
| Missing, Brevard | 22 |
| Florida Dept Of Corrections, Union | 22 |
| Bostwick, Putnam | 22 |
| Bonifay, Washington | 21 |
| Loughman, Polk | 21 |
| Plymouth, Orange | 21 |
| Everglades City, Collier | 21 |

COVID-19: characteristics of 1,967,372 Florida resident cases

Data through Mar 19, 2021 verified as of Mar 20, 2021 at 09:25 AM

Data in this report are provisional and subject to change.

The table below includes the cities and counties of residence for cases in Florida residents based on the patient's ZIP Code. Note that city is not always received as part of the initial notification and may be missing while the case is being investigated.

| City and county | Cases |
|--|-------|
| Wabasso, Indian River | 21 |
| Florida International University, Dade | 21 |
| Perdido Key, Escambia | 21 |
| Indian River Shores, Indian River | 20 |
| Sun City, Hillsborough | 20 |
| Pine Castle, Orange | 20 |
| Branford, Lafayette | 20 |
| Redington Shores, Pinellas | 20 |
| Fort Ogden, Desoto | 20 |
| Mango, Hillsborough | 20 |
| Laud-By-The-Sea, Broward | 20 |
| Missing, Okaloosa | 20 |
| Lowell, Marion | 19 |
| Candler, Marion | 19 |
| Parker, Bay | 19 |
| Missing, Indian River | 19 |
| Champions Gate, Polk | 19 |
| Orlando, Palm Beach | 19 |
| Wildlight, Nassau | 19 |
| Crystal Springs, Pasco | 19 |
| High Springs, Gilchrist | 19 |
| Mexico Beach, Gulf | 19 |
| Babcock Ranch, Lee | 19 |
| Union Park, Orange | 19 |
| Gulf Stream, Palm Beach | 18 |
| Goodland, Collier | 18 |
| Maxville, Duval | 18 |
| Nalcrest, Polk | 18 |
| Hollywood, Dade | 18 |
| Jensen Beach, St. Lucie | 18 |
| Ramrod Key, Monroe | 18 |
| Trenton, Levy | 18 |
| Missing, Collier | 17 |
| Graceville, Holmes | 17 |
| Nichols, Polk | 17 |
| Suwannee, Dixie | 16 |
| Webster, Hernando | 16 |
| Hernando Beach, Hernando | 16 |
| Gulf Hammock, Levy | 16 |
| Tallevast, Manatee | 16 |
| Shady Hills, Pasco | 16 |
| Jacksonville, Unknown | 16 |
| Lake Buena Vista, Orange | 16 |
| West Panama City Beach, Bay | 16 |
| Wewahitchka, Calhoun | 16 |
| Woodville, Leon | 16 |
| Orlando, Pinellas | 16 |
| Otter Creek, Levy | 16 |
| Forest City, Orange | 16 |
| Lake City, Suwannee | 15 |
| Golden Oak, Orange | 15 |
| Buckingham, Lee | 15 |
| Brooksville, Pasco | 15 |
| Lakewood Ranch, Sarasota | 15 |
| Hutchinson Island, St. Lucie | 15 |
| White Springs, Columbia | 15 |
| Missing, Bay | 15 |
| Mount Dora, Orange | 14 |
| Laurel Hill, Walton | 14 |

COVID-19: characteristics of 1,967,372 Florida resident cases

Data through Mar 19, 2021 verified as of Mar 20, 2021 at 09:25 AM

Data in this report are provisional and subject to change.

The table below includes the cities and counties of residence for cases in Florida residents based on the patient's ZIP Code. Note that city is not always received as part of the initial notification and may be missing while the case is being investigated.

| City and county | Cases |
|--------------------------------|-------|
| Village Of Palmetto Bay, Dade | 14 |
| Missing, Martin | 14 |
| Graham, Bradford | 14 |
| Braden River, Manatee | 14 |
| Copeland, Collier | 14 |
| Belleair Bluffs, Pinellas | 14 |
| Saint Lucie West, St. Lucie | 14 |
| Murdock, Charlotte | 14 |
| Winter Garden, Lake | 14 |
| Trilby, Pasco | 14 |
| Daytona Beach Shores, Volusia | 14 |
| Fort Charlotte, Charlotte | 13 |
| Hialeah, Unknown | 13 |
| Long Boat Key, Manatee | 13 |
| Orlando, Brevard | 13 |
| Saint George Island, Franklin | 13 |
| Orlando, Lake | 13 |
| Choctaw Beach, Okaloosa | 13 |
| Eau Gallie, Brevard | 13 |
| Lake Monroe, Seminole | 13 |
| Johns Pass Village, Pinellas | 13 |
| Watersound, Walton | 13 |
| Boca Raton, Broward | 13 |
| Kingsley Lake, Bradford | 13 |
| Gonzalez, Escambia | 13 |
| Steinhatchee, Dixie | 13 |
| Wahneta, Polk | 13 |
| Roseland, Indian River | 13 |
| Durant, Hillsborough | 12 |
| Holder, Citrus | 12 |
| Missing, Putnam | 12 |
| Mount Plymouth, Lake | 12 |
| Indian Creek Village, Dade | 12 |
| Florida State Univ Admin, Leon | 12 |
| Pensacola Beach, Escambia | 12 |
| Rosemary Beach, Walton | 12 |
| Orlando, Unknown | 12 |
| Unknown, Dade | 12 |
| Deer Island, Lake | 11 |
| East Lake, Marion | 11 |
| Alys Beach, Bay | 11 |
| Miami Gardens, Broward | 11 |
| Deerfield Beach, Palm Beach | 11 |
| Captiva, Lee | 11 |
| Ozona, Pinellas | 11 |
| Los Angeles, Dade | 11 |
| Naples, Lee | 11 |
| Babcock Ranch, Charlotte | 11 |
| Greenville, Taylor | 11 |
| Citrus Hills, Citrus | 11 |
| Leisure City, Dade | 11 |
| Orlando, Leon | 11 |
| Perrine, Dade | 10 |
| Orlando, Duval | 10 |
| Dade City, Hernando | 10 |
| Briny Breezes, Palm Beach | 10 |
| Hillsboro Beach, Broward | 10 |
| Missing, Unknown | 10 |
| Passport, Unknown | 10 |

COVID-19: characteristics of 1,967,372 Florida resident cases

Data through Mar 19, 2021 verified as of Mar 20, 2021 at 09:25 AM

Data in this report are provisional and subject to change.

The table below includes the cities and counties of residence for cases in Florida residents based on the patient's ZIP Code. Note that city is not always received as part of the initial notification and may be missing while the case is being investigated.

| City and county | Cases |
|----------------------------------|-------|
| Seacrest, Walton | 10 |
| Missing, Nassau | 10 |
| Cypress, Jackson | 10 |
| Lake Como, Putnam | 10 |
| Missing, Polk | 10 |
| University Park, Manatee | 10 |
| Grandin, Putnam | 10 |
| Gibsonia, Polk | 10 |
| Redington Beach, Pinellas | 10 |
| Telogia, Liberty | 10 |
| Missing, Taylor | 10 |
| Sea Ranch Lakes, Broward | 9 |
| Palma Sola, Manatee | 9 |
| Innovation, Pasco | 9 |
| Barberville, Volusia | 9 |
| Cottdale, Washington | 9 |
| Beverly Beach, Flagler | 9 |
| Putnam Hall, Putnam | 9 |
| Ferndale, Lake | 9 |
| Forest City, Seminole | 9 |
| Haines Creek, Lake | 9 |
| Lamont, Madison | 9 |
| Lloyd, Jefferson | 9 |
| Rubonia, Manatee | 9 |
| Umatilla, Marion | 9 |
| Elfers, Pasco | 9 |
| Fanning Springs, Gilchrist | 9 |
| Day, Lafayette | 9 |
| Grant Valkaria, Brevard | 9 |
| Nobleton, Hernando | 9 |
| Saint Augustine, Duval | 9 |
| West Delray Beach, Palm Beach | 9 |
| Evinston, Alachua | 8 |
| Salem, Taylor | 8 |
| Virginia Gardens, Dade | 8 |
| Orange Springs, Marion | 8 |
| Fort Walton Beach, Unknown | 8 |
| Cross Creek, Alachua | 8 |
| Fairfield, Marion | 8 |
| Palm City, St. Lucie | 8 |
| Seybold, Dade | 8 |
| Saint Augustine Beach, St. Johns | 8 |
| Holt, Santa Rosa | 8 |
| White City, Gulf | 8 |
| Worthington Springs, Union | 8 |
| Pine Ridge, Citrus | 8 |
| Jerome, Collier | 8 |
| Ponce De Leon, Walton | 8 |
| Goldenrod, Seminole | 8 |
| Missing, Clay | 7 |
| Scottsmoor, Brevard | 7 |
| Switzerland, St. Johns | 7 |
| Maitland, Volusia | 7 |
| Aripeka, Pasco | 7 |
| River Ranch, Polk | 7 |
| Niceville, Walton | 7 |
| Orlando, Alachua | 7 |
| Okeechobee, Glades | 7 |
| Fort Lauderdale, Unknown | 7 |

COVID-19: characteristics of 1,967,372 Florida resident cases

Data through Mar 19, 2021 verified as of Mar 20, 2021 at 09:25 AM

Data in this report are provisional and subject to change.

The table below includes the cities and counties of residence for cases in Florida residents based on the patient's ZIP Code. Note that city is not always received as part of the initial notification and may be missing while the case is being investigated.

| City and county | Cases |
|------------------------------|-------|
| Indian Shores, Pinellas | 7 |
| Fernandina, Nassau | 7 |
| Orange Park, Duval | 7 |
| Port Saint John, Brevard | 7 |
| Basinger, Okeechobee | 7 |
| Missing, Flagler | 7 |
| Orlando, Pasco | 7 |
| Longboat Key, Sarasota | 7 |
| Keystone Heights, Bradford | 7 |
| Miccosukee, Leon | 6 |
| Glenwood, Volusia | 6 |
| Orchid, Indian River | 6 |
| Pensacola, Unknown | 6 |
| Ybor City, Hillsborough | 6 |
| Morriston, Marion | 6 |
| Duck Key, Monroe | 6 |
| Newberry, Gilchrist | 6 |
| Mayport Naval Station, Duval | 6 |
| Lake Butler, Bradford | 6 |
| Anastasia Island, St. Johns | 6 |
| East Rockland Key, Monroe | 6 |
| Bradenton, Sarasota | 6 |
| Maitland, Osceola | 6 |
| Inglis, Citrus | 6 |
| Quail Heights, Dade | 6 |
| Punta Gorda, Lee | 6 |
| Valkaria, Brevard | 6 |
| Deland, Lake | 6 |
| Orlando, Flagler | 6 |
| Orlando, Marion | 6 |
| Sunny Hills, Washington | 6 |
| Missing, Walton | 6 |
| Labelle, Lee | 6 |
| Maitland, Hillsborough | 6 |
| Winter Park, Polk | 6 |
| Winderemere, Orange | 6 |
| Grove City, Charlotte | 6 |
| Coco River, Collier | 6 |
| Eglin, Okaloosa | 6 |
| Ebro, Bay | 5 |
| Bruce, Holmes | 5 |
| Hialeah, Broward | 5 |
| Westchester, Dade | 5 |
| Mid Florida, Seminole | 5 |
| Ocean Breeze, Martin | 5 |
| Port Salerno, Martin | 5 |
| Missing, Highlands | 5 |
| Missing, Sarasota | 5 |
| Missing, Columbia | 5 |
| Shady Grove, Taylor | 5 |
| Missing, Leon | 5 |
| Milton, Escambia | 5 |
| Mayport, Duval | 5 |
| Inlet Beach, Bay | 5 |
| Stuart, St. Lucie | 5 |
| Pass, Unknown | 5 |
| Miami, Palm Beach | 5 |
| Hollywood, Unknown | 5 |
| Pompano Beach, Palm Beach | 5 |

COVID-19: characteristics of 1,967,372 Florida resident cases

Data through Mar 19, 2021 verified as of Mar 20, 2021 at 09:25 AM

Data in this report are provisional and subject to change.

The table below includes the cities and counties of residence for cases in Florida residents based on the patient's ZIP Code. Note that city is not always received as part of the initial notification and may be missing while the case is being investigated.

| City and county | Cases |
|--|-------|
| Orlando, Manatee | 5 |
| N/A, Unknown | 5 |
| Oneco, Manatee | 5 |
| Ocoee, Lake | 5 |
| Okeechobee, Martin | 5 |
| Wakulla Springs, Wakulla | 5 |
| Weirsdale, Lake | 5 |
| Alys Beach, Walton | 5 |
| Missing, Alachua | 5 |
| Miami Beach, Unknown | 5 |
| Point Washington, Walton | 5 |
| University Of Central FI, Martin | 5 |
| Williston, Marion | 5 |
| Okeechobee, Osceola | 5 |
| Psl, Unknown | 5 |
| Pompano Beach, Unknown | 5 |
| San Carlos Park, Lee | 5 |
| University Of Central FI, Hillsborough | 5 |
| Bayou George, Bay | 5 |
| Boynton Beach, Broward | 5 |
| Missing, Osceola | 5 |
| Miramar, Dade | 5 |
| Miami Gardens, Unknown | 5 |
| Kissimmee, Unknown | 5 |
| Jacksonville Naval Air Station, Duval | 5 |
| Fort Lauderdale, Palm Beach | 5 |
| Clarcona, Orange | 5 |
| Lazy Lake, Broward | 4 |
| Lamont, Taylor | 4 |
| Wacissa, Jefferson | 4 |
| Sugarloaf, Monroe | 4 |
| Branford, Gilchrist | 4 |
| Cape Haze, Charlotte | 4 |
| Clewiston, Palm Beach | 4 |
| Conch Key, Monroe | 4 |
| Pompano Beach, Dade | 4 |
| Sandestin, Walton | 4 |
| Seacrest, Bay | 4 |
| Naples, Unknown | 4 |
| High Springs, Columbia | 4 |
| Hinsdale, Manatee | 4 |
| Bella Collina, Lake | 4 |
| Delray Beach, Broward | 4 |
| El Jobean, Charlotte | 4 |
| International Service Center, Dade | 4 |
| Indian Rock Beach, Pinellas | 4 |
| Island Grove, Alachua | 4 |
| Bowling Green, Polk | 4 |
| Cypress Gardens, Polk | 4 |
| Loxahatchee Groves, Palm Beach | 4 |
| Live Oak, Madison | 4 |
| Port Charlotte, Unknown | 4 |
| West Bradenton, Manatee | 4 |
| Greenville, Jefferson | 4 |
| Marina Del Rey, Dade | 4 |
| Missing, Hernando | 4 |
| Oklawaha, Marion | 4 |
| Glen Ridge, Palm Beach | 4 |
| Coconut Creek, Palm Beach | 4 |

COVID-19: characteristics of 1,967,372 Florida resident cases

Data through Mar 19, 2021 verified as of Mar 20, 2021 at 09:25 AM

Data in this report are provisional and subject to change.

The table below includes the cities and counties of residence for cases in Florida residents based on the patient's ZIP Code. Note that city is not always received as part of the initial notification and may be missing while the case is being investigated.

| City and county | Cases |
|-------------------------------------|-------|
| Pensacola, Santa Rosa | 4 |
| Ridge Manor Estates, Sumter | 4 |
| Margate, Unknown | 4 |
| Melrose, Bradford | 4 |
| Highland Park, Polk | 4 |
| Los Angeles, Broward | 4 |
| Lake Worth, Broward | 4 |
| Jacksonville, Dade | 3 |
| Inverness, Polk | 3 |
| Pass, Dade | 3 |
| Vero Beach, Brevard | 3 |
| Orem, Palm Beach | 3 |
| Pp, Dade | 3 |
| Pp, Unknown | 3 |
| Woodside, Broward | 3 |
| Brewton, Escambia | 3 |
| Apopka, Broward | 3 |
| Maitland, Polk | 3 |
| Lake Harbor, Palm Beach | 3 |
| Lanark Village, Franklin | 3 |
| Miami Shores, Broward | 3 |
| Tampa Palms, Hillsborough | 3 |
| Pineland, Lee | 3 |
| Winter Garden, Seminole | 3 |
| Tarpon Springs, Pasco | 3 |
| Tampa, Pinellas | 3 |
| Ludlam, Dade | 3 |
| Laurel, Sarasota | 3 |
| Jacksonville, Clay | 3 |
| Clermont, Orange | 3 |
| West Palm Beach, Broward | 3 |
| Wildwood, Marion | 3 |
| Village Of Golf, Palm Beach | 3 |
| Saint Augusaintine Beach, St. Johns | 3 |
| Port Saint Lucie, Martin | 3 |
| Saint Petersburg, Hillsborough | 3 |
| Palm Coast, Volusia | 3 |
| Missing, Jackson | 3 |
| Lynbrook, Broward | 3 |
| Loxahatchee, Broward | 3 |
| Lakeland, Hillsborough | 3 |
| Miami, Orange | 3 |
| Immokalee, Lee | 3 |
| Hallandale Beach, Unknown | 3 |
| Lake Geneva, Clay | 3 |
| Lake City, Duval | 3 |
| Fort Myers, Unknown | 3 |
| Bradington, Manatee | 3 |
| Blountstown, Liberty | 3 |
| Crestview, Walton | 3 |
| Cross Key, Monroe | 3 |
| Cape San Blas, Gulf | 3 |
| Apopka, Lake | 3 |
| Mayport Naval Housing, Duval | 3 |
| Green Cove Springs, Duval | 3 |
| Fernandina Beach, Duval | 3 |
| Fpo, Duval | 3 |
| Vernon, Bay | 3 |
| Samoset, Manatee | 3 |

COVID-19: characteristics of 1,967,372 Florida resident cases

Data through Mar 19, 2021 verified as of Mar 20, 2021 at 09:25 AM

Data in this report are provisional and subject to change.

The table below includes the cities and counties of residence for cases in Florida residents based on the patient's ZIP Code. Note that city is not always received as part of the initial notification and may be missing while the case is being investigated.

| City and county | Cases |
|--------------------------------|-------|
| San Fernando, Unknown | 3 |
| Monticello, Madison | 3 |
| Plantation Key, Monroe | 3 |
| Alford, Washington | 3 |
| Altamonte Springs, Orange | 3 |
| Jonesville, Alachua | 3 |
| Julington Creek, St. Johns | 3 |
| Jupiter Island, Martin | 3 |
| Mims, Volusia | 3 |
| Miramar, Unknown | 3 |
| Marco Island, Lee | 3 |
| Pembroke Pines, Unknown | 3 |
| Okeechobee, Highlands | 3 |
| Ocean Reef Club, Monroe | 3 |
| Vero Beach, St. Lucie | 3 |
| Chicago, Lee | 3 |
| Coraopolis, Citrus | 3 |
| Champions Gate, Osceola | 3 |
| Bristol, Calhoun | 3 |
| Jacksonville, Alachua | 3 |
| Sorrento, Orange | 3 |
| Stuart, Palm Beach | 3 |
| North Fort Myers, Charlotte | 3 |
| Milligan, Okaloosa | 3 |
| Westville, Walton | 3 |
| Land O Lakes, Hillsborough | 3 |
| Lady Lake, Marion | 3 |
| Jacksonville , Duval | 3 |
| Fisher Island, Unknown | 3 |
| Bay Harbor Islands, Unknown | 3 |
| Ft Pierce, St. Lucie | 3 |
| Fort Lauderdale, Alachua | 2 |
| Deerfield Beach, Unknown | 2 |
| Doral, Unknown | 2 |
| Brooklyn, Broward | 2 |
| Carl Fisher, Dade | 2 |
| Cross City, Taylor | 2 |
| Homeless, Hillsborough | 2 |
| Jupiter, Dade | 2 |
| Micanopy, Marion | 2 |
| Lakeland, Unknown | 2 |
| Windermere, Lake | 2 |
| Sutton, Pasco | 2 |
| Red Bay, Holmes | 2 |
| Saint Marys, Nassau | 2 |
| Pembroke Lakes, Broward | 2 |
| Port Saint Lucie, Palm Beach | 2 |
| Noma, Holmes | 2 |
| Ormond Beach, Flagler | 2 |
| Panama City, Unknown | 2 |
| Pembroke Pines, Dade | 2 |
| Summerfield, Unknown | 2 |
| Tampa, Hernando | 2 |
| Sharpes, Brevard | 2 |
| Saint Lucie Village, St. Lucie | 2 |
| Sebring, Desoto | 2 |
| Vero Beach, Unknown | 2 |
| Yeehaw, Okeechobee | 2 |
| Wauchula, Desoto | 2 |

COVID-19: characteristics of 1,967,372 Florida resident cases

Data through Mar 19, 2021 verified as of Mar 20, 2021 at 09:25 AM

Data in this report are provisional and subject to change.

The table below includes the cities and counties of residence for cases in Florida residents based on the patient's ZIP Code. Note that city is not always received as part of the initial notification and may be missing while the case is being investigated.

| City and county | Cases |
|------------------------------------|-------|
| Jacksonville Naval Hospital, Duval | 2 |
| Hosford, Calhoun | 2 |
| Jacksonville, Nassau | 2 |
| Longview, Dade | 2 |
| Marina Del Rey, Broward | 2 |
| Melrose, Clay | 2 |
| Mesa, Unknown | 2 |
| Aventura, Broward | 2 |
| 000000, Unknown | 2 |
| Dfafs, Okaloosa | 2 |
| Venice, Dade | 2 |
| University Of Central FI, Seminole | 2 |
| West Palm Beach, Unknown | 2 |
| Winter Park, Volusia | 2 |
| Winter Springs, Orange | 2 |
| Windermere, Hillsborough | 2 |
| New Port Richey, Hillsborough | 2 |
| Orlando, Escambia | 2 |
| Pompano Beach, Osceola | 2 |
| Port Charlotte, Lee | 2 |
| Union, Manatee | 2 |
| Swansea, Lee | 2 |
| Sand Lake, Orange | 2 |
| Port St. Lucie, St. Lucie | 2 |
| Longwood, Unknown | 2 |
| Long Beach, Orange | 2 |
| Marathon Shores, Monroe | 2 |
| Miami, Martin | 2 |
| Labelle, Collier | 2 |
| Jena, Taylor | 2 |
| Lauderhill, Unknown | 2 |
| At Large, Broward | 2 |
| Bonnie, Dade | 2 |
| Boys Ranch, Suwannee | 2 |
| Fort Pierce, Brevard | 2 |
| Graceville, Unknown | 2 |
| Eatonville, Polk | 2 |
| Port Canaveral, Brevard | 2 |
| Orlando, Collier | 2 |
| Orlando, St. Lucie | 2 |
| Oakland Park, Unknown | 2 |
| Sarasota, Unknown | 2 |
| Seguin, Unknown | 2 |
| Sunrise, Unknown | 2 |
| Tampa, Broward | 2 |
| Tarpon Springs, Hillsborough | 2 |
| Marysville, Dade | 2 |
| Callahan, Duval | 2 |
| Dade City, Unknown | 2 |
| Cibolo, Orange | 2 |
| Claysville, Hernando | 2 |
| Crescent Beach, Sarasota | 2 |
| FI State Univ Student, Leon | 2 |
| Defuniak Springs, Okaloosa | 2 |
| Defuniak Springs, Unknown | 2 |
| Blountstown, Jackson | 2 |
| Alligator Point, Franklin | 2 |
| Coconut Creek, Unknown | 2 |
| Eatonville, Lake | 2 |

COVID-19: characteristics of 1,967,372 Florida resident cases

Data through Mar 19, 2021 verified as of Mar 20, 2021 at 09:25 AM

Data in this report are provisional and subject to change.

The table below includes the cities and counties of residence for cases in Florida residents based on the patient's ZIP Code. Note that city is not always received as part of the initial notification and may be missing while the case is being investigated.

| City and county | Cases |
|---|-------|
| Crawfordville, Leon | 2 |
| Daytona Beach, Unknown | 2 |
| Lawtey, Union | 2 |
| Hallandale Beach, Dade | 2 |
| Los Angeles, Okaloosa | 2 |
| Louisville, Manatee | 2 |
| Lutz, Pinellas | 2 |
| Mount Pleasant, Gadsden | 2 |
| Navarre, Okaloosa | 2 |
| None, Dade | 2 |
| Phoenix, Lake | 2 |
| Seven Springs, Pasco | 2 |
| Upper Key Largo, Monroe | 2 |
| University Of Central Florida, Brevard | 2 |
| West Villages, Sarasota | 2 |
| Zellwood, Lake | 2 |
| Clermont, Polk | 2 |
| Bronx, Seminole | 2 |
| Doctors Inlet, Clay | 2 |
| Bonifay, Jackson | 2 |
| Bonnie, Sarasota | 2 |
| Inverenss, Citrus | 2 |
| Fort Myers, Collier | 2 |
| Fort Pierce, Martin | 2 |
| Lake Helen, Orange | 2 |
| Lecanto, Marion | 2 |
| Maitland, Leon | 2 |
| Winter Park, Leon | 2 |
| Weston, Dade | 2 |
| West Palm Beach, Dade | 2 |
| Palm Springs North, Dade | 2 |
| Redland, Dade | 2 |
| Melrose, Alachua | 2 |
| Olustee, Baker | 2 |
| Orlando, Santa Rosa | 2 |
| Orlando, Charlotte | 2 |
| Maitland, Lake | 2 |
| Hialeah Lakes, Dade | 2 |
| Hialeah, Orange | 2 |
| Jan Phyl Village, Polk | 2 |
| Moore Haven, Hendry | 2 |
| Naples, Broward | 2 |
| Cassadaga, Volusia | 2 |
| Fort Walton Beach, Walton | 2 |
| Duke Field Air Force Station, Okaloosa | 2 |
| Dunnellon, Levy | 2 |
| University Of Central Florida, Palm Beach | 2 |
| University Of Central Florida, Pinellas | 2 |
| Wimauma, Manatee | 2 |
| Wekiwa Springs, Seminole | 2 |
| Provo, Broward | 2 |
| Sumatra, Liberty | 2 |
| Portland, Unknown | 2 |
| University Of Central Florida, Broward | 2 |
| Saint Teresa, Wakulla | 2 |
| Orlando, Okaloosa | 2 |
| Madison, Unknown | 2 |
| Maitland, Pasco | 2 |
| Ocala, Unknown | 2 |

COVID-19: characteristics of 1,967,372 Florida resident cases

Data through Mar 19, 2021 verified as of Mar 20, 2021 at 09:25 AM

Data in this report are provisional and subject to change.

The table below includes the cities and counties of residence for cases in Florida residents based on the patient's ZIP Code. Note that city is not always received as part of the initial notification and may be missing while the case is being investigated.

| City and county | Cases |
|--------------------------------|-------|
| Miamt, Dade | 2 |
| Florida Power & Light Co, Dade | 2 |
| Amelia City, Nassau | 2 |
| Apopka, Unknown | 2 |
| Alligator Point, Wakulla | 2 |
| Chipley, Jackson | 2 |
| Chipley, Holmes | 1 |
| Daniel Island, Bay | 1 |
| Colorado Springs, Unknown | 1 |
| Conifer, Lee | 1 |
| Eatonville, Seminole | 1 |
| El Paso, Unknown | 1 |
| Elbow Lake, Palm Beach | 1 |
| Dunellen, Dade | 1 |
| Destin, Unknown | 1 |
| Diamond, Highlands | 1 |
| Doral, Broward | 1 |
| Altamonte, Orange | 1 |
| Alva, Collier | 1 |
| 333, Unknown | 1 |
| Allentown, Putnam | 1 |
| Apple Creek, Citrus | 1 |
| Amelia Village, Nassau | 1 |
| Barefoot Beach, Lee | 1 |
| Battle Creek, Manatee | 1 |
| Avon, Manatee | 1 |
| Aventura, Osceola | 1 |
| Bryn Mawr, Palm Beach | 1 |
| Burkeville, Brevard | 1 |
| Camden Wyoming, Duval | 1 |
| Celebration, Palm Beach | 1 |
| Chattanooga, Dade | 1 |
| Bear Grass, Palm Beach | 1 |
| Azalea Park, Osceola | 1 |
| Boca Raton,, Palm Beach | 1 |
| Boston, Dade | 1 |
| Brewster, Volusia | 1 |
| Fortlauderdale, Unknown | 1 |
| Fortwalton Beach, Okaloosa | 1 |
| Ft Pierce, Unknown | 1 |
| Garland, Orange | 1 |
| Fort Denaud, Glades | 1 |
| Fort Meyers, Lee | 1 |
| FI State Lot, Leon | 1 |
| Fairless Hills, Broward | 1 |
| Everett, Dade | 1 |
| Hickory, Lee | 1 |
| Homeless, Dade | 1 |
| Homer, Escambia | 1 |
| Hilliard, Unknown | 1 |
| Hallandate Ben, Unknown | 1 |
| Havana, Leon | 1 |
| Jeffersonville, Broward | 1 |
| Knoxville, Escambia | 1 |
| Lake Mary, Lake | 1 |
| Lansdale, Lake | 1 |
| Lapeer, Manatee | 1 |
| Lauderdale Hill, Unknown | 1 |
| Longwood, Orange | 1 |

COVID-19: characteristics of 1,967,372 Florida resident cases

Data through Mar 19, 2021 verified as of Mar 20, 2021 at 09:25 AM

Data in this report are provisional and subject to change.

The table below includes the cities and counties of residence for cases in Florida residents based on the patient's ZIP Code. Note that city is not always received as part of the initial notification and may be missing while the case is being investigated.

| City and county | Cases |
|---|-------|
| Lehigh Cares, Lee | 1 |
| Live Oak, Columbia | 1 |
| Loganville, Orange | 1 |
| Missing, Wakulla | 1 |
| Monterey, Broward | 1 |
| Mumford, Manatee | 1 |
| N/A, Duval | 1 |
| Naples, Alachua | 1 |
| North Miami, Broward | 1 |
| Ocean City, Broward | 1 |
| Old Town, Gilchrist | 1 |
| Middleburg, Duval | 1 |
| Midland, Osceola | 1 |
| Missing, Hamilton | 1 |
| Miami, Charlotte | 1 |
| Miamii, Dade | 1 |
| Miami Garden, Unknown | 1 |
| Oviedo, Leon | 1 |
| Opa Locka, Polk | 1 |
| Orem, Sarasota | 1 |
| Orem, Unknown | 1 |
| Palm City, Unknown | 1 |
| Plant City, Unknown | 1 |
| Pompano Beach, Alachua | 1 |
| Ridgewood, Broward | 1 |
| Riverview, Manatee | 1 |
| Roseland, Palm Beach | 1 |
| Republic, Monroe | 1 |
| Richmond, Palm Beach | 1 |
| Porter Ranch, Dade | 1 |
| Raiford, Bradford | 1 |
| Ponte Vedra Beach, Orange | 1 |
| Port Orange , Volusia | 1 |
| Port Saint Lucie, Indian River | 1 |
| San Antonio, Dade | 1 |
| San Diego, Unknown | 1 |
| Sanford, Palm Beach | 1 |
| Russellville, Hillsborough | 1 |
| Saint Augustine, Okaloosa | 1 |
| Steinhatchee, Alachua | 1 |
| Tampa, Escambia | 1 |
| Tampa, Manatee | 1 |
| Tangerine, Lake | 1 |
| University Of Central Florida, Hillsborough | 1 |
| University Of Central FI, Pasco | 1 |
| Village Of Palm Springs, Palm Beach | 1 |
| Virginia Beach, Alachua | 1 |
| Webster, Pasco | 1 |
| Union City, Bradford | 1 |
| Sebastian, Lake | 1 |
| Westerville, Hillsborough | 1 |
| Wilton Manors, Dade | 1 |
| Wilbur By The Sea, Volusia | 1 |
| Willowbrook, Lee | 1 |
| Winston Salem, Unknown | 1 |
| Winter Garden, Hillsborough | 1 |
| Woodland Hills, Brevard | 1 |
| Youngstown, Calhoun | 1 |
| Yulee, Duval | 1 |

COVID-19: characteristics of 1,967,372 Florida resident cases

Data through Mar 19, 2021 verified as of Mar 20, 2021 at 09:25 AM

Data in this report are provisional and subject to change.

The table below includes the cities and counties of residence for cases in Florida residents based on the patient's ZIP Code. Note that city is not always received as part of the initial notification and may be missing while the case is being investigated.

| City and county | Cases |
|--------------------------------|-------|
| Pound Ridge, Leon | 1 |
| Port Charlotte Fl, Unknown | 1 |
| Ponce, Orange | 1 |
| Plant City, Pinellas | 1 |
| Plantation, Unknown | 1 |
| Plant City, Hendry | 1 |
| Orlando, Highlands | 1 |
| Newport Beach, Palm Beach | 1 |
| North Little Rock, Palm Beach | 1 |
| Ocoee, Polk | 1 |
| Opa Locka, Unknown | 1 |
| Orem, Nassau | 1 |
| Olando, Orange | 1 |
| Sumter Ville, Unknown | 1 |
| Tallahassee, Escambia | 1 |
| Springhill, Unknown | 1 |
| Tampa, Dade | 1 |
| Tampa, Lee | 1 |
| South Otselic, Dade | 1 |
| Southampton, Palm Beach | 1 |
| Stockbridge, Leon | 1 |
| Sullivans Island, Dade | 1 |
| Sevierville, Dade | 1 |
| Saint Petersburg, Dade | 1 |
| San Juan, Osceola | 1 |
| San Pedro Sula, Dade | 1 |
| Sandy, Duval | 1 |
| Richmond Heights, Dade | 1 |
| Riverview, Pinellas | 1 |
| Rochester, Lee | 1 |
| Rosemary Beach, Bay | 1 |
| Saint Cloud, Orange | 1 |
| West Simsbury, Collier | 1 |
| Wayne, Dade | 1 |
| Windermere, Polk | 1 |
| Winter Park, Lake | 1 |
| Tinley Park, Lee | 1 |
| University Of Central Fl, Dade | 1 |
| Telluride, Lee | 1 |
| Export, Palm Beach | 1 |
| Fdsf, Unknown | 1 |
| Felda, Palm Beach | 1 |
| Flagler Beach, Volusia | 1 |
| Flora, Lee | 1 |
| Downers Grove, St. Lucie | 1 |
| Fort Myers, Lake | 1 |
| Fresno, Pasco | 1 |
| Fruitland Park, Sumter | 1 |
| Fwb, Unknown | 1 |
| Gainesville, Marion | 1 |
| Gastonia, Polk | 1 |
| Clearwater, Highlands | 1 |
| Clermont, Unknown | 1 |
| Columbia, Orange | 1 |
| Coral Gables, Unknown | 1 |
| Coral Springs, Unknown | 1 |
| Cornelius, Leon | 1 |
| Crestview, Dade | 1 |
| Dade City, Polk | 1 |

COVID-19: characteristics of 1,967,372 Florida resident cases

Data through Mar 19, 2021 verified as of Mar 20, 2021 at 09:25 AM

Data in this report are provisional and subject to change.

The table below includes the cities and counties of residence for cases in Florida residents based on the patient's ZIP Code. Note that city is not always received as part of the initial notification and may be missing while the case is being investigated.

| City and county | Cases |
|--------------------------|-------|
| Dania, Unknown | 1 |
| Darien, Pasco | 1 |
| Arcadia, Charlotte | 1 |
| Aspen, Palm Beach | 1 |
| Atlanta, Broward | 1 |
| Aurburndale, Polk | 1 |
| Aventura, Unknown | 1 |
| Azalea Park, Sarasota | 1 |
| Bartow, Unknown | 1 |
| Biscayne Park, Broward | 1 |
| Boca Rotan, Unknown | 1 |
| Alpharetta, Alachua | 1 |
| Apalachicola, Leon | 1 |
| Brooksville, Columbia | 1 |
| Bryn Mawr, Collier | 1 |
| Canfield, Duval | 1 |
| Naugatuck, Lee | 1 |
| New Vernon, Sarasota | 1 |
| New York, Broward | 1 |
| Northville, Broward | 1 |
| Ocala, Indian River | 1 |
| Ocoee, Broward | 1 |
| Myakka, Duval | 1 |
| Maitland, Unknown | 1 |
| Melbourne, Orange | 1 |
| Miami Beach, Palm Beach | 1 |
| Miami Granders, Dade | 1 |
| Missing, Baker | 1 |
| Middleburg, Unknown | 1 |
| Milford, Palm Beach | 1 |
| Milford, Polk | 1 |
| Minneapolis, Broward | 1 |
| Johns Island, Wakulla | 1 |
| Killarney, Orange | 1 |
| Knoxville, Duval | 1 |
| Havanna, Gadsden | 1 |
| Jacksonville, Palm Beach | 1 |
| Hilliard, Dade | 1 |
| Hollywood, Leon | 1 |
| Holt, Unknown | 1 |
| Homestead, Monroe | 1 |
| Humble, Broward | 1 |
| Green, Clay | 1 |
| Greensburg, Orange | 1 |
| Greenville, Monroe | 1 |
| Gulf Shores, Escambia | 1 |
| Los Angeles, Polk | 1 |
| Lakeland, Pasco | 1 |
| Lakewood, Unknown | 1 |
| Lake City, Volusia | 1 |
| Orlando, Union | 1 |
| Ovido, Seminole | 1 |
| Oxford, Palm Beach | 1 |
| Opalocka, Dade | 1 |
| North Canton, Palm Beach | 1 |
| Oakland, Leon | 1 |
| Ocala, Alachua | 1 |
| Okeechobee, St. Lucie | 1 |
| Miamf, Dade | 1 |

COVID-19: characteristics of 1,967,372 Florida resident cases

Data through Mar 19, 2021 verified as of Mar 20, 2021 at 09:25 AM

Data in this report are provisional and subject to change.

The table below includes the cities and counties of residence for cases in Florida residents based on the patient's ZIP Code. Note that city is not always received as part of the initial notification and may be missing while the case is being investigated.

| City and county | Cases |
|---------------------------------------|-------|
| Miami G, Dade | 1 |
| Miami, Collier | 1 |
| Miami, St. Lucie | 1 |
| New Richmond, Volusia | 1 |
| Rio Dell, Volusia | 1 |
| Rochelle, Volusia | 1 |
| Port Orange, Unknown | 1 |
| Port Saint Lucie, Orange | 1 |
| Princeton, Alachua | 1 |
| Provincetown, Collier | 1 |
| Panama City, Walton | 1 |
| Palm Coast, Duval | 1 |
| Perry, Leon | 1 |
| Perth Amboy, Monroe | 1 |
| Spring Park, Alachua | 1 |
| Steinhatchee, Madison | 1 |
| South Burlington, Orange | 1 |
| Shannon, Collier | 1 |
| Soldotna, Broward | 1 |
| Saint Cloud, Lee | 1 |
| Saint Johns, Orange | 1 |
| San Antonio, Sarasota | 1 |
| San Antonio, Unknown | 1 |
| Sanford, Volusia | 1 |
| Wesley Chapel, Alachua | 1 |
| Wheaton, Lee | 1 |
| Wilmington, Broward | 1 |
| Winter Park, Osceola | 1 |
| Wood River, Polk | 1 |
| Worcester, Palm Beach | 1 |
| Winter Park, Alachua | 1 |
| Tampa, Volusia | 1 |
| Tangerine, Seminole | 1 |
| Tewksbury, Orange | 1 |
| Toms River, Dade | 1 |
| Umatilla, Alachua | 1 |
| University Of Central Florida, Monroe | 1 |
| Virginia Beach, Hernando | 1 |
| Waco, Broward | 1 |
| Washington, Broward | 1 |
| Marshall, Palm Beach | 1 |
| Marianna, Calhoun | 1 |
| Lemoyne, Manatee | 1 |
| Los Angeles, Palm Beach | 1 |
| Lyndhurst, Broward | 1 |
| Magnolia Square, Osceola | 1 |
| Maitland, Alachua | 1 |
| Lake In The Hills, Columbia | 1 |
| Lake Placid, Alachua | 1 |
| Kingsland, Duval | 1 |
| Kissimmee, Brevard | 1 |
| Lawrence Township, Palm Beach | 1 |
| Las Vegas, Orange | 1 |
| Lake Worth Beach, Broward | 1 |
| Lander, Citrus | 1 |
| Floral, Escambia | 1 |
| Grassy Key, Monroe | 1 |
| Gainesville, Baker | 1 |
| Gilmer, Dade | 1 |

COVID-19: characteristics of 1,967,372 Florida resident cases

Data through Mar 19, 2021 verified as of Mar 20, 2021 at 09:25 AM

Data in this report are provisional and subject to change.

The table below includes the cities and counties of residence for cases in Florida residents based on the patient's ZIP Code. Note that city is not always received as part of the initial notification and may be missing while the case is being investigated.

| City and county | Cases |
|----------------------------|-------|
| Haverford, Hillsborough | 1 |
| Herrin, Orange | 1 |
| Jacksonville, Manatee | 1 |
| Jamaica, Broward | 1 |
| Jupiter, Unknown | 1 |
| Jersey City, Polk | 1 |
| Bryant, Alachua | 1 |
| Bronx, Broward | 1 |
| Buffalo, Palm Beach | 1 |
| Carol Stream, Orange | 1 |
| Castleberry, Escambia | 1 |
| Charlotte, Pasco | 1 |
| Apo, Pasco | 1 |
| Apopka, Flagler | 1 |
| 99, Unknown | 1 |
| Alanson, Bay | 1 |
| Aollywoss, Dade | 1 |
| Boca Raton, Unknown | 1 |
| Bohealia, Lee | 1 |
| Blowing Rock, Polk | 1 |
| Belleair, Hillsborough | 1 |
| Dorchester, Orange | 1 |
| Deland, Polk | 1 |
| Dallas, Lee | 1 |
| De Leon Springs, Putnam | 1 |
| Dearborn, Lee | 1 |
| Estero, Collier | 1 |
| Fanning Springs, Levy | 1 |
| Fargo, Unknown | 1 |
| Felton, Manatee | 1 |
| Clear Brook, Lee | 1 |
| Crestview, Holmes | 1 |
| Cumberland, Palm Beach | 1 |
| Dade City, Hillsborough | 1 |
| College Station, Lake | 1 |
| Columbus, Brevard | 1 |
| Cookeville, Seminole | 1 |
| Zolfo Springs, Polk | 1 |
| Winter Garden, Pinellas | 1 |
| Winter Park, Broward | 1 |
| Winter Park, Indian River | 1 |
| Westbrook, Dade | 1 |
| Wichita, Volusia | 1 |
| Winder Garden, Orange | 1 |
| Windermere, Leon | 1 |
| Windermere, Osceola | 1 |
| Windermere, Seminole | 1 |
| Winter Garden, Broward | 1 |
| Washington, Unknown | 1 |
| Wells, Polk | 1 |
| Venice, Unknown | 1 |
| Vernon, Unknown | 1 |
| Tulsa, Orange | 1 |
| Tiffin, Highlands | 1 |
| Sun City Center, Hardee | 1 |
| Sunny Isles Beach, Broward | 1 |
| Tallahassee, Duval | 1 |
| Tallahassee, Unknown | 1 |
| Tampa, Palm Beach | 1 |

COVID-19: characteristics of 1,967,372 Florida resident cases

Data through Mar 19, 2021 verified as of Mar 20, 2021 at 09:25 AM

Data in this report are provisional and subject to change.

The table below includes the cities and counties of residence for cases in Florida residents based on the patient's ZIP Code. Note that city is not always received as part of the initial notification and may be missing while the case is being investigated.

| City and county | Cases |
|--------------------------------------|-------|
| Tavares, Marion | 1 |
| Saint Cloud, Unknown | 1 |
| Saint Johns, Unknown | 1 |
| Sarasota, Flagler | 1 |
| Saxis, Lee | 1 |
| Schenectady, Polk | 1 |
| Sebring, Lee | 1 |
| Shelton, Manatee | 1 |
| Sodus, Charlotte | 1 |
| Spring Hill , Hernando | 1 |
| Spring Hill, Dade | 1 |
| Starke, Clay | 1 |
| Stone Mountain, Palm Beach | 1 |
| Plantation, Orange | 1 |
| Pompano Beach, Martin | 1 |
| Parker, Dade | 1 |
| Parker, Leon | 1 |
| Peoria, Unknown | 1 |
| Palm Coast, Polk | 1 |
| Pacifica, Dade | 1 |
| Ormond Beach, Unknown | 1 |
| Oviedo, Brevard | 1 |
| Orlando, Sarasota | 1 |
| Saint Petersburg, St. Lucie | 1 |
| Sandford, Seminole | 1 |
| Rye, Duval | 1 |
| Rex, Duval | 1 |
| Potomac, Palm Beach | 1 |
| Port Everglades, Broward | 1 |
| Ocoee, Osceola | 1 |
| Okeechobee, Broward | 1 |
| North Pole, Seminole | 1 |
| North Port, Lee | 1 |
| Old Town, Alachua | 1 |
| Omaha, Palm Beach | 1 |
| Ona, Manatee | 1 |
| Oooooo, Unknown | 1 |
| Opa Locka, Broward | 1 |
| Orange Park , Duval | 1 |
| Orlando, Columbia | 1 |
| Orlando, Indian River | 1 |
| Orem, Broward | 1 |
| New Orleans, Palm Beach | 1 |
| Newark, Broward | 1 |
| Newburgh, Bay | 1 |
| Navarre, Dade | 1 |
| Macdill Air Force Base, Hillsborough | 1 |
| Los Angeles Ca, Unknown | 1 |
| Los Angeles, Hardee | 1 |
| Largo, Unknown | 1 |
| Littleton, Dade | 1 |
| Miami Beach, Broward | 1 |
| Middlesburg, Duval | 1 |
| Miami Lakes, Unknown | 1 |
| Miami, Hillsborough | 1 |
| Miami, Manatee | 1 |
| Margate, Dade | 1 |
| Marshall, Dade | 1 |
| Mary Esther, Unknown | 1 |

COVID-19: characteristics of 1,967,372 Florida resident cases

Data through Mar 19, 2021 verified as of Mar 20, 2021 at 09:25 AM

Data in this report are provisional and subject to change.

The table below includes the cities and counties of residence for cases in Florida residents based on the patient's ZIP Code. Note that city is not always received as part of the initial notification and may be missing while the case is being investigated.

| City and county | Cases |
|---------------------------|-------|
| Medford, Palm Beach | 1 |
| Harrison, Pinellas | 1 |
| Holly Ridge, Orange | 1 |
| Homeless, Polk | 1 |
| Homosassa, Hernando | 1 |
| Leesburg, Marion | 1 |
| Lehigh Acres, Dade | 1 |
| Lewisburg, Pasco | 1 |
| Lake City, Hamilton | 1 |
| La Grange, Dade | 1 |
| Jerusalem, St. Johns | 1 |
| East Hampton, Palm Beach | 1 |
| Cypress, Leon | 1 |
| Davenport, Orange | 1 |
| Deland, St. Lucie | 1 |
| Deltona, Orange | 1 |
| Fort Myers-, Lee | 1 |
| Fort Pierce, Unknown | 1 |
| Gainesville, Duval | 1 |
| Granada Hills, Broward | 1 |
| Guilford, Dade | 1 |
| Hailandale, Unknown | 1 |
| Fort Myers, Manatee | 1 |
| Foley, Escambia | 1 |
| Conway, Leon | 1 |
| Coventry, Broward | 1 |
| Clermont, Volusia | 1 |
| Clewiston, Glades | 1 |
| Bridgeport, Dade | 1 |
| Bronx, Palm Beach | 1 |
| Cartersville, Unknown | 1 |
| Altoona, Marion | 1 |
| Anaheim, Unknown | 1 |
| Argyle, Walton | 1 |
| Athens, Duval | 1 |
| Bogota, Orange | 1 |
| Bradenton, Dade | 1 |
| Bradenton, Osceola | 1 |
| Dona Vista, Lake | 1 |
| East Setauket, Palm Beach | 1 |
| El Dorado, Palm Beach | 1 |
| Fleming Island, Duval | 1 |
| Fellsmere, Brevard | 1 |
| Crestview, Broward | 1 |
| Clearwater, Leon | 1 |
| Charlotte, Alachua | 1 |
| Dalecity, Okaloosa | 1 |
| Daytona Beach, Orange | 1 |
| Deerfield Beach, Polk | 1 |
| Crystal River, Marion | 1 |
| Crystal River, Unknown | 1 |
| Canton, Duval | 1 |
| Cantonment, Santa Rosa | 1 |
| Cape Coral, Unknown | 1 |
| Brooklyn, Polk | 1 |
| Bryceville, Duval | 1 |
| Bradenton, Lee | 1 |
| Boca Raton, Dade | 1 |
| Boca Raton, Madison | 1 |

COVID-19: characteristics of 1,967,372 Florida resident cases

Data through Mar 19, 2021 verified as of Mar 20, 2021 at 09:25 AM

Data in this report are provisional and subject to change.

The table below includes the cities and counties of residence for cases in Florida residents based on the patient's ZIP Code. Note that city is not always received as part of the initial notification and may be missing while the case is being investigated.

| City and county | Cases |
|--------------------------------|-------|
| Bogota, Unknown | 1 |
| Bal Harbour, Broward | 1 |
| Atlanta, Walton | 1 |
| Attalla, Broward | 1 |
| Auburn, Palm Beach | 1 |
| Autaugaville, Broward | 1 |
| Apopka, Volusia | 1 |
| Alachua, Suwannee | 1 |
| Alafaya, Broward | 1 |
| Alafaya, Pinellas | 1 |
| Macclenny, Dixie | 1 |
| Madison, Jefferson | 1 |
| Maitland, Collier | 1 |
| Miami Dade, Unknown | 1 |
| Merrick, Palm Beach | 1 |
| Metter, Manatee | 1 |
| Miami, Osceola | 1 |
| Miamiardens, Unknown | 1 |
| Miamksaohes, Dade | 1 |
| Jacksonville, Baker | 1 |
| Jacksonville, Marion | 1 |
| Jupiter Inlet, Palm Beach | 1 |
| Jzx, Unknown | 1 |
| Irmo, Unknown | 1 |
| Key West, Palm Beach | 1 |
| Kilgore, Dade | 1 |
| Lake Clarke Shores, Palm Beach | 1 |
| Lake Forest, Collier | 1 |
| Land O Lakes, Unknown | 1 |
| Lawton, Okaloosa | 1 |
| Levittown, Palm Beach | 1 |
| Lima, Manatee | 1 |
| Lima, Volusia | 1 |
| Florida City, Unknown | 1 |
| Fort Lauderdale, Collier | 1 |
| Fort Myers, Alachua | 1 |
| Gainesville, Levy | 1 |
| Glen Cove, Unknown | 1 |
| Glen Saint Mary, Duval | 1 |
| Golden Oak, Hillsborough | 1 |
| Golf, Palm Beach | 1 |
| Greensboro, Leon | 1 |
| Immokalee, Walton | 1 |
| Twentynine Palms, Broward | 1 |
| Surprise, Unknown | 1 |
| Syracuse, Unknown | 1 |
| Waukesha, Volusia | 1 |
| Venezuela, Unknown | 1 |
| St Cloud, Orange | 1 |
| St Helena Is, Dade | 1 |
| South Miami, Broward | 1 |
| Saint Petersburg, Bay | 1 |
| San Marcos, Unknown | 1 |
| Vernon, Walton | 1 |
| West Miami, Unknown | 1 |
| Whippany, Volusia | 1 |
| Xifamk, Dade | 1 |
| Windermere, Alachua | 1 |
| Winfield, Hillsborough | 1 |

COVID-19: characteristics of 1,967,372 Florida resident cases

Data through Mar 19, 2021 verified as of Mar 20, 2021 at 09:25 AM

Data in this report are provisional and subject to change.

The table below includes the cities and counties of residence for cases in Florida residents based on the patient's ZIP Code. Note that city is not always received as part of the initial notification and may be missing while the case is being investigated.

| City and county | Cases |
|------------------------------|-------|
| Winter Garden, Unknown | 1 |
| Winter Park, Brevard | 1 |
| Winter Park, Unknown | 1 |
| Ocala, Duval | 1 |
| Okeechobi, Unknown | 1 |
| North Brunswick, St. Lucie | 1 |
| North Grafton, Dade | 1 |
| North Lauderdale, Unknown | 1 |
| North Porte, Unknown | 1 |
| Notrealville, Polk | 1 |
| Monument, Broward | 1 |
| Morrisville, Palm Beach | 1 |
| Myrtle Beach, Broward | 1 |
| Nashville, Palm Beach | 1 |
| Mokena, Lee | 1 |
| Orlando, Walton | 1 |
| Oviedo, Lake | 1 |
| Pensacola, Dade | 1 |
| Panomo City, Bay | 1 |
| Parrish, Sarasota | 1 |
| Orlando, Gadsden | 1 |
| Orlando, Hernando | 1 |
| Orlando, St. Johns | 1 |
| Orem, Dade | 1 |
| Orlando, Citrus | 1 |
| Rye, Palm Beach | 1 |
| Ridgewood, Lee | 1 |
| Roayl Palm Beach, Palm Beach | 1 |
| Roseville, Broward | 1 |
| Plantation, Leon | 1 |
| Pooler, Broward | 1 |
| Port St. Lucie, Unknown | 1 |
| Punta Gorda, Sarasota | 1 |
| Putnam, Putnam | 1 |
| Denton, Broward | 1 |
| Destin, Bay | 1 |
| Clearwater, Hillsborough | 1 |
| Coal City, Pasco | 1 |
| Crescent City, Marion | 1 |
| Crestview, Unknown | 1 |
| Commerce Township, Manatee | 1 |
| Coral Gables , Dade | 1 |
| Crawfordville, Alachua | 1 |
| Fort Lauderdale, Lee | 1 |
| Eureka, Flagler | 1 |
| Evansville, Citrus | 1 |
| Fort Worth, Broward | 1 |
| Franklin, Orange | 1 |
| Frostproof, Highlands | 1 |
| Gainesville, Palm Beach | 1 |
| Gainesville, Santa Rosa | 1 |
| Brownsville, Escambia | 1 |
| Bonnie, St. Johns | 1 |
| Belleair Bluffs, Unknown | 1 |
| Celebration, Orange | 1 |
| Chicago, Broward | 1 |
| Choctaw Beach, Unknown | 1 |
| Austin, Dade | 1 |
| Apo, Collier | 1 |

COVID-19: characteristics of 1,967,372 Florida resident cases

Data through Mar 19, 2021 verified as of Mar 20, 2021 at 09:25 AM

Data in this report are provisional and subject to change.

The table below includes the cities and counties of residence for cases in Florida residents based on the patient's ZIP Code. Note that city is not always received as part of the initial notification and may be missing while the case is being investigated.

| City and county | Cases |
|------------------------------------|-------|
| Big Torch Key, Monroe | 1 |
| Black, Holmes | 1 |
| Boca Raton, Lee | 1 |
| Bonifay, Unknown | 1 |
| 8852 Teacher Ln, Pasco | 1 |
| Addison, Pasco | 1 |
| Apopka, Citrus | 1 |
| Apopka, Hillsborough | 1 |
| Arabi, Orange | 1 |
| Litchfield Park, Monroe | 1 |
| Littleton, St. Johns | 1 |
| Lake Worth, Unknown | 1 |
| Lake In The Hills, Broward | 1 |
| Jupiter, Pinellas | 1 |
| Kansas City, Palm Beach | 1 |
| Indianapolis, Lee | 1 |
| Gwynn Oak, Polk | 1 |
| Milford, Bay | 1 |
| Milford, Unknown | 1 |
| New Canaan, Dade | 1 |
| Na, Dade | 1 |
| Missing, Franklin | 1 |
| Mossy Head, Walton | 1 |
| Mattoon, Lee | 1 |
| Melbourne, Volusia | 1 |
| Los Angeles, Orange | 1 |
| Maitland, Palm Beach | 1 |
| Marianna, Leon | 1 |
| Marianna, Washington | 1 |
| Mary Esther, Hillsborough | 1 |
| Saint Charles, Orange | 1 |
| Roswell, Bay | 1 |
| Ruskin, Dade | 1 |
| Ruskin, Manatee | 1 |
| Scottsdale, Brevard | 1 |
| Scottsdale, Palm Beach | 1 |
| Saint Petersburg, Duval | 1 |
| Saint Petersburg, Manatee | 1 |
| Tampa, Duval | 1 |
| Tavares, Unknown | 1 |
| Temple, Palm Beach | 1 |
| St Peterburg, Orange | 1 |
| Stiamk, Dade | 1 |
| Summerdale, Escambia | 1 |
| Surfside Beach, Orange | 1 |
| Sun City Center, Lee | 1 |
| Port Saint Lucie, Marion | 1 |
| Port St Luice, Unknown | 1 |
| Plymouth, Pasco | 1 |
| Pensacola Naval Hospital, Escambia | 1 |
| Pass-A-Grille, Pinellas | 1 |
| Oviedo, Orange | 1 |
| Pace, Escambia | 1 |
| Painted Post, Pasco | 1 |
| Palatka, Marion | 1 |
| Newaygo, Charlotte | 1 |
| North Port, Charlotte | 1 |
| Okeechobee, Unknown | 1 |
| Winnetka, Dade | 1 |

COVID-19: characteristics of 1,967,372 Florida resident cases

Data through Mar 19, 2021 verified as of Mar 20, 2021 at 09:25 AM

Data in this report are provisional and subject to change.

The table below includes the cities and counties of residence for cases in Florida residents based on the patient's ZIP Code. Note that city is not always received as part of the initial notification and may be missing while the case is being investigated.

| City and county | Cases |
|--------------------------------|-------|
| Winter Garden, Osceola | 1 |
| Winter Haven, Osceola | 1 |
| Winter Park, Duval | 1 |
| Winter Park, Palm Beach | 1 |
| Weston, Unknown | 1 |
| Wildwood, Lee | 1 |
| Willington, Lee | 1 |
| Winter Springs, Polk | 1 |
| Youngstown, Washington | 1 |
| West Hollywood, Broward | 1 |
| Wakefield, Broward | 1 |
| Waverly, Duval | 1 |
| Wabasha, Clay | 1 |
| Unknown, Duval | 1 |
| Upland, Manatee | 1 |
| Crossings, Unknown | 1 |
| Davenport, Lake | 1 |
| Davie, Unknown | 1 |
| Dayton, Orange | 1 |
| Dearborn Heights, Hillsborough | 1 |
| Edgewood, Broward | 1 |
| Elkton, Putnam | 1 |
| Chesterfield, Broward | 1 |
| Carteret, Polk | 1 |
| Cincinnati, Dade | 1 |
| Connellsville, Highlands | 1 |
| Armstrong, St. Johns | 1 |
| Atl, Brevard | 1 |
| Alva, Escambia | 1 |
| Andalusia, Escambia | 1 |
| Arcadia, Highlands | 1 |
| Baker, Santa Rosa | 1 |
| Belleville, Palm Beach | 1 |
| Belmont, Santa Rosa | 1 |
| Blountstown, Broward | 1 |
| Bronson, Alachua | 1 |
| Brooker, Alachua | 1 |
| Bradenton, Clay | 1 |
| Brandon, Pinellas | 1 |
| Bonita, Lee | 1 |
| Bocaraten, Palm Beach | 1 |
| Middletown, Osceola | 1 |
| Missing, Gilchrist | 1 |
| Monroe, Hillsborough | 1 |
| Nantucket, Palm Beach | 1 |
| New Vernon, Palm Beach | 1 |
| Mayaguez, Dade | 1 |
| Macclenny, Duval | 1 |
| Mantua, Broward | 1 |
| Longwood, Broward | 1 |
| Lucedale, St. Lucie | 1 |
| Kure Beach, Monroe | 1 |
| Lakeland, Palm Beach | 1 |
| Hudson, Pinellas | 1 |
| Hoosick Falls, Broward | 1 |
| Indian Rock Beach, Palm Beach | 1 |
| Interlachen, Duval | 1 |
| Kechi, Orange | 1 |
| Floral, Okaloosa | 1 |

COVID-19: characteristics of 1,967,372 Florida resident cases

Data through Mar 19, 2021 verified as of Mar 20, 2021 at 09:25 AM

Data in this report are provisional and subject to change.

The table below includes the cities and counties of residence for cases in Florida residents based on the patient's ZIP Code. Note that city is not always received as part of the initial notification and may be missing while the case is being investigated.

| City and county | Cases |
|------------------------------------|-------|
| Forestville, Volusia | 1 |
| Gibsonton, Unknown | 1 |
| Gainesville, Okaloosa | 1 |
| Gainesville, Unknown | 1 |
| Greenbrier, Bay | 1 |
| Groveland, Orange | 1 |
| Hialeahgardens, Dade | 1 |
| Hiram, Leon | 1 |
| Westlake Village, Unknown | 1 |
| White Plains, Broward | 1 |
| Whites Creek, Leon | 1 |
| Windermere, Volusia | 1 |
| Wtixrat, Dade | 1 |
| Watersound, Bay | 1 |
| Unk, Duval | 1 |
| Ventura, Orange | 1 |
| University Of Central Florida, Lee | 1 |
| Trenton, Dixie | 1 |
| Unknown, Unknown | 1 |
| Toms River, Lee | 1 |
| Tourist, Dade | 1 |
| Seffenner, Hillsborough | 1 |
| Seminole, Lee | 1 |
| Saint Petersburg, Charlotte | 1 |
| Puerto Rico, Unknown | 1 |
| Punta Gorda, Unknown | 1 |
| Randolph, Orange | 1 |
| Rivera Beach, Palm Beach | 1 |
| Saint Augustine, Flagler | 1 |
| Sunrtise, Dade | 1 |
| Tallahassee, Madison | 1 |
| Stratford, Broward | 1 |
| Pembroke Pines, Orange | 1 |
| Pensacola, Sumter | 1 |
| Paducah, Manatee | 1 |
| Palm Coast, Unknown | 1 |
| Perth Amboy, Hillsborough | 1 |
| Port Orange, Brevard | 1 |
| Powell, Lee | 1 |
| Newberry, Levy | 1 |
| North Laud, Unknown | 1 |
| Ocala, Citrus | 1 |
| Ocoee, Unknown | 1 |
| Odessa, Dade | 1 |
| Oldsrav, Manatee | 1 |
| Orlando, Jackson | 1 |
| Orlando, Lee | 1 |
| Prattville, Hillsborough | 1 |
| Prestonsburg, Bay | 1 |
| Quincy, Jackson | 1 |
| Rapid City, Broward | 1 |
| Russellville, Bay | 1 |
| Sagamore Beach, Charlotte | 1 |
| Saint Augustine, Broward | 1 |
| Saint Cloud, Palm Beach | 1 |
| Petersburg, Manatee | 1 |
| Piasa, Putnam | 1 |
| Saint Joseph, Volusia | 1 |
| San Antonio, Orange | 1 |

COVID-19: characteristics of 1,967,372 Florida resident cases

Data through Mar 19, 2021 verified as of Mar 20, 2021 at 09:25 AM

Data in this report are provisional and subject to change.

The table below includes the cities and counties of residence for cases in Florida residents based on the patient's ZIP Code. Note that city is not always received as part of the initial notification and may be missing while the case is being investigated.

| City and county | Cases |
|-------------------------------|-------|
| Sanford, Unknown | 1 |
| Seminole, Leon | 1 |
| Suitland, Volusia | 1 |
| Shalimar, Unknown | 1 |
| Shirley, Flagler | 1 |
| Oldsmar, Hillsborough | 1 |
| Olean, Alachua | 1 |
| North Palm Beach, Orange | 1 |
| Northport, Sarasota | 1 |
| Oakland, Lee | 1 |
| Missing, Levy | 1 |
| Myakka City, Sarasota | 1 |
| New Middletown, Hillsborough | 1 |
| New Port Richey, Pinellas | 1 |
| New Port Richey, Unknown | 1 |
| Newberry, Marion | 1 |
| Newtown, Lake | 1 |
| Orlo Vista, Orange | 1 |
| Other, Dade | 1 |
| Palm Beach Gardens, Unknown | 1 |
| Palmetto Bay, Palm Beach | 1 |
| Palmetto, Pasco | 1 |
| Parma, Manatee | 1 |
| Pass-A-Grille Beach, Pinellas | 1 |
| Syracuse, Polk | 1 |
| Tallahassee, Dade | 1 |
| Tamarac, Dade | 1 |
| Tampa, Unknown | 1 |
| Tavares, Orange | 1 |
| Tequesta, Martin | 1 |
| Topsham, Manatee | 1 |
| Town Of Nocatee, St. Johns | 1 |
| Troy, Manatee | 1 |
| Unkn, Duval | 1 |
| Waipahu, Santa Rosa | 1 |
| Ward, Polk | 1 |
| Wellborn, Columbia | 1 |
| Sunbright, Palm Beach | 1 |
| Winter Garden, Duval | 1 |
| Woodbine, Nassau | 1 |
| West Aplm Beach, Palm Beach | 1 |
| West Yarmouth, St. Lucie | 1 |
| Venetian Islands, Dade | 1 |
| Yulee, St. Johns | 1 |
| Zephyrhills, Hillsborough | 1 |
| Matawan, Palm Beach | 1 |
| Mckinney, Broward | 1 |
| Miamc, Dade | 1 |
| Milford, Lee | 1 |
| Missing, Okeechobee | 1 |
| Monroe Township, Palm Beach | 1 |
| Moore Haven, Okeechobee | 1 |
| Morrisville, Unknown | 1 |
| Lake Butler, Alachua | 1 |
| Kingsland, Nassau | 1 |
| Knoxville, Bay | 1 |
| Ldhl, Broward | 1 |
| Las Vegas, Palm Beach | 1 |
| Longwood, Volusia | 1 |

COVID-19: characteristics of 1,967,372 Florida resident cases

Data through Mar 19, 2021 verified as of Mar 20, 2021 at 09:25 AM

Data in this report are provisional and subject to change.

The table below includes the cities and counties of residence for cases in Florida residents based on the patient's ZIP Code. Note that city is not always received as part of the initial notification and may be missing while the case is being investigated.

| City and county | Cases |
|----------------------------|-------|
| Lincoln, St. Lucie | 1 |
| Little Neck, Lee | 1 |
| Jupiter, St. Lucie | 1 |
| Kenilworth, Leon | 1 |
| Key West, Duval | 1 |
| Keys West, Unknown | 1 |
| Jacksonville, Orange | 1 |
| Jefferson, Dade | 1 |
| Jonesboro, Leon | 1 |
| Inverness, Marion | 1 |
| Inwood, Broward | 1 |
| Irvine, Marion | 1 |
| Istachatta, Hernando | 1 |
| Homeless, Monroe | 1 |
| Homeless, Pinellas | 1 |
| Howell, Dade | 1 |
| Hudson, Hernando | 1 |
| Hoclywsod, Dade | 1 |
| Holiday, Pinellas | 1 |
| Hernando, Marion | 1 |
| Hialeah, Collier | 1 |
| Indian Rocks Beach, Duval | 1 |
| Indiantown, Palm Beach | 1 |
| Inglewood, Sarasota | 1 |
| Dallas, Hernando | 1 |
| Dearborn, Broward | 1 |
| Deer Park, Dade | 1 |
| Carmel, Orange | 1 |
| Cedar Springs, Hernando | 1 |
| Caracas, Dade | 1 |
| Coconut Ck, Unknown | 1 |
| Chicago, Unknown | 1 |
| Brooklyn, Dade | 1 |
| Brooklyn, Lee | 1 |
| Bonnie, Broward | 1 |
| Boston, Broward | 1 |
| Bel Air, Collier | 1 |
| Apopka, Clay | 1 |
| Asheville, Highlands | 1 |
| Astoria, Broward | 1 |
| Atmore, Escambia | 1 |
| Bartow, Hardee | 1 |
| O, Manatee | 1 |
| Acworth, Okaloosa | 1 |
| Alachua, Duval | 1 |
| Alpharetta, Broward | 1 |
| Downingtown, Broward | 1 |
| Downingtown, Hillsborough | 1 |
| Dpo, Santa Rosa | 1 |
| Dunedin, Unknown | 1 |
| Deerfield, Dade | 1 |
| Deland, Seminole | 1 |
| Dayton, Lake | 1 |
| Daytona Beach, Pinellas | 1 |
| Erie, Monroe | 1 |
| East Palatka, Hillsborough | 1 |
| Eastpoint, Leon | 1 |
| Deltona, Seminole | 1 |
| Fort Lauderdale, Leon | 1 |

COVID-19: characteristics of 1,967,372 Florida resident cases

Data through Mar 19, 2021 verified as of Mar 20, 2021 at 09:25 AM

Data in this report are provisional and subject to change.

The table below includes the cities and counties of residence for cases in Florida residents based on the patient's ZIP Code. Note that city is not always received as part of the initial notification and may be missing while the case is being investigated.

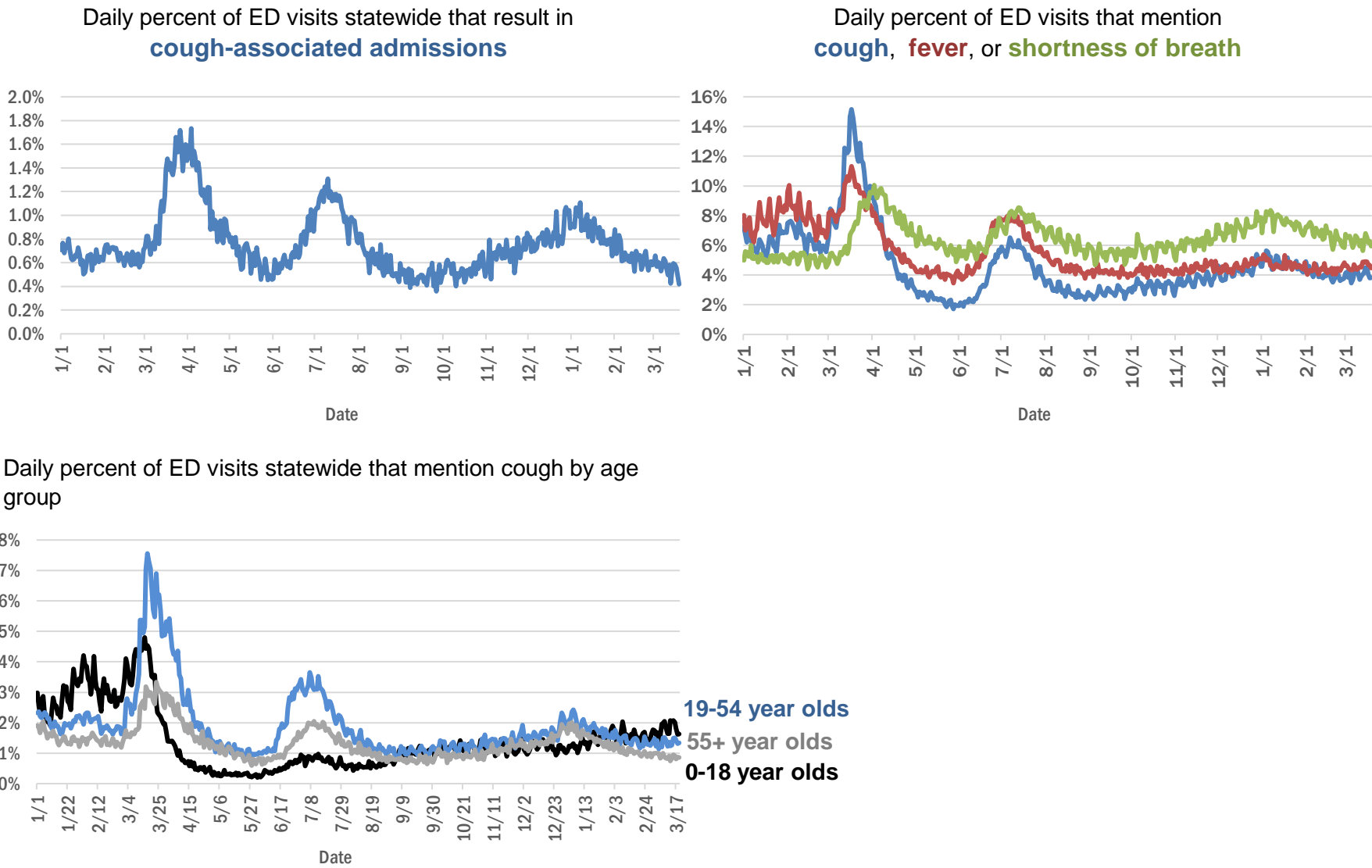
| City and county | Cases |
|-------------------------|-----------|
| Fort Myers, Sarasota | 1 |
| Fort Pierce, Palm Beach | 1 |
| Fort White, Clay | 1 |
| Garden City, Alachua | 1 |
| Gaylord, Orange | 1 |
| Gotcha, Orange | 1 |
| Greensburg, Palm Beach | 1 |
| Haines City, Osceola | 1 |
| Hallandale, Unknown | 1 |
| Helen, Bay | 1 |
| Total | 1,967,372 |

COVID-19: additional surveillance information

Data through Mar 19, 2021 verified as of Mar 20, 2021 at 09:25 AM

Data in this report are provisional and subject to change.

Statewide emergency department (ED) chief complaint and admission data



The Electronic Surveillance System for the Early Notification of Community-Based Epidemics (ESSENCE-FL) includes chief complaint data from 211 of 211 Florida EDs. Data are transmitted electronically to ESSENCE-FL daily or hourly.

COVID-19: testing by laboratory

Data through Mar 19, 2021 verified as of Mar 20, 2021 at 09:25 AM

Data in this report are provisional and subject to change.

The numbers in the table below represent the number of Florida and non-Florida residents for whom test results were received by the Department of Health. A person can be tested by more than one laboratory and can have both positive and negative results. **Therefore, the sum of the numbers in each column will be larger than the total number of people tested.**

| Reporting lab | Inconclusive | Negative | Positive | Percent positive | Total |
|---|--------------|-----------|----------|------------------|-----------|
| CURATIVE LABS | 14,749 | 1,582,063 | 240,515 | 13% | 1,837,327 |
| LABORATORY CORPORATION OF AMERICA | 2,549 | 1,613,033 | 219,577 | 12% | 1,835,159 |
| QUEST DIAGNOSTICS | 11,831 | 1,367,041 | 201,098 | 13% | 1,579,970 |
| BIO REFERENCE LABORATORIES, INC | 7,567 | 934,985 | 179,499 | 16% | 1,122,051 |
| HELIX | 8,869 | 647,346 | 112,899 | 15% | 769,114 |
| REALTOX LABS LLC | 6,513 | 596,357 | 97,983 | 14% | 700,853 |
| NOMI_HEALTH | 2,790 | 450,160 | 61,873 | 12% | 514,823 |
| RCA LABORATORY SERVICES, LLC/GENETWORX | | 412,208 | 44,559 | 10% | 456,767 |
| GENETWORX | 661 | 390,598 | 32,976 | 8% | 424,235 |
| CDR MAGUIRE - HEALTH CARE CENTER | | 338,623 | 51,551 | 13% | 390,174 |
| PALM BEACH BALLPARK | | 232,614 | 23,345 | 9% | 255,959 |
| IMPACT HEALTH BIOMETRIC TESTING, INC | 1,041 | 220,850 | 26,160 | 11% | 248,051 |
| PWNHEALTH | 1,583 | 216,991 | 28,893 | 12% | 247,467 |
| EAST FLORIDA STATE COLLEGE - BREVARD | | 212,886 | 26,986 | 11% | 239,872 |
| BPHL-JACKSONVILLE | 18 | 187,962 | 32,506 | 15% | 220,486 |
| NOMI HEALTH LAB SERVICES | | 172,673 | 19,913 | 10% | 192,586 |
| ADVENTHEALTH LAB | 99 | 164,723 | 21,154 | 11% | 185,976 |
| FULGENT DIAGNOSTICS LABORATORY | 3,351 | 154,695 | 17,370 | 10% | 175,416 |
| MAKO GENOMICS | 7,759 | 139,860 | 25,491 | 15% | 173,110 |
| BPHL-MIAMI | 225 | 145,576 | 24,309 | 14% | 170,110 |
| CB SMITH PARK | | 150,116 | 18,792 | 11% | 168,908 |
| MAYO CLINIC LABORATORIES | 336 | 138,906 | 17,481 | 11% | 156,723 |
| ELABNETWORK | 1,059 | 138,379 | 11,825 | 8% | 151,263 |
| BAYCARE LABORATORIES LLC | 602 | 133,452 | 11,550 | 8% | 145,604 |
| MEMORIAL REGIONAL HOSPITAL SOUTH | 27 | 115,685 | 23,611 | 17% | 139,323 |
| ASCENSION SACRED HEART HOSPITAL - PENSACOLA | 2 | 115,212 | 17,903 | 13% | 133,117 |
| ORLANDO HEALTH SYSTEM | 683 | 118,317 | 12,161 | 9% | 131,161 |
| NORTHWEST LABORATORY | 246 | 121,083 | 6,475 | 5% | 127,804 |
| BIOCOLLECTIONS WORLDWIDE, INC | 738 | 110,651 | 13,511 | 11% | 124,900 |
| AEGIS SCIENCES CORPORATION | 989 | 100,804 | 16,746 | 14% | 118,539 |
| ADVENT HEALTH LAB | 112 | 101,258 | 13,956 | 12% | 115,326 |
| MEDICAL DIAGNOSTIC LABORATORIES | 976 | 98,586 | 14,220 | 12% | 113,782 |
| AKESOGEN | | 92,790 | 17,936 | 16% | 110,726 |
| TESTING MATTERS INC | 777 | 92,669 | 16,287 | 15% | 109,733 |
| BPHL-TAMPA (SPECTRUM BLVD) | 45 | 90,703 | 16,672 | 16% | 107,420 |
| UF HEALTH MEDICAL LAB | 33 | 97,781 | 9,153 | 9% | 106,967 |
| TAMPA GENERAL HOSPITAL | 4 | 92,639 | 8,864 | 9% | 101,507 |
| KORVALABS, INC | 1,285 | 91,552 | 4,704 | 5% | 97,541 |
| DIATHERIX LABORATORIES (VRL EUROFINS) | 1 | 84,768 | 12,590 | 13% | 97,359 |
| SUNPATH MEDICAL DIAGNOSTICS LABORATORY | 825 | 78,232 | 12,035 | 13% | 91,092 |
| BAPTIST HEALTH SOUTH FLORIDA | 362 | 78,243 | 11,983 | 13% | 90,588 |
| ASCENSION ST VINCENT'S - RIVERSIDE | 1 | 71,479 | 10,100 | 12% | 81,580 |
| JACKSON MEMORIAL HOSPITAL CLINICAL LAB | 79 | 63,682 | 11,542 | 15% | 75,303 |
| SOUTH MIAMI HOSPITAL LAB | 445 | 65,496 | 9,357 | 12% | 75,298 |
| LAKELAND REGIONAL MEDICAL CENTER | 129 | 66,276 | 8,676 | 12% | 75,081 |
| UF HEALTH SHANDS HOSPITAL | 487 | 61,561 | 4,514 | 7% | 66,562 |
| AMERICAN HEALTH ASSOCIATES | 9 | 60,567 | 5,195 | 8% | 65,771 |

COVID-19: testing by laboratory

Data through Mar 19, 2021 verified as of Mar 20, 2021 at 09:25 AM

Data in this report are provisional and subject to change.

The numbers in the table below represent the number of Florida and non-Florida residents for whom test results were received by the Department of Health. A person can be tested by more than one laboratory and can have both positive and negative results. **Therefore, the sum of the numbers in each column will be larger than the total number of people tested.**

| Reporting lab | Inconclusive | Negative | Positive | Percent positive | Total |
|---|--------------|----------|----------|------------------|--------|
| INGENIOUS PERSONALIZED MEDICINE | 209 | 53,697 | 10,874 | 17% | 64,780 |
| AIT LABORATORIES | | 53,131 | 6,488 | 11% | 59,619 |
| APPLIED INGENUITY DIAGNOSTICS LLC | | 53,256 | 2,419 | 4% | 55,675 |
| BAPTIST HEALTH - JACKSONVILLE | 4 | 49,428 | 3,971 | 7% | 53,403 |
| ARUP LABORATORIES | 16 | 50,086 | 2,925 | 6% | 53,027 |
| GENESIS REFERENCE LABORATORIES | | 46,866 | 5,151 | 10% | 52,017 |
| TALLAHASSEE MEMORIAL HOSPITAL | 240 | 44,358 | 5,499 | 11% | 50,097 |
| MINUTECLINIC LLC | | 41,783 | 7,004 | 14% | 48,787 |
| SARASOTA MEMORIAL HOSPITAL MAIN LAB | 12 | 43,454 | 3,735 | 8% | 47,201 |
| ADVENTIST HEALTH SYSTEMS SUNBELT INC DBA | | 41,488 | 4,949 | 11% | 46,437 |
| BROWARD GENERAL MEDICAL CENTER-CLINICAL LAB | 2 | 41,219 | 4,519 | 10% | 45,740 |
| VIRACOR EUROFINS | | 35,759 | 9,841 | 22% | 45,600 |
| NICKLAUS CHILDREN'S HOSPITAL | 70 | 39,005 | 5,188 | 12% | 44,263 |
| FLORIDA HOSPITAL - TAMPA | 37 | 40,458 | 3,341 | 8% | 43,836 |
| MILLENNIUM PHYSICIAN GROUP | 17 | 35,187 | 6,792 | 16% | 41,996 |
| DWIC OF TAMPA BAY INC | | 36,104 | 4,483 | 11% | 40,587 |
| LEE HEALTH - CAPE CORAL HOSPITAL | 3 | 34,622 | 5,638 | 14% | 40,263 |
| UNIVERSITY OF MIAMI HOSPITAL | 139 | 36,170 | 3,690 | 9% | 39,999 |
| UF HEALTH JACKSONVILLE | 53 | 34,331 | 4,004 | 10% | 38,388 |
| MEDFAST URGENT CARE CENTERS, LLC | 20 | 33,006 | 4,941 | 13% | 37,967 |
| ECCO LAB GROUP CO | 522 | 31,921 | 4,642 | 13% | 37,085 |
| ORANGE COUNTY CONVENTION CENTER | | 33,330 | 3,703 | 10% | 37,033 |
| MIAMI DADE COUNTY | | 32,091 | 3,527 | 10% | 35,618 |
| WALGREENS | 35 | 29,621 | 5,467 | 16% | 35,123 |
| NORTH FLORIDA REGIONAL MEDICAL CENTER | | 29,582 | 3,468 | 10% | 33,050 |
| MOUNT SINAI MEDICAL CENTER | 10 | 29,691 | 3,179 | 10% | 32,880 |
| INTEGRATED REGIONAL LABORATORIES LLP | 10 | 28,118 | 4,140 | 13% | 32,268 |
| ST JOSEPHS HOSPITAL LABORATORY | 23 | 28,296 | 3,618 | 11% | 31,937 |
| BRANDON REGIONAL HOSPITAL | | 28,131 | 3,654 | 11% | 31,785 |
| JUPITER MEDICAL CENTER LAB | 82 | 28,293 | 2,763 | 9% | 31,138 |
| STS LAB 2 LLC | 6 | 29,347 | 1,535 | 5% | 30,888 |
| GENESIS MEDICAL LABORATORY | 404 | 24,590 | 4,489 | 15% | 29,483 |
| NIGHT LITE PEDIATRIC CENTER LLC | | 26,057 | 2,833 | 10% | 28,890 |
| JFK MEDICAL CENTER LAB | 1 | 25,492 | 3,280 | 11% | 28,773 |
| PALMETTO GENERAL HOSPITAL LAB | 3 | 23,596 | 4,695 | 17% | 28,294 |
| WATSON CLINIC LLP | | 22,621 | 5,185 | 19% | 27,806 |
| HOLY CROSS HOSPITAL CLINICAL LAB | 1 | 25,024 | 2,359 | 9% | 27,384 |
| MALABAR MEDICAL WALK IN CLINIC | 1 | 21,818 | 4,503 | 17% | 26,322 |
| HEALTHLINK DIAGNOSTIC LABORATORIES | 293 | 23,192 | 2,383 | 9% | 25,868 |
| AVENTUS BIO LABS | 16 | 22,524 | 3,248 | 13% | 25,788 |
| INFINITY BIOLOGIX LLC (GINKO BIOWORKS) | 92 | 23,837 | 1,109 | 4% | 25,038 |
| ACCESS DX LABORATORY | 224 | 22,521 | 2,093 | 8% | 24,838 |
| MORTON PLANT HOSPITAL-ADLER INSTITUTE | 26 | 21,071 | 2,546 | 11% | 23,643 |
| AMELIA EARHART | | 20,292 | 3,069 | 13% | 23,361 |

COVID-19: testing by laboratory

Data through Mar 19, 2021 verified as of Mar 20, 2021 at 09:25 AM

Data in this report are provisional and subject to change.

The numbers in the table below represent the number of Florida and non-Florida residents for whom test results were received by the Department of Health. A person can be tested by more than one laboratory and can have both positive and negative results. **Therefore, the sum of the numbers in each column will be larger than the total number of people tested.**

| Reporting lab | Inconclusive | Negative | Positive | Percent positive | Total |
|--|--------------|----------|----------|------------------|--------|
| PANCARE OF FLORIDA INC | | 20,566 | 2,491 | 11% | 23,057 |
| LAB DIAGNOSTICS LLC | 393 | 16,921 | 5,337 | 24% | 22,651 |
| STATLAB_MOBILE | 1 | 20,338 | 2,054 | 9% | 22,393 |
| DRS CLACK SPENCER WHITE & MCCORMACK PA D/B/A | | 20,318 | 2,034 | 9% | 22,352 |
| CLEVELAND CLINIC HOSPITAL LAB | 4 | 19,646 | 2,368 | 11% | 22,018 |
| SAINT MARY'S MEDICAL CENTER | 24 | 19,695 | 2,256 | 10% | 21,975 |
| NAPLES COMMUNITY HOSPITAL | 72 | 19,646 | 2,031 | 9% | 21,749 |
| UNITED CLINICAL LABORATORY LLC | 3 | 18,957 | 2,486 | 12% | 21,446 |
| CLEVELAND CLINIC TRADITION HOSPITAL | | 19,884 | 1,476 | 7% | 21,360 |
| PATIENTS FIRST LAKE ELLA MEDICAL CENTER PA | | 17,650 | 3,266 | 16% | 20,916 |
| ADVENT HEALTH - DAYTONA BEACH | 32 | 18,890 | 1,705 | 8% | 20,627 |
| EXACT SCIENCES LABORATORIES | | 18,177 | 2,307 | 11% | 20,484 |
| BAYFRONT HEALTH - ST PETERSBURG | 17 | 17,520 | 2,441 | 12% | 19,978 |
| OSCEOLA REGIONAL MEDICAL CENTER | 1 | 16,796 | 2,336 | 12% | 19,133 |
| LEESBURG REGIONAL MEDICAL CENTER | | 16,426 | 2,251 | 12% | 18,677 |
| HOMESTEAD HOSPITAL CLINICAL LABORATORY | 27 | 15,066 | 3,216 | 18% | 18,309 |
| MEMORIAL HOSPITAL JACKSONVILLE | 8 | 15,111 | 2,761 | 15% | 17,880 |
| CLARITY LAB SOLUTIONS | 94 | 15,791 | 1,916 | 11% | 17,801 |
| NORTHWEST MEDICAL CENTER | 1 | 15,340 | 2,131 | 12% | 17,472 |
| HEALTH CENTER AT SINAI RESIDENCES | | 16,930 | 506 | 3% | 17,436 |
| BIOCERNA LABS | 461 | 14,582 | 2,112 | 12% | 17,155 |
| ORANGE PARK MEDICAL CENTER | 9 | 14,349 | 2,656 | 16% | 17,014 |
| INDIAN RIVER PATHOLOGY LLC | | 15,637 | 1,273 | 8% | 16,910 |
| BETHESDA HOSPITAL EAST | | 15,022 | 1,513 | 9% | 16,535 |
| ACCESS MEDICAL LABORATORIES | 4 | 8,473 | 8,003 | 49% | 16,480 |
| OAK HILL HOSPITAL | | 14,618 | 1,824 | 11% | 16,442 |
| DELRAY MEDICAL CENTER LAB | 3 | 14,714 | 1,669 | 10% | 16,386 |
| WELLINGTON REGIONAL MED CTR LAB | 6 | 14,468 | 1,796 | 11% | 16,270 |
| VISTA CLINICAL DIAGNOSTICS | 486 | 13,954 | 1,788 | 11% | 16,228 |
| LAWNWOOD REGIONAL MEDICAL CENTER | 1 | 13,842 | 2,217 | 14% | 16,060 |
| FULGENT DIAGNOSTICS | 171 | 14,746 | 984 | 6% | 15,901 |
| WEST KENDALL BAPTIST HOSPITAL | 13 | 12,876 | 2,949 | 19% | 15,838 |
| MEMORIAL REGIONAL HOSPITAL CLINICAL LABORATORY | 10 | 14,820 | 1,007 | 6% | 15,837 |
| THE HEALTHCARE DISTRICT OF PALM BEACH COUNTY | 50 | 13,436 | 1,944 | 13% | 15,430 |
| BAPTIST HEALTH - SOUTH | | 14,195 | 1,209 | 8% | 15,404 |
| LARGO MEDICAL CENTER | | 13,543 | 1,641 | 11% | 15,184 |
| WINTER HAVEN HOSPITAL CLINICAL LABORATORY | 4 | 12,790 | 2,282 | 15% | 15,076 |
| BAPTIST HEALTHCARE - BAPTIST HOSPITAL | 5 | 11,880 | 3,169 | 21% | 15,054 |
| ADVENTHEALTH CENTRA CARE LAKE BUENA VISTA | | 13,304 | 1,721 | 11% | 15,025 |
| PRIVA PATH LABS | 77 | 13,831 | 951 | 6% | 14,859 |
| UHEALTH CORAL GABLES/LENNAR MED CTR | 40 | 13,884 | 934 | 6% | 14,858 |
| LEE HEALTH - LEE MEMORIAL HOSPITAL | | 11,234 | 3,618 | 24% | 14,852 |
| MIAMI BEACH CONVENTION CENTER | | 13,792 | 817 | 6% | 14,609 |
| NONA SCIENTIFIC | 5 | 11,430 | 3,133 | 22% | 14,568 |
| INDIAN RIVER MEDICAL CENTER LAB | | 13,669 | 852 | 6% | 14,521 |

COVID-19: testing by laboratory

Data through Mar 19, 2021 verified as of Mar 20, 2021 at 09:25 AM

Data in this report are provisional and subject to change.

The numbers in the table below represent the number of Florida and non-Florida residents for whom test results were received by the Department of Health. A person can be tested by more than one laboratory and can have both positive and negative results. **Therefore, the sum of the numbers in each column will be larger than the total number of people tested.**

| Reporting lab | Inconclusive | Negative | Positive | Percent positive | Total |
|---|--------------|----------|----------|------------------|---------------|
| MOLECULAR INFECTIOUS DISEASES | 505 | 13,517 | 481 | 3% | 14,503 |
| MEDRITE MEDICAL CARE, PC | 6,839 | 6,994 | 654 | 5% | 14,487 |
| WEST FLORIDA HOSPITAL LAB | 1 | 11,406 | 3,027 | 21% | 14,434 |
| CARDIOPATH | 84 | 12,475 | 1,847 | 13% | 14,406 |
| MEDICAL CENTER OF TRINITY CLINICAL LABORATORY | 2 | 12,779 | 1,460 | 10% | 14,241 |
| PALMS WEST HOSPITAL LAB | 2 | 12,278 | 1,949 | 14% | 14,229 |
| NEMOURS CHILDRENS HOSPITAL | 1 | 13,422 | 794 | 6% | 14,217 |
| WESTSIDE REGIONAL MED CTR | 2 | 11,818 | 2,016 | 15% | 13,836 |
| GOOD SAMARITAN MEDICAL CENTER LAB | 2 | 12,043 | 1,773 | 13% | 13,818 |
| MERCY HOSPITAL A CAMPUS OF PLANTATION GEN HOSP LAB | 1 | 11,568 | 2,077 | 15% | 13,646 |
| REGIONAL MEDCIAL CENTER BAYONET POINT | 2 | 12,277 | 1,048 | 8% | 13,327 |
| THE VILLAGES REGIONAL HOSPITAL | | 11,836 | 1,359 | 10% | 13,195 |
| GULF COAST MEDICAL CENTER MICROLAB | | 10,380 | 2,793 | 21% | 13,173 |
| SYNERGY DIAGNOSTIC LABORATORY | 96 | 11,363 | 1,493 | 12% | 12,952 |
| LABS ASAP LLC | | 11,713 | 1,225 | 9% | 12,938 |
| ST ANTHONY'S HOSPITAL LAB | 30 | 11,169 | 1,543 | 12% | 12,742 |
| NATIONWIDE LABORATORY SERVICES INC | 425 | 10,732 | 1,507 | 12% | 12,664 |
| AVENTURA HOSPITAL LAB | | 10,232 | 2,372 | 19% | 12,604 |
| CORAL GABLES HOSPITAL CLINICAL LABORATORY | | 10,667 | 1,927 | 15% | 12,594 |
| CAPITAL REGIONAL MEDICAL CTR | | 10,089 | 2,381 | 19% | 12,470 |
| BLAKE MEDICAL CENTER | | 10,824 | 1,498 | 12% | 12,322 |
| HALIFAX MEDICAL CENTER LAB | 37 | 10,483 | 1,789 | 15% | 12,309 |
| WEST BOCA MEDICAL CENTER LAB | | 11,372 | 908 | 7% | 12,280 |
| BAPTIST HEALTH SOUTH FLORIDA - WEST KENDALL URGENT CARE | | 10,282 | 1,991 | 16% | 12,273 |
| LAKE CITY HM | | 11,147 | 988 | 8% | 12,135 |
| BINAXNOW | 9 | 9,174 | 2,864 | 24% | 12,047 |
| MANATEE MEMORIAL HOSPITAL | | 10,997 | 1,035 | 9% | 12,032 |
| LEE HEALTH - HEALTH PARK MEDICAL CENTER | | 10,100 | 1,899 | 16% | 11,999 |
| GENOVA DIAGNOSTICS LABORATORY | 65 | 10,867 | 1,060 | 9% | 11,992 |
| PWN HEALTH | 17 | 9,845 | 2,074 | 17% | 11,936 |
| FLORIDA HOSPITAL WATERMAN LABORATORY | 70 | 10,997 | 862 | 7% | 11,929 |
| ST JOSEPHS HOSPITAL | 18 | 10,262 | 1,637 | 14% | 11,917 |
| FLORIDA LABORATORY ANALYSIS | | 10,428 | 1,486 | 12% | 11,914 |
| PRECISION HEALTH RESOURCES LLC | | 11,143 | 748 | 6% | 11,891 |
| PALM BEACH GARDENS MEDICAL CTR LAB | | 10,644 | 1,152 | 10% | 11,796 |
| ST MARKS HOSPITAL LABORATORY B | 78 | 10,627 | 1,002 | 9% | 11,707 |
| PATHNOSTICS | 41 | 9,258 | 2,391 | 20% | 11,690 |
| LARKIN COMMUNITY HOSPITAL | 10 | 9,960 | 1,497 | 13% | 11,467 |
| COAST DIAGNOSTICS LLC | 45 | 10,166 | 1,238 | 11% | 11,449 |
| FLORIDA HOSPITAL HEARTLAND MED CTR CLINICAL LAB | 33 | 9,820 | 1,434 | 13% | 11,287 |
| LAKE CITY MEDICAL CENTER | | 9,002 | 2,203 | 20% | 11,205 |
| PLANTATION GENERAL HOSPITAL | | 9,401 | 1,704 | 15% | 11,105 |
| MEASE COUNTRYSIDE LAB | 14 | 9,839 | 1,219 | 11% | 11,072 |
| VIKOR SCIENTIFIC | 49 | 9,155 | 1,811 | 16% | 11,015 |
| EXPRESS GENE MOLECULAR DIAGNOSTICS LABORATORY | | 9,284 | 1,458 | 14% | 10,742 |
| FLORIDA MEDICAL CENTER - A CAMPUS OF NORTH SHORE | 2 | 9,405 | 1,293 | 12% | 10,700 |
| ADVENT HEALTH - WESLEY CHAPEL | 14 | 9,674 | 1,001 | 9% | 10,689 |

COVID-19: testing by laboratory

Data through Mar 19, 2021 verified as of Mar 20, 2021 at 09:25 AM

Data in this report are provisional and subject to change.

The numbers in the table below represent the number of Florida and non-Florida residents for whom test results were received by the Department of Health. A person can be tested by more than one laboratory and can have both positive and negative results. **Therefore, the sum of the numbers in each column will be larger than the total number of people tested.**

| Reporting lab | Inconclusive | Negative | Positive | Percent positive | Total |
|--|--------------|----------|----------|------------------|--------|
| PHYSICIANS REGIONAL MEDICAL CENTER - PINE RIDGE RD | 1 | 9,535 | 1,136 | 11% | 10,672 |
| DOCTORS HOSPITAL | 7 | 8,826 | 1,689 | 16% | 10,522 |
| CENTRAL FLORIDA REGIONAL HOSPITAL | | 9,413 | 1,091 | 10% | 10,504 |
| AMERICAN FAMILY CARE | 1 | 6,051 | 4,405 | 42% | 10,457 |
| LARKIN COMMUNITY HOSPITAL INC DBA CARDIOTROPIC | | 6,819 | 3,620 | 35% | 10,439 |
| NORTHSIDE HOSPITAL AND HEART INSTITUTE | | 9,291 | 1,036 | 10% | 10,327 |
| SARKIS CLINICAL TRIALS | 25 | 9,015 | 1,277 | 12% | 10,317 |
| LEON MEDICAL CENTERS LLC | | 8,160 | 2,143 | 21% | 10,303 |
| CernerELR_Advent | | 8,956 | 1,321 | 13% | 10,277 |
| ADVENTHEALTH CENTRA CARE WATERFORD LAKES | | 8,580 | 1,645 | 16% | 10,225 |
| NCF DIAGNOSTICS & DNA TECHNOLOGIES LAB | 164 | 9,459 | 514 | 5% | 10,137 |
| CORAL SPRINGS MED CTR | | 9,132 | 989 | 10% | 10,121 |
| JOHNS HOPKINS ALL CHILDREN'S HOSPITAL | | 9,379 | 654 | 7% | 10,033 |
| FLORIDA HOSPITAL DELAND | 10 | 8,795 | 1,225 | 12% | 10,030 |
| LABSTAT LLC | 10 | 9,486 | 447 | 4% | 9,943 |
| SRQ DRIVE THROUGH | | 8,944 | 905 | 9% | 9,849 |
| AVECINA MEDICAL | 4 | 6,203 | 3,555 | 36% | 9,762 |
| AVECINA | 20 | 9,006 | 704 | 7% | 9,730 |
| P4 CLINICAL, LLC | 204 | 8,561 | 959 | 10% | 9,724 |
| PALM BEACH BALL PARK | | 8,607 | 1,024 | 11% | 9,631 |
| BAPTIST HEALTH SOUTH FLORIDA - COUNTRY WALK URGENT CARE | | 7,958 | 1,653 | 17% | 9,611 |
| HEALTHQUEST ESOTERICS | | 8,144 | 1,460 | 15% | 9,604 |
| WEST PALM HOSPITAL LAB | | 8,792 | 754 | 8% | 9,546 |
| BOSTON HEART DIAGNOSTICS CORP | | 8,323 | 1,200 | 13% | 9,523 |
| ADVENTHEALTH CENTRA CARE ST CLOUD | 1 | 8,123 | 1,283 | 14% | 9,407 |
| OCALA REGIONAL MEDICAL CENTER | | 8,071 | 1,202 | 13% | 9,273 |
| MEDARBOR DIAGNOSTICS | 1 | 8,131 | 1,128 | 12% | 9,260 |
| BROWARD HEALTH NORTH CLINICAL LABORATORY | | 8,148 | 1,035 | 11% | 9,183 |
| SYNERGY LABORATORIES | 32 | 7,968 | 1,126 | 12% | 9,126 |
| NORTH SHORE MEDICAL CENTER | | 7,582 | 1,541 | 17% | 9,123 |
| FLORIDA HOSPITAL FLAGLER | 29 | 8,203 | 835 | 9% | 9,067 |
| CERNERELR_BAYCARE | 43 | 8,320 | 616 | 7% | 8,979 |
| FLORIDA HOSPITAL ZEPHYRHILLS | 10 | 7,970 | 989 | 11% | 8,969 |
| INFORM DIAGNOSTICS, INC | | 8,449 | 505 | 6% | 8,954 |
| LEE HEALTH - GULF COAST MEDICAL CENTER | 2 | 7,168 | 1,736 | 19% | 8,906 |
| FLORIDA HOSPITAL OF CARROLLWOOD | 23 | 7,596 | 1,222 | 14% | 8,841 |
| H LEE MOFFITT CANCER CENTER LABORATORY | 2 | 8,557 | 236 | 3% | 8,795 |
| SANTA ROSA MEDICAL CENTER | 2 | 7,122 | 1,446 | 17% | 8,570 |
| BAPTIST HEALTH - BEACHES | | 7,799 | 650 | 8% | 8,449 |
| CLEVELAND CLINIC MARTIN SOUTH HOSPITAL | 1 | 7,475 | 912 | 11% | 8,388 |
| GENE BY GENE, GENOMICS RESEARCH CENTER LAB | 44 | 7,805 | 535 | 6% | 8,384 |
| SOUTH BAY HOSPITAL CLINICAL LAB | 1 | 7,469 | 888 | 11% | 8,358 |
| AVECINA MEDICAL OAKLEAF | 3 | 6,977 | 1,330 | 16% | 8,310 |
| BAPTIST HEALTH SOUTH FLORIDA - MIAMI LAKES URGENT CARE | | 6,535 | 1,766 | 21% | 8,301 |
| CERNERELR_BAPTISTMIAMI | 31 | 7,313 | 862 | 11% | 8,206 |
| BAYCARE COMMUNITY HEALTH | | 8,011 | 192 | 2% | 8,203 |
| ANNE BATES LEACH EYE HOSPITAL/ ABLEH MICROBIOLOGY LABORATORY | 9 | 8,061 | 115 | 1% | 8,185 |

COVID-19: testing by laboratory

Data through Mar 19, 2021 verified as of Mar 20, 2021 at 09:25 AM

Data in this report are provisional and subject to change.

The numbers in the table below represent the number of Florida and non-Florida residents for whom test results were received by the Department of Health. A person can be tested by more than one laboratory and can have both positive and negative results. **Therefore, the sum of the numbers in each column will be larger than the total number of people tested.**

| Reporting lab | Inconclusive | Negative | Positive | Percent positive | Total |
|--|--------------|----------|----------|------------------|-------|
| MEMORIAL HOSPITAL WEST LABORATORY SERVICES | 14 | 7,425 | 741 | 9% | 8,180 |
| POINCIANA MEDICAL CENTER | | 6,424 | 1,745 | 21% | 8,169 |
| ADVENTHEALTH CENTRA CARE CLERMONT | | 6,946 | 1,095 | 14% | 8,041 |
| CLEVELAND CLINIC MARTIN NORTH HOSPITAL | | 7,085 | 903 | 11% | 7,988 |
| ADVENTHEALTH CENTRA CARE UNIVERSITY | 1 | 7,083 | 891 | 11% | 7,975 |
| MEMORIAL HOSPITAL MICRO | | 7,425 | 525 | 7% | 7,950 |
| ISPM LABS, LLC DBA CAPSTONE DIAGNOSTICS, LLC | | 7,521 | 393 | 5% | 7,914 |
| WEST MARION COMMUINITY HOSPITAL LAB | | 6,543 | 1,309 | 17% | 7,852 |
| ADVENTHEALTH CENTRA CARE WINTER PARK | | 6,971 | 772 | 10% | 7,743 |
| ADVENTHEALTH CENTRA CARE WINTER GARDEN | 1 | 6,882 | 856 | 11% | 7,739 |
| ST LUCIE MEDICAL CENTER | | 6,253 | 1,473 | 19% | 7,726 |
| KD MEDICAL CHOICE LLC | 5 | 6,982 | 728 | 9% | 7,715 |
| NCH NORTH NAPLES HOSPITAL LAB | 15 | 6,733 | 830 | 11% | 7,578 |
| LAKEWOOD RANCH MEDICAL CENTER | | 6,967 | 591 | 8% | 7,558 |
| FLORIDA HOSPITAL FISH MEMORIAL | 19 | 6,375 | 1,113 | 15% | 7,507 |
| INDIAN RIVER MEDICAL CENTER | | 6,575 | 930 | 12% | 7,505 |
| MORTON PLANT-MEASE | 5 | 6,776 | 712 | 10% | 7,493 |
| ARCPOINT LABS OF FORT MYERS | 4 | 6,551 | 905 | 12% | 7,460 |
| NCH DOWNTOWN NAPLES HOSPITAL | 15 | 6,796 | 649 | 9% | 7,460 |
| ADVENTHEALTH CENTRA CARE LAKELAND | 1 | 6,428 | 950 | 13% | 7,379 |
| FLORIDA HOSPITAL OCALA | | 6,436 | 942 | 13% | 7,378 |
| BAPTIST HEALTH SOUTH FLORIDA - WESTCHESTER URGENT CARE | | 5,935 | 1,282 | 18% | 7,217 |
| ATLANTIS URGENT CARE | 12 | 5,521 | 1,633 | 23% | 7,166 |
| ADVENTHEALTH CENTRA CARE LEE ROAD | | 6,413 | 734 | 10% | 7,147 |
| ADVENTHEALTH CENTRA CARE DR PHILLIPS | | 6,396 | 671 | 9% | 7,067 |
| HIALEAH HOSPITAL | 4 | 5,453 | 1,536 | 22% | 6,993 |
| ADVENTHEALTH CENTRA CARE HUNTERS CREEK | 3 | 5,955 | 907 | 13% | 6,865 |
| BAPTIST HEALTH SOUTH FLORIDA - DORAL URGENT CARE | | 5,503 | 1,343 | 20% | 6,846 |
| BAYFRONT HEALTH - PORT CHARLOTTE | | 6,305 | 530 | 8% | 6,835 |
| LUMINUS DIAGNOSTICS | | 6,275 | 556 | 8% | 6,831 |
| AVERO DIAGNOSTICS - IRVING | 11 | 6,325 | 471 | 7% | 6,807 |
| NCH NORTH NAPLES HOSPITAL | 8 | 6,098 | 692 | 10% | 6,798 |
| ADVENTHEALTH CENTRA CARE SANFORD | | 5,962 | 783 | 12% | 6,745 |
| OVIEDO MEDICAL CENTER | | 6,037 | 698 | 10% | 6,735 |
| MEDEXPRESS URGENT CARE | 2 | 4,578 | 2,100 | 31% | 6,680 |
| HOLIDAY CVS LLC | | 6,349 | 330 | 5% | 6,679 |
| BAPTIST HEALTH - NASSAU | | 6,296 | 355 | 5% | 6,651 |
| COMMUNITY HEALTH CENTERS OF PINELLAS INC | | 5,243 | 1,389 | 21% | 6,632 |
| ADVENTHEALTH CENTRA CARE LAKE MARY | 2 | 5,772 | 856 | 13% | 6,630 |
| VISTA CLINICAL | 8 | 3,877 | 2,712 | 41% | 6,597 |
| ADVENTHEALTH CENTRA CARE MOUNT DORA | | 5,536 | 1,022 | 16% | 6,558 |
| UNKNOWN | 3 | 3,411 | 3,109 | 48% | 6,523 |
| IMPERIAL POINT MEDICAL CENTER | | 5,956 | 564 | 9% | 6,520 |
| ADVENTHEALTH CENTRA CARE APOPKA | 1 | 5,606 | 904 | 14% | 6,511 |
| ADVENTHEALTH CENTRA CARE KISSIMMEE | | 5,833 | 644 | 10% | 6,477 |
| MEDEXPRESS URGENT CARE OF BOYNTON BEACH LLC | | 5,979 | 496 | 8% | 6,475 |
| QDX PATHOLOGY SERVICES | 2 | 6,042 | 386 | 6% | 6,430 |

COVID-19: testing by laboratory

Data through Mar 19, 2021 verified as of Mar 20, 2021 at 09:25 AM

Data in this report are provisional and subject to change.

The numbers in the table below represent the number of Florida and non-Florida residents for whom test results were received by the Department of Health. A person can be tested by more than one laboratory and can have both positive and negative results. **Therefore, the sum of the numbers in each column will be larger than the total number of people tested.**

| Reporting lab | Inconclusive | Negative | Positive | Percent positive | Total |
|---|--------------|----------|----------|------------------|-------|
| EMERALD COAST URGENT CARE | | 4,891 | 1,463 | 23% | 6,354 |
| SOLARIS DIAGNOSTICS | 10 | 5,759 | 578 | 9% | 6,347 |
| ST PETERSBURG GENERAL HOSPITAL | | 5,386 | 955 | 15% | 6,341 |
| ST JOSEPHS NORTH HOSPITAL LAB | 7 | 5,430 | 903 | 14% | 6,340 |
| ADVENTIST HEALTH SYSTEMS, SUNBELT INC | | 5,536 | 790 | 12% | 6,326 |
| SUNCOAST PATHOLOGY ASSOCIATES | | 5,701 | 537 | 9% | 6,238 |
| FORT WALTON BEACH MEDICAL CENTER | | 5,280 | 894 | 14% | 6,174 |
| CLINICAL REFERENCE LABORATORY | 2 | 5,825 | 303 | 5% | 6,130 |
| EGLIN AIR FORCE BASE | 13 | 4,432 | 1,621 | 27% | 6,066 |
| EMPIRE CITY LABORATORIES INC | 73 | 5,135 | 835 | 14% | 6,043 |
| ADVENTHEALTH CENTRA CARE ALTAMONTE | | 5,295 | 748 | 12% | 6,043 |
| MEDEXPRESS URGENT CARE HUDSON | | 5,187 | 802 | 13% | 5,989 |
| DYNIX DIAGNOSTIX | | 5,426 | 540 | 9% | 5,966 |
| FLORIDA HOSPITAL NORTH PINELLAS | 11 | 5,431 | 478 | 8% | 5,920 |
| BAYFRONT HEALTH - VENICE REGIONAL MEDICAL | 1 | 5,374 | 537 | 9% | 5,912 |
| LEE HEALTH CONVENIENT CARE - PAGE FIELD | | 5,201 | 677 | 12% | 5,878 |
| ACUTIS DIAGNOSTICS | 20 | 4,788 | 1,041 | 18% | 5,849 |
| BAPTIST HEALTH SOUTH FLORIDA - PEMBROKE PINES URGENT CARE | | 4,851 | 974 | 17% | 5,825 |
| NORTHWEST FLORIDA COMMUNITY HOSPITAL | 44 | 4,325 | 1,427 | 25% | 5,796 |
| PARAMOUNT URGENT CARE | 2 | 2,904 | 2,859 | 50% | 5,765 |
| URGENT CARE OF THE PALM BEACHES | | 4,825 | 908 | 16% | 5,733 |
| ADVENTHEALTH CENTRA CARE AZALEA PARK | | 4,908 | 805 | 14% | 5,713 |
| MICROGEN DX | 4 | 5,009 | 699 | 12% | 5,712 |
| AHCC WESLEY CHAPEL | | 5,075 | 607 | 11% | 5,682 |
| ADVENTHEALTH EXPRESS CARE | | 4,625 | 1,006 | 18% | 5,631 |
| ANGEL KIDS PEDIATRICS | | 5,288 | 312 | 6% | 5,600 |
| SOUTH FLORIDA BAPTIST HOSPITAL MICRO | 4 | 4,640 | 921 | 17% | 5,565 |
| ADVENTHEALTH CENTRA CARE OVIEDO | | 4,769 | 783 | 14% | 5,552 |
| LEE DAVIS COMMUNITY RESOURCE CENTER | | 4,834 | 704 | 13% | 5,538 |
| PRO CLINIC | | 4,443 | 1,071 | 19% | 5,514 |
| SUNRISE MEDICAL LABORATORIES | 2 | 5,121 | 381 | 7% | 5,504 |
| DOCTORS URGENT CARE LLC | 1 | 4,485 | 1,014 | 18% | 5,500 |
| FAU | | 5,105 | 374 | 7% | 5,479 |
| PUTNAM COMMUNITY MEDICAL CENTER | | 4,788 | 689 | 13% | 5,477 |
| TROPICANA FIELD - LOT 2□ | 19 | 4,936 | 491 | 9% | 5,446 |
| COASTAL MED URGENT CARE | | 3,894 | 1,495 | 28% | 5,389 |
| ADVENT HEALTH - HEART OF FLORIDA ER | 1 | 4,645 | 724 | 13% | 5,370 |
| MINUTECLINIC | | 4,595 | 740 | 14% | 5,335 |
| MEDICAL DNA LABS LLC | 3 | 4,825 | 465 | 9% | 5,293 |
| MARTIN HOSPITAL SOUTH LAB | | 4,966 | 290 | 6% | 5,256 |
| MINUTECLINIC LLC #3703 | | 4,324 | 931 | 18% | 5,255 |
| ADVENTHEALTH CENTRA CARE LONGWOOD | | 4,610 | 629 | 12% | 5,239 |
| BAPTIST HEALTH SOUTH FLORIDA - CORAL SPRINGS URGENT CARE | | 4,465 | 732 | 14% | 5,197 |
| ESCAMBIA COMMUNITY CLINICS INC | 8 | 3,906 | 1,263 | 24% | 5,177 |
| FLORIDA FAMILY LABORATORY, INC DBA | 41 | 4,712 | 423 | 8% | 5,176 |
| HEALTH FIRST ADVENTHEALTH CENTRA CARE - TITUSVILLE | | 4,377 | 773 | 15% | 5,150 |
| UNIVERSITY HOSPITAL AND MEDICAL CENTER | | 3,923 | 1,218 | 24% | 5,141 |

COVID-19: testing by laboratory

Data through Mar 19, 2021 verified as of Mar 20, 2021 at 09:25 AM

Data in this report are provisional and subject to change.

The numbers in the table below represent the number of Florida and non-Florida residents for whom test results were received by the Department of Health. A person can be tested by more than one laboratory and can have both positive and negative results. **Therefore, the sum of the numbers in each column will be larger than the total number of people tested.**

| Reporting lab | Inconclusive | Negative | Positive | Percent positive | Total |
|--|--------------|----------|----------|------------------|-------|
| ADVENTHEALTH CENTRA CARE SOUTH ORANGE | | 4,422 | 714 | 14% | 5,136 |
| FLORIDA COMMUNITY HEALTH CENTER | | 4,065 | 1,069 | 21% | 5,134 |
| ADVENTHEALTH CENTRA CARE ORANGE LAKE | | 4,549 | 580 | 11% | 5,129 |
| TRINITY SPRINGS | | 4,373 | 729 | 14% | 5,102 |
| URGENT CARE CURE | 2 | 4,368 | 711 | 14% | 5,081 |
| BAPTIST HEALTH - NORTH | | 3,990 | 1,077 | 21% | 5,067 |
| LABORATORY OF FLORIDA LLC | 41 | 4,614 | 392 | 8% | 5,047 |
| ADVENTHEALTH CENTRA CARE PORT ORANGE | | 4,249 | 791 | 16% | 5,040 |
| DOCTORS URGENT CARE OF LUTZ LLC | 1 | 4,045 | 973 | 19% | 5,019 |
| PALMS OF PASADENA HOSPITAL | | 4,461 | 534 | 11% | 4,995 |
| MEDEXPRESS URGENT CARE - ROYAL PALM BEACH | | 4,455 | 523 | 11% | 4,978 |
| MEDEXPRESS URGENT CARE - ESTERO | | 4,459 | 501 | 10% | 4,960 |
| ADVENTHEALTH CENTRA CARE SAND LAKE | | 4,437 | 518 | 10% | 4,955 |
| THE CENTER FOR URGENT CARE | 3 | 4,088 | 799 | 16% | 4,890 |
| MEDCOMP SCIENCES LLC | 109 | 2,845 | 1,928 | 39% | 4,882 |
| BAPTIST HEALTH SOUTH FLORIDA - TAMiami TRAIL URGENT CARE | | 3,935 | 943 | 19% | 4,878 |
| MEDEXPRESS URGENT CARE - GOLDEN GATE | | 4,323 | 553 | 11% | 4,876 |
| ADVENTHEALTH CENTRA CARE LEESBURG | | 3,988 | 885 | 18% | 4,873 |
| BAPTIST HEALTH SOUTH FLORIDA - KENDALE LAKES URGENT CARE | | 3,930 | 942 | 19% | 4,872 |
| WESTCHESTER HOSPITAL | 23 | 3,936 | 897 | 18% | 4,856 |
| MINUTECLINIC LLC #1067 | | 4,200 | 633 | 13% | 4,833 |
| DOCTORS HOSPITAL OF SARASOTA CLINICAL LABORATORY | | 4,221 | 609 | 13% | 4,830 |
| HEALTH FIRST ADVENTHEALTH CENTRA CARE GATEWAY | 1 | 4,342 | 482 | 10% | 4,825 |
| PEDIATRIC HEALTH CARE ALLIANCE PA | | 4,416 | 400 | 8% | 4,816 |
| TALLAHASSEE PRIMARY CARE ASSOCIATES | | 4,209 | 582 | 12% | 4,791 |
| MEDEXPRESS URGENT CARE PALM BEACH GARDENS | | 4,353 | 416 | 9% | 4,769 |
| MINUTECLINIC LLC | | 4,100 | 655 | 14% | 4,755 |
| RAULERSON HOSPITAL | | 3,916 | 793 | 17% | 4,709 |
| BAPTIST HEALTH SOUTH FLORIDA - CORAL GABLES (UNIVERSITY) URGENT CARE | | 4,020 | 636 | 14% | 4,656 |
| MINUTECLINIC LLC #8396 | | 3,947 | 678 | 15% | 4,625 |
| NIGHT LITE PEDIATRICS | 4 | 3,342 | 1,254 | 27% | 4,600 |
| BAPTIST HEALTH SOUTH FLORIDA - PINECREST URGENT CARE | | 3,955 | 640 | 14% | 4,595 |
| PREMIER MEDICAL | 2 | 4,492 | 94 | 2% | 4,588 |
| BAPTIST HEALTH SOUTH FLORIDA - CORAL GABLES URGENT CARE | | 3,788 | 766 | 17% | 4,554 |
| SPORTS DRUG TESTING LABORATORY | 72 | 4,348 | 130 | 3% | 4,550 |
| MEASE DUNEDIN HOSPITAL | 5 | 4,046 | 465 | 10% | 4,516 |
| MOFFITT CANCER CENTER | 6 | 4,398 | 97 | 2% | 4,501 |
| PARAMOUNT URGENT CARE - WINDERMERE | 2 | 2,945 | 1,536 | 34% | 4,483 |
| MEDEXPRESS URGENT CARE - LAKELAND | | 3,892 | 527 | 12% | 4,419 |
| BAYFRONT HEALTH - SEVEN RIVERS | | 4,023 | 379 | 9% | 4,402 |
| BAPTIST HEALTH SOUTH FLORIDA - PALMETTO BAY URGENT CARE | | 3,693 | 707 | 16% | 4,400 |
| BETHESDA HOSPITAL WEST | | 3,922 | 443 | 10% | 4,365 |
| ASCENSION SACRED HEART - EMERALD COAST | | 3,632 | 727 | 17% | 4,359 |
| HOLMES REG MED CENTER CLINICAL LAB | | 3,741 | 536 | 13% | 4,277 |
| PALMS MEDICAL GROUP | 5 | 2,966 | 1,288 | 30% | 4,259 |
| ALTRU DIAGNOSTICS INC | 2 | 4,077 | 162 | 4% | 4,241 |
| VENTURE MEDICAL OF FLORIDA LLC | | 3,905 | 316 | 7% | 4,221 |

COVID-19: testing by laboratory

Data through Mar 19, 2021 verified as of Mar 20, 2021 at 09:25 AM

Data in this report are provisional and subject to change.

The numbers in the table below represent the number of Florida and non-Florida residents for whom test results were received by the Department of Health. A person can be tested by more than one laboratory and can have both positive and negative results. **Therefore, the sum of the numbers in each column will be larger than the total number of people tested.**

| Reporting lab | Inconclusive | Negative | Positive | Percent positive | Total |
|---|--------------|----------|----------|------------------|-------|
| PREMIER URGENT CARE OF BREVARD LLC | 4 | 3,651 | 512 | 12% | 4,167 |
| BAYFRONT HEALTH - BROOKSVILLE | | 3,684 | 475 | 11% | 4,159 |
| GENESIS DIAGNOSTICS | | 3,905 | 243 | 6% | 4,148 |
| MINUTECLINIC LLC # 0709 | | 3,533 | 608 | 15% | 4,141 |
| WELLINGTON REGIONAL MEDICAL CENTER | | 3,801 | 338 | 8% | 4,139 |
| TWIN CITIES HOSPITAL | 1 | 3,626 | 509 | 12% | 4,136 |
| ADVENTHEALTH PROMPT CARE | 2 | 2,994 | 1,139 | 28% | 4,135 |
| BAYA PHARMACY & URGENT CARE | | 3,025 | 1,087 | 26% | 4,112 |
| MEMORIAL HOSPITAL- MIRAMAR | 12 | 3,782 | 314 | 8% | 4,108 |
| US BIOTEK LABORATORIES | 15 | 3,721 | 368 | 9% | 4,104 |
| AMELIA URGENT CARE | | 2,462 | 1,600 | 39% | 4,062 |
| ADVENTHEALTH CENTRA CARE COLONIAL TOWN | 2 | 3,638 | 419 | 10% | 4,059 |
| NIGHT LITE PEDIATRICS URGENT CARE | 1 | 3,417 | 638 | 16% | 4,056 |
| DOCTORS TEST CENTERS | | 3,550 | 454 | 11% | 4,004 |
| DESOTO MEMORIAL HOSPITAL | 3 | 3,278 | 712 | 18% | 3,993 |
| BAYFRONT HEALTH - PUNTA GORDA | | 3,666 | 293 | 7% | 3,959 |
| ADVENTHEALTH CENTRA CARE | | 3,514 | 431 | 11% | 3,945 |
| ENGLEWOOD COMMUNITY HOSPITAL | | 3,587 | 353 | 9% | 3,940 |
| ACCU REFERENCE MEDICAL LAB | 9 | 3,127 | 784 | 20% | 3,920 |
| MINUTE CLINIC LLC | | 3,388 | 497 | 13% | 3,885 |
| LAKESIDE MEDICAL CENTER | | 2,988 | 796 | 21% | 3,784 |
| BAYFRONT HEALTH - SPRING HILL | | 3,458 | 320 | 8% | 3,778 |
| ADVENTIST HEALTH SYSTEMS SUNBELT IN DBA | | 3,297 | 414 | 11% | 3,711 |
| MEDEXPRESS URGENT CARE CAPE CORAL | | 3,183 | 516 | 14% | 3,699 |
| BAPTIST HEALTH SOUTH FLORIDA - DAVIE URGENT CARE | | 3,032 | 647 | 18% | 3,679 |
| QUICK CARE MED PL | 2 | 2,993 | 654 | 18% | 3,649 |
| CLARITY LAB SOLUTIONS LLC | | 3,608 | 4 | 0% | 3,612 |
| SIPARADIGM LLC | 54 | 3,312 | 245 | 7% | 3,611 |
| PHARMCO RX | 2 | 3,363 | 244 | 7% | 3,609 |
| MINUTECLINIC LLC #3631 | | 3,001 | 530 | 15% | 3,531 |
| MC DIAGNOSTIC OF CONNECTICUT, PC #2220 | | 3,037 | 485 | 14% | 3,522 |
| BAPTIST HEALTH SOUTH FLORIDA - WESTON URGENT CARE | | 3,073 | 433 | 12% | 3,506 |
| PROHEALTH | 3 | 1,921 | 1,570 | 45% | 3,494 |
| MINUTECLINIC LLC 5852 | | 2,966 | 505 | 15% | 3,471 |
| MINUTECLINIC LLC #3463 | | 2,916 | 550 | 16% | 3,466 |
| BARTOW REGIONAL MEDICAL CENTER | 1 | 2,872 | 539 | 16% | 3,412 |
| HEALTH FIRST ADVENTHEALTH CENTRA CARE COCOA | | 3,080 | 329 | 10% | 3,409 |
| HIGHLANDS REGIONAL MEDICAL CENTER | | 2,663 | 742 | 22% | 3,405 |
| MIDWAY SPECIALTY CARE CENTER DIAGNOSTICS | 38 | 3,124 | 238 | 7% | 3,400 |
| IMMOKALEE CHD | | 3,155 | 234 | 7% | 3,389 |
| MINUTECLINIC LLC #5249 | | 2,709 | 644 | 19% | 3,353 |
| MEDEXPRESS URGENT CARE LEHIGH ACRES | | 2,916 | 435 | 13% | 3,351 |
| VERILY LIFE SCIENCES | | 3,283 | 43 | 1% | 3,326 |
| MINUTECLINIC LLC #5253 | | 2,764 | 562 | 17% | 3,326 |
| PRECISION HEALTH SOLUTIONS | | 3,139 | 173 | 5% | 3,312 |
| BRASHEAR'S VITAL CARE CORP | | 2,608 | 686 | 21% | 3,294 |
| BAPTIST HEALTH URGENT CARE AT SAWGRASS | | 2,737 | 544 | 17% | 3,281 |

COVID-19: testing by laboratory

Data through Mar 19, 2021 verified as of Mar 20, 2021 at 09:25 AM

Data in this report are provisional and subject to change.

The numbers in the table below represent the number of Florida and non-Florida residents for whom test results were received by the Department of Health. A person can be tested by more than one laboratory and can have both positive and negative results. **Therefore, the sum of the numbers in each column will be larger than the total number of people tested.**

| Reporting lab | Inconclusive | Negative | Positive | Percent positive | Total |
|---|--------------|----------|----------|------------------|-------|
| BAPTIST HEALTH SOUTH FLORIDA - BRICKELL URGENT CARE | | 2,690 | 549 | 17% | 3,239 |
| HEALTH FIRST ADVENTHEALTH CENTRA CARE MALABAR | | 2,904 | 311 | 10% | 3,215 |
| CARENOW URGENT CARE | | 1,994 | 1,218 | 38% | 3,212 |
| MINUTECLINIC LLC #5190 | | 2,631 | 541 | 17% | 3,172 |
| MEDEXPRESS URGENT CARE - DELAND | | 2,831 | 334 | 11% | 3,165 |
| ADVENTHEALTH CENTRA CARE KIDS LAKE MARY | | 2,926 | 230 | 7% | 3,156 |
| SELECT LABORATORIES - MARION COUNTY, FL LLC | 5 | 2,841 | 306 | 10% | 3,152 |
| HOLIDAY CVS LLC DBA CVS PHARMACY #5154 | | 3,043 | 84 | 3% | 3,127 |
| MINUTECLINIC LLC #5854 | | 2,592 | 492 | 16% | 3,084 |
| ADVENT HEALTH CENTRA CARE -WINTER PARK KIDS URGENT CARE | 4 | 2,817 | 259 | 8% | 3,080 |
| WALGREEN CO | 2 | 2,732 | 342 | 11% | 3,076 |
| ADVENT HEALTH - NEW SMYRNA | | 2,479 | 585 | 19% | 3,064 |
| PRIMEHEALTH URGENT CARE INC | | 2,624 | 439 | 14% | 3,063 |
| PARAMOUNT URGENT CARE INC | | 1,097 | 1,901 | 63% | 2,998 |
| MEDONE PLLC | | 2,256 | 722 | 24% | 2,978 |
| MEMORIAL HOSPITAL PEMBROKE | 3 | 2,628 | 344 | 12% | 2,975 |
| MINUTECLINIC LLC #4415 | | 2,507 | 466 | 16% | 2,973 |
| VETERANS AFFAIRS MEDICAL CENTER - ORLANDO | 1 | 1,343 | 1,603 | 54% | 2,947 |
| BMCT Molecular Diagnostics Subsection | | 2,441 | 503 | 17% | 2,944 |
| LOWER KEYS MEDICAL CENTER | | 2,623 | 282 | 10% | 2,905 |
| MARION E FETHER MEDICAL CENTER, THE | | 2,652 | 244 | 8% | 2,896 |
| MEDEXPRESS URGENT CARE - VERO BEACH | | 2,515 | 379 | 13% | 2,894 |
| ACCESS POINT HEALTHCARE URGENT & PRIMARY CARE | 2 | 2,207 | 679 | 24% | 2,888 |
| BAPTIST HEALTH - CLAY | | 2,499 | 388 | 13% | 2,887 |
| BAPTIST HEALTH EMERGENCY CENTER COUNTRY WALK | 1 | 2,441 | 445 | 15% | 2,887 |
| STONE CLINICAL LABORATORIES | | 2,790 | 96 | 3% | 2,886 |
| MARINERS HOSPITAL | 1 | 2,608 | 273 | 9% | 2,882 |
| WALGREENS ORLANDO | 3 | 2,538 | 340 | 12% | 2,881 |
| MINUTECLINIC LLC #3662 | | 2,456 | 423 | 15% | 2,879 |
| ADVENTHEALTH CENTRA CARE WINTER HAVEN | 1 | 2,081 | 789 | 27% | 2,871 |
| BLUE MED CONSULTANTS | | 2,753 | 108 | 4% | 2,861 |
| GESSLER CLINIC | 2 | 1,931 | 912 | 32% | 2,845 |
| MINUTECLINIC LLC #7886 | | 2,467 | 366 | 13% | 2,833 |
| NXGEN MDX LLC | 5 | 2,505 | 301 | 11% | 2,811 |
| PARAMOUNT URGENT CARE - OVIEDO | | 1,948 | 855 | 31% | 2,803 |
| MINUTECLINIC, LLC #4015 | | 2,176 | 617 | 22% | 2,793 |
| CELESTA MEDICAL SERVICES LLC DBA - AMERICAN RESEARCH LABS | | 2,544 | 235 | 8% | 2,779 |
| MINUTECLINIC LLC #7887 | | 2,421 | 352 | 13% | 2,773 |
| MINUTECLINIC LLC #5214 | | 2,382 | 390 | 14% | 2,772 |
| SCION LAB SERVICES LLC | 25 | 2,529 | 201 | 7% | 2,755 |
| MINUTECLINIC LLC #1771 | | 2,320 | 417 | 15% | 2,737 |
| MINUTECLINIC LLC # 3930 | | 2,363 | 359 | 13% | 2,722 |
| MINUTECLINIC LLC # 0514 | | 2,403 | 319 | 12% | 2,722 |
| MINUTECLINIC LLC #4458 | | 2,248 | 472 | 17% | 2,720 |
| CITRUS MEMORIAL HOSPITAL LABORATORY | | 2,249 | 470 | 17% | 2,719 |
| SACRED HEART HEALTH SYSTEM, INC | 1 | 1,835 | 868 | 32% | 2,704 |
| PARAMOUNT URGENT CARE - ORLANDO | | 1,761 | 942 | 35% | 2,703 |

COVID-19: testing by laboratory

Data through Mar 19, 2021 verified as of Mar 20, 2021 at 09:25 AM

Data in this report are provisional and subject to change.

The numbers in the table below represent the number of Florida and non-Florida residents for whom test results were received by the Department of Health. A person can be tested by more than one laboratory and can have both positive and negative results. **Therefore, the sum of the numbers in each column will be larger than the total number of people tested.**

| Reporting lab | Inconclusive | Negative | Positive | Percent positive | Total |
|--|--------------|----------|----------|------------------|-------|
| MEDEXPRESS FORT MYERS | | 2,361 | 333 | 12% | 2,694 |
| MEDEXPRESS URGENT CARE CORAL SPRINGS | | 2,417 | 276 | 10% | 2,693 |
| BAPTIST HEALTHCARE - GULF BREEZE HOSPITAL | 3 | 2,225 | 460 | 17% | 2,688 |
| ADVENTHEALTH CENTRA CARE CONWAY | | 2,291 | 397 | 15% | 2,688 |
| BAYFRONTVENICEREGIONAL | | 2,591 | 93 | 3% | 2,684 |
| MINUTECLINIC LLC #3814 | | 2,271 | 409 | 15% | 2,680 |
| KEYS AHEC SCHOOL MEDICAL CLINIC | 15 | 2,534 | 126 | 5% | 2,675 |
| CAREFAST+ | 1 | 1,920 | 727 | 27% | 2,648 |
| MINUTECLINIC LLC #7225 | | 2,275 | 372 | 14% | 2,647 |
| MINUTECLINIC LLC #1055 | | 2,140 | 493 | 19% | 2,633 |
| EMERALD COAST URGENT CARE, LLC | 1 | 1,970 | 660 | 25% | 2,631 |
| BAPTIST HEALTH - OAKLEAF | | 2,191 | 439 | 17% | 2,630 |
| MINUTECLINIC LLC # 3686 | | 2,263 | 359 | 14% | 2,622 |
| EXACT SCIENCES LABORATORIES, LLC | | 2,367 | 231 | 9% | 2,598 |
| MINUTECLINIC LLC #3003 | | 2,085 | 498 | 19% | 2,583 |
| ADVENT HEALTH - OCALA | | 2,124 | 447 | 17% | 2,571 |
| MINUTECLINIC LLC #3257 | | 2,128 | 416 | 16% | 2,544 |
| MINUTECLINIC, LLC #3204 | | 2,119 | 423 | 17% | 2,542 |
| MINUTECLINIC LLC #3291 | | 2,187 | 323 | 13% | 2,510 |
| MEDEXPRESS URGENT CARE - CLEWISTON | | 2,091 | 408 | 16% | 2,499 |
| BAPTIST HEALTH SOUTH FLORIDA - MIAMI BEACH URGENT CARE | | 2,135 | 363 | 15% | 2,498 |
| MINUTECLINIC LLC #7973 | | 2,166 | 321 | 13% | 2,487 |
| MINUTECLINIC LLC #3705 | | 2,175 | 301 | 12% | 2,476 |
| BAY MEDICAL CENTER SACRED HEART HEALTH SYSTEM | | 1,900 | 572 | 23% | 2,472 |
| EMERALD COAST URGENT CARE LLC | | 1,804 | 654 | 27% | 2,458 |
| MINUTECLINIC LLC # 7933 | | 2,153 | 281 | 12% | 2,434 |
| MINUTECLINIC, LLC #5817 | | 2,008 | 419 | 17% | 2,427 |
| COMMUNITY HEALTH NORTHWEST FLORIDA | 4 | 1,856 | 550 | 23% | 2,410 |
| MINUTECLINIC LLC #3748 | | 1,958 | 444 | 18% | 2,402 |
| PHYSICIANS STAT LAB | 3 | 1,066 | 1,329 | 55% | 2,398 |
| PHYSICIANS REGIONAL MEDICAL CENTER - COLLIER BLVD | 1 | 1,647 | 745 | 31% | 2,393 |
| DR G'S URGENT CARE | | 2,075 | 316 | 13% | 2,391 |
| MINUTECLINIC LLC #3255 | | 2,091 | 297 | 12% | 2,388 |
| DONALD W ROBERTSON DO PA | | 1,850 | 514 | 22% | 2,364 |
| MINUTECLINIC LLC #7173 | | 2,067 | 291 | 12% | 2,358 |
| MEDEXPRESS URGENT CARE BOCA RATON | | 2,138 | 214 | 9% | 2,352 |
| MINUTECLINIC, LLC (CLINIC 10699) | | 2,042 | 309 | 13% | 2,351 |
| WHOLE FAMILY HEALTH CENTER INC | | 1,958 | 386 | 16% | 2,344 |
| MINUTECLINIC LLC #5924 | | 2,002 | 342 | 15% | 2,344 |
| MINUTECLINIC LLC # 3579 | | 1,970 | 373 | 16% | 2,343 |
| PATIENTS FIRST - THOMASVILLE ROAD | | 2,075 | 264 | 11% | 2,339 |
| AFC PHYSICIANS OF FLORIDA | | 1,789 | 540 | 23% | 2,329 |
| MINUTECLINIC LLC #5216 | | 2,006 | 319 | 14% | 2,325 |
| ADVENT HEALTH - DADE CITY | | 2,031 | 285 | 12% | 2,316 |
| PHYSICIAN ASSOCIATES | | 2,069 | 240 | 10% | 2,309 |
| LEE HEALTH - COCONUT POINT CLINICAL LAB | 2 | 1,872 | 433 | 19% | 2,307 |
| AMELIA EXPRESS CARE LLC | 10 | 1,980 | 316 | 14% | 2,306 |

COVID-19: testing by laboratory

Data through Mar 19, 2021 verified as of Mar 20, 2021 at 09:25 AM

Data in this report are provisional and subject to change.

The numbers in the table below represent the number of Florida and non-Florida residents for whom test results were received by the Department of Health. A person can be tested by more than one laboratory and can have both positive and negative results. **Therefore, the sum of the numbers in each column will be larger than the total number of people tested.**

| Reporting lab | Inconclusive | Negative | Positive | Percent positive | Total |
|--|--------------|----------|----------|------------------|-------|
| PHYSICIANS PRIMARY CARE | 2 | 2,070 | 233 | 10% | 2,305 |
| MINUTECLINIC LLC #3654 | | 1,913 | 388 | 17% | 2,301 |
| MINUTECLINIC LLC #5069 | | 1,920 | 380 | 17% | 2,300 |
| MINUTECLINIC LLC #4024 | | 1,994 | 302 | 13% | 2,296 |
| MINUTECLINIC LLC #4612 | | 1,848 | 443 | 19% | 2,291 |
| AFC PHYSICIANS OF FLORIDA PA | | 1,766 | 496 | 22% | 2,262 |
| FLORIDA MEDICAL CLINIC | 3 | 1,024 | 1,230 | 54% | 2,257 |
| EMERGENCY PHYSICIANS MEDICAL CENTER | | 1,177 | 1,076 | 48% | 2,253 |
| CHARLES AIESI CONSULTING INC | 12 | 1,979 | 256 | 11% | 2,247 |
| TAMPA COMMUNITY HOSPITAL | | 1,923 | 323 | 14% | 2,246 |
| PRIMEHEALTH URGENT CARE | 1 | 1,865 | 361 | 16% | 2,227 |
| MEDIQUICK URGENT CARE CENTERS INC | | 1,638 | 582 | 26% | 2,220 |
| ASCENSION SACRED HEART - GULF | | 1,689 | 523 | 24% | 2,212 |
| BOND URGENT CARE LLC | | 1,663 | 546 | 25% | 2,209 |
| MINUTECLINIC LLC #3285 | | 1,914 | 294 | 13% | 2,208 |
| MINUTECLINIC LLC #3648 | | 1,794 | 412 | 19% | 2,206 |
| PARRISH MEDICAL CENTER | 1 | 1,927 | 269 | 12% | 2,197 |
| CORE DIAGNOSTIC LABORATORIES LLC | 17 | 1,854 | 323 | 15% | 2,194 |
| ASSOCIATED PATHOLOGISTS, LLC | 3 | 1,805 | 383 | 17% | 2,191 |
| MINUTECLINIC LLC #1807 | | 1,843 | 340 | 16% | 2,183 |
| HEALTH CARE DISTRICT OF PALM BEACH COUNTY | 1 | 1,961 | 201 | 9% | 2,163 |
| STEWART ROCKLEDGE HOSPITAL | 1 | 1,872 | 281 | 13% | 2,154 |
| UNIVERSITY OF NORTH FLORIDA STUDENT HEALTH | | 2,082 | 70 | 3% | 2,152 |
| MINUTECLINIC LLC #3635 | | 1,871 | 274 | 13% | 2,145 |
| INTELEX LABS, LLC | | 2,073 | 67 | 3% | 2,140 |
| MINUTECLINIC LLC #4201 | | 1,858 | 272 | 13% | 2,130 |
| JUPITER MEDICAL CENTER URGENT CARE | | 1,615 | 493 | 23% | 2,108 |
| JACKSON HOSPITAL CLINICAL LABORATORY | | 1,803 | 294 | 14% | 2,097 |
| FLOWERS HOSPITAL | | 1,903 | 188 | 9% | 2,091 |
| MINUTECLINIC LLC #1821 | | 1,878 | 208 | 10% | 2,086 |
| MINUTECLINIC LLC #476 | | 1,807 | 270 | 13% | 2,077 |
| LAKE WALES MEDICAL CENTER INC | | 1,800 | 263 | 13% | 2,063 |
| NCHMD INC | | 1,741 | 317 | 15% | 2,058 |
| MINUTECLINIC LLC #1350 | | 1,790 | 251 | 12% | 2,041 |
| MINUTECLINIC LLC #6007 | | 1,753 | 279 | 14% | 2,032 |
| MINUTECLINIC LLC #8381 | | 1,741 | 274 | 14% | 2,015 |
| MEDEXPRESS PORT CHARLOTTE | | 1,796 | 186 | 9% | 1,982 |
| GENUS3 | | 1,907 | 74 | 4% | 1,981 |
| MEDIPATH LLC | | 1,632 | 347 | 18% | 1,979 |
| MINI ER WATERFORD LAKES, THE | | 1,704 | 274 | 14% | 1,978 |
| PENSACOLA PEDIATRICS PA | 1 | 1,801 | 170 | 9% | 1,972 |
| DOC SMILEY'S URGENT CARE | | 1,706 | 247 | 13% | 1,953 |
| MEDFAST URGENT CARE CENTERS LLC | 2 | 608 | 1,325 | 68% | 1,935 |
| MINUTECLINIC, LLC # 4469 | | 1,674 | 254 | 13% | 1,928 |
| NCH NORTHEAST | 7 | 1,514 | 407 | 21% | 1,928 |
| LAKELAND REGIONAL HEALTH PABLO | | 1,684 | 237 | 12% | 1,921 |
| FIU-HEALTH AUXILIARY LABORATORY | 6 | 1,794 | 109 | 6% | 1,909 |

COVID-19: testing by laboratory

Data through Mar 19, 2021 verified as of Mar 20, 2021 at 09:25 AM

Data in this report are provisional and subject to change.

The numbers in the table below represent the number of Florida and non-Florida residents for whom test results were received by the Department of Health. A person can be tested by more than one laboratory and can have both positive and negative results. **Therefore, the sum of the numbers in each column will be larger than the total number of people tested.**

| Reporting lab | Inconclusive | Negative | Positive | Percent positive | Total |
|---|--------------|----------|----------|------------------|-------|
| MARTIN HEALTH SYSTEM - ST LUCIE WEST | | 1,724 | 177 | 9% | 1,901 |
| OPTUM LABS LLC | 1 | 1,712 | 184 | 10% | 1,897 |
| DOC SMILEYS URGENT CARE LLC | | 1,534 | 344 | 18% | 1,878 |
| MINUTECLINIC LLC #5157 | | 1,619 | 246 | 13% | 1,865 |
| LITTLE PINE PEDIATRICS | 1 | 1,590 | 273 | 15% | 1,864 |
| BARDMOOR LABORATORY | 9 | 1,567 | 278 | 15% | 1,854 |
| KETAMINE HEALTH CENTERS LLC | 1 | 1,661 | 152 | 8% | 1,814 |
| MINUTECLINIC LLC #1815 | | 1,602 | 208 | 11% | 1,810 |
| GENOME LLC | 2 | 1,674 | 132 | 7% | 1,808 |
| BAPTIST HEALTH EMERGENCY CENTER AT WEST CORAL WAY | | 1,424 | 364 | 20% | 1,788 |
| MINUTECLINIC LLC #3236 | | 1,520 | 261 | 15% | 1,781 |
| GENOSUR LLC | 1 | 1,755 | 19 | 1% | 1,775 |
| MINUTECLINIC LLC #3637 | | 1,427 | 343 | 19% | 1,770 |
| MINUTECLINIC LLC #214 | | 1,507 | 259 | 15% | 1,766 |
| RIVER TOWN DIAGNOSTIC LLC | | 1,470 | 286 | 16% | 1,756 |
| NEIGHBORHOOD MEDICAL CENTER INC | 17 | 1,556 | 183 | 10% | 1,756 |
| Community_Health | | 1,533 | 199 | 11% | 1,732 |
| VA PAIN CLINIC | 4 | 1,652 | 65 | 4% | 1,721 |
| LABORATORY SPECIALISTS OF MICHIGAN | | 1,424 | 297 | 17% | 1,721 |
| VITRO MOLECULAR LABORATORIES | 50 | 1,547 | 117 | 7% | 1,714 |
| SPARROW HEALTHCARE | 2 | 1,451 | 254 | 15% | 1,707 |
| NORTH SHORE LONG ISLAND JEWISH HEALTH | 1 | 1,610 | 89 | 5% | 1,700 |
| JW PLASTIC SURGERY | | 1,449 | 244 | 14% | 1,693 |
| BAYFRONT HEALTH - CITRUS HILLS | | 1,479 | 213 | 13% | 1,692 |
| IGENOMIX USA LLC | 47 | 1,482 | 157 | 9% | 1,686 |
| GENESIS LABORATORY MANAGEMENT | 14 | 1,409 | 232 | 14% | 1,655 |
| MINUTECLINIC, LLC #3245 | | 1,327 | 310 | 19% | 1,637 |
| LABTECH DIAGNOSTIC | | 1,347 | 286 | 18% | 1,633 |
| FLAGLER HOSPITAL LABORATORY | 8 | 610 | 993 | 62% | 1,611 |
| OPTEO LABORATORY | | 1,566 | 34 | 2% | 1,600 |
| MIAMI JEWISH HEALTH SYSTEMS | | 1,534 | 61 | 4% | 1,595 |
| ELLENTON URGENT CARE | | 1,361 | 234 | 15% | 1,595 |
| MEDICAL CONSULTANTS OF FLORIDA, LLC | 2 | 1,341 | 243 | 15% | 1,586 |
| SHELL POINT NURSING PAVILION | 1 | 1,513 | 71 | 4% | 1,585 |
| ARCPOINT LABS | | 1,023 | 551 | 35% | 1,574 |
| WHITE WILSON MEDICAL CENTER | | 247 | 1,327 | 84% | 1,574 |
| ASSURANCE SCIENTIFIC LABORATORIES | 1 | 1,289 | 283 | 18% | 1,573 |
| MELBOURNE MEDICAL LABORATORY | 2 | 1,365 | 202 | 13% | 1,569 |
| ED FRASER MEMORIAL HOSPITAL | | 1,303 | 245 | 16% | 1,548 |
| BAPTIST HEALTH SOUTH FLORIDA - COUNTRY WALK URGENT CARE EXPRESS | | 1,287 | 233 | 15% | 1,520 |
| SPECTOR SCIENTIFIC LAB | 11 | 882 | 610 | 41% | 1,503 |
| BIOCERNA LLC | 9 | 1,305 | 165 | 11% | 1,479 |
| PROJECT HEALTH, INC SUMTERVILLE | 5 | 1,204 | 258 | 18% | 1,467 |
| FLORIDA DEPARTMENT OF HEALTH IN POLK COUNTY | 2 | 1,136 | 327 | 22% | 1,465 |
| ADVANCED MEDICAL OF NAPLES LLC | | 1,295 | 161 | 11% | 1,456 |
| ADVANCE MEDICAL OF NAPLES | | 326 | 1,124 | 78% | 1,450 |
| UNIVERSITY OF ALABAMA AT BIRMINGHAM | | 1,403 | 44 | 3% | 1,447 |

COVID-19: testing by laboratory

Data through Mar 19, 2021 verified as of Mar 20, 2021 at 09:25 AM

Data in this report are provisional and subject to change.

The numbers in the table below represent the number of Florida and non-Florida residents for whom test results were received by the Department of Health. A person can be tested by more than one laboratory and can have both positive and negative results. **Therefore, the sum of the numbers in each column will be larger than the total number of people tested.**

| Reporting lab | Inconclusive | Negative | Positive | Percent positive | Total |
|--|--------------|----------|----------|------------------|-------|
| MEDEXPRESS URGENT CARE - JAX ATLANTIC BLVD | | 1,238 | 203 | 14% | 1,441 |
| READY RESPONDERS FLORIDA, PLLC | | 1,252 | 189 | 13% | 1,441 |
| UHEALTH DEERFIELD BEACH/UMSYLVESTER DEERFIELD BEACH LABORATORY | 3 | 1,380 | 55 | 4% | 1,438 |
| PATIENTS CHOICE LABORATORIES | | 831 | 592 | 42% | 1,423 |
| CAREFAST MURABELLA | | 953 | 466 | 33% | 1,419 |
| COASTAL LABORATORIES | 1 | 1,120 | 287 | 20% | 1,408 |
| BAPTIST HEALTHCARE - JAY HOSPITAL | 3 | 1,032 | 372 | 26% | 1,407 |
| BAPTIST HEALTH SOUTH FLORIDA - KEY BISCANE URGENT CARE EXPRESS | | 1,226 | 170 | 12% | 1,396 |
| MINUTECLINIC LLC #8927 | | 1,187 | 204 | 15% | 1,391 |
| FIRST QUALITY LABORATORY | | 1,297 | 93 | 7% | 1,390 |
| TEMPUS CLINICAL LABORATORY | 10 | 1,228 | 148 | 11% | 1,386 |
| PEDIATRIC HEALTH CARE ALLIANCE - NORTHDAL | | 1,268 | 117 | 8% | 1,385 |
| OPTUMCARE FLORIDA LLC | | 1,121 | 263 | 19% | 1,384 |
| CAREMED CLINIC LLC | 1 | 1,095 | 281 | 20% | 1,377 |
| AMELIA EXPRESS CARE | 1 | 772 | 602 | 44% | 1,375 |
| PARAMOUNT URGENT CARE VILLAGES | | 912 | 463 | 34% | 1,375 |
| NYU HOSPITALS CENTER CLINICAL LABORATORIES | | 1,328 | 44 | 3% | 1,372 |
| ER QUICKCARE PL | | 1,179 | 190 | 14% | 1,369 |
| EUROFINS NTD, LLC | | 1,320 | 44 | 3% | 1,364 |
| MINUTECLINIC LLC #5187 | | 1,190 | 168 | 12% | 1,358 |
| PROHEALTH MEDICAL CLINIC | | 737 | 621 | 46% | 1,358 |
| ASCENSION ST VINCENT'S - SOUTHSIDE | | 1,309 | 49 | 4% | 1,358 |
| TREASURE COAST MEDICAL ASSOCIATES INC | | 747 | 610 | 45% | 1,357 |
| SMA LAB | 10 | 1,192 | 152 | 11% | 1,354 |
| UHEALTH CLINIC AT WALGREENS | | 1,098 | 255 | 19% | 1,353 |
| PATIENTS FIRST LAKE ELLA MEDICAL CENTER | | 1,203 | 148 | 11% | 1,351 |
| VAVA PARTNERS LLC | | 528 | 801 | 60% | 1,329 |
| TOM LEE COMMUNITY HEALTH CENTER | | 860 | 458 | 35% | 1,318 |
| VRL EUROFINS | | 1,256 | 37 | 3% | 1,293 |
| ST ANNES NURSING CENTER | | 1,260 | 25 | 2% | 1,285 |
| MINUTECLINIC LLC | | 1,136 | 138 | 11% | 1,274 |
| INNOVATIVE TRANSFUSION MEDICINE, INC | 11 | 1,094 | 167 | 13% | 1,272 |
| BROWNWOOD CARE CENTER | | 1,127 | 144 | 11% | 1,271 |
| APALACHEE CORRECTIONAL INSTITUTION EAST UNIT | | 1,241 | 26 | 2% | 1,267 |
| HOLIDAY CVS LLC DBA CVSPHARMACY #5155 | | 1,194 | 58 | 5% | 1,252 |
| SUNRISE URGENT CARE ASSOCIATES LLC D/B/A | 9 | 828 | 411 | 33% | 1,248 |
| PALM BAY HOSPITAL CLINICAL LABORATORY | | 884 | 363 | 29% | 1,247 |
| MYTEST DIAGNOSTICS | | 1,178 | 65 | 5% | 1,243 |
| XPRESS URGENT CARE | 4 | 1,038 | 183 | 15% | 1,225 |
| SOLARIS HEALTHCARE PALATKA | | 1,114 | 104 | 9% | 1,218 |
| CLINICORE | | 1,124 | 91 | 7% | 1,215 |
| LAB24 INC | 3 | 534 | 673 | 56% | 1,210 |
| BIO-TECH CLINICAL LABORATORIES INC | | 1,055 | 152 | 13% | 1,207 |
| STAGEZERO LIFE SCIENCES INC | 3 | 1,101 | 99 | 8% | 1,203 |
| ACCESS MEDICAL LABS | | 746 | 448 | 38% | 1,194 |
| ADVENTHEALTH CENTRA CARE TRINITY | | 1,038 | 155 | 13% | 1,193 |
| PARAMOUNT URGENT CARE - CLERMONT | | 690 | 503 | 42% | 1,193 |

COVID-19: testing by laboratory

Data through Mar 19, 2021 verified as of Mar 20, 2021 at 09:25 AM

Data in this report are provisional and subject to change.

The numbers in the table below represent the number of Florida and non-Florida residents for whom test results were received by the Department of Health. A person can be tested by more than one laboratory and can have both positive and negative results. **Therefore, the sum of the numbers in each column will be larger than the total number of people tested.**

| Reporting lab | Inconclusive | Negative | Positive | Percent positive | Total |
|---|--------------|----------|----------|------------------|--------------|
| NORTH FLORIDA PEDIATRICS-TALLAHASSEE | 1 | 1,086 | 100 | 8% | 1,187 |
| ADVANCED DIAGNOSTIC LABORATORY | | 1,135 | 47 | 4% | 1,182 |
| ST PETERSBURG PEDIATRICS | 1 | 1,060 | 113 | 10% | 1,174 |
| EPN URGENT CARE NAPLES | 2 | 792 | 379 | 32% | 1,173 |
| PROFESSIONAL HEALTH EXAMINERS DBA PROHEALTH | 1 | 947 | 222 | 19% | 1,170 |
| PALM HARBOR PHARMACY | | 1,015 | 151 | 13% | 1,166 |
| NAPLES URGENT CARE | 1 | 748 | 409 | 35% | 1,158 |
| COASTAL PEDIATRIC GROUP | | 1,001 | 154 | 13% | 1,155 |
| GRAVITY DIAGNOSTICS, LLC | 3 | 1,018 | 127 | 11% | 1,148 |
| ADDICTION LABS OF AMERICA | 3 | 1,064 | 78 | 7% | 1,145 |
| CAPSTONE HEALTHCARE | | 802 | 330 | 29% | 1,132 |
| CREEKSIDE CARE CENTER | 1 | 974 | 156 | 14% | 1,131 |
| NORTH FLORIDA PEDIATRICS - LAKE CITY | | 917 | 214 | 19% | 1,131 |
| VERITAS GENETICS | 61 | 943 | 119 | 11% | 1,123 |
| PROJECT HEALTH INC | 4 | 953 | 160 | 14% | 1,117 |
| ARCPPOINT LABS OF CORAL SPRINGS FL | | 987 | 124 | 11% | 1,111 |
| CARENOW URGENT CARE – FORT PIERCE | | 781 | 324 | 29% | 1,105 |
| STEWART REFERENCE LABORATORY | 1 | 611 | 490 | 44% | 1,102 |
| XYZ LABORATORY | 8 | 942 | 146 | 13% | 1,096 |
| USF MORSANI CENTER FOR ADVANCED HEALTH CARE | | 955 | 132 | 12% | 1,087 |
| PRIMARY CARE SOUTH INC | | 665 | 405 | 38% | 1,070 |
| AMERICAN FAMILY CARE PENSACOLA WEST | | 533 | 533 | 50% | 1,066 |
| RAINBOW RIVER MEDICAL LABORATORY | | 977 | 83 | 8% | 1,060 |
| HENDRY REGIONAL MEDICAL CENTER CLINICAL LABORATORY | | 809 | 248 | 23% | 1,057 |
| PRIMARY CARE OF THE TREASURE COAST | | 923 | 133 | 13% | 1,056 |
| ABSOLUTE GENOMICS | 1 | 858 | 195 | 19% | 1,054 |
| QUICK CARE MED | | 797 | 253 | 24% | 1,050 |
| NORTH VISTA HOSPITAL LABORATORY | | 893 | 153 | 15% | 1,046 |
| LPG COCONUT POINT | | 864 | 175 | 17% | 1,039 |
| GENEIQ | | 973 | 60 | 6% | 1,033 |
| PROFESSIONAL HEALTH EXAMINERS | | 884 | 144 | 14% | 1,028 |
| WILLIAM OWEN PASS PARK | | 887 | 132 | 13% | 1,019 |
| HEALTH CENTRAL CLINICAL LABORATORY | | 920 | 91 | 9% | 1,011 |
| LENCO MEDICAL LABORATORY | | 962 | 49 | 5% | 1,011 |
| VERITOR | | 850 | 155 | 15% | 1,005 |
| STATMED OCALA | 5 | 805 | 193 | 19% | 1,003 |
| PHAROS HEALTH | | 756 | 246 | 25% | 1,002 |
| VRL EUROFINs - DALLAS | | 987 | 13 | 1% | 1,000 |
| TYNDALL AIR FORCE BASE | | 791 | 207 | 21% | 998 |
| CATALYST WALK IN CLINIC | | 793 | 201 | 20% | 994 |
| PEDIATRICS OF CENTRAL FLORIDA PA | 20 | 921 | 52 | 5% | 993 |
| MINUTECLINIC, LLC DBA MINUTECLINIC #4717 | | 948 | 42 | 4% | 990 |
| LAKELAND REGIONAL HEALTH - PWC/OB | | 36 | 954 | 96% | 990 |
| GROWING TOGETHER PEDIATRICS LLC | | 925 | 60 | 6% | 985 |
| WOODLANDS MEDICAL SPECIALISTS | | 701 | 262 | 27% | 963 |
| FISHERMENS HOSPITAL CLINICAL LAB | | 875 | 86 | 9% | 961 |
| BROAD INSTITUTE CLINICAL SEQUENCING RESEARCH PLATFORM | 3 | 924 | 30 | 3% | 957 |

COVID-19: testing by laboratory

Data through Mar 19, 2021 verified as of Mar 20, 2021 at 09:25 AM

Data in this report are provisional and subject to change.

The numbers in the table below represent the number of Florida and non-Florida residents for whom test results were received by the Department of Health. A person can be tested by more than one laboratory and can have both positive and negative results. **Therefore, the sum of the numbers in each column will be larger than the total number of people tested.**

| Reporting lab | Inconclusive | Negative | Positive | Percent positive | Total |
|--|--------------|----------|----------|------------------|------------|
| INTERLACHEN PEDIATRICS | | 913 | 35 | 4% | 948 |
| THE HEALTH CENTER OF PLANT CITY | | 870 | 76 | 8% | 946 |
| PENSACOLA PEDIATRICS | 2 | 705 | 236 | 25% | 943 |
| HISTOPATHOLOGY SERVICES, LLC | | 837 | 105 | 11% | 942 |
| NORTH FLORIDA PEDIATRICS PA - SUWANNEE | 3 | 802 | 125 | 13% | 930 |
| INTEGRITY LABORATORIES, LLC | 4 | 753 | 164 | 18% | 921 |
| GENE TOX WORLDWIDE | 60 | 736 | 125 | 14% | 921 |
| CAPE CANAVERAL HOSPITAL | | 642 | 273 | 30% | 915 |
| UNIVERSITY OF WEST FLORIDA STUDENT HEALTH SERVICES | 1 | 786 | 124 | 14% | 911 |
| INTERLACHEN PEDIATRICS PA | | 870 | 39 | 4% | 909 |
| TACACHALE CLINICAL LABORATORY | 1 | 858 | 49 | 5% | 908 |
| COVANCE CLINICAL RESEARCH UNIT INC | | 876 | 25 | 3% | 901 |
| FAST TRACK URGENT CARE CENTER | | 4 | 896 | 100% | 900 |
| ENCOMPASS HEALTH | | 878 | 22 | 2% | 900 |
| EAST LAKE PEDIATRICS | | 783 | 112 | 13% | 895 |
| C.W. BILL YOUNG VA MEDICAL CENTER | 1 | 21 | 865 | 98% | 887 |
| BAPTIST HEALTH - MD ANDERSON CANCER CENTER | | 877 | 5 | 1% | 882 |
| HALIFAX MEDICAL CENTER-PORT ORANGE LAB | | 754 | 122 | 14% | 876 |
| ADVENTHEALTH EXPRESS CARE AT WALGREENS | | 751 | 113 | 13% | 864 |
| LEE COUNTY EMERGENCY MEDICAL SERVICE | 1 | 746 | 117 | 14% | 864 |
| NORTH FLORIDA PEDIATRICS PA | 2 | 748 | 114 | 13% | 864 |
| CONSULATE HEALTH CARE OF NEW PORT RICHEY | 2 | 731 | 125 | 15% | 858 |
| DEPARTMENT OF CLINICAL LABS | | 835 | 19 | 2% | 854 |
| NORTH SHORE LIJ URGENT CARE PC | | 785 | 47 | 6% | 832 |
| CVS HEALTH | | 651 | 180 | 22% | 831 |
| NORTH OKALOOSA MEDICAL CENTER | | 491 | 335 | 41% | 826 |
| CHILDRENS MEDICAL ASSOCIATION | | 753 | 72 | 9% | 825 |
| COASTAL PHYSICIANS, LLC | | 662 | 159 | 19% | 821 |
| LOOP PEDIATRICS PA | 3 | 692 | 124 | 15% | 819 |
| FLORIDA HOSPITAL ORLANDO | | 743 | 74 | 9% | 817 |
| Point of Care Testing | 1 | 117 | 698 | 86% | 816 |
| REDI MED LLC | | 657 | 158 | 19% | 815 |
| ASAP LABS LLC | 7 | 655 | 151 | 19% | 813 |
| JACKSONVILLE BEACH PEDIATRIC CARE CENTER | | 747 | 64 | 8% | 811 |
| MOLECULAR TESTING LABS | | 758 | 53 | 7% | 811 |
| ASCENSION ST VINCENT'S - CLAY | | 775 | 35 | 4% | 810 |
| CRUCIAL CARE EMERGENCY MEDICINE DOCTORS | | 647 | 162 | 20% | 809 |
| DOCTOR'S MEMORIAL HOSPITAL | | 639 | 165 | 21% | 804 |
| Tampa Lakes Health and Rehabilitation Center | 2 | 729 | 73 | 9% | 804 |
| FAMILY HEALTH CENTERS OF SWF LABS | 2 | 710 | 91 | 11% | 803 |
| PALM BEACH ATLANTIC UNIVERSITY | | 781 | 19 | 2% | 800 |
| PRIMARY CARE SERVICES AT INDIAN RIVER ESTATES | | 774 | 24 | 3% | 798 |
| NITE LITE PEDIATRICS | | 234 | 564 | 71% | 798 |
| DYNIX DIAGNOSTICS | 2 | 528 | 259 | 33% | 789 |
| NONE | | 308 | 480 | 61% | 788 |
| GOLDEN GATE FAMILY CLINIC | | 332 | 453 | 58% | 785 |
| 24 HOUR PEDIATRIC CARE CENTER | 4 | 724 | 57 | 7% | 785 |

COVID-19: testing by laboratory

Data through Mar 19, 2021 verified as of Mar 20, 2021 at 09:25 AM

Data in this report are provisional and subject to change.

The numbers in the table below represent the number of Florida and non-Florida residents for whom test results were received by the Department of Health. A person can be tested by more than one laboratory and can have both positive and negative results. **Therefore, the sum of the numbers in each column will be larger than the total number of people tested.**

| Reporting lab | Inconclusive | Negative | Positive | Percent positive | Total |
|--|--------------|----------|----------|------------------|------------|
| PRIMARY CARE SERVICES AT ST ANDREWS ESTATES | | 784 | | | 784 |
| CARE ONE OF FLORIDA LLC | | 536 | 243 | 31% | 779 |
| NCHMD, INC SOUTHEAST IMMEDIATE CARE | | 601 | 175 | 23% | 776 |
| MIDWAY SPECIATLY CARE CENTER | | 554 | 221 | 29% | 775 |
| EMERALD COAST PEDIATRICS | | 742 | 32 | 4% | 774 |
| AMERICAN SCIENTIFIC LABORATORIES LLC | | 763 | 8 | 1% | 771 |
| LAB DOCTOR | | 678 | 93 | 12% | 771 |
| VITAS HEALTHCARE CORPORATION OF FLA | 1 | 761 | 5 | 1% | 767 |
| BREVARD HEALTH ALLIANCE | | 500 | 265 | 35% | 765 |
| MACDILL AIR FORCE BASE | | 712 | 51 | 7% | 763 |
| SOLARIS HEALTHCARE CHARLOTTE HARBOR | | 713 | 47 | 6% | 760 |
| VENICE REGIONAL BAYFRONT HEALTH (PULMONARY) | | 637 | 123 | 16% | 760 |
| CENTRAL FLORIDA HEALTH CARE INC | | 649 | 110 | 14% | 759 |
| CALHOUN LIBERTY HOSPITAL | | 599 | 160 | 21% | 759 |
| LIFE CARE CENTER OF NEW PORT RICHEY | | 724 | 34 | 4% | 758 |
| Victoria Nursing and Rehabilitation Center | | 704 | 53 | 7% | 757 |
| NORTH FLORIDA MEDICAL GROUP | | 610 | 145 | 19% | 755 |
| NORTHEAST FLORIDA NEUROLOGY CLINICS, INC | | 637 | 113 | 15% | 750 |
| ANY LAB TEST NOW | 1 | 506 | 243 | 32% | 750 |
| VIERA HOSPITAL, INC | | 590 | 160 | 21% | 750 |
| PALM GARDEN OF PORT SAINT LUCIE | | 735 | 9 | 1% | 744 |
| WILLOWBROOKE COURT AT EDGEWATER POINTE ESTATES | | 731 | 9 | 1% | 740 |
| AMERICAN MEDICAL RESPONSE | | 731 | 8 | 1% | 739 |
| POINT WASHINGTON MEDICAL CLINIC | 1 | 532 | 205 | 28% | 738 |
| AUGUSTUS LABS LLC | | 604 | 133 | 18% | 737 |
| CLINICAL PATHOLOGY LABS INC | | 664 | 73 | 10% | 737 |
| SANTA ROSA MEDICAL GROUP | | 575 | 161 | 22% | 736 |
| ADVENT HEALTH LAB - ORLANDO | | 434 | 299 | 41% | 733 |
| KENDALL HEALTHCARE PROPERTIES DBA | 2 | 703 | 27 | 4% | 732 |
| TELESCOPE HEALTH LLC | 4 | 614 | 113 | 15% | 731 |
| PALACE NURSING HOME & REHAB CENTER | | 695 | 36 | 5% | 731 |
| ORLANDO HEALTH AND REHAB CENTER | | 685 | 44 | 6% | 729 |
| EAST LAKE PEDIATRICS PA | | 661 | 66 | 9% | 727 |
| ETHOS WELLNESS PHARMACY | | 676 | 44 | 6% | 720 |
| SPRING HILL HEALTH AND REHABILITATION CENTER | | 695 | 24 | 3% | 719 |
| DISNEY COVID TEST SITE | | 703 | 13 | 2% | 716 |
| GULF COAST VILLAGE | | 673 | 33 | 5% | 706 |
| FLORIDA GULF COAST UNIVERSITY | | 520 | 186 | 26% | 706 |
| GRAND COURT TAMPA | | 701 | 4 | 1% | 705 |
| PEBBLEBROOK PHARMACY | 1 | 585 | 115 | 16% | 701 |
| FLAGLER COUNTY HEALTH DEPARTMENT | 3 | 545 | 151 | 22% | 699 |
| Crestview Rehabilitation Center | 5 | 565 | 129 | 18% | 699 |
| PREMIER MEDICAL LABORATORY SERVICES | 2 | 463 | 225 | 33% | 690 |
| PHYSICIANS STAT LAB INC | | 601 | 86 | 13% | 687 |
| BOND AND STEELE CLINIC PA | | 488 | 196 | 29% | 684 |
| ADVENTHEALTH MEDICAL GROUP PROMPT CARE | | 495 | 189 | 28% | 684 |
| NCH HEALTHCARE SYSTEM MICROBIOLOGY LAB | | 2 | 676 | 100% | 678 |

COVID-19: testing by laboratory

Data through Mar 19, 2021 verified as of Mar 20, 2021 at 09:25 AM

Data in this report are provisional and subject to change.

The numbers in the table below represent the number of Florida and non-Florida residents for whom test results were received by the Department of Health. A person can be tested by more than one laboratory and can have both positive and negative results. **Therefore, the sum of the numbers in each column will be larger than the total number of people tested.**

| Reporting lab | Inconclusive | Negative | Positive | Percent positive | Total |
|--|--------------|----------|----------|------------------|-------|
| MAIN STREET MEDICAL CENTER | | 152 | 524 | 78% | 676 |
| PALM GARDEN OF VERO BEACH | | 635 | 40 | 6% | 675 |
| EXPRESS PHARMACY | | 623 | 52 | 8% | 675 |
| MOORINGS PARK INSTITUTE, INC, THE | | 647 | 27 | 4% | 674 |
| COLLIER URGENT CARE CENTERS CREEKSIDE | | 610 | 63 | 9% | 673 |
| MINI ER ADULT AND PEDIATRIC URGENT CARE | | 574 | 98 | 15% | 672 |
| MOUNT SINAI LABORATORY | | 636 | 30 | 5% | 666 |
| SOUTHEAST ALABAMA MEDICAL CENT | | 611 | 54 | 8% | 665 |
| MEDICAL FP – WHOLE FAMILY HEALTH CENTER | | 544 | 120 | 18% | 664 |
| SUWANNEE HEALTH AND REHABILITATION CENTER | | 656 | 5 | 1% | 661 |
| GULF COAST MOLECULAR LABORATORIES | 13 | 546 | 102 | 15% | 661 |
| Fernandina Beach Rehabilitation and Nursing Center | 1 | 640 | 19 | 3% | 660 |
| TREE HOUSE PEDIATRICS PLLC | | 592 | 67 | 10% | 659 |
| LIFE CARE CENTER OF PENSACOLA | | 609 | 49 | 7% | 658 |
| ST JOHN'S NURSING CENTER | | 634 | 23 | 4% | 657 |
| JOHN KNOX VILLAGE HEALTH CENTER | | 633 | 23 | 4% | 656 |
| POINT OF CARE TESTING SITE | | 630 | 24 | 4% | 654 |
| BOCA GRANDE HEALTH CLINIC | | 618 | 33 | 5% | 651 |
| MANOR PINES CONVALESCENT CENTER LLC | 1 | 628 | 21 | 3% | 650 |
| MAVERICK LABS | | 460 | 188 | 29% | 648 |
| ORANGE BLOSSOM FAMILY HEALTH | | 615 | 28 | 4% | 643 |
| VETERANS AFFAIRS MEDICAL CENTER | 1 | 41 | 600 | 93% | 642 |
| FORT MYERS INTERNAL MEDICINE, LLC | | 570 | 64 | 10% | 634 |
| THE PRESERVE | | 623 | 9 | 1% | 632 |
| HOLMES REGIONAL MEDICAL CENTER | | 11 | 619 | 98% | 630 |
| FAMILY HEALTH CENTERS OF SOUTHWEST FLORIDA INC | | 557 | 72 | 11% | 629 |
| LIFE CARE CENTER OF ORANGE PARK | | 598 | 31 | 5% | 629 |
| LIFE CARE CENTER OF HILLIARD | | 603 | 22 | 4% | 625 |
| MANOR CARE HEALTH SERVICES - FT MYERS | | 598 | 26 | 4% | 624 |
| CITY MEDICAL OF NEW JERSEY, PC | | 568 | 55 | 9% | 623 |
| CLEWISTON NURSING AND REHABILITATION CENTER | | 610 | 12 | 2% | 622 |
| GOLDEN GLADES NURSING & REHABILITATION CTR | | 606 | 16 | 3% | 622 |
| MID-FLORIDA PATHOLOGY | | 469 | 152 | 24% | 621 |
| PEDIATRIC HEALTHCARE ALLIANCE | | 584 | 37 | 6% | 621 |
| BUFFALO CROSSING HEALTHCARE & REHABILITATION CTR | | 601 | 15 | 2% | 616 |
| CYPRESS VILLAGE | 1 | 588 | 25 | 4% | 614 |
| CARITHERS PEDIATRIC GROUP | | 561 | 52 | 8% | 613 |
| CLINICAL ENTERPRISE, INC | | 592 | 21 | 3% | 613 |
| SEBASTIAN RIVER MEDICAL CENTER | 2 | 441 | 167 | 27% | 610 |
| HOLY CROSS HOSPITAL | | 12 | 598 | 98% | 610 |
| AFC URGENT CARE CLEARWATER | 1 | 123 | 485 | 80% | 609 |
| VITAS HEALTHCARE CORP OF CENTRAL FL | | 584 | 24 | 4% | 608 |
| EDEN SPRINGS NURSING AND REHAB CENTER | | 498 | 110 | 18% | 608 |
| DIAMOND RIDGE HEALTH AND REHABILITATION | | 573 | 32 | 5% | 605 |
| VETERANS AFFAIRS MEDICAL CENTER - JAMES A HALEY | | | 604 | 100% | 604 |
| PEDIATRIC HEALTHCARE ALLIANCE PA | | 552 | 51 | 8% | 603 |
| WILLOW BROOKE COURT AT INDIAN RIVER ESTATES | | 560 | 43 | 7% | 603 |

COVID-19: testing by laboratory

Data through Mar 19, 2021 verified as of Mar 20, 2021 at 09:25 AM

Data in this report are provisional and subject to change.

The numbers in the table below represent the number of Florida and non-Florida residents for whom test results were received by the Department of Health. A person can be tested by more than one laboratory and can have both positive and negative results. **Therefore, the sum of the numbers in each column will be larger than the total number of people tested.**

| Reporting lab | Inconclusive | Negative | Positive | Percent positive | Total |
|---|--------------|----------|----------|------------------|-------|
| PATIENTS FIRST - MAHAN DRIVE | | 164 | 436 | 73% | 600 |
| CONSULATE HEALTHCARE OF VERO BEACH | 14 | 502 | 83 | 14% | 599 |
| BOND CLINIC PA PEDIATRICS DEPT | | 548 | 49 | 8% | 597 |
| FG RAPID RESULTS | 2 | 320 | 273 | 46% | 595 |
| MEDICAL CENTER OF DELTONA, INC | | 497 | 96 | 16% | 593 |
| BREVARD HEALTH ALLIANCE INC, THE | | 559 | 33 | 6% | 592 |
| BROOKDALE FORT MYERS CYPRESS LAKE | | 590 | 2 | 0% | 592 |
| J AND G MEDICAL GROUP LLC | | 486 | 105 | 18% | 591 |
| BALDWIN PEDIATRICS | 1 | 560 | 29 | 5% | 590 |
| MAYFLOWER ASSISTED LIVING | | 581 | 6 | 1% | 587 |
| NSPIRE HEALTHCARE MIAMI LAKES | 8 | 564 | 14 | 2% | 586 |
| EMERALD SHORES HEALTH AND REHABILITATION | | 487 | 97 | 17% | 584 |
| WATSON THERAPEUTICS INC | 1 | 552 | 27 | 5% | 580 |
| SHORELINE PHYSICIAN GROUP | | 364 | 216 | 37% | 580 |
| HMA SANTA ROSA MEDICAL CENTER LLC DBA | | 457 | 122 | 21% | 579 |
| SPEARHEAD MEDICAL | | 516 | 62 | 11% | 578 |
| BALDOMERO LOPEZ STATE VETERANS NURSING HOME | 2 | 569 | 4 | 1% | 575 |
| THERADOC | | 152 | 423 | 74% | 575 |
| DAVITA LABORATORY | | 471 | 104 | 18% | 575 |
| MEDONE URGENT CARE CENTER | | 350 | 223 | 39% | 573 |
| NCH HEALTHCARE BONITA | | 442 | 131 | 23% | 573 |
| TENNESSEE DOH - NASHVILLE | 2 | 504 | 66 | 12% | 572 |
| MEDICAL VB | | 451 | 121 | 21% | 572 |
| CLIFFORD CHESTER SIMS STATE VETERANS | | 557 | 12 | 2% | 569 |
| CONTINENTAL CLINICAL RESEARCH, LLC | | 519 | 46 | 8% | 565 |
| PALM GARDEN OF TAMPA | | 534 | 29 | 5% | 563 |
| PIONEER CLINICAL LAB LLC | | 457 | 105 | 19% | 562 |
| ECCOLAB GROUP | 1 | 147 | 413 | 74% | 561 |
| WHITE-WILSON MEDICAL CENTER - FORT WALTON BEACH | | 541 | 20 | 4% | 561 |
| SABAL PALMS HEALTH AND REHAB | | 508 | 51 | 9% | 559 |
| PHYSICIANS PRIMARY CARE LAB | 1 | 490 | 68 | 12% | 559 |
| EXPRESS URGENT CARE LLC | | 1 | 558 | 100% | 559 |
| MANOR CARE NURSING CENTER OF SARASOTA FL LLC | | 470 | 87 | 16% | 557 |
| SOLARIS HEALTHCARE LAKE CITY | | 453 | 100 | 18% | 553 |
| The Sands at South Beach | | 548 | 4 | 1% | 552 |
| BAPTIST PRIMARY CARE | 2 | 442 | 107 | 19% | 551 |
| NEMOURS CHILDERN'S HOSPITAL | | 453 | 98 | 18% | 551 |
| Plantation Bay Rehabilitation Center | | 525 | 24 | 4% | 549 |
| MEDONE URGENT CARE AT ST. AUGUSTINE | | 149 | 399 | 73% | 548 |
| OCALA FAMILY MEDICAL CENTER INC | 2 | 479 | 67 | 12% | 548 |
| Signature HealthCare Center of Waterford | | 516 | 31 | 6% | 547 |
| VITAE DIAGNOSTICS | | 534 | 13 | 2% | 547 |
| CHILDRENS MEDICAL ASSOCIATION PA | | 487 | 59 | 11% | 546 |
| COASTAL URGENT CARE | | 428 | 116 | 21% | 544 |
| NCF DIAGNOSTICS & DNA TECHNOLOGIES | 15 | 211 | 318 | 58% | 544 |
| RESTORE HEALTH URGENT CARE | | 430 | 114 | 21% | 544 |
| DOCTORS CENTER,THE | | 432 | 111 | 20% | 543 |

COVID-19: testing by laboratory

Data through Mar 19, 2021 verified as of Mar 20, 2021 at 09:25 AM

Data in this report are provisional and subject to change.

The numbers in the table below represent the number of Florida and non-Florida residents for whom test results were received by the Department of Health. A person can be tested by more than one laboratory and can have both positive and negative results. **Therefore, the sum of the numbers in each column will be larger than the total number of people tested.**

| Reporting lab | Inconclusive | Negative | Positive | Percent positive | Total |
|---|--------------|----------|----------|------------------|-------|
| AMERICA'S PHARMACY LLC | | 484 | 59 | 11% | 543 |
| VETERANS AFFAIRS MEDICAL CENTER - GAINESVILLE | | 3 | 540 | 99% | 543 |
| VETERANS AFFAIRS MEDICAL CENTER - BAY PINES | | 18 | 523 | 97% | 541 |
| HEARTLAND PEDIATRICS OF LAKE WALES | | 485 | 55 | 10% | 540 |
| HARBOUR HEALTH CENTER | | 523 | 16 | 3% | 539 |
| VALENCIA HILLS HEALTH AND REHABILITATION CENTER | | 523 | 13 | 2% | 536 |
| PALMETTO FAMILY HEALTHCARE | 1 | 343 | 190 | 36% | 534 |
| CLARITY LABS | | 464 | 70 | 13% | 534 |
| PALM GARDEN OF CLEARWATER | | 515 | 18 | 3% | 533 |
| FOUNTAIN MANOR HEALTH AND REHAB CENTER | 1 | 511 | 20 | 4% | 532 |
| VILLA MARIA NURSING & REHAB CENTER INC | 1 | 517 | 13 | 2% | 531 |
| DOH - INDIAN RIVER | | 450 | 80 | 15% | 530 |
| CHILDRENS CLINIC WEST FLORIDA PEDIATRICS | | 485 | 45 | 8% | 530 |
| RICARDO NAVARRO DO PA | | 457 | 72 | 14% | 529 |
| MEDICAL CENTER CLINIC-IMMEDIATE CARE | 1 | 423 | 104 | 20% | 528 |
| MED FAST URGENT CARE CENTER | | 260 | 268 | 51% | 528 |
| RAINBOW PEDIATRIC CENTER PA | | 493 | 34 | 6% | 527 |
| PENSACOLA PEDIATRICS PA - TIGER POINT | 19 | 496 | 8 | 2% | 523 |
| FLORIDA DEPARTMENT OF HEALTH IN CALHOUN COUNTY | | 393 | 127 | 24% | 520 |
| JACKSON MEMORIAL PERDUE MEDICAL CENTER | | 491 | 26 | 5% | 517 |
| PALM GARDEN OF JACKSONVILLE | 2 | 433 | 80 | 16% | 515 |
| NEW YORK HOSPITAL LABORATORIES | 1 | 500 | 12 | 2% | 513 |
| MEDFAST URGENT CARE CENTERS | | 231 | 281 | 55% | 512 |
| MEMORIAL PEMBROKE 24/7 CARE CENTER | | 392 | 120 | 23% | 512 |
| BETHESDA HEALTH URGENT CARE | | 418 | 92 | 18% | 510 |
| SOUTHERN OAKS CARE CENTER | 1 | 472 | 37 | 7% | 510 |
| FLORIDA DEPARTMENT OF HEALTH CLAY COUNTY | 1 | 410 | 98 | 19% | 509 |
| ARCPPOINTS LABS | | 443 | 66 | 13% | 509 |
| RIVER GARDEN HEBREW HOME FOR THE AGED | | 453 | 55 | 11% | 508 |
| DXTERITY DIAGNOSTICS | 2 | 473 | 31 | 6% | 506 |
| WEST GABLES HEALTH CARE CENTER | | 494 | 10 | 2% | 504 |
| The Manor at Blue Water Bay | | 444 | 60 | 12% | 504 |
| ENZO CLINICAL LABS INC | 3 | 476 | 25 | 5% | 504 |
| ST CLOUD REGIONAL MEDICAL CENTER CLINICAL LAB | | 394 | 109 | 22% | 503 |
| MICHAEL A MIDDLETON MD PA | | 483 | 19 | 4% | 502 |
| SEMINOLE NURSING PAVILION | | 494 | 8 | 2% | 502 |
| FIRST CHOICE PEDIATRICS | | 407 | 94 | 19% | 501 |
| CLINICAL PATHOLOGY LABS | | 388 | 111 | 22% | 499 |
| JACKSON MEMORIAL LONG TERM CARE CENTER | | 475 | 24 | 5% | 499 |
| HOPE HOSPICE AND COMMUNITY SERVICES INC | 14 | 465 | 19 | 4% | 498 |
| HEALTH CENTER AT BRENTWOOD | 1 | 453 | 44 | 9% | 498 |
| Good Samaritan Society Kissimmee Village | | 431 | 65 | 13% | 496 |
| UNIVERSITY OF TAMPA INC, THE | | 487 | 9 | 2% | 496 |
| BROWARD PARTNERSHIP | 6 | 481 | 8 | 2% | 495 |
| CITRUS NURSING CENTER LLC | | 448 | 46 | 9% | 494 |
| MANOR OAKS NURSING & REHAB CENTER | 5 | 486 | 2 | 0% | 493 |
| HILLCREST HEALTH CARE & REHABILITATION CENTER | 3 | 475 | 14 | 3% | 492 |

COVID-19: testing by laboratory

Data through Mar 19, 2021 verified as of Mar 20, 2021 at 09:25 AM

Data in this report are provisional and subject to change.

The numbers in the table below represent the number of Florida and non-Florida residents for whom test results were received by the Department of Health. A person can be tested by more than one laboratory and can have both positive and negative results. **Therefore, the sum of the numbers in each column will be larger than the total number of people tested.**

| Reporting lab | Inconclusive | Negative | Positive | Percent positive | Total |
|--|--------------|----------|----------|------------------|------------|
| RUSKIN HEALTH CENTER | | 296 | 196 | 40% | 492 |
| ASCEND CLINICAL | 5 | 415 | 71 | 14% | 491 |
| SANDBAY URGENT CARE | | 396 | 95 | 19% | 491 |
| AFC URGENT CARE FAMILY CARE | | | 491 | 100% | 491 |
| SUSANNA WESLEY HEALTH CENTER | | 451 | 36 | 7% | 487 |
| THE PALACE AT HOMESTEAD | 1 | 465 | 20 | 4% | 486 |
| CARENOW | 2 | 276 | 208 | 43% | 486 |
| FLORIDA HOSPITAL WAUCHULA | | 350 | 135 | 28% | 485 |
| NORTH FLORIDA RETIREMENT VILLAGE | | 479 | 2 | 0% | 481 |
| AFC URGENT CARE TYRONE | | 2 | 478 | 100% | 480 |
| PARKLANDS FACILITY INC | 4 | 434 | 42 | 9% | 480 |
| PALM GARDEN OF ORLANDO | | 446 | 33 | 7% | 479 |
| HERON POINTE HEALTH AND REHABILITATION | 1 | 475 | 3 | 1% | 479 |
| LAUDERDALE NURSING CENTER LLC | 1 | 458 | 19 | 4% | 478 |
| HARTS HARBOR HEALTH CARE CENTER | | 457 | 21 | 4% | 478 |
| MANOR AT CARPENTERS | | 450 | 27 | 6% | 477 |
| SHORE ACRES CARE CENTER | | 442 | 35 | 7% | 477 |
| SIGNATURE HEALTHCARE OF BROOKWOOD GARDENS | | 470 | 6 | 1% | 476 |
| Quest Diag Unspecifd | 1 | 318 | 156 | 33% | 475 |
| MOBILE MEDICAL ASSOCIATES PL | 17 | 408 | 50 | 11% | 475 |
| FLO-MEDILAB SERVICES LLC | | 192 | 282 | 59% | 474 |
| NATURE COAST MEDICAL GROUP | | 375 | 98 | 21% | 473 |
| BENTON PEDIATRICS INC | | 425 | 48 | 10% | 473 |
| Colonial Lakes Health Care | | 430 | 43 | 9% | 473 |
| ORLANDO HEALTH CENTER FOR REHABILITATION | | 459 | 13 | 3% | 472 |
| STEWART SEBASTIAN RIVER MEDICAL CENTER | | 416 | 56 | 12% | 472 |
| AFC URGENT CARE SEMINOLE | | | 471 | 100% | 471 |
| LIFE CARE CENTER OF PALM BAY□ | | 444 | 27 | 6% | 471 |
| DAIRY ROAD URGENT CARE | 2 | 348 | 121 | 26% | 471 |
| INTERNAL MEDICINE & PEDIATRICS OF TAMPA BAY PA | | 403 | 67 | 14% | 470 |
| NAVAL HOSPITAL - JACKSONVILLE | | 136 | 333 | 71% | 469 |
| DBI HEALTH INC | | 454 | 15 | 3% | 469 |
| PW WINDERMERE SUBTENANT LLC | | 468 | 1 | 0% | 469 |
| LITTLE PINE PEDIATRICS PLLC | 3 | 407 | 58 | 12% | 468 |
| WHITE WILSON MEDICAL CENTER PA - NAVARRE | | 351 | 116 | 25% | 467 |
| CARE ONE OF FLORIDA | 1 | 318 | 146 | 31% | 465 |
| THE PALACE MANAGEMENT - THE PALACE AT CORAL GABLES | | 459 | 3 | 1% | 462 |
| ELLENTON PEDIATRICS | | 444 | 18 | 4% | 462 |
| NURSING PLUS OF BROWARD LLC | 1 | 442 | 18 | 4% | 461 |
| BROOKDALE PALMER RANCH | 1 | 403 | 57 | 12% | 461 |
| Palm Garden of Largo | | 454 | 4 | 1% | 458 |
| SOLARIS HEALTHCARE OSCEOLA | | 434 | 24 | 5% | 458 |
| MEDSCAN LABORATORY INC | 1 | 242 | 214 | 47% | 457 |
| WILLISTON CARE CENTER | | 395 | 61 | 13% | 456 |
| CLARIDGE HOUSE NURSING CENTER | | 437 | 18 | 4% | 455 |
| FLORIDA HOSPITAL MEDICAL GROUP | | 273 | 182 | 40% | 455 |
| MINUTECLINIC LLC, #10357 | | 452 | 2 | 0% | 454 |

COVID-19: testing by laboratory

Data through Mar 19, 2021 verified as of Mar 20, 2021 at 09:25 AM

Data in this report are provisional and subject to change.

The numbers in the table below represent the number of Florida and non-Florida residents for whom test results were received by the Department of Health. A person can be tested by more than one laboratory and can have both positive and negative results. **Therefore, the sum of the numbers in each column will be larger than the total number of people tested.**

| Reporting lab | Inconclusive | Negative | Positive | Percent positive | Total |
|--|--------------|----------|----------|------------------|-------|
| Q ANSWER LAB | 1 | 392 | 59 | 13% | 452 |
| CONSULATE HEALTH CARE OF BAYONET POINT | 4 | 441 | 7 | 2% | 452 |
| NEW YORK PRESBYTERIAN - CUMC CLINICAL | | 434 | 18 | 4% | 452 |
| NEW PLANT CITY FAMILY CARE | 1 | 243 | 207 | 46% | 451 |
| VITAS LUTHERAN TOWERS INPATIENT PROGRAM | | 386 | 64 | 14% | 450 |
| AFC URGENT CARE | | 113 | 335 | 75% | 448 |
| NORTH FL SOUTH GA HCS-LAKE CITY | | 441 | 6 | 1% | 447 |
| NAPLES CHILDREN'S URGENT CARE | | 394 | 53 | 12% | 447 |
| Solaris HealthCare Windermere | | 415 | 32 | 7% | 447 |
| DIAMOND RIDGE HEALTH AND REHABILITATION CENTER | | 422 | 22 | 5% | 444 |
| Cypress Cove Care Center | | 343 | 100 | 23% | 443 |
| NORTH FLORIDA REHABILITATION & SPECIALTY CARE☐ | | 436 | 6 | 1% | 442 |
| PALM GARDEN OF WINTER HAVEN | 3 | 422 | 16 | 4% | 441 |
| EMERITUS AT NAPLES | 2 | 437 | 1 | 0% | 440 |
| SMA SPECIALTY MEDICAL LAB | | 119 | 321 | 73% | 440 |
| GANDY CROSSING CARE CENTER | 1 | 424 | 14 | 3% | 439 |
| MEDIPATH | | 19 | 420 | 96% | 439 |
| MILLER BIOCONNECT | | 397 | 42 | 10% | 439 |
| SUNSHINE URGENT CARE LLC | | 291 | 147 | 34% | 438 |
| STARKE FAMILY MEDICAL CENTER | | 348 | 89 | 20% | 437 |
| ANCIENT CITY PEDIATRICS | 1 | 420 | 16 | 4% | 437 |
| Ocala Health and Rehabilitation Center | | 415 | 21 | 5% | 436 |
| PRO HEALTH | | 188 | 248 | 57% | 436 |
| QUOTIENT SCIENCES | | 422 | 13 | 3% | 435 |
| MAGNOLIA FAMILY URGENT CARE | | 395 | 40 | 9% | 435 |
| ST ANDREWS BAY SKILLED NURSING & | | 374 | 61 | 14% | 435 |
| Darcy Hall Of Life Care | | 420 | 13 | 3% | 433 |
| BROOKSVILLE HEALTHCARE CENTER LLC☐ | | 420 | 13 | 3% | 433 |
| HEALTHY STEPS PEDIATRICS | | 386 | 47 | 11% | 433 |
| APP-UNIPATH, LLC | 2 | 415 | 15 | 3% | 432 |
| EPN URGENT CARE | | 83 | 348 | 81% | 431 |
| AVECINA MEDICAL JULINGTON | 1 | 240 | 189 | 44% | 430 |
| FLORIDA DEPT OF HEALTH IN BREVARD COUNTY | 3 | 363 | 63 | 15% | 429 |
| Solaris Healthcare Daytona | 2 | 380 | 46 | 11% | 428 |
| PALM GARDEN OF OCALA | | 330 | 98 | 23% | 428 |
| ABBOTT DIAGNOSTICS | | 408 | 18 | 4% | 426 |
| SANTA ROSA CENTER FOR REHABILITATION AND HEALING | | 353 | 69 | 16% | 422 |
| LEHIGH REGIONAL MEDICAL CENTER LAB | 2 | 372 | 47 | 11% | 421 |
| Bardmoor Oaks Healthcare and Rehabilitation Center | | 410 | 11 | 3% | 421 |
| GARCIA CLINICAL LABORATORY | | 28 | 392 | 93% | 420 |
| LIFEBRITE | 2 | 220 | 198 | 47% | 420 |
| Manatee Springs Rehabilitation and Nursing Center | | 399 | 20 | 5% | 419 |
| ADDINGTON PLACE AT WELLINGTON GREEN | | 410 | 9 | 2% | 419 |
| HOSPICE OF THE FLORIDA SUNCOAST,THE | | 415 | 3 | 1% | 418 |
| FHMG FLORIDA HOSPITAL MEDICAL GROUP | | 379 | 39 | 9% | 418 |
| ABBAY DELRAY | | 412 | 6 | 1% | 418 |
| BHA CENTRAL COUNTY CLINIC | | 359 | 59 | 14% | 418 |

COVID-19: testing by laboratory

Data through Mar 19, 2021 verified as of Mar 20, 2021 at 09:25 AM

Data in this report are provisional and subject to change.

The numbers in the table below represent the number of Florida and non-Florida residents for whom test results were received by the Department of Health. A person can be tested by more than one laboratory and can have both positive and negative results. **Therefore, the sum of the numbers in each column will be larger than the total number of people tested.**

| Reporting lab | Inconclusive | Negative | Positive | Percent positive | Total |
|--|--------------|----------|----------|------------------|-------|
| SOLARIS HEALTHCARE MERRITT ISLAND | | 376 | 41 | 10% | 417 |
| ROLLINS COLLEGE WELLNESS CENTER | | 130 | 287 | 69% | 417 |
| VITAS HEALTHCARE CORPORATION | | 411 | 5 | 1% | 416 |
| TIDEWELL HOSPICE INC | 2 | 406 | 7 | 2% | 415 |
| ASSOCIATESMD MEDICAL GROUP INC | | 354 | 59 | 14% | 413 |
| INDIAN RIVER CTR, LLC | | 362 | 50 | 12% | 412 |
| CLERMONT HEALTH AND REHABILITATION CENTER | | 380 | 32 | 8% | 412 |
| ORLANDO VA MEDICAL CENTER | | | 412 | 100% | 412 |
| ORCHARD PARK HEALTH & REHABILITATION | | 406 | 5 | 1% | 411 |
| GOOD SAMARITAN CENTER | | 408 | 3 | 1% | 411 |
| MINUTECLINIC LLC #3671 | | 366 | 44 | 11% | 410 |
| FLORIDA DEPARTMENT OF HEALTH | | 360 | 49 | 12% | 409 |
| FLOMEDILAB | | 189 | 220 | 54% | 409 |
| WATERMARK LAKE POINTE WOODS LLC | | 390 | 18 | 4% | 408 |
| ADVENTHEALTH MEDICAL GROUP PROMPT CAR | 1 | 289 | 116 | 29% | 406 |
| AMEERAH LABS, LLC | 2 | 321 | 83 | 20% | 406 |
| TIDE LABORATORIES | | 362 | 43 | 11% | 405 |
| TREASURE COAST COMMUNITY HEALTH | 3 | 335 | 66 | 16% | 404 |
| Timberidge Center for Rehabilitation and Healing | | 370 | 34 | 8% | 404 |
| FLORIDA DEPARTMENT OF HEALTH IN LIBERTY COUNTY | 3 | 305 | 96 | 24% | 404 |
| SOUTHERN LABORATORY SERVICES OF NWF | | 369 | 34 | 8% | 403 |
| QUALITOX LABORATORIES | | 225 | 177 | 44% | 402 |
| PINES OF SARASOTA | | 397 | 5 | 1% | 402 |
| WELL-BEING MEDICAL CENTER PLLC | | 367 | 33 | 8% | 400 |
| Destin Healthcare and Rehabilitation Center | 1 | 357 | 40 | 10% | 398 |
| SOLARIS HEALTHCARE BAYONET POINT | | 382 | 16 | 4% | 398 |
| ADVENTHEALTH EXPRESS CARE AT | | 326 | 72 | 18% | 398 |
| MINI ER AND URGENT CARE | | 289 | 105 | 27% | 394 |
| BONIFAY NURSING AND REHAB CENTER | | 363 | 30 | 8% | 393 |
| SUNLAND MARIANNA COX MEDICAL CENTER | | 350 | 43 | 11% | 393 |
| PEDIATRICS BY THE SEA | | 376 | 17 | 4% | 393 |
| DIAGNOSTIC & CLINICAL CARE SERVICES INC DBA | | 315 | 77 | 20% | 392 |
| FAMILY CARE PARTNERS OF NORTHEAST FLORIDA LLC | | 318 | 74 | 19% | 392 |
| BAPTIST PRIMARY CARE, INC | | 362 | 28 | 7% | 390 |
| MOOSEHAVEN HEALTH CENTER | | 352 | 38 | 10% | 390 |
| HEALTHWORKS MED GROUP OF FLORIDA PA | 3 | 379 | 8 | 2% | 390 |
| BARBER | | 13 | 376 | 97% | 389 |
| MEMPHIS PATHOLOGY LABORATORY | 4 | 364 | 19 | 5% | 387 |
| KINDRED HOSPITAL | 10 | 360 | 17 | 4% | 387 |
| LIFE CARE PONTE VEDRA INC | | 378 | 9 | 2% | 387 |
| VILLAGE DOCTORS OF KEYSTONE | | 306 | 81 | 21% | 387 |
| PALMS OF SEBRING | | 353 | 34 | 9% | 387 |
| ADVENT HEALTH - DELTONA ER | | 319 | 68 | 18% | 387 |
| BLOUNTSTOWN REHABILITATION CENTER LLC | | 280 | 106 | 27% | 386 |
| ST PETERSBURG PEDIATRICS-PARK BLVD | | 352 | 34 | 9% | 386 |
| Bayside Care Center | 1 | 364 | 20 | 5% | 385 |
| PREMIER MEDICAL CENTER LLC | | 384 | | | 384 |

COVID-19: testing by laboratory

Data through Mar 19, 2021 verified as of Mar 20, 2021 at 09:25 AM

Data in this report are provisional and subject to change.

The numbers in the table below represent the number of Florida and non-Florida residents for whom test results were received by the Department of Health. A person can be tested by more than one laboratory and can have both positive and negative results. **Therefore, the sum of the numbers in each column will be larger than the total number of people tested.**

| Reporting lab | Inconclusive | Negative | Positive | Percent positive | Total |
|--|--------------|----------|----------|------------------|-------|
| UNIVERSITY OF TAMPA STUDENT HEALTH AND SHC CLINICAL LABORATORY | | 230 | 153 | 40% | 383 |
| BROOKDALE PADDOCK HILLS | 2 | 377 | 2 | 1% | 381 |
| BRISTOL AT TAMPA, THE | 4 | 369 | 8 | 2% | 381 |
| PEDIATRIC ASSOCIATES OF OCALA PA | | 349 | 31 | 8% | 380 |
| THE SPRINGS AT BOCA CIEGA BAY | | 371 | 9 | 2% | 380 |
| BARTON HEALTH ALLIANCE | 3 | 331 | 45 | 12% | 379 |
| PruittHealth Panama City | 1 | 313 | 64 | 17% | 378 |
| NATIONS BEST FAMILY HEALTH CARE | | 199 | 179 | 47% | 378 |
| UR MEDICINE LABS- CENTRAL LABORATORY | | 354 | 23 | 6% | 377 |
| BAYA PHARMACY WEST | | 8 | 368 | 98% | 376 |
| TRI-COUNTY NURSING AND REHABILITATION CENTER INC | | 360 | 15 | 4% | 375 |
| ADVENTHEALTH EXPRESS CARE AT WALGREENS 49TH STREET | | 317 | 57 | 15% | 374 |
| PORT SAINT LUCIE HOSPITAL | | 365 | 9 | 2% | 374 |
| AYERS HEALTH & REHABILITATION CENTER | | 367 | 7 | 2% | 374 |
| FAIR HAVENS CENTER, OPCO | | 367 | 7 | 2% | 374 |
| PALM GARDEN OF WEST PALM BEACH | 4 | 354 | 15 | 4% | 373 |
| Life Care Center of Ocala | | 304 | 69 | 18% | 373 |
| ACCESS MEDICAL CENTER | 1 | 344 | 28 | 8% | 373 |
| ST PETERSBURG PEDIATRICS-SEMINOLE BLVD | | 306 | 66 | 18% | 372 |
| HENDRY REGIONAL MEDICAL CENTER | | 107 | 265 | 71% | 372 |
| SPECIALTY HEALTH AND REHABILITATION CENTER | | 346 | 25 | 7% | 371 |
| SERENADES IN THE VILLAGES | | 318 | 53 | 14% | 371 |
| URGENT CARE BETHESDA | 1 | 318 | 52 | 14% | 371 |
| Stacey Health Care Centers Inc. dba Riverside Care Center | | 341 | 29 | 8% | 370 |
| ARTHREX MEDICAL CENTER | 1 | 261 | 108 | 29% | 370 |
| SEA BREEZE REHAB AND NURSING CENTER | | 361 | 9 | 2% | 370 |
| FLORIDA HOSPITAL HEARTLAND MED CTR LAKE PLACID | | 280 | 90 | 24% | 370 |
| INFORM DIAGNOSTICS | | 360 | 9 | 2% | 369 |
| BERNHARDT LABORATORIES | 1 | 305 | 63 | 17% | 369 |
| ADVENT HEALTH - TAMPA | | 148 | 220 | 60% | 368 |
| TRENTON MEDICAL CENTER INC DBA PALMS MEDICAL GROUP | 4 | 270 | 93 | 25% | 367 |
| FLORIDA HEART & VASCULAR MULTISPECIALTY GROUP PA | | 268 | 98 | 27% | 366 |
| DIGNITY HEALING, LLC | | 351 | 15 | 4% | 366 |
| WELL HEALTH WORKS | 1 | 324 | 39 | 11% | 364 |
| SOLARIS HEALTHCARE PARKWAY | 2 | 344 | 17 | 5% | 363 |
| PLANT CITY PEDIATRICS | 1 | 293 | 69 | 19% | 363 |
| Consulate Health Care of North Fort Myers | | 351 | 12 | 3% | 363 |
| FAMILY EXPRESS URGENT CARE | | 5 | 358 | 99% | 363 |
| LIFE CARE CENTER OF WINTER HAVEN | | 344 | 18 | 5% | 362 |
| HARDEE MANOR HEALTH CARE CENTER | 1 | 358 | 3 | 1% | 362 |
| TRINITY REGIONAL REHAB CENTER | | 347 | 15 | 4% | 362 |
| VETERANS AFFAIRS MEDICAL CENTER - LAKE CITY | | 52 | 309 | 86% | 361 |
| HEALTH CENTRAL PARK | | 295 | 66 | 18% | 361 |
| CHAUTAUQUA REHABILITATION AND NURSING CENTER | | 351 | 9 | 3% | 360 |
| MANOR CARE OF BOYNTON BEACH LLC | | 336 | 24 | 7% | 360 |
| Bay Breeze Senior Living and Rehabilitation Center | | 304 | 53 | 15% | 357 |
| SUN COUNTRY PEDIATRICS PLLC | 9 | 317 | 31 | 9% | 357 |

COVID-19: testing by laboratory

Data through Mar 19, 2021 verified as of Mar 20, 2021 at 09:25 AM

Data in this report are provisional and subject to change.

The numbers in the table below represent the number of Florida and non-Florida residents for whom test results were received by the Department of Health. A person can be tested by more than one laboratory and can have both positive and negative results. **Therefore, the sum of the numbers in each column will be larger than the total number of people tested.**

| Reporting lab | Inconclusive | Negative | Positive | Percent positive | Total |
|---|--------------|----------|----------|------------------|-------|
| VILLAGE DOCTORS FAMILY MEDICAL CENTER OF | | 292 | 64 | 18% | 356 |
| ORCHARD RIDGE CARE AND REHABILITATION CENTER | | 336 | 19 | 5% | 355 |
| HAINES CITY REHABILITATION AND NURSING CENTER | | 331 | 24 | 7% | 355 |
| HARDEE COUNTY HEALTH DEPARTMENT | | 285 | 70 | 20% | 355 |
| SIGNATURE HEALTHCARE OF NORTH FLORIDA | | 349 | 4 | 1% | 353 |
| MY CLINICAL LAB | | 224 | 129 | 37% | 353 |
| VILLAGE AT VIENNA SQUARE,THE | 6 | 329 | 17 | 5% | 352 |
| MANORCARE HEALTH SERVICES - VENICE | | 297 | 55 | 16% | 352 |
| MEDFAST URGENT CARE CENTER | | 122 | 230 | 65% | 352 |
| AMBULATORY SURGERY CENTER OF BOCA RATON LTD | | 348 | 4 | 1% | 352 |
| CORAL BAY HEALTHCARE AND REHABILITATION | 1 | 338 | 12 | 3% | 351 |
| BAYSHORE DIAGNOSTICS | | 310 | 41 | 12% | 351 |
| SANFORD LABORATORIES | | 325 | 26 | 7% | 351 |
| AVANTE AT OCALA INC | 2 | 318 | 30 | 9% | 350 |
| OCEAN VIEW NURSING AND REHAB CENTER | | 334 | 16 | 5% | 350 |
| Palmetto Subacute Care Center | | 339 | 11 | 3% | 350 |
| SIPARADIGM, DIAGNOSTIC INFORMATICS | | 273 | 77 | 22% | 350 |
| SABAL DIRECT PRIMARY CARE, PA | | 290 | 59 | 17% | 349 |
| Marshall Health and Rehabilitation Center | | 299 | 49 | 14% | 348 |
| ONESTOP MEDICAL AND URGENT CARE LLC | | 302 | 45 | 13% | 347 |
| HEALTH DESIGNS | | 332 | 14 | 4% | 346 |
| COLOR GENOMICS, INC. | 2 | 337 | 6 | 2% | 345 |
| ARCPPOINT LABS OF SARASOTA MANATEE | | 266 | 78 | 23% | 344 |
| USAFSAM/PHE | | 174 | 170 | 49% | 344 |
| BAY VILLAGE OF SARASOTA INC | | 340 | 3 | 1% | 343 |
| WHITE-WILSON MEDICAL CENTER - NICEVILLE | | 303 | 40 | 12% | 343 |
| AVANTE AT MT DORA | | 338 | 4 | 1% | 342 |
| TAMARAC REHABILITATION & HEALTH CENTER | | 337 | 4 | 1% | 341 |
| ADVENT HEALTH CENTRA CARE - PALM COAST | | 80 | 261 | 77% | 341 |
| FAIRWAY OAKS CENTER LLC | 6 | 329 | 6 | 2% | 341 |
| CORAL TRACE HEALTH CARE | 2 | 333 | 5 | 1% | 340 |
| CRONOS CLINICAL LABORATORY | 22 | 227 | 91 | 27% | 340 |
| ATLANTIC SHORES NURSING AND REHAB CENTER | 1 | 330 | 9 | 3% | 340 |
| SELECT REFERENCE LABORATORIES, LLC | 1 | 326 | 12 | 4% | 339 |
| Life Care Center of Punta Gorda | 1 | 325 | 13 | 4% | 339 |
| SPRINGTREE REHAB & HEALTH CARE CENTER | | 315 | 23 | 7% | 338 |
| TUSKAWILLA NURSING AND REHAB CENTER | 2 | 329 | 7 | 2% | 338 |
| FL HUD DESTIN, LLC D/B/A GRAND BOULEVARD HEALTH | | 299 | 39 | 12% | 338 |
| MEDICAL CENTER AT OCEAN REEF,THE | | 321 | 17 | 5% | 338 |
| AVANTE AT LEESBURG INC | | 334 | 2 | 1% | 336 |
| HOLISTIX TREATMENT CENTERS | | 328 | 8 | 2% | 336 |
| HCSO OCCUPATIONAL HEALTH AND WELLNESS CENTER | | 263 | 73 | 22% | 336 |
| NORTH PINELLAS STATMED QUICK QUALITY CLINICS | | 236 | 97 | 29% | 333 |
| Parkview Rehabilitation Center at Winter Park | | 322 | 10 | 3% | 332 |
| AVENTURA REHAB AND NURSING CENTER | | 316 | 15 | 5% | 331 |
| KISSIMMEE FACILITY OPERATIONS LLC | | 306 | 24 | 7% | 330 |
| Life Care Center at Wells Crossing | | 309 | 21 | 6% | 330 |

COVID-19: testing by laboratory

Data through Mar 19, 2021 verified as of Mar 20, 2021 at 09:25 AM

Data in this report are provisional and subject to change.

The numbers in the table below represent the number of Florida and non-Florida residents for whom test results were received by the Department of Health. A person can be tested by more than one laboratory and can have both positive and negative results. **Therefore, the sum of the numbers in each column will be larger than the total number of people tested.**

| Reporting lab | Inconclusive | Negative | Positive | Percent positive | Total |
|--|--------------|----------|----------|------------------|-------|
| EXCEL PEDIATRICS | | 278 | 52 | 16% | 330 |
| LAKE EUSTIS HEALTH AND REHABILITATION CENTER | | 322 | 7 | 2% | 329 |
| SEASIDE HEALTH AND REHABILITATION CENTER | | 270 | 58 | 18% | 328 |
| PEDIATRIC HEALTH CARE ALLIANCE, PA | | 295 | 33 | 10% | 328 |
| ELMHURST HOSPITAL CENTER | 1 | 299 | 28 | 9% | 328 |
| ROSEWOOD HEALTH AND REHABILITATION CENTER | | 306 | 21 | 6% | 327 |
| Coastal Health and Rehabilitation Center | | 315 | 11 | 3% | 326 |
| PIONEER CLINICAL LAB, LLC | | 212 | 113 | 35% | 325 |
| SILVER CREEK SENIOR LIVING COMMUNITY | | 320 | 5 | 2% | 325 |
| BAPTIST PRIMARY CARE INC | 1 | 298 | 25 | 8% | 324 |
| WALGREENS 3173 | | 298 | 26 | 8% | 324 |
| MIDWAY SPECIALTY CARE CENTER | 3 | 207 | 114 | 35% | 324 |
| ELMCROFT PINECREST | 1 | 300 | 22 | 7% | 323 |
| SAMANTHA WILSON CARE CENTER | 4 | 310 | 9 | 3% | 323 |
| 24/7 PEDIATRIC CARE CENTERS INC | | 303 | 20 | 6% | 323 |
| HEALTH PARK CARE CENTER | | 319 | 4 | 1% | 323 |
| KENNEDY PAIN CLINIC GROUP LLC | | 289 | 33 | 10% | 322 |
| DELTONA HEALTH CARE | | 298 | 24 | 7% | 322 |
| HOLIDAY CVS LLC DBA CVS/PHARMACY #0440 | | 311 | 10 | 3% | 321 |
| RIVERS FAMILY MEDICINE PA | | 240 | 81 | 25% | 321 |
| LabCorp (Non-Interfaced) | 1 | 125 | 195 | 61% | 321 |
| ADVENT HEALTH - TIMBERRIDGE ER | | 269 | 52 | 16% | 321 |
| BEAR CREEK NURSING CENTER | | 315 | 5 | 2% | 320 |
| EMERALD COAST PEDIATRICS & ADOL | | 298 | 21 | 7% | 319 |
| PruittHealth Santa Rosa | | 225 | 94 | 29% | 319 |
| PALMS REHABILITATION AND HEALTHCARE CENTER | | 282 | 37 | 12% | 319 |
| PENSACOLA PEDIATRICS, PA | | 302 | 17 | 5% | 319 |
| ARGO SENIOR LIVING AT HAVERHILL | | 298 | 20 | 6% | 318 |
| BIOCEPT | | 296 | 22 | 7% | 318 |
| ADVENT HEALTH - WESTCHASE ER | | 272 | 46 | 14% | 318 |
| GOOD SAMARITAN SOCIETY-DAYTONA | | 296 | 21 | 7% | 317 |
| The Care Center at Pinellas Park | 1 | 307 | 8 | 3% | 316 |
| REHABILITATION CENTER OF LAKE CITY, THE | | 288 | 28 | 9% | 316 |
| Life Care Center at Inverrary | | 307 | 9 | 3% | 316 |
| COMMUNITY HEALTH AND REHABILITATION CENTER | | 254 | 62 | 20% | 316 |
| FLORIDA HEALTH CARE PLANS | | | 316 | 100% | 316 |
| BROOKDALE LAKE TAVARES | | 310 | 5 | 2% | 315 |
| KEY WEST HEALTH AND REHAB | 1 | 306 | 7 | 2% | 314 |
| JACKSON PLAZA NURSING & REHAB CENTER | 6 | 301 | 7 | 2% | 314 |
| GENESIS MEDICAL LABORATORY MIAMI FL. | | 83 | 230 | 73% | 313 |
| ST LUCIE EMPLOYEE HEALTH & WELLNESS CENTER | | 307 | 6 | 2% | 313 |
| PHYSICIANS REGIONAL WALK-IN | | 190 | 122 | 39% | 312 |
| AVELLINO LAB USA, INC | 1 | 299 | 12 | 4% | 312 |
| MEDEXPRESS LUTZ | | 3 | 309 | 99% | 312 |
| FAMILY CARE PARTNERS OF NE FLORIDA LLC | | 238 | 72 | 23% | 310 |
| TAVARES PEDIATRICS | | 262 | 47 | 15% | 309 |
| ESTERO ISLAND MEDICAL CENTER | | 245 | 64 | 21% | 309 |

COVID-19: testing by laboratory

Data through Mar 19, 2021 verified as of Mar 20, 2021 at 09:25 AM

Data in this report are provisional and subject to change.

The numbers in the table below represent the number of Florida and non-Florida residents for whom test results were received by the Department of Health. A person can be tested by more than one laboratory and can have both positive and negative results. **Therefore, the sum of the numbers in each column will be larger than the total number of people tested.**

| Reporting lab | Inconclusive | Negative | Positive | Percent positive | Total |
|---|--------------|----------|----------|------------------|-------|
| SOUTHWEST ORLANDO FAMILY MEDICINE, PL | | 257 | 51 | 17% | 308 |
| ST JUDE CHILDREN'S RESEARCH HOSPITAL | | 293 | 15 | 5% | 308 |
| HOLLEY NAVARRE MEDICAL CLINIC | | 229 | 78 | 25% | 307 |
| Life Care Center of Sarasota | | 293 | 13 | 4% | 306 |
| REGENTS PARK OF BOCA RATON□ | | 303 | 3 | 1% | 306 |
| JAMES A HALEY VETERANS HOSPITAL | | | 305 | 100% | 305 |
| LAKELAND REGIONAL HEALTH SYSTEMS INC | | 39 | 266 | 87% | 305 |
| JACKSONVILLE KIDS PEDIATRICS, PLLC | | 272 | 33 | 11% | 305 |
| LUTHERAN HAVEN | | 295 | 9 | 3% | 304 |
| ST JAMES HEALTH AND REHABILITATION CENTER | | 219 | 85 | 28% | 304 |
| HEATHER HILL HEALTHCARE CENTER | | 257 | 46 | 15% | 303 |
| UNIVERSITY OF CENTRAL FLORIDA HEALTH SERVICES | | 301 | 2 | 1% | 303 |
| Solaris Healthcare Lake Bennet | | 268 | 35 | 12% | 303 |
| AZALEA TRACE PHYSICIAN SERVICES | | 300 | 3 | 1% | 303 |
| LASER & SURGERY CENTER OF THE PALM BEACHES□ | | 300 | 2 | 1% | 302 |
| ST CATHERINE'S WEST REHABILITATION HOSPITAL | | 289 | 13 | 4% | 302 |
| SAINTS 120 LLC | 1 | 267 | 34 | 11% | 302 |
| HOMESTEAD MANOR | 2 | 258 | 41 | 14% | 301 |
| AMERICAN FINNISH NURSING HOME | 2 | 290 | 8 | 3% | 300 |
| URGENT CARE EXPRESS LLC | | 1 | 298 | 100% | 299 |
| BOCA BIOLISTICS REFERENCE LABORATORY | 2 | 185 | 112 | 37% | 299 |
| Avante at Inverness | | 295 | 3 | 1% | 298 |
| OKEECHOBEE COUNTY HEALTH DEPT | 1 | 209 | 88 | 30% | 298 |
| ROSEN MEDICAL CENTER | | 257 | 41 | 14% | 298 |
| CLARE BRIDGE ORMOND BEACH | 1 | 297 | | | 298 |
| ADVANCED AMBULATORY SURGERY CENTER | | 284 | 13 | 4% | 297 |
| BUENA VISTA URGENT CARE | | 264 | 33 | 11% | 297 |
| MY HEALTHY BLUEPRINT BY BAPTIST HEALTH CARE | | 245 | 52 | 18% | 297 |
| OSPREY LODGE | | 238 | 59 | 20% | 297 |
| ENCOMPASS HEALTH REHABILITATION HOSPITAL OF SUNRISE | 8 | 283 | 6 | 2% | 297 |
| FRICKS PHARMACY | | 235 | 61 | 21% | 296 |
| BROOKDALE DESTIN | | 284 | 12 | 4% | 296 |
| CROSS POINTE CARE CENTER | 2 | 287 | 6 | 2% | 295 |
| BAY COUNTY SHERIFFS OFFICE JAIL FACILITY | | 249 | 45 | 15% | 294 |
| LONGWOOD FAMILY PRACTICE | | 224 | 69 | 24% | 293 |
| SIGNATURE HEALTHCARE AT THE COURTYARD | | 246 | 47 | 16% | 293 |
| NORTHWEST MEDICAL CENTER CLINICAL LABORATORY | | 175 | 118 | 40% | 293 |
| DEPARTMENT OF HEALTH BUREAU OF FAMILY | | 287 | 6 | 2% | 293 |
| MANORCARE AT LELY PALMS | | 288 | 5 | 2% | 293 |
| MANOR CARE OF NAPLES FL LLC | | 289 | 3 | 1% | 292 |
| The Grove Health and Rehabilitation | | 269 | 23 | 8% | 292 |
| BIOIQ | | 243 | 48 | 16% | 291 |
| Solaris Healthcare Coconut Creek | | 285 | 6 | 2% | 291 |
| PALM BEACH PEDIATRICS PA | 2 | 252 | 36 | 12% | 290 |
| TALLAHASSEE NHHI LLC | 1 | 262 | 27 | 9% | 290 |
| CONSULATE HEALTH CARE OF SAFETY HARBOR | | 283 | 6 | 2% | 289 |
| AUBURN UNIVERSITY MEDICAL CLINIC | | 227 | 62 | 21% | 289 |

COVID-19: testing by laboratory

Data through Mar 19, 2021 verified as of Mar 20, 2021 at 09:25 AM

Data in this report are provisional and subject to change.

The numbers in the table below represent the number of Florida and non-Florida residents for whom test results were received by the Department of Health. A person can be tested by more than one laboratory and can have both positive and negative results. **Therefore, the sum of the numbers in each column will be larger than the total number of people tested.**

| Reporting lab | Inconclusive | Negative | Positive | Percent positive | Total |
|---|--------------|----------|----------|------------------|-------|
| Avante at Orlando | 1 | 282 | 6 | 2% | 289 |
| LA MER NH LLC | | 284 | 5 | 2% | 289 |
| PALM GARDEN OF GAINESVILLE | 2 | 285 | 2 | 1% | 289 |
| AMERICAN HEALTH ASSOCIATES INC | 1 | 270 | 17 | 6% | 288 |
| Heartland Healthcare of Ft. Myers | 1 | 285 | 1 | 0% | 287 |
| SILVERCREST HEALTH AND REHABILITATION CENTER | 3 | 276 | 8 | 3% | 287 |
| RULEME CENTER | 2 | 259 | 26 | 9% | 287 |
| WIMAUMA COMMUNITY HEALTH CENTER | | 234 | 52 | 18% | 286 |
| BRIDGEWATER PARK HEALTH AND REHAB | | 257 | 29 | 10% | 286 |
| LAKE PARK OF MADISON | | 275 | 10 | 4% | 285 |
| ACCURATE DIAGNOSTIC LABS, INC | | 268 | 17 | 6% | 285 |
| CHEEK AND SCOTT DRUGS INC | | 235 | 49 | 17% | 284 |
| AURORA DIAGNOSTICS BERNHARDT LABORATORIES PATHOLOGY SERVICE | | 190 | 93 | 33% | 283 |
| W FRANK WELLS NURSING HOME | | 253 | 28 | 10% | 281 |
| TIERRA PINES CENTER | | 269 | 12 | 4% | 281 |
| BAYA POINTE NURSING AND REHABILITATION | | 197 | 83 | 30% | 280 |
| DOCTORS MEMORIAL HOSPITAL | | 155 | 125 | 45% | 280 |
| HOSPICE OF LAKE & SUMTER INC | 1 | 272 | 6 | 2% | 279 |
| PERSONALIZED GENETIC TESTING | 1 | 183 | 95 | 34% | 279 |
| renaissance health and rehabilitation center | | 259 | 19 | 7% | 278 |
| WESTCHESTER GARDENS LIMITED PARTNERSHIP | | 272 | 6 | 2% | 278 |
| DAVID SCOTT MADWAR MD PA | | 251 | 27 | 10% | 278 |
| Crossbreeze care center | 1 | 274 | 2 | 1% | 277 |
| PRUITT HEALTH-SANTA ROSA | | 275 | 2 | 1% | 277 |
| HARBOURWOOD | 1 | 272 | 4 | 1% | 277 |
| AVON PARK PEDIATRICS INC | 3 | 249 | 25 | 9% | 277 |
| Rehabilitation Center for Park Place LLC | | 265 | 11 | 4% | 276 |
| VILLAGES REGIONAL HOSPITAL SURGERY CENTER LLC, THE | | 218 | 58 | 21% | 276 |
| Avante at St Cloud, Inc. | | 268 | 7 | 3% | 275 |
| HUNT CLUB PEDIATRIC ASSOCIATES, P.A. | | 234 | 41 | 15% | 275 |
| FLORIDA KEYS PEDIATRICS & ADOLESCENT CENTER | | 260 | 14 | 5% | 274 |
| Solaris HealthCare Imperial | | 266 | 8 | 3% | 274 |
| Glades West Rehabilitation and Nursing Center | | 266 | 8 | 3% | 274 |
| VILLAGE PLACE NH LLC | | 248 | 24 | 9% | 272 |
| NASSAU COUNTY JAIL | | 229 | 43 | 16% | 272 |
| CENTERSTONE OF FLORIDA | | 252 | 19 | 7% | 271 |
| Sunset Point Center | | 267 | 4 | 1% | 271 |
| STERLING HOUSE OF DELAND | | 270 | 1 | 0% | 271 |
| FOUNTAIN INN NURSING & REHABILITATION CTR, INC | | 265 | 6 | 2% | 271 |
| Premier Place at The Glenview | | 260 | 9 | 3% | 269 |
| FLETCHER HEALTH AND REHABILITATION CENTER | | 268 | 1 | 0% | 269 |
| LODGE HEALTH AND REHABILITATION CENTER, THE | | 237 | 32 | 12% | 269 |
| USA HEALTH UNIVERSITY HOSPITAL CLINICAL LABORATORY | 1 | 257 | 10 | 4% | 268 |
| ADVENT HEALTH CARE CENTER | 9 | 246 | 13 | 5% | 268 |
| ADVENT HEALTH CENTRA CARE - ORMOND BEACH | | 113 | 155 | 58% | 268 |
| West Melbourne Health and Rehabilitation Center | | 266 | 1 | 0% | 267 |
| BRENTWOOD RETIREMENT COMMUNITY | 5 | 231 | 31 | 12% | 267 |

COVID-19: testing by laboratory

Data through Mar 19, 2021 verified as of Mar 20, 2021 at 09:25 AM

Data in this report are provisional and subject to change.

The numbers in the table below represent the number of Florida and non-Florida residents for whom test results were received by the Department of Health. A person can be tested by more than one laboratory and can have both positive and negative results. **Therefore, the sum of the numbers in each column will be larger than the total number of people tested.**

| Reporting lab | Inconclusive | Negative | Positive | Percent positive | Total |
|---|--------------|----------|----------|------------------|-------|
| CHIPOLA HEALTH AND REHAB | | 250 | 17 | 6% | 267 |
| DAYTONA BEACH HEALTH AND REHAB CENTER | | 267 | | | 267 |
| LUIS A GHIGLINO MD PA | | 258 | 9 | 3% | 267 |
| Concordia Village of Tampa AL | | 262 | 5 | 2% | 267 |
| Vi at Lakeside Village Skilled Nursing | | 254 | 12 | 5% | 266 |
| VETERANS AFFAIRS MEDICAL CENTER - MIAMI | | 2 | 264 | 99% | 266 |
| HAVEN OF OUR LADY OF PEACE INC | | 258 | 8 | 3% | 266 |
| SERANADES BY SONATA WEST ORANGE | | 236 | 29 | 11% | 265 |
| PROTEUS MOLECULAR AND CLINICAL LAB | 1 | 150 | 112 | 43% | 263 |
| RIVERWOOD HEALTH NH LLC | | 223 | 39 | 15% | 262 |
| CHURCH OF SCIENTOLOGY FLAG SERVICE ORGANIZATION | | 259 | 3 | 1% | 262 |
| CHIPOLA MEDICAL ASSOCIATES, LLC | | 186 | 76 | 29% | 262 |
| WHITE WILSON MEDICAL IMMEDIATE CARE NICEVILLE | | 46 | 216 | 82% | 262 |
| PAVILION FOR HEALTHCARE, THE | | 260 | 2 | 1% | 262 |
| WESTWOOD HEALTHCARE SNF | | 215 | 46 | 18% | 261 |
| SARAPATH DIAGNOSTICS | | 140 | 121 | 46% | 261 |
| BROWARD NURSING & REHABILITATION CTR | 8 | 238 | 14 | 5% | 260 |
| CLIFFORD CHESTER SIMS VA NURSING HOME | | 251 | 9 | 3% | 260 |
| CONSULATE HEALTHCARE OF KISSIMMEE | | 247 | 12 | 5% | 259 |
| MACCLENNY NURSING AND REHAB | | 241 | 18 | 7% | 259 |
| Chatsworth at PGA National, LLC | | 246 | 12 | 5% | 258 |
| FIRST CHOICE PRIMARY CARE | | 207 | 51 | 20% | 258 |
| FLORIDA WOMAN CARE LABORATORY LLC | | 232 | 26 | 10% | 258 |
| DE LUNA HEALTH AND REHABILITATION CENTER | | 233 | 23 | 9% | 256 |
| STATMED QUICK QUALITY CLINIC AT NORTH PINELLAS | | 66 | 189 | 74% | 255 |
| BOULEVARD REHABILITATION CENTER | | 241 | 14 | 5% | 255 |
| ABBOTT LABORATORIES | | 166 | 89 | 35% | 255 |
| AZALEA TRACE | | 241 | 13 | 5% | 254 |
| MARTIN MEMORIAL MEDICAL CENTER LAB | | 128 | 126 | 50% | 254 |
| FLORIDA ATLANTIC UNIVERSITY STUDENT HEALTH | | 215 | 39 | 15% | 254 |
| ADVENT HEALTH - ORLANDO | | 194 | 59 | 23% | 253 |
| SHELL POINT VILLAGE MEDICAL CENTER | | 246 | 7 | 3% | 253 |
| Surrey Place Healthcare and Rehabilitation | | 250 | 2 | 1% | 252 |
| ARBOR FACILITY INC | | 250 | 1 | 0% | 251 |
| FAMILY MEDICAL CARE OF PALM BEACH | | 190 | 60 | 24% | 250 |
| Solaris Senior Living North Naples ALF | | 241 | 9 | 4% | 250 |
| MIAMI JEWISH HEALTH SYSTEMS, INC | 4 | 236 | 9 | 4% | 249 |
| FORT MYERS REHABILITATION AND NURSING CENTER | | 223 | 26 | 10% | 249 |
| BUREAU OF CLINICAL LABORATORIES | | 208 | 41 | 16% | 249 |
| Cross Gardens Care Center | | 248 | 1 | 0% | 249 |
| BOND CLINIC, PA | | 182 | 66 | 27% | 248 |
| CARRINGTON PLACE OF ST PETE LLC | | 242 | 6 | 2% | 248 |
| RENAISSANCE AT THE TERRACES | | 247 | 1 | 0% | 248 |
| ST MARK VILLAGE | 1 | 242 | 5 | 2% | 248 |
| KR at Hillsborough Lakes/Lutz Healthcare | | 237 | 10 | 4% | 247 |
| AMELIA MEDICAL CARE | | 97 | 150 | 61% | 247 |
| Heritage Healthcare at Tallahassee | | 239 | 7 | 3% | 246 |

COVID-19: testing by laboratory

Data through Mar 19, 2021 verified as of Mar 20, 2021 at 09:25 AM

Data in this report are provisional and subject to change.

The numbers in the table below represent the number of Florida and non-Florida residents for whom test results were received by the Department of Health. A person can be tested by more than one laboratory and can have both positive and negative results. **Therefore, the sum of the numbers in each column will be larger than the total number of people tested.**

| Reporting lab | Inconclusive | Negative | Positive | Percent positive | Total |
|---|--------------|----------|----------|------------------|-------|
| CYPRESS COVE | | 240 | 6 | 2% | 246 |
| AVECINA MOBILE | | 121 | 125 | 51% | 246 |
| NORTH FLORIDA PEDIATRICS - MARIANNA | | 206 | 39 | 16% | 245 |
| ADVENTHEALTH EXPRESS CARE AT WESLEY CH | | 218 | 27 | 11% | 245 |
| ROSEWOOD HEALTHCARE & REHABILITATION CENTER | | 239 | 6 | 2% | 245 |
| LAKESIDE NEUROLOGIC | | 234 | 10 | 4% | 244 |
| MALABAR/ADVENT CENTRA CARE | | 48 | 196 | 80% | 244 |
| FLORIDA CLINICAL LABORATORY-BIOREFERENCE LABORATORIES | | 92 | 151 | 62% | 243 |
| APLS SERVICES LLC D/B/A CLEAR DIAGNOSTICS | 12 | 229 | 2 | 1% | 243 |
| HEARTLAND PEDIATRICS OF LAKE PLACID PA | 1 | 212 | 30 | 12% | 243 |
| PONTE VEDRA GARDENS | | 242 | 1 | 0% | 243 |
| BAYVIEW CENTER | | 238 | 5 | 2% | 243 |
| EDGEWATER AT WATERMAN VILLAGE,THE | | 227 | 15 | 6% | 242 |
| ARCHER HEALTH VENTURES, LLC | | 217 | 25 | 10% | 242 |
| WALGREENS 10670 | | 212 | 30 | 12% | 242 |
| JACKSONVILLE UNIVERSITY | 1 | 227 | 13 | 5% | 241 |
| GOOD SAMARITAN CARES | | 236 | 5 | 2% | 241 |
| HOMESTEAD VILLAGE | | 229 | 11 | 5% | 240 |
| CLARE BRIDGE OF SARASOTA | | 238 | 2 | 1% | 240 |
| ORANGE COUNTY HEALTH DEPT | | 228 | 11 | 5% | 239 |
| AMERICAN HOUSE SENIOR LIVING | | 189 | 50 | 21% | 239 |
| PALM GARDEN OF AVENTURA | | 236 | 3 | 1% | 239 |
| UCC - WELLINGTON | | 3 | 236 | 99% | 239 |
| TERRACES OF LAKE WORTH CARE CENTER□ | | 227 | 12 | 5% | 239 |
| WASHINGTON REHAB AND NURSING | | 227 | 10 | 4% | 237 |
| PEDIATRICS IN BREVARD PA | | 188 | 49 | 21% | 237 |
| Consulate Health Care of St. Petersburg | | 229 | 7 | 3% | 236 |
| CONEY ISLAND HOSPITAL | | 229 | 7 | 3% | 236 |
| FELLOWSHIP HOME AT THE FAIRWAY LLC | | 229 | 7 | 3% | 236 |
| TGH | | 1 | 235 | 100% | 236 |
| OAK HAMMOCK AT THE UNIVERSITY OF FLORIDA | | 229 | 6 | 3% | 235 |
| REGENTS PARK AT AVENTURA | | 221 | 14 | 6% | 235 |
| BAY TREE CARE AND REHABILITATION CENTER | | 197 | 38 | 16% | 235 |
| Chatham Glen Healthcare and Rehabilitation Center | | 226 | 8 | 3% | 234 |
| ARCPPOINT LABS OF ST PETERSBURG | | 152 | 82 | 35% | 234 |
| ST AUGUSTINE HEALTH & REHAB CENTER | | 233 | 1 | 0% | 234 |
| ATLANTIC URGENT CARE | | 155 | 78 | 33% | 233 |
| LORI MCAULIFFE MD PA | | 204 | 29 | 12% | 233 |
| MANDARIN PEDIATRICS | | 210 | 22 | 9% | 232 |
| CITY OF PORT SAINT LUCIE | | 215 | 17 | 7% | 232 |
| LAKEVIEW INTERNAL MEDICINE | | 175 | 57 | 25% | 232 |
| ARDEN COURTS OF TAMPA□ | 2 | 224 | 5 | 2% | 231 |
| ManorCare Health Services-Palm Harbor | 1 | 229 | | | 230 |
| LYNN HAVEN SPORTS COMPLEX-WALKON CLINIC | | 21 | 209 | 91% | 230 |
| PALM BEACH COUNTY FIREFIGHTERS HEALTH CLINIC, LLC | | 189 | 41 | 18% | 230 |
| PRINCIPLE LABORATORY | 5 | 218 | 5 | 2% | 228 |
| 220 GOLDEN, LLC | 1 | 211 | 16 | 7% | 228 |

COVID-19: testing by laboratory

Data through Mar 19, 2021 verified as of Mar 20, 2021 at 09:25 AM

Data in this report are provisional and subject to change.

The numbers in the table below represent the number of Florida and non-Florida residents for whom test results were received by the Department of Health. A person can be tested by more than one laboratory and can have both positive and negative results. **Therefore, the sum of the numbers in each column will be larger than the total number of people tested.**

| Reporting lab | Inconclusive | Negative | Positive | Percent positive | Total |
|--|--------------|----------|----------|------------------|-------|
| Lake Port Square Health Center | | 212 | 16 | 7% | 228 |
| RITECARE MEDICAL CENTER | | 156 | 71 | 31% | 227 |
| AVANTE AT ORMOND BEACH INC | | 221 | 6 | 3% | 227 |
| SEAVIEW NURSING AND REHABILITATION CENTER | | 217 | 9 | 4% | 226 |
| METROPOLITAN HOSPITAL CENTER | | 220 | 6 | 3% | 226 |
| Lakewood Nursing Center | | 197 | 29 | 13% | 226 |
| PARKS HEALTHCARE & REHABILITATION CTR | 4 | 211 | 11 | 5% | 226 |
| SAMIR EBEID MD | | 202 | 23 | 10% | 225 |
| CCS - JOSEPH V CONTE | | 223 | 2 | 1% | 225 |
| THE RESIDENCE AT TIMBER PINES | 4 | 194 | 25 | 11% | 223 |
| MIAMI CEREBRAL PALSY RESIDENTIAL | | 222 | 1 | 0% | 223 |
| LEHIGH VALLEY GENOMICS | | | 223 | 100% | 223 |
| WIREGRASS DIRECT PRIMARY CARE PLLC□ | | 190 | 33 | 15% | 223 |
| NORTH FLORIDA PEDIATRICS PA - DUVAL | | 193 | 29 | 13% | 222 |
| EDGEWOOD NURSING CENTER | | 213 | 9 | 4% | 222 |
| DISCOVERY VILLAGE AT MELBOURNE | | 195 | 27 | 12% | 222 |
| PINNACLES PEDS CARE PA | | 222 | | | 222 |
| POMPANO REHABILITATION AND NURSING CTR | | 221 | | | 221 |
| Signature healthcare of Jacksonville | | 215 | 5 | 2% | 220 |
| ST ANTHONYS REHABILITATION HOSPITAL | 9 | 209 | 2 | 1% | 220 |
| ASCENSION MEDICAL GROUP | | 5 | 215 | 98% | 220 |
| E-LAB OF FLORIDA | | 198 | 21 | 10% | 219 |
| WOOD LAKE HEALTH AND REHABILITATION CENTER | | 219 | | | 219 |
| ANGELS DIAGNOSTIC GROUP | | 174 | 45 | 21% | 219 |
| Boynton Beach Rehabilitation Center | 2 | 213 | 4 | 2% | 219 |
| HOLISTIC PEDIATRICS GROUP LLC | | 197 | 21 | 10% | 218 |
| CORAL REEF NURSING & REHABILITATION CENTER | | 212 | 6 | 3% | 218 |
| WHITE WILSON MEDICAL CENTER IMMEDIATE CARE | | 108 | 109 | 50% | 217 |
| LAKE PORT SQUARE | | 200 | 17 | 8% | 217 |
| FORT PIERCE HEALTH CARE | | 210 | 7 | 3% | 217 |
| THE MANOR AT CARPENTERS | | 185 | 32 | 15% | 217 |
| ST. CLOUD REGIONAL MEDICAL CENTER | | 199 | 18 | 8% | 217 |
| PADDOCK RIDGE | | 214 | 3 | 1% | 217 |
| SURREY PLACE CARE CENTER | | 211 | 6 | 3% | 217 |
| NSPIRE HEALTHCARE LAUDERHILL | | 210 | 6 | 3% | 216 |
| VI AT BENTLEY VILLAGE HOME CARE | | 215 | 1 | 0% | 216 |
| BROOKDALE ATRIM WAY | | 210 | 6 | 3% | 216 |
| FLORIDA STATE HOSPITAL CLINICAL LABORATORY | | 214 | 2 | 1% | 216 |
| CORAL GABLES NURSING & REHABILITATION CENTER | | 205 | 10 | 5% | 215 |
| Orchid Cove at Sarasota | | 214 | 1 | 0% | 215 |
| VETERANS AFFAIRS ORLANDO VA MEDICAL CENTER | | | 215 | 100% | 215 |
| DOCTORS MEMORIAL FAMILY MEDICINE | 2 | 148 | 65 | 30% | 215 |
| GATEWAY/ADVENT CENTRA CARE | 1 | 24 | 190 | 88% | 215 |
| LCS SANDHILL COVE LLC DBA | 6 | 199 | 9 | 4% | 214 |
| KEY LARGO - LARGO CARGO | | 193 | 21 | 10% | 214 |
| BLOCK, NATION, CHASE, AND SMOLEN FAMILY MEDICINE | | 157 | 57 | 27% | 214 |
| ELLENTON PEDIATRICS PA | | 200 | 14 | 7% | 214 |

COVID-19: testing by laboratory

Data through Mar 19, 2021 verified as of Mar 20, 2021 at 09:25 AM

Data in this report are provisional and subject to change.

The numbers in the table below represent the number of Florida and non-Florida residents for whom test results were received by the Department of Health. A person can be tested by more than one laboratory and can have both positive and negative results. **Therefore, the sum of the numbers in each column will be larger than the total number of people tested.**

| Reporting lab | Inconclusive | Negative | Positive | Percent positive | Total |
|---|--------------|----------|----------|------------------|-------|
| MADISON FACILITY INC | | 212 | 1 | 0% | 213 |
| MORSELIFE MEMORY CARE RESIDENCE | | 204 | 9 | 4% | 213 |
| Consulate Healthcare of West Palm Beach | | 197 | 16 | 8% | 213 |
| COLONY CLUB ALF,THE | 1 | 199 | 13 | 6% | 213 |
| POCONO MEDICAL CENTER | | 212 | | | 212 |
| ADVENT HEALTH - LAKE NONA | | 183 | 29 | 14% | 212 |
| CONSULATE HEALTH CARE OF WINTER HAVEN | | 209 | 3 | 1% | 212 |
| San Jose Health & Rehabilitation | | 206 | 6 | 3% | 212 |
| Bayside Health and Rehabilitation | | 181 | 31 | 15% | 212 |
| CHILDREN MED CARE INC | | 179 | 33 | 16% | 212 |
| THE VILLAGES REGIONAL HOSPITAL FREESTANDING | | 190 | 22 | 10% | 212 |
| LIFE CARE CENTER OF PORT ST. LUCIE | | 200 | 12 | 6% | 212 |
| SUNRISE DIAGNOSTIC LABORATORY | | 158 | 53 | 25% | 211 |
| BORLAND GROOVER CLINIC | 1 | 173 | 37 | 18% | 211 |
| MACTOWN, INC | | 209 | 2 | 1% | 211 |
| MARTIN ACQUISITION 1 LLC DBA | | 198 | 13 | 6% | 211 |
| FLAGLER COUNTY DETENTION CENTER | | 199 | 12 | 6% | 211 |
| SUPERIOR RESIDENCES OF PANAMA CITY BEACH | | 205 | 6 | 3% | 211 |
| PARTICLE THEORY LABS | | 191 | 20 | 9% | 211 |
| HEALTH FIRST - HOLMES REGIONAL MEDICAL CENTER | | 32 | 178 | 85% | 210 |
| ST VINCENT'S AMBULATORY CARE INC DBA | 2 | 177 | 31 | 15% | 210 |
| BODYK | | 206 | 4 | 2% | 210 |
| EVENT MED SERVICES LABORATORY | | 205 | 5 | 2% | 210 |
| GOOD SAMARITAN SOCIETY OF DELAND | | 199 | 11 | 5% | 210 |
| Royal Oaks Nursing and Rehab | | 209 | 1 | 0% | 210 |
| GUEST HOUSE OCALA, THE | | 204 | 6 | 3% | 210 |
| Avante at Lake Worth, Inc. | | 208 | 1 | 0% | 209 |
| Taylor Care Center | | 204 | 5 | 2% | 209 |
| The Palace Nursing and Rehabilitation Center | | 209 | | | 209 |
| Whispering Oaks | 11 | 175 | 23 | 11% | 209 |
| Nspire Health Care Kendall | | 199 | 10 | 5% | 209 |
| ALTAMONTE MD | | 42 | 166 | 80% | 208 |
| Flagler Health and Rehabilitation | | 205 | 3 | 1% | 208 |
| FULGENT GENETICS | 2 | 165 | 40 | 19% | 207 |
| PALMS MEDICAL GROUP HIGH SPRINGS | | 174 | 33 | 16% | 207 |
| DOS OF NORTH SHORES NURSING & REHAB CENTER | | 207 | | | 207 |
| SPRINGS AT LAKE POINTE WOODS | | 204 | 2 | 1% | 206 |
| ST PETERSBURG PEDIATRICS-EAST BAY | 1 | 171 | 34 | 17% | 206 |
| SOLARIS SENIOR LIVING VERO BEACH | | 198 | 8 | 4% | 206 |
| Cross Terrace REhabitation | | 203 | 2 | 1% | 205 |
| LAKESIDE HEALTH CENTER | | 205 | | | 205 |
| CCS - PAUL REIN DETENTION FACILITY | | 139 | 66 | 32% | 205 |
| PCB CLINIC | | 159 | 45 | 22% | 204 |
| DISCOVERY VILLAGE AT NAPLES | | 187 | 17 | 8% | 204 |
| ADVENT HEALTH CENTRA CARE - DAYTONA BEACH | | 94 | 110 | 54% | 204 |
| BROOKDALE OF SPRING HILL | 9 | 192 | 2 | 1% | 203 |
| Sunnyside Nursing Home | | 200 | 3 | 1% | 203 |

COVID-19: testing by laboratory

Data through Mar 19, 2021 verified as of Mar 20, 2021 at 09:25 AM

Data in this report are provisional and subject to change.

The numbers in the table below represent the number of Florida and non-Florida residents for whom test results were received by the Department of Health. A person can be tested by more than one laboratory and can have both positive and negative results. **Therefore, the sum of the numbers in each column will be larger than the total number of people tested.**

| Reporting lab | Inconclusive | Negative | Positive | Percent positive | Total |
|--|--------------|----------|----------|------------------|-------|
| IMA MEDICAL GROUP | | 136 | 67 | 33% | 203 |
| GLENRIDGE ON PALMER RANCH,THE | | 195 | 8 | 4% | 203 |
| HOSPICE OF ST FRANCIS INC□ | | 196 | 7 | 3% | 203 |
| PATHGROUP LABS LLC | | 97 | 105 | 52% | 202 |
| POLK COUNTY HEALTH DEPARTMENT | | 178 | 24 | 12% | 202 |
| ADVENT HEALTH CENTRA CARE - APOPKA NORTH | | 172 | 30 | 15% | 202 |
| STERLING HOUSE OF WINTER HAVEN | | 198 | 3 | 1% | 201 |
| CONSULATE HEALTH CARE OF MELBOURNE | | 196 | 5 | 2% | 201 |
| VAMC WEST PALM LAB | | 5 | 196 | 98% | 201 |
| ARDEN COURTS OF SEMINOLE | | 160 | 41 | 20% | 201 |
| INN AT ASTON GARDENS, THE | | 194 | 7 | 3% | 201 |
| MATHISON RETIREMENT COMMUNITY, INC | 1 | 192 | 8 | 4% | 201 |
| Governors Creek Health and Rehabilitation | 1 | 198 | 2 | 1% | 201 |
| HERITAGE HEALTHCARE AND REHABILITATION CENTER | | 195 | 5 | 3% | 200 |
| BAY VUE NURSING AND REHABILITATION CENTER | | 190 | 10 | 5% | 200 |
| OAKBROOK HEALTH AND REHABILITATION CENTER | 1 | 185 | 14 | 7% | 200 |
| FLORIDA HEALTH CARE PLAN INC | | 2 | 197 | 99% | 199 |
| ADVENT HEALTH - CARROLLWOOD | 4 | 169 | 26 | 13% | 199 |
| LAKE VIEW CARE CENTER AT DELRAY | | 193 | 6 | 3% | 199 |
| SOUTHLAND SUITES OF ORMOND BEACH | 4 | 195 | | | 199 |
| DEPARTMENT OF HEALTH & HUMAN SERVICES | | 198 | | | 198 |
| Avante of Boca Raton | | 198 | | | 198 |
| LAUREL POINT CARE ACQUISITION LLC DBA SANDGATE GARDENS REHAB AND NURSI | | 171 | 27 | 14% | 198 |
| CORNERSTONE MEDICAL CARE OF BRANDON PL | | 101 | 96 | 49% | 197 |
| JUPITER MEDICAL CENTER URGENT CENTER | | 158 | 39 | 20% | 197 |
| MIRACLE HILL NURSING & REHABILITATION CENTER INC | | 191 | 6 | 3% | 197 |
| BRADEN RIVER REHABILITATION CENTER LLC | | 196 | 1 | 1% | 197 |
| The Waterford | | 194 | 3 | 2% | 197 |
| BOCA RATON REHABILITATION CENTER | 4 | 189 | 3 | 2% | 196 |
| ADVANCED MEDICAL GROUP | | 1 | 195 | 99% | 196 |
| ABBIEJEAN RUSSELL CARE CENTER□ | | 195 | 1 | 1% | 196 |
| SANDY PINES | 2 | 175 | 19 | 10% | 196 |
| PATHWAY PHARMACY | | 162 | 34 | 17% | 196 |
| PALM HARBOR FAMILY PRACTICE & WALK-IN | | 149 | 47 | 24% | 196 |
| NO FLORIDA PEDIATRICS, PA | | 169 | 27 | 14% | 196 |
| PENSACOLA PEDIATRICS - PACE | | 184 | 11 | 6% | 195 |
| Heritage Park Rehabilitation & Healthcare | | 177 | 18 | 9% | 195 |
| TARPON POINT NURSING AND REHABILITATION CENTER | | 192 | 3 | 2% | 195 |
| SUNCOAST URGENT CARE | | 146 | 49 | 25% | 195 |
| AFTER HOURS PEDIATRICS INC | 1 | 1 | 193 | 99% | 195 |
| ALLIANCE PEDIATRICS PA | | 189 | 5 | 3% | 194 |
| BEACON AT GULF BREEZE, THE | 2 | 181 | 11 | 6% | 194 |
| AMA MEDICAL GROUP LLC | | 162 | 32 | 16% | 194 |
| SARNO EXTENDED HOURS | | 124 | 69 | 36% | 193 |
| MARION AND BERNARD L SAMSON NURSING CENTER | | 189 | 4 | 2% | 193 |
| PBC FIREFIGHTER BENEFIT FUND WELLNESS CENTER | | 155 | 38 | 20% | 193 |
| TUSCAN GARDENS OF PALM COAST | | 187 | 5 | 3% | 192 |

COVID-19: testing by laboratory

Data through Mar 19, 2021 verified as of Mar 20, 2021 at 09:25 AM

Data in this report are provisional and subject to change.

The numbers in the table below represent the number of Florida and non-Florida residents for whom test results were received by the Department of Health. A person can be tested by more than one laboratory and can have both positive and negative results. **Therefore, the sum of the numbers in each column will be larger than the total number of people tested.**

| Reporting lab | Inconclusive | Negative | Positive | Percent positive | Total |
|--|--------------|----------|----------|------------------|-------|
| FINLAY CLINICAL LABORATORY INC | 1 | 39 | 152 | 79% | 192 |
| CYPRESS POINT LIVING, LLC | | 177 | 15 | 8% | 192 |
| GRACE PEDIATRICS | | 161 | 31 | 16% | 192 |
| HEALTH LINK DIAGNOSTIC LABORATORIES | | 182 | 9 | 5% | 191 |
| MEDICAL CONSULTANTS OF FLORIDA LLC | 1 | 157 | 33 | 17% | 191 |
| NEO GENOMICS - FORT MYERS | 1 | 183 | 6 | 3% | 190 |
| WALGREENS 4915 | 1 | 170 | 19 | 10% | 190 |
| UNIVERSITY OF MIAMI | | 62 | 127 | 67% | 189 |
| NEW YORK CITY DEPARTMENT OF HEALTH & MENTAL | | 155 | 34 | 18% | 189 |
| RIVERWOOD CENTER,THE | | 179 | 10 | 5% | 189 |
| PATRIOT MEDICAL LABORATORIES | | 181 | 8 | 4% | 189 |
| BHA TITUSVILLE CLINIC | | 177 | 12 | 6% | 189 |
| LAB CORP | 1 | 109 | 78 | 41% | 188 |
| WOMEN'S CARE FLORIDA LABORATORY | | 183 | 5 | 3% | 188 |
| FIRST CHOICE PEDIATRICS SEMORAN | | 97 | 91 | 48% | 188 |
| OCEAN REEF MEDICAL CENTER | | 150 | 38 | 20% | 188 |
| BARKLEY PLACE | 1 | 182 | 4 | 2% | 187 |
| PLANTATION NURSING & REHAB CENTER | | 187 | | | 187 |
| FARAH MEDICAL | | 175 | 12 | 6% | 187 |
| JACKSONVILLE VA UNIVERSITY OPC | 4 | 177 | 6 | 3% | 187 |
| LEESBURG PEDIATRICS | | 161 | 25 | 13% | 186 |
| Avante at Melbourne | | 183 | 3 | 2% | 186 |
| ANTHEM LAKES LLC | | 151 | 35 | 19% | 186 |
| JUPITER MEDICAL CENTER URGENT CARE - STUART | | 137 | 49 | 26% | 186 |
| ALLSOUTH URGENT CARE | | 19 | 167 | 90% | 186 |
| BRUCE S WEST MD | 1 | 184 | 1 | 1% | 186 |
| CSL PLASMA | | 31 | 155 | 83% | 186 |
| CARENOW LAKE MARY | | 45 | 141 | 76% | 186 |
| VIERA MANOR ASSISTED LIVING RESIDENCE | | 178 | 7 | 4% | 185 |
| HOSPITAL FOR SPECIAL SURGERY | | 182 | 3 | 2% | 185 |
| NIGHT LITE PEDIATRICS WINTER GARDEN | | 144 | 41 | 22% | 185 |
| ADVENT | | 172 | 13 | 7% | 185 |
| ST. JAMES BAY HEALTH AND REHABILITATION CENTER | | 183 | 1 | 1% | 184 |
| The Ponce Therapy Care Center | | 180 | 4 | 2% | 184 |
| BAPTIST HEALTH PRIMARY CARE | 1 | 134 | 49 | 27% | 184 |
| LIFE CARE CENTER OF ALTAMONTE SPRINGS | | 157 | 27 | 15% | 184 |
| GEORGIA DEPARTMENT OF PUBLIC HEALTH | 1 | 5 | 178 | 97% | 184 |
| CANTERFIELD OF CLAY COUNTY | | 146 | 38 | 21% | 184 |
| YOUR FAMILY WALK-IN CLINIC | | 13 | 171 | 93% | 184 |
| MIDWAY PRIMARY CARE, LLC | 11 | 103 | 69 | 38% | 183 |
| ADVENT HEALTH CENTRA CARE - WESLEY CHAPEL | | 13 | 170 | 93% | 183 |
| LABCORP BURLINGTON | | 145 | 37 | 20% | 182 |
| BROOKDALE ORANGE PARK | | 181 | 1 | 1% | 182 |
| KENILWORTH CARE & REHABILITATION CENTER | | 172 | 10 | 5% | 182 |
| ST JOSEPH'S HOSPITAL LABORATORY | | | 182 | 100% | 182 |
| KINDRED HOSPITAL THE PALM BEACHES | | 177 | 5 | 3% | 182 |
| GULF COAST MEDICAL CENTER | | 177 | 4 | 2% | 181 |

COVID-19: testing by laboratory

Data through Mar 19, 2021 verified as of Mar 20, 2021 at 09:25 AM

Data in this report are provisional and subject to change.

The numbers in the table below represent the number of Florida and non-Florida residents for whom test results were received by the Department of Health. A person can be tested by more than one laboratory and can have both positive and negative results. **Therefore, the sum of the numbers in each column will be larger than the total number of people tested.**

| Reporting lab | Inconclusive | Negative | Positive | Percent positive | Total |
|---|--------------|----------|----------|------------------|-------|
| MIAMI VA HEALTHCARE SYSTEM | | | 181 | 100% | 181 |
| HAWKINS FAMILY MEDICINE LLC | 1 | 129 | 51 | 28% | 181 |
| NADAL PEDIATRICS - VICTORIA STREET (3385) | | 153 | 28 | 15% | 181 |
| SOUTH BALDWIN REGIONAL MEDICAL CENTER | | 169 | 12 | 7% | 181 |
| Emory L Bennett State Veterans Nursing Home | | 178 | 3 | 2% | 181 |
| GLADES HEALTH CARE CENTER | | 178 | 3 | 2% | 181 |
| JACKSONVILLE NURSING AND REHAB CENTER | | 173 | 8 | 4% | 181 |
| EDWARD J HEALEY REHAB & NURSING CENTER | | 181 | | | 181 |
| STERLING HOUSE OF PUNTA GORDA | | 179 | 1 | 1% | 180 |
| PHYSICIANS REGIONAL MEDICAL CENTER - PINE RIDGE | | 20 | 159 | 89% | 179 |
| ZON BEACHSIDE LLC | | 142 | 37 | 21% | 179 |
| PRIMECARE OF DOTHAN | | 124 | 54 | 30% | 178 |
| ARDEN COURTS OF LARGO FL, LLC | | 156 | 22 | 12% | 178 |
| ADVENT HEALTH CENTRA CARE - CARROLLWOOD | | 5 | 172 | 97% | 177 |
| ALL SEASONS NAPLES LLC | | 172 | 5 | 3% | 177 |
| JUNO DERMATOLOGY LLC | | 160 | 17 | 10% | 177 |
| SUMMERFIELD EMERGENCY ROOM | | 132 | 44 | 25% | 176 |
| HIGHLANDS URGENT CARE | | | 176 | 100% | 176 |
| GENE BY GENE | | 61 | 115 | 65% | 176 |
| MEDICATION ROOMS-CSU/CI NURSE STATION | 1 | 164 | 11 | 6% | 176 |
| STAR CARE | | 153 | 23 | 13% | 176 |
| MILLENNIUM PHYSICIAN GROUP LLC | | 153 | 23 | 13% | 176 |
| PEDIATRIC SPECIALISTS MEDICAL GROUP | 1 | 162 | 12 | 7% | 175 |
| CARE CENTERS OF NASSAU | | 172 | 3 | 2% | 175 |
| ORLANDO HEALTH EMERGENCY DEPARTMENT | | 163 | 12 | 7% | 175 |
| ROSECASTLE OF CITRUS | | 145 | 30 | 17% | 175 |
| CRYSTAL RIVER HEALTH & REHAB | | 175 | | | 175 |
| The Inn at Sarasota Bay Club | | 172 | 2 | 1% | 174 |
| CANTERFIELD OF OCALA, LLC | | 163 | 11 | 6% | 174 |
| US MEDICAL CARE, INC | | 155 | 19 | 11% | 174 |
| ANCHOR CARE AND REHABILITATION CENTER | | 173 | 1 | 1% | 174 |
| QUICK CARE MED LLC | 1 | 121 | 52 | 30% | 174 |
| WORKPLACE SCREENING INTELLIGENCE | | | 174 | 100% | 174 |
| PINELLAS CARE CENTER | | 143 | 31 | 18% | 174 |
| BENDERSON FAMILY SKILLED NURSING AND | | 157 | 17 | 10% | 174 |
| SUNY UPSTATE MEDICAL UNIVERSITY | | 159 | 15 | 9% | 174 |
| ASTON GARDENS AT PELICAN MARSH | | 169 | 5 | 3% | 174 |
| DOLPHIN POINTE HEALTH CARE LLC | | 153 | 20 | 12% | 173 |
| EXOSOME DIAGNOSTICS | 1 | 154 | 18 | 10% | 173 |
| CENTRAL FLORIDA HEALTHCARE GROUP LLC | | 151 | 21 | 12% | 172 |
| FORT WALTON REHABILITATION CENTER | | 133 | 38 | 22% | 171 |
| NORTH FLORIDA INTERNAL MEDICINE PA | | 137 | 34 | 20% | 171 |
| Sunrise Health and Rehabilitation Center | | 163 | 8 | 5% | 171 |
| BROOKDALE FORT MYERS THE COLONY | | 167 | 4 | 2% | 171 |
| PEDIATRICS OF GREATER ORLANDO | | 146 | 24 | 14% | 170 |
| BRIGHTON EGGERT PHARMACY INC | | 163 | 7 | 4% | 170 |
| ARDEN COURTS OF FORT MYERS | | 164 | 6 | 4% | 170 |

COVID-19: testing by laboratory

Data through Mar 19, 2021 verified as of Mar 20, 2021 at 09:25 AM

Data in this report are provisional and subject to change.

The numbers in the table below represent the number of Florida and non-Florida residents for whom test results were received by the Department of Health. A person can be tested by more than one laboratory and can have both positive and negative results. **Therefore, the sum of the numbers in each column will be larger than the total number of people tested.**

| Reporting lab | Inconclusive | Negative | Positive | Percent positive | Total |
|---|--------------|----------|----------|------------------|-------|
| ROSECASTLE OF ZEPHRHILLS | | 167 | 3 | 2% | 170 |
| BAY EDUCATORS WELLNESS CENTER | | 113 | 57 | 34% | 170 |
| HIGHLANDS LAKE CENTER | | 165 | 4 | 2% | 169 |
| Life Care Center of Orlando | | 164 | 5 | 3% | 169 |
| CONCORD LIFE SCIENCES LLC | 2 | 150 | 17 | 10% | 169 |
| PANAMA CITY DEVELOPMENTAL CENTER□ | | 168 | | | 168 |
| TUSCAN GARDENS OF VENETIA MANAGEMENT COMPANY | | 155 | 13 | 8% | 168 |
| ARDEN COURTS OF DELRAY BEACH FL LLC | 3 | 154 | 10 | 6% | 167 |
| ADVENT HEALTH CENTRA CARE - TEMPLE TERRACE | 1 | 103 | 63 | 38% | 167 |
| GEORGE SAFRAN MD PC | | 154 | 13 | 8% | 167 |
| URGENT CARE OF THE PALM BEACHES, NORTH PALM BEACH | | | 167 | 100% | 167 |
| MEADOWCREST FAMILY PHYSICIANS | | 97 | 69 | 42% | 166 |
| A PLUS PEDIATRICS | | 145 | 21 | 13% | 166 |
| SUWANNEE VALLEY NURSING CENTER | | 152 | 14 | 8% | 166 |
| CITRUS HEALTH AND REHAB | | 132 | 33 | 20% | 165 |
| CONCIMED LLC | | 151 | 14 | 8% | 165 |
| CAYUGA MEDICAL CENTER AT ITHACA | | 160 | 5 | 3% | 165 |
| OSPREY VILLAGE AT AMELIA ISLAND LTD | | 155 | 10 | 6% | 165 |
| MOBILE INFIRMARY MED CENTER PATH LAB | | 150 | 15 | 9% | 165 |
| THE ARLINGTON OF NAPLES INC. | | 162 | 3 | 2% | 165 |
| HEALTHPOINT MED GRP OF THE EMERALD COAST LLC | | 132 | 32 | 20% | 164 |
| MID FLORIDA PATHOLOGY LLC MOBILE UNIT #4 | | 113 | 51 | 31% | 164 |
| LAKEVIEW TERRACE RETIREMENT COMMUNITY | | 146 | 17 | 10% | 163 |
| WOODBRIIDGE FACILITY INC | | 158 | 5 | 3% | 163 |
| PRECISION GENETICS, INC | | 157 | 6 | 4% | 163 |
| TRI COUNTY NURSING HOME | | 162 | 1 | 1% | 163 |
| FLORIDA DEPARTMENT OF HEALTH IN TAYLOR COUNTY | 1 | 119 | 43 | 26% | 163 |
| WILLISTON PEDIATRICS PA | 1 | 139 | 23 | 14% | 163 |
| BRADENTON HEALTH CARE | | 163 | | | 163 |
| COASTAL INTERNAL MEDICINE | | 125 | 38 | 23% | 163 |
| NAIA | | 161 | 1 | 1% | 162 |
| HUNT CLUB PEDIATRIC ASSOCIATES PA | | 102 | 60 | 37% | 162 |
| WESLEY HAVEN VILLA | 1 | 127 | 34 | 21% | 162 |
| SOMERBY LAKE NONA | | 154 | 7 | 4% | 161 |
| ARCADIA HEALTH AND REHABILITATION CENTER | | 100 | 60 | 38% | 160 |
| GREENBRIAR REHABILITATION AND NURSING CENTER | 1 | 159 | | | 160 |
| LAKE REGIONAL URGENT CARE | | 11 | 149 | 93% | 160 |
| CHARTER SENIOR LIVING OF PANAMA CITY BEACH | | 139 | 21 | 13% | 160 |
| KEYSTONE REHAB | | 160 | | | 160 |
| BROOKDALE PENSACOLA | | 158 | 1 | 1% | 159 |
| VIPEDIATRICS PLLC | | 144 | 15 | 9% | 159 |
| WEST COAST FAMILY MEDICAL CARE | | 124 | 34 | 22% | 158 |
| TERRACE AT HOBE SOUND, THE | 1 | 153 | 4 | 3% | 158 |
| WUESTHOFF REF LABORATORY | | | 158 | 100% | 158 |
| RIVERSIDE RECOVERY OF TAMPA | | 156 | 1 | 1% | 157 |
| DOCTORS MEMORIAL FAMILY PRACTICE | 2 | 119 | 36 | 23% | 157 |
| SIGNATURE HEALTHCARE OF ORANGE PARK | | 153 | 3 | 2% | 156 |

COVID-19: testing by laboratory

Data through Mar 19, 2021 verified as of Mar 20, 2021 at 09:25 AM

Data in this report are provisional and subject to change.

The numbers in the table below represent the number of Florida and non-Florida residents for whom test results were received by the Department of Health. A person can be tested by more than one laboratory and can have both positive and negative results. **Therefore, the sum of the numbers in each column will be larger than the total number of people tested.**

| Reporting lab | Inconclusive | Negative | Positive | Percent positive | Total |
|--|--------------|----------|----------|------------------|-------|
| BONITA PHARMACY | | 143 | 13 | 8% | 156 |
| TIMBERRIDGE NURSING HOME & REHAB | | 123 | 33 | 21% | 156 |
| KRYSTAL BAY NURSING AND REHABILITATION | | 151 | 5 | 3% | 156 |
| BAPTIST HEALTH URGENT CARE AT PLANTATION | | 124 | 32 | 21% | 156 |
| FINNISH AMERICAN REST HOME-ALF | | 154 | 2 | 1% | 156 |
| REGENCY PARK | | 138 | 18 | 12% | 156 |
| Englewood Healthcare and Rehab | | 141 | 15 | 10% | 156 |
| ADVENT HEALTH - PALM HARBOR ER | | 122 | 34 | 22% | 156 |
| NORTH PORT REHABILITATION AND NURSING CENTER | | 155 | 1 | 1% | 156 |
| SACRED HEART HEALTH SYSTEM INC | | 124 | 31 | 20% | 155 |
| SENIOR LIVING VII TAMPA LLC | 1 | 145 | 9 | 6% | 155 |
| CAREATC CITY OF TAMPA | | 128 | 27 | 17% | 155 |
| COCOA BEACH/ADVENT CENTRA | | 41 | 114 | 74% | 155 |
| PALMETTTO FACILITY INC | 1 | 153 | | | 154 |
| AMERICAN FAMILY MEDICAL LLC | | 115 | 39 | 25% | 154 |
| PRUITT HEALTH | | 152 | 2 | 1% | 154 |
| COLLIER PHARMACY | | 123 | 31 | 20% | 154 |
| VILLAGE PEDIATRICS LLC | | 126 | 28 | 18% | 154 |
| VITAS HEALTHCARE CORPORATION OF FL | | 139 | 15 | 10% | 154 |
| FAWCETT MEMORIAL HOSPITAL-LAB | | 39 | 115 | 75% | 154 |
| MCW MENTAL HEALTH LLC | | 150 | 4 | 3% | 154 |
| Kindred Hospital South Florida Hollywood SNU | | 147 | 7 | 5% | 154 |
| POINTE, THE | | 126 | 28 | 18% | 154 |
| PROFESSIONAL URGENT CARE SERVICES | | 121 | 33 | 21% | 154 |
| BARTRAM CROSSING | | 154 | | | 154 |
| DIAMOND RIDGE | | 147 | 7 | 5% | 154 |
| HIALEAH SHORES NURSING AND REHAB CENTER | | 146 | 8 | 5% | 154 |
| NORTH BEACH REHABILITATION CENTER | | 151 | 2 | 1% | 153 |
| VILLA MARIA WEST SKILLED NURSING FACILITY | | 146 | 7 | 5% | 153 |
| ALL FLORIDA FAMILY AND SPORTS MEDICINE | | 133 | 20 | 13% | 153 |
| BENTON HOUSE AT OAKLEAF | | 122 | 30 | 20% | 152 |
| PROVIDENCE HOSPITAL LABORATORY | | 144 | 8 | 5% | 152 |
| SUNNY HILLS ALF OF SEBRING INC | | 140 | 11 | 7% | 151 |
| PHYSICIAN PARTNERS PERRY | | 87 | 64 | 42% | 151 |
| Madison Health and Rehabilitation Center | | 115 | 36 | 24% | 151 |
| FHMG-FLORIDA HOSPITAL MEDICAL GROUP | | 127 | 24 | 16% | 151 |
| The Crossroads | | 149 | 1 | 1% | 150 |
| CORE BIO LABS | | 76 | 74 | 49% | 150 |
| QUEENS HOSPITAL CENTER | 1 | 139 | 10 | 7% | 150 |
| VIERA DEL MAR HEALTH AND REHABILITATION CENTER | | 146 | 4 | 3% | 150 |
| DESOTO PALMS ALF | | 145 | 5 | 3% | 150 |
| LABORATORY OF FLORIDA | | 97 | 53 | 35% | 150 |
| PRECISION HEALTH RESOURCES, LLC | 1 | 133 | 15 | 10% | 149 |
| F&T MEDICAL RESEARCH, INC | | 149 | | | 149 |
| NAPHCARE, INC AT MANATEE COUNTY JAIL | | 124 | 25 | 17% | 149 |
| GOLD CHOICE SENIOR COMMUNITIES | | 109 | 40 | 27% | 149 |
| LIFE BRITE | | 133 | 16 | 11% | 149 |

COVID-19: testing by laboratory

Data through Mar 19, 2021 verified as of Mar 20, 2021 at 09:25 AM

Data in this report are provisional and subject to change.

The numbers in the table below represent the number of Florida and non-Florida residents for whom test results were received by the Department of Health. A person can be tested by more than one laboratory and can have both positive and negative results. **Therefore, the sum of the numbers in each column will be larger than the total number of people tested.**

| Reporting lab | Inconclusive | Negative | Positive | Percent positive | Total |
|--|--------------|----------|----------|------------------|-------|
| REFUAH HEALTH CENTER LABORATORY | | 142 | 7 | 5% | 149 |
| NO FLORIDA PEDIATRICS, PA - BRADFORD | | 121 | 28 | 19% | 149 |
| QUALITY URGENT CARE AND WELLNESS PL | 3 | 103 | 42 | 28% | 148 |
| MILLENNIUM LAB SERVICES | | | 148 | 100% | 148 |
| SUNLIFE PHARMACY | | 134 | 14 | 9% | 148 |
| GRAVITY DIAGNOSTICS | | 55 | 93 | 63% | 148 |
| WRIGHTS HEALTH CARE AND REHABILITATION CENTER | | 118 | 30 | 20% | 148 |
| SEAGRASS VILLAGE FLEMING ISLAND | | 110 | 37 | 25% | 147 |
| SONATA COCONUT CREEK | 2 | 122 | 23 | 16% | 147 |
| JACKSON COUNTY HEALTH DEPARTMENT | | 101 | 46 | 31% | 147 |
| ADVENTHEALTH HOSPICE CARE CENTRAL FLORIDA | | 143 | 4 | 3% | 147 |
| CLEARWATER STATMED QUICK QUALITY CLINICS | | 42 | 104 | 71% | 146 |
| Quail Run Health Care Center | | 146 | | | 146 |
| NAVARRE GARDENS LLC | | 121 | 25 | 17% | 146 |
| WALGREENS 6221 | | 129 | 17 | 12% | 146 |
| PALM BEACH COUNTY HEALTH DEPT LAB | 4 | 136 | 6 | 4% | 146 |
| CRANE CENTER | | 115 | 31 | 21% | 146 |
| BROOKDALE CAPE CORAL | | 145 | | | 145 |
| REGENCY CARE OF BLOUNTSTOWN LLC | | 135 | 10 | 7% | 145 |
| FAMILY EXTENDED CARE OF CENTRAL TAMPA | | 127 | 18 | 12% | 145 |
| CROSSWINDS HEALTH AND REHABILITATION CENTER | 1 | 141 | 2 | 1% | 144 |
| MACKOUL PEDIATRICS FORT MYERS | | 127 | 17 | 12% | 144 |
| RDV SPORTSPLEX PEDIATRICS | | 117 | 27 | 19% | 144 |
| ADVENTHEALTH CENTRA CARE PONCIANA | 1 | 81 | 62 | 43% | 144 |
| NCRNC INC | | 140 | 4 | 3% | 144 |
| JEFFERY WEINZWEIG | | 2 | 141 | 99% | 143 |
| EAST NEW YORK DIAGNOSTIC AND TREATMENT | | 136 | 7 | 5% | 143 |
| ALLCARE MEDICAL CENTERS PC | | 118 | 24 | 17% | 142 |
| TUSCAN ISLE CHAMPIONSGATE OP CO LLC | | 140 | 2 | 1% | 142 |
| OAKHURST CENTER | | 135 | 7 | 5% | 142 |
| Nemours Children's Urgent Care | | 80 | 62 | 44% | 142 |
| NOVARI CARE LLC | | 97 | 44 | 31% | 141 |
| DAYSPRING VILLAGE | | 119 | 22 | 16% | 141 |
| OAKS OF KISSIMMEE HEALTH AND REHABILITATION CENTER | | 138 | 3 | 2% | 141 |
| Hampton Court Nursing and Rehabilitation Center | | 139 | 2 | 1% | 141 |
| UNITED CLINICAL LABORATORIES | | 132 | 9 | 6% | 141 |
| PORT ST LUCIE REHABILITATION AND HEALTHCARE | | 98 | 43 | 30% | 141 |
| FLORIDA HEALTH CARE PLANS INC | | 2 | 139 | 99% | 141 |
| WEDGEWOOD HEALTHCARE CENTER | | 92 | 48 | 34% | 140 |
| MAINSTREAM DIAGNOSTIC LABORATORY LLC | | 120 | 19 | 14% | 139 |
| Gulf Coast Healthcare (Longwood Health and Rehab | | 118 | 21 | 15% | 139 |
| WILTON MANORS HEALTH & REHABILITATION CENTER | | 130 | 9 | 6% | 139 |
| GRAND OAKS HEALTH & REHABILITATION | | 138 | 1 | 1% | 139 |
| AMERICAN PATHOLOGY PARTNERS | | 136 | 2 | 1% | 138 |
| ADVENT HEALTH CENTRA CARE - CITRUS PARK | | 9 | 129 | 93% | 138 |
| CHERRY OAK PALM BEACH COUNTY | | 130 | 8 | 6% | 138 |
| LabCorp L#09258090 M#09258105 | | 74 | 64 | 46% | 138 |

COVID-19: testing by laboratory

Data through Mar 19, 2021 verified as of Mar 20, 2021 at 09:25 AM

Data in this report are provisional and subject to change.

The numbers in the table below represent the number of Florida and non-Florida residents for whom test results were received by the Department of Health. A person can be tested by more than one laboratory and can have both positive and negative results. **Therefore, the sum of the numbers in each column will be larger than the total number of people tested.**

| Reporting lab | Inconclusive | Negative | Positive | Percent positive | Total |
|--|--------------|----------|----------|------------------|-------|
| RITE MEDICAL CARE PC | | 136 | 2 | 1% | 138 |
| ADVENT HEALTH CENTRA CARE - DELAND | | 28 | 110 | 80% | 138 |
| DB MD | | 123 | 15 | 11% | 138 |
| EPWORTH VILLAGE RETIREMENT COMMUNITY | | 133 | 4 | 3% | 137 |
| MV MEDICAL PRACTICE DBA PRIMARY URGENT CARE | | 130 | 7 | 5% | 137 |
| SMILEY MEDICAL GROUP | | 108 | 29 | 21% | 137 |
| PPC-LAB EDI ORCHARD BI | | 129 | 8 | 6% | 137 |
| MANOR AT BLUEWATER BAY | | 131 | 6 | 4% | 137 |
| SPRING HAVEN RETIREMENT | 1 | 133 | 3 | 2% | 137 |
| CARENOW URGENT CARE - LAKE MARY | | | 137 | 100% | 137 |
| LONGWOOD HEALTH AND REHABILITATION CENTER | | 124 | 12 | 9% | 136 |
| SONATA DELRAY BEACH | | 125 | 11 | 8% | 136 |
| PROVISTA DIAGNOSTICS, INC | | 133 | 3 | 2% | 136 |
| ADVENT HEALTH CENTRA CARE - ORANGE CITY | 1 | 53 | 82 | 60% | 136 |
| GULFCOAST PEDIATRICS | | 128 | 8 | 6% | 136 |
| ABSOLUTE HEALTH INTERNAL MEDICINE AND PEDIATRICS | | 120 | 16 | 12% | 136 |
| CLARE BRIDGE OF CAPE CORAL | 1 | 135 | | | 136 |
| MED COMP SCIENCES | | 1 | 134 | 99% | 135 |
| WINDSOR OF LAKEWOOD RANCH,THE | | 133 | 2 | 1% | 135 |
| ESCAMBIA COUNTY JAIL DETENTION DIVISION | | 132 | 3 | 2% | 135 |
| IRL MARKET LAB ALACHUA | | 104 | 31 | 23% | 135 |
| CITRUS MEMORIAL HOSPITAL | | | 135 | 100% | 135 |
| PEDIATRIC CARE CENTER | | 135 | | | 135 |
| DOCTOR'S IN HOUSE LABORATORY | | 18 | 116 | 87% | 134 |
| LIFE CARE CENTER OF JACKSONVILLE | | 113 | 21 | 16% | 134 |
| ADVANCED MEDICAL CENTER | | 86 | 48 | 36% | 134 |
| TRADITION MEDICAL CENTER LABORATORY | | 51 | 83 | 62% | 134 |
| DAYSPRING SENIOR LIVING LLC | | 132 | 2 | 1% | 134 |
| Peninsula Care and Rehab | | 122 | 12 | 9% | 134 |
| PEDIATRIC ASSOCIATES AT ARGYLE PA | | 128 | 6 | 4% | 134 |
| STEWART MEDICAL GROUP | | 34 | 100 | 75% | 134 |
| SOUTH CAMPUS FACILITY INC | | 122 | 11 | 8% | 133 |
| ISLAND HEALTH AND REHABILITATION CENTER | | 132 | 1 | 1% | 133 |
| Centre Pointe Health and Rehabilitation Center | | 122 | 11 | 8% | 133 |
| CLINICA HISPANA | | 1 | 131 | 99% | 132 |
| THE REHABILITATION CENTER OF LAKE CITY | | 127 | 5 | 4% | 132 |
| EMBRY RIDDLE AERONAUTICAL UNIVERSITY HEALTH SERVICES | | 1 | 131 | 99% | 132 |
| Lakeside Nursing and Rehabilitation Center | 1 | 106 | 25 | 19% | 132 |
| TGH URGENT CARE – SEMINOLE | | | 132 | 100% | 132 |
| INTEGRATED REGIONAL LABORATORIES | | 119 | 12 | 9% | 131 |
| FOUNTAINS OF HOPE LLC, THE | | 130 | 1 | 1% | 131 |
| THE WELLNESS CENTER AT LAKEWOOD RANCH | | 43 | 88 | 67% | 131 |
| JPR URGENT MEDICAL CARE | | 129 | 2 | 2% | 131 |
| SONATA WEST | | 129 | 2 | 2% | 131 |
| WILLOWBROOKE COURT AT ST ANDREWS ESTATES | | 126 | 5 | 4% | 131 |
| LAKELAND REGIONAL HEALTH LAKE MIRIAM | 2 | 87 | 42 | 32% | 131 |
| HARBORCHASE OF VERO BEACH | 1 | 115 | 15 | 11% | 131 |

COVID-19: testing by laboratory

Data through Mar 19, 2021 verified as of Mar 20, 2021 at 09:25 AM

Data in this report are provisional and subject to change.

The numbers in the table below represent the number of Florida and non-Florida residents for whom test results were received by the Department of Health. A person can be tested by more than one laboratory and can have both positive and negative results. **Therefore, the sum of the numbers in each column will be larger than the total number of people tested.**

| Reporting lab | Inconclusive | Negative | Positive | Percent positive | Total |
|--|--------------|----------|----------|------------------|-------|
| PROMPT CARE OF CENTRAL FLORIDA | | | 131 | 100% | 131 |
| ADVENTHEALTH MEDICAL GROUP FAMILY MEDICINE AT | | 101 | 30 | 23% | 131 |
| FAWCETT MEMORIAL HOSPITAL LABORATORY | | | 131 | 100% | 131 |
| CENTRACARE | | 17 | 114 | 87% | 131 |
| KINDRED HOSPITAL - SOUTH FLORIDA | | 127 | 3 | 2% | 130 |
| MOOSEHAVEN LIFE CARE CENTER | | 130 | | | 130 |
| AMERICAN HOUSE-BONITA SPRINGS | | 129 | 1 | 1% | 130 |
| Lehigh Acres Health and Rehabilitation | | 119 | 11 | 8% | 130 |
| HEARTLAND HEALTHCARE AND REHAB CENTER | | 107 | 22 | 17% | 129 |
| The Crossings | | 127 | 2 | 2% | 129 |
| D PEDIATRICS | | 114 | 15 | 12% | 129 |
| SONNIS PEDIATRICS PA | | 116 | 13 | 10% | 129 |
| BMHSI-AEL MICROBIOLOGY LABORATORY | 2 | 102 | 25 | 19% | 129 |
| KINDRED HOSPITAL MELBOURNE | 1 | 124 | 4 | 3% | 129 |
| TRI-COUNTY NURSING HOME | | 117 | 12 | 9% | 129 |
| STUART - FAIRGROUNDS | | 113 | 16 | 12% | 129 |
| WILLOW BROOKE COURT AT AZALEA TRACE | | 127 | 1 | 1% | 128 |
| ENCOMPASS HEALTH REHABILITATION OF SEA PINES | | 127 | 1 | 1% | 128 |
| MEASE COUNTRYSIDE HOSPITAL | | 1 | 127 | 99% | 128 |
| QUICK CARE MED PL CR | | 80 | 48 | 38% | 128 |
| Shoal Creek Rehabilitation Center | | 85 | 42 | 33% | 127 |
| GESSLER CLINIC PA | | 98 | 29 | 23% | 127 |
| VITAS HEALTHCARE | | 117 | 10 | 8% | 127 |
| HILLSBOROUGH COUNTY DEVELOPMENTAL CTR | 1 | 117 | 9 | 7% | 127 |
| GARDENS HEALTH NH LLC | | 125 | 2 | 2% | 127 |
| AHEC CLINIC | | 7 | 120 | 94% | 127 |
| CLERMONT URGENT CARE | | | 126 | 100% | 126 |
| JEFFERSON COUNTY HEALTH DEPARTMENT-MONTICELLO | | 95 | 31 | 25% | 126 |
| FIRSTCARE CLINIC | | 67 | 58 | 46% | 125 |
| THE CLUB AND REHABILITATION CENTER | | 124 | 1 | 1% | 125 |
| BAPTIST HEALTH SOUTH FLORIDA - WEST BOCA URGENT CARE | | 92 | 33 | 26% | 125 |
| IQBAL A FARUQUI MD | | 93 | 32 | 26% | 125 |
| NORTH FL SOUTH GA HCS-MALCOM RANDALL VAMC | | | 124 | 100% | 124 |
| RESEARCH CENTERS OF AMERICA, LLC | | 101 | 23 | 19% | 124 |
| MANOR CARE OF PALM HARBOR | | 123 | 1 | 1% | 124 |
| WALTON PLACE | | 124 | | | 124 |
| Mt Sinai Aventura | | | 124 | 100% | 124 |
| SEMINOLE TRIBE OF FLORIDA | | 101 | 23 | 19% | 124 |
| ATMORE COMMUNITY HOSPITAL LABORATORY | | 97 | 27 | 22% | 124 |
| KINDRED HOSPITAL-BAY AREA-ST PETERSBURG LAB | 1 | 117 | 6 | 5% | 124 |
| ARBOR GLEN AT ARBOR TRACE | 2 | 113 | 9 | 7% | 124 |
| CITRUS MEMORIAL HEALTH SYSTEM LAB | | 2 | 121 | 98% | 123 |
| COQUINA CENTER | | 119 | 4 | 3% | 123 |
| ST PETERSBURG PEDIATRICS-MLK JUNIOR BLVD | | 114 | 9 | 7% | 123 |
| DIAGNOSTIC LABORATORY OF OKLAHOMA | | 99 | 24 | 20% | 123 |
| KINDRED HOSPITAL SOUTH FLORIDA | | 119 | 4 | 3% | 123 |
| ADVENT HEALTH CENTRA CARE - BRANDON | | 31 | 92 | 75% | 123 |

COVID-19: testing by laboratory

Data through Mar 19, 2021 verified as of Mar 20, 2021 at 09:25 AM

Data in this report are provisional and subject to change.

The numbers in the table below represent the number of Florida and non-Florida residents for whom test results were received by the Department of Health. A person can be tested by more than one laboratory and can have both positive and negative results. **Therefore, the sum of the numbers in each column will be larger than the total number of people tested.**

| Reporting lab | Inconclusive | Negative | Positive | Percent positive | Total |
|---|--------------|----------|----------|------------------|-------|
| THREE OAKS PHARMACY INC | | 109 | 13 | 11% | 122 |
| AMERICAN HOUSE COCONUT POINT | | 104 | 18 | 15% | 122 |
| WINDERMERE MEDICAL CENTER | | 117 | 5 | 4% | 122 |
| Sandy Ridge Center for Rehabilitation and Healing | | 100 | 21 | 17% | 121 |
| URGENT CARE TCMA | | | 121 | 100% | 121 |
| FLORIDA MEDICAL CLINIC LLC | | 67 | 54 | 45% | 121 |
| FLORIDA DEPARTMENT OF HEALTH IN LAKE COUNTY | 1 | 78 | 42 | 35% | 121 |
| PARKVIEW HEALTH | | 121 | | | 121 |
| FIRST CHOICE PEDIATRICS INC | | 110 | 11 | 9% | 121 |
| Crystal Health & Rehab Center | | 115 | 6 | 5% | 121 |
| PANAMA PHARMACY | 3 | 100 | 18 | 15% | 121 |
| PSL NAPLES BH OPERATIONS, LLC | | 121 | | | 121 |
| MINUTECLINIC DIAGNOSTIC OF RHODE ISLAND, LLC #729 | | 117 | 4 | 3% | 121 |
| GENEDX | | 46 | 75 | 62% | 121 |
| ISLAND URGENT CARE PLLC DBA AFC URGENT CARE | | 120 | 1 | 1% | 121 |
| ARIZONA DEPARTMENT OF HEALTH SERVICES | | 5 | 115 | 96% | 120 |
| MEYER PEDIATRICS | | 107 | 13 | 11% | 120 |
| HOSPICE OF THE TREASURE COAST | | 116 | 4 | 3% | 120 |
| HAZELDEN FLORIDA | 1 | 116 | 3 | 3% | 120 |
| BROOKDALE JENSEN BEACH□ | | 117 | 3 | 3% | 120 |
| CARE RESOURCE COMMUNITY HEALTH CENTERS INC | | 113 | 6 | 5% | 119 |
| SUMMIT MEDICAL GROUP | | 108 | 11 | 9% | 119 |
| NSPIRE HEALTHCARE TAMARAC | | 80 | 39 | 33% | 119 |
| FLORIDA ATLANTIC UNIVERSITY | | 112 | 7 | 6% | 119 |
| MATHISON RETIREMENT COMMUNITY | | 114 | 5 | 4% | 119 |
| BOSTON RED SOX CLUB LP | | 117 | 2 | 2% | 119 |
| PALMS FACILITY INC | | 104 | 15 | 13% | 119 |
| SH HERON EAST LLC□ | | 103 | 15 | 13% | 118 |
| COASTAL HEALTH AND REHAB | | 110 | 8 | 7% | 118 |
| THE COURTYARD ASSISTED LIVING | | 114 | 4 | 3% | 118 |
| MINUTECLINIC DIAGNOSTIC | | 111 | 7 | 6% | 118 |
| MEMORY CARE OF NAPLES | | 118 | | | 118 |
| HOBDAIRI FAMILY HEALTH LLC□ | | 82 | 36 | 31% | 118 |
| RDX BIOSCIENCE | | 60 | 58 | 49% | 118 |
| APOLLO HEALTH & REHABILITATION | | 111 | 6 | 5% | 117 |
| HIGHLANDS MEDICAL CENTER | | 114 | 3 | 3% | 117 |
| MAGNOLIA MEDICAL CLINIC | | 11 | 106 | 91% | 117 |
| RAPID RELIABLE TESTING NY LLC | | 108 | 9 | 8% | 117 |
| NEIGHBORHOOD MEDICAL CENTER | | 112 | 5 | 4% | 117 |
| MINUTECLINIC DIAGNOSTIC OF TEXAS, LLC | | 105 | 12 | 10% | 117 |
| NADAL PEDIATRICS | | 87 | 29 | 25% | 116 |
| PINELLAS COUNTY JAIL | | | 116 | 100% | 116 |
| VITAS HEALTHCARE CORPORATION OF FLORIDA | | 113 | 3 | 3% | 116 |
| LEE COUNTY SCHOOL DISTRICT | 1 | 108 | 7 | 6% | 116 |
| BELVEDERE COMMONS OF FORT WALTON BEACH | | 106 | 10 | 9% | 116 |
| BROOKDALE COLONIAL PARK | 2 | 112 | 1 | 1% | 115 |
| BROWARD HEALTH CORAL SPRINGS EPIDEMIOLOGY DEPT | | 1 | 114 | 99% | 115 |

COVID-19: testing by laboratory

Data through Mar 19, 2021 verified as of Mar 20, 2021 at 09:25 AM

Data in this report are provisional and subject to change.

The numbers in the table below represent the number of Florida and non-Florida residents for whom test results were received by the Department of Health. A person can be tested by more than one laboratory and can have both positive and negative results. **Therefore, the sum of the numbers in each column will be larger than the total number of people tested.**

| Reporting lab | Inconclusive | Negative | Positive | Percent positive | Total |
|--|--------------|----------|----------|------------------|-------|
| TIFFANY HALL NURSING AND REHAB CENTER | | 106 | 9 | 8% | 115 |
| SUNFLOWER SPRINGS ASSISTED LIVING | | 105 | 10 | 9% | 115 |
| SOLARIS SENIOR LIVING OF MERRITT ISLAND | | 111 | 4 | 3% | 115 |
| ELAN BUENA VISTA | | 97 | 17 | 15% | 114 |
| WESTWOOD NURSING & REHAB | | 80 | 34 | 30% | 114 |
| BVM THE BRIDGES LLC | | 114 | | | 114 |
| ALTERNATIVE LIVING, INC DBA TWIN CITIES PAVILION | | 111 | 3 | 3% | 114 |
| MONTEFIORE MEDICAL CENTER LABORATORIES - MOSES | | 104 | 10 | 9% | 114 |
| BAYCARE HEALTH SYSTEMS | | 2 | 112 | 98% | 114 |
| CABANA AT JENSEN DUNES, THE | | 110 | 4 | 4% | 114 |
| UNIVERSITY MEDICAL CENTER SUITES | | 99 | 14 | 12% | 113 |
| GATTOLINE ENTERPRISES, INC. DBA FAMILY CARE PHARMACY | | 95 | 18 | 16% | 113 |
| BIODESIX, INC. | | 85 | 28 | 25% | 113 |
| TREASURE COAST MEDICAL ASSOCIATES | | 4 | 109 | 96% | 113 |
| ESCAMBIA COUNTY JAIL | 1 | 86 | 26 | 23% | 113 |
| Courtyards of Orlando Care Center | | 101 | 12 | 11% | 113 |
| WELLNOW URGENT CARE PC | | 113 | | | 113 |
| CVS | | 25 | 88 | 78% | 113 |
| CLEVELAND CLINIC FOUNDATION | | 12 | 100 | 89% | 112 |
| ARDEN COURTS OF LELY PALMS | | 110 | 2 | 2% | 112 |
| MD 365 MEDICAL CARE | | 111 | 1 | 1% | 112 |
| HEARTLAND PHARMACY LAKE PLACID, INC | | 84 | 28 | 25% | 112 |
| L&S SENIOR CARE DBA ARCADIA OAKS | 4 | 107 | 1 | 1% | 112 |
| ALLIED HEALTH FORT PIERCE | | 112 | | | 112 |
| ARBOR TERRACE SAN JOSE LLC | 3 | 107 | 2 | 2% | 112 |
| OPPENHEIMER PLASTIC SURGERY LLC | | 107 | 5 | 4% | 112 |
| ARBOR TERRACE ORTEGA LLC | 2 | 107 | 2 | 2% | 111 |
| SEMINOLE SPORTS AND FAMILY MEDICINE | | 98 | 13 | 12% | 111 |
| SOUTH BALDWIN MEDICAL CENTER GULF SHORES | | 89 | 22 | 20% | 111 |
| TGH URGENT CARE – TYRONE | | 2 | 109 | 98% | 111 |
| PHYSICIANS REGIONAL CLINIC | | 82 | 29 | 26% | 111 |
| HOSPICE OF THE EMERALD COAST INC - PANAMA CITY | 2 | 102 | 7 | 6% | 111 |
| UNIVERSITY HEALTH SYSTEM INC | | 101 | 10 | 9% | 111 |
| MG PORT CHARLOTTE II SUBTENANT LLC | | 99 | 11 | 10% | 110 |
| BARBARA O'REILLY MD PA | | 106 | 4 | 4% | 110 |
| A2Z DIAGNOSTICS | | 109 | 1 | 1% | 110 |
| LAKE HOUSE ASSISTED LIVING | | 93 | 17 | 15% | 110 |
| FLAGLER COLLEGE HEALTH SERVICES | | 80 | 30 | 27% | 110 |
| Hialeah Nursing And Rehabilitation Center | | 104 | 5 | 5% | 109 |
| SUMMIT MEDICAL GROUP PA | | 99 | 10 | 9% | 109 |
| PANCARE HEALTH GULF COUNTY | | 81 | 28 | 26% | 109 |
| LABCORP RTP | | 38 | 71 | 65% | 109 |
| ROHR HOME | | 105 | 3 | 3% | 108 |
| LATE HOURS URGENT CARE | | 59 | 49 | 45% | 108 |
| North Lake Care Center | | 107 | 1 | 1% | 108 |
| PRIME HEALTH OF NORTH PORT LLC | | 93 | 15 | 14% | 108 |
| FHMG LAKE MARY PEDS | | 94 | 14 | 13% | 108 |

COVID-19: testing by laboratory

Data through Mar 19, 2021 verified as of Mar 20, 2021 at 09:25 AM

Data in this report are provisional and subject to change.

The numbers in the table below represent the number of Florida and non-Florida residents for whom test results were received by the Department of Health. A person can be tested by more than one laboratory and can have both positive and negative results. **Therefore, the sum of the numbers in each column will be larger than the total number of people tested.**

| Reporting lab | Inconclusive | Negative | Positive | Percent positive | Total |
|---|--------------|----------|----------|------------------|-------|
| SHC College Park | | 107 | 1 | 1% | 108 |
| KINDRED HOSPITAL NORTH FLORIDA | 3 | 99 | 6 | 6% | 108 |
| EVANS HEALTH CARE | | 106 | 2 | 2% | 108 |
| MY CLINICAL LAB INC | | 17 | 91 | 84% | 108 |
| SEVEN HILLS HEALTH AND REHABILITATION CENTER | | 92 | 16 | 15% | 108 |
| Riviera Health Resort | | 108 | | | 108 |
| ALL MY KIDS PEDIATRICS INC | | 75 | 32 | 30% | 107 |
| LEE MEMORIAL HEALTH SYSTEM HEALTH FAIR | | 102 | 5 | 5% | 107 |
| NAVY HOSPITAL | | | 107 | 100% | 107 |
| WALGREENS #06012 | | 93 | 14 | 13% | 107 |
| SURFSIDE URGENT CARE | | 86 | 21 | 20% | 107 |
| BAY VIEW HEALTHCARE | | 85 | 22 | 21% | 107 |
| AEGIS MEDICAL GROUP | | 88 | 19 | 18% | 107 |
| NORTH FLORIDA EVALUATION AND TREATMENT CENTER | 2 | 99 | 5 | 5% | 106 |
| HEART OF FLORIDA REGIONAL MED CTR | | 35 | 71 | 67% | 106 |
| ELMCROFT OF BELLA VITA□ | | 98 | 8 | 8% | 106 |
| J FRANK AVEY MD | | 82 | 24 | 23% | 106 |
| MINUTECLINIC LLC #4987 | | 92 | 14 | 13% | 106 |
| PICH KTM CORP DBA MEDTOWN PHARMACY | | 89 | 16 | 15% | 105 |
| ST PETERSBURG PEDIATRICS-SEMINOLE | | 92 | 13 | 12% | 105 |
| MINUTECLINIC DIAGNOSTIC OF SOUTH CARO | | 84 | 21 | 20% | 105 |
| REGENCY OAKS HEALTH CENTER | | 103 | 2 | 2% | 105 |
| ISLAND DOCTORS | | 16 | 89 | 85% | 105 |
| MEDICAL CONSULTANTS OF FLORIDA DBA | 1 | 90 | 14 | 13% | 105 |
| DIATHERIX LABORATORIES | | 61 | 44 | 42% | 105 |
| VISTA MANOR | | 92 | 12 | 12% | 104 |
| PEDIATRIC CARE CENTER- JACKSONVILLE BEACH | | 75 | 29 | 28% | 104 |
| EAST RIDGE RETIREMENT VILLAGE INC | | 104 | | | 104 |
| GRANDE, THE□ | 2 | 98 | 4 | 4% | 104 |
| PREDICTIVE LABORATORIES, INC | 1 | 90 | 13 | 13% | 104 |
| WESTCHESTER MEDICAL CENTER | | 100 | 3 | 3% | 103 |
| VIERA HOSPITAL | | | 103 | 100% | 103 |
| MICRO PATH LABORATORIES INC | | 100 | 3 | 3% | 103 |
| GRAND VILLA OF LAKELAND | | 96 | 6 | 6% | 102 |
| WEST | | 88 | 14 | 14% | 102 |
| ARDEN COURTS OF PALM HARBOR | | 83 | 19 | 19% | 102 |
| ST MARK ASSISTED LIVING CENTER | 1 | 89 | 12 | 12% | 102 |
| CSL PLASMA INC | | 7 | 95 | 93% | 102 |
| AMERICAN ESOTERIC LAB-BIRMINGHAM | | 99 | 2 | 2% | 101 |
| 325TH MEDICAL GROUP | | 85 | 16 | 16% | 101 |
| WHITE PLAINS HOSPITAL CENTER LAB | | 97 | 4 | 4% | 101 |
| SUNSHINE GARDENS | | 100 | 1 | 1% | 101 |
| BROOKDALE VERO BEACH SOUTH AL | | 101 | | | 101 |
| CAREMOUNT MEDICAL - PATHOLOGY | | 97 | 4 | 4% | 101 |
| EC OPCO CARROLLWOOD LLC | | 95 | 6 | 6% | 101 |
| TUSCAN ISLE OPERATING COMPANY LLC DBA | | 98 | 3 | 3% | 101 |
| EMERALD COAST CENTER | | 96 | 4 | 4% | 100 |

COVID-19: testing by laboratory

Data through Mar 19, 2021 verified as of Mar 20, 2021 at 09:25 AM

Data in this report are provisional and subject to change.

The numbers in the table below represent the number of Florida and non-Florida residents for whom test results were received by the Department of Health. A person can be tested by more than one laboratory and can have both positive and negative results. **Therefore, the sum of the numbers in each column will be larger than the total number of people tested.**

| Reporting lab | Inconclusive | Negative | Positive | Percent positive | Total |
|--|--------------|----------|----------|------------------|-------|
| VILLAS OF HOLLY BROOK - BRADENTON 14TH | | 100 | | | 100 |
| GLOBAL CENTRAL LABS AT PPD | 2 | 88 | 10 | 10% | 100 |
| Consulate Health Care of Port Charlotte | | 98 | 2 | 2% | 100 |
| DOUGLAS T JACOBSON STATE VETERANS HOME | | 100 | | | 100 |
| DELAND WELLNESS CENTER | | | 100 | 100% | 100 |
| CCS - BROWARD COUNTY JAIL | | 94 | 6 | 6% | 100 |
| ORANGE PARK PEDIATRICS | | 90 | 9 | 9% | 99 |
| SANIBEL INTERNAL MEDICINE, LLC | | 96 | 3 | 3% | 99 |
| CENTRAL FLORIDA HEALTH CARE | | 47 | 52 | 53% | 99 |
| Cross Landings Health and Rehabilitation | | 97 | 2 | 2% | 99 |
| ORLANDO LUTHERAN TOWERS ASSISTED LIVING | | 99 | | | 99 |
| PruittHealth Fleming Island | | 87 | 12 | 12% | 99 |
| ADVANCED EMURGENT CARE | | 27 | 71 | 72% | 98 |
| SEMINOLE COUNTY HEALTH DEPARTMENT | | 79 | 19 | 19% | 98 |
| INNOVATIVE GENOMICS, LLC | | 77 | 21 | 21% | 98 |
| TURNING POINT OF TAMPA | | 92 | 6 | 6% | 98 |
| MACADAMS HOME HEALTH AGENCY | | 97 | 1 | 1% | 98 |
| LANDMARK, THE | | 48 | 50 | 51% | 98 |
| FLORIDA COMMUNITY HEALTH CENTERS INC | | | 98 | 100% | 98 |
| HOSPICE OF MARTIN & ST LUCIE, INC | | 95 | 3 | 3% | 98 |
| LECONTE MEDICAL CENTER LAB | | 79 | 19 | 19% | 98 |
| CHARLES CROFT MD | 1 | 96 | 1 | 1% | 98 |
| KORGENE LAB | 1 | 28 | 69 | 70% | 98 |
| URINEGOODHANDS LLC | | 96 | 2 | 2% | 98 |
| SIGNATURE HEALTHCARE OF PORT CHARLOTTE | | 91 | 7 | 7% | 98 |
| PLAZA OF HALLANDALE BEACH | | 98 | | | 98 |
| HURLBURT FIELD CLINIC | | 39 | 58 | 60% | 97 |
| PALMS EDGE | 1 | 90 | 6 | 6% | 97 |
| MINNESOTA TWINS | | 92 | 5 | 5% | 97 |
| RIDGEWOOD DIAGNOSTIC LABORATORY | | 92 | 5 | 5% | 97 |
| ARBOR TRAIL | | 77 | 20 | 21% | 97 |
| BAPTIST MEDICAL CENTER SOUTH | | 79 | 18 | 19% | 97 |
| HEALTH CENTERS AT BRENTWOOD | | 96 | 1 | 1% | 97 |
| BAY PINES MEDICAL ASSOCIATES | | 1 | 96 | 99% | 97 |
| GIBBENS FAMILY MEDICAL, LLC | | 78 | 19 | 20% | 97 |
| MEDLAB DIAGNOSTICS, LLC | | 89 | 7 | 7% | 96 |
| KALEIDA HEALTH CENTER FOR LABORATORY | | 90 | 6 | 6% | 96 |
| BAYSHORE MEMORY CARE | | 96 | | | 96 |
| PEDIATRIC ASSOCIATES ORLANDO | | 82 | 14 | 15% | 96 |
| LENOX HILL HOSPITAL | | 89 | 7 | 7% | 96 |
| MARKET STREET VIERA | | 95 | 1 | 1% | 96 |
| NORTH SHORE MEDICAL LABS | 1 | 87 | 7 | 7% | 95 |
| LIFESTREAM BEHAVIORIAL CENTER | | 74 | 21 | 22% | 95 |
| THE TERRACE OF KISSIMMEE | | 80 | 15 | 16% | 95 |
| Golfview Healthcare Center | | 90 | 5 | 5% | 95 |
| CROSS CITY REHABILITATION AND HEALTH CARE CENTER | | 72 | 23 | 24% | 95 |
| DEVANSH LAB WERKS INC | | 79 | 16 | 17% | 95 |

COVID-19: testing by laboratory

Data through Mar 19, 2021 verified as of Mar 20, 2021 at 09:25 AM

Data in this report are provisional and subject to change.

The numbers in the table below represent the number of Florida and non-Florida residents for whom test results were received by the Department of Health. A person can be tested by more than one laboratory and can have both positive and negative results. **Therefore, the sum of the numbers in each column will be larger than the total number of people tested.**

| Reporting lab | Inconclusive | Negative | Positive | Percent positive | Total |
|--|--------------|----------|----------|------------------|-------|
| BAY REGIONAL URGENT CARE | 1 | 57 | 37 | 39% | 95 |
| FLORIDA DEPARTMENT OF HEALTH IN ALACHUA COUNTY - | | 88 | 7 | 7% | 95 |
| MIAMI BEACH COMMUNITY HEALTH CENTER | | 1 | 94 | 99% | 95 |
| MINUTECLINIC DIAGNOSTIC OF SOUTH CAROLINA, LLC | | 79 | 16 | 17% | 95 |
| SUPERIOR RESIDENCES OF LECANTO | | 80 | 15 | 16% | 95 |
| HARBORCHASE OF NAPLES | | 81 | 13 | 14% | 94 |
| MINUTECLINIC DIAGNOSTIC OF NORTH CAROL | | 78 | 16 | 17% | 94 |
| DIAGNOSTIC SOLUTIONS | | 3 | 91 | 97% | 94 |
| ADVENT HEALTH CENTRA CARE - EAST ORLANDO | | 65 | 29 | 31% | 94 |
| QPS, LLC | | 91 | 3 | 3% | 94 |
| CONSULATE HEALTH CARE OF SARASOTA | 1 | 93 | | | 94 |
| HENNEPIN HEALTHCARE LABORATORY | | 94 | | | 94 |
| ARDEN COURTS OF WEST PALM BEACH | | 94 | | | 94 |
| CAN COMMUNITY HEALTH | | 93 | 1 | 1% | 94 |
| PENNSYLVANIA DEPT OF HEALTH | | 21 | 72 | 77% | 93 |
| ADVENTHEALTH MEDICAL GROUP PRIMARY CARE | | 89 | 4 | 4% | 93 |
| PRESERVE AT PALM AIRE | 3 | 90 | | | 93 |
| East Bay Rehabilitation Center | | 59 | 34 | 37% | 93 |
| ADVENT HEALTH CENTRA CARE - WATERMAN | | 79 | 14 | 15% | 93 |
| MINUTECLINIC DIAGNOSTIC OF NORTH CARO | | 81 | 12 | 13% | 93 |
| PATRICK AIR FORCE BASE | | 3 | 89 | 97% | 92 |
| JOHN KNOX VILLAGE OF FLORIDA ALF | 1 | 86 | 4 | 4% | 91 |
| ASHRAF MEDICAL GROUP PLLC DBA PULSE MD | | 88 | 3 | 3% | 91 |
| BAHIA OAKS LODGE | | 85 | 6 | 7% | 91 |
| KEYSTYLE LIVING LLC | 1 | 89 | 1 | 1% | 91 |
| EXPERTUS LABORATORIES INC | | 28 | 63 | 69% | 91 |
| FHMG- FLORIDA HOSPITAL MEDICAL GROUP | | 80 | 11 | 12% | 91 |
| MAGNOLIA DIAGNOSTIC | | 2 | 89 | 98% | 91 |
| DEBARY HEALTH AND REHABILITATION CENTER | | 88 | 3 | 3% | 91 |
| HERON CLUB AT PRESTANCIA | | 89 | 2 | 2% | 91 |
| KEYS MEDICAL GROUP | | | 90 | 100% | 90 |
| HARBOR BEACH NURSING AND REHABILITATION CENTER | | 87 | 3 | 3% | 90 |
| CENTURY CENTER FOR REHABILITATION & HEALING | | 72 | 18 | 20% | 90 |
| PEDIATRICS IN BREVARD PA- ROCKLEDGE | | 54 | 36 | 40% | 90 |
| G & R HEALTH MART PHARMACY | | 71 | 19 | 21% | 90 |
| UNIVERSTIY CENTER MEDICAL LLC DBA | 1 | 85 | 4 | 4% | 90 |
| HAWTHORN HOUSE | | 76 | 14 | 16% | 90 |
| PORT CHARLOTTE REHABILITATION CENTER | | 77 | 13 | 14% | 90 |
| BIGGERS FAMILY MEDICINE PA | 1 | 80 | 8 | 9% | 89 |
| ATRIUM AT LIBERTY PARK | | 85 | 4 | 4% | 89 |
| Winter Garden Rehab and Nursing Facility | | 78 | 11 | 12% | 89 |
| LABFIRST - DEPARTMENT OF PATHOLOGY | | 85 | 4 | 4% | 89 |
| Belleair Healthcare Center | | 83 | 6 | 7% | 89 |
| MENORAH HOUSE | | 88 | 1 | 1% | 89 |
| FREEDOM INN AT TARPON SPRINGS | | 82 | 7 | 8% | 89 |
| Gabisa Medical LLC | | 89 | | | 89 |
| NORTH FLORIDA SPINE AND WELLNESS | | 69 | 20 | 22% | 89 |

COVID-19: testing by laboratory

Data through Mar 19, 2021 verified as of Mar 20, 2021 at 09:25 AM

Data in this report are provisional and subject to change.

The numbers in the table below represent the number of Florida and non-Florida residents for whom test results were received by the Department of Health. A person can be tested by more than one laboratory and can have both positive and negative results. **Therefore, the sum of the numbers in each column will be larger than the total number of people tested.**

| Reporting lab | Inconclusive | Negative | Positive | Percent positive | Total |
|---|--------------|----------|----------|------------------|-------|
| STUART LODGE LIVING LLC | | 66 | 23 | 26% | 89 |
| STONY BROOK UNIVERSITY MEDICAL CENTER | | 75 | 14 | 16% | 89 |
| AVERO DIAGNOSTICS | | 65 | 24 | 27% | 89 |
| NEW SMYRNA BEACH URGENT CARE | | | 89 | 100% | 89 |
| CARE CENTERS OF NASSAU, LLC - HENDRICKS RD | | 89 | | | 89 |
| ARDEN COURTS OF SARASOTA | | 72 | 16 | 18% | 88 |
| GOVERNOR'S CREEK HEALTH & REHABILITATION | | 87 | 1 | 1% | 88 |
| CALADIUM PEDIATRICS | | 79 | 9 | 10% | 88 |
| Lanier Rehab | | 63 | 25 | 28% | 88 |
| LAKE GIBSON VILLAGE, LLC | | 85 | 3 | 3% | 88 |
| A COUNTRY PLACE ASSISTED LIVING FACILITY | | 86 | 2 | 2% | 88 |
| BLISS HEALTHCARE SERVICES | 1 | 64 | 22 | 25% | 87 |
| ERIE COUNTY MEDICAL CTR CLINICAL LABS | | 83 | 4 | 5% | 87 |
| BRANDON HEALTH AND REHABILITATION CENTER | 1 | 85 | 1 | 1% | 87 |
| PACIFIC ANALYTICS | | | 87 | 100% | 87 |
| TOTAL CARE PLUS LLC | | | 87 | 100% | 87 |
| CLYDE E LASSEN STATE VETERANS NURSING HOME | | 62 | 25 | 29% | 87 |
| QUALITY URGENT CARE AND WELLNESS | | 49 | 38 | 44% | 87 |
| MINUTECLINIC DIAGNOSTIC OF OHIO LLC | | 69 | 17 | 20% | 86 |
| EAST ALABAMA MEDICAL CENTER LABORATORY | | 74 | 12 | 14% | 86 |
| GRAND OAKS OF JENSEN BEACH LLC□ | | 85 | 1 | 1% | 86 |
| Consulate Health Care of Jacksonville | | 72 | 14 | 16% | 86 |
| SOUTH GEORGIA MEDICAL CENTER | | 48 | 38 | 44% | 86 |
| PENSACOLA DEVELOPMENTAL CENTER | | 67 | 19 | 22% | 86 |
| DISCOVERY VILLAGE AT THE FORUM | | 86 | | | 86 |
| BARRY UNIVERSITY STUDENT HEALTH SERVICES | | 52 | 34 | 40% | 86 |
| CRESTVIEW URGENT CARE | | 15 | 71 | 83% | 86 |
| WALGREENS #12673 | | 82 | 3 | 4% | 85 |
| WINDSOR OAKS | | 84 | 1 | 1% | 85 |
| W. FRANK WELLS NURSING HOME | | 84 | 1 | 1% | 85 |
| MIAMI SHORES NURSING & REHAB | | 85 | | | 85 |
| LAKE WALES OPERATING GROUP LLC | | 80 | 5 | 6% | 85 |
| PRMG - EAST NAPLES | 1 | 73 | 11 | 13% | 85 |
| MEDEXPRESS - BLOOMIN BRANDS | | 65 | 19 | 23% | 84 |
| Baldwin Pediatrix | | 73 | 11 | 13% | 84 |
| MERCY MEDICAL URGENT CARE CENTER INC | | 42 | 42 | 50% | 84 |
| LONG TERM CARE OF JAY, LLC | | 63 | 21 | 25% | 84 |
| PUTNAM COUNTY SHERIFFS OFFICE | | 78 | 6 | 7% | 84 |
| ARBOR OAKS AT TYRONE | 9 | 73 | 2 | 2% | 84 |
| NITE LITE PEDIATRICS – JACKSONVILLE | | 76 | 8 | 10% | 84 |
| FLORIDA DEPARTMENT OF HEALTH IN WALTON COUNTY | | 71 | 13 | 15% | 84 |
| PINES OF SARASOTA GARDEN | | 84 | | | 84 |
| CANOPY ON BERRYHILL, THE | | 51 | 32 | 39% | 83 |
| COOPER FAMILY MEDICAL PLLC | | 63 | 20 | 24% | 83 |
| MD 365 MEDICAL CARE PLLC | | 83 | | | 83 |
| LAFAYETTE NURSING AND REHABILITATION CENTER | | 81 | 2 | 2% | 83 |
| EISENHOWER ARMY MEDICAL CENTER | | 76 | 7 | 8% | 83 |

COVID-19: testing by laboratory

Data through Mar 19, 2021 verified as of Mar 20, 2021 at 09:25 AM

Data in this report are provisional and subject to change.

The numbers in the table below represent the number of Florida and non-Florida residents for whom test results were received by the Department of Health. A person can be tested by more than one laboratory and can have both positive and negative results. **Therefore, the sum of the numbers in each column will be larger than the total number of people tested.**

| Reporting lab | Inconclusive | Negative | Positive | Percent positive | Total |
|---|--------------|----------|----------|------------------|-------|
| PEDIATRIC SERVICES AND BREATHING CENTER PA | | 60 | 23 | 28% | 83 |
| CATHOLIC HEALTH SYSTEM DEPT LABORATORY | | 81 | 2 | 2% | 83 |
| HUNTINGTON HOSPITAL LABORATORY | | 80 | 3 | 4% | 83 |
| LABCORP EMPLOYER SERVICES | | 82 | 1 | 1% | 83 |
| HUNTSVILLE HOSPITAL LABORATORY | | 57 | 25 | 30% | 82 |
| LAKE HOWELL FAMILY MEDICINE ASSOCIATES | | 69 | 13 | 16% | 82 |
| FLORIDA PEDIATRIC GROUP | | 31 | 51 | 62% | 82 |
| ORLANDO ORTHOPAEDIC OUTPATIENT SURGERY CENTER LLC | | 79 | 3 | 4% | 82 |
| BRILLIANCE ASSISTED LIVING | | 65 | 17 | 21% | 82 |
| Lexington Health and Rehabilitation Center | | 82 | | | 82 |
| LAB | | 29 | 53 | 65% | 82 |
| LANDMARK HOSPITAL SOUTHWEST FLORIDA LLC | | 79 | 3 | 4% | 82 |
| THE PAVILION FOR HEALTH CARE | | 72 | 10 | 12% | 82 |
| COASTAL DETOX | | 80 | 1 | 1% | 81 |
| BIO-TECH CLINICAL LABORATORIES | | 41 | 40 | 49% | 81 |
| ACE BIOMEDICAL LABS LLC | | 68 | 13 | 16% | 81 |
| BEACHES PEDIATRICS PA | | 75 | 5 | 6% | 80 |
| ECOLAB GROUP | | 45 | 35 | 44% | 80 |
| ST VINCENT'S BIRMINGHAM | | 74 | 6 | 8% | 80 |
| MED ONE AT SAINT AUGUSTINE | | 49 | 31 | 39% | 80 |
| NORTHEAST FLORIDA STATE HOSP-NURSING | | 79 | 1 | 1% | 80 |
| PLYMOUTH HOME FOR ADULTS, INC. | 8 | 71 | 1 | 1% | 80 |
| ROSECASTLE AT DELANEY CREEK | | 79 | 1 | 1% | 80 |
| JERICOHO URGENT CARE | | 77 | 3 | 4% | 80 |
| CHAMBREL AT ISLAND LAKE | | 77 | 3 | 4% | 80 |
| VETERANS AFFAIRS MEDICAL CENTER - PALO ALTO | | 28 | 51 | 65% | 79 |
| PENSACOLA PEDIATRICS MILTON | | 68 | 11 | 14% | 79 |
| BALMORAL TENANT SERVICES INC | 1 | 43 | 35 | 44% | 79 |
| CBS LABS OF TAMPA LLC | | 3 | 76 | 96% | 79 |
| NORTH CENTRAL BRONX HOSPITAL | | 77 | 2 | 3% | 79 |
| EMERALD COAST BEHAVIORAL HOSPITAL | | 73 | 6 | 8% | 79 |
| EDGEWATER AT WATERMAN VILLAGE | | 78 | 1 | 1% | 79 |
| MORTON PLANT HOSPITAL NURSING | | | 78 | 100% | 78 |
| KINDRED AT HOME | | 69 | 9 | 12% | 78 |
| LAKE MORTON PLAZA□ | | 75 | 3 | 4% | 78 |
| AU HEALTH | | 64 | 14 | 18% | 78 |
| PANIRA HEALTHCARE CLINIC | | 2 | 76 | 97% | 78 |
| TRUE NORTH HEALTH NAVIGATION LLC DBA DISPATCHHEALTH | 1 | 60 | 16 | 21% | 77 |
| WEST VOLUSIA FAMILY AND SPORTS MEDICINE | | 75 | 2 | 3% | 77 |
| HEALTH FIRST - PALM BAY HOSPITAL | | 2 | 75 | 97% | 77 |
| CENTRAL BALDWIN IMMEDIATE CARE & FAMILY PRACTICE | | 59 | 18 | 23% | 77 |
| PARK OF THE PALMS INC | | 77 | | | 77 |
| RARITAN BAY PERTH AMBOY | | 68 | 9 | 12% | 77 |
| LAB PLUS, LLC AT SAINT THOMAS WEST HOSPITAL | | 63 | 14 | 18% | 77 |
| PALM BAY HOSPITAL | | | 77 | 100% | 77 |
| BOND CLINIC PA | | 45 | 32 | 42% | 77 |
| ORANGE CITY NURSING AND REHAB | | 75 | 2 | 3% | 77 |

COVID-19: testing by laboratory

Data through Mar 19, 2021 verified as of Mar 20, 2021 at 09:25 AM

Data in this report are provisional and subject to change.

The numbers in the table below represent the number of Florida and non-Florida residents for whom test results were received by the Department of Health. A person can be tested by more than one laboratory and can have both positive and negative results. **Therefore, the sum of the numbers in each column will be larger than the total number of people tested.**

| Reporting lab | Inconclusive | Negative | Positive | Percent positive | Total |
|---|--------------|----------|----------|------------------|-------|
| WALGREENS 9627 | | 70 | 6 | 8% | 76 |
| WINDSOR REFLECTIONS | | 75 | 1 | 1% | 76 |
| DYNAMIC MEDICAL USA | | | 76 | 100% | 76 |
| PRIMECARE AT TWIN LAKES | | 1 | 75 | 99% | 76 |
| EXPRESS DOCS LLC | | | 76 | 100% | 76 |
| MOBILE PHYSICIAN SERVICES INC | | 68 | 8 | 11% | 76 |
| CLINICAL PATHOLOGY ASSOCIATES-SONIC REFERENCE LAB | | 76 | | | 76 |
| S-H THIRTY-FIVE OPCO- PORT ST LUCIE, LLC | 1 | 75 | | | 76 |
| VITAS HEALTHCARE CORP OF FLORIDA | | 74 | 1 | 1% | 75 |
| PROMEDICA LABORATORIES | | 21 | 54 | 72% | 75 |
| ADVENTHEALTH EXPRESSCARE | | 45 | 30 | 40% | 75 |
| SOUTH LAKE PEDIATRICS | | 68 | 7 | 9% | 75 |
| PUBLIC SQUARE PHARMACY LLC | | 57 | 18 | 24% | 75 |
| HOLMES COUNTY HEALTH DEPARTMENT | 1 | 61 | 13 | 17% | 75 |
| OCALA CBOC | | 69 | 5 | 7% | 74 |
| BROWARD HEALTH MEDICAL CENTER | | 3 | 71 | 96% | 74 |
| BROWARD HEALTH MEDICAL CENTER CLINICAL LAB | | | 74 | 100% | 74 |
| PEDIATRIC SERVICES OF AMERICA INC | | 69 | 5 | 7% | 74 |
| ALLIANCE PEDIATRICS | | 43 | 31 | 42% | 74 |
| ROYAL CARE OF AVON PARK | | 71 | 3 | 4% | 74 |
| SCOTT LAKE HEALTH AND REHABILITATION CENTER | | 71 | 3 | 4% | 74 |
| MEDRITE URGENT CARE | | 61 | 13 | 18% | 74 |
| NOAH CLINICAL LABORATORY | | 63 | 11 | 15% | 74 |
| BROOKDALE PALM COAST | | 74 | | | 74 |
| CATHOLIC HEALTH SERVICES REGIONAL LAB | | 67 | 7 | 9% | 74 |
| BROOKDALE OVIEDO | | 72 | 2 | 3% | 74 |
| OAK MANOR NURSING HOME | | 69 | 4 | 5% | 73 |
| ST JOHNS COUNTY DETENTION CENTER | | 73 | | | 73 |
| SIMED LABORATORY | | 57 | 16 | 22% | 73 |
| MID FLORIDA PRIMARY CARE PA | | 59 | 14 | 19% | 73 |
| CONSULATE HEALTH CARE – LAKE MARY | | 72 | 1 | 1% | 73 |
| WATERCREST ST LUCIE WEST | 1 | 69 | 3 | 4% | 73 |
| HAVEN OF OUR LADY OF PEACE | | 72 | | | 72 |
| Conway Lakes Health and Rehabilitation Center | | 72 | | | 72 |
| ASSOCIATED CLINICAL LABORATORIES | | 64 | 8 | 11% | 72 |
| CRAIG BERGER MD PL D/B/A BAY AREA EYE INSTITUTE | | 72 | | | 72 |
| ALTAMONTE PEDIATRIC ASSOCIATES | | 31 | 41 | 57% | 72 |
| ORANGE COUNTY CORRECTIONS HEALTH SERVICES | | 63 | 9 | 13% | 72 |
| WE SCREEN LLC | | 70 | 2 | 3% | 72 |
| DISCOVERY VILLAGE AT PALM BEACH GARDENS | | 71 | 1 | 1% | 72 |
| INN AT ASTON GARDENS AT PELICAN POINTE,THE | | 67 | 4 | 6% | 71 |
| NORTH FLORIDA PEDIATRICS | | 57 | 14 | 20% | 71 |
| ADVANCED LAB | | 67 | 4 | 6% | 71 |
| STERLING HOUSE OF TALLAHASSEE | 3 | 62 | 6 | 8% | 71 |
| AMMON LABS | | 61 | 10 | 14% | 71 |
| JACOBI MEDICAL CENTER | | 66 | 5 | 7% | 71 |
| JENNIFER J CHIAVETTA-GRLSANTI DC | | 58 | 13 | 18% | 71 |

COVID-19: testing by laboratory

Data through Mar 19, 2021 verified as of Mar 20, 2021 at 09:25 AM

Data in this report are provisional and subject to change.

The numbers in the table below represent the number of Florida and non-Florida residents for whom test results were received by the Department of Health. A person can be tested by more than one laboratory and can have both positive and negative results. **Therefore, the sum of the numbers in each column will be larger than the total number of people tested.**

| Reporting lab | Inconclusive | Negative | Positive | Percent positive | Total |
|---|--------------|----------|----------|------------------|-------|
| LAKE CITY VA MEDICAL CENTER | | | 71 | 100% | 71 |
| WALGREENS 2941 | | 68 | 3 | 4% | 71 |
| SUWANNEE COUNTY SHERIFF OFFICE | | 67 | 3 | 4% | 70 |
| ADVENT HEALTH - LAKE MARY | | 60 | 10 | 14% | 70 |
| PANCARE HEALTH - MALONE CLINIC | | 63 | 7 | 10% | 70 |
| MISIR DRUGS LLC | | 58 | 12 | 17% | 70 |
| GRAND VILLA OF DELAND | | 64 | 6 | 9% | 70 |
| Highlands Regional Hospital | | 63 | 7 | 10% | 70 |
| SUNCOAST COMMUNITY HEALTH CENTERS PEDIATRICS | | 21 | 49 | 70% | 70 |
| Ocala Oaks Rehabilitation Center | | 64 | 6 | 9% | 70 |
| SUMMIT AT VENICE | 2 | 63 | 5 | 7% | 70 |
| USF HEALTH MORSANI CENTER | | 5 | 65 | 93% | 70 |
| GV NAPLES OPCO, LLC | | 69 | 1 | 1% | 70 |
| BOND CLINIC DR ELDEEB | | 35 | 34 | 49% | 69 |
| TROPICANA MANUFACTURING COMPANY INC | | 63 | 6 | 9% | 69 |
| PLANTATION GENERAL HOSPITAL CLINICAL LAB | | 26 | 43 | 62% | 69 |
| CP/AIG PENSACOLA DEVELOPMENT LLC | | 66 | 3 | 4% | 69 |
| SOS MOBILE MEDICAL CARE LLC | | 58 | 11 | 16% | 69 |
| SAN JOSE SENIOR CARE LLC | 1 | 43 | 25 | 36% | 69 |
| HERITAGE HEALTHCARE AND REHABILITATION CENTER | | 69 | | | 69 |
| STONY BROOK SOUTHAMPTON | | 68 | 1 | 1% | 69 |
| MD NOW MEDICAL CENTERS INC | | 42 | 27 | 39% | 69 |
| AFTER HOURS PEDIATRICS | | | 69 | 100% | 69 |
| MEMORIAL MANOR | | 69 | | | 69 |
| LUTHERAN HAVEN ASSISTED LIVING | | 69 | | | 69 |
| PARKSIDE INN | 3 | 64 | 2 | 3% | 69 |
| SUNCOAST OPTIMAL WELLNESS | | 23 | 45 | 66% | 68 |
| BIG BOCA SMILES LLC | | 66 | 2 | 3% | 68 |
| AEL- MEMPHIS | | 17 | 51 | 75% | 68 |
| LEVY COUNTY DEPARTMENT OF HEALTH | | 49 | 19 | 28% | 68 |
| BROOKDALE BONITA SPRINGS | | 67 | 1 | 1% | 68 |
| BISHOP GRADY VILLAS | | 66 | 2 | 3% | 68 |
| CL BRUMBACK PRIMARY CARE CLINICS | | 17 | 51 | 75% | 68 |
| XPRESS URGENT CARE- PORT ST. LUCIE | | 19 | 49 | 72% | 68 |
| Summit Medical Group, Pa Db a Citymd | | 61 | 7 | 10% | 68 |
| MD LABS | | 41 | 27 | 40% | 68 |
| MEASE MANOR INC | | 63 | 4 | 6% | 67 |
| DOH-WEST PALM BEACH BRANCH LABORATORY | | 3 | 64 | 96% | 67 |
| TITUSVILLE FAMILY PRACTICE | | 16 | 51 | 76% | 67 |
| THOMAS INTERNAL MEDICINE | | 56 | 11 | 16% | 67 |
| PANCARE HEALTH - FREEPORT CLINIC SUITE B | | 58 | 9 | 13% | 67 |
| EC OPCO PENSACOLA, LLC | | 66 | 1 | 1% | 67 |
| HARMONY CLINIC | | 1 | 66 | 99% | 67 |
| GENPATH | | | 67 | 100% | 67 |
| CENTRAL FLORIDA PEDIATRICS | | 38 | 29 | 43% | 67 |
| INDIGO MANOR | | 22 | 45 | 67% | 67 |
| DELCARE PA | | 52 | 15 | 22% | 67 |

COVID-19: testing by laboratory

Data through Mar 19, 2021 verified as of Mar 20, 2021 at 09:25 AM

Data in this report are provisional and subject to change.

The numbers in the table below represent the number of Florida and non-Florida residents for whom test results were received by the Department of Health. A person can be tested by more than one laboratory and can have both positive and negative results. **Therefore, the sum of the numbers in each column will be larger than the total number of people tested.**

| Reporting lab | Inconclusive | Negative | Positive | Percent positive | Total |
|--|--------------|----------|----------|------------------|-------|
| SOMERBY OF SANTA ROSA BEACH | | 57 | 9 | 14% | 66 |
| Stratford Court of Palm Harbor | | 56 | 10 | 15% | 66 |
| AMERICAN FAMILY MEDICAL | | 53 | 13 | 20% | 66 |
| MED EXPRESS | | 6 | 60 | 91% | 66 |
| MEDEX MEDICAL EXPRESS OF PALATKA | | | 66 | 100% | 66 |
| TREASURE COAST PEDIATRICS PA | | 61 | 5 | 8% | 66 |
| AR ANESTHESIA LLC | | 64 | 1 | 2% | 65 |
| ISLAND COAST PEDIATRICS | | 58 | 7 | 11% | 65 |
| BROOKDALE CENTRE POINTE | 1 | 64 | | | 65 |
| VETERANS AFFAIRS MEDICAL CENTER - GULF COAST | | 27 | 38 | 58% | 65 |
| NORTH SHORE UNIVERSITY HOSPITAL LABORATORY | | 59 | 6 | 9% | 65 |
| GRAND ST PAUL CVS | | 65 | | | 65 |
| BENTLEY CARE CENTER | | 65 | | | 65 |
| ADVENT HEALTH CENTRA CARE - WINTER GARDEN | | 19 | 46 | 71% | 65 |
| BOND AND STEELE CLINIC, PA | | 51 | 14 | 22% | 65 |
| INSTITUTE OF PATHOLOGY KINGS COUNTY | | 63 | 2 | 3% | 65 |
| TREASURE COAST FORENSIC TREATMENT CTR | | 44 | 21 | 32% | 65 |
| SUMMER VISTA ASSISTED LIVING | | 38 | 27 | 42% | 65 |
| WADSWORTH HEALTH CENTER | | 62 | 3 | 5% | 65 |
| OKEECHOBEE URGENT CARE | | 17 | 48 | 74% | 65 |
| CORAL GABLES HOSPITAL | | | 65 | 100% | 65 |
| NOMI HEALTH LAB SERVICES LLC | | 5 | 60 | 92% | 65 |
| OUT OF STATE | | 40 | 24 | 38% | 64 |
| TRINITY AL SENIOR HOUSING LLC | | 45 | 19 | 30% | 64 |
| NEMOURS CHILDRENS PRIMARY CARE OVIEDO | | 51 | 13 | 20% | 64 |
| NXGEN MDX | | 20 | 44 | 69% | 64 |
| GREENLEAF ALF | | 63 | 1 | 2% | 64 |
| JOSEPH L MORSE GERIATRIC CENTER | 2 | 59 | 3 | 5% | 64 |
| FLORIDA MEDICAL CLINIC PA | | 46 | 18 | 28% | 64 |
| APC PEDIATRICS AT RYE ROAD MEDICAL PARK | | 63 | | | 63 |
| DAVID POSNACK JEWISH DAY SCHOOL | | 63 | | | 63 |
| BEEHIVE HOMES OF GULF BREEZE | | 47 | 16 | 25% | 63 |
| VIERA HEALTH AND REHABILITATION CENTER | | 62 | 1 | 2% | 63 |
| HERNANDO COUNTY FIRE RESCUE DISTRICT | | 29 | 34 | 54% | 63 |
| MEDI CLINIC SARASOTA INC | | 62 | 1 | 2% | 63 |
| BURRY'S PHARMACY INC | | 37 | 25 | 40% | 62 |
| NORTH FLORIDA MEDICAL CENTER | | 58 | 4 | 6% | 62 |
| MENTAL HEALTH CARE INC | | 53 | 9 | 15% | 62 |
| ADVENT HEALTH - PALM COAST | | 1 | 61 | 98% | 62 |
| EMERALD COAST HOSPICE | | 61 | 1 | 2% | 62 |
| SAMFORD UNIVERSITY HEALTH SERVICES | | 61 | 1 | 2% | 62 |
| LAKELAND REGIONAL HEALTH | | 38 | 24 | 39% | 62 |
| INTERNAL MEDICINE ASSOCIATES PA | | 58 | 4 | 6% | 62 |
| OVERLOOK HOSPITAL LABORATORY | | 57 | 5 | 8% | 62 |
| FLORIDA HEALTH CARE | | 8 | 53 | 87% | 61 |
| MICHAEL AKPEKE MD | | 52 | 9 | 15% | 61 |
| WASHINGTON REHABILITATION AND NURSING CENTER | | 51 | 10 | 16% | 61 |

COVID-19: testing by laboratory

Data through Mar 19, 2021 verified as of Mar 20, 2021 at 09:25 AM

Data in this report are provisional and subject to change.

The numbers in the table below represent the number of Florida and non-Florida residents for whom test results were received by the Department of Health. A person can be tested by more than one laboratory and can have both positive and negative results. **Therefore, the sum of the numbers in each column will be larger than the total number of people tested.**

| Reporting lab | Inconclusive | Negative | Positive | Percent positive | Total |
|--|--------------|----------|----------|------------------|-------|
| BRADFORD COUNTY HEALTH DEPARTMENT | | 60 | 1 | 2% | 61 |
| DASCENA, INC | | 52 | 9 | 15% | 61 |
| WILSON MEMORIAL REGIONAL MEDICAL CENTER | | 57 | 4 | 7% | 61 |
| RITECARE MED CTR H | | | 61 | 100% | 61 |
| TOWERS HOME CARE | | 57 | 4 | 7% | 61 |
| TROY REGIONAL MEDICAL CENTER | | 50 | 11 | 18% | 61 |
| Winter Park Care and Rehab | | 60 | 1 | 2% | 61 |
| PALM BAY URGENT CARE | | 28 | 33 | 54% | 61 |
| CINNAMON COVE ALF | | 59 | 1 | 2% | 60 |
| SILVER LAKE PEDIATRICS PA | | 55 | 5 | 8% | 60 |
| TWIN CREEKS ASSISTED LIVING & MEMORY CARE | | 57 | 3 | 5% | 60 |
| AVOW HOSPICE INC | | 60 | | | 60 |
| THE PRESERVE AT CLEARWATER | | 58 | 2 | 3% | 60 |
| THE GOOD SHEPARDS OF DELAND-WEST | | 59 | 1 | 2% | 60 |
| 81ST MEDICAL GROUP | | 28 | 32 | 53% | 60 |
| SONORAN DESERT PATHOLOGY ASSOCIATES | | 3 | 57 | 95% | 60 |
| MILLENIUM PHYSICIANS GROUP | | 1 | 58 | 98% | 59 |
| FERN PARK DEVELOPMENTAL CENTER | | 5 | 54 | 92% | 59 |
| TBI RESIDENTIAL SERVICES, INC. | | 48 | 11 | 19% | 59 |
| ARTHREX MEDICAL CENTER | | 35 | 24 | 41% | 59 |
| UHEALTH AT FISHER ISLAND | | | 59 | 100% | 59 |
| INTERNAL LAB | | 50 | 9 | 15% | 59 |
| BIG BEND CARES, INC | | 51 | 8 | 14% | 59 |
| DEVELOPMENTAL DISABILITIES DEFENDANT PROGRAM | | 57 | 2 | 3% | 59 |
| CARDIOLOGY AND MEDICINE ASSOCIATES | | 43 | 16 | 27% | 59 |
| GRACE MEDICAL HOME | | 48 | 11 | 19% | 59 |
| LPG CONVENIENT CARE AT PINE ISLAND ROAD | | 53 | 6 | 10% | 59 |
| EAST HILL PHARMACY | | 41 | 18 | 31% | 59 |
| BIOTECH | | 52 | 7 | 12% | 59 |
| WAVE CREST HEALTH AND REHABILITATION CENTER | | 57 | 2 | 3% | 59 |
| Margate Health and Rehabilitation Center | | 56 | 2 | 3% | 58 |
| STEINHATCHEE FAMILY MEDICAL CENTER | 1 | 49 | 8 | 14% | 58 |
| KINDRED HOSPITAL CENTRAL TAMPA BLOOD GAS | 1 | 52 | 5 | 9% | 58 |
| MINUTECLINIC DIAGNOSTIC OF NEW JERSEY | | 51 | 7 | 12% | 58 |
| MEDLOGIC LABORATORIES | | 3 | 55 | 95% | 58 |
| LINCOLN MEDICAL AND MENTAL HEALTH CENTER | | 55 | 3 | 5% | 58 |
| MICHIGAN DEPARTMENT OF HEALTH AND HUMAN SERVICES | 1 | | 57 | 98% | 58 |
| FREEDOM SQUARE NURSING CENTER | | 50 | 8 | 14% | 58 |
| ST FRANCIS HOSPITAL | | 50 | 8 | 14% | 58 |
| HORIZON ALF | | 57 | 1 | 2% | 58 |
| SONATA BOCA RATON | | 54 | 4 | 7% | 58 |
| MICHAEL A VENAZIO MD | | 54 | 3 | 5% | 57 |
| MALCOM RANDALL DEPT OF VAMC | | | 57 | 100% | 57 |
| THE CANOPY AT BERRYHILL | | 57 | | | 57 |
| ST CLOUD PHYSICIAN MANAGEMENT LLC DBA ST CLOUD | | 28 | 29 | 51% | 57 |
| PANCARE HEALTH - JACKSON COUNTY | | 46 | 11 | 19% | 57 |
| ASCENSION SACRED HEART BAY LABORATORY | | 54 | 3 | 5% | 57 |

COVID-19: testing by laboratory

Data through Mar 19, 2021 verified as of Mar 20, 2021 at 09:25 AM

Data in this report are provisional and subject to change.

The numbers in the table below represent the number of Florida and non-Florida residents for whom test results were received by the Department of Health. A person can be tested by more than one laboratory and can have both positive and negative results. **Therefore, the sum of the numbers in each column will be larger than the total number of people tested.**

| Reporting lab | Inconclusive | Negative | Positive | Percent positive | Total |
|--|--------------|----------|----------|------------------|-------|
| BioReference Laboratories, Inc | | 7 | 50 | 88% | 57 |
| Palms at Ponte Vedra Assisted Living and Memory Care | | 54 | 3 | 5% | 57 |
| KAPG FLEMING ISLAND SENIOR HOUSING OPCO LLC | 1 | 56 | | | 57 |
| KEY WEST MEDICAL CENTER | 1 | 50 | 6 | 11% | 57 |
| GENESIS DERMATOLOGY | | 53 | 4 | 7% | 57 |
| BUECHELE DENTAL PA DBA CLERMONT FAMILY DENTISTRY | | 47 | 10 | 18% | 57 |
| ALZHEIMERS CARE CENTER OF VIERA LTD | | 37 | 20 | 35% | 57 |
| TUKA PEDIATRICS | | 7 | 49 | 88% | 56 |
| GOOD HEARTS COVID TESTING | | 13 | 43 | 77% | 56 |
| MAUREEN OROURKE-FUTEY | | | 56 | 100% | 56 |
| ROCKLEDGE REGIONAL MEDICAL CENTER | | 30 | 26 | 46% | 56 |
| MEADOWCREST FAMILY PHYSICIANS PA | 1 | 33 | 22 | 39% | 56 |
| PHYSICIANS PRIMARY CARE OF SOUTHWEST FLORIDA | | 39 | 17 | 30% | 56 |
| AESTHETIC SURGERY CENTER OF WINTER PARK, THE | 3 | 48 | 5 | 9% | 56 |
| ALEXANDER NININGER STATE VETERANS | | 56 | | | 56 |
| DEPT OF VA MED CENTE-WEST PALM BEACH | | | 56 | 100% | 56 |
| EAGLES WATCH CLUSTER | | 47 | 9 | 16% | 56 |
| ATRIA PARK OF LAKE FOREST (WG HERITAGE LF LLC) | | 54 | 2 | 4% | 56 |
| TIFFANY HALL NURSING AND REHAB | | 44 | 12 | 21% | 56 |
| CDR MAGUIRE INC | 1 | 7 | 48 | 86% | 56 |
| MARQUIS LABS, LLC | | 55 | 1 | 2% | 56 |
| MINUTECLINIC DIAGNOSTIC OF KANSAS, PA | | 47 | 9 | 16% | 56 |
| HIALEAH HOSPITAL RESPIRATORY DEPT | | | 56 | 100% | 56 |
| KENDALL REGIONAL MEDICAL CENTER LAB | 3 | | 52 | 95% | 55 |
| CHILDREN'S HOSPITAL OF ALABAMA | | 54 | 1 | 2% | 55 |
| NITE LITE PEDIATRICS - PORT ST. LUCIE | | 46 | 9 | 16% | 55 |
| AESTHETIC ENHANCEMENTS | | 55 | | | 55 |
| COOPER FAMILY MEDICAL, PLLC | | 45 | 10 | 18% | 55 |
| PERSONAL PEDIATRICS | | 48 | 7 | 13% | 55 |
| SIGNATURE HEALTHCARE OF MIDDLEBURG | | 54 | 1 | 2% | 55 |
| PREMIER MEDICAL ASSOCIATES ALL FLORIDA LLC | | 54 | 1 | 2% | 55 |
| CARE CENTERS OF NASSAU LLC MINER ROAD SOUTH | | 55 | | | 55 |
| life Care Center of Melbourne | | 38 | 17 | 31% | 55 |
| SARATOGA HOSPITAL LABORATORY | | 50 | 5 | 9% | 55 |
| SONATA HUNTERS CREEK | | 47 | 8 | 15% | 55 |
| VILLAGES VA CBOC | 2 | 48 | 4 | 7% | 54 |
| CAMPBELL URGENT CARE | | | 54 | 100% | 54 |
| CAMBRIDGE SECURITY SERVICES | | 51 | 3 | 6% | 54 |
| FAMILY EXTENDED CARE OF PUNTA GORDA | | 54 | | | 54 |
| JUNIPER VILLAGE AT NAPLES | | 53 | 1 | 2% | 54 |
| SARASOTA CO. HEALTH DEPT # 58 | | 40 | 14 | 26% | 54 |
| CERTUS MTD OPCP LLC | | 52 | 2 | 4% | 54 |
| UNITED LABORATORY SERVICES CORPORATION | | 38 | 16 | 30% | 54 |
| CVS MINUTE CLINIC | | 1 | 53 | 98% | 54 |
| CLERMONT HEALTH AND REHAB | | 40 | 14 | 26% | 54 |
| Salerno Bay Health & Rehabilitation Center | | 44 | 10 | 19% | 54 |
| ST. CLOUD MEDICAL GROUP | | 54 | | | 54 |

COVID-19: testing by laboratory

Data through Mar 19, 2021 verified as of Mar 20, 2021 at 09:25 AM

Data in this report are provisional and subject to change.

The numbers in the table below represent the number of Florida and non-Florida residents for whom test results were received by the Department of Health. A person can be tested by more than one laboratory and can have both positive and negative results. **Therefore, the sum of the numbers in each column will be larger than the total number of people tested.**

| Reporting lab | Inconclusive | Negative | Positive | Percent positive | Total |
|--|--------------|----------|----------|------------------|-------|
| APOLLOMDX LABS | | 32 | 22 | 41% | 54 |
| SAFARI PEDIATRICS PA | | 53 | 1 | 2% | 54 |
| FLORIDA HEALTH CARE DELAND | | | 54 | 100% | 54 |
| FAST PACE MEDICAL CLINIC, PLLC | | 47 | 7 | 13% | 54 |
| FINLAY CLINICAL LABORATORY | | 20 | 34 | 63% | 54 |
| PALM BAY PEDIATRICS | | 36 | 18 | 33% | 54 |
| PROMEDICA SENIOR LIVING | | 51 | 2 | 4% | 53 |
| MISSION OAKS ASSISTED LIVING□ | | 51 | 2 | 4% | 53 |
| BARNES HEALTHCARE OF FLORIDA LLC | | 49 | 4 | 8% | 53 |
| NICEVILLE URGENT CARE | | 8 | 45 | 85% | 53 |
| SOMERSET | | | 53 | 100% | 53 |
| ROSECASTLE OF JACKSONVILLE LLC | | 52 | 1 | 2% | 53 |
| GENTIVA HEALTH SERVICES CERTIFIED INC | | 50 | 3 | 6% | 53 |
| QUOTIENT SCIENCES LABS LLC | | | 53 | 100% | 53 |
| WEST ISLIP URGENT CARE | | 48 | 5 | 9% | 53 |
| PALM RIVER COMMUNITY HEALTH CENTER | | 48 | 5 | 9% | 53 |
| SUMTER PEDIATRICS | | 49 | 4 | 8% | 53 |
| FAMILY HEALTH CENTER | | 40 | 13 | 25% | 53 |
| UNIVERSITY OF WEST FLORIDA, THE | | 52 | 1 | 2% | 53 |
| ADVENT HEALTH - MOUNT DORA | | 9 | 44 | 83% | 53 |
| Osprey Point Nursing Center | | 51 | 2 | 4% | 53 |
| VPA PC LAB | | 48 | 5 | 9% | 53 |
| MINUTECLINIC DIAGNOSTIC OF HAWAII LLC | | 46 | 6 | 12% | 52 |
| FUTURE PEDIATRICS | | 49 | 3 | 6% | 52 |
| VALENCIA HOUSE ALF | | 51 | 1 | 2% | 52 |
| ST VINCENTS PRIMARY CARE | | 47 | 5 | 10% | 52 |
| TALLAHASSEE VA OPC | | 50 | 2 | 4% | 52 |
| SNH BRFL TENANT LLC | 2 | 50 | | | 52 |
| ERIC C MRSHAL, MD, PC #1842 | | 49 | 3 | 6% | 52 |
| BARNETT PARK□ | | 2 | 50 | 96% | 52 |
| LITTLE NECK URGENT CARE | | 50 | 2 | 4% | 52 |
| ADVENT HEALTH | | 49 | 3 | 6% | 52 |
| INTERNAL MEDICINE SPECIALIST | | 46 | 6 | 12% | 52 |
| S-H THIRTY FIVE OPCO - ORANGE CITY, LLC | | 41 | 10 | 20% | 51 |
| AVANTE ST CLOUD | | 48 | 3 | 6% | 51 |
| GOLDEN POND COMMUNITIES | | 51 | | | 51 |
| GULFVIEW MEDICAL INSTITUTE | | 51 | | | 51 |
| LONGWOOD CARDIOLOGY | | | 51 | 100% | 51 |
| GATEWAY CARE CENTER | | 50 | 1 | 2% | 51 |
| ROCHESTER GENERAL HOSPITAL LABORATORY | | 47 | 4 | 8% | 51 |
| CALHOUN COUNTY HEALTH DEPT | | 24 | 27 | 53% | 51 |
| PENNSYLVANIA DEPARTMENT OF HEALTH BUREAU OF LABORATORIES | | | 51 | 100% | 51 |
| INN AT THE FOUNTAINS, THE | | 34 | 17 | 33% | 51 |
| LPG PEDIATRICS AT PAGE FIELD | | 50 | 1 | 2% | 51 |
| LAKELAND REGIONAL HEALTH GATEWAY CENTER | | 28 | 23 | 45% | 51 |
| MINUTE CLINIC INCORPORATE | | 44 | 7 | 14% | 51 |
| Jupiter Medical Center Pavilion | | 50 | 1 | 2% | 51 |

COVID-19: testing by laboratory

Data through Mar 19, 2021 verified as of Mar 20, 2021 at 09:25 AM

Data in this report are provisional and subject to change.

The numbers in the table below represent the number of Florida and non-Florida residents for whom test results were received by the Department of Health. A person can be tested by more than one laboratory and can have both positive and negative results. **Therefore, the sum of the numbers in each column will be larger than the total number of people tested.**

| Reporting lab | Inconclusive | Negative | Positive | Percent positive | Total |
|---|--------------|----------|----------|------------------|-------|
| WALGREENS #10373 | | 48 | 2 | 4% | 50 |
| PHILLIPPE RIDGE | | 38 | 12 | 24% | 50 |
| SOUTH CAROLINA DEPT OF HEALTH AND ENVIRONMENT CONTROL | | 11 | 39 | 78% | 50 |
| ORCHID COVE AT DAYTONA | | 45 | 5 | 10% | 50 |
| SOUTHEAST ALABAMA MEDICAL CENTER | | | 50 | 100% | 50 |
| PORT ST. LUCIE - ZAXBY'S | | 50 | | | 50 |
| BENTON HOUSE OF PORT ORANGE | | 44 | 6 | 12% | 50 |
| TRADITIONAL HOME HEALTH OF PALM BEACH INC | | 49 | 1 | 2% | 50 |
| BETHUNE-COOKMAN UNIVERSITY | | 32 | 18 | 36% | 50 |
| USF | | 1 | 48 | 98% | 49 |
| ADVENT HEALTH EXPRESS CARE | | 4 | 45 | 92% | 49 |
| PRACTICE MANAGEMENT OF AMERICA, INC. | | 7 | 42 | 86% | 49 |
| SOUTHSIDE HOSPITAL NORTHWELL HEALTH LABORATORY | | 42 | 7 | 14% | 49 |
| SOFT CELL LABORATORIES | | 45 | 4 | 8% | 49 |
| SOLARIS SENIOR LIVING NORTH NAPLES | | 48 | 1 | 2% | 49 |
| HCTB INC | | 47 | 2 | 4% | 49 |
| DOH | | 23 | 26 | 53% | 49 |
| PARK MEADOWS HEALTH AND REHABILITATION CENTER | | 49 | | | 49 |
| BRANDON COMMUNITY HEALTH CENTER | | 38 | 11 | 22% | 49 |
| MIRIMUS CLINICAL LABS | 1 | 20 | 28 | 57% | 49 |
| HEALTH FIRST - CAPE CANAVERAL HOSPITAL | | 1 | 48 | 98% | 49 |
| RAINBOW PEDIATRICS PC LLC / BREAKFAST POINT | | 38 | 11 | 22% | 49 |
| ERDOX | | 47 | 2 | 4% | 49 |
| NORTHBROOK CENTER FOR | | 47 | 2 | 4% | 49 |
| ALLEGRO | | 47 | 2 | 4% | 49 |
| HILA BECKERMAN MD LLC | 1 | 45 | 3 | 6% | 49 |
| DOT DOC SARASOTA | | 43 | 5 | 10% | 48 |
| BREVARD HEALTH ALLIANCE INC | | 47 | 1 | 2% | 48 |
| CENTRA CARE – LAKE NONA | | 6 | 42 | 88% | 48 |
| KESHAV RX LLC | | 40 | 8 | 17% | 48 |
| COURTYARD GARDENS OF JUPITER | | 48 | | | 48 |
| GRAND AVENUE RX | | | 48 | 100% | 48 |
| CAREMED INTERNAL MEDICINE | | 30 | 18 | 38% | 48 |
| BENTLEY VILLAGE II | | 39 | 9 | 19% | 48 |
| INFINITY BIOLOGIX LLC OAKDALE | | 45 | 3 | 6% | 48 |
| GRAND OAKS OF PALM CITY LLC | 1 | 41 | 6 | 13% | 48 |
| THE TRADITION OF THE PALM BEACHES | | 47 | 1 | 2% | 48 |
| SPRING MANOR ASSISTED LIVING | | 48 | | | 48 |
| THE TERRACE OF JACKSONVILLE | | 3 | 45 | 94% | 48 |
| QHC UPSTATE MEDICAL PC | | 40 | 8 | 17% | 48 |
| BAY CENTER HURRICANE SHELTER | | 48 | | | 48 |
| PREMIER COMMUNITY HEALTHCARE GROUP INC | | 46 | 2 | 4% | 48 |
| POPLAR HEALTHCARE PLLC | 1 | 11 | 36 | 75% | 48 |
| SEWANEE MOLECULAR DIAGNOSTICS LABORATO | | 48 | | | 48 |
| PREMIER MEDICAL ASSOCIATES | | 46 | 2 | 4% | 48 |
| NAPLES PEDIATRICS INC | | 43 | 5 | 10% | 48 |
| MADISON COUNTY MEMORIAL HOSPITAL LABORATORY | | 15 | 32 | 68% | 47 |

COVID-19: testing by laboratory

Data through Mar 19, 2021 verified as of Mar 20, 2021 at 09:25 AM

Data in this report are provisional and subject to change.

The numbers in the table below represent the number of Florida and non-Florida residents for whom test results were received by the Department of Health. A person can be tested by more than one laboratory and can have both positive and negative results. **Therefore, the sum of the numbers in each column will be larger than the total number of people tested.**

| Reporting lab | Inconclusive | Negative | Positive | Percent positive | Total |
|--|--------------|----------|----------|------------------|-------|
| FELICIDAD MEDICAL CENTER | | 1 | 46 | 98% | 47 |
| FHMG_CTR FOR SENIOR HEALTH | | 42 | 5 | 11% | 47 |
| CAPE REGIONAL MEDICAL CENTER | | 45 | 2 | 4% | 47 |
| COMPLETE HOME CARE OF THE PALM BEACHES LLC | | 43 | 4 | 9% | 47 |
| ALL AMERICAN URGENT CARE | | | 47 | 100% | 47 |
| HERNANDO ENDOSCOPY AND SURGERY CENTER | | 36 | 11 | 23% | 47 |
| BLOCK NATION CHASE | | 38 | 9 | 19% | 47 |
| NEW YORK PRESBYTERIAN - QUEENS DIAGNOSTIC | | 44 | 3 | 6% | 47 |
| INTERLAB | | 1 | 46 | 98% | 47 |
| EMERGENCY PHYSICIANS MEDICAL CENTER LLC | | 29 | 18 | 38% | 47 |
| Citymd Of Toms River | | 41 | 6 | 13% | 47 |
| NAVARRE GARDENS | | 41 | 6 | 13% | 47 |
| ADVENT HEALTH - LAKE WALES | | 35 | 12 | 26% | 47 |
| KAPG ST AUGUSTINE SENIOR HOUSING OPCO LLC | | 37 | 9 | 20% | 46 |
| EAST MANATEE FAMILY | 1 | 1 | 44 | 96% | 46 |
| MOBILE DOC FL, LLC | | 29 | 17 | 37% | 46 |
| PREMIER PLACE HEALTHCARE AT THE GLENVIEW | | 46 | | | 46 |
| FAMILY EXTENDED CARE OF WINTER HAVEN | | 44 | 2 | 4% | 46 |
| Guardian Care Nursing and Rehabilitation Center | | 46 | | | 46 |
| S-H THIRTY FIVE OPCO - LUTZ, LLC | | 45 | 1 | 2% | 46 |
| H LEE MOFFITT CANCER CENTER MICRO | | 46 | | | 46 |
| HOME CARE PHARMACY | | 46 | | | 46 |
| WG EVERGREEN WOODS SH LLC | | 46 | | | 46 |
| NORTH FLORIDA / SOUTH GEORGIA VETERANS HEALTH SYSTEM | | 1 | 45 | 98% | 46 |
| ADVENT HEALTH MEDICAL GROUP OB GYN AT | | 40 | 6 | 13% | 46 |
| HARTFORD HEALTH SERVICES LLC | | 46 | | | 46 |
| ADVENTIST HEALTH SYSTEM FLORIDA | | 31 | 15 | 33% | 46 |
| ST ANTHONYS PRIMARY CARE LLC/JACKSON STREET | | | 46 | 100% | 46 |
| COLLIER BLVD HMA PHYSICIAN MANAGEMENT LLC | | 46 | | | 46 |
| INTERCOASTAL MEDICAL GROUP | | | 46 | 100% | 46 |
| NIGHT LITE PEDIATRICS CENTER LLC | | 10 | 35 | 78% | 45 |
| BRP SH OPCO LLC | | 45 | | | 45 |
| PANCARE HEALTH - BAY COUNTY - YOUNGSTOWN | | 40 | 5 | 11% | 45 |
| VILLAGE ON THE ISLE□ | | 40 | 5 | 11% | 45 |
| CITYMD OF MANAHAWKIN | | 43 | 2 | 4% | 45 |
| GRAMERCY PARK URGENT CARE | | 43 | 2 | 4% | 45 |
| ALLIANCE OF PHYSICIANS AGAINST COVID-19 | | | 45 | 100% | 45 |
| COLLIER COUNTY JAIL | | 45 | | | 45 |
| NEXT MOLECULAR ANALYTICS | | 14 | 31 | 69% | 45 |
| PATRICK MANOR INCORPORATED | | 45 | | | 45 |
| WINTER GARDEN REHAB AND NURSING CENTER | | 41 | 4 | 9% | 45 |
| LPG PRIMARY CARE AT SURFSIDE | | 41 | 4 | 9% | 45 |
| COLLIER URGENT CARE CENTERS | | 44 | 1 | 2% | 45 |
| HOLY NAME HOSPITAL LABORATORY | | 43 | 2 | 4% | 45 |
| NEOGENOMICS LABORATORIES INC | | 45 | | | 45 |
| SOUTHPORT SQUARE HARBOUR HEALTH | | 45 | | | 45 |
| REDI-MED WALK-IN FAMILY CARE | | | 45 | 100% | 45 |

COVID-19: testing by laboratory

Data through Mar 19, 2021 verified as of Mar 20, 2021 at 09:25 AM

Data in this report are provisional and subject to change.

The numbers in the table below represent the number of Florida and non-Florida residents for whom test results were received by the Department of Health. A person can be tested by more than one laboratory and can have both positive and negative results. **Therefore, the sum of the numbers in each column will be larger than the total number of people tested.**

| Reporting lab | Inconclusive | Negative | Positive | Percent positive | Total |
|--|--------------|----------|----------|------------------|-------|
| STUART URGENT CARE | | | 45 | 100% | 45 |
| LARA HEALTH AND WELLNESS CENTER LLC | | 45 | | | 45 |
| TGH URGENT CARE POWERED BY FAST TRACK | | | 44 | 100% | 44 |
| LINCOLN DIAGNOSTIC LAB | | 42 | 2 | 5% | 44 |
| CORNERSTONE PEDIATRICS | | 34 | 10 | 23% | 44 |
| MINUTECLINIC DIAGNOSTIC OF SOUTH CAROL | | 40 | 4 | 9% | 44 |
| MORTON PLANT | | | 44 | 100% | 44 |
| PEDIATRICS OF CENTRAL FLORIDA – SAINT CLOUD | 2 | 40 | 2 | 5% | 44 |
| LONG ISLAND JEWISH MED CTR | | 41 | 3 | 7% | 44 |
| MARIANNA HEALTH AND REHABILITATION CENTER | | 43 | 1 | 2% | 44 |
| LUTHERAN HAVEN EXTENDED CONGREGATE CAR | | 44 | | | 44 |
| Gulf Shore Care Center | | 39 | 5 | 11% | 44 |
| TAMPA BAY CONCIERGE DOCTOR, LLC | | 42 | 2 | 5% | 44 |
| FLORIDA HOSPITAL | | 28 | 16 | 36% | 44 |
| THE MERIDIAN AT BOCA RATON | 1 | 43 | | | 44 |
| PLAINVIEW URGENT CARE | | 40 | 3 | 7% | 43 |
| ISLAND URGENT CARE PLLC | | 41 | 2 | 5% | 43 |
| COLONY CARE CENTER | | 32 | 11 | 26% | 43 |
| RADIOLOGY ASSOCIATES OF VENICE AND ENGLEWOOD | | 41 | 2 | 5% | 43 |
| LAKE MARY KIDS CENTRA CARE | | 33 | 10 | 23% | 43 |
| PINES NURSING HOME | | 41 | 2 | 5% | 43 |
| FIRST CHOICE URGENT CARE | | 12 | 31 | 72% | 43 |
| SAN CARLOS PHARMACY | | 39 | 4 | 9% | 43 |
| WALGREENS 3145 | | 40 | 3 | 7% | 43 |
| BRANCH MEDICAL CLINIC | | | 43 | 100% | 43 |
| PRINCETON VILLAGE☐ | | 39 | 4 | 9% | 43 |
| WOLFF CTR FOR CHILD & ADOLESCENT HEALTH PLLC,THE | | 26 | 17 | 40% | 43 |
| DUVAL PHARMACY | | 32 | 11 | 26% | 43 |
| UNION MEDICAL CARE PLLC | | 43 | | | 43 |
| MAIMONIDES-SHALOM ACADEMY, INC | | 41 | 1 | 2% | 42 |
| CLINICAL LABORATORY | | 42 | | | 42 |
| LOURDES HOSPITAL INC | | 40 | 2 | 5% | 42 |
| Atlantic Shore Nursing and Rehab | | 42 | | | 42 |
| BENTON HOUSE OF ST. JOHNS | | 40 | 2 | 5% | 42 |
| URGENT CARE & WELLNESS CENTER | | 10 | 32 | 76% | 42 |
| SUNCOAST TECHNICAL COLLEGE SCHOOL OF HEALTH | | 42 | | | 42 |
| KIVA AT CANTERBURY | | 25 | 17 | 40% | 42 |
| MILLENIA ADVANCED SCIENTIFIC LLC | | | 42 | 100% | 42 |
| LONG ISLAND UNIVERSITY - POST CAMPUS | | 42 | | | 42 |
| LAKE CO EMPLOYEE HEALTH AND WELLNESS CENTER | | 38 | 4 | 10% | 42 |
| BRONX LEBANON HOSPITAL-MEDICAL CENTER | | 37 | 4 | 10% | 41 |
| WHITE-WILSON MEDICAL CENTER | | 30 | 11 | 27% | 41 |
| VIP WALK IN CLINIC | | 19 | 22 | 54% | 41 |
| University Hills health and Rehabilitation | | 31 | 10 | 24% | 41 |
| UNIVERSITY OF ALABAMA | | 38 | 3 | 7% | 41 |
| PACIFICA SENIOR LIVING OCALA | | 36 | 5 | 12% | 41 |
| BAPTIST URGENT CARE | | 38 | 3 | 7% | 41 |

COVID-19: testing by laboratory

Data through Mar 19, 2021 verified as of Mar 20, 2021 at 09:25 AM

Data in this report are provisional and subject to change.

The numbers in the table below represent the number of Florida and non-Florida residents for whom test results were received by the Department of Health. A person can be tested by more than one laboratory and can have both positive and negative results. **Therefore, the sum of the numbers in each column will be larger than the total number of people tested.**

| Reporting lab | Inconclusive | Negative | Positive | Percent positive | Total |
|--|--------------|----------|----------|------------------|-------|
| PEDIATRICS OF CENTRAL FLORIDA KISSI | | 33 | 8 | 20% | 41 |
| A & R RESEARCH GROUP | | 35 | 6 | 15% | 41 |
| NORTHWELL HEALTH PLAINVIEW HOSPITAL LABORATORY | | 32 | 9 | 22% | 41 |
| ROYAL PALM SENIOR RESIDENCE | | 41 | | | 41 |
| GEORGE E WEEMS MEMORIAL HOSPITAL LAB | | 31 | 10 | 24% | 41 |
| FLORIDA HOSPITAL NEW SMYRNA | | 4 | 37 | 90% | 41 |
| MINUTECLINIC, LLC | | 36 | 5 | 12% | 41 |
| AVALON PARK RETIREMENT RESIDENCE | | 40 | 1 | 2% | 41 |
| GUIDEWELL EMERGENCY MEDICINE DOCTORS LLC | | 16 | 25 | 61% | 41 |
| STAT ONE URGENT CARE CENTER | | 2 | 39 | 95% | 41 |
| IMA MEDICAL GROUP POINCIANA | | 18 | 23 | 56% | 41 |
| MID-FLORIDA PATHOLOGY, LLC | | 33 | 8 | 20% | 41 |
| ATRIA WILLOW WOOD | | 39 | 2 | 5% | 41 |
| OPTUMCARE SOUTH FLORIDA, LLC | | 34 | 7 | 17% | 41 |
| POINTE AT NEW PORT PLACE,THE | | 40 | | | 40 |
| COURTYARD GARDENS OF BOYNTON BEACH, LLC | | 37 | 3 | 8% | 40 |
| M&V SAN JOSE MEDICAL CENTER | | | 40 | 100% | 40 |
| CITRUS COUNTY HEALTH DEPARTMENT | | 34 | 6 | 15% | 40 |
| NORTH CAROLINA DEPARTMENT OF HEALTH & HUMAN SERVICES | 1 | | 39 | 98% | 40 |
| NORTH FLORIDA PEDIATRICS - JACKSONVILLE | | 36 | 4 | 10% | 40 |
| LONGLEAF DIAGNOSTIC LABORATORIES | | 11 | 29 | 73% | 40 |
| CROSSROADS URGENT CARE | | 25 | 15 | 38% | 40 |
| CITY OF CAPE CORAL | | 34 | 6 | 15% | 40 |
| IMA MEDICAL CENTER | | 25 | 15 | 38% | 40 |
| CAPITAL REGIONAL MEDICAL CENTER | | 2 | 38 | 95% | 40 |
| OCOE PEDIATRICS | | 33 | 7 | 18% | 40 |
| PRIDE DIAGNOSTICS | | 24 | 16 | 40% | 40 |
| CLINICAL PATHOLOGY LABORATORIES, INC | | 40 | | | 40 |
| CVS MINUTE CLINIC DIAGNOSTIC OF NORTH CAROL | | 34 | 6 | 15% | 40 |
| ADVENT HEALTH CENTRA CARE - LAKELAND | | 30 | 10 | 25% | 40 |
| ADVANCE URGENT CARE CENTER, LLC | | 1 | 39 | 98% | 40 |
| ST JOSEPHS HOSPITAL SOUTH HOSPITAL | | | 40 | 100% | 40 |
| MIAMI CLINICAL RESEARCH CORP | | | 39 | 100% | 39 |
| CARE 4 U MANAGEMENT, INC | | | 39 | 100% | 39 |
| GENEXPERT | | | 39 | 100% | 39 |
| BIOFIRE | | 7 | 32 | 82% | 39 |
| JFK MEDICAL CENTER NORTH LAB | | 1 | 38 | 97% | 39 |
| BROOKDALE BRANDON | 1 | 38 | | | 39 |
| CLINICAL RESEARCH SEQUENCING PLATFORM | | 8 | 31 | 79% | 39 |
| MEDEX MEDICAL EXPRESS OF PALATKA LLC | | | 39 | 100% | 39 |
| CEDAR CREEK AT KINGS BAY INC | | 39 | | | 39 |
| BAYSHORE PATHOLOGY CONSULTANTS PA | | 37 | 2 | 5% | 39 |
| BAY COUNTY JAIL ANNEX | | 34 | 5 | 13% | 39 |
| LYSTER ACH FT RUCKER AL | | 36 | 3 | 8% | 39 |
| GUYAN VALLEY WELLNESS CENTER | | 32 | 7 | 18% | 39 |
| BRIDGEVIEW CENTER LLC | | 27 | 12 | 31% | 39 |
| MAIN STREET MEDICAL CENTER OF CRESTVIEW PA | | 20 | 19 | 49% | 39 |

COVID-19: testing by laboratory

Data through Mar 19, 2021 verified as of Mar 20, 2021 at 09:25 AM

Data in this report are provisional and subject to change.

The numbers in the table below represent the number of Florida and non-Florida residents for whom test results were received by the Department of Health. A person can be tested by more than one laboratory and can have both positive and negative results. **Therefore, the sum of the numbers in each column will be larger than the total number of people tested.**

| Reporting lab | Inconclusive | Negative | Positive | Percent positive | Total |
|--|--------------|----------|----------|------------------|-------|
| WG BAYPOINT VILLAGE SH LLC | | 38 | 1 | 3% | 39 |
| SUNSHINE ASSISTED LIVING | | 39 | | | 39 |
| JUNIPER VILLAGE AT CAPE CORAL | | 34 | 5 | 13% | 39 |
| EASTERN SHORE URGENT CARE | | 27 | 11 | 29% | 38 |
| CCRC @ SUNFLOWER LLC | | 35 | 3 | 8% | 38 |
| Life Care Center of Citrus County | | 37 | 1 | 3% | 38 |
| ATRIA SAN PABLO | | 36 | 2 | 5% | 38 |
| STEWART MEDICAL GROUP, INC | | 21 | 17 | 45% | 38 |
| Bon Secours Maria Manor | | 33 | 5 | 13% | 38 |
| AUTUMN OF SARASOTA | | 12 | 26 | 68% | 38 |
| FLORIDA DEPARMENT OF HEALTH CLAY COUNTY | | 25 | 13 | 34% | 38 |
| LAKE INTERNAL MEDICINE ASSOCIATES PA | | 32 | 6 | 16% | 38 |
| MOLECULAR DIAGNOSTICS | | 5 | 33 | 87% | 38 |
| ANDALUSIA HEALTH | | 21 | 17 | 45% | 38 |
| BOND CLINIC, PA | | 9 | 29 | 76% | 38 |
| HOMEWOOD RESIDENCE AT FREEDOM PLAZA | | 37 | 1 | 3% | 38 |
| STETSON UNIVERSITY STUDENT HEALTH CENTER | | 3 | 35 | 92% | 38 |
| PREMISE HEALTH MIA | | 1 | 37 | 97% | 38 |
| ADVENTHEALTH MEDICAL GROUP FAMILY MEDICINE | | 32 | 5 | 14% | 37 |
| HR SARASOTA OPERATOR LLC | | 25 | 12 | 32% | 37 |
| THE MEDICAL GROUP OF SOUTH FLORIDA INC | | 33 | 4 | 11% | 37 |
| NIGHT LITE PEDIATRIC CENTER | | 10 | 27 | 73% | 37 |
| ST AUGUSTINE PEDIATRIC ASSOC | | 33 | 4 | 11% | 37 |
| INNOVATION CLINICAL TRIALS, INC | | | 37 | 100% | 37 |
| THE COLLIER AT NAPLES | | 36 | 1 | 3% | 37 |
| HOLZER HEALTH CENTER | | 5 | 32 | 86% | 37 |
| ONE MILO | | 37 | | | 37 |
| TAYLORVILLE FAMILY MEDICINE | | 30 | 7 | 19% | 37 |
| PATHOGENIUS LABORATORIES | | 30 | 7 | 19% | 37 |
| LIGHTHOUSE PEDIATRICS OF NAPLES | | 33 | 4 | 11% | 37 |
| SANTA BARBARA CARE CENTER | | 20 | 17 | 46% | 37 |
| FAMILY EXTENDED CARE OF SEBRING INC | | 35 | 2 | 5% | 37 |
| PONCE THERAPY CARE CENTER | | 34 | 3 | 8% | 37 |
| ACCURATE DIAGNOSTIC LAB | | 35 | 2 | 5% | 37 |
| CONNECTICUT DEPARTMENT OF HEALTH | | 22 | 15 | 41% | 37 |
| BULLS HEAD URGENT CARE | | 35 | 2 | 5% | 37 |
| CORRECTIONAL MEDICAL GROUP | | 27 | 10 | 27% | 37 |
| BELVEDERE COMMONS OF SUN CITY CENTER | | 36 | | | 36 |
| MAKO MEDICAL | | 21 | 15 | 42% | 36 |
| PROFESSIONAL PEDIATRICS | | 34 | 2 | 6% | 36 |
| HARMONY HEALTH OPCO, LLC | | 15 | 21 | 58% | 36 |
| ADVENTHEALTH MEDICAL GROUP MULTISPECIALTY | | | 36 | 100% | 36 |
| LPG CONVENIENT CARE AT METRO | | 33 | 3 | 8% | 36 |
| MINUTECLINIC DIAGNOSTIC OF NORTH CAROLINA | | 35 | 1 | 3% | 36 |
| BVL/LITTLE ANGEL PEDIATRICS | | 36 | | | 36 |
| SHERMAN-ABRAMS LABORATORY INC | | 32 | 4 | 11% | 36 |
| ST JOSEPHS CHILDRENS OUTREACH | | | 36 | 100% | 36 |

COVID-19: testing by laboratory

Data through Mar 19, 2021 verified as of Mar 20, 2021 at 09:25 AM

Data in this report are provisional and subject to change.

The numbers in the table below represent the number of Florida and non-Florida residents for whom test results were received by the Department of Health. A person can be tested by more than one laboratory and can have both positive and negative results. **Therefore, the sum of the numbers in each column will be larger than the total number of people tested.**

| Reporting lab | Inconclusive | Negative | Positive | Percent positive | Total |
|--|--------------|----------|----------|------------------|-------|
| CVS NY4098030POCT NEW YORK | | 36 | | | 36 |
| WASHINGTON COUNTY HEALTH DEPARTMENT | | 24 | 12 | 33% | 36 |
| MINUTECLINIC DIAGNOSTIC OF RHODE ISLAND, LLC #1544 | | 35 | 1 | 3% | 36 |
| IRL | | 4 | 31 | 89% | 35 |
| CAREHERE LAKE SCHOOLS EMPLOYEE HEALTH CENTER | | 24 | 11 | 31% | 35 |
| ST. MARYS MEDICAL CENTER | | 1 | 34 | 97% | 35 |
| LPG PULMONOLOGY-COCONUT POINT | | 30 | 5 | 14% | 35 |
| COLLIER HMA PHYSICIAN MANAGEMENT LLC | | 27 | 8 | 23% | 35 |
| VIKOR SCIENTITIC | | 5 | 30 | 86% | 35 |
| ALWAYS BEST CARE SENIOR SERVICES | | 32 | 3 | 9% | 35 |
| WUESTHOFF MEMORIAL HOSPITAL | | | 35 | 100% | 35 |
| CDR MAGUIRE - MIAMI BEACH CC MISSION 17388 | | 2 | 33 | 94% | 35 |
| P23 LABS | | 35 | | | 35 |
| UNIVERSITY HOSPITAL | | 30 | 5 | 14% | 35 |
| BOCA TOXICOLOGY LLC | | 33 | 2 | 6% | 35 |
| VANDERBILT UNIVERSITY MEDICAL CENTER | | 31 | 4 | 11% | 35 |
| NCHD | | 21 | 14 | 40% | 35 |
| PALM POINT BEHAVIORAL HEALTH | | 35 | | | 35 |
| BENTON HOUSE OF CLERMONT | | 35 | | | 35 |
| DOCTORS CENTER PA,THE | | 33 | 2 | 6% | 35 |
| MAINSTREET FAMILY URGENT CARE | | 1 | 34 | 97% | 35 |
| ISLAND LAKE CENTER | | 14 | 21 | 60% | 35 |
| PATHGROUP | | 9 | 26 | 74% | 35 |
| BIOREFERENCE LABORATORIES INC | | 3 | 32 | 91% | 35 |
| PARKSIDE HEALTH AND REHABILITATION CENTER | | | 35 | 100% | 35 |
| POARCH BANC CREEK INDIANS TRIBAL HEALTH DEPARTMENT | | | 35 | 100% | 35 |
| ADVENT HEALTH - FISH MEMORIAL | | 2 | 33 | 94% | 35 |
| ROADS PEDIATRICS,LLC | | 33 | 2 | 6% | 35 |
| NEUROINTERNATIONAL SARASOTA | | 32 | 3 | 9% | 35 |
| ADULT MEDICINE OF LAKE COUNTY INC | | | 35 | 100% | 35 |
| HARBORCHASE OF WELLINGTON CROSSING | | 32 | 2 | 6% | 34 |
| ST LUCIE COUNTY JAIL | | 25 | 9 | 26% | 34 |
| THE SPRINGS OF PARC HILL | | 33 | 1 | 3% | 34 |
| TUSCAN GARDENS OF DELRAY BEACH MANAGEMENT COMPANY, | | 34 | | | 34 |
| FHMG-FLORIDA HOSPITAL MEDICAL GROUP | | 25 | 9 | 26% | 34 |
| RESIDENTIAL PLAZA AT BLUE LAGOON INC | | 31 | 3 | 9% | 34 |
| JOHN KNOX VILLAGE OF CENTRAL FLORIDA | | 30 | 4 | 12% | 34 |
| PECONIC BAY MEDICAL CENTER LABORATORY | | 26 | 8 | 24% | 34 |
| ENCOMPASS HEALTH REHABILITATION HOSPITAL OF LARGO | | 31 | 3 | 9% | 34 |
| AYERS NURSING AND REHABILITATION CENTER | | 34 | | | 34 |
| BASSETTI MEDICAL RESEARCH INC | | 28 | 6 | 18% | 34 |
| VETERANS AFFAIRS MEDICAL CENTER - NEW YORK HARBOR | | 33 | 1 | 3% | 34 |
| SOUTHCOM LABORATORY | | 4 | 30 | 88% | 34 |
| WALGREENS COVID-19 | | 27 | 7 | 21% | 34 |
| PARAMOUNT WALK-IN CLINIC | | 1 | 33 | 97% | 34 |
| ASHTON PLACE | 3 | 27 | 4 | 12% | 34 |
| D W MCMILLAN MEMORIAL HOSPITAL | | 23 | 11 | 32% | 34 |

COVID-19: testing by laboratory

Data through Mar 19, 2021 verified as of Mar 20, 2021 at 09:25 AM

Data in this report are provisional and subject to change.

The numbers in the table below represent the number of Florida and non-Florida residents for whom test results were received by the Department of Health. A person can be tested by more than one laboratory and can have both positive and negative results. **Therefore, the sum of the numbers in each column will be larger than the total number of people tested.**

| Reporting lab | Inconclusive | Negative | Positive | Percent positive | Total |
|--|--------------|----------|----------|------------------|-------|
| RASHDA ALBIBI M.D. P.A. | | 31 | 3 | 9% | 34 |
| MEDCOMP SCIENCES | | | 34 | 100% | 34 |
| REDI-MED WALK IN FAMILY CLINIC | | | 34 | 100% | 34 |
| BAY STREET PHARMACY☐ | | 32 | 2 | 6% | 34 |
| FLORIDA PEDIATRIC GROUP PA | | 28 | 6 | 18% | 34 |
| LONG TERM CARE OF GULF BREEZE LLC | | 30 | 4 | 12% | 34 |
| JACKSON HEALTH SYSTEM | | 2 | 31 | 94% | 33 |
| METRO KNOXVILLE HMA | | 25 | 8 | 24% | 33 |
| FLORIDA DEPARTMENT OF HEALTH IN MONROE COUNTY | | 27 | 6 | 18% | 33 |
| BOND CLINIC | | 3 | 30 | 91% | 33 |
| Consulate Health Care of Orange Park | | 27 | 6 | 18% | 33 |
| PHYSICIAN ASSOCIATES LLC | | 26 | 7 | 21% | 33 |
| WESTWOOD NURSING AND REHABILITATION | | 28 | 5 | 15% | 33 |
| MINUTECLINIC DIAGNOSTIC OF MICHIGAN | | 30 | 3 | 9% | 33 |
| GREENRIDGE GROUP HOME | 3 | 11 | 19 | 58% | 33 |
| FAMILY AND INTERNAL MEDICINE AT AVALON PARK | | 29 | 4 | 12% | 33 |
| ALAN A SMITH MD LLC | | 31 | 2 | 6% | 33 |
| Kensington Gardens | | 33 | | | 33 |
| SOUTHEASTERN OUTPATIENT SURGERY CENTER | | 30 | 3 | 9% | 33 |
| JAMAICA HOSPITAL MEDICAL CENTER | | 29 | 4 | 12% | 33 |
| PORT SAINT JOHN FAMILY PRACTICE | | 21 | 12 | 36% | 33 |
| NIGHT LITE PEDIATRICS URGENT CARE CENTER | | | 33 | 100% | 33 |
| VETERAN AFFAIRS MEDICAL CENTER - JAMES J PETERS | | 30 | 3 | 9% | 33 |
| AHSE ROP | | 32 | 1 | 3% | 33 |
| SANFORD MOBILE LAB PGA TOUR | | 32 | 1 | 3% | 33 |
| AMBRY GENETICS CORPORATION | 23 | 10 | | | 33 |
| NEWPATH DIAGNOSTICS | | 25 | 8 | 24% | 33 |
| PHOSPHORUS DIAGNOSTICS | | 27 | 6 | 18% | 33 |
| WELLMED AT NEW TAMPA | | 23 | 10 | 30% | 33 |
| WALK IN MEDICAL URGENT CARE | | 33 | | | 33 |
| VILLA COURT LLC | | 33 | | | 33 |
| CORAL HOUSE ASSISTED LIVING COMMUNITY LLC | | 33 | | | 33 |
| CENTRAL FLORIDA HEALTH CARE INC WAUCHULA SITE 2 | | 26 | 7 | 21% | 33 |
| UNIVERSITY MEDICAL CTR OF PRINCETON AT | | 30 | 2 | 6% | 32 |
| IPSUM DIAGNOSTICS | | 3 | 29 | 91% | 32 |
| UNION MEDICAL CARE | | 32 | | | 32 |
| TRADITIONAL HOME CARE INC | | 31 | 1 | 3% | 32 |
| COLORADO DEPARTMENT OF HEALTH LABORATORY SERVICES DIVISION | | | 32 | 100% | 32 |
| TRIPLE O MEDICAL SERVICES INC | | 29 | 3 | 9% | 32 |
| LABCORP | | 13 | 19 | 59% | 32 |
| Heartland Health Care Center North Sarasota | | 18 | 14 | 44% | 32 |
| CITRUS CARE CLINIC | | | 32 | 100% | 32 |
| WESTMINSTER ST AUGUSTINE | | 32 | | | 32 |
| BROOKDALE CANOPY OAKS | | | 32 | 100% | 32 |
| MIDDLETOWN MEDICAL P C | | 23 | 9 | 28% | 32 |
| VETERANS HOME | | | 32 | 100% | 32 |
| PREMIUM HEALTH SERVICES OF TAMPA BAY LLC | | 17 | 15 | 47% | 32 |

COVID-19: testing by laboratory

Data through Mar 19, 2021 verified as of Mar 20, 2021 at 09:25 AM

Data in this report are provisional and subject to change.

The numbers in the table below represent the number of Florida and non-Florida residents for whom test results were received by the Department of Health. A person can be tested by more than one laboratory and can have both positive and negative results. **Therefore, the sum of the numbers in each column will be larger than the total number of people tested.**

| Reporting lab | Inconclusive | Negative | Positive | Percent positive | Total |
|---|--------------|----------|----------|------------------|-------|
| DCH REGIONAL MEDICAL CENTER LABORATORY | | 31 | 1 | 3% | 32 |
| MINUTE CLINIC LLC #2216 | | 30 | 2 | 6% | 32 |
| AMMON ANALYTICAL LABORATORIES | | 28 | 4 | 13% | 32 |
| ALABAMA CLINICS | | 16 | 16 | 50% | 32 |
| LAKE SHERIFF | | 31 | 1 | 3% | 32 |
| LAKE COUNTY SCHOOLS EMPLOYEE HEALTH CENTER | | 21 | 11 | 34% | 32 |
| FLORIDA PRESBYTERIAN HOMES INC | | 31 | 1 | 3% | 32 |
| STATEN ISLAND UNIVERSITY HOSPITAL-POUCH | | 31 | 1 | 3% | 32 |
| NORTH FLORIDA PHARMACY | | 30 | 2 | 6% | 32 |
| OPIS COQUINA CENTER | | 32 | | | 32 |
| SIDDH INC DBA SAN CARLOS PHARMACY | | 30 | 2 | 6% | 32 |
| WARDE MEDICAL LABORATORY | | 24 | 8 | 25% | 32 |
| PASSPORT HEALTH ORLANDO | | 32 | | | 32 |
| REGENCY PARK ASSISTED LIVING FACILITY | | 29 | 2 | 6% | 31 |
| EVERLYWELL | | 18 | 13 | 42% | 31 |
| COLLIER ANESTHESIA PAIN LLC | | 31 | | | 31 |
| PREMIER URGENT CARE CENTER LLC | | | 31 | 100% | 31 |
| DISCOVERY COMMONS AT BRADENTON | | 31 | | | 31 |
| TANVIR H SHAGAR NP | | 26 | 5 | 16% | 31 |
| JUPITER MEDICAL CENTER PHYSICIANS GROUP, INC | | 28 | 3 | 10% | 31 |
| HEALTH FIRST - VIERA HOSPITAL | | 1 | 30 | 97% | 31 |
| ADVANCED URGENT CARE | | 12 | 19 | 61% | 31 |
| ENT AND ALLERGY ASSOCIATES OF FLORIDA LLC | | 30 | 1 | 3% | 31 |
| HOLLISMED LLC | | 29 | 2 | 6% | 31 |
| MICHAEL J D'AMBROSE MD PA | | 29 | 2 | 6% | 31 |
| UNIPATH | | 24 | 7 | 23% | 31 |
| COMMUNITY MEDICAL CARE CENTER INC | | | 31 | 100% | 31 |
| LONG BEACH URGENT CARE | | 31 | | | 31 |
| GRAND VILLA OF NEW PORT RICHEY | | 24 | 7 | 23% | 31 |
| ADVENTHEALTH MEDICAL GROUP FAMILY MEDICINE AT RDV | | 31 | | | 31 |
| NAPHCARE, INC. | | 21 | 10 | 32% | 31 |
| ATLAN | | 26 | 5 | 16% | 31 |
| FORT CAROLINE GARDENS, INC | | 29 | 2 | 6% | 31 |
| EASYCARE WALK-IN CLINIC | 1 | 11 | 19 | 61% | 31 |
| LabCorp L#09258130 M#09258125 | | 12 | 19 | 61% | 31 |
| SOMA MEDICAL CENTER PA #3 | | | 31 | 100% | 31 |
| FLAGLER HOSPITAL INC | 2 | | 29 | 94% | 31 |
| AMERICAN ESOTERIC LABORATORIES | | 15 | 16 | 52% | 31 |
| UR CARE FAMILY AND SPORTS MEDICINE | | | 31 | 100% | 31 |
| COUNTY OF LOS ANGELES | | | 30 | 100% | 30 |
| Okeechobee Health Care Facility | | 16 | 14 | 47% | 30 |
| AMEERAH LABS | | | 30 | 100% | 30 |
| THE TERRACE AT IVY ACRES ALF | | 11 | 19 | 63% | 30 |
| WEINBERG VILLAGE | | 29 | 1 | 3% | 30 |
| WINDSOR WOODS REHAB & HEALTHCARE CTR | | 29 | 1 | 3% | 30 |
| MINUTECLINIC DIAGNOSTIC OF LOUISIANA | | 29 | 1 | 3% | 30 |
| ARCPPOINT LABS OF WEST PALM BEACH | | | 30 | 100% | 30 |

COVID-19: testing by laboratory

Data through Mar 19, 2021 verified as of Mar 20, 2021 at 09:25 AM

Data in this report are provisional and subject to change.

The numbers in the table below represent the number of Florida and non-Florida residents for whom test results were received by the Department of Health. A person can be tested by more than one laboratory and can have both positive and negative results. **Therefore, the sum of the numbers in each column will be larger than the total number of people tested.**

| Reporting lab | Inconclusive | Negative | Positive | Percent positive | Total |
|---|--------------|----------|----------|------------------|-------|
| ROCKLAND URGENT CARE FAMILY HEALTH NP | | 29 | 1 | 3% | 30 |
| CHIPOLA MEDICAL ASSOCIATES | | 10 | 20 | 67% | 30 |
| Wiregrass Rehabilitation Center and Nursing Home | | 28 | 2 | 7% | 30 |
| BOCA BIOLISTIC REFERENCE LAB | | | 30 | 100% | 30 |
| MEDICAL PAVILION CLINIC | | 19 | 11 | 37% | 30 |
| HERITAGE WATERSIDE | | 27 | 3 | 10% | 30 |
| RIVERHEAD URGENT CARE | | 29 | 1 | 3% | 30 |
| EP MEDICAL EQUIPMENT PHARMACY | | 27 | 3 | 10% | 30 |
| LAKE MARY - STIRLING CENTER SUITE 202 | | | 30 | 100% | 30 |
| ADVENTHEALTH MEDICAL GROUP FAMILY & INTERNAL | | 11 | 19 | 63% | 30 |
| PERDIDO URGENT CARE | | 1 | 29 | 97% | 30 |
| CARILLON SPORTS AND FAMILY MEDICINE | | 23 | 7 | 23% | 30 |
| ADVENT HEALTH PRIMARY CARE PLUS, WINTER GARDEN | | 26 | 4 | 13% | 30 |
| OAK HARBOR ASSISTED LIVING FACILITY | | 27 | 3 | 10% | 30 |
| CLINCLOUD, LLC | | | 30 | 100% | 30 |
| FORT VALLEY STATE UNIVERSITY | | 29 | 1 | 3% | 30 |
| AMELIA ASSISTED LIVING FACILITY | | 30 | | | 30 |
| OAKMONTE VILLAGE | | 29 | 1 | 3% | 30 |
| MAGNOLIA DIAGNOSTICS, LLC | | 3 | 27 | 90% | 30 |
| SUNTREE INTERNAL MEDICINE | | 29 | | | 29 |
| A AND R RESEARCH GROUP LLC | | 25 | 4 | 14% | 29 |
| P4CLINICAL | 3 | 2 | 24 | 83% | 29 |
| CENTER ONE SURGERY CENTER | | 24 | 5 | 17% | 29 |
| REHAB AND HEALTHCARE CENTER OF CAPE CORAL | | 29 | | | 29 |
| FAST PACE MEDICAL CLINIC | | 26 | 3 | 10% | 29 |
| FAMILY CARE PARTNERS URGENT CARE LLC | | 23 | 6 | 21% | 29 |
| MINUTE CLINIC, LLC DBA MINUTECLINIC #4505 | | 27 | 2 | 7% | 29 |
| NURSES HELPING HANDS INC ALF | | 29 | | | 29 |
| ISLAMORADA VILLAGE OF ISLANDS FIRE RESCUE | | 27 | 2 | 7% | 29 |
| RENAISSANCE SENIOR LIVING | 1 | 28 | | | 29 |
| NEMOURS CHILDRENS CLINIC | | 22 | 7 | 24% | 29 |
| MIGUEL E TREVINO MD PA | | 25 | 4 | 14% | 29 |
| STEWART MELBOURNE HOSPITAL | | | 29 | 100% | 29 |
| FLORIDA ENDOSCOPY & SURGERY CTR LLC | | 29 | | | 29 |
| ROBERT H JENKINS JR VETERANS' DOMICILIARY HOME OF | | 26 | 3 | 10% | 29 |
| DUVAL COUNTY HEALTH DEPARTMENT | | 29 | | | 29 |
| DAVID LAWRENCE CENTER | | 25 | 4 | 14% | 29 |
| PANCARE HEALTH - BONIFAY K-8 | | | 29 | 100% | 29 |
| CAPE CORAL HOSPITAL ABG LABORATORY | | 16 | 13 | 45% | 29 |
| PALMS, THE | | 29 | | | 29 |
| MINUTE CLINIC DIAGNOSTIC OF SC, LLC #75 | | 28 | 1 | 3% | 29 |
| COMPREHENSIVE CHILDCARE | | 23 | 6 | 21% | 29 |
| PALM GARDEN OF JACKSONVILLE | | 27 | 2 | 7% | 29 |
| LEE COMMUNITY HEALTHCARE - LEHIGH | | 26 | 3 | 10% | 29 |
| PRO HEALTH HARMONY | | 29 | | | 29 |
| SANDALWOOD NURSING CENTER | | 29 | | | 29 |
| STUART REHABILITATION AND HEALTHCARE | | 14 | 15 | 52% | 29 |

COVID-19: testing by laboratory

Data through Mar 19, 2021 verified as of Mar 20, 2021 at 09:25 AM

Data in this report are provisional and subject to change.

The numbers in the table below represent the number of Florida and non-Florida residents for whom test results were received by the Department of Health. A person can be tested by more than one laboratory and can have both positive and negative results. **Therefore, the sum of the numbers in each column will be larger than the total number of people tested.**

| Reporting lab | Inconclusive | Negative | Positive | Percent positive | Total |
|---|--------------|----------|----------|------------------|-------|
| CDC | | 17 | 12 | 41% | 29 |
| UNIV OF ROCHESTER-STRONG MEMORIAL HOSP | | 28 | 1 | 3% | 29 |
| BAPTIST PRIMARY BLACK CREEK SOUTH | | | 29 | 100% | 29 |
| GRAND VILLA OF ALTAMONTE SPRINGS | | 22 | 7 | 24% | 29 |
| Cleveland Clinic Laboratories | | 4 | 24 | 86% | 28 |
| FAMILY CARE PARTNERS | | 18 | 10 | 36% | 28 |
| LABORATORY ALLIANCE OF CENTRAL NEW YORK | | 27 | 1 | 4% | 28 |
| ORANGE PEDIATRICS | | | 28 | 100% | 28 |
| MARION PEDIATRICS PA | | 21 | 7 | 25% | 28 |
| BITTINGS APOTHECARY INC | | 24 | 4 | 14% | 28 |
| ACTIVE SENIOR LIVING | | 26 | 2 | 7% | 28 |
| UNIVERSITY BEHAVIORAL CENTER | | 28 | | | 28 |
| GROWING TOGETHER PEDIATRICS, LLC | | 24 | 4 | 14% | 28 |
| LAKELAND NURSING AND REHABILITATION CENTER | | | 28 | 100% | 28 |
| ST PETER'S BENDER LABORATORY | | 27 | 1 | 4% | 28 |
| KEY PRIMARY CARE | | | 28 | 100% | 28 |
| PORT ST LUCIE HOSPITAL | | 25 | 3 | 11% | 28 |
| PULSE & REMEDY LLC | | 13 | 15 | 54% | 28 |
| ORLANDO CLINICAL RESEARCH CENTER | | 26 | 2 | 7% | 28 |
| MINUTECLINIC DIAGNOSTIC OF RHODE ISLAND, LLC #212 | | 28 | | | 28 |
| SYNIVERSE WELLNESS CENTER | | 24 | 4 | 14% | 28 |
| UCLA HEALTHCARE CLINICAL LABS | | 23 | 5 | 18% | 28 |
| ACCESS 365 URGENT CARE | | 8 | 20 | 71% | 28 |
| LAKE PLACID HEALTH AND REHABILITATION | | 1 | 27 | 96% | 28 |
| ASTORIA HEALTH AND REHABILITATION CENTER | | 27 | 1 | 4% | 28 |
| CIGNA PBSO WEST PALM | | | 28 | 100% | 28 |
| URGENT CARE CENTER | | | 28 | 100% | 28 |
| CHILDREN'S MEDICAL CENTER | | | 28 | 100% | 28 |
| DOCTOR TODAY TLC LLC | | | 28 | 100% | 28 |
| EDEN AT CRESTVIEW | | 12 | 16 | 57% | 28 |
| NORTH PINELLAS CHILDRENS MEDICAL CENTER | | | 28 | 100% | 28 |
| PINELLAS INTERNAL MEDICINE ASSOCIATES | 1 | 26 | 1 | 4% | 28 |
| BROOKDALE PHILLIPPI CREEK | | | 28 | 100% | 28 |
| THORNBURG PEDIATRICS | | 26 | 2 | 7% | 28 |
| NATIONAL MENTOR HEALTHCARE LLC | | | 28 | 100% | 28 |
| CERON PEDIATRICS & INTEGRATIVE MEDICIN | | 28 | | | 28 |
| Signature Healthcare of Ormond | | 28 | | | 28 |
| INTERIM HEALTHCARE OF NORTHWEST FLORIDA INC | | 26 | 2 | 7% | 28 |
| SUNSHINE PEDIATRICS OF CENTRAL FLORIDA PL | | 25 | 2 | 7% | 27 |
| MINUTE CLINIC DIAGNOSTIC OF VIRGINIA, LLC | | 27 | | | 27 |
| WEISS PEDIATRIC CARE LLC | | 16 | 11 | 41% | 27 |
| RESIDENCE AT BAY VUE | | 26 | 1 | 4% | 27 |
| MINUTECLINIC DIAGNOSTIC MEDICAL GROUP | | 25 | 2 | 7% | 27 |
| GULFSIDE HOSPICE INC | | 24 | 3 | 11% | 27 |
| THE COMMONWEALTH OF MASSACHUSETTS | | 1 | 26 | 96% | 27 |
| TGH URGENT CARE - RIVERVIEW | | | 27 | 100% | 27 |
| ATRIA LADY LAKE | | 27 | | | 27 |

COVID-19: testing by laboratory

Data through Mar 19, 2021 verified as of Mar 20, 2021 at 09:25 AM

Data in this report are provisional and subject to change.

The numbers in the table below represent the number of Florida and non-Florida residents for whom test results were received by the Department of Health. A person can be tested by more than one laboratory and can have both positive and negative results. **Therefore, the sum of the numbers in each column will be larger than the total number of people tested.**

| Reporting lab | Inconclusive | Negative | Positive | Percent positive | Total |
|--|--------------|----------|----------|------------------|-------|
| LEXINGTON PLACE SENIOR LIVING COMMUNITY | | 27 | | | 27 |
| UNIVERSITY OF ILLINOIS VETERINARY DIAG | 1 | 25 | 1 | 4% | 27 |
| SPANISH RIVER HIGH SCHOOL ESE | | 23 | 4 | 15% | 27 |
| JOSEPH SCHENKER MD PC DBA CENTERS URGENT | | 24 | 3 | 11% | 27 |
| WIREGRASS CLINIC LLC | | 22 | 5 | 19% | 27 |
| JOSEF SCHENKER MD PC DBA CENTERS URGENT | | 25 | 2 | 7% | 27 |
| THE PALMS PHARMACY, INC | | 24 | 3 | 11% | 27 |
| EXPRESS CARE OF BELLEVIEW | | 27 | | | 27 |
| CHILDRENS MEDICAL CENTER | | | 27 | 100% | 27 |
| KIVA AT CANTERBURY, LLC | | 27 | | | 27 |
| PINELLAS 1 HOME HEALTH CARE CORP | | 27 | | | 27 |
| VICK STREET MANOR | | 27 | | | 27 |
| SUNCOAST LABS | | | 27 | 100% | 27 |
| HUNTINGTON STATION URGENT CARE | | 26 | 1 | 4% | 27 |
| FIRST CHOICE PEDIATRICS LOOP | | 25 | 2 | 7% | 27 |
| HEALTHPARK MEDICAL CENTER ABG LAB | | 26 | 1 | 4% | 27 |
| BROWARD HEALTH IMPERIAL POINT NURSING | | | 27 | 100% | 27 |
| UNION CHD | | 24 | 3 | 11% | 27 |
| BROOKDALE SOUTHPOINT | | | 27 | 100% | 27 |
| BROOKDALE UNIVERSITY HOSPITAL | | 25 | 2 | 7% | 27 |
| LOOP PEDIATRICS | | 22 | 5 | 19% | 27 |
| MONCRIEF ARMY HEALTH CLINIC | | | 26 | 100% | 26 |
| DAVENPORT PEDIATRICS CLERMONT PA | | 24 | 2 | 8% | 26 |
| VASSAR BROTHERS MEDICAL CENTER LABORATORY | | 25 | 1 | 4% | 26 |
| COLORADO DEPARTMENT OF PUBLIC HEALTH AND ENVIRONMENT | | | 26 | 100% | 26 |
| ADVENT HEALTH PARTIN SETTLEMENT HEALTH PARK | | 18 | 8 | 31% | 26 |
| BOCA SIMON LAB | | 1 | 25 | 96% | 26 |
| GRAND LIVING AT LAKEWOOD RANCH | | 25 | 1 | 4% | 26 |
| MONTEFIORE NEW ROCHELLE HOSPITAL | | 24 | 2 | 8% | 26 |
| GASTROENTEROLOGY ASSOCIATES OF PENSACOLA PA | | 23 | 3 | 12% | 26 |
| CITY OF OCALA EMPLOYEE HEALTH AND WELLNESS CENTER | | 21 | 5 | 19% | 26 |
| Clearwater Center | | 12 | 14 | 54% | 26 |
| EPIC REFERENCE LABS INC | | | 26 | 100% | 26 |
| GOOD SAMARITAN HOSPITAL LABORATORY | | 23 | 3 | 12% | 26 |
| THE MINIER URGENT CARE | | 20 | 6 | 23% | 26 |
| EAST HILL MEDICAL GROUP | | 17 | 9 | 35% | 26 |
| CARE HERE | | 3 | 23 | 88% | 26 |
| EXPRESS FAMILY CARE LLC | | 11 | 15 | 58% | 26 |
| RAINBOW PEDIATRICS | | 1 | 25 | 96% | 26 |
| PULMONARY SPECIALISTS OF THE PALM BEACHES | | 16 | 10 | 38% | 26 |
| MINUTE CLINIC DIAGNOSTIC OF VIRGINIA | | 21 | 5 | 19% | 26 |
| STEINHATCHEE DRUGS | | 20 | 6 | 23% | 26 |
| LAKES DIALYSIS CENTER INC | | | 26 | 100% | 26 |
| STATCARE URGENT & WALK IN MEDICAL CARE | | 23 | 3 | 12% | 26 |
| ABL MEDICAL CARE LLC | | | 26 | 100% | 26 |
| SANITAS | | 4 | 22 | 85% | 26 |
| TREEHOUSE PEDIATRICS & FAMILY CARE | | 26 | | | 26 |

COVID-19: testing by laboratory

Data through Mar 19, 2021 verified as of Mar 20, 2021 at 09:25 AM

Data in this report are provisional and subject to change.

The numbers in the table below represent the number of Florida and non-Florida residents for whom test results were received by the Department of Health. A person can be tested by more than one laboratory and can have both positive and negative results. **Therefore, the sum of the numbers in each column will be larger than the total number of people tested.**

| Reporting lab | Inconclusive | Negative | Positive | Percent positive | Total |
|---|--------------|----------|----------|------------------|-------|
| DARDEN WELLNESS CENTER | | 23 | 3 | 12% | 26 |
| WEST BROWARD CARE CENTER | | 24 | 2 | 8% | 26 |
| CAMP BOGGY CREEK | | 26 | | | 26 |
| LOT HEALTH SERVICES☐ | 1 | 25 | | | 26 |
| CARDIOLOGY AND MEDICINE ASSOCIATES INC | | 26 | | | 26 |
| Rehabilitation Center of the Palm Beaches | | 26 | | | 26 |
| PALM BEACH COUNTY FIRE RESCUE | | 24 | 2 | 8% | 26 |
| HOLIDAY MEDICAL ASSOCIATES | | 1 | 25 | 96% | 26 |
| OAKTREE HEALTHCARE | | | 26 | 100% | 26 |
| MARTHA'S HOUSE & ASSISTED LIVING FACILITY | | 26 | | | 26 |
| URGENT FAMILY CARE INC | | 23 | 3 | 12% | 26 |
| WAKULLA COUNTY HEALTH DEPARTMENT | | 12 | 14 | 54% | 26 |
| JOSEF SCHENKER MD PC | | 25 | | | 25 |
| WESTPAC LABS | | 1 | 24 | 96% | 25 |
| COASTAL LABORATORIES OF FLORIDA | | 22 | 3 | 12% | 25 |
| MAYO CLINIC JACKSONVILLE | | 1 | 24 | 96% | 25 |
| ST. CLOUD HOSPITAL | | 20 | 5 | 20% | 25 |
| COASTAL COMPLETE CARE | | 11 | 14 | 56% | 25 |
| ADVENT HEALTH - LAKE MARY PEDIATRICS | | 16 | 9 | 36% | 25 |
| MADWAR | | 19 | 6 | 24% | 25 |
| MARYLAND DEPARTMENT OF HEALTH | | | 25 | 100% | 25 |
| ORTHOPAEDIC SURGERY CENTER | | 25 | | | 25 |
| COOPER HEALTHCARE | | 22 | 3 | 12% | 25 |
| DELRAY BEACH FACIAL PLASTIC SURGERY | | 25 | | | 25 |
| WOMENS CARE FLORIDA LABORATORY | | 25 | | | 25 |
| RJ LEE GROUP | 1 | 23 | 1 | 4% | 25 |
| FEDERAL PRISON CAMP PENSACOLA | | | 25 | 100% | 25 |
| TALLAHASSEE DEVELOPMENTAL CENTER☐ | | 24 | 1 | 4% | 25 |
| GREENSBORO PATHOLOGY LLC | | 23 | 2 | 8% | 25 |
| MD BEAUTY LABS, PA | | 23 | 2 | 8% | 25 |
| GREEN GABLES ASSISTED LIVING FACILITY | | 25 | | | 25 |
| CANTON-POTSDAM HOSPITAL LABORATORY | | 24 | 1 | 4% | 25 |
| SOUTH FLORIDA DIALYSIS CENTER | | 8 | 17 | 68% | 25 |
| IMMEDIATE CARE PA | | 21 | 4 | 16% | 25 |
| MINUTECLINIC DIAGNOSTIC OF TEXAS | | 22 | 3 | 12% | 25 |
| Summit Medical Group Westfield Lab | | 22 | 3 | 12% | 25 |
| PARK WEST MEDICAL CENTER | | 24 | 1 | 4% | 25 |
| ARCPPOINT LABS OF FORT LAUDERDALE | | 25 | | | 25 |
| ASSISTED LIVING OF BROWARD | | 25 | | | 25 |
| MINIMALLY INVASIVE VASCULAR INC | | 23 | 2 | 8% | 25 |
| BUREAU OF PUBLIC HEALTH | 1 | 5 | 19 | 76% | 25 |
| BAYCARE HEALTH SYSTEMS, LLC | | | 25 | 100% | 25 |
| THE WATERMARK AT VISTAWILLA | | 25 | | | 25 |
| Casa Mora Rehabilitation & Extended Care | | 25 | | | 25 |
| COASTAL SKIN SURGERY AND DERMATOLOGY | | 18 | 7 | 28% | 25 |
| MINUTECLINIC, LLC #4230 | | 21 | 4 | 16% | 25 |
| PHYSICIANS STAT | | 3 | 21 | 88% | 24 |

COVID-19: testing by laboratory

Data through Mar 19, 2021 verified as of Mar 20, 2021 at 09:25 AM

Data in this report are provisional and subject to change.

The numbers in the table below represent the number of Florida and non-Florida residents for whom test results were received by the Department of Health. A person can be tested by more than one laboratory and can have both positive and negative results. **Therefore, the sum of the numbers in each column will be larger than the total number of people tested.**

| Reporting lab | Inconclusive | Negative | Positive | Percent positive | Total |
|---|--------------|----------|----------|------------------|-------|
| LEE MEMORIAL HEALTH SYSTEM D/B/A LEE COMMUNITY | | 22 | 2 | 8% | 24 |
| PBSO WEST PALM FAMILY PRACTICE | | 1 | 23 | 96% | 24 |
| HENNEPIN COUNTY MEDICAL CENTER (HCMC) | | 13 | 11 | 46% | 24 |
| Jacaranda Manor | | 23 | 1 | 4% | 24 |
| LABORATORY DYNAMICS | | 20 | 4 | 17% | 24 |
| HALIFAX HEALTH URGENT CARE | | 4 | 20 | 83% | 24 |
| ADVENT HEALTH EXPRESS | | 9 | 15 | 63% | 24 |
| MID FLORIDA PATHOLOGY LLC | | 23 | 1 | 4% | 24 |
| CARE CENTERS OF NASSAU LLC MINER ROAD NORTH | | 24 | | | 24 |
| WELLMED AT PLANT CITY | | 11 | 13 | 54% | 24 |
| STATE LAB | | 2 | 22 | 92% | 24 |
| MINUTECLINIC, LLC #08366 | | 19 | 5 | 21% | 24 |
| PALMS MEDICAL GROUP - LAKE CITY WEST | | 3 | 21 | 88% | 24 |
| HUNT CLUB PEDIATRIC ASSOCIATES LLC | | 20 | 4 | 17% | 24 |
| PHYSICIANS PRIMARY CARE OF SW FLORIDA PL | | 24 | | | 24 |
| TARPON BAYOU CENTER | | | 24 | 100% | 24 |
| SENIOR HEALTH OF WINTER PARK DUNDEE | | 24 | | | 24 |
| CRESTVIEW IMMEDIATE CARE LL | | 1 | 23 | 96% | 24 |
| THE CHAPPEL GROUP RESEARCH | | 24 | | | 24 |
| BROOKWOOD BAPTIST MEDICAL CENTER | | 23 | 1 | 4% | 24 |
| CENTERPLACE HEALTH | | 3 | 21 | 88% | 24 |
| AVENTIS BIO-SERVICES CTL | | 24 | | | 24 |
| PACIFICA SENIOR LIVING FORT MYERS | | 15 | 9 | 38% | 24 |
| MED PLUS FLORENCE | | 20 | 4 | 17% | 24 |
| SPRINGWOOD COURT | | 19 | 5 | 21% | 24 |
| PRIME CARE ONE LLC/HARBORCHASE OF VENICE | | | 24 | 100% | 24 |
| Grand Villa of Clearwater | | 22 | 2 | 8% | 24 |
| AIR, LAND & SEA PHYSICALS & CONSULTATIONS, LLC | | 23 | 1 | 4% | 24 |
| VIRTUA | | 20 | 4 | 17% | 24 |
| HIGHLANDS COUNTY FIRE RESCUE | | 24 | | | 24 |
| CSH LAKE ORIENTA LP | | 24 | | | 24 |
| RAINBOW PEDIATRIC CENTER | | 2 | 22 | 92% | 24 |
| MADISON COUNTY MEMORIAL HOSP | | 12 | 12 | 50% | 24 |
| CARENOW - DOWNTOWN NORTH GULCH | | 23 | 1 | 4% | 24 |
| SHORE MEMORIAL HOSPITAL | | 21 | 3 | 13% | 24 |
| EC OPCO TIMBERLIN PARC LLC | | 24 | | | 24 |
| HERITAGE OAKS ASSISTED LIVING & MEMORY CARE | | 20 | 4 | 17% | 24 |
| PALMETTO PEDIATRICS | | | 24 | 100% | 24 |
| GRAND VILLA OF ST. PETERSBURG | | 22 | 2 | 8% | 24 |
| VILLAGES REHABILITATION AND NURSING CENTER | | 24 | | | 24 |
| SENIOR LIVING IV SUN CITY LLC | | 17 | 7 | 29% | 24 |
| COMMUNITY HEALTH OF SOUTH FLORIDA | | | 24 | 100% | 24 |
| HEALTH MED CENTERS | | 24 | | | 24 |
| ADVENT HEALTH MEDICAL GROUP- FAMILY MEDICINE AT DR. PHILIPS | | 19 | 5 | 21% | 24 |
| ATRIA AT ST JOSEPHS | | 24 | | | 24 |
| MAGNOLIA PEDIATRICS | | 4 | 20 | 83% | 24 |
| SUNQUEST | | 3 | 21 | 88% | 24 |

COVID-19: testing by laboratory

Data through Mar 19, 2021 verified as of Mar 20, 2021 at 09:25 AM

Data in this report are provisional and subject to change.

The numbers in the table below represent the number of Florida and non-Florida residents for whom test results were received by the Department of Health. A person can be tested by more than one laboratory and can have both positive and negative results. **Therefore, the sum of the numbers in each column will be larger than the total number of people tested.**

| Reporting lab | Inconclusive | Negative | Positive | Percent positive | Total |
|--|--------------|----------|----------|------------------|-------|
| THE LODGE AND REHABILITATION CENTER | | 9 | 15 | 63% | 24 |
| MINUTECLINIC DIAGNOSTIC OF PENNSYLVANI | | 23 | 1 | 4% | 24 |
| COURTYARDS OF ORLANDO | | 24 | | | 24 |
| ENGLEWOOD HOSPITAL AND MEDICAL CENTER | | 19 | 5 | 21% | 24 |
| LPG PRIMARY CARE AT PINE ISLAND | | 22 | 2 | 8% | 24 |
| SUMMIT MEDICAL GROUP - 75 E NORTHFIELD | | 22 | 2 | 8% | 24 |
| ROWLETT MIDDLE ACADEMY | | 22 | 2 | 8% | 24 |
| ALAN SERURE MD | | 24 | | | 24 |
| WELLOW URGENT CARE | | 23 | 1 | 4% | 24 |
| URGENT CARE USA | | | 24 | 100% | 24 |
| WESTMINSTER WOODS ON JULINGTON CREEK | | 22 | 2 | 8% | 24 |
| LABORATORY MEDICINE CONSULTANTS-LMC PA | | 22 | 2 | 8% | 24 |
| NEW JERSEY | | 22 | 1 | 4% | 23 |
| WILLAMETTE VALLEY TOXICOLOGY LLC | | 21 | 2 | 9% | 23 |
| SANFORD PEDIATRIC ASSOCIATES, PA | | 21 | 2 | 9% | 23 |
| NOVANT HEALTH | | 17 | 6 | 26% | 23 |
| LEE MEMORIAL HEALTH SYSTEM | | 20 | 3 | 13% | 23 |
| NEWYORK-PRESBYTERIAN/ LAWRENCE HOSPITAL LABORATORY | | 21 | 2 | 9% | 23 |
| TIFFANY LAKE CARE CENTERS INC | | 23 | | | 23 |
| TOTAL ACCESS URGENT CARE | | | 23 | 100% | 23 |
| CLEARWATER EMPLOYEE HEALTH CLINIC | | 7 | 16 | 70% | 23 |
| EGL GENETIC DIAGNOSTICS | | 1 | 22 | 96% | 23 |
| EMORY BENNETT VETERANS NURSING HOME | 1 | 22 | | | 23 |
| ROSLYN URGENT CARE | | 23 | | | 23 |
| WUESTHOFF MEDICAL CENTER-MELBOURNE | | | 23 | 100% | 23 |
| CARLOS F FUSTER MD PA | | 21 | 2 | 9% | 23 |
| SARASOTA MEMORIAL NURSING & REHABILITATION CTR | | 23 | | | 23 |
| ADVENTHEALTH MEDICAL GROUP PULMONOLOGY | | 20 | 3 | 13% | 23 |
| LAKEVIEW HEALTH CARE SYSTEMS | | 9 | 14 | 61% | 23 |
| FINLAY C. LABORATORY | | 3 | 20 | 87% | 23 |
| ISLAND COAST PEDIATRICS PA | | 22 | 1 | 4% | 23 |
| MEDEXPRESS URGENT CARE - BLOOMINGTON | | 20 | 3 | 13% | 23 |
| OMEGA LABORATORIES | | 19 | 4 | 17% | 23 |
| NOBLE SENIOR LIVING | | 3 | 20 | 87% | 23 |
| LEE PHYSICIAN GROUP | | 20 | 3 | 13% | 23 |
| GRAND VILLA OF DEL RAY WEST | | 20 | 3 | 13% | 23 |
| CORE LABORATORY | | 1 | 22 | 96% | 23 |
| UNIV OF NORTH ALABAMA HEALTH CENTER | | 22 | 1 | 4% | 23 |
| GENETIC TECHNOLOGICAL INNOVATIONS, LLC | | 11 | 12 | 52% | 23 |
| WOODHOUSE INC | | 17 | 6 | 26% | 23 |
| MINUTE CLINIC DIAGNOSTIC OF NEW JERSEY | | 22 | 1 | 4% | 23 |
| UF HEALTH NORTH JACKSONVILLE | | | 23 | 100% | 23 |
| PM PEDIATRICS | | 22 | 1 | 4% | 23 |
| UNIVERSITY HILLS HEALTH AND REHABILITATION CENTER | | 18 | 5 | 22% | 23 |
| FAMILY AND AFTER HOURS CARE | | 22 | | | 22 |
| Wesley Place on Honeysuckle | | 20 | 2 | 9% | 22 |
| ELAN SPANISH SPRINGS | | 4 | 18 | 82% | 22 |

COVID-19: testing by laboratory

Data through Mar 19, 2021 verified as of Mar 20, 2021 at 09:25 AM

Data in this report are provisional and subject to change.

The numbers in the table below represent the number of Florida and non-Florida residents for whom test results were received by the Department of Health. A person can be tested by more than one laboratory and can have both positive and negative results. **Therefore, the sum of the numbers in each column will be larger than the total number of people tested.**

| Reporting lab | Inconclusive | Negative | Positive | Percent positive | Total |
|--|--------------|----------|----------|------------------|-------|
| STEWARD MEDICAL GROUP INC | | | 22 | 100% | 22 |
| ORLANDO FAMILY MEDICINE | | 8 | 14 | 64% | 22 |
| BAYLOR GENETICS | | 10 | 12 | 55% | 22 |
| COMMUNITY HEALTH CENTERS OF PINELLAS, INC | | | 22 | 100% | 22 |
| NAPHCARE INC | | 17 | 5 | 23% | 22 |
| SOLE HEALTH LLC | | 22 | | | 22 |
| Grand Villa of Deerfield Beach | | 20 | 2 | 9% | 22 |
| TEN HEALTHCARE | | 6 | 16 | 73% | 22 |
| DALE MEDICAL CENTER | | 17 | 5 | 23% | 22 |
| MORNINGSIDE MANOR & VILLA ADULT CARE C | | 22 | | | 22 |
| PHYSICIANS CARE | | 19 | 3 | 14% | 22 |
| South Heritage Health and Rehab | | 22 | | | 22 |
| NORTHWEST FLORIDA COMMUNITY HOSPITAL 3RD FLOOR | | 20 | 2 | 9% | 22 |
| CARESPOT | | 2 | 20 | 91% | 22 |
| TOTTENVILLE CIRCLE URGENT CARE | | 22 | | | 22 |
| JUST FOR KIDS PEDIATRICS | | 5 | 17 | 77% | 22 |
| DIACARTA INC. | | 22 | | | 22 |
| FLORIDA MEDICAL CLINIC - MULTI SPECIALTY CAMPUS | | 7 | 15 | 68% | 22 |
| PULSE MEDICAL GROUP INC | | | 22 | 100% | 22 |
| ADVANCED URGENT CARE CENTER | | 7 | 15 | 68% | 22 |
| GLEN COVE HOSPITAL | | 22 | | | 22 |
| APOLLO SURGERY CENTER | | 20 | 2 | 9% | 22 |
| ST VINCENT'S EAST | | 20 | 2 | 9% | 22 |
| SEAGRASS VILLAGE | | | 22 | 100% | 22 |
| FORT PIERCE FAMILY CARE INC | | 16 | 6 | 27% | 22 |
| MINUTECLINIC DIAGNOSTIC OF TN, PC 374 | | 18 | 4 | 18% | 22 |
| HARBOUR ISLAND PEDIATRICS | | 13 | 9 | 41% | 22 |
| CHARLOTTE CHD PORT CHARLOTTE | | 18 | 4 | 18% | 22 |
| KELLY'S ASSISTED LIVING FACILITY | | 22 | | | 22 |
| MULBERRY CARE CENTER | | 16 | 6 | 27% | 22 |
| MOBILE DIVISION LABORATORY | | 7 | 15 | 68% | 22 |
| GRAND VILLA OF ENGLEWOOD | | 17 | 5 | 23% | 22 |
| OLIVE BRANCH HEALTH AND REHABILITATION CENTER | | | 22 | 100% | 22 |
| ROCKLEDEGE REGIONAL MEDICAL CENTER | | 17 | 5 | 23% | 22 |
| JUPITER MEDICAL CENTER | | | 22 | 100% | 22 |
| ERIC C MARSHAL MD, PC DBA MINUTECLINIC | | 21 | 1 | 5% | 22 |
| SUMMERGATE PHARMACY | | 20 | 2 | 9% | 22 |
| FORT SANDERS REGIONAL LABORATORY | | 22 | | | 22 |
| EBEIDS MD PEDIATRICS | | 19 | 3 | 14% | 22 |
| GRAND VILLA OF PINELLAS PARK | | 20 | 2 | 9% | 22 |
| MARATHON HEALTH FOR LIFE | | 19 | 3 | 14% | 22 |
| FLORIDA PEDIATRICS | | 6 | 16 | 73% | 22 |
| FLORENCE J HUNT STUDENT WELLNESS CENTER - HEALTH SERVICES (ABBOTT) | | 22 | | | 22 |
| GILCHRIST COUNTY JAIL | | 20 | 2 | 9% | 22 |
| HUNT CLUB MEDICAL | | 15 | 7 | 32% | 22 |
| FLORIDA HOSPITAL LABS | | 12 | 10 | 45% | 22 |
| ARDEN COURTS OF WINTER SPRINGS | | 18 | 3 | 14% | 21 |

COVID-19: testing by laboratory

Data through Mar 19, 2021 verified as of Mar 20, 2021 at 09:25 AM

Data in this report are provisional and subject to change.

The numbers in the table below represent the number of Florida and non-Florida residents for whom test results were received by the Department of Health. A person can be tested by more than one laboratory and can have both positive and negative results. **Therefore, the sum of the numbers in each column will be larger than the total number of people tested.**

| Reporting lab | Inconclusive | Negative | Positive | Percent positive | Total |
|---|--------------|----------|----------|------------------|-------|
| METROPOLITAN CHARITIES INC | | 19 | 2 | 10% | 21 |
| CONNECTDX | | 6 | 15 | 71% | 21 |
| PALM BAY FAMILY PRACTICE | | 4 | 17 | 81% | 21 |
| COASTAL FAMILY PRACTICE | | 13 | 8 | 38% | 21 |
| ADEPT INPATIENT MEDICAL SERVICES PC | | 21 | | | 21 |
| UTAH DEPARTMENT OF HEALTH | | | 21 | 100% | 21 |
| INTERNATIONAL MEDICAL LABORATORY INC | | 21 | | | 21 |
| TIMBERLANE LODGE ALF | 1 | 13 | 7 | 33% | 21 |
| HOWARD BEACH URGENT CARE | | 21 | | | 21 |
| MEDI STATION | | | 21 | 100% | 21 |
| UPMC CHAUTAUQUA AT WCA LABORATORY | | 20 | 1 | 5% | 21 |
| CLINICAL PATHOLOGY LABORATORIES SOUTHEAST | | | 21 | 100% | 21 |
| ROCKLEDGE FAMILY HEALTH | | | 21 | 100% | 21 |
| JEFFERSON K-12, A SOMERSET SCHOOL- CLINIC | | 17 | 4 | 19% | 21 |
| EXPRESS CARE OF TAMPA BAY LLC | | 2 | 19 | 90% | 21 |
| MORRIS PARK URGENT CARE | | 18 | 3 | 14% | 21 |
| MINUTECLINIC, LLC, DBA MINUTECLINIC #5 | | 18 | 3 | 14% | 21 |
| ADIRONDACK MEDICAL CENTER | | 21 | | | 21 |
| MINUTECLINIC, LLC, DBA MINUTECLINIC #2544 | | 20 | 1 | 5% | 21 |
| PRIMECARE OF DOTHAN-DALEVILLE CLINIC | | 16 | 5 | 24% | 21 |
| GERALD J KIVETT MD | | 19 | 2 | 10% | 21 |
| MINUTECLINIC DIAGNOSTIC OF TN PC #378 | | 20 | 1 | 5% | 21 |
| CL BRUMBACK PRIMARY CARE CLINIC LANTANA | | 2 | 19 | 90% | 21 |
| FLUSHING HOSPITAL MEDICAL CENTER | | 17 | 4 | 19% | 21 |
| NEW YORK METHODIST HOSPITAL | | 17 | 4 | 19% | 21 |
| ST JUDE CHILDRENS RESEARCH HOSPITAL | | 21 | | | 21 |
| URGENT CARE USA LLC | | 1 | 20 | 95% | 21 |
| UAH STUDENT HEALTH CENTER | | 14 | 7 | 33% | 21 |
| NEW YORK PRESBYTERIAN - ALLEN HOSPITAL | | 21 | | | 21 |
| ESTATES MEDICAL CENTER | | 12 | 8 | 40% | 20 |
| PROFESSIONAL PARK PEDIATRICS PA | | | 20 | 100% | 20 |
| CHILDRENS CLINIC | | | 20 | 100% | 20 |
| SMH PHYSICIAN SERVICES INC | | 19 | 1 | 5% | 20 |
| REDITUS LABORATORIES | | | 20 | 100% | 20 |
| BEST MEDICAL CENTER | | 11 | 9 | 45% | 20 |
| CVS NC3516POCT WINSTON SALEM | | 18 | 2 | 10% | 20 |
| MIDNIGHT MEDICINE | | | 20 | 100% | 20 |
| GUARDANT HEALTH | | 14 | 6 | 30% | 20 |
| A LILIKO'I PHARMACY LLC | | 19 | 1 | 5% | 20 |
| SONATA BOYNTON BEACH | | 18 | 2 | 10% | 20 |
| DEPT OF VA MEDICAL CENTER - BAY PINES | | | 20 | 100% | 20 |
| BETHESDA HEALTH PHYSICIAN GROUP INC | | | 20 | 100% | 20 |
| HOPE HEALTHCARE | | 20 | | | 20 |
| PEDIATRIC ASSOCIATES PA | | 17 | 3 | 15% | 20 |
| MINUTECLINIC DIAGNOSTIC OF TN PC #320 | | 12 | 8 | 40% | 20 |
| LAKE HOWARD HEIGHTS | 1 | 17 | 2 | 10% | 20 |
| WINTER PARK FAMILY PRACTICE LLC | | 17 | 3 | 15% | 20 |

COVID-19: testing by laboratory

Data through Mar 19, 2021 verified as of Mar 20, 2021 at 09:25 AM

Data in this report are provisional and subject to change.

The numbers in the table below represent the number of Florida and non-Florida residents for whom test results were received by the Department of Health. A person can be tested by more than one laboratory and can have both positive and negative results. **Therefore, the sum of the numbers in each column will be larger than the total number of people tested.**

| Reporting lab | Inconclusive | Negative | Positive | Percent positive | Total |
|---|--------------|----------|----------|------------------|-------|
| MINUTECLINIC DIAGNOSTICS MEDICAL GROUP | | 19 | 1 | 5% | 20 |
| BAYFRONT HMA CONVENIENT CARE, LLC | | 2 | 18 | 90% | 20 |
| MINUTECLINIC DIAGNOSTIC OF ILLINOIS L | | 15 | 5 | 25% | 20 |
| GOOD SAMARITAN SOCIETY OF DAYTONA | | 16 | 4 | 20% | 20 |
| SOUTH CAROLINA DEPARTMENT OF HEALTH | | | 20 | 100% | 20 |
| BROOKDALE MANDARIN CENTRAL | | 7 | 13 | 65% | 20 |
| VIERA FAMILY MEDICINE AND WELLNESS | | 16 | 4 | 20% | 20 |
| CONSOLIDATED LAB SERVICES | | 10 | 10 | 50% | 20 |
| POINT OF CARE CLINICS PRIMARY CARE | | 20 | | | 20 |
| HENDRY REGIONAL CORPORATE HEALTH | | | 20 | 100% | 20 |
| TENNESSEE DEPARTMENT OF HEALTH | | 15 | 5 | 25% | 20 |
| SOUTH NASSAU COMMUNITIES HOSPITAL | | 16 | 4 | 20% | 20 |
| CARESPOT OF NOCATEE | | 1 | 19 | 95% | 20 |
| LAKE WORTH MANOR | | 19 | 1 | 5% | 20 |
| Sovereign Laboratory Services, LLC | | 17 | 3 | 15% | 20 |
| ODYSSEY HEALTHCARE OF MARION COUNTY, LLC | | 19 | 1 | 5% | 20 |
| HEALTHY MINORS, LLC. | | 20 | | | 20 |
| BAY PEDIATRICS PA | | 18 | 2 | 10% | 20 |
| OHIO CVS STORES, LLC DBA | | 18 | 2 | 10% | 20 |
| TGH MEDICAL GROUP LABORATORY CARROLLWOOD | | | 20 | 100% | 20 |
| ST VINCENTS AMBULATORY CARE INC DBA | | 17 | 3 | 15% | 20 |
| MEDICAL EXPRESS CORP | | 18 | 2 | 10% | 20 |
| MARQUES PEDIATRICS | | | 20 | 100% | 20 |
| PONCE PLAZA NURSING & REHAB CENTER | | 4 | 16 | 80% | 20 |
| WINSHIPS PHARMACY INC | | 20 | | | 20 |
| COMMUNITY HOME HEALTH CARE | | 19 | | | 19 |
| NANO HEALTH ASSOCIATES LLC | | 19 | | | 19 |
| MCWHORTER SCHOOL OF PHARMACY | | 19 | | | 19 |
| BARTON FAMILY PRACTICE | | 8 | 11 | 58% | 19 |
| CENTRAL FLORIDA PEDIATRIC URGENT CARE LLC | | 17 | 2 | 11% | 19 |
| OCEAN REEF MEDICAL CENTER, LLC | | | 19 | 100% | 19 |
| GENTIVA HEALTH SERVICES | | 17 | 2 | 11% | 19 |
| LOVING CARE OF THE TREASURE COAST LLC | 1 | 13 | 5 | 26% | 19 |
| FOX FAMILY PRACTICE | | 19 | | | 19 |
| SEVEN RIVERS REGIONAL MEDICAL CENTER | | 5 | 14 | 74% | 19 |
| HARLEM HOSPITAL CENTER | | 18 | 1 | 5% | 19 |
| JACKSON NORTH MEDICAL CENTER | | 2 | 17 | 89% | 19 |
| KINDRED HOSPITAL OCALA | | 16 | 3 | 16% | 19 |
| BRIDGEWAY HEALTH CLINICS INC | | | 19 | 100% | 19 |
| NO NAME | | 8 | 11 | 58% | 19 |
| ASURANCE SCIENTIFIC LABORATORIES | | 19 | | | 19 |
| STONE WASH CLINICAL LABORATORIES | | 2 | 17 | 89% | 19 |
| ST ELIZABETH MEDICAL CENTER LABORATORY | | 18 | 1 | 5% | 19 |
| BAYCARE MEDICAL GROUP INC | | | 19 | 100% | 19 |
| BAPTIST MEMORIAL HEALTH CARE | | 17 | 2 | 11% | 19 |
| MINUTECLINIC DIAGNOSTIC PA | | 17 | 2 | 11% | 19 |
| SOMA MEDICAL CENTER # 4 | | 2 | 17 | 89% | 19 |

COVID-19: testing by laboratory

Data through Mar 19, 2021 verified as of Mar 20, 2021 at 09:25 AM

Data in this report are provisional and subject to change.

The numbers in the table below represent the number of Florida and non-Florida residents for whom test results were received by the Department of Health. A person can be tested by more than one laboratory and can have both positive and negative results. **Therefore, the sum of the numbers in each column will be larger than the total number of people tested.**

| Reporting lab | Inconclusive | Negative | Positive | Percent positive | Total |
|---|--------------|----------|----------|------------------|-------|
| EMERALD COAST HOSPICE - CRESTVIEW | | 19 | | | 19 |
| Citymd Of Lacey | | 16 | 3 | 16% | 19 |
| FLORIDA HOSPITAL WINTER GARDEN | | 15 | 4 | 21% | 19 |
| BAYVIEW MEDICAL | | 19 | | | 19 |
| MICHELLE S PAGE MD PA | | 18 | 1 | 5% | 19 |
| ESOTERIX GENETIC LABORATORIES | | 16 | 3 | 16% | 19 |
| MONROE COUNTY DETENTION CENTER | | | 19 | 100% | 19 |
| ANYLABTESTNOW | | 6 | 13 | 68% | 19 |
| SHELBY BAPTIST MEDICAL CENTER | | 14 | 5 | 26% | 19 |
| MINUTECLINIC DIAGNOSTIC OF NORTH CAROLINA PC | | 16 | 3 | 16% | 19 |
| CLERMONT ADVENTHEALTH CENTRA CARE | | 1 | 18 | 95% | 19 |
| GRACE WELLNESS CENTER | | 8 | 11 | 58% | 19 |
| FLORIDA COMMUNITY HEALTH CENTER OF ST. LUCIE | | 1 | 18 | 95% | 19 |
| ST VINCENT'S URGENT CARE | | 16 | 3 | 16% | 19 |
| ROYAL PALM MEDICAL GROUP, INC | | 19 | | | 19 |
| MINUTECLINIC DIAGNOSTIC OF NORTH | | 17 | 2 | 11% | 19 |
| CAREATC INC BRANDON | 1 | 17 | 1 | 5% | 19 |
| Gulfport Rehabilitation Center | | 16 | 3 | 16% | 19 |
| EDWARD S BENNETT MD PLLC | | 19 | | | 19 |
| MED HEALTH SERVICES | | 18 | 1 | 5% | 19 |
| GRAND VILLA OF ORMOND BEACH | | 16 | 3 | 16% | 19 |
| DOCTORS MEDICAL CENTER OF WALTON COUNTY CLINIC | | | 19 | 100% | 19 |
| CARE POINT HEALTH & WELLNESS CENTER | | 19 | | | 19 |
| TEXAS DEPARTMENT OF STATE HEALTH SERVICES | | 3 | 16 | 84% | 19 |
| ROSS MEDICAL GROUP | | | 19 | 100% | 19 |
| REGENCY SQUARE MALL - SEARS | | 3 | 16 | 84% | 19 |
| LAB INTERMARKET FACILITY LAB | | 1 | 18 | 95% | 19 |
| OCEANSIDE URGENT CARE | | 19 | | | 19 |
| CARENOW URGENT CARE-BRENTWOOD | | 13 | 6 | 32% | 19 |
| MULBERRY'S MOBILE PROVIDER SERVICES LLC | | 5 | 14 | 74% | 19 |
| WELLMED AT LAKE COPELAND | | 13 | 6 | 32% | 19 |
| SIMEDHEALTH LLC | | 13 | 6 | 32% | 19 |
| BAYFRONT FAMILY HEALTH CENTER | | | 19 | 100% | 19 |
| ALL PEDIATRIC CARE | | | 19 | 100% | 19 |
| INTEGRATED REGIONAL LABORATORIES - LARGO | | | 19 | 100% | 19 |
| COMMONWEALTH OF MASSACHUSETTS | | | 18 | 100% | 18 |
| THE VILLAGES HEALTH | | 12 | 6 | 33% | 18 |
| DIXIE COUNTY HEALTH DEPARTMENT | | 11 | 7 | 39% | 18 |
| BOZEMAN HEALTH DEACONESS HOSPITAL | | 13 | 5 | 28% | 18 |
| XPRESS WELLNESS URGENT CARE | | | 18 | 100% | 18 |
| 1 TOUCH TOTALCARE SOLUTIONS | | 17 | 1 | 6% | 18 |
| 49D2045214PHYSICIAN OFFICE-WAIVER-MEDEXPRESS URGENT CARE - HARRISONBU | | 9 | 9 | 50% | 18 |
| PPD - IXLAYER | | 17 | 1 | 6% | 18 |
| MINUTECLINIC DIAGNOSTIC OF MICHIGAN PC | | 17 | 1 | 6% | 18 |
| FAMILY CARE CYPRESS CREEK | | 1 | 17 | 94% | 18 |
| URGENT TEAM | | 15 | 3 | 17% | 18 |
| CAREHERE- LCS LEESBURG | | | 18 | 100% | 18 |

COVID-19: testing by laboratory

Data through Mar 19, 2021 verified as of Mar 20, 2021 at 09:25 AM

Data in this report are provisional and subject to change.

The numbers in the table below represent the number of Florida and non-Florida residents for whom test results were received by the Department of Health. A person can be tested by more than one laboratory and can have both positive and negative results. **Therefore, the sum of the numbers in each column will be larger than the total number of people tested.**

| Reporting lab | Inconclusive | Negative | Positive | Percent positive | Total |
|--|--------------|----------|----------|------------------|-------|
| MOORINGS PARK OAKSTONE AT GREY OAKS | | 17 | 1 | 6% | 18 |
| MEDEMERGE | | 17 | 1 | 6% | 18 |
| IONA COLLEGE HEALTH & WELLNESS CENTER | | 18 | | | 18 |
| ENCOMPASS HEALTH REHABILITATION HOSPITAL OF SARASOTA | | 18 | | | 18 |
| COLLEGE POINT URGENT CARE | | 15 | 3 | 17% | 18 |
| EAST RIDGE RETIREMENT VILLAGE | | 18 | | | 18 |
| MADISON CORE LABORATORIES | | 17 | 1 | 6% | 18 |
| UM MILLER SCHOOL OF MEDICINE | | | 18 | 100% | 18 |
| GENERAL INTERNAL MEDICINE MEDICAL CTR CLINIC | | 13 | 5 | 28% | 18 |
| GLEN OAKS URGENT CARE | | 17 | 1 | 6% | 18 |
| COLUMBIA MEMORIAL HOSPITAL | | 18 | | | 18 |
| CABOT RESERVE ON THE GREEN | | 18 | | | 18 |
| WALGREEN EASTERN CO, INC | | 18 | | | 18 |
| ST. JUDES LABORATORIES | | 12 | 6 | 33% | 18 |
| BASSETTI & ASSOCIATES, MD, PA | | | 18 | 100% | 18 |
| ST CATHERINE OF SIENA HOSPITAL | | 16 | 2 | 11% | 18 |
| BROWNE MEDICAL | | 16 | 2 | 11% | 18 |
| BIG BEND HOSPICE INC | | 18 | | | 18 |
| PALM BEACH GARDENS MEDICAL CENTER | | | 18 | 100% | 18 |
| MARION COUNTY HEALTH DEPARTMENT | | 17 | 1 | 6% | 18 |
| ADVENT HEALTH - KISSIMMEE | | 6 | 12 | 67% | 18 |
| Z UROLOGY | | 18 | | | 18 |
| MINUTECLINIC DIAGNOSTIC OF RHODE ISLAND, LLC #590 | | 17 | 1 | 6% | 18 |
| ASCENSION ST VINCENT'S PRIMARY CARE | | 1 | 17 | 94% | 18 |
| TENDER CARE ALF | | 18 | | | 18 |
| STATEN ISLAND UNIVERSITY HOSPITAL | | 17 | 1 | 6% | 18 |
| AURORA DIAGNOSTICS | | 6 | 12 | 67% | 18 |
| HARTFORD HOSPITAL ANCILLARY LAB | | 17 | 1 | 6% | 18 |
| SOUTH FLORIDA BAPTIST HOSPITAL | | | 18 | 100% | 18 |
| OSCEOLA ALF OPERATOR, LLC DBA□ | | 18 | | | 18 |
| TPCA CLINICAL LABORATORIES | | 15 | 3 | 17% | 18 |
| ADVANCED HEALTHCARE ASSOCIATES | | 16 | 2 | 11% | 18 |
| ARTHREX MEDICAL CENTER EAST | | 14 | 4 | 22% | 18 |
| TOTAL RENAL LABORATORIES INC | | 13 | 5 | 28% | 18 |
| CRANES VIEW LODGE | | | 18 | 100% | 18 |
| BAY COUNTY HEALTH DEPARTMENT | | 14 | 4 | 22% | 18 |
| AUBURN COMMUNITY HOSPITAL | | 16 | 2 | 11% | 18 |
| ACCESS HEALTH CARE PHYSICIANS LLC | | 6 | 12 | 67% | 18 |
| HELIX DIAGNOSTICS | | | 18 | 100% | 18 |
| BAPTIST MEDICAL GRP URGENT CARE & OCC HEALTH AIRPO | | 18 | | | 18 |
| STATCARE URGENT AND WALK-IN MEDICAL CA | | 16 | 2 | 11% | 18 |
| TRINITY MEDICAL ASSOCIATES LLC | | | 18 | 100% | 18 |
| ENCOMPASS HOME HEALTH OF THE SOUTHEAST LLC | | 18 | | | 18 |
| MINUTECLINIC #8699 | | 14 | 4 | 22% | 18 |
| BROOKDALE ST AUGUSTINE | | | 17 | 100% | 17 |
| MI CASA DORADA ASSISTED LIVING FACILIT | | 17 | | | 17 |
| MINUTECLINIC MINUTECLINIC #8746 | | 16 | 1 | 6% | 17 |

COVID-19: testing by laboratory

Data through Mar 19, 2021 verified as of Mar 20, 2021 at 09:25 AM

Data in this report are provisional and subject to change.

The numbers in the table below represent the number of Florida and non-Florida residents for whom test results were received by the Department of Health. A person can be tested by more than one laboratory and can have both positive and negative results. **Therefore, the sum of the numbers in each column will be larger than the total number of people tested.**

| Reporting lab | Inconclusive | Negative | Positive | Percent positive | Total |
|---|--------------|----------|----------|------------------|-------|
| PRIMARY CARE MEDICINE | 1 | 13 | 3 | 18% | 17 |
| HOUSE CALLS PROFESSIONAL LLC | | 14 | 3 | 18% | 17 |
| INN AT LAKE SEMINOLE SQUARE, THE | | 17 | | | 17 |
| MAITLAND PRIMARY CARE | | 9 | 8 | 47% | 17 |
| REOPEN DIAGNOSTICS | | | 17 | 100% | 17 |
| GRAND VILLA OF BOYNTON BEACH | | 16 | 1 | 6% | 17 |
| MD PLUS URGENT CARE, LLC | | | 17 | 100% | 17 |
| MEDEXPRESS URGENT CARE - TIMBERLAKE | | 15 | 2 | 12% | 17 |
| URGENT CARE WEST CLINIC | | 14 | 3 | 18% | 17 |
| BAY BREEZE HEALTH AND REHABILITATION CENTER | | 9 | 8 | 47% | 17 |
| UNIVERSITY OF ALABAMA - FUNGAL REFERENCE LABORATORY | | 12 | 5 | 29% | 17 |
| THE CANOPY AT HARPER LAKE | 1 | | 16 | 94% | 17 |
| GENETIC TECHNOLOGICAL INNOVATIONS | | | 17 | 100% | 17 |
| STAT MEDICAL CLINIC III INC | | 11 | 6 | 35% | 17 |
| BROOKDALE CROWN POINT | | | 17 | 100% | 17 |
| ELTINGVILLE CIRCLE URGENT CARE | | 16 | 1 | 6% | 17 |
| YUSRA MEDICAL ASSOCIATES PA | | 14 | 3 | 18% | 17 |
| ROBERT WOOD JOHNSON UNIVERSITY HOSP | | 15 | 2 | 12% | 17 |
| RESOLVE MOLECULAR DIAGNOSTICS | | 13 | 4 | 24% | 17 |
| WELLINGTON FAMILY PRACTICE | | 13 | 4 | 24% | 17 |
| CARESPOT EXPRESS HEALTHCARE | | | 17 | 100% | 17 |
| WACO HHSSURGEWACO | 1 | 14 | 2 | 12% | 17 |
| FORT WALTON BEACH DEVELOPMENTAL CENTER | | 16 | 1 | 6% | 17 |
| JESSIE TRICE COMMUNITY HEALTH SYSTEM, INC | | 1 | 16 | 94% | 17 |
| ALBIBI | | 1 | 16 | 94% | 17 |
| WALGREEN | | 9 | 8 | 47% | 17 |
| UVMCM MICROBIOLOGY | | 16 | 1 | 6% | 17 |
| PARRISH HEALTH CENTER | | 14 | 3 | 18% | 17 |
| VALLEY IMMEDIATE CARE | | 15 | 2 | 12% | 17 |
| URGENT CARE AT LONGWOOD | | | 17 | 100% | 17 |
| MINUTECLINIC DIAGNOSTIC OF TN PC #6435 | | 15 | 2 | 12% | 17 |
| DIEGO FALLON MD PA | | 6 | 11 | 65% | 17 |
| MASSACHUSETTS GENERAL HOSPITAL | | 1 | 16 | 94% | 17 |
| MINUTECLINIC DIAGNOSTIC OF LOUISIANA, | | 16 | 1 | 6% | 17 |
| MARCO DRUGS AND COMPOUNDING | | 13 | 4 | 24% | 17 |
| HEALTHCARE NOW | | | 17 | 100% | 17 |
| UNIVERSITY LAB | | | 17 | 100% | 17 |
| LAKELAND HILLS CENTER | | 10 | 7 | 41% | 17 |
| Floral Health and Rehabilitation, LLC | | 16 | 1 | 6% | 17 |
| COAST MED URGENT CARE | | 16 | 1 | 6% | 17 |
| PRATTVILLE BAPTIST HOSPITAL | | 13 | 4 | 24% | 17 |
| REGENEXX TAMPA BAY | | 14 | 3 | 18% | 17 |
| PRIMARY CARE WALK IN CLINIC PLLC | | | 17 | 100% | 17 |
| CALLAWAY CLINIC | | 11 | 5 | 31% | 16 |
| ST AUGUSTINE PLANTATION | | 1 | 15 | 94% | 16 |
| NORTHWEST FLORIDA ENT, PA | | 5 | 11 | 69% | 16 |
| BAYFRONT MEDICAL | | | 16 | 100% | 16 |

COVID-19: testing by laboratory

Data through Mar 19, 2021 verified as of Mar 20, 2021 at 09:25 AM

Data in this report are provisional and subject to change.

The numbers in the table below represent the number of Florida and non-Florida residents for whom test results were received by the Department of Health. A person can be tested by more than one laboratory and can have both positive and negative results. **Therefore, the sum of the numbers in each column will be larger than the total number of people tested.**

| Reporting lab | Inconclusive | Negative | Positive | Percent positive | Total |
|--|--------------|----------|----------|------------------|-------|
| BVL PEDIATRICS | | 14 | 2 | 13% | 16 |
| LAKEWOOD RANCH MEDICAL CENTER CLINICAL LAB | | | 16 | 100% | 16 |
| PANAMA CITY VITAS HOSPICE | | 16 | | | 16 |
| SRMC AVALON | | 9 | 7 | 44% | 16 |
| PRO HEALTH FAMILY PHYSICIANS, NYSTROM | | 16 | | | 16 |
| OPTIMAL CARE PEDIATRICS | | 2 | 14 | 88% | 16 |
| MILLENNIUM PHYSICIAN GRP LLC NAPLES PINE RIDGE | | | 16 | 100% | 16 |
| CLEVELAND CLINIC | | | 16 | 100% | 16 |
| INTERNAL MEDICINE ASSOCIATES & SPECIALTIES INC | | 15 | 1 | 6% | 16 |
| TREASURE ISLE LLC | | 16 | | | 16 |
| NOVANT HEALTH GOHEALTH URGENT CARE-HARRISBURG | | 8 | 8 | 50% | 16 |
| ST JOSEPH HOSPITAL | | 15 | 1 | 6% | 16 |
| FRUITVILLE URGENT CARE | | | 16 | 100% | 16 |
| MORTON PLANT MEASE | | | 16 | 100% | 16 |
| Lab MSMC Hialeah | | | 16 | 100% | 16 |
| 1ST PRIORITY LAB SERVICES | | 15 | 1 | 6% | 16 |
| URGENT CARE CLINIC OF LINCOLN | | 14 | 2 | 13% | 16 |
| XERA MED RESEARCH | | | 16 | 100% | 16 |
| FAST TRACK URGENT CARE CENTER - TYRONE | | | 16 | 100% | 16 |
| Grand Villa of Dunedin | | 10 | 6 | 38% | 16 |
| JS HEALTHCARE INC | | 16 | | | 16 |
| MIAMI BEACH MEDICAL GROUP | | | 16 | 100% | 16 |
| HEALTH CENTRAL HOSPITAL | | | 16 | 100% | 16 |
| LYNN KEEFE, MD PEDIATRICS | | 13 | 3 | 19% | 16 |
| JOSEPH MIGNOGNA | | 13 | 3 | 19% | 16 |
| EAR NOSE & THROAT ASSOCIATES OF MANATEE PA | | 16 | | | 16 |
| PROMEDICA LABORATORIES | | 11 | 5 | 31% | 16 |
| MEDEXPRESS URGENT CARE, MOON TOWNSHIP | | 15 | 1 | 6% | 16 |
| CVS NC7047POCT DURHAM | | 16 | | | 16 |
| ADVENT HEALTH - ZEPHYRHILLS | | | 16 | 100% | 16 |
| ORANGE REGIONAL MEDICAL CENTER LABORATORY | | 13 | 3 | 19% | 16 |
| AURORA UNIVERSITY WELLNESS CENTER | | 16 | | | 16 |
| OKEECHOBEE HEALTHCARE FACILITY | | | 16 | 100% | 16 |
| UNIVERSITY OF MIAMI MILLER SCHOOL | | | 16 | 100% | 16 |
| SOMA MEDICAL CENTER PA | | | 16 | 100% | 16 |
| PRIMARY CARE SPECIALISTS OF ORLANDO LLC | | 12 | 4 | 25% | 16 |
| MORTON PLANT NORTH BAY HOSPITAL | | | 16 | 100% | 16 |
| MEDEXPRESS URGENT CARE LEWISBURG | | 15 | 1 | 6% | 16 |
| HUDSON VALLEY HOSPITAL CENTER LABORATORY | | 15 | 1 | 6% | 16 |
| ASHRAF MEDICAL GROUP PLLC DBA PULSE M | | 15 | 1 | 6% | 16 |
| FORT HAMILTON URGENT CARE | | 16 | | | 16 |
| MC DIAGNOSTIC OF CONNECTICUT, PC #775 | | 15 | 1 | 6% | 16 |
| BONIFAY NURSING AND REHABILITATION CENTER | | | 16 | 100% | 16 |
| MEDEXPRESS URGENT CARE - ROBINSON TWP, STEUBENVILLE PIKE | | 14 | 2 | 13% | 16 |
| MIRIMUS INC | | 1 | 15 | 94% | 16 |
| CVS MINUTE CLINIC DIAGNOSTIC OF TEXAS LLC | | 12 | 4 | 25% | 16 |
| ABC PEDIATRICS OF PORT ST LUCIE | | 14 | 2 | 13% | 16 |

COVID-19: testing by laboratory

Data through Mar 19, 2021 verified as of Mar 20, 2021 at 09:25 AM

Data in this report are provisional and subject to change.

The numbers in the table below represent the number of Florida and non-Florida residents for whom test results were received by the Department of Health. A person can be tested by more than one laboratory and can have both positive and negative results. **Therefore, the sum of the numbers in each column will be larger than the total number of people tested.**

| Reporting lab | Inconclusive | Negative | Positive | Percent positive | Total |
|---|--------------|----------|----------|------------------|-------|
| CARE NOW, INC | | 12 | 4 | 25% | 16 |
| CRUCIAL CARE | | 10 | 6 | 38% | 16 |
| CLEVELAND CLINIC FLORIDA | | 1 | 15 | 94% | 16 |
| ALL FLORIDA FAMILY & SPORTS MEDICINE | | 15 | 1 | 6% | 16 |
| STARLING AT NOCATEE | | | 16 | 100% | 16 |
| PEACHTREE IMMEDIATE CARE | | | 16 | 100% | 16 |
| MEDICINE AT LONGWOOD | | 16 | | | 16 |
| HODGES CLUSTER | | 2 | 14 | 88% | 16 |
| NORTHWEST FLORIDA SLEEP | | 1 | 15 | 94% | 16 |
| COMMUNITY HEALTH OF SOUTH FLORIDA INC | | | 16 | 100% | 16 |
| TNC WALK IN CLINIC | | 10 | 5 | 33% | 15 |
| BLOUNT MEMORIAL HOSPITAL | | 13 | 2 | 13% | 15 |
| ESTATES MEDICAL CENTER INC | | 4 | 11 | 73% | 15 |
| BAPTIST MEDICAL CENTER EAST | | 11 | 4 | 27% | 15 |
| CLINIC OF PEDIATRICS & GI MEDICINE INC | | 1 | 14 | 93% | 15 |
| SINAI HOSPITAL OF BALTIMORE | | 15 | | | 15 |
| BRYAN WHITFIELD MEMORIAL HOSPITAL | | 10 | 5 | 33% | 15 |
| ORLANDO HEALTH | | 2 | 13 | 87% | 15 |
| DIATHERIX | | 13 | 2 | 13% | 15 |
| MINUTECLINIC DIAGNOSTIC OF TN PC #566 | | 13 | 2 | 13% | 15 |
| UNIVERSITY HOSPITAL UC HEALTH | | 11 | 4 | 27% | 15 |
| CVS NC7588POCT ASHEVILLE | | 12 | 3 | 20% | 15 |
| FLORIDA MEDICAL CLINIC IM MLK | | 10 | 5 | 33% | 15 |
| HOLLEY-NAVARRE MEDICAL CLINIC | | 5 | 10 | 67% | 15 |
| PATHLINE | | | 15 | 100% | 15 |
| INTERMOUNTAIN CENTRAL LAB | | 1 | 14 | 93% | 15 |
| HEALTH MED HOME CARE, LLC | | 15 | | | 15 |
| OPTIONS FOR SENIORS INC DBA PALM KREST MANOR | | 12 | 3 | 20% | 15 |
| LPG PRIMARY CARE AT BONITA BAY LIFESTYLE CENTER | | 14 | 1 | 7% | 15 |
| OAKMONTE VILLAGE OF DAVIE | | | 15 | 100% | 15 |
| MEDLAB ASSOCIATES LLC | | 15 | | | 15 |
| CVA MINUTE CLINIC DIAGNOSTIC OF VIRGINIA, LLC | | 15 | | | 15 |
| RAYMOND BASRI MD | | 15 | | | 15 |
| AJU GEORGE MD PA | | | 15 | 100% | 15 |
| MEADOWCREST MOLECULAR DIAGNOSTICS, LLC | | | 15 | 100% | 15 |
| ADVENT HEALTH - WINTER HAVEN | | 8 | 7 | 47% | 15 |
| FAMILY CARE CENTER OF ARLINGTON | | 10 | 5 | 33% | 15 |
| MED LABS DIAGNOSTICS | | 9 | 6 | 40% | 15 |
| KETAMINE HEALTH CENTERS AT BONITA SPRINGS, LLC | | 15 | | | 15 |
| ENCOMPASS HEALTH REHABILITATION HOSPITAL OF PANAMA CITY | | 10 | 5 | 33% | 15 |
| FLORIDA MEDICAL CL ODOM TPA | | 5 | 10 | 67% | 15 |
| Astoria Health and Rehab | | 15 | | | 15 |
| NOVALIFE MEDSPA | | | 15 | 100% | 15 |
| WALGREENS #04618 | | 14 | 1 | 7% | 15 |
| TELEVISIT MALABAR PEDIATRICS | | 5 | 10 | 67% | 15 |
| RICH STREET GROUP HOME | | 8 | 7 | 47% | 15 |
| FLORIDA DEPARTMENT OF HEALTH IN HILLSBOROUGH COUNTY | | 1 | 14 | 93% | 15 |

COVID-19: testing by laboratory

Data through Mar 19, 2021 verified as of Mar 20, 2021 at 09:25 AM

Data in this report are provisional and subject to change.

The numbers in the table below represent the number of Florida and non-Florida residents for whom test results were received by the Department of Health. A person can be tested by more than one laboratory and can have both positive and negative results. **Therefore, the sum of the numbers in each column will be larger than the total number of people tested.**

| Reporting lab | Inconclusive | Negative | Positive | Percent positive | Total |
|---|--------------|----------|----------|------------------|-------|
| WALK IN URGENT CARE | | | 15 | 100% | 15 |
| CUSTEAD CARE CENTER HAVEN HOSPICE | | 12 | 3 | 20% | 15 |
| FAMILY CARE | | | 15 | 100% | 15 |
| BAPTIST PEDIATRICS | | 12 | 3 | 20% | 15 |
| BESSENT ROAD GROUP HOME | | 15 | | | 15 |
| TMH FSU RAPID LABORATORY | | 2 | 13 | 87% | 15 |
| UNAVAILABLE/UNKNOWN/NO INFORMATION FOUND | | | 15 | 100% | 15 |
| MILTON 4707 | | 15 | | | 15 |
| MINUTECLINIC DIAGNOSTIC OF TN PC #6363 | | 13 | 2 | 13% | 15 |
| ST ANTHONY'S HOSP PATIENT CARE SERVICE | | | 15 | 100% | 15 |
| BAYCARE MEDICAL GROUP INC | | | 15 | 100% | 15 |
| EASTLAKE PEDIATRICS - TRINITY | | 15 | | | 15 |
| HUNTINGTON URGENT CARE | | 14 | 1 | 7% | 15 |
| GRAND VILLA OF LARGO | | 13 | 2 | 13% | 15 |
| SIGMUND LABS LLC | | 14 | | | 14 |
| ADVENTHEALTH MEDICAL GROUP PEDIATRICS AT | | 3 | 11 | 79% | 14 |
| CITY OF NAPLES FIRE RESCUE | | 12 | 2 | 14% | 14 |
| TALLAHASSEE PRIMARY CARE ASSOCIATES PA | | 12 | 2 | 14% | 14 |
| SARNO FAMILY PRACTICE | | 1 | 13 | 93% | 14 |
| TLC FAMILY CARE HOME INC | | 14 | | | 14 |
| ALASKA PUBLIC HEALTH LAB | | 1 | 13 | 93% | 14 |
| MADISON COUNTY HEALTH DEPARTMENT | | 7 | 7 | 50% | 14 |
| PARROTT MEDICAL CLINIC | | | 14 | 100% | 14 |
| SOUTHEASTERN LABORATORY | | | 14 | 100% | 14 |
| STEWART MELBOURNE HOSPITAL, INC | 1 | | 13 | 93% | 14 |
| MINUTE-CLINIC DIAGNOSTIC OF VIRGINIA | | 12 | 2 | 14% | 14 |
| GNT ASSOCIATES | | 13 | 1 | 7% | 14 |
| MC DIAGNOSTIC OF CONNECTICUT, PC #1960 | | 14 | | | 14 |
| CVS NV3210POCT LAS VEGAS | | 14 | | | 14 |
| BLUE SPRINGS SURGERY CENTER | | 14 | | | 14 |
| MONTEFIORE ST LUKE'S CORNWALL HOSPITAL | | 10 | 4 | 29% | 14 |
| CARENOW URGENT CARE-WEST END | | 9 | 5 | 36% | 14 |
| FAMILY MEDICINE OF WESTON LLC | | 6 | 8 | 57% | 14 |
| ST CLOUD MEDICAL GROUP | | 12 | 2 | 14% | 14 |
| PT&J REHAB - VILLAGE OF ROYAL PALM BEACH | | 12 | 2 | 14% | 14 |
| ADVENT HEALTH - FOUR CORNERS ER | | 9 | 5 | 36% | 14 |
| SARASOTA - ROBERT L TAYLOR COMMUNITY CENTER | | 1 | 13 | 93% | 14 |
| MELBOURNE FAMILY PRACTICE | | 12 | 2 | 14% | 14 |
| SURGERY CENTER OF CORAL GABLES LLC,THE | | 11 | 3 | 21% | 14 |
| OPIS ISLAND LAKE CENTER | | 13 | 1 | 7% | 14 |
| EPIPHANY HEALTH | | 8 | 6 | 43% | 14 |
| CVS MINUTE CLINIC DIAGNOSTIC OF WISCONSIN | | 14 | | | 14 |
| CVS TN5639POCT FARRAGUT | | 11 | 3 | 21% | 14 |
| DESOTO HEALTH AND REHAB LLC | | 9 | 5 | 36% | 14 |
| MINUTECLINIC DIAGNOSTIC OF TEXAS LLC | | 12 | 2 | 14% | 14 |
| The Evangelical Lutheran Good Samaritan Society | | 14 | | | 14 |
| BOCA SIMON | | 2 | 12 | 86% | 14 |

COVID-19: testing by laboratory

Data through Mar 19, 2021 verified as of Mar 20, 2021 at 09:25 AM

Data in this report are provisional and subject to change.

The numbers in the table below represent the number of Florida and non-Florida residents for whom test results were received by the Department of Health. A person can be tested by more than one laboratory and can have both positive and negative results. **Therefore, the sum of the numbers in each column will be larger than the total number of people tested.**

| Reporting lab | Inconclusive | Negative | Positive | Percent positive | Total |
|---|--------------|----------|----------|------------------|-------|
| BERGEN NEW BRIDGE M | | 13 | 1 | 7% | 14 |
| CANCER RESEARCH LAB, BOB JONES UNIVERSITY | | 14 | | | 14 |
| Terrace of Jacksonville | | | 14 | 100% | 14 |
| SOUTHEASTERN UNIVERSITY INC | | 14 | | | 14 |
| NORTHWESTERN MEMORIAL HOSPITAL | | | 14 | 100% | 14 |
| HEALTHFIRST ADVENT HEALTH CENTRA CARE COCOA BEACH | | | 14 | 100% | 14 |
| DAVITA DIALYSIS | | 4 | 10 | 71% | 14 |
| TREASURE COAST URGENT CARE | | | 14 | 100% | 14 |
| MIAMI BEACH MEDICAL GROUP LLC | | | 14 | 100% | 14 |
| FG RAPID RESULTS LLC | | 8 | 6 | 43% | 14 |
| POLK CHD BARTOW | | 13 | 1 | 7% | 14 |
| ADVENTHEALTH MEDICAL GROUP | | 10 | 4 | 29% | 14 |
| INDIANA STATE DEPARTMENT OF HEALTH | | 1 | 13 | 93% | 14 |
| ALAN L MELOTEK MD | | 14 | | | 14 |
| SOMA MEDICAL CENTER, PA #4 FLORIDA MANGO | | | 14 | 100% | 14 |
| RIVERSIDE COTTAGES AT THE SHORES, LLC | | | 14 | 100% | 14 |
| KISSIMMEE VA OUTPATIENT CLINIC | | 14 | | | 14 |
| UC HEALTH UNIVERSITY HOSPITAL | | 11 | 3 | 21% | 14 |
| MINUTE CLINIC | | 1 | 13 | 93% | 14 |
| LONG ISLAND JEWISH VALLEY STREAM | | 13 | 1 | 7% | 14 |
| COMPREHENSIVE CHILDCARE ASSOCIATES | | 8 | 6 | 43% | 14 |
| SHELBY COUNTY HEALTH CARE CORPORATION | | 10 | 3 | 23% | 13 |
| MINUTECLINIC, LLC, #4160 | | 9 | 4 | 31% | 13 |
| BROOKLYN HOSPITAL CENTER DOWNTOWN CAMPUS | | 13 | | | 13 |
| EFFINGER HEALTH, PA | | 13 | | | 13 |
| CROSS CARE CENTER | | | 13 | 100% | 13 |
| MEDEXPRESS URGENT CARE - LAFAYETTE | | 12 | 1 | 8% | 13 |
| CORAL LANDING ASSISTED LIVING | | 11 | 2 | 15% | 13 |
| CITY OF CLEARWATER EMPLOYEE HEALTH CENTER | | 4 | 9 | 69% | 13 |
| ORCHID COVE | | 3 | 10 | 77% | 13 |
| UNDERGROUND FREE CLINIC | | 13 | | | 13 |
| VILLA OF KINGS AND QUEENS OF DELRAY | | 13 | | | 13 |
| GADSDEN REGIONAL MEDICAL CENTER | | 13 | | | 13 |
| PASSPORT HEALTH OF TAMPA BAY | | 13 | | | 13 |
| LMH SKILLED NURSING UNIT | | 13 | | | 13 |
| DEVEREUX FLORIDA CHILDRENS CENTER | | | 13 | 100% | 13 |
| FLORIDA STATE HOSPITAL | | | 13 | 100% | 13 |
| AVALON MEDICAL WALK IN CLINIC | | | 13 | 100% | 13 |
| HORIZON MEDICAL GROUP | | 11 | 2 | 15% | 13 |
| STATEN ISLAND UNIVERSITY HOSPITAL SEGUINE AVE | | 12 | 1 | 8% | 13 |
| YORKVILLE PEDIATRIC URGENT CARE | | 13 | | | 13 |
| CVS MINUTE CLINIC DIAGNOSTIC MED GRP OF CA | | 13 | | | 13 |
| USCG AIR STATION CLEARWATER CLINIC | | 12 | 1 | 8% | 13 |
| MINUTECLINIC, LLC, DBA MINUTECLINIC #6 | | 13 | | | 13 |
| CVS MINUTE CLINIC DIAGNOSTIC PA | | 10 | 3 | 23% | 13 |
| KIDSWOOD PEDIATRICS CORP | | 5 | 8 | 62% | 13 |
| SOUTHEAST FAMILY HEALTHCARE CENTER | | | 13 | 100% | 13 |

COVID-19: testing by laboratory

Data through Mar 19, 2021 verified as of Mar 20, 2021 at 09:25 AM

Data in this report are provisional and subject to change.

The numbers in the table below represent the number of Florida and non-Florida residents for whom test results were received by the Department of Health. A person can be tested by more than one laboratory and can have both positive and negative results. **Therefore, the sum of the numbers in each column will be larger than the total number of people tested.**

| Reporting lab | Inconclusive | Negative | Positive | Percent positive | Total |
|---|--------------|----------|----------|------------------|-------|
| EAR NOSE AND THROAT ASSOCIATES OF MANATEE, P.A. | | 10 | 3 | 23% | 13 |
| MEDEXPRESS URGENT CARE - SEMINOLE SQUA | | 11 | 2 | 15% | 13 |
| OCCUPATIONAL HEALTH CENTERS OF THE SOUTHWEST PA | | 12 | 1 | 8% | 13 |
| Sunnyside Care Center | | 13 | | | 13 |
| CAREATC | | | 13 | 100% | 13 |
| KIMBERLY J HENDERSON MD PC | | 12 | 1 | 8% | 13 |
| MAINSTREET FAMILY SELECT | | 1 | 12 | 92% | 13 |
| RIVERSIDE MEDICAL GROUP | | 12 | 1 | 8% | 13 |
| CVS HEALTH, #3396 | | 13 | | | 13 |
| MINUTECLINIC DIAGNOSTIC OF RHODE ISLAND | | 10 | 3 | 23% | 13 |
| NATIONAL GENETICS INST LABCORP | | 4 | 9 | 69% | 13 |
| GLENBROOKE AT PALM BAY | | | 13 | 100% | 13 |
| ESCAMBIA COMMUNITY CLINIC | | 2 | 11 | 85% | 13 |
| IN-OFFICE LAB | | 12 | 1 | 8% | 13 |
| MONTEFIORE MEDICAL CENTER LABORATORIES - WEILER | | 9 | 4 | 31% | 13 |
| HARBOR CHASE OF JACKSONVILLE | | | 13 | 100% | 13 |
| MED TECH SERVICES OF PALM BEACH INC | | 13 | | | 13 |
| NORTHERN WESTCHESTER HOSPITAL LABORATORY | | 11 | 2 | 15% | 13 |
| NIGHT OWL PEDIATRICS URGENT CARE | | | 13 | 100% | 13 |
| URGENT MEDICAL CENTER INC | | 5 | 8 | 62% | 13 |
| BAYA URGENT CARE LLC | | 1 | 12 | 92% | 13 |
| CLINICAL LABORATORY SERVICES | | | 13 | 100% | 13 |
| BROOKDALE DELAND | | | 13 | 100% | 13 |
| INNOVATIVE RESEARCH OF WEST FLORIDA | | 10 | 3 | 23% | 13 |
| WORLD WRESTLING ENTERTAINMENT | | | 13 | 100% | 13 |
| BELLEVUE HOSPITAL CENTER DEPARTMENT | | 13 | | | 13 |
| LUCID DIAGNOSTICS LABS | | | 13 | 100% | 13 |
| PREMIER LABORATORY SERVICES, LLC | | 5 | 8 | 62% | 13 |
| MEDEXPRESS URGENT CARE- MARYLAND | | 12 | 1 | 8% | 13 |
| Hackensack Umc Mountainside | | 12 | 1 | 8% | 13 |
| VALDOSTA FAMILY MEDICINE | | 1 | 12 | 92% | 13 |
| CVS MINUTE CLINIC DIAGNOSTIC OF TN #6044 | | 11 | 2 | 15% | 13 |
| VRL EUROFINs - HAWAII | | 13 | | | 13 |
| PROHEALTH CARE ASSOCIATES MOBILE | | 10 | 3 | 23% | 13 |
| FIRST CHOICE PEDIATRICS WINTER SPRINGS | | 11 | 2 | 15% | 13 |
| PHELPS HOSPITAL LABORATORY | | 11 | 2 | 15% | 13 |
| COVANCE CENTRAL LABORATORY | | | 13 | 100% | 13 |
| PARKWEST MEDICAL CENTER | | 11 | 2 | 15% | 13 |
| FAMILY PRACTICE ON THE GO | | 6 | 7 | 54% | 13 |
| DYNAMIC DNA LAB | | 1 | 12 | 92% | 13 |
| ACCESS HOME HEALTH OF FLORIDA LLC | | 13 | | | 13 |
| LEE COMMUNITY HEALTHCARE INC NORTH FORT MYERS | | 13 | | | 13 |
| ARNOT OGDEN MEDICAL CENTER LABORATORY | | 13 | | | 13 |
| MINUTECLINIC DIAGNOSTIC OF TN, PC 6438 | | 11 | 2 | 15% | 13 |
| CORNER OAK ESTATE LLC | | 13 | | | 13 |
| LIFE'S SPECIAL MOMENTS INC | | 13 | | | 13 |
| BAPTIST PRIMARY CARE PONTE VEDRA | | 7 | 6 | 46% | 13 |

COVID-19: testing by laboratory

Data through Mar 19, 2021 verified as of Mar 20, 2021 at 09:25 AM

Data in this report are provisional and subject to change.

The numbers in the table below represent the number of Florida and non-Florida residents for whom test results were received by the Department of Health. A person can be tested by more than one laboratory and can have both positive and negative results. **Therefore, the sum of the numbers in each column will be larger than the total number of people tested.**

| Reporting lab | Inconclusive | Negative | Positive | Percent positive | Total |
|--|--------------|----------|----------|------------------|-------|
| LAKELAND REGIONAL HEALTH GRASSLANDS | | 12 | 1 | 8% | 13 |
| ROCKLEDGE | | 3 | 10 | 77% | 13 |
| LEE COMMUNITY HEALTHCARE INC CAPE CORAL | | 13 | | | 13 |
| MC DIAGNOSTIC OF CONNECTICUT PC #459 | | 12 | | | 12 |
| MEDEXPRESS URGENT CARE - CHRISTIANBURG | | 8 | 4 | 33% | 12 |
| VERITAS RESEARCH CORP | | | 12 | 100% | 12 |
| MEDEXPRESS URGENT CARE-ALTOONA | | 10 | 2 | 17% | 12 |
| MINUTECLINIC, LLC #1586 | | 10 | 2 | 17% | 12 |
| SOMA MEDICAL CENTER, P.A. | | | 12 | 100% | 12 |
| FLORIDA DEPT OF HEALTH | | 4 | 8 | 67% | 12 |
| FAMILY MEDICINE AT HUNTERS CREEK | | 12 | | | 12 |
| BROWARD DIALYSIS | | | 12 | 100% | 12 |
| IREPERTOIRE_MOL_LAB | | 12 | | | 12 |
| GULF COAST MEDICAL GROUP | | 5 | 7 | 58% | 12 |
| ORLANDO ORTHOPAEDIC OUTPATIENT SURGERY CENTER | | 8 | 4 | 33% | 12 |
| MONTEFIORE NYACK HOSPITAL AFFILIATED LABORATORY | | 11 | 1 | 8% | 12 |
| FLORIDA DEPARTMENT OF HEALTH WASHINGTON COUNTY | | 7 | 5 | 42% | 12 |
| SEWALLS POINT PHARMACY INC | | 11 | 1 | 8% | 12 |
| BAPTIST HEALTH | | | 12 | 100% | 12 |
| FHCP-PORT ORANGE | | 3 | 9 | 75% | 12 |
| METHODIST MEDICAL CENTER | | 9 | 3 | 25% | 12 |
| CARE FAST MURABELLA | | 7 | 5 | 42% | 12 |
| ADVENT HEALTH MEDICAL GROUP FAMILY AND INTERNAL MEDICINE AT AVALON PAR | | 11 | 1 | 8% | 12 |
| GEORGE W FERGUSON MD-CONCIERGE MEDICAL SERVICES PL | | 11 | 1 | 8% | 12 |
| APPLE DIAGNOSTICS LAB | | 5 | 7 | 58% | 12 |
| CARROLL GARDENS URGENT CARE | | 12 | | | 12 |
| CVS NC2357POCT HUNTERSVILLE | | 10 | 2 | 17% | 12 |
| MC DIAGNOSTIC OF CONNECTICUT, PC # 257 | | 11 | 1 | 8% | 12 |
| SUWANNEE COUNTY JAIL | | 11 | 1 | 8% | 12 |
| NAPLES GREEN VILLAGE | | 12 | | | 12 |
| FAMILY MEDICINE AT LONGWOOD | | | 12 | 100% | 12 |
| VA MEDICAL CENTER | | | 12 | 100% | 12 |
| GLEN OAKS HEALTH AND REHABILITATION CENTER | | | 12 | 100% | 12 |
| SENIOR HOME CARE INC | | 12 | | | 12 |
| WOODLAND TOWERS | | 6 | 6 | 50% | 12 |
| CVS MINUTE CLINIC, LLC | | 10 | 2 | 17% | 12 |
| MINUTE CLINIC DIAGNOSTIC OF TEXAS, LLC | | 12 | | | 12 |
| GRAND VILLA OF MELBOURNE | | 10 | 2 | 17% | 12 |
| SUMMIT ATLANTIC SURGERY CENTER | | 12 | | | 12 |
| MI2297090CV HOLLAND-23D2189684 | | 12 | | | 12 |
| MINUTE CLINIC DIAGNOSTIC OF SOUTH CAROLINA | | 9 | 3 | 25% | 12 |
| CVS TX8321POCT MCKINNEY | | 12 | | | 12 |
| MERCY MEDICAL CENTER | | 5 | 7 | 58% | 12 |
| ORMOND MEDICAL ARTS | | 3 | 9 | 75% | 12 |
| FAST PACE MEDICAL CLINIC PLLC | | 10 | 2 | 17% | 12 |
| LAB UNKNOWN | | 1 | 11 | 92% | 12 |
| LADY LAKE SPECIALTY CARE | | | 12 | 100% | 12 |

COVID-19: testing by laboratory

Data through Mar 19, 2021 verified as of Mar 20, 2021 at 09:25 AM

Data in this report are provisional and subject to change.

The numbers in the table below represent the number of Florida and non-Florida residents for whom test results were received by the Department of Health. A person can be tested by more than one laboratory and can have both positive and negative results. **Therefore, the sum of the numbers in each column will be larger than the total number of people tested.**

| Reporting lab | Inconclusive | Negative | Positive | Percent positive | Total |
|---|--------------|----------|----------|------------------|-------|
| LIFE CARE OF PORT SAINT LUCIE | | 3 | 9 | 75% | 12 |
| MERIDIAN AT WATERWAYS, THE | | 10 | 2 | 17% | 12 |
| ACADIAN DIAGNOSTIC LABORATORIES | | 8 | 4 | 33% | 12 |
| AVENTURA HOSPITAL AND MEDICAL CENTER | | | 12 | 100% | 12 |
| CVS NC4165POCT BREVARD | | 6 | 6 | 50% | 12 |
| MEDEXPRESS URGENT CARE - MONROE | | 12 | | | 12 |
| CVS NY491POCT JACKSON HEIGHTS | | 12 | | | 12 |
| GAMMA DIAGNOSTIC LAB LLC | | | 12 | 100% | 12 |
| AVALON FAMILY RESORT ASSISTED LIVING LLC | | 12 | | | 12 |
| SEBRING PEDIATRICS LLC | | | 12 | 100% | 12 |
| TMH PHYSICIAN PARTNERS - MONTICELLO | | 10 | 2 | 17% | 12 |
| CULINARY INSTITUTE OF AMERICA STUDENT | 3 | 9 | | | 12 |
| LEHIGH VALLEY HOSPITAL | | 3 | 9 | 75% | 12 |
| VILLA HEALTH NH LLC | | 10 | 2 | 17% | 12 |
| RED MOUNTAIN DIAGNOSTICS | | 12 | | | 12 |
| PRIMECARE AT PORT ORANGE | | | 12 | 100% | 12 |
| BROOKDALE CITRUS | | | 12 | 100% | 12 |
| MEDLABS DIAGNOSTICS | | 10 | 2 | 17% | 12 |
| DELIVER MY MEDS CORP | | 12 | | | 12 |
| URGENT CARE OF NEW YORK | | 12 | | | 12 |
| THE PLAZA AT PARKSQUARE | | 12 | | | 12 |
| ADVENTHEALTH MEDICAL GROUP CARE CLINIC AT | | 8 | 4 | 33% | 12 |
| LEON CHD | | 12 | | | 12 |
| ST PETER'S UNIVERSITY HOSPITAL | | 9 | 3 | 25% | 12 |
| PANCARE HEALTH - WEWA ELEMENTARY | | | 12 | 100% | 12 |
| MIRACLE ALF INC | | 12 | | | 12 |
| ADVENTIST HEALTH SYSTEM | | 11 | 1 | 8% | 12 |
| COLLIER COUNTY HEALTH DEPT. | | 7 | 5 | 42% | 12 |
| RUSSELL MEDICAL CENTER | | 11 | 1 | 8% | 12 |
| DEPARTMENT OF PUBLIC HEALTH | | 12 | | | 12 |
| CVS NC187POCT CHARLOTTE | | 11 | 1 | 8% | 12 |
| MINUTECLINIC DIAGNOSTIC OF TN, PC 4992 | | 12 | | | 12 |
| OHIO STATE UNIVERSITY MEDICAL CENTER | | | 12 | 100% | 12 |
| WELLMED AT PORT ST LUCIE WEST | | 8 | 4 | 33% | 12 |
| SAMARITAN MEDICAL CENTER | | 12 | | | 12 |
| HAVEN HOSPICE | | | 12 | 100% | 12 |
| WINTER PARK CARE AND REHABILITATION | | | 11 | 100% | 11 |
| IGENEX INC | | 11 | | | 11 |
| PALM BEACH PATHOLOGY | | 9 | 2 | 18% | 11 |
| VIRTUA WEST JERSEY HOSPITAL VOORHEES | | 9 | 2 | 18% | 11 |
| TROPICANA | | 5 | 6 | 55% | 11 |
| MHHS All Lab Subsection | | 11 | | | 11 |
| ACCENTCARE | | 11 | | | 11 |
| NORTH OKALOOSA PHYSICIAN GROUP | | 10 | 1 | 9% | 11 |
| TELEVISIT PALM BAY FAMILY PRACTICE | | 9 | 2 | 18% | 11 |
| EVIVIA | | 11 | | | 11 |
| MEYER PEDIATRICS CHTD | | 11 | | | 11 |

COVID-19: testing by laboratory

Data through Mar 19, 2021 verified as of Mar 20, 2021 at 09:25 AM

Data in this report are provisional and subject to change.

The numbers in the table below represent the number of Florida and non-Florida residents for whom test results were received by the Department of Health. A person can be tested by more than one laboratory and can have both positive and negative results. **Therefore, the sum of the numbers in each column will be larger than the total number of people tested.**

| Reporting lab | Inconclusive | Negative | Positive | Percent positive | Total |
|--|--------------|----------|----------|------------------|-------|
| VIBRANT AMERICA | | 9 | 2 | 18% | 11 |
| JOHNS HOPKINS MEDICAL LABORATORIES | | 1 | 10 | 91% | 11 |
| CVS CA9165POCT SAN DIEGO | | 11 | | | 11 |
| THE TERRACE OF SAINT CLOUD | | 9 | 2 | 18% | 11 |
| LPG PRIMARY CARE AT CAPE CORAL PARKWAY | | 10 | 1 | 9% | 11 |
| J AND J VISTAKON EMPLOYEE HEALTH CENTER | | 10 | 1 | 9% | 11 |
| URGENT TEAM MANAGEMENT OF TENNESSEE | | 10 | 1 | 9% | 11 |
| CLEVELAND TENNESSEE HOSPITAL COMPANY | | 10 | 1 | 9% | 11 |
| WATSON HEALTHCARE | | 8 | 3 | 27% | 11 |
| LANE PEDIATRICS PA | | 1 | 10 | 91% | 11 |
| MINUTECLINIC, LLC #244 | | 10 | 1 | 9% | 11 |
| ELITE HOME HEALTH SERVICES | | 11 | | | 11 |
| St Joseph's Hospital & Medical Center | | 10 | 1 | 9% | 11 |
| APPALACHIAN REGIONAL HEALTHCARE SYSTEM | | 10 | 1 | 9% | 11 |
| CVS MINUTE CLINIC DIAGNOSTIC OF VIRGINIA | | 11 | | | 11 |
| MINUTECLINIC DIAGNOSTIC OF NEW MEXICO | | 11 | | | 11 |
| CARLOS PORTU MD, PLLC | | | 11 | 100% | 11 |
| CONSULATE HEALTH CARE OF PENSACOLA | | | 11 | 100% | 11 |
| WELLMED AT SOUTH PARSONS | | 9 | 2 | 18% | 11 |
| 45TH 1 | | 11 | | | 11 |
| ASSOCIATES MD CYPRESS CREEK | | | 11 | 100% | 11 |
| ALPHA PHARMACY | | 8 | 3 | 27% | 11 |
| MINUTE CLINIC LLC #5733 | | 11 | | | 11 |
| CARENOW URGENT CARE-HERMITAGE | | 7 | 4 | 36% | 11 |
| GENESIS | | 7 | 4 | 36% | 11 |
| KINGS BAY PEDIATRICS LLC | | 7 | 4 | 36% | 11 |
| NIGHT LITE PEDIATRICS CENTER, LLC | | 1 | 10 | 91% | 11 |
| ADVENTIST HEALTH SYSTEM FLORIDA DEPT OF HEALTH | | 7 | 4 | 36% | 11 |
| JOHN W NORRIS III MD PA | 1 | | 10 | 91% | 11 |
| MINUTECLINIC DIAGNOSTIC OF PA, LLC (1036) | | 9 | 2 | 18% | 11 |
| DOC PAM PA | | 10 | 1 | 9% | 11 |
| MINUTECLINIC LLC (1435) | | 10 | 1 | 9% | 11 |
| ILLINOIS DEPT OF PUBLIC HEALTH LAB - SPRINGFIELD | | | 11 | 100% | 11 |
| CREATIVE TESTING SOLUTIONS | | 4 | 7 | 64% | 11 |
| Solaris Healthcare Pensacola | | | 11 | 100% | 11 |
| ALCOVE ASSISTED LIVING FACILITY | | 11 | | | 11 |
| LONGWOOD PEDIATRICS LLC | | | 11 | 100% | 11 |
| PRIME MEDICAL CARE, LLC | | 11 | | | 11 |
| DMH STEINHATCHEE FAMILY MEDICINE | | 8 | 3 | 27% | 11 |
| REDMED CLINIC OF ARLINGTON | | 10 | 1 | 9% | 11 |
| MAIMONIDES MEDICAL CENTER | | 8 | 3 | 27% | 11 |
| CARINGTON MANOR | | 11 | | | 11 |
| GUIDEWELL EMERGENCY MEDICINE DOCTORS LLC #33 | | 6 | 5 | 45% | 11 |
| ANYLABTEST NOW | | 4 | 7 | 64% | 11 |
| MINUTECLINIC DIAGNOSTIC OF ILLINOIS LL | | 9 | 2 | 18% | 11 |
| UMHC/SYLVESTER AT KENDALL | | 1 | 10 | 91% | 11 |
| MEDEXPRESS URGENT CARE MONACA | | 11 | | | 11 |

COVID-19: testing by laboratory

Data through Mar 19, 2021 verified as of Mar 20, 2021 at 09:25 AM

Data in this report are provisional and subject to change.

The numbers in the table below represent the number of Florida and non-Florida residents for whom test results were received by the Department of Health. A person can be tested by more than one laboratory and can have both positive and negative results. **Therefore, the sum of the numbers in each column will be larger than the total number of people tested.**

| Reporting lab | Inconclusive | Negative | Positive | Percent positive | Total |
|--|--------------|----------|----------|------------------|-------|
| DHMD | | 11 | | | 11 |
| MOUNT DORA PEDIATRICS | | 9 | 2 | 18% | 11 |
| MINUTECLINIC, LLC #4507 | | 10 | 1 | 9% | 11 |
| GENOPTIX MEDICAL LABORATORY | | 10 | 1 | 9% | 11 |
| MINUTECLINIC DIAGNOSTIC OF TN PC #6415 | | 10 | 1 | 9% | 11 |
| PRIMECARE ACQUISITION FAMILY PRACTICE INC | | 11 | | | 11 |
| BRONSON FIRE DEPARTMENT | | 11 | | | 11 |
| CARENOW URGENT CARE-DONELSON | | 8 | 3 | 27% | 11 |
| ORANGE PARK PEDIATRIC ASSOCIATES | | 1 | 10 | 91% | 11 |
| MINUTECLINIC INCORPORATE, LLC | | 9 | 2 | 18% | 11 |
| MINUTECLINIC DIAGNOSTIC OF NORTH CAROLINA, PC | | 10 | 1 | 9% | 11 |
| BIOTECH CLINICAL LABORATORIES, INC. | | 1 | 10 | 91% | 11 |
| UNIVERSITY CENTRA CARE | | 10 | 1 | 9% | 11 |
| WANTAGH URGENT CARE | | 8 | 3 | 27% | 11 |
| AIM LABORATORIES | | | 11 | 100% | 11 |
| HNL LAB MEDICINE | | 8 | 3 | 27% | 11 |
| BRIDGE DIAGNOSTICS | | | 11 | 100% | 11 |
| GRAND VILLA OF DELRAY EAST | | 11 | | | 11 |
| PINELLAS COUNTY HEALTH DEPARTMENT | | 2 | 9 | 82% | 11 |
| HEALTH NETWORK LABORATORIES | | 7 | 4 | 36% | 11 |
| MEDICAL CENTER AFFILIATES WEST PALM | | | 11 | 100% | 11 |
| MINUTECLINIC DIAGNOSTIC OF SC, LLC #2 | | 10 | 1 | 9% | 11 |
| FLORIDA HOSPITAL PHYSICIAN GROUP | | 3 | 8 | 73% | 11 |
| VITAS HEALTH INC | | 5 | 6 | 55% | 11 |
| LPG PRIMARY CARE AT MATTHEW DRIVE | | 11 | | | 11 |
| PHYSICIANS REGIONAL MEDICAL CTR - COLLIER BLVD | | | 11 | 100% | 11 |
| ATMORE NURSING CENTER | | 10 | 1 | 9% | 11 |
| AZALEA HEALTH | | 2 | 9 | 82% | 11 |
| SEMORAN FAMILY HEALTH LLC | | 10 | 1 | 9% | 11 |
| Rosewood Healthcare and Rehabilitation Center | | 5 | 6 | 55% | 11 |
| St. Annes Nursing Center, St. Annes Residence, Inc. | | 11 | | | 11 |
| CROSSROADS URGENT CARE, PLLC | | 11 | | | 11 |
| MEDEX REGIONAL LABORATORIES LLC | | 1 | 9 | 90% | 10 |
| ARBORS OF GULF BREEZE, THE | | 8 | 2 | 20% | 10 |
| PRORENATA LABS | | 2 | 8 | 80% | 10 |
| HAWTHORNE INN OF LAKELAND | | 10 | | | 10 |
| MOLECULAR PATHOLOGY LABORATORY | | | 10 | 100% | 10 |
| URGENT CARE CENTER AT PINNACLE | | 4 | 6 | 60% | 10 |
| HIGH TOWER ALF LLC | | 9 | 1 | 10% | 10 |
| COLLIER HMA PHYSICIAN MANAGEMENT, LLC | | 2 | 8 | 80% | 10 |
| MAINSTREET FAMILY CARE | | | 10 | 100% | 10 |
| MINUTECLINIC, LLC #1492 | | 10 | | | 10 |
| BAYONET POINT HOSPITAL | | | 10 | 100% | 10 |
| NEW JERSEY DEPARTMENT OF HEALTH COMMUNICABLE DISEASE SERVICE | | 3 | 7 | 70% | 10 |
| AFC URGENT CARE - CEDAR GROVE | | 10 | | | 10 |
| HCR MANORCARE | | 10 | | | 10 |
| FLEMING ISLAND CENTER FOR CLINICAL RESEARCH | | 10 | | | 10 |

COVID-19: testing by laboratory

Data through Mar 19, 2021 verified as of Mar 20, 2021 at 09:25 AM

Data in this report are provisional and subject to change.

The numbers in the table below represent the number of Florida and non-Florida residents for whom test results were received by the Department of Health. A person can be tested by more than one laboratory and can have both positive and negative results. **Therefore, the sum of the numbers in each column will be larger than the total number of people tested.**

| Reporting lab | Inconclusive | Negative | Positive | Percent positive | Total |
|---|--------------|----------|----------|------------------|-------|
| CVS PA6902POCT BRYN MAWR | | 8 | 2 | 20% | 10 |
| HIRAM COLLEGE HEALTH CENTER (ABBOTT) | | 10 | | | 10 |
| MEDEXPRESS URGENT CARE PARKERSBURG | | 8 | 2 | 20% | 10 |
| SAVANNAH MANOR ASSISTED LIVING COMMUNITY | | | 10 | 100% | 10 |
| MEDEXPRESS URGENT CARE - BENTON HARBOR | | 10 | | | 10 |
| Signature Healthcare of Savannah | | 10 | | | 10 |
| SAMARITAN HOSPITAL LABORATORY | | 9 | 1 | 10% | 10 |
| RHODE ISLAND DEPARTMENT OF HEALTH | | | 10 | 100% | 10 |
| VENICE GREEN VILLAGE | | 3 | 7 | 70% | 10 |
| GRACE COMMUNITY PHARMACY | | | 10 | 100% | 10 |
| SUPERIOR RESIDENCES OF CLERMONT | | 2 | 8 | 80% | 10 |
| METHODIST HOSPITAL | | | 10 | 100% | 10 |
| MEDEXPRESS URGENT CARE - BEECH GROVE | | 9 | 1 | 10% | 10 |
| BROOKDALE PANAMA CITY | | 9 | 1 | 10% | 10 |
| MEDEXPRESS URGENT CARE - PANTOPS | | 9 | 1 | 10% | 10 |
| West Gate Village, LLC | | 10 | | | 10 |
| WESTPAC LABS INC | 1 | | 9 | 90% | 10 |
| Avalon Healthcare and Rehabilitation Center | | | 10 | 100% | 10 |
| MOSOLF PEDIATRICS | | | 10 | 100% | 10 |
| Westchester General Hospital | | | 10 | 100% | 10 |
| ISLAND COAST PEDIATRICS IN-HOUSE LAB | | 10 | | | 10 |
| KEY TRAINING CENTER | | | 10 | 100% | 10 |
| PBC PREMIER FAMILY HEALTH | | | 10 | 100% | 10 |
| VETERNANS ADMINISTRATION | | | 10 | 100% | 10 |
| MONROE COUNTY HOSPITAL | | 7 | 3 | 30% | 10 |
| URGENT CARE & FAMILY PRACTICE CENTER | | | 10 | 100% | 10 |
| CVS MINUTE CLINIC DIAGNOSTIC PA #3060 | | 9 | 1 | 10% | 10 |
| PEPIN ACADEMIES-PASCO | | 10 | | | 10 |
| ORLANDO MEDICAL CENTER PL | | 1 | 9 | 90% | 10 |
| RICHMOND UNIVERSITY MEDICAL CENTER | | 8 | 2 | 20% | 10 |
| RPC@HODGES | | 2 | 8 | 80% | 10 |
| MEDEXPRESS URGENT CARE-KATY | | 7 | 3 | 30% | 10 |
| AHMG SURGICAL SPECIALIST | | 10 | | | 10 |
| KEY WEST URGENT CARE, INC | | 3 | 7 | 70% | 10 |
| MINUTECLINIC DIAGNOSTIC OF OKLAHOMA | | 8 | 2 | 20% | 10 |
| MISSOURI DEPARTMENT OF HEALTH AND SENIOR SERVICES | | | 10 | 100% | 10 |
| EMERGENCY MEDICAL CENTER | | 4 | 6 | 60% | 10 |
| NORTON HEALTHCARE | | | 10 | 100% | 10 |
| INTEGRATED FAMILY MEDICAL CENTER | | | 10 | 100% | 10 |
| ST JOSEPH WOMENS HOSPITAL | | | 10 | 100% | 10 |
| ST MARYS MEDICAL CENTER | | | 10 | 100% | 10 |
| ACCESS PHARMACY | | 10 | | | 10 |
| NEMOURS CHILDREN'S URGENT | | | 10 | 100% | 10 |
| VITALANT | | 1 | 9 | 90% | 10 |
| CENTRAL JERSEY URGENT CARE OF EATONTOW | | 9 | 1 | 10% | 10 |
| CBC LAB | | 3 | 7 | 70% | 10 |
| MC DIAGNOSTIC OF CONNECTICUT, PC #1966 | | 10 | | | 10 |

COVID-19: testing by laboratory

Data through Mar 19, 2021 verified as of Mar 20, 2021 at 09:25 AM

Data in this report are provisional and subject to change.

The numbers in the table below represent the number of Florida and non-Florida residents for whom test results were received by the Department of Health. A person can be tested by more than one laboratory and can have both positive and negative results. **Therefore, the sum of the numbers in each column will be larger than the total number of people tested.**

| Reporting lab | Inconclusive | Negative | Positive | Percent positive | Total |
|---|--------------|----------|----------|------------------|-------|
| LAKE NONA MEDICAL SERVICES | | 3 | 7 | 70% | 10 |
| VASCONCELLO COHEN MD PA | | 9 | 1 | 10% | 10 |
| MEDEXPRESS URGENT CARE - SALEM | | 6 | 4 | 40% | 10 |
| VIGILINT HEALTHCARE | | 8 | 2 | 20% | 10 |
| BAYSIDE LABORATORIES INC | | 10 | | | 10 |
| TINA'S ASSISTED LIVING FACILITY CORP | | 10 | | | 10 |
| PHASE2 LABS | 2 | 6 | 2 | 20% | 10 |
| MEDEXPRESS URGENT CARE - WINCHESTER GATEWAY | | 8 | 2 | 20% | 10 |
| BELLE GLADES HEALTH CLINIC | | | 10 | 100% | 10 |
| MEDICAL LABORATORY DIAGNOSTICS | | | 10 | 100% | 10 |
| LAKE BALDWIN CBOC | | 9 | 1 | 10% | 10 |
| BEAUMONT LABORATORY | | | 10 | 100% | 10 |
| MINUTE CLINIC LLC #2775 | | 9 | 1 | 10% | 10 |
| ALACHUA | | | 10 | 100% | 10 |
| CARENOW URGENT CARE - EAST NASHVILLE | | 8 | 2 | 20% | 10 |
| TENNESSEE DEPARTMENT OF HEALTH (TDH) - CENTRAL LABORATORY | | 2 | 8 | 80% | 10 |
| CORONA PATHOLOGY | | 10 | | | 10 |
| MINUTECLINIC, LLC, DBA MINUTECLINIC #2 | | 9 | 1 | 10% | 10 |
| Maury Regional Hospital | | 6 | 4 | 40% | 10 |
| BROWARD HEALTH CARE | | | 10 | 100% | 10 |
| COMMUNITY HEALTH CENTER | | 2 | 8 | 80% | 10 |
| KIDSVILLE PEDIATRICS | | | 10 | 100% | 10 |
| CVS MINUTE CLINIC DIAGNOSTIC OF TEXAS,LLC | | 8 | 2 | 20% | 10 |
| DES PLAINES CLINICAL LAB | | 3 | 7 | 70% | 10 |
| PALM BEACH CDH - DELRAY BEACH | | | 10 | 100% | 10 |
| NATURE COAST REGIONAL MEDICAL CENTER | | 1 | 9 | 90% | 10 |
| PANCARE HEALTH - VERNON ELEMENTARY | | | 10 | 100% | 10 |
| GRAND AVE PHARMACY | | 1 | 9 | 90% | 10 |
| FAMILY HEALTH CENTER AT PORT ST JOHN | | 4 | 6 | 60% | 10 |
| THE MARY IMOGENE BASSETT HOSPITAL | | 10 | | | 10 |
| LAKE CO SCHOOLS EMPLOYEE HEALTH & WELLNESS CENTER | 1 | 7 | 2 | 20% | 10 |
| ALABAMA DEPARTMENT OF PUBLIC HEALTH | | 1 | 9 | 90% | 10 |
| LUXOR SCIENTIFIC LLC | | 1 | 9 | 90% | 10 |
| PLYMOUTH HARBOR INCORPORATED | | 9 | 1 | 10% | 10 |
| CHILDREN'S HEALTHCARE OF ATLANTA/EGLESTON | | 10 | | | 10 |
| ONEIDA HEALTHCARE CENTER | | 8 | 2 | 20% | 10 |
| GLADES COUNTY DETENTION CENTER | | 1 | 9 | 90% | 10 |
| NEW YORK PRESBYTERIAN - LOWER MANHATTAN | | 10 | | | 10 |
| BOCA RATON REGIONAL HOSPITAL LAB | | | 10 | 100% | 10 |
| AMERICAN HOUSE FORT MYERS | | 10 | | | 10 |
| PERSONAL PEDIATRICS PA | | 7 | 3 | 30% | 10 |
| MEDI-DRUG INC | | 9 | 1 | 10% | 10 |
| MEDEXPRESS URGENT CARE CHARLESTON | | 6 | 4 | 40% | 10 |
| NOT INDICATED | | 1 | 9 | 90% | 10 |
| CLAYMED OF NORTH FLORIDA | | | 9 | 100% | 9 |
| PEDIATRIC HEALTH CARE ALLIANCE | | | 9 | 100% | 9 |
| CHILDREN'S HEALTH CENTER INC. | | 7 | 2 | 22% | 9 |

COVID-19: testing by laboratory

Data through Mar 19, 2021 verified as of Mar 20, 2021 at 09:25 AM

Data in this report are provisional and subject to change.

The numbers in the table below represent the number of Florida and non-Florida residents for whom test results were received by the Department of Health. A person can be tested by more than one laboratory and can have both positive and negative results. **Therefore, the sum of the numbers in each column will be larger than the total number of people tested.**

| Reporting lab | Inconclusive | Negative | Positive | Percent positive | Total |
|---|--------------|----------|----------|------------------|-------|
| RIVERVIEW REGIONAL MEDICAL CENTER | | 7 | 2 | 22% | 9 |
| ENCOMPASS HOME HEALTH OF THE SOUTHEAST LLC□ | | 9 | | | 9 |
| ANY LAB TEST NOW INC | | | 9 | 100% | 9 |
| NASCAR EVENT MANAGEMENT, LLC | | 9 | | | 9 |
| UHEALTH UNIVERSITY OF MIAMI | | | 9 | 100% | 9 |
| ALLIANCE HEALTH AND REHABILITATION CENTER | | 9 | | | 9 |
| NIGHT LITE PEDIATRICS CENTER | | 1 | 8 | 89% | 9 |
| ST JUDE LABORATORIES | | 7 | 2 | 22% | 9 |
| PENSACOLA CLUSTER | | | 9 | 100% | 9 |
| MINUTE CLINIC LLC #1448 | | 8 | 1 | 11% | 9 |
| LAKE NONA MEDICAL SERVICE LLC | | 9 | | | 9 |
| COLLIER BLVD HMA PHYSICIAN MANAGEMENT,, LLC | | | 9 | 100% | 9 |
| WINDSOR OF GAINESVILLE | | 9 | | | 9 |
| MEDEXPRESS URGENT CARE-LATROBE | | 9 | | | 9 |
| INSPIRED LIVING AT PALM BAY | | 7 | 2 | 22% | 9 |
| LEE PHYSICIAN GROUP COLLEGE POINT | | 9 | | | 9 |
| CVS TN5601POCT LENOIR CITY | | 9 | | | 9 |
| WESTCHESTER GENERAL HOSPITAL BLOOD GAS LAB | | | 9 | 100% | 9 |
| WADSWORTH CENTER - DAVID AXELROD INSTITUTE | | 8 | 1 | 11% | 9 |
| FAMILY PRACTICE OF DAVIE INC | | | 9 | 100% | 9 |
| CVS PHARMACY NO 274 | | 9 | | | 9 |
| MAGNOLIA MANOR | | | 9 | 100% | 9 |
| CARENOW URGENT CARE-MT JULIET | | 8 | 1 | 11% | 9 |
| MINUTECLINIC DIAGNOSTIC OF TN PC #5671 | | 5 | 4 | 44% | 9 |
| CVS MINUTE CLINIC DIAGNOSTIC OF TEXAS, LLC | | 9 | | | 9 |
| MINUTECLINIC, LLC, MINUTECLINIC #7637 | | 7 | 2 | 22% | 9 |
| PINELLAS PARK FIRE DEPARTMENT | | 9 | | | 9 |
| WINTER PARK INTERNAL MEDICINE MD PA | | 7 | 2 | 22% | 9 |
| WESTERN NEW YORK IMMEDIATE MEDICAL CAR | | 9 | | | 9 |
| GRAND VILLA OF PALM COAST | | 9 | | | 9 |
| CVS MINUTE CLINIC DIAG OF IND, LLC #6549 | | 9 | | | 9 |
| NEW HAMPSHIRE DEPARTMENT OF HEALTH AND HUMAN SERVICES | | 3 | 6 | 67% | 9 |
| ENCORE AT BOCA RATON, THE | | | 9 | 100% | 9 |
| GOOD SAMARITAN MEDICAL CENTER | | | 9 | 100% | 9 |
| CVS MINUTE CLINIC DIAGNOSTIC OF TN #3293 | | 9 | | | 9 |
| BAYFRONT HEALTH ST PETERSBURG | | 8 | 1 | 11% | 9 |
| CVS MO8590POCT KANSAS CITY | | 5 | 4 | 44% | 9 |
| VETERANS AFFAIRS MEDICAL CENTER - OUTPATIENT | | | 9 | 100% | 9 |
| MINUTE CLINIC DIAGNOSTIC OF SC, LLC #42 | | 8 | 1 | 11% | 9 |
| CVS TX10016POCT PRINCETON | | 9 | | | 9 |
| CHEMISYS LABORATORIES | | 1 | 8 | 89% | 9 |
| PALM BAY URGENT CARE PL | | 1 | 8 | 89% | 9 |
| NEMOURS CHILDREN'S PRIMARY CARE VERO BEACH | | | 9 | 100% | 9 |
| CITY OF SANFORD EMPLOYEE HEALTH AND | | 9 | | | 9 |
| MINUTE CLINIC DIAGNOSTIC OF TN PC #64 | | 9 | | | 9 |
| MINUTECLINIC DIAGNOSTIC OF TN PC #242 | | 6 | 3 | 33% | 9 |
| MINUTECLINIC, LLC #4682 | | 5 | 4 | 44% | 9 |

COVID-19: testing by laboratory

Data through Mar 19, 2021 verified as of Mar 20, 2021 at 09:25 AM

Data in this report are provisional and subject to change.

The numbers in the table below represent the number of Florida and non-Florida residents for whom test results were received by the Department of Health. A person can be tested by more than one laboratory and can have both positive and negative results. **Therefore, the sum of the numbers in each column will be larger than the total number of people tested.**

| Reporting lab | Inconclusive | Negative | Positive | Percent positive | Total |
|--|--------------|----------|----------|------------------|-------|
| MINUTECLINIC DIAGNOSTICS OF IND, LLC | | 9 | | | 9 |
| REMISE OCCUPATIONAL HEALTH SOLUTIONS INC | | | 9 | 100% | 9 |
| ADVENTHEALTH MEDICAL GROUP PEDIATRIC & ADOLESCENT | | 8 | 1 | 11% | 9 |
| MD NOW MEDICAL CENTERS, INC. | | 7 | 2 | 22% | 9 |
| MINUTECLINIC, LLC #1470 | | 9 | | | 9 |
| ILLINOIS DEPARTMENT OF PUBLIC HEALTH | | 1 | 8 | 89% | 9 |
| ASSOCIATES IN MEDICINE | | 7 | 2 | 22% | 9 |
| FLORIDA HOSPITAL WINTER PARK | | 7 | 2 | 22% | 9 |
| ST CLOUD COMPOUNDING PHARMACY & WELLNESS CENTER | | 8 | 1 | 11% | 9 |
| CITY OF LAKE MARY EMPLOYEE HEALTH CENTER | | 7 | 2 | 22% | 9 |
| BUENA VIDA ESTATES | | | 9 | 100% | 9 |
| MINUTECLINIC DIAGNOSTIC OF MINNESOTA | | 9 | | | 9 |
| NORTHSHORE UNIVERSITY HEALTHSYSTEM EVANSTON HOSPITAL LAB | | | 9 | 100% | 9 |
| MINUTECLINIC, LLC, DBA MINUTECLINIC #6106 | | 7 | 2 | 22% | 9 |
| MINUTE-CLINIC DIAGNOSTIC OF VIRGINIA, LLC | | 9 | | | 9 |
| PREMIUM HEALTH CARE | | | 9 | 100% | 9 |
| LIFELINK TISSUE BANK D/B/A LIFELINK TISSUE BANK | | 8 | 1 | 11% | 9 |
| NORTHWEST FLORIDA COMMUNITY HOSPITAL LABORATORY | | 8 | 1 | 11% | 9 |
| SOMA MEDICAL CENTER PA #4 | | | 9 | 100% | 9 |
| OPTUM SILVER LAKES | | | 9 | 100% | 9 |
| LAKEVIEW HEALTH SYSTEMS | | | 9 | 100% | 9 |
| PUTNAM FAMILY CARE INC | | 3 | 6 | 67% | 9 |
| BRENNITY AT VERO BEACH, THE | | | 9 | 100% | 9 |
| DYNAMIC HEALTH CENTERS INC | | 5 | 4 | 44% | 9 |
| MINUTECLINIC DIAGNOSTIC OF NEW JERSEY, LLC # 7069 | | 9 | | | 9 |
| MOBILE RESPONSE DIAGNOSTICS LLC | | 8 | 1 | 11% | 9 |
| CVS NJ617POCT CEDAR GROVE | | 8 | 1 | 11% | 9 |
| ROSECASTLE | | | 9 | 100% | 9 |
| OUR HOME AT BEACON HILL | | | 9 | 100% | 9 |
| Fouraker Hills Rehab and Nursing | | | 9 | 100% | 9 |
| NITIN BAWA PROFESSIONAL ASSOCIATES | | | 9 | 100% | 9 |
| ROSEMONT GARDENS INC | | 9 | | | 9 |
| MIDMICHIGAN MEDICAL CENTER | | | 9 | 100% | 9 |
| ST VINCENT'S ST CLAIR | | 6 | 3 | 33% | 9 |
| PATEL MEDICAL VENTURES | | 8 | 1 | 11% | 9 |
| IMMUNOGENOMICS LLC | | 6 | 3 | 33% | 9 |
| LOREY ALF | | 9 | | | 9 |
| MINUTECLINIC DIAGNOSTIC OF VIRGINIA, LLC #1416 | | 8 | 1 | 11% | 9 |
| MINUTECLINIC #8760 | | 9 | | | 9 |
| JOHNS HOPKINS ALL CHILDRENS | | | 9 | 100% | 9 |
| DR PHILLIPS MEDICAL WELLNESS CENTER | | 9 | | | 9 |
| BERRYHILL MANOR | | 9 | | | 9 |
| Consulate Health Care of Brandon | | 7 | 2 | 22% | 9 |
| FLORIDA CENTER FOR DERMATOLOGY LABORATORY | | | 9 | 100% | 9 |
| MINUTE CLINIC INCORPORATE | | 9 | | | 9 |
| UNIVERSITY MEDICAL CENTER | | 8 | 1 | 11% | 9 |
| CVS MINUTE CLINIC DIAGNOSTIC | | 8 | 1 | 11% | 9 |

COVID-19: testing by laboratory

Data through Mar 19, 2021 verified as of Mar 20, 2021 at 09:25 AM

Data in this report are provisional and subject to change.

The numbers in the table below represent the number of Florida and non-Florida residents for whom test results were received by the Department of Health. A person can be tested by more than one laboratory and can have both positive and negative results. **Therefore, the sum of the numbers in each column will be larger than the total number of people tested.**

| Reporting lab | Inconclusive | Negative | Positive | Percent positive | Total |
|--|--------------|----------|----------|------------------|-------|
| LAWRENCE TECHNOLOGICAL UNIVERSITY | | 9 | | | 9 |
| ORLANDO HEALTH PHYSICIAN ASSOCIATES | | 4 | 5 | 56% | 9 |
| VILLAGE PLACE HEALTH AND REHAB | | 9 | | | 9 |
| PRECISION GENETICS | | | 9 | 100% | 9 |
| GCPM MANUAL MICROBIOLOGY | | 1 | 8 | 89% | 9 |
| UNIVERSITY HOSPITALS OF CLEVELAND | | 5 | 4 | 44% | 9 |
| FLORIDA MENTOR | | 7 | 2 | 22% | 9 |
| UF HEALTH | | 1 | 8 | 89% | 9 |
| OMNI | | | 9 | 100% | 9 |
| MEDEXPRESS URGENT CARE - SWANSEA, N ILLINOIS ST | | 8 | 1 | 11% | 9 |
| Manor Care of Dunedin | | 6 | 3 | 33% | 9 |
| DAVID LAWRENCE CENTER INC | | 7 | 2 | 22% | 9 |
| MICHIGAN DEPARTMENT OF COMMUNITY HEALTH | | 1 | 8 | 89% | 9 |
| MINUTE-CLINIC DIAGNOSTIC OF VIRGINIA, LLC #2003 | | 6 | 3 | 33% | 9 |
| WINDSOR OF SAN PABLO, THE | | 6 | 3 | 33% | 9 |
| CVS SC7556POCT WEST COLUMBIA | | 9 | | | 9 |
| MINUTECLINIC DIAGNOSTIC OF NORTH CAROLINA PC #5341 | | 6 | 3 | 33% | 9 |
| CARENOW URGENT CARE-GREEN HILLS | | 9 | | | 9 |
| UCARE | | | 9 | 100% | 9 |
| CVS HEALTH MINUTE CLINIC | | 1 | 7 | 88% | 8 |
| LPG PRIMARY CARE AT COLONIAL CENTER DRIVE | | 7 | 1 | 13% | 8 |
| CVS MINUTE CLINIC, LLC #22 | | 7 | 1 | 13% | 8 |
| VENICE REGIONAL MEDICAL CENTER | | | 8 | 100% | 8 |
| CAPRONA GROUP HOME | | 2 | 6 | 75% | 8 |
| MEDEXPRESS URGENT CARE - WASHINGTON | | 6 | 2 | 25% | 8 |
| SELECT PHYSICIANS ALLIANCE PL | | 8 | | | 8 |
| INTERNAL MEDICINE ASSOCIATES OF JACKSON HOSPITAL | | | 8 | 100% | 8 |
| GENEUS DIAGNOSTICS | | | 8 | 100% | 8 |
| MINUTECLINIC DIAGNOSTIC OF TN PC #240 | | 7 | 1 | 13% | 8 |
| JACKSON CLINIC PA,THE | | 4 | 4 | 50% | 8 |
| SUNCREST OMNI | | 8 | | | 8 |
| MED & CO INVESTMENT LLC | | 7 | 1 | 13% | 8 |
| MEDEXPRESS ELKINS | | 8 | | | 8 |
| CURATIVE | | 1 | 7 | 88% | 8 |
| PALMS WEST HOSPITAL | | | 8 | 100% | 8 |
| ARCHBOLD MEMORIAL HOSPITAL/LAB | | 3 | 5 | 63% | 8 |
| MEDEXPRESS URGENT CARE - BATTLE CREEK | | 5 | 3 | 38% | 8 |
| HEALTHMARK REGIONAL HOSPITAL LAB | | 4 | 4 | 50% | 8 |
| MEDEXPRESS URGENT CARE - FORT WORTH S | | 7 | 1 | 13% | 8 |
| OKLAHOMA STATE DEPARTMENT OF HEALTH-PUBLIC HEALTH LABORATORY | | | 8 | 100% | 8 |
| ST LUKES ROOSEVELT LABORATORY | | 7 | 1 | 13% | 8 |
| DIAGNOSTIC CLINIC | | 7 | 1 | 13% | 8 |
| ST CLOUD PHYSICIAN MANAGMENT LLC | | 7 | 1 | 13% | 8 |
| CARDIOTHORACIC SURGERY OF HYDE PARK | | | 8 | 100% | 8 |
| BENSONHURST URGENT CARE | | 8 | | | 8 |
| GOLISANO CHILDREN'S HOSPITAL OF SOUTHWEST FLORIDA | | 6 | 2 | 25% | 8 |
| MINUTECLINIC DIAGNOSTIC OF TN PC #386 | | 7 | 1 | 13% | 8 |

COVID-19: testing by laboratory

Data through Mar 19, 2021 verified as of Mar 20, 2021 at 09:25 AM

Data in this report are provisional and subject to change.

The numbers in the table below represent the number of Florida and non-Florida residents for whom test results were received by the Department of Health. A person can be tested by more than one laboratory and can have both positive and negative results. **Therefore, the sum of the numbers in each column will be larger than the total number of people tested.**

| Reporting lab | Inconclusive | Negative | Positive | Percent positive | Total |
|--|--------------|----------|----------|------------------|-------|
| JX REF LAB | | | 8 | 100% | 8 |
| ST VINCENT'S CHILTON | | 6 | 2 | 25% | 8 |
| MIAMI COMPREHENSIVE MEDICINE GROUP PA | | 4 | 4 | 50% | 8 |
| CVS MINUTE CLINIC DIAGNOSTIC OF NEW JERSEY | | 8 | | | 8 |
| Nashville Central Laboratory | | 8 | | | 8 |
| MINUTE CLINIC DIAGNOSTIC OF MICHIGAN PC | | 8 | | | 8 |
| PASSPORT HEALTH | | | 8 | 100% | 8 |
| CVS PA1671POCT LANCASTER | | 8 | | | 8 |
| SYLVESTER AT PLANTATION LABORATORY | | 7 | 1 | 13% | 8 |
| MINUTECLINIC DIAGNOSTIC OF VIRGINIA | | 8 | | | 8 |
| SOUTHEASTERN PEDIATRIC ASSOCIATES | | | 8 | 100% | 8 |
| ST CHARLES HOSPITAL LABORATORY | | 8 | | | 8 |
| HEALTHPARK MEDICAL CTR NURSING SVC | | 8 | | | 8 |
| CAREPOINT CLINIC | | 5 | 3 | 38% | 8 |
| CVS HEALTH, #2043 | | 8 | | | 8 |
| CVS NC3319POCT CHARLOTTE | | 6 | 2 | 25% | 8 |
| BLOOMING GARDENS OF CARE INC | | 8 | | | 8 |
| HOLY NAME MEDICAL CENTER | 1 | 6 | 1 | 13% | 8 |
| MINUTE CLINIC LLC #5706 | | 7 | 1 | 13% | 8 |
| WALGREEN #6538 | | 8 | | | 8 |
| FLORIDA HEART AND VASCULAR MULTISPECIALTY GROUP | | 8 | | | 8 |
| THE WOLFF CENTER FOR CHILD & ADOLESCENT HEALTH | | | 8 | 100% | 8 |
| THOMAS JEFFERSON UNIVERSITY HOSPITAL | | 4 | 4 | 50% | 8 |
| ROBERT WOOD JOHNSON HOSPITAL | | 7 | 1 | 13% | 8 |
| MEDEXPRESS URGENT CARE - TARENTUM | | 6 | 2 | 25% | 8 |
| MINUTECLINIC DIAG OF IND, LLC #2387 | | 7 | 1 | 13% | 8 |
| BEAUMONT EMERGENCY CENTER | | | 8 | 100% | 8 |
| SUMTER COUNTY HEALTH DEPARTMENT | | 3 | 5 | 63% | 8 |
| BAPTIST OUTPATIENT | | | 8 | 100% | 8 |
| SURGOINSVILLE PHARMACY | | 8 | | | 8 |
| MINUTE CLINIC LLC #10203 | | 6 | 2 | 25% | 8 |
| ADVANCED RESEARCH FOR HEALTH IMPROVEMENT | | 6 | 2 | 25% | 8 |
| MID-HUDSON VALLEY DIVISION OF WESTCHESTER MEDICAL | | 8 | | | 8 |
| WHITE SANDS OUTPATIENT SERVICES (WSOP SERVICES LLC | | 8 | | | 8 |
| MINUTECLINIC DIAGNOSTIC OF OHIO #7790 | | 6 | 2 | 25% | 8 |
| GENE STREET LABORATORIES, LLC | | 6 | 2 | 25% | 8 |
| FHPG_EXP CARE W HILLSBOROUGH | | | 8 | 100% | 8 |
| LEMOYNE COLLEGE WELLNESS CENTER FOR | | 8 | | | 8 |
| PACIFICA SUNRISE☐ | | | 8 | 100% | 8 |
| PUTNAM COUNTY EMERGENCY RESCUE SERVICE | | 5 | 3 | 38% | 8 |
| CLEARWATER PEDIATRIC CARE | | 1 | 7 | 88% | 8 |
| DOCTOR'S IN-HOUSE LAB/COMMUNITY HEALTH CENTERS OF PINELLAS – CLEARWATE | | | 8 | 100% | 8 |
| BIOTECH PHARMACEUTICAL GROUP LLC | | | 8 | 100% | 8 |
| CAYUGA COUNTY HEALTH DEPARTMENT | | 7 | 1 | 13% | 8 |
| JOHN T MATHER MEMORIAL HOSPITAL LABORATORY | | 7 | 1 | 13% | 8 |
| MAGNOLIA PEDIATRICS GROUP LLC | | | 8 | 100% | 8 |
| NEOGENOMICS LABORATORIES, INC | | 8 | | | 8 |

COVID-19: testing by laboratory

Data through Mar 19, 2021 verified as of Mar 20, 2021 at 09:25 AM

Data in this report are provisional and subject to change.

The numbers in the table below represent the number of Florida and non-Florida residents for whom test results were received by the Department of Health. A person can be tested by more than one laboratory and can have both positive and negative results. **Therefore, the sum of the numbers in each column will be larger than the total number of people tested.**

| Reporting lab | Inconclusive | Negative | Positive | Percent positive | Total |
|--|--------------|----------|----------|------------------|-------|
| CARE ATC - CITY OF BOYNTON BEACH | 1 | 2 | 5 | 63% | 8 |
| VAIL VALLEY MEDICAL CENTER | | | 8 | 100% | 8 |
| TAMPA URGENT CARE | | | 8 | 100% | 8 |
| MINUTE CLINIC LLC # 2033 | | 7 | 1 | 13% | 8 |
| MONTEFIORE MEDICAL CENTER LABORATORIES - NORTH | | 8 | | | 8 |
| ATLANTIC CONSOLIDATED LABORATORY | | 8 | | | 8 |
| MEDEXPRESS URGENT CARE - CLARKSBURG | | 7 | 1 | 13% | 8 |
| STPET | | 6 | 2 | 25% | 8 |
| MEDEXPRESS URGENT CARE, BUTLER | | 5 | 3 | 38% | 8 |
| FLORIDA KEYS CONCIERGE MEDICINE, LLC | | 6 | 2 | 25% | 8 |
| FOUNTAINVIEW BY FIVE STAR QUALITY CARE | | 7 | 1 | 13% | 8 |
| ORMOND BEACH CENTRA CARE | | | 8 | 100% | 8 |
| MC DIAGNOSTIC OF CONNECTICUT, PC #1043 | | 8 | | | 8 |
| NORTHSIDE HOSPITAL | | 2 | 6 | 75% | 8 |
| MINUTECLINIC DIAGNOSTIC OF NEW JERSEY, | | 7 | 1 | 13% | 8 |
| HUNTINGTON VILLAGE URGENT CARE | | 8 | | | 8 |
| LIFE CARE CITRUS COUNTY | | | 8 | 100% | 8 |
| ALLINA HEALTH - ABBOTT NORTHWESTERN HOSPITAL | | 5 | 3 | 38% | 8 |
| PALM BEACH COUNTY HEALTH DEPARTMENT LABORATORY | | | 8 | 100% | 8 |
| ST. PETERSBURG PEDIATRICS | | | 8 | 100% | 8 |
| FLORIDA CLINICAL LAB | | 1 | 7 | 88% | 8 |
| MINUTECLINIC, LLC #05038 | | 8 | | | 8 |
| ETHOS LABORATORIES | | 7 | 1 | 13% | 8 |
| TRUE HEALTH | | 5 | 3 | 38% | 8 |
| APEX HOME HEALTH CARE | | 7 | 1 | 13% | 8 |
| WATERFORD AT CREEKSIDE, THE | | | 8 | 100% | 8 |
| ST. JOSEPH HOSPITAL AND HEALTH CARE INC. | | | 8 | 100% | 8 |
| LAKE CONWAY URGENT CARE LLC | | 2 | 6 | 75% | 8 |
| NORTHSIDE HOSPITAL ATLANTA | | 3 | 5 | 63% | 8 |
| OSWEGO HOSPITAL LABORATORY | | 7 | 1 | 13% | 8 |
| JUPITER CLINIC | | | 8 | 100% | 8 |
| BARTON PARKER OD PC | | 8 | | | 8 |
| DORAL URGENT CARE | | | 8 | 100% | 8 |
| ALACHUA COUNTY HEALTH DEPARTMENT | | 1 | 7 | 88% | 8 |
| BLOOMINGDALE PEDIATRIC ASSOCIATES PA | | | 8 | 100% | 8 |
| ALBION COLLEGE (ABBOTT) | | 8 | | | 8 |
| DSI MANAGEMENT LLC | | 8 | | | 8 |
| MINUTECLINIC DIAG OF IND, LLC #6697 | | 8 | | | 8 |
| DOH JACKSONVILLE CENTRAL LABORATORY | | 3 | 5 | 63% | 8 |
| CVS NC5591POCT STATESVILLE | | 7 | 1 | 13% | 8 |
| DIXITKUMAR N MODI MD PA | | | 8 | 100% | 8 |
| DEPARTMENT OF HEALTH- CITRUS COUNTY | | 1 | 7 | 88% | 8 |
| MINUTECLINIC #2860 | | 6 | 2 | 25% | 8 |
| SOMA MEDICAL CENTER MD PA #7 PEDIATRICS | | | 8 | 100% | 8 |
| WALK-IN MEDICAL CARE | | | 8 | 100% | 8 |
| X-GENE MOLECULAR LABS | | 1 | 7 | 88% | 8 |
| HARBORCHASE OF DR PHILLIPS | | 7 | 1 | 13% | 8 |

COVID-19: testing by laboratory

Data through Mar 19, 2021 verified as of Mar 20, 2021 at 09:25 AM

Data in this report are provisional and subject to change.

The numbers in the table below represent the number of Florida and non-Florida residents for whom test results were received by the Department of Health. A person can be tested by more than one laboratory and can have both positive and negative results. **Therefore, the sum of the numbers in each column will be larger than the total number of people tested.**

| Reporting lab | Inconclusive | Negative | Positive | Percent positive | Total |
|--|--------------|----------|----------|------------------|-------|
| MEDICANA NURSING AND REHAB CENTER | | | 8 | 100% | 8 |
| DOTHAN PEDIATRIC CLINIC | | | 8 | 100% | 8 |
| IU HEALTH PATHOLOGY | | 1 | 7 | 88% | 8 |
| DOH-TAMPA BRANCH LABORATORY (MLK BLVD) | | 4 | 4 | 50% | 8 |
| LAB UNKNOWN | | 6 | 2 | 25% | 8 |
| ALLEGRO - TAMPA | 1 | 4 | 3 | 38% | 8 |
| CIAN DIAGNOSTICS | | | 8 | 100% | 8 |
| SEA LEVEL LABS | | | 8 | 100% | 8 |
| CONSULATE HEALTH CARE | | 7 | 1 | 13% | 8 |
| WILLIAMSBURGH CHAI CARE | | 7 | 1 | 13% | 8 |
| WELLIGENT | | 1 | 7 | 88% | 8 |
| INTERNAL MEDICINE AND AESTHETICS OF NAPLES LLC | | 8 | | | 8 |
| DOCTOR'S IN HOUSE LAB | | | 8 | 100% | 8 |
| CAN COMMUNITY HEALTH, INC | | 8 | | | 8 |
| Sunset Lake Health and Rehabilitation Center | | 8 | | | 8 |
| EXPRESS TEST | | | 8 | 100% | 8 |
| EXECUTIVE MEDICAL SERVICES | | 8 | | | 8 |
| UNIVERSITY OF MIAMI MILLER SCHOOL OF MEDICINE | | | 8 | 100% | 8 |
| FHCP-ORANGE CITY | | | 8 | 100% | 8 |
| NORTH PINELLAS CHILDRENS MEDICAL CENTER INC | | | 8 | 100% | 8 |
| CIGNA ONSITE HEALTH LLC | | 2 | 6 | 75% | 8 |
| KEYSTONE PLACE AT NAPLES PRESERVE | | 4 | 3 | 43% | 7 |
| MEDEXPRESS URGENT CARE - STATE COLLEGE | | 5 | 2 | 29% | 7 |
| MINUTE CLINIC LLC #4017 | | 7 | | | 7 |
| CRESTWOOD MEDICAL CENTER | | 5 | 2 | 29% | 7 |
| NORTHERN DUTCHESS HOSPITAL LABORATORY | | 5 | 2 | 29% | 7 |
| GRACE WELLNESS CENTER LLC | | 6 | 1 | 14% | 7 |
| MINUTECLINIC DIAGNOSTIC OF MAINE, LLC | | 5 | 2 | 29% | 7 |
| WALGREENS #10972 | 1 | 6 | | | 7 |
| MODMD LABORATORY | | 7 | | | 7 |
| HARMONIOUS HOME HEALTH, LLC | | 7 | | | 7 |
| ORLANDO ORTHOPAEDIC CENTER | | 5 | 2 | 29% | 7 |
| CVS TX7827POCT ROUND ROCK | | 7 | | | 7 |
| ST. CLOUD PHARMACY AND WELLNESS CENTER | | 3 | 4 | 57% | 7 |
| BRADENTON PHYSICIANS MEDICAL CENTER | | | 7 | 100% | 7 |
| UNIVERSITY OF WASHINGTON MEDICAL CENTER | | | 7 | 100% | 7 |
| VENICE REGIONAL BAYFRONT HEALTH | | | 7 | 100% | 7 |
| GILCHRIST COUNTY FIRE DEPARTMENT | | 4 | 3 | 43% | 7 |
| MEDEXPRESS URGENT CARE - STAUNTON | | 3 | 4 | 57% | 7 |
| LAWTON CHILES HEALTH CENTER | | 1 | 6 | 86% | 7 |
| EL PARAISO HOME INC | | 7 | | | 7 |
| LEE MEMORIAL HEALTH SYSTEM D/B/A | | 5 | 2 | 29% | 7 |
| BETH ISRAEL MEDICAL CENTER LABS | | 7 | | | 7 |
| OPTUM PRIMARY CARE - FOUNTAIN OAKS | | 3 | 4 | 57% | 7 |
| KANSAS DEPARTMENT OF HEALTH | | 2 | 5 | 71% | 7 |
| MINUTECLINIC DIAG OF IND LLC #6998 | | 6 | 1 | 14% | 7 |
| MINUTECLINIC DIAGNOSTIC OF OHIO #3407 | | 6 | 1 | 14% | 7 |

COVID-19: testing by laboratory

Data through Mar 19, 2021 verified as of Mar 20, 2021 at 09:25 AM

Data in this report are provisional and subject to change.

The numbers in the table below represent the number of Florida and non-Florida residents for whom test results were received by the Department of Health. A person can be tested by more than one laboratory and can have both positive and negative results. **Therefore, the sum of the numbers in each column will be larger than the total number of people tested.**

| Reporting lab | Inconclusive | Negative | Positive | Percent positive | Total |
|--|--------------|----------|----------|------------------|-------|
| FLORIDA CANCER SPECIALISTS & RESEARCH INSTITUTE | | 6 | 1 | 14% | 7 |
| Florida Clinical Laboratory | | 1 | 6 | 86% | 7 |
| Lenox on the Lake | | | 7 | 100% | 7 |
| CVS OH2543POCT CANFIELD | | 5 | 2 | 29% | 7 |
| MINUTECLINIC DIAGNOSTIC OF ILLINOIS | | 6 | 1 | 14% | 7 |
| TREASURE COAST URGENT & FAMILY CARE | | | 7 | 100% | 7 |
| WINKLER COURT☐ | | 6 | 1 | 14% | 7 |
| QUE | | 4 | 3 | 43% | 7 |
| MINUTE CLINIC OF KANSAS PA | | 3 | 4 | 57% | 7 |
| PANCARE HEALTH - HOSFORD SCHOOL | | | 7 | 100% | 7 |
| COMMUNITY MEDICAL AND DENTAL CARE INC | | 7 | | | 7 |
| HEALTH CARE LABORATORY SERVICES | | 1 | 6 | 86% | 7 |
| BROOKDALE LAKE ORIENTA | | | 7 | 100% | 7 |
| LAKE PEDIATRICS | | | 7 | 100% | 7 |
| GENTRY PARK ORLANDO ASSISTED LIVING | | 6 | 1 | 14% | 7 |
| LONG ISLAND JEWISH FOREST HILLS HOSPITAL | | 7 | | | 7 |
| FLORIDA DIGESTIVE AND LIVER SPECIALIST | | 7 | | | 7 |
| MEDEXPRESS URGENT CARE - CULPEPER | | 7 | | | 7 |
| PEDIATRICS URGENT CARE, LLC | | | 7 | 100% | 7 |
| LEE COUNTY HEALTH DEPARTMENT | | 4 | 3 | 43% | 7 |
| MINUTECLINIC DIAGNOSTIC OF TN, PC 6304 | | 5 | 2 | 29% | 7 |
| SCHOOL OF PHARMACY AND PHARMACEUTICAL | | 7 | | | 7 |
| LYNMOORE,THE | | 7 | | | 7 |
| DOTHAN WEST FAMILY MEDICINE | | 5 | 2 | 29% | 7 |
| MEDEXPRESS URGENT CARE-DUBOIS | | 7 | | | 7 |
| VICTORIAN MANOR | | 2 | 5 | 71% | 7 |
| IRL MARKET LAB | | | 7 | 100% | 7 |
| AVON PARK PEDIATRICS | | | 7 | 100% | 7 |
| MANATEE PEDIATRICS | | | 7 | 100% | 7 |
| CVS MINUTE CLINIC DIAG OF IND LLC #5206 | | 6 | 1 | 14% | 7 |
| GOLDMAN SACHS HEALTH CENTER | 1 | 6 | | | 7 |
| SOUTH FLORIDA ENT ASSOCIATES, INC | | | 7 | 100% | 7 |
| CVS MINUTE CLINIC DIAGNOSTIC MED GRP OF SAN | | 5 | 2 | 29% | 7 |
| EASTERN FLORIDA STATE COLLEGE - PALM BAY CAMPUS☐ | | | 7 | 100% | 7 |
| ABBEY MANOR RETIREMENT RESIDENCE INC | | 7 | | | 7 |
| YAZJI PEDIATRIC CARE LLC DBA TUKA PEDIATRICS | | | 7 | 100% | 7 |
| MEDEXPRESS URGENT CARE - MIDLOTHIAN | | 6 | 1 | 14% | 7 |
| MEDEXPRESS URGENT CARE, JOHNSTOWN | | 6 | 1 | 14% | 7 |
| OCALA FAMILY MEDICAL CENTER | | 7 | | | 7 |
| Thermopolis Rehabilitation Wellness | | 7 | | | 7 |
| CVS CT1109POCT BETHEL | | 7 | | | 7 |
| MEDEXPRESS URGENT CARE MORGANTOWN | | 7 | | | 7 |
| MEDEXPRESS URGENT CARE-PETERS TWP | | 6 | 1 | 14% | 7 |
| KENDALL REGIONAL MEDICAL CNTR | | | 7 | 100% | 7 |
| BAYCARE MEDICAL GROUP | | 1 | 6 | 86% | 7 |
| MEDEXPRESS URGENT CARE - MAPLE DRIVE | | 7 | | | 7 |
| FHMG_FM AND IM AVALON PARK | | 2 | 5 | 71% | 7 |

COVID-19: testing by laboratory

Data through Mar 19, 2021 verified as of Mar 20, 2021 at 09:25 AM

Data in this report are provisional and subject to change.

The numbers in the table below represent the number of Florida and non-Florida residents for whom test results were received by the Department of Health. A person can be tested by more than one laboratory and can have both positive and negative results. **Therefore, the sum of the numbers in each column will be larger than the total number of people tested.**

| Reporting lab | Inconclusive | Negative | Positive | Percent positive | Total |
|---|--------------|----------|----------|------------------|-------|
| FLORIDA SCHOOL FOR THE DEAF AND THE BLIND | | | 7 | 100% | 7 |
| LONGWOOD FAMILY MEDICINE | | 1 | 6 | 86% | 7 |
| TRUE HEALTH DIAGNOSTICS | | 1 | 6 | 86% | 7 |
| HOLY GARDEN ALF, INC. | | 7 | | | 7 |
| GRAND VILLA OF SARASOTA | | 6 | 1 | 14% | 7 |
| BIRMINGHAM VAMC | | 3 | 4 | 57% | 7 |
| ELLIS HOSPITAL LABORATORY | | 6 | 1 | 14% | 7 |
| FLORIDA HOSPITAL KISSIMMEE | | 4 | 3 | 43% | 7 |
| MC DIAGNOSTIC OF CONNECTICUT , PC # 3 | | 5 | 2 | 29% | 7 |
| CARENOW URGENT CARE-MADISON | | 7 | | | 7 |
| NORTHDALE REHABILITATION CENTER | | | 7 | 100% | 7 |
| NORTH FLORIDA MEDICAL CENTERS INC | | 1 | 6 | 86% | 7 |
| JUPITER ISLAND PUBLIC SAFETY | | 5 | 2 | 29% | 7 |
| DALLAS COUNTY HEALTH AND HUMAN SERVICES | | | 7 | 100% | 7 |
| HEALTH AND WELLNESS CENTER | | 1 | 6 | 86% | 7 |
| FLORIDA HOSPITAL APOPKA | | 6 | 1 | 14% | 7 |
| WATAUGA MEDICAL CENTER | | 4 | 3 | 43% | 7 |
| PENN MEDICINE PRINCETON MEDICAL CENTER | | 6 | 1 | 14% | 7 |
| DOCTORS CLINICAL LABORATORY, INC | | 5 | 2 | 29% | 7 |
| CHAPTERS HEALTH HOSPICE | | 7 | | | 7 |
| MARQUESA MEDICAL | | 6 | 1 | 14% | 7 |
| MERCY HEALTH—MUSKEGON | | 6 | 1 | 14% | 7 |
| MINUTECLINIC DIAG OF IND LLC #8651 | | 6 | 1 | 14% | 7 |
| LEPE'S HOUSE | | | 7 | 100% | 7 |
| SUPERIOR RESIDENCES AT CALA HILLS | | 7 | | | 7 |
| MINUTECLINIC, LLC #03965 | | 7 | | | 7 |
| CLAY PRIMARY & FAMILY CARE LLC | | | 7 | 100% | 7 |
| LIZS ADULT CARE | | 7 | | | 7 |
| HEARTLAND PEDIATRICS OF LAKE PLACID | | | 7 | 100% | 7 |
| SUNRISE SENIOR LIVING OF JACKSONVILLE | | | 7 | 100% | 7 |
| CVS PHARMACY #8800 | | 5 | 2 | 29% | 7 |
| NEMOURS CHILDREN'S HOSPITAL | | | 7 | 100% | 7 |
| EMBRY-RIDDLE AERONAUTICAL UNIVERSITY HEALTH | | | 7 | 100% | 7 |
| PEDIATRICS IN BREVARD-COCOA BEACH | | 2 | 5 | 71% | 7 |
| MINUTECLINIC DIAGNOSTIC MED GRP OF CA | | 6 | 1 | 14% | 7 |
| SONORA QUEST LABORATORIES | | | 7 | 100% | 7 |
| MINUTECLINIC, DIAGNOSTIC OF TEXAS, LL | | 6 | 1 | 14% | 7 |
| ORLANDO FAMILY PHYSICIANS | | | 7 | 100% | 7 |
| MEDEXPRESS URGENT CARE - FAYETTEVILLE | | 5 | 2 | 29% | 7 |
| MINUTECLINIC, LLC #1796 | | 6 | 1 | 14% | 7 |
| RIVER OAKS TREATMENT CENTER | | | 7 | 100% | 7 |
| RELIANCE MEDICAL CENTER | | 5 | 2 | 29% | 7 |
| SARAH LAWRENCE COLLEGE HEALTH SERVICES | | 7 | | | 7 |
| ADVENT HEALTH APOPKA | | 3 | 4 | 57% | 7 |
| CVS TX7162POCT HOUSTON | | 7 | | | 7 |
| NYU WINTHROP HOSPITAL PATHOLOGY | | 7 | | | 7 |
| Ocoee Health Care Center | | 7 | | | 7 |

COVID-19: testing by laboratory

Data through Mar 19, 2021 verified as of Mar 20, 2021 at 09:25 AM

Data in this report are provisional and subject to change.

The numbers in the table below represent the number of Florida and non-Florida residents for whom test results were received by the Department of Health. A person can be tested by more than one laboratory and can have both positive and negative results. **Therefore, the sum of the numbers in each column will be larger than the total number of people tested.**

| Reporting lab | Inconclusive | Negative | Positive | Percent positive | Total |
|--|--------------|----------|----------|------------------|-------|
| MINUTECLINIC DIAGNOSTIC OF TN PC #643 | | 5 | 2 | 29% | 7 |
| CITY OF TALLAHASSEE | | 7 | | | 7 |
| CARENOW URGENT CARE-SOUTHLAKE | | | 7 | 100% | 7 |
| BOCA BIOLISTICS LLC | | | 7 | 100% | 7 |
| EP LTC PHARMACY | | 5 | 2 | 29% | 7 |
| WYOMING COUNTY COMMUNITY HOSPITAL LABORATORY | | 7 | | | 7 |
| NOVANT HEALTH INPATIENT CARE | | 2 | 5 | 71% | 7 |
| Parkside Villa | | 7 | | | 7 |
| VERMONT DEPARTMENT OF HEALTH | | 1 | 6 | 86% | 7 |
| PBC FOUND CARE INC | | | 7 | 100% | 7 |
| PERSONAL PHYSICIAN CARE PA | | | 7 | 100% | 7 |
| DOCTOR'S IN-HOUSE LAB/COMMUNITY HEALTH CENTERS OF PINELLAS -PINELLAS P | | | 7 | 100% | 7 |
| MINUTE CLINIC DIAGNOSTIC OF PENNSYLVANIA | | 7 | | | 7 |
| HEALTHY MINORS PEDIATRIC URGENT CARE | | 7 | | | 7 |
| ECLRS | | 2 | 5 | 71% | 7 |
| COMPASSION PEDIATRICS | | 3 | 4 | 57% | 7 |
| URGENT CARE OF LONGWOOD | | | 7 | 100% | 7 |
| SUPREME LABORATORY | | | 7 | 100% | 7 |
| PENINSULA CARE AND REHABILITATION CENTER | | | 7 | 100% | 7 |
| WELLMED AT BRANDON REGIONAL | | 5 | 2 | 29% | 7 |
| MINUTECLINIC DIAGNOSTIC OF NEVADA #87 | | 4 | 3 | 43% | 7 |
| GULF COAST PEDIATRICS OF SARASOTA PA | | 1 | 6 | 86% | 7 |
| DELAWARE DEPARTMENT OF HEATH | | 6 | 1 | 14% | 7 |
| PEDIATRICS OF CENTRAL FLORIDA | | 5 | 2 | 29% | 7 |
| PALM GARDEN OF SUN CITY | | | 7 | 100% | 7 |
| WILDLIGHT LAB | | | 7 | 100% | 7 |
| CARESOUTH HHA HOLDINGS OF TALLAHASSEE LLC | | 7 | | | 7 |
| ORLANDO FAMILY MEDICAL INC | | 7 | | | 7 |
| BALTIMORE CITY HEALTH DEPT COMMUNICABLE DISEASES AND EPIDEMIOLOGY | | | 7 | 100% | 7 |
| SOUTH COM HEALTH CLINIC, DEPT. OF THE ARMY | | 7 | | | 7 |
| Baptist Village Retirement Communities | | 7 | | | 7 |
| FAMILY MEDICINE MEDICAL DRIVE | | 7 | | | 7 |
| WHEELER LABORATORY | | 6 | 1 | 14% | 7 |
| MEDEXPRESS URGENT CARE - HOT SPRINGS | | 7 | | | 7 |
| WALGREENS #07936 | | 6 | 1 | 14% | 7 |
| MIAMI BEACH COMMUNITY HEALTH CENTER INC | | | 7 | 100% | 7 |
| Kroger 673 - The Little Clinic Dallas | | 5 | 1 | 17% | 6 |
| PANCARE HEALTH - ALTHA PUBLIC | | | 6 | 100% | 6 |
| MEDEXPRESS URGENT CARE - IRVING | | 6 | | | 6 |
| ASCENSION ST VINCENT'S CLAY COUNTY | | | 6 | 100% | 6 |
| CVS TX1104POCT ALLEN | | 6 | | | 6 |
| BROWARD COUNTY HEALTH DEPT. | | | 6 | 100% | 6 |
| URGENT TEAM - MUSCLE SHOALS | | 6 | | | 6 |
| BOCA VIPEDIATRICS | | | 6 | 100% | 6 |
| MEDEXPRESS URGENT CARE - BLUEFIELD | | 5 | 1 | 17% | 6 |
| GRACE REHABILITATION CENTER OF VERO BEACH | | 4 | 2 | 33% | 6 |
| AMERICAN EAGLE LEESBURG AL LLC DBA VISTA LAKE | | | 6 | 100% | 6 |

COVID-19: testing by laboratory

Data through Mar 19, 2021 verified as of Mar 20, 2021 at 09:25 AM

Data in this report are provisional and subject to change.

The numbers in the table below represent the number of Florida and non-Florida residents for whom test results were received by the Department of Health. A person can be tested by more than one laboratory and can have both positive and negative results. **Therefore, the sum of the numbers in each column will be larger than the total number of people tested.**

| Reporting lab | Inconclusive | Negative | Positive | Percent positive | Total |
|---|--------------|----------|----------|------------------|-------|
| ENIGMA DIAGNOSTIC, INC. | | | 6 | 100% | 6 |
| MINUTECLINIC DIAGNOSTIC OF KENTUCKY | | 6 | | | 6 |
| MEDICAL CENTER AT OCEAN REEF | | 1 | 5 | 83% | 6 |
| Rutgers Health Rwj University Hospital - Laboratory | | 3 | 3 | 50% | 6 |
| ENTRUST IMMEDIATE CARE | | | 6 | 100% | 6 |
| MINUTECLINIC MINUTECLINIC #4977 | | 4 | 2 | 33% | 6 |
| THE PALMS REHABILITATION AND HEALTHCARE CENTER | | 5 | 1 | 17% | 6 |
| TRANSPLANT GENOMICS INC (EUROFINS) | | 6 | | | 6 |
| CONCENTRA URGENT CARE | | 2 | 4 | 67% | 6 |
| THE CLINIC PREMISE HEALTH | | | 6 | 100% | 6 |
| BAYCARE ALLIANT HOSPITAL | | | 6 | 100% | 6 |
| CDRX INFUSION | | | 6 | 100% | 6 |
| CHILDREN'S HOSPITAL OF PHILADELPHIA | | 5 | 1 | 17% | 6 |
| MONROE COUNTY FIRE RESCUE | | 6 | | | 6 |
| ARLINGTON OF NAPLES INC, THE | | 6 | | | 6 |
| MEDEXPRESS URGENT CARE - MT LEBANON | | 4 | 2 | 33% | 6 |
| WOMENS CARE FLORIDA LLC | | 5 | 1 | 17% | 6 |
| CITIZENS BAPTIST MEDICAL CENTERS LAB | | 5 | 1 | 17% | 6 |
| FLEET LANDING | | | 6 | 100% | 6 |
| PRESBYTERIAN HOME | | 6 | | | 6 |
| MINUTECLINIC DIAGNOSTIC OF OHIO #4401 | | 6 | | | 6 |
| BENNETT PEDIATRICS | | 6 | | | 6 |
| CVS NC6402POCT DAVIDSON | | 4 | 2 | 33% | 6 |
| BETHESDA COMMUNITY HEALTH CENTER | | | 6 | 100% | 6 |
| PARTNERS PHARMACY OF FLORIDA LLC | | 6 | | | 6 |
| CVS NATIONAL HARBOR MD2297714CV | | 6 | | | 6 |
| FIRST COAST CARDIOVASCULAR INSTITUTE PA | | | 6 | 100% | 6 |
| PANCARE HEALTH - KATE SMITH ELEMENTARY | | 1 | 5 | 83% | 6 |
| PALMETTO HEALTH ALLIANCE | | 3 | 3 | 50% | 6 |
| MIAMI RESCUE MISSION CLINIC INC | | | 6 | 100% | 6 |
| SUFFRIDGE DRIVE GROUP HOME | | 6 | | | 6 |
| GUIDANCE / CARE CENTER, INC | | 6 | | | 6 |
| BAYSHORE POINTE NURSING AND REHAB CENTER | | | 6 | 100% | 6 |
| CVS DC1340POCT WASHINGTON | | 6 | | | 6 |
| ADVENTHEALTH CELEBRATION EMPLOYEE CLINIC | | 6 | | | 6 |
| NORTH FLORIDA PEDIATRICS JASPER | | | 6 | 100% | 6 |
| XPRESS URGENT CARE LLC | | 6 | | | 6 |
| VIERA PEDIATRICS | | 1 | 5 | 83% | 6 |
| CVS RI1717POCT 1 CVS DR | | | 6 | 100% | 6 |
| MINUTECLINIC DIAGNOSTIC OF SC, LLC #7 | | 4 | 2 | 33% | 6 |
| QHG OF ENTERPRISE INC (DBA MEDICAL CTR | | 6 | | | 6 |
| ANTHONY-BROWN PHARMACY | | 6 | | | 6 |
| TULLAHOMA HMA, LLC | | 5 | 1 | 17% | 6 |
| WIREGRASS MEDICAL CENTER | | | 6 | 100% | 6 |
| MEDEXPRESS URGENT CARE - GLENDALE | | 6 | | | 6 |
| PR HEALTH | | 1 | 5 | 83% | 6 |
| PLEASANTVILLE OF SEBASTIAN LLC | | | 6 | 100% | 6 |

COVID-19: testing by laboratory

Data through Mar 19, 2021 verified as of Mar 20, 2021 at 09:25 AM

Data in this report are provisional and subject to change.

The numbers in the table below represent the number of Florida and non-Florida residents for whom test results were received by the Department of Health. A person can be tested by more than one laboratory and can have both positive and negative results. **Therefore, the sum of the numbers in each column will be larger than the total number of people tested.**

| Reporting lab | Inconclusive | Negative | Positive | Percent positive | Total |
|--|--------------|----------|----------|------------------|-------|
| MD NOW MEDICAL CENTER | | | 6 | 100% | 6 |
| TIMBER CREEK PEDIATRICS | | 6 | | | 6 |
| SELECT PHYSICIANS ALLIANCE | | 6 | | | 6 |
| PATHGROUP LABS, LLC | | 4 | 2 | 33% | 6 |
| DEPT OF VA MEDICAL CENTER - RICHMOND | | 5 | 1 | 17% | 6 |
| MEDLAB INC | | 6 | | | 6 |
| PROGRESS PHARMACY INC | | 1 | 5 | 83% | 6 |
| SYNEXUS CLINICAL RESEARCH US INC | | 2 | 4 | 67% | 6 |
| SOUTHEASTERN DERMATOLOGY GROUP PA | | 5 | 1 | 17% | 6 |
| CAPITAL HEALTH PLAN LABORATORIES | | | 6 | 100% | 6 |
| Centrastate Medical Center | | 5 | 1 | 17% | 6 |
| DEPARTMENT OF HEALTH AND HUMAN SERVICES STATE OF NEW HAMPSHIRE | | | 6 | 100% | 6 |
| MINUTE CLINIC DIAG OF IND LLC #8674 | | 6 | | | 6 |
| MINUTE-CLINIC DIAGNOSTIC OF VIRGINIA, LLC #794 | | 5 | 1 | 17% | 6 |
| MEDEXPRESS URGENT CARE - PRINCETON | | 5 | 1 | 17% | 6 |
| UT SOUTHWESTERN MEDICAL CENTER | | | 6 | 100% | 6 |
| Northwell Lab | | 2 | 4 | 67% | 6 |
| PENN NURSING CENTER | | 6 | | | 6 |
| LEWIS COUNTY MANOR | | 6 | | | 6 |
| CAMELLIA AT DEERWOOD | | 2 | 4 | 67% | 6 |
| LISTENING DOCTOR PLLC, THE | | 1 | 5 | 83% | 6 |
| ST. LUCIE COUNTY HEALTH DEPARTMENT | | 4 | 2 | 33% | 6 |
| MERCY COLLEGE HEALTH OFFICE | | 6 | | | 6 |
| INTERVENTIONAL REHABILITATION OF SOUTH FLORIDA | | | 6 | 100% | 6 |
| MAXCARE CLINIC | | | 6 | 100% | 6 |
| HUNTERS CREEK PEDIATRICS | | 6 | | | 6 |
| PHYSICIANS URGENT CARE BERRY FARMS | | 4 | 2 | 33% | 6 |
| MEDEXPRESS URGENT CARE-PITTSFIELD | | 6 | | | 6 |
| SARASOTA MEDICAL CENTER | | | 6 | 100% | 6 |
| LUMADOC HEALTH | | 4 | 2 | 33% | 6 |
| UT MEMPHIS UNIVERSITY HEALTH SERVICES | | | 6 | 100% | 6 |
| GLEN FALLS HOSPITAL DEPARTMENT OF PATHOLOGY | | 6 | | | 6 |
| HOLLY HILL HOME INFUSION SERVICE | | 5 | 1 | 17% | 6 |
| SAINT PETER'S UNIVERSITY HOSPITAL | | 6 | | | 6 |
| MINUTECLINIC DIAGNOSTIC OF GEORGIA, LL | | 5 | 1 | 17% | 6 |
| COMPASSION PEDIATRIC URGENT CARE LLC | | 2 | 4 | 67% | 6 |
| MEDEXPRESS URGENT CARE-HERSHEY | | 5 | 1 | 17% | 6 |
| WG WINDSOR WOODS SH LLC | | 6 | | | 6 |
| PHYSICIANS FOR CHILDREN | | | 6 | 100% | 6 |
| CVS TX8351POCT BEAUMONT | | 6 | | | 6 |
| MINUTECLINIC MINUTECLINIC #8505 | | 4 | 2 | 33% | 6 |
| RANDOLPH DIABETES AND WELLNESS | | 5 | 1 | 17% | 6 |
| CLINICAL CARE ASSOCIATES | | | 6 | 100% | 6 |
| CVS IN6654POCT INDIANAPOLIS | | 5 | 1 | 17% | 6 |
| NORTHEAST ALABAMA REGIONAL MEDICAL CENTER | | 3 | 3 | 50% | 6 |
| MEDEXPRESS URGENT CARE - HUNTINGTON WE | | 6 | | | 6 |
| CITYMD | | 1 | 5 | 83% | 6 |

COVID-19: testing by laboratory

Data through Mar 19, 2021 verified as of Mar 20, 2021 at 09:25 AM

Data in this report are provisional and subject to change.

The numbers in the table below represent the number of Florida and non-Florida residents for whom test results were received by the Department of Health. A person can be tested by more than one laboratory and can have both positive and negative results. **Therefore, the sum of the numbers in each column will be larger than the total number of people tested.**

| Reporting lab | Inconclusive | Negative | Positive | Percent positive | Total |
|---|--------------|----------|----------|------------------|-------|
| PALM HARBOR DERMATOLOGY | | 4 | 2 | 33% | 6 |
| ALLEGRO FLEMING ISLAND | | 1 | 5 | 83% | 6 |
| THE WINDSOR OF OCALA | | 2 | 4 | 67% | 6 |
| MEDEXPRESS URGENT CARE - YORK | | 3 | 3 | 50% | 6 |
| CVS GA2147POCT KENNESAW | | 5 | 1 | 17% | 6 |
| LOUISIANA DEPT OF HEALTH | | | 6 | 100% | 6 |
| CVS TN7289POCT SIGNAL MOUNTAIN | | 6 | | | 6 |
| MINUTECLINIC DIANOSTIC OF VIRGINA, LL | | 5 | 1 | 17% | 6 |
| MARSHALL MEDICAL CENTER SOUTH LAB | | 5 | 1 | 17% | 6 |
| BROOKDALE CLERMONT | | | 6 | 100% | 6 |
| CAREWELL 301 - WARWICK | | | 6 | 100% | 6 |
| QUICK CARE MED WALK IN AND URGENT CARE | | | 6 | 100% | 6 |
| BROWARD TRANSITIONAL CENTER | | | 6 | 100% | 6 |
| SOUTHEAST GEORGIA HEALTH SYSTEM, INC D | | 6 | | | 6 |
| URGENT TEAM - HUNTSVILLE | | 5 | 1 | 17% | 6 |
| ALBANY MEDICAL CENTER | | 5 | 1 | 17% | 6 |
| NU WAVE MEDICAL CENTER | | | 6 | 100% | 6 |
| ARLINGTON OF NAPLES | | 6 | | | 6 |
| FLORIDA MEDICAL SPECIALISTS | | 2 | 4 | 67% | 6 |
| FAMILY CARE MEDICAL CENTER | | | 6 | 100% | 6 |
| CVS TX4397POCT CYPRESS | | 6 | | | 6 |
| CVS GA2108POCT NORCROSS | | 4 | 2 | 33% | 6 |
| MINUTECLINIC DIAGNOSTIC OF TN PC #442 | | 4 | 2 | 33% | 6 |
| UNILAB | | 2 | 4 | 67% | 6 |
| CAPE CORAL URGENT CARE | | 3 | 3 | 50% | 6 |
| AMERICAN HEALTH ASSOC. LABORATORY SOUTH | | 4 | 2 | 33% | 6 |
| ST CHARLES BEND LABORATORY | | 5 | 1 | 17% | 6 |
| SV DIAGNOSTIC LAB | | | 6 | 100% | 6 |
| DR. PHILLIPS MEDICAL WELLNESS CENTER | | 3 | 3 | 50% | 6 |
| CONCENTRA | | | 6 | 100% | 6 |
| MINUTECLINIC LLC #5041 | | 2 | 4 | 67% | 6 |
| LRHS Southeastern University | | 4 | 2 | 33% | 6 |
| LAKEVIEW TERRACE HOME HEALTH SERVICES LLC | | | 6 | 100% | 6 |
| ACCESS CARE MEDICAL GROUP LLC | | 2 | 4 | 67% | 6 |
| DOCTORS EXPRESS OF ST PETERSBURG | | | 6 | 100% | 6 |
| INTERNAL MEDICINE LIPID AND WELNNESS PRACTICE | | | 6 | 100% | 6 |
| CARESOUTH HHA HOLDINGS OF THE BAY AREA LLC□ | | 6 | | | 6 |
| FLORIDA PREMIER MEDICAL CARE PA | | | 6 | 100% | 6 |
| DANIEL M LIBBY MD PLLC | | 6 | | | 6 |
| MINUTE CLINIC, LLC #4650 | | 6 | | | 6 |
| GADSDEN COUNTY HEALTH DEPARTMENT | | | 6 | 100% | 6 |
| ALL CHILDREN'S HOSPITAL | | 1 | 5 | 83% | 6 |
| ELITE MD GROUP INC | | 2 | 4 | 67% | 6 |
| CVS CT1123POCT SOUTHBURY | | 6 | | | 6 |
| BNR PHARMACY INC | | 6 | | | 6 |
| MINUTECLINIC, LLC #03268 | | 5 | 1 | 17% | 6 |
| MEDEXPRESS URGENT CARE - RICHMOND, NINE MILE RD | | 5 | 1 | 17% | 6 |

COVID-19: testing by laboratory

Data through Mar 19, 2021 verified as of Mar 20, 2021 at 09:25 AM

Data in this report are provisional and subject to change.

The numbers in the table below represent the number of Florida and non-Florida residents for whom test results were received by the Department of Health. A person can be tested by more than one laboratory and can have both positive and negative results. **Therefore, the sum of the numbers in each column will be larger than the total number of people tested.**

| Reporting lab | Inconclusive | Negative | Positive | Percent positive | Total |
|---|--------------|----------|----------|------------------|-------|
| CVS M08556POCT KANSAS CITY | | 5 | 1 | 17% | 6 |
| UNILAB OF DADE INC | | | 6 | 100% | 6 |
| TERENCE B MITCHELL MD, INC | | 2 | 4 | 67% | 6 |
| MINUTE CLINIC LLC #6765 | | 6 | | | 6 |
| RIVER CITY PRIMARY AND URGENT CARE | | | 6 | 100% | 6 |
| PROHEALTH MED | | 1 | 5 | 83% | 6 |
| ATLANTIC COMMUNITY HIGH SCHOOL | | 5 | 1 | 17% | 6 |
| DIXIE COUNTY EMERGENCY SERVICES | | | 6 | 100% | 6 |
| PUBLIC HEALTH LAB | | 6 | | | 6 |
| MAXHEALTH | | 5 | 1 | 17% | 6 |
| SANDGATE GARDENS REHAB & NURSING CENTER | | 3 | 3 | 50% | 6 |
| CVS PA4077POCT BELLE VERNON | | 6 | | | 6 |
| GUTHRIE MEDICAL GROUP LABORATORIES | | 6 | | | 6 |
| Advanced Care Center | | | 6 | 100% | 6 |
| MEDEXPRESS URGENT CARE - ELM GROVE | | 5 | 1 | 17% | 6 |
| CVS OH3301POCT WOODMERE | | 6 | | | 6 |
| FLORIDA DEPARTMENT OF HEALTH IN MIAMI DADE COUNTY | | 5 | 1 | 17% | 6 |
| BETH ISRAEL DEACONESS MEDICAL CENTER | | | 6 | 100% | 6 |
| CVS NJ2815POCT E BRUNSWICK | | 4 | 2 | 33% | 6 |
| FRESENIUS KIDNEY CARE DUNEDIN | | | 6 | 100% | 6 |
| TEXAS MEDCLINIC | | | 6 | 100% | 6 |
| FLORIDA DEPARTMENT OF HEALTH IN SARASOTA COUNTY | | 5 | 1 | 17% | 6 |
| MEDEXPRESS URGENT CARE - HOLLINS | | 6 | | | 6 |
| URGENT CARE HOUSECALLS PA | | 5 | 1 | 17% | 6 |
| FAMILY TREE PRIMARY CARE | | 5 | 1 | 17% | 6 |
| JERSEY SHORE MEDICAL CENTER | | 6 | | | 6 |
| FLORIDA WOMAN CARE LABORATORY | | | 6 | 100% | 6 |
| CVS SC4286POCT EASLEY | | 2 | 4 | 67% | 6 |
| MINUTECLINIC DIAGNOSTIC OF VIRGINIA, LLC #255 | | 6 | | | 6 |
| CENTRAL FLORIDA PRIMARY CARE | | | 6 | 100% | 6 |
| IVY ROSEN MD PLLC | | 6 | | | 6 |
| ACM MEDICAL LABORATORY ALLIANCE | | 4 | 2 | 33% | 6 |
| AARK LABORATORY | | 6 | | | 6 |
| CURATIVE CARE CENTER INC | | 1 | 5 | 83% | 6 |
| CVS MD2956POCT NEW MARKET | | 5 | 1 | 17% | 6 |
| TERRACINA LLC | | 1 | 5 | 83% | 6 |
| TAMIAMI LAB MILLENIUM | | | 6 | 100% | 6 |
| SONATA VERO BEACH | | 5 | | | 5 |
| FRESENIUS MEDICAL CARE | | | 5 | 100% | 5 |
| NORTHEAST PEDIATRICS | | | 5 | 100% | 5 |
| AMERICAN MEDICAL RESPONSE - DENVER | | 2 | 3 | 60% | 5 |
| MEDICAL CENTER OF BLOUNTSTOWN | | | 5 | 100% | 5 |
| COMMONS AT ORLANDO LUTHERAN TOWERS SNF | | | 5 | 100% | 5 |
| CVS IL8751POCT CHICAGO | | 5 | | | 5 |
| ADVICE FOR OPTIMAL WELLNESS | | 2 | 3 | 60% | 5 |
| Enterprise Health and Rehabilitation Center | | 5 | | | 5 |
| DOCS URGENT CARE | | 1 | 4 | 80% | 5 |

COVID-19: testing by laboratory

Data through Mar 19, 2021 verified as of Mar 20, 2021 at 09:25 AM

Data in this report are provisional and subject to change.

The numbers in the table below represent the number of Florida and non-Florida residents for whom test results were received by the Department of Health. A person can be tested by more than one laboratory and can have both positive and negative results. **Therefore, the sum of the numbers in each column will be larger than the total number of people tested.**

| Reporting lab | Inconclusive | Negative | Positive | Percent positive | Total |
|---|--------------|----------|----------|------------------|-------|
| CVS PA233POCT NEWTOWN SQUARE | | 5 | | | 5 |
| MINUTECLINIC, LLC #1431 | | 4 | 1 | 20% | 5 |
| URGENT MED INC | | 3 | 2 | 40% | 5 |
| Life Care Center of Estero | | | 5 | 100% | 5 |
| WATERTOWN URGENT CARE PLLC | | 5 | | | 5 |
| FHPG FAMILY MEDICAL CENTER OF TAMPA BAY | | 1 | 4 | 80% | 5 |
| DOMINICAN COLLEGE STUDENT HEALTH CENTE | | 5 | | | 5 |
| VA Primary Care Clinic at Meharry | | 4 | 1 | 20% | 5 |
| CENTREX CLINICAL LABS INC | | 5 | | | 5 |
| COVID RAPID LABS | | | 5 | 100% | 5 |
| CVS MA2172POCT NORTH GRAFTON | | 5 | | | 5 |
| CVS NC3853POCT BURLINGTON | | 4 | 1 | 20% | 5 |
| CVS TX2263POCT SAN ANTONIO | | 5 | | | 5 |
| INFECTION CONTROL/ EMPHEALTH | | 3 | 2 | 40% | 5 |
| ATLANTIC SURGERY CENTER OF JACKSONVILLE BEACH | | 5 | | | 5 |
| MINUTE CLINIC DIAGNOSTIC OF VIRGINIA, LLC #7543 | | 5 | | | 5 |
| CVS OH6123POCT CINCINNATI | | 4 | 1 | 20% | 5 |
| LAKEVIEW HEALTHCARE SYSTEM LLC | | | 5 | 100% | 5 |
| FLORIDA PRIMARY CARE AND SPORTS MEDICINE INC | | 2 | 3 | 60% | 5 |
| MINUTECLINIC DIAGNOSTIC OF PENNSYLVANIA, LLD #1545 | | 5 | | | 5 |
| URGENT TEAM - NASHVILLE | | 5 | | | 5 |
| THE UNIVERSITY OF VERMONT MEDICAL CENTER | | 4 | 1 | 20% | 5 |
| CVS PA2582POCT SPRINGFIELD | | 3 | 2 | 40% | 5 |
| MINUTECLINIC DIAGNOSTIC OF KANSAS PA | | 5 | | | 5 |
| ADVENTHEALTH CAR CENTER APOPKA | | | 5 | 100% | 5 |
| NOVANT HEALTH UVA | | 2 | 3 | 60% | 5 |
| BIOTECH CLINICAL LABORATORY | | | 5 | 100% | 5 |
| TALLAHASSEE MEMORIAL HEALTHCARE | | | 5 | 100% | 5 |
| COLUMBIA MEMORIAL HOSPITAL LABORATORY | | 5 | | | 5 |
| ORLANDO FAMILY PHYSICIANS INC | | 1 | 4 | 80% | 5 |
| PEDIATRICS OF CENTRAL FLORIDA - POINCIANA | | 3 | 2 | 40% | 5 |
| NORTH SHORE HEMATOLOGY-ONCOLOGY ASSOCIATES, PC | | 5 | | | 5 |
| SUNSHINE STATE DIALYSIS | | | 5 | 100% | 5 |
| EASTCHESTER PEDIATRIC MEDICAL GROUP | | 5 | | | 5 |
| PM PEDIATRICS OF SELDEN | | 3 | 2 | 40% | 5 |
| SCIENCE CARE | | | 5 | 100% | 5 |
| PHYSICIANS IMMEDIATE CARE ELGIN | | | 5 | 100% | 5 |
| EAST BANK HOSPITAL - UNIVERSITY OF MINNESOTA MEDICAL CENTER | | | 5 | 100% | 5 |
| OCALA REGIONAL KIDNEY CENTER EAST | | 2 | 3 | 60% | 5 |
| MINUTECLINIC 7196 | | 4 | 1 | 20% | 5 |
| Kroger 449 - The Little Clinic Mountain Park | | 4 | 1 | 20% | 5 |
| BOROPARK URGENT CARE | | 4 | 1 | 20% | 5 |
| PEDIATRIC URGENT HEALTH CARE | | | 5 | 100% | 5 |
| NASSAU UNIVERSITY MEDICAL CENTER DEPT | | 4 | 1 | 20% | 5 |
| INNOVATIVE COVID-DIVERSEY | | | 5 | 100% | 5 |
| ADVANCED PEDIATRICS OF BOCA LLC | | | 5 | 100% | 5 |
| BAPTIST HEALTH - TOWN CENTER | | | 5 | 100% | 5 |

COVID-19: testing by laboratory

Data through Mar 19, 2021 verified as of Mar 20, 2021 at 09:25 AM

Data in this report are provisional and subject to change.

The numbers in the table below represent the number of Florida and non-Florida residents for whom test results were received by the Department of Health. A person can be tested by more than one laboratory and can have both positive and negative results. **Therefore, the sum of the numbers in each column will be larger than the total number of people tested.**

| Reporting lab | Inconclusive | Negative | Positive | Percent positive | Total |
|--|--------------|----------|----------|------------------|-------|
| OCCMED SOLUTIONS | | 2 | 3 | 60% | 5 |
| PATIENT FIRST - LEESBURG | | | 5 | 100% | 5 |
| SJH | | | 5 | 100% | 5 |
| MINUTECLINIC, LLC #09202 | | 4 | 1 | 20% | 5 |
| FLORIDA DEPARTMENT OF HEALTH - INVERNESS | | 3 | 2 | 40% | 5 |
| LIVING WATERS MEDICAL CENTER | | | 5 | 100% | 5 |
| CARENOW URGENT CARE - CENTRAL AUSTIN | | 1 | 4 | 80% | 5 |
| CVS OH3458POCT BEAVERCREEK | | 5 | | | 5 |
| MEDEXPRESS URGENT CARE - LOGAN | | 5 | | | 5 |
| FRANCES WARDE MEDICAL LABORATORY | | 2 | 3 | 60% | 5 |
| BOONE DRUG & HEALTHCARE AT DEERFIELD | | | 5 | 100% | 5 |
| FLORIDA HOSPITAL LAKE MARY | | 5 | | | 5 |
| PELICAN LANDING | | 1 | 4 | 80% | 5 |
| SCOTTS PHARMACY | | 5 | | | 5 |
| ALPHADERA LABS, LLC | | | 5 | 100% | 5 |
| STATEN ISLAND CHAI CARE | | 5 | | | 5 |
| MEDEXPRESS - COLLINSVILLE BELT LINE | | 3 | 2 | 40% | 5 |
| BAYSHORE LABORATORY | | 4 | 1 | 20% | 5 |
| LAFAYETTE NURSING AND REHAB | | | 5 | 100% | 5 |
| MEDEXPRESS URGENT CARE-NESHANNOCK TWP | | 4 | 1 | 20% | 5 |
| LABS PLUS LLC | | 5 | | | 5 |
| BROWNE MEDICAL LLC | | 3 | 2 | 40% | 5 |
| TESTD | | | 5 | 100% | 5 |
| ST JOHNS BIOMEDICAL LAB | | 5 | | | 5 |
| LAKE COUNTY DETENTION CENTER | | 3 | 2 | 40% | 5 |
| FLORIDA DEPARTMENT OF HEALTH SEMINOLE COUNTY | | 1 | 4 | 80% | 5 |
| STUYVESANT URGENT CARE | | 5 | | | 5 |
| CITY OF WEST PALM BEACH EMPLOYEE & FAMILY HEALTH | | 5 | | | 5 |
| MINUTECLINIC MINUTECLINIC #921 | | 5 | | | 5 |
| HERNANDO PASCO HOSPICE INC | | 4 | 1 | 20% | 5 |
| MINUTE CLINIC DIAGNOSTIC MED GRP | | 4 | 1 | 20% | 5 |
| PRL NYC PANDEMIC RESPONSE LAB | | | 5 | 100% | 5 |
| TRUSTBRIDGE | | | 5 | 100% | 5 |
| MINUTE CLINIC DIAGNOSTIC OF VIRGINIA, LLC #1905 | | 5 | | | 5 |
| NORTHPORT MEDICAL CENTER LAB | | 5 | | | 5 |
| CVS GA7064POCT STOCKBRIDGE | | 5 | | | 5 |
| OHSU MOLECULAR MICROBIOLOGY LAB | | 4 | 1 | 20% | 5 |
| CELEBRATION PEDIATRICS PA | | | 5 | 100% | 5 |
| CVS MINUTE CLINIC DIAGNOSTIC OF KANSAS, PA | | 5 | | | 5 |
| FORSYTH HOUSE | | | 5 | 100% | 5 |
| CVS MA957POCT WEST SPRINGFIELD | | 5 | | | 5 |
| FLORIDA PRIMARY & SPECIALTY CARE | | 5 | | | 5 |
| JOSEF SCHENKER, MD, PC | | 5 | | | 5 |
| Walker BaptistMedCtr | | 4 | 1 | 20% | 5 |
| FRESENIUS KIDNEY CARE SOUTH ORLANDO | | | 5 | 100% | 5 |
| LEHIGH REGIONAL MEDICAL CENTER LABORATORY | | 3 | 2 | 40% | 5 |
| MIAMI CANCER INSTITUTE | | | 5 | 100% | 5 |

COVID-19: testing by laboratory

Data through Mar 19, 2021 verified as of Mar 20, 2021 at 09:25 AM

Data in this report are provisional and subject to change.

The numbers in the table below represent the number of Florida and non-Florida residents for whom test results were received by the Department of Health. A person can be tested by more than one laboratory and can have both positive and negative results. **Therefore, the sum of the numbers in each column will be larger than the total number of people tested.**

| Reporting lab | Inconclusive | Negative | Positive | Percent positive | Total |
|--|--------------|----------|----------|------------------|-------|
| TANNER MEDICAL CENTER EAST AL | | 5 | | | 5 |
| ELITE CARE | | | 5 | 100% | 5 |
| CLEVELAND CLINIC MARTIN HEALTH NURSING & RESTORATIVE | | 5 | | | 5 |
| CVS NC7213POCT MATTHEWS | | 5 | | | 5 |
| QUINTON MEMORIAL HEALTH CARE CENTER | | 5 | | | 5 |
| UF HEALTH PATHOLOGY LABORATORIES | | | 5 | 100% | 5 |
| WESTMINSTER SHORES | | | 5 | 100% | 5 |
| MINUTE CLINIC DIAGNOSTIC OF NORTH CAROLINA | | 5 | | | 5 |
| PM PEDIATRICS OF BAYSIDE PLLC | | 5 | | | 5 |
| MANATEE COUNTY JAIL | | 4 | 1 | 20% | 5 |
| HAVEN HOSPICE IN CHIEFLAND | | | 5 | 100% | 5 |
| MID - FLORIDA PATHOLOGY LLC | | 1 | 4 | 80% | 5 |
| HENDRY REGIONAL CONVENIENT CARE CENTER | | | 5 | 100% | 5 |
| UNIVERSITY OF CHICAGO MEDICAL CENTER LAB | | | 5 | 100% | 5 |
| CHAMPLAIN VALLEY PHYSICIANS HOSPITAL | | 3 | 2 | 40% | 5 |
| UCF STUDENT HEALTH SERVICES LABORATORY | | 2 | 3 | 60% | 5 |
| SEASIDE MANOR | | | 5 | 100% | 5 |
| MCR HEALTH LAWTON CHILES ADMINISTRATION STE A | | 1 | 4 | 80% | 5 |
| MINUTECLINIC DIAGNOSTICS OF IND LLC | | 2 | 3 | 60% | 5 |
| FIFTH AVENUE PEDIATRICS | | 3 | 2 | 40% | 5 |
| PIEDMONT HOSPITAL LAB | | | 5 | 100% | 5 |
| CVS NV408817POCT LAS VEGAS | | 1 | 4 | 80% | 5 |
| THE CLINIC OF PEDIATRICS & GI MEDICINE, INC | | | 5 | 100% | 5 |
| CVS IN6713POCT BLOOMINGTON | | 5 | | | 5 |
| OPTUMCARE FLORIDA, LLC | | 3 | 2 | 40% | 5 |
| BAPTIST HOSPITAL EMPLOYEE HEALTH OFF | | | 5 | 100% | 5 |
| FLORIDA HEALTHCARE OF ORLANDO | | | 5 | 100% | 5 |
| MINUTE CLINIC, LLC #1434 | | 5 | | | 5 |
| MEASE CONTINUING CARE | | 3 | 2 | 40% | 5 |
| PEDIATRICS OF ALTAMONTE | | 5 | | | 5 |
| STEUBEN COUNTY PUBLIC HEALTH | | 5 | | | 5 |
| KEYSTONE REHABILITATION AND HEALTH CENTER | | 1 | 4 | 80% | 5 |
| AHC Decatur County | | 5 | | | 5 |
| CFP PHYSICIANS GROUP | | | 5 | 100% | 5 |
| BEACH HOUSE | | 5 | | | 5 |
| URGENT CARE COASTAL GA | | | 5 | 100% | 5 |
| ADVANCED URGENT CARE OF MARATHON | | 1 | 4 | 80% | 5 |
| Kroger 099 - The Little Clinic Fort Collins | | 5 | | | 5 |
| JUPITER ISLAND MEDICAL CLINIC INC | | 5 | | | 5 |
| GREENVILLE MEMORIAL HOSPITAL LAB | | | 5 | 100% | 5 |
| QUEST DIAGNOSTICS PSC | | 1 | 4 | 80% | 5 |
| PRECISION LABS LLC | | 2 | 3 | 60% | 5 |
| COMPUNET CLINICAL LAB | | | 5 | 100% | 5 |
| CVS SC5550POCT CLOVER | | 4 | 1 | 20% | 5 |
| RURAL HEALTH CARE INC | | | 5 | 100% | 5 |
| COPELAND MEDICAL CLINIC | | 3 | 2 | 40% | 5 |
| SIGNATURE URGENT CARE | | | 5 | 100% | 5 |

COVID-19: testing by laboratory

Data through Mar 19, 2021 verified as of Mar 20, 2021 at 09:25 AM

Data in this report are provisional and subject to change.

The numbers in the table below represent the number of Florida and non-Florida residents for whom test results were received by the Department of Health. A person can be tested by more than one laboratory and can have both positive and negative results. **Therefore, the sum of the numbers in each column will be larger than the total number of people tested.**

| Reporting lab | Inconclusive | Negative | Positive | Percent positive | Total |
|---|--------------|----------|----------|------------------|-------|
| DISCOVERY VILLAGE AT STUART | | 2 | 3 | 60% | 5 |
| EGL GENETICS DIAGNOSTICS | | | 5 | 100% | 5 |
| CARL R DARNALL ARMY MEDICAL CENTER | | | 5 | 100% | 5 |
| SUTTER TRACY COMMUNITY HOSPITAL | | | 5 | 100% | 5 |
| QUALITY MEDICAL CARE | | | 5 | 100% | 5 |
| ST BARNABAS HOSPITAL | | 5 | | | 5 |
| BLUETAIL MEDICAL GROUP, LLC | | 4 | 1 | 20% | 5 |
| CVS TX5877POCT PEARLAND | | 5 | | | 5 |
| CVS CA9113POCT CHULA VISTA | | 5 | | | 5 |
| RELIANT IMMUNE DIAGNOSTICS | | | 5 | 100% | 5 |
| DEPARTMENT OF HEALTH AND HUMAN SERVICES LANSING | | | 5 | 100% | 5 |
| GENTLE HANDS MOBILE PHLEBOTOMY | | | 5 | 100% | 5 |
| PRECISION DIAGNOSTICS INC - NJ | | 5 | | | 5 |
| UNIVERISTY OF MEMPHIS ATHLETIC TRAINI | | 5 | | | 5 |
| LABCORP UNSPECIFIED | | 5 | | | 5 |
| NORTHERN MICHIGAN UNIVERSITY ATHLETICS | | 5 | | | 5 |
| GULF COAST VETERANS HCS PANAMA CITY OPC | | 5 | | | 5 |
| THE DOCTORS CENTER HEALTHCARE-SOUTHSIDE | | 1 | 4 | 80% | 5 |
| FINLAY | | 1 | 4 | 80% | 5 |
| APOLLO GARDENS RETIREMENT RESIDENCE CARE | | 5 | | | 5 |
| ENT AND ALLERGY ASSOCIATES OF FLORIDA, LLC | | | 5 | 100% | 5 |
| GENESIS FAMILY PRACTICE | | 3 | 2 | 40% | 5 |
| CVS TN7698POCT KNOXVILLE | | 5 | | | 5 |
| UW MEDICINE VIROLOGY LAB | | | 5 | 100% | 5 |
| INDIAN RIVER PRIMARY CARE PA | | 5 | | | 5 |
| MEDEXPRESS URGENT CARE - WILLIAMSPORT | | 4 | 1 | 20% | 5 |
| MCKENZIE-WILLAMETTE MEDICAL CENTER LAB | | 5 | | | 5 |
| CHIEFLAND MEDICAL CENTER | | 1 | 4 | 80% | 5 |
| BROOKDALE NEW PORT RICHEY | | | 5 | 100% | 5 |
| SOUTHERN OCEAN MEDICAL CENTER | | 5 | | | 5 |
| CVS GA2236POCT WOODSTOCK | | 5 | | | 5 |
| Army Residence Community | | 5 | | | 5 |
| OHIO DEPARTMENT OF HEALTH | | | 5 | 100% | 5 |
| WHITE WILSON MEDICAL CENTER - FWB | | 1 | 4 | 80% | 5 |
| MOUNT SINAI BROOKLYN LABORATORY | | 4 | 1 | 20% | 5 |
| RUSH UNIVERSITY MEDICAL CENTER LABORATORY | | | 5 | 100% | 5 |
| Kennedy University Hospital | | 5 | | | 5 |
| CVS TX7821POCT LEAGUE CITY | | 5 | | | 5 |
| CVS GA3766POCT DACULA | | 3 | 2 | 40% | 5 |
| WILSON PEDIATRICS | | | 5 | 100% | 5 |
| CVS MA1852POCT MEDWAY | | 5 | | | 5 |
| CVS MI8049POCT WATERFORD | | 4 | 1 | 20% | 5 |
| UNIVERSITY OF MIAMI / SCCC RESEARCH LABORATORY | | | 5 | 100% | 5 |
| LIFEPLUS HEALTHCARE GROUP INC | | 5 | | | 5 |
| JOE DIMAGGIO CHILDREN'S HOSPITAL | | 1 | 4 | 80% | 5 |
| CYPRESS CREEK MEDICAL CENTER | | | 5 | 100% | 5 |
| URGENT CARE OF ERWIN | | 5 | | | 5 |

COVID-19: testing by laboratory

Data through Mar 19, 2021 verified as of Mar 20, 2021 at 09:25 AM

Data in this report are provisional and subject to change.

The numbers in the table below represent the number of Florida and non-Florida residents for whom test results were received by the Department of Health. A person can be tested by more than one laboratory and can have both positive and negative results. **Therefore, the sum of the numbers in each column will be larger than the total number of people tested.**

| Reporting lab | Inconclusive | Negative | Positive | Percent positive | Total |
|--|--------------|----------|----------|------------------|-------|
| MOULTRIE CREEK NURSING AND REHAB | | | 5 | 100% | 5 |
| CVS NC2771POCT CLAYTON | | 4 | 1 | 20% | 5 |
| WEST PACIFIC MEDICAL LABORATORY | | | 5 | 100% | 5 |
| CVS MD4371POCT OCEAN CITY | | 5 | | | 5 |
| COVID TESTING LLC | | | 5 | 100% | 5 |
| CELERION | | | 5 | 100% | 5 |
| MEDEXPRESS URGENT CARE-MUNCIE | | 5 | | | 5 |
| NELSON BIOLOGICAL | | | 5 | 100% | 5 |
| DAVENPORT PEDIATRICS PA | | 1 | 4 | 80% | 5 |
| MIZELL MEMORIAL HOSPITAL | | | 5 | 100% | 5 |
| VEIL VALLEY MEDICAL CENTER | | | 5 | 100% | 5 |
| FOUNDCARE, INC | | | 5 | 100% | 5 |
| The Grand at Rome Nursing and Rehabilitation | | 5 | | | 5 |
| LAKE MARY HEALTH AND REHABILITATION CENTER | | 1 | 4 | 80% | 5 |
| PUTNAM HOSPITAL CENTER LABORATORY | | 5 | | | 5 |
| FLAGLER HEALTH SERVICES INC | | | 5 | 100% | 5 |
| MD NOW MEDICAL CENTER INC | | | 5 | 100% | 5 |
| CVS CA9715POCT THOUSAND OAKS | | 5 | | | 5 |
| AEL KNOXVILLE | | | 5 | 100% | 5 |
| MINNESOTA DEPARTMENT OF HEALTH PUBLIC HEALTH LABORATORY DIVISION | 1 | | 4 | 80% | 5 |
| LAKE NONA PEDIATRICS IN ASSOCIATION WITH NEMOURS | | 5 | | | 5 |
| HAWTHORNE HEALTH AND REHABILITATION | | | 5 | 100% | 5 |
| UPMC HEALTH SYSTEM | | 4 | 1 | 20% | 5 |
| MINUTECLINIC # 21110 | | 3 | 2 | 40% | 5 |
| REHABILITATION CENTER AT JUPITER GARDENS | | 5 | | | 5 |
| CVS MD1881POCT DUNKIRK | | 5 | | | 5 |
| DIAGNOSTECHS | | 4 | 1 | 20% | 5 |
| MINUTECLINIC DIAGNOSTIC OF NORTH CAROLINA PC #7054 | | 4 | 1 | 20% | 5 |
| MORGAN STANLEY HEALTH CENTER | | 5 | | | 5 |
| LPG PEDIATRICS AT CAPE CORAL | | 5 | | | 5 |
| NORTH DADE NURSING AND REHABILITATION CENTER | | | 5 | 100% | 5 |
| PINECREST PEDIATRICS GROUP LLC | | | 5 | 100% | 5 |
| REDMED OF CROSSTOWN | | 2 | 3 | 60% | 5 |
| ABSOLUTE HEALTH | | 5 | | | 5 |
| CVS SC5479POCT INDIAN LAND | | 5 | | | 5 |
| OURMED | | 4 | 1 | 20% | 5 |
| RIO PINAR HEALTH CARE | | | 5 | 100% | 5 |
| CVS HEALTH, #1994 | | 4 | 1 | 20% | 5 |
| FLORIDA CLINICAL LABORATORY - BIOREFERENCE LABORATORIES | | 2 | 3 | 60% | 5 |
| PRINCIPLE HOSPICE SERVICE, LLC | | | 5 | 100% | 5 |
| JACKSON SOUTH COMMUNITY HOSPITAL LAB | | | 5 | 100% | 5 |
| QUATRACOR PLLC | | 5 | | | 5 |
| HELIX KH UC | | | 5 | 100% | 5 |
| WEST DADE PEDIATRICS | | | 5 | 100% | 5 |
| CUMBERLAND HEIGHTS | | 5 | | | 5 |
| RIVERVIEW ALF OPERATOR LLC | | | 5 | 100% | 5 |
| MINUTECLINIC DIAGNOSTIC OF SC, LLC #4 | | 5 | | | 5 |

COVID-19: testing by laboratory

Data through Mar 19, 2021 verified as of Mar 20, 2021 at 09:25 AM

Data in this report are provisional and subject to change.

The numbers in the table below represent the number of Florida and non-Florida residents for whom test results were received by the Department of Health. A person can be tested by more than one laboratory and can have both positive and negative results. **Therefore, the sum of the numbers in each column will be larger than the total number of people tested.**

| Reporting lab | Inconclusive | Negative | Positive | Percent positive | Total |
|--|--------------|----------|----------|------------------|-------|
| SHEEPSHEAD BAY URGENT CARE | | 5 | | | 5 |
| CVS OH3476POCT TIPP CITY | | 5 | | | 5 |
| CVS TN2179POCT MURFREESBORO | | 5 | | | 5 |
| OCHSNER MEDICAL CENTER | | | 5 | 100% | 5 |
| SOUTH FLORIDA FAMILY HEALTH & RESEARCH CTR | | | 5 | 100% | 5 |
| DIAMOND SPEEDWAY DIALYSIS | | 1 | 4 | 80% | 5 |
| LEVY COUNTY SHERRIF'S DEPT | | | 5 | 100% | 5 |
| WOODHULL MEDICAL AND MENTAL HEALTH CTR | | 5 | | | 5 |
| MINUTECLINIC DIAGNOSTIC OF RHODE ISLAN | | 5 | | | 5 |
| MIAMI MEDICAL CONSULTANT PA | | | 5 | 100% | 5 |
| EXPICARE NURSING AGENCY, INC | | 5 | | | 5 |
| MASSASHUSETTS STATE LAB INSTITUTE | | 2 | 3 | 60% | 5 |
| KETTERING HEALTH | | | 5 | 100% | 5 |
| ST JOSEPH'S HOSPITAL NORTH LABORATORY | | | 5 | 100% | 5 |
| COOPER HOSPITAL/UNIVERSITY MEDICAL | | 5 | | | 5 |
| MEDEXPRESS URGENT CARE SHADYSIDE | | 4 | 1 | 20% | 5 |
| CLINICAL CARE INC | | | 5 | 100% | 5 |
| INTERNAL MEDICINE & PRIMARY CARE ASSOCIATES, PLC | | | 5 | 100% | 5 |
| NOVADX | | 2 | 3 | 60% | 5 |
| AUGUSTA HEALTH | | | 5 | 100% | 5 |
| QUEENS UNIVERSITY OF CHARLOTTE | | 5 | | | 5 |
| FHPG_EXP CARE PALM HARBOR | | | 5 | 100% | 5 |
| MEDEXPRESS URGENT CARE - BECKLEY CROSS | | 4 | 1 | 20% | 5 |
| MEDEXPRESS URGENT CARE - FREDERICK | | 5 | | | 5 |
| CAREHERE LCS- EUSTIS | | | 5 | 100% | 5 |
| XRL SXF REF LAB | | 5 | | | 5 |
| Oakwood - North Baldwins Center for Living | | 5 | | | 5 |
| CVS OH3080POCT HUBER HEIGHTS | | 5 | | | 5 |
| CALIFORNIA DEPARTMENT OF PUBLIC HEALTH | | 1 | 4 | 80% | 5 |
| ARKANSAS DEPARTMENT OF HEALTH | | | 5 | 100% | 5 |
| MEDEXPRESS URGENT CARE MURRYSVILLE | | 3 | 2 | 40% | 5 |
| MINUTECLINIC, LLC #7139 | | 5 | | | 5 |
| AHF PUBLIC HEALTH LABORATORY | | | 5 | 100% | 5 |
| FAMILY TREE DNA | | | 5 | 100% | 5 |
| WAKEMED | | 1 | 4 | 80% | 5 |
| MEDEXPRESS URGENT CARE PORT HURON | | 4 | 1 | 20% | 5 |
| ARC POINT LABS OF AUSTIN NORTH | | | 5 | 100% | 5 |
| DICKSON MEDICAL ASSOCIATES PC PATH LAB | | 4 | 1 | 20% | 5 |
| PREMIER FAMILY HEALTH PA | | | 5 | 100% | 5 |
| OMNICARE PHARMACY OFTEXAS 1, LP DBA OMNICARE | | 5 | | | 5 |
| THE LITTLE CLINIC | | | 5 | 100% | 5 |
| ALL CHILDREN'S HOSPITAL DEPT OF GENERAL PEDIATRICS | | | 5 | 100% | 5 |
| CVS MINUTE CLINIC DIAGNOSTIC OF TEXAS | | 4 | 1 | 20% | 5 |
| PROVIDENCE LABORATORY SERVICES | | 5 | | | 5 |
| HILLSBOROUGH COUNTY HEALTH DEPARTMENT | | | 5 | 100% | 5 |
| PAUL GRECO MD CONCIERGE MEDICAL SERVICES PL | | 5 | | | 5 |
| JOHN T MACKAY MD | | | 5 | 100% | 5 |

COVID-19: testing by laboratory

Data through Mar 19, 2021 verified as of Mar 20, 2021 at 09:25 AM

Data in this report are provisional and subject to change.

The numbers in the table below represent the number of Florida and non-Florida residents for whom test results were received by the Department of Health. A person can be tested by more than one laboratory and can have both positive and negative results. **Therefore, the sum of the numbers in each column will be larger than the total number of people tested.**

| Reporting lab | Inconclusive | Negative | Positive | Percent positive | Total |
|---|--------------|----------|----------|------------------|-------|
| INDIANA STATE DEPARTMENT OF HEALTH LABORATORIES | | | 5 | 100% | 5 |
| CVS SC2736POCT MURRELLS INLET | | 4 | 1 | 20% | 5 |
| MEDEXPRESS URGENT CARE - WEIRTON | | 5 | | | 5 |
| SANTOS REHABILITATION CENTER INC | | | 5 | 100% | 5 |
| H/L of WEst AShley Rhability and Nursing Center | | 4 | | | 4 |
| Health Care Center of Jacksonville | | | 4 | 100% | 4 |
| Heartland of Boynton Beach | | | 4 | 100% | 4 |
| MEDEXPRESS URGENT CARE - SOUTH PARKERSBURG | | 4 | | | 4 |
| RHEA MEDICAL CENTER | | 4 | | | 4 |
| EXPRESS TESTING-ONE | | | 4 | 100% | 4 |
| CVS PA813POCT RICHBORO | | 4 | | | 4 |
| NONA PEDIATRIC CENTER | | | 4 | 100% | 4 |
| NAVAL MEDICAL CENTER SAN DIEGO | | | 4 | 100% | 4 |
| KENTUCKY CABINET FOR HEALTH AND FAMILY SERVICES | | | 4 | 100% | 4 |
| MEDEXPRESS URGENT CARE PLEASANT HILLS | | 3 | 1 | 25% | 4 |
| SKYLINE UROLOGY | | 4 | | | 4 |
| BETHPAGE EXTENDED HOURS CENTER | | 4 | | | 4 |
| BIOREFERENCE LABORATORIES | | | 4 | 100% | 4 |
| MEMORIAL HEALTHCARE SYSTEM | | 1 | 3 | 75% | 4 |
| HENDRY/GLADES COUNTY HEALTH DEPARTMENT | | 3 | 1 | 25% | 4 |
| MINUTE CLINIC LLC #0169 | | 4 | | | 4 |
| LATCHER LABORATORY OF A O FOX MEMORIAL | | 2 | 2 | 50% | 4 |
| CVS PA1296POCT DREXEL HILL | | 3 | 1 | 25% | 4 |
| COMMUNITY PHYSICIANS OF NORTH PORT PA | | | 4 | 100% | 4 |
| Kroger 125 - The Little Clinic Castle Rock | | 3 | 1 | 25% | 4 |
| HEALTHCARE NETWORK OF SOUTHWEST FLORIDA | | | 4 | 100% | 4 |
| CAPTAIN JAMES A. LOVELL FEDERAL HEALTHCARE CENTER | | | 4 | 100% | 4 |
| CVS TX10140POCT THE WOODLANDS | | 4 | | | 4 |
| ACCESS RECOVERY SOLUTIONS LLC | | | 4 | 100% | 4 |
| LIFEHOPE LABS | | | 4 | 100% | 4 |
| Park Ridge Nursing Center | | 3 | 1 | 25% | 4 |
| CELEBRATION PEDIATRICS | | | 4 | 100% | 4 |
| MINUTECLINIC OF NEVADA-2955 S FT APACH | | 4 | | | 4 |
| MONROE URGENT CARE | | 3 | 1 | 25% | 4 |
| UNC HOSPITAL/MCLENDON CLINICAL LABORATORIES | | | 4 | 100% | 4 |
| CVS CT718POCT ANSONIA | | 4 | | | 4 |
| MINUTECLINIC DIAGNOSTIC OF MICHIGAN, P | | 4 | | | 4 |
| THE RETREAT AT PORT ORANGE | | | 4 | 100% | 4 |
| CVS MA394POCT SEEKONK | | 4 | | | 4 |
| HOME DOCS | | 2 | 2 | 50% | 4 |
| WE CARE - CARNIVAL CRUISELINE | | 4 | | | 4 |
| Kroger 895 - The Little Clinic Green Hills | | 4 | | | 4 |
| BOND & STEELE CLINIC PA D/B/A BOND CLINIC PA | | 4 | | | 4 |
| INFINITI LABS INC | | | 4 | 100% | 4 |
| VIDANT MEDICAL CENTER | | | 4 | 100% | 4 |
| WINDER NURSING INC DBA WINDER HEALTH CARE | | 4 | | | 4 |
| CAPE COD HOSPITAL | | | 4 | 100% | 4 |

COVID-19: testing by laboratory

Data through Mar 19, 2021 verified as of Mar 20, 2021 at 09:25 AM

Data in this report are provisional and subject to change.

The numbers in the table below represent the number of Florida and non-Florida residents for whom test results were received by the Department of Health. A person can be tested by more than one laboratory and can have both positive and negative results. **Therefore, the sum of the numbers in each column will be larger than the total number of people tested.**

| Reporting lab | Inconclusive | Negative | Positive | Percent positive | Total |
|--|--------------|----------|----------|------------------|-------|
| MEDEXPRESS URGENT CARE- FORT WORTH N T | | 4 | | | 4 |
| THE OASIS ALF | | 4 | | | 4 |
| MINUTE CLINIC #8979 | | 4 | | | 4 |
| OPTUM OF RED ROAD | | 4 | | | 4 |
| MEDEXPRESS URGENT CARE - LEDGEWOOD | | 3 | 1 | 25% | 4 |
| SOUTHWESTERN REGIONAL MEDICAL CENTER - TULSA | | 4 | | | 4 |
| MINUTECLINIC DIAG OF IND LLC #6840 | | 4 | | | 4 |
| UNIVERSITY OF WASHINGTON MEDICAL CENTER (UWMC) EMERGENCY DEPT. | | | 4 | 100% | 4 |
| PHYSICIANS QUALITY CARE | | | 4 | 100% | 4 |
| SunTerrace Health Care Center | | 3 | 1 | 25% | 4 |
| MINUTECLINIC DIAG OF IND, LLC #10190 | | 4 | | | 4 |
| MEDEXPRESS URGENT CARE LAVALE | | 4 | | | 4 |
| MEDEXPRESS URGENT CARE FOX CHAPEL | | 4 | | | 4 |
| CORTLAND REGIONAL MEDICAL CENTER | | 4 | | | 4 |
| HUNT CLUB MEDICAL CARE | | | 4 | 100% | 4 |
| Westminster Manor | | 3 | 1 | 25% | 4 |
| CVS MO10053POCT SAINT PETERS | | 4 | | | 4 |
| MEDEXPRESS URGENT CARE - MARKHAM STREE | | 3 | 1 | 25% | 4 |
| CVS PA10034POCT PITTSBURGH | | 4 | | | 4 |
| CVS NJ836POCT RUNNEMEDE | | 4 | | | 4 |
| WESLEY CHAPEL INTERNAL MEDICINE AND PEDIATRICS | | | 4 | 100% | 4 |
| MARSHFIELD LABORATORIES | | | 4 | 100% | 4 |
| UNIVERISTY OF MIAMI | | | 4 | 100% | 4 |
| WILLIAM A HINTON STATE LABORATORY INSTITUTE | | 1 | 3 | 75% | 4 |
| PEACEHEALTH LABORATORIES | | 3 | 1 | 25% | 4 |
| DASCENA LABORATORY | | | 4 | 100% | 4 |
| MINUTECLINIC #2797 | | 4 | | | 4 |
| CVS AZ9210POCT SCOTTSDALE | | 4 | | | 4 |
| DISCOVERY VILLAGE AT DEERWOOD | | | 4 | 100% | 4 |
| CORIZON HEALTH INC | | | 4 | 100% | 4 |
| GUTHRIE MEDICAL GROUP - CORNING | | 3 | 1 | 25% | 4 |
| MEDEXPRESS - WILMINGTON CONCORD PIKE | | 3 | 1 | 25% | 4 |
| MINUTECLINIC DIAG OF IND LLC #1367 | | 4 | | | 4 |
| PDL PHARMACY CORP | | | 4 | 100% | 4 |
| HCR ManorCare Greentree | | 4 | | | 4 |
| COMMUNITY HEALTH CENTER OF WEST PALM BEACH | | | 4 | 100% | 4 |
| MEDICAL UNIVERSITY SC HOSPITAL | | | 4 | 100% | 4 |
| ARCPOINT LABS OF FORT LAUDERDALE, FL CENTRAL | | 1 | 3 | 75% | 4 |
| PANCARE HEALTH YOUNGSTOWN | | | 4 | 100% | 4 |
| CVS TX8387POCT AUSTIN | | 4 | | | 4 |
| FLORIDA HOSPITAL ALTAMONTE | | 2 | 2 | 50% | 4 |
| MEDEXPRESS URGENT CARE - WEST ST PAUL, ROBERT ST S | | 3 | 1 | 25% | 4 |
| FLORIDA MEDICAL CLINIC -INTERNAL MED DADE CITY | | | 4 | 100% | 4 |
| CAPITAL HEALTH LABORATORY INC | | | 4 | 100% | 4 |
| CVS IN3975POCT JEFFERSONVILLE | | 2 | 2 | 50% | 4 |
| UF HEALTH PATHOLOGY LABORATORIES | | | 4 | 100% | 4 |
| LEON MEDICAL CENTERS, LLC | | | 4 | 100% | 4 |

COVID-19: testing by laboratory

Data through Mar 19, 2021 verified as of Mar 20, 2021 at 09:25 AM

Data in this report are provisional and subject to change.

The numbers in the table below represent the number of Florida and non-Florida residents for whom test results were received by the Department of Health. A person can be tested by more than one laboratory and can have both positive and negative results. **Therefore, the sum of the numbers in each column will be larger than the total number of people tested.**

| Reporting lab | Inconclusive | Negative | Positive | Percent positive | Total |
|---|--------------|----------|----------|------------------|-------|
| MEDEXPRESS URGENT CARE - WALDORF, CRAIN HWY | | 4 | | | 4 |
| CVS NJ862POCT MARLBORO | | 4 | | | 4 |
| USCG SECTOR ST PETE | | 1 | 3 | 75% | 4 |
| Kroger 959 - The Little Clinic Carmel | | 4 | | | 4 |
| ADVENTHEALTH MEDICAL GROUP PEDIATRICS | | 1 | 3 | 75% | 4 |
| Bethany Health and Rehab | | 4 | | | 4 |
| CAREWELL 202 | | | 4 | 100% | 4 |
| NORTH OKALOOSA CLINIC CORP | | 1 | 3 | 75% | 4 |
| Robert Wood Johnson University Hospital | | 3 | 1 | 25% | 4 |
| INTERMARKET FACILITY | | | 4 | 100% | 4 |
| WINCHESTER MEDICAL CENTER | | | 4 | 100% | 4 |
| MINUTECLINIC DIAGNOSTIC MED GRP OF SAN | | 3 | 1 | 25% | 4 |
| SUMNER REGIONAL MEDICAL CENTER | | 3 | 1 | 25% | 4 |
| CVS PA1193POCT JENKINTOWN | | 4 | | | 4 |
| CVS NV2928POCT LAS VEGAS | | 4 | | | 4 |
| BAYCARE MEDICAL GROUP, INC | | 4 | | | 4 |
| AFFINITY URGENT CARE | | | 4 | 100% | 4 |
| SOUTHLAND SUITES OF LAKE LAND | | | 4 | 100% | 4 |
| SONIC REFERENCE LABORATORY | | | 4 | 100% | 4 |
| Atlanta VAMC | | 3 | 1 | 25% | 4 |
| NEULIFE NEUROLOGICAL SERVICES LLC | | | 4 | 100% | 4 |
| RML PHARMACY PC | | 4 | | | 4 |
| GENUS DIAGNOSTICS | | | 4 | 100% | 4 |
| MINUTECLINIC, LLC #1452 | | 4 | | | 4 |
| GILCHRIST COUNTY HEALTH DEPT | | | 4 | 100% | 4 |
| LAKE MARY PEDIATRICS | | | 4 | 100% | 4 |
| MINUTECLINIC DIAG OF IND, LLC #6648 | | 3 | 1 | 25% | 4 |
| OHIO CVS STORES | | 3 | 1 | 25% | 4 |
| ST. MARY'S HOSPITAL | | | 4 | 100% | 4 |
| PINELLAS POINT NURSING AND REHAB | | | 4 | 100% | 4 |
| PM PEDIATRICS OF SELDEN PLLC | | 4 | | | 4 |
| CLINICAL LABORATORIES OF THE BUFFALO | | 3 | 1 | 25% | 4 |
| MIAMI COMMUNITY HEALTH CENTER INC | | 1 | 3 | 75% | 4 |
| VITAL CARE URGENT CARE | | | 4 | 100% | 4 |
| BIOTEST PLASMA CENTER | | 4 | | | 4 |
| CENTRAL FLORIDA INTERNAL OCCUPATIONAL AND | | 4 | | | 4 |
| SOUTH FLORIDA RESEARCH ORGANIZATION | | | 4 | 100% | 4 |
| MINNESOTA DEPARTMENT OF HEALTH LABORATORY | 1 | | 3 | 75% | 4 |
| DEPARTMENT OF PATHOLOGY ROME MEMORIAL | | 3 | 1 | 25% | 4 |
| DTR LABS | | 3 | 1 | 25% | 4 |
| REHABILITATION CENTER OF WINTER PARK,THE | | | 4 | 100% | 4 |
| SANFORD SOUTH UNIVERSITY | | 4 | | | 4 |
| Crowne Health Care of Montgomery | | 4 | | | 4 |
| FLORENCE - HUNTSVILLE HOSPITAL URGENT CARE | | 3 | 1 | 25% | 4 |
| CVS NC2313POCT RALEIGH | | 3 | 1 | 25% | 4 |
| NEMOURS CHILDREN'S URGENT CARE | | | 4 | 100% | 4 |
| FLORIDA HEART AND VASCULAR | | | 4 | 100% | 4 |

COVID-19: testing by laboratory

Data through Mar 19, 2021 verified as of Mar 20, 2021 at 09:25 AM

Data in this report are provisional and subject to change.

The numbers in the table below represent the number of Florida and non-Florida residents for whom test results were received by the Department of Health. A person can be tested by more than one laboratory and can have both positive and negative results. **Therefore, the sum of the numbers in each column will be larger than the total number of people tested.**

| Reporting lab | Inconclusive | Negative | Positive | Percent positive | Total |
|---|--------------|----------|----------|------------------|-------|
| UNION CITY MANOR NURSING CENTER | | 4 | | | 4 |
| WALGREENS #07034 | | 4 | | | 4 |
| ACCENT PHYSICIAN SPECIALISTS PA | | 4 | | | 4 |
| MERCY URGENT CARE | | | 4 | 100% | 4 |
| IMIC INC RESEARCH | | | 4 | 100% | 4 |
| INDUSTRY LAB DIAGNOSTIC PARTNERS | | | 4 | 100% | 4 |
| ManorCare Rehabilitation Center- Decatur | | 4 | | | 4 |
| PRINCETON BMC LABORATORY | | 4 | | | 4 |
| FAMILY MEDICINE AT WATERMAN | | 4 | | | 4 |
| CVS OH3393POCT AURORA | | 3 | 1 | 25% | 4 |
| DEACONESS HOSPITAL | | | 4 | 100% | 4 |
| INTRACOASTAL LABS INC | | 4 | | | 4 |
| MEMORIAL HEALTH CARE SYSTEMS | | | 4 | 100% | 4 |
| HARBORCHASE OF VILLAGES CROSSING | | | 4 | 100% | 4 |
| POWERS PEDIATRICS | | | 4 | 100% | 4 |
| PORT ORANGE NURSING & REHAB | | | 4 | 100% | 4 |
| MEDEXPRESS URGENT CARE MARTINSBURG | | 2 | 2 | 50% | 4 |
| MEDEXPRESS URGENT CARE - MOUNTAIN HOME | | 3 | 1 | 25% | 4 |
| MICHIGAN HEALTH CLINIC LABORATORIES | | 3 | 1 | 25% | 4 |
| WEXFORD HEALTH SOURCES INC | | 4 | | | 4 |
| GAINESVILLE PEDIATRIC ASSOCIATES | | 1 | 3 | 75% | 4 |
| Kroger 124 - The Little Clinic University | | 3 | 1 | 25% | 4 |
| OVIDO CHILDRENS HEALTH CENTER LLC | | 1 | 3 | 75% | 4 |
| CVS CA9721POCT ARCADIA | | 4 | | | 4 |
| MEDEXPRESS URGENT CARE, FAIRMONT | | 4 | | | 4 |
| BELLIN HEALTH LAB | | 1 | 3 | 75% | 4 |
| PANCARE HEALTH - PONCE DE LEON | | | 4 | 100% | 4 |
| ADVENTHEALTH MEDICAL GROUP INTERNAL MEDICINE AT | | 1 | 3 | 75% | 4 |
| CVS ME329POCT PORTLAND | | 4 | | | 4 |
| OWL NOW URGENT CARE | | | 4 | 100% | 4 |
| TARPON SPRINGS PEDIATRICS, LLC | | | 4 | 100% | 4 |
| OMNICARE PHARMACY OF TEXAS 1 | | 4 | | | 4 |
| LAKE FOREST PARK OP CO LLC | | 4 | | | 4 |
| FHCP - ORMOND BEACH | | | 4 | 100% | 4 |
| MEDEXPRESS URGENT CARE - WICHITA, S SENECA ST | | 2 | 2 | 50% | 4 |
| THONOTOSASSA COMMUNITY HEALTH CENTER | | 1 | 3 | 75% | 4 |
| AURORA BAYCARE UROLOGY | | | 4 | 100% | 4 |
| APOPKA FAMILY HEALTH CENTER | | 3 | 1 | 25% | 4 |
| CVS PA258POCT MCKEES ROCKS | | 4 | | | 4 |
| FISHERMEN'S HOSPITAL | | | 4 | 100% | 4 |
| CVS CA8850POCT HUNTINGTON BEACH | | 3 | 1 | 25% | 4 |
| PALM BEACH CANCER INSTITUTE | | | 4 | 100% | 4 |
| NIBHA MEDIRATTA MD PL | | | 4 | 100% | 4 |
| Lakeside Oaks Care Center | | | 4 | 100% | 4 |
| CONSULATE HEATH CARE AT WEST ALTAMONTE | | | 4 | 100% | 4 |
| WYOMING PUBLIC HEALTH LAB | | | 4 | 100% | 4 |
| MEDEXPRESS URGENT CARE - TULSA, S YALE AVE | | 4 | | | 4 |

COVID-19: testing by laboratory

Data through Mar 19, 2021 verified as of Mar 20, 2021 at 09:25 AM

Data in this report are provisional and subject to change.

The numbers in the table below represent the number of Florida and non-Florida residents for whom test results were received by the Department of Health. A person can be tested by more than one laboratory and can have both positive and negative results. **Therefore, the sum of the numbers in each column will be larger than the total number of people tested.**

| Reporting lab | Inconclusive | Negative | Positive | Percent positive | Total |
|--|--------------|----------|----------|------------------|-------|
| VILLAGES HEALTH, THE | | 4 | | | 4 |
| RELIANT ACUTE CARE | | | 4 | 100% | 4 |
| CRESTAR LABS | | 2 | 2 | 50% | 4 |
| TRUE HEALTH- HOFFNER | | 3 | 1 | 25% | 4 |
| MEDEXPRESS URGENT CARE - MBURG COMMONS | | 4 | | | 4 |
| BARTON MEMORIAL HOSPITAL | | 3 | 1 | 25% | 4 |
| SOUTHEASTERN REGIONAL MEDICAL CENTER | | | 4 | 100% | 4 |
| MY WELLNESS EXPRESS | | | 4 | 100% | 4 |
| Calusa Harbour | | | 4 | 100% | 4 |
| MINUTECLINIC, LLC, DBA MINUTECLINIC #4 | | 4 | | | 4 |
| GENOTOX LABORATORIES | | 2 | 2 | 50% | 4 |
| PILGRIM PHARMACY INC | | 4 | | | 4 |
| ECC PEDIATRICS | | 4 | | | 4 |
| ADVENTHEALTH NEW SMYRNA BEACH COMMUNITY HEALTH | | | 4 | 100% | 4 |
| MEDEXPRESS URGENT CARE - SOMERSET TOWNSHIP | | 4 | | | 4 |
| BUCKINGHAM PLACE ALF | | 4 | | | 4 |
| ELITE MEDICAL CENTER | | | 4 | 100% | 4 |
| CLINICAL CARE CENTER, INC | | | 4 | 100% | 4 |
| CHILDREN'S MEDICAL GROUP | | 4 | | | 4 |
| Mill Valley Care Center | | 4 | | | 4 |
| PARKWAY DRUGS OF ONEIDA COUNTY NORTH I | | 3 | 1 | 25% | 4 |
| EPI | | | 4 | 100% | 4 |
| ORANGE COUNTY HEALTH DEPARTMENT | | 2 | 2 | 50% | 4 |
| MONTANA DEPARTMENT OF PUBLIC HEALTH & HUMAN SERVICES | | | 4 | 100% | 4 |
| BENEVA LAKES HEALTHCARE & REHAB CENTER | | | 4 | 100% | 4 |
| MINUTECLINIC DIAG OF IND, LLC #8645 | | 4 | | | 4 |
| FAMILY MEDICAL CLINIC HOMESTEAD, LLC | | | 4 | 100% | 4 |
| MEDEXPRESS URGENT CARE - KOKOMO | | 4 | | | 4 |
| PATIENT FIRST - ALLENTOWN | | | 4 | 100% | 4 |
| LIFE CARE HOME HEALTH SERVICES LLC | | 1 | 3 | 75% | 4 |
| MD ANDERSON | | | 4 | 100% | 4 |
| UNIVERSITY OF MIAMI STUDENT HEALTH SERVICE | | | 4 | 100% | 4 |
| DIAGNOSTIC & MEDICAL SPECIALISTS OF GREENWICH | | 2 | 2 | 50% | 4 |
| SIGNATURE CARE MONTROSE | | 2 | 2 | 50% | 4 |
| AHC of Mckenzie | | 4 | | | 4 |
| MEDEXPRESS URGENT CARE-PASADENA | | 4 | | | 4 |
| L3HARRIS FAMILY MEDICAL CENTER | | | 4 | 100% | 4 |
| FLORIDA MEDICAL ASSOCIATES LLC | | | 4 | 100% | 4 |
| STONE CLINICAL LABORATORIES OF FL LLC | | 4 | | | 4 |
| EMORY UNIVERSITY HOSPITAL | | 1 | 3 | 75% | 4 |
| DACH MAIN LAB | | | 4 | 100% | 4 |
| MINUTECLINIC DIAGNOSTIC OF PENNSYLVAN | | 3 | 1 | 25% | 4 |
| UNIVERSITY OF MICHIGAN | | 2 | 2 | 50% | 4 |
| CVS IL8747POCT CHICAGO | | 4 | | | 4 |
| CARENOW URGENT CARE - WINTER SPRINGS | | 3 | 1 | 25% | 4 |
| MED EXPRESS URGENT CARE PC - MARYLAND | | 3 | 1 | 25% | 4 |
| MONROE COUNTY DEPT OF PUBLIC HEALTH ST | | 4 | | | 4 |

COVID-19: testing by laboratory

Data through Mar 19, 2021 verified as of Mar 20, 2021 at 09:25 AM

Data in this report are provisional and subject to change.

The numbers in the table below represent the number of Florida and non-Florida residents for whom test results were received by the Department of Health. A person can be tested by more than one laboratory and can have both positive and negative results. **Therefore, the sum of the numbers in each column will be larger than the total number of people tested.**

| Reporting lab | Inconclusive | Negative | Positive | Percent positive | Total |
|--|--------------|----------|----------|------------------|-------|
| JOHNNIE RUTH CLARKE LAB | | | 4 | 100% | 4 |
| ELIZABETH CITY HEALTH & REHABILITATION | | 4 | | | 4 |
| CVS OH6149POCT UPPER ARLINGTON | | 2 | 2 | 50% | 4 |
| Millennium Nursing & Rehab Center | | 4 | | | 4 |
| TRIDENT BIOMETRICS | | 3 | 1 | 25% | 4 |
| SHARP MEMORIAL HOSPITAL MICROBIOLOGY DEPT | | | 4 | 100% | 4 |
| CAREWELL URGENT CARE | | | 4 | 100% | 4 |
| SIGNATURE CARE EMERGENCY CENTER | | 2 | 2 | 50% | 4 |
| REMEDY URGENT CLINIC | | 2 | 2 | 50% | 4 |
| SINAI PLAZA NURSING AND REHAB CENTER | | | 4 | 100% | 4 |
| CHIPOLA QUICK CARE | | 1 | 3 | 75% | 4 |
| CVS SC2269POCT COLUMBIA | | 3 | 1 | 25% | 4 |
| TAPESTRY TALLAHASSEE WALDEN | | 4 | | | 4 |
| IVY CREEK URGENT CARE OF ENTERPRISE | | | 4 | 100% | 4 |
| AFTER HOURS PEDS | | | 4 | 100% | 4 |
| Loretto Health and Rehabilitation Center | | 4 | | | 4 |
| BEECHTREE MOLECULAR LAB LLC | | | 4 | 100% | 4 |
| ALVARO J DANGOND MD PA | | 4 | | | 4 |
| MEDEXPRESS URGENT CARE HUNTINGTON | | 4 | | | 4 |
| ASCENSION ST VINCENT'S MEDICAL CENTER | | 3 | 1 | 25% | 4 |
| CENTRAL JERSEY URGENT CARE | | 4 | | | 4 |
| WELLMED AT FORT PIERCE | | 2 | 2 | 50% | 4 |
| MINUTECLINIC DIAG OF IND LLC #1138 | | 3 | 1 | 25% | 4 |
| Willowbrooke Court at Country House | | 4 | | | 4 |
| REGIONAL MEDICAL LAB | | | 4 | 100% | 4 |
| MINUTECLINIC DIAGNOSTIC MED GRP OF ORA | | 3 | 1 | 25% | 4 |
| MEDEXPRESS URGENT CARE-SCOTT TOWNSHIP | | 3 | 1 | 25% | 4 |
| Kroger 752 - The Little Clinic Central Station | | 3 | 1 | 25% | 4 |
| MAILBOX DIAGNOSTICS | | 2 | 2 | 50% | 4 |
| CAREATC, INC. | | | 4 | 100% | 4 |
| MINUTECLINIC DIAGNOSTIC OF OHIO #6147 | | 3 | 1 | 25% | 4 |
| CVS KY4779POCT LOUISVILLE | | 3 | 1 | 25% | 4 |
| MINUTECLINIC, LLC #07852 | | 4 | | | 4 |
| AIREVAC INTERNATIONAL | | 4 | | | 4 |
| CVS IN7653POCT EVANSVILLE | | 3 | 1 | 25% | 4 |
| SOUTH FLORIDA PEDIATRIC PARTNERS | | | 4 | 100% | 4 |
| CARE ONE PRIMARY CARE | | | 4 | 100% | 4 |
| FLORIDA HEALTH CARE PLANS STIRLING CENTER | | | 4 | 100% | 4 |
| HARBOUR ISLAND PEDIATRICS LLC | | | 4 | 100% | 4 |
| ADVANCED URGENT CARE LLC | | 1 | 3 | 75% | 4 |
| OKLAHOMA STATE UNIVERSITY DIAGNOSTIC LAB | | | 4 | 100% | 4 |
| MINUTECLINIC DIAGNOSTIC OF VIRGINIA, LLC #1656 | | 4 | | | 4 |
| CVS SC4122POCT TAYLORS | | 4 | | | 4 |
| Hillspring of Springboro | | 4 | | | 4 |
| MINUTECLINIC DIAGNOSTIC OF OHIO #2964 | | 4 | | | 4 |
| CVS MA2297677CV BOSTON | | 4 | | | 4 |
| CVS NC3803POCT MOORESVILLE | | 4 | | | 4 |

COVID-19: testing by laboratory

Data through Mar 19, 2021 verified as of Mar 20, 2021 at 09:25 AM

Data in this report are provisional and subject to change.

The numbers in the table below represent the number of Florida and non-Florida residents for whom test results were received by the Department of Health. A person can be tested by more than one laboratory and can have both positive and negative results. **Therefore, the sum of the numbers in each column will be larger than the total number of people tested.**

| Reporting lab | Inconclusive | Negative | Positive | Percent positive | Total |
|---|--------------|----------|----------|------------------|-------|
| CVS M05655POCT LIBERTY | | 1 | 3 | 75% | 4 |
| RIVER CITY MEDICAL ASSOCIATES INC | | | 4 | 100% | 4 |
| MEDICINE SHOPPE #1306 THE | | 3 | 1 | 25% | 4 |
| NEMOURS CHILDREN'S CLINIC | | | 4 | 100% | 4 |
| BAPTIST HEALTH MEDICAL CENTER | | | 4 | 100% | 4 |
| MINUTECLINIC DIAG OF IND, LLC #6910 | | 4 | | | 4 |
| MINUTECLINIC DIAG OF IND, LLC #6553 | | 4 | | | 4 |
| LPG COCONUT POINT - FAMILY/ INTERNAL MEDICINE | | 4 | | | 4 |
| URGENT CARE - OCONEE | | 2 | 2 | 50% | 4 |
| FAMILY MEDICINE AT WINTER PARK | | | 4 | 100% | 4 |
| REFUGE A HEALING PLACE, THE | | | 4 | 100% | 4 |
| BAYLOR ESOTERIC AND MOLECULAR LAB | | | 4 | 100% | 4 |
| HEART OF FLORIDA HEALTH CENTER INC | | 1 | 3 | 75% | 4 |
| MEDEXPRESS URGENT CARE - SUMMERSVILLE, WEBSTER RD | | 4 | | | 4 |
| ASCENDI HOME HEALTH AGENCY INC | | | 4 | 100% | 4 |
| PARADIGM LABORATORIES | | | 4 | 100% | 4 |
| CVS GA2841POCT LAWRENCEVILLE | | 4 | | | 4 |
| TMH PHYSICIAN PARTNERS SOUTHWOOD | | 1 | 3 | 75% | 4 |
| MEDEXPRESS - NEW CASTLE, DUPONT HWY | | 4 | | | 4 |
| CVS OH2342POCT WEST CHESTER | | 3 | 1 | 25% | 4 |
| MINUTECLINIC DIAG OF IND, LLC #6472 | | 4 | | | 4 |
| CONSOLIDATED LABORATORY SERVICES | | | 4 | 100% | 4 |
| MARK HOANG MD PA | | | 4 | 100% | 4 |
| WOMEN'S CARE FLORIDA, LLC | | 4 | | | 4 |
| VENICE URGENT CARE – GULF COAST | | | 4 | 100% | 4 |
| CENTERPLACE HEALTH, INC | | | 4 | 100% | 4 |
| GASTROENTEROLOGY ASSOC OF PENSACOLA, PA | | 2 | 2 | 50% | 4 |
| CVS NY549POCT RIDGEWOOD | | 2 | 2 | 50% | 4 |
| BROOKDALE WEST BOYNTON BEACH | | 4 | | | 4 |
| CELAL GUROL ERBAY, MD | | | 4 | 100% | 4 |
| CVS NC5532POCT SUMMERFIELD | | 4 | | | 4 |
| State Lab Unspecifd | | | 4 | 100% | 4 |
| INVERNESS FAMILY CARE HIGH RISK PLLC | | | 4 | 100% | 4 |
| MAINE DEPARTMENT OF HEALTH AND HUMAN SERVICES | | | 4 | 100% | 4 |
| MINUTE-CLINIC DIAGNOSTIC OF VIRGINIA, | | 4 | | | 4 |
| PRIMECARE | | 2 | 2 | 50% | 4 |
| MEDEXPRESS URGENT CARE - WAXAHACHIE, N HIGHWAY 77 | | 2 | 2 | 50% | 4 |
| FCHC (OB)-DARWIN SQUARE CTR. | | | 4 | 100% | 4 |
| DERMATOLOGY SPECIALISTS OF FL - DR. JON WARD | | | 4 | 100% | 4 |
| MEDFIRST URGENT CARE | | | 4 | 100% | 4 |
| MINUTECLINIC DIAGNOSTIC OF WISCONSIN, LLC | | 4 | | | 4 |
| EXTENDICARE HEALTH & REHAB CENTER | | 4 | | | 4 |
| CULLMAN REGIONAL URGENT CARE | | 3 | 1 | 25% | 4 |
| NOT GIVEN | | 1 | 3 | 75% | 4 |
| DEPARTMENT OF HEALTH/ NEW YORK | | | 4 | 100% | 4 |
| FLORIDA CANCER SPECIALISTS AND RESEARCH | | 2 | 2 | 50% | 4 |
| CVS TN4624POCT KNOXVILLE | | 3 | 1 | 25% | 4 |

COVID-19: testing by laboratory

Data through Mar 19, 2021 verified as of Mar 20, 2021 at 09:25 AM

Data in this report are provisional and subject to change.

The numbers in the table below represent the number of Florida and non-Florida residents for whom test results were received by the Department of Health. A person can be tested by more than one laboratory and can have both positive and negative results. **Therefore, the sum of the numbers in each column will be larger than the total number of people tested.**

| Reporting lab | Inconclusive | Negative | Positive | Percent positive | Total |
|--|--------------|----------|----------|------------------|-------|
| AIRPORT CLINIC | | | 4 | 100% | 4 |
| ROAN DRUG COMPANY LLC | | 4 | | | 4 |
| PLAINVIEW PRIMARY CARE | | 4 | | | 4 |
| CVS NV9841POCT RENO | | 2 | 2 | 50% | 4 |
| Metro West Nursing and Rehab | | | 4 | 100% | 4 |
| LUVERNE HEALTH AND REHABILITATION | | 4 | | | 4 |
| CLINICAL PATHOLOGY LABORATORIES | | | 4 | 100% | 4 |
| COMPREHENSIVE CLINICAL RESEARCH, LLC | | | 4 | 100% | 4 |
| MEDICAL CENTER ENTERPRISE | | | 4 | 100% | 4 |
| Grace Rehabilitation of Vero Beach | | 4 | | | 4 |
| ELDER ALTERNATIVES INC | | 3 | 1 | 25% | 4 |
| Bon Secours Place | | 3 | 1 | 25% | 4 |
| MEDEXPRESS - NEWARK | | 4 | | | 4 |
| ST PETE DIRECT PRIMARY CARE | | 2 | 2 | 50% | 4 |
| BETTER AT HOME | | 4 | | | 4 |
| DYNACARE LABORATORIES | | | 4 | 100% | 4 |
| CLINICAL ASSOCIATES OF ORLANDO LLC | | 4 | | | 4 |
| ADVENT HEALTH - TUSKAWILLA | | 4 | | | 4 |
| BLOOMIN BRANDS WELLNESS CENTER | | 3 | 1 | 25% | 4 |
| MINUTECLINIC MINUTECLINIC #3665 | | 4 | | | 4 |
| GENEVA GENERAL HOSPITAL LABORATORY | | 3 | 1 | 25% | 4 |
| HAMPTON ALF AT 24TH ROAD LLC | | | 4 | 100% | 4 |
| CULLMAN REGIONAL MEDICAL CENTER | | 3 | 1 | 25% | 4 |
| Kroger 339 - The Little Clinic Highlands - Bardstown Road | | 4 | | | 4 |
| REELFOOT FAMILY WALK IN CLINIC | | 3 | 1 | 25% | 4 |
| MD ANDERSON CANCER CENTER DI BAY AREA | | | 4 | 100% | 4 |
| ManorCare Health Services Camp Hill | | 4 | | | 4 |
| DEPARTMENT OF HEALTH AND HUMAN SERVICES | | 2 | 2 | 50% | 4 |
| ENCOMPASS HOME HEALTH | | 4 | | | 4 |
| JFK INTERNAL MEDICINE FACULTY PRACTICE | | 2 | 2 | 50% | 4 |
| PHYSICIANS IMMEDIATE CARE AURORA | | | 4 | 100% | 4 |
| MINUTECLINIC, LLC #5707 | | 4 | | | 4 |
| COVENIENT CARE MEDICAL CLINIC | | | 4 | 100% | 4 |
| MEDEXPRESS URGENT CARE - TEAYS VALLEY | | 3 | 1 | 25% | 4 |
| PREMIER PEDIATRICS | | 1 | 3 | 75% | 4 |
| LOUISIANA DEPT. OF HEALTH AND HOSPITALS-INFECTIOUS DISEASE EPI SECTION | | | 4 | 100% | 4 |
| MD NOW URGENT CARE - DELRAY WEST | | | 4 | 100% | 4 |
| CVS MD1515POCT LEONARDTOWN | | 3 | 1 | 25% | 4 |
| CVS IN5696POCT FORT WAYNE | | 4 | | | 4 |
| MENORAH MANOR | | | 3 | 100% | 3 |
| OPP HEALTH AND REHABILITATION | | 3 | | | 3 |
| DEPARTMENT OF HEALTH AND ENVIRONMENTAL CONTROL | | | 3 | 100% | 3 |
| EASTMAN HEALTHCARE & REHAB | | 3 | | | 3 |
| CALLE OCHO DIALYSIS | | | 3 | 100% | 3 |
| SENTARA NORFOLK GENERAL HOSPITAL CENTRAL LAB | | | 3 | 100% | 3 |
| MEDEXPRESS URGENT CARE - ANDERSON | | 3 | | | 3 |
| Kroger 627 - The Little Clinic Castleberry | | 2 | 1 | 33% | 3 |

COVID-19: testing by laboratory

Data through Mar 19, 2021 verified as of Mar 20, 2021 at 09:25 AM

Data in this report are provisional and subject to change.

The numbers in the table below represent the number of Florida and non-Florida residents for whom test results were received by the Department of Health. A person can be tested by more than one laboratory and can have both positive and negative results. **Therefore, the sum of the numbers in each column will be larger than the total number of people tested.**

| Reporting lab | Inconclusive | Negative | Positive | Percent positive | Total |
|--|--------------|----------|----------|------------------|-------|
| CVS OH10893POCT PARMA | | 2 | 1 | 33% | 3 |
| WEST TN HEALTH MED NORTH | | 3 | | | 3 |
| CVS IL3163POCT OAK PARK | | 3 | | | 3 |
| CROSSROADS URGENT CARE PLLC | | 3 | | | 3 |
| MARYLAND STATE DEPT OF HEALTH | 2 | | 1 | 33% | 3 |
| LEVY COUNTY DEPT. OF PUBLIC SAFETY | | 1 | 2 | 67% | 3 |
| CARENOW-LEBANON | | 1 | 2 | 67% | 3 |
| CLEARWATER | | 2 | 1 | 33% | 3 |
| CVS MA594POCT FALMOUTH | | 3 | | | 3 |
| NEWSTAR MEDICAL LABORATORIES | | 3 | | | 3 |
| SLOPESIDE LABS AND TESTING, LLC - THE HIDEOUT AT BUTTERMILK MOUNTAIN | | 3 | | | 3 |
| HEPATOLOGY DIAGNOSTIC LAB | | | 3 | 100% | 3 |
| MT CARMEL PHARMACY INC | | 3 | | | 3 |
| Marian Manor, Inc | | 3 | | | 3 |
| CVS MA2401POCT MARSHFIELD | | 3 | | | 3 |
| OAKS OF CLEARWATER, THE | | 2 | 1 | 33% | 3 |
| NEW YORK STATE DEPARTMENT OF HEALTH | | 1 | 2 | 67% | 3 |
| CVS IN6605POCT INDIANAPOLIS | | 2 | 1 | 33% | 3 |
| MIDWAY SPECIALTY CARE RX LLC | | 1 | 2 | 67% | 3 |
| INSPIRA MEDICAL CENTER VINELAND LAB | | 2 | 1 | 33% | 3 |
| OHIO DEPARTMENT OF HEALTH LABORATORY | | 2 | 1 | 33% | 3 |
| ERIE COUNTY PUBLIC HEALTH CLINICAL | | 3 | | | 3 |
| CVS PA1379POCT LANSDALE | | 3 | | | 3 |
| JACKSONVILLE PEDIATRICS | | | 3 | 100% | 3 |
| YORK HOSPITAL - LABORATORY | | | 3 | 100% | 3 |
| MANATEE URGENT CARE LLC | | | 3 | 100% | 3 |
| LOCH HAVEN PEDIATRICS | | | 3 | 100% | 3 |
| BLACKWATER RIVER | | | 3 | 100% | 3 |
| WAL-MART STORES EAST LP | | 2 | 1 | 33% | 3 |
| BNC Medical Investors, LLC Berrien Nursing & Rehabilitation Center | | 3 | | | 3 |
| LAHEY CLINIC MEDICAL CENTER | | | 3 | 100% | 3 |
| ALABAMA DEPT PUBLIC HEALTH | | | 3 | 100% | 3 |
| HIALEAH SHORES NURSING AND | | 2 | 1 | 33% | 3 |
| Broadview Multi-Care Center | | 3 | | | 3 |
| MINUTECLINIC DIAG OF IND, LLC #6483 | | 1 | 2 | 67% | 3 |
| TARRANT COUNTY PUBLIC HEALTH | | 3 | | | 3 |
| TAMPA INTERNATIONAL AIRPORT | | | 3 | 100% | 3 |
| MEDEXPRESS URGENT CARE- COLUMBIA HEIGH | | 3 | | | 3 |
| PUBLIC HEALTH TRUST OF MIAMI DADE COUNTY | | | 3 | 100% | 3 |
| CVS TX8322POCT AUSTIN | | 3 | | | 3 |
| NHC HealthCare Anniston | | 3 | | | 3 |
| CLINICAL CARE ASSOCIATES, INC | | | 3 | 100% | 3 |
| MID FLORIDA CLINICAL LABORATORY | | 2 | 1 | 33% | 3 |
| MUNSON MEDICAL CENTER | | | 3 | 100% | 3 |
| NYU WINTHROP LABORATORY | | 3 | | | 3 |
| ONSLOW MEMORIAL HOSPITAL LABORATORY | | 3 | | | 3 |
| Kroger 635 - The Little Clinic Dacula | | 3 | | | 3 |

COVID-19: testing by laboratory

Data through Mar 19, 2021 verified as of Mar 20, 2021 at 09:25 AM

Data in this report are provisional and subject to change.

The numbers in the table below represent the number of Florida and non-Florida residents for whom test results were received by the Department of Health. A person can be tested by more than one laboratory and can have both positive and negative results. **Therefore, the sum of the numbers in each column will be larger than the total number of people tested.**

| Reporting lab | Inconclusive | Negative | Positive | Percent positive | Total |
|---|--------------|----------|----------|------------------|-------|
| US SPECIALTY LABS | | | 3 | 100% | 3 |
| SOUTH COUNTY MENTAL HEALTH CENTER INC | | | 3 | 100% | 3 |
| PICHARDO CLINIC, THE | | 1 | 2 | 67% | 3 |
| SANFORD MOBILE LAB | | | 3 | 100% | 3 |
| MINUTECLINIC DIAGNOSTIC OF VIRGINIA, LLC | | 3 | | | 3 |
| SERENADES BY SONATA | | 1 | 2 | 67% | 3 |
| FRESENIUS KIDNEY CARE | | | 3 | 100% | 3 |
| 320 S TRANSIT ST | | 3 | | | 3 |
| SUNCOAST COMMUNITY HEALTH CENTERS INC | | 2 | 1 | 33% | 3 |
| BAPTIST PRIMARY CARE FERNANDINA BEACH | | | 3 | 100% | 3 |
| MEDEXPRESS URGENT CARE, HERMITAGE | | 1 | 2 | 67% | 3 |
| MEDEXPRESS URGENT CARE- ALLISON PARK | | 1 | 2 | 67% | 3 |
| GROVES CENTER | | | 3 | 100% | 3 |
| GREATER MOBILE URGENT CARE – SPRINGHILL | | | 3 | 100% | 3 |
| ASPEN VALLEY HOSPITAL | | | 3 | 100% | 3 |
| SMOKY MOUNTAIN URGENT CARE AND FAMILY MEDICINE CENTER | | | 3 | 100% | 3 |
| BAPTIST HOSPITAL NURSING/PATIENT CARE | | | 3 | 100% | 3 |
| Kroger 522 - The Little Clinic Gahanna | | 2 | 1 | 33% | 3 |
| THOMAS LANGLEY | | | 3 | 100% | 3 |
| SEACOAST PATHOLOGY PROFESSIONAL ASSOC | | 3 | | | 3 |
| MEDEXPRESS URGENT CARE - TOPEKA, SW WANAMAKER RD | | 3 | | | 3 |
| Grandview Health Care Center | | 3 | | | 3 |
| MINUTE-CLINIC DIAGNOSTIC OF VIRGINIA, LLC #3949 | | 3 | | | 3 |
| OLEAN GENERAL HOSPITAL | | 3 | | | 3 |
| Kroger 448 - The Little Clinic Mason | | 3 | | | 3 |
| FULGENT GENETICS HOUSTON | | 3 | | | 3 |
| MEDEXPRESS URGENT CARE - BECKLEY | | 1 | 2 | 67% | 3 |
| TERRACE OF ST CLOUD, THE | | 2 | 1 | 33% | 3 |
| CTRS | | | 3 | 100% | 3 |
| MEDEXPRESS URGENT CARE - NORTH LITTLE | | 2 | 1 | 33% | 3 |
| ST VINCENTS AMBULATORY CARE INC | | 1 | 2 | 67% | 3 |
| RUSSELL SAGE COLLEGE WELLNESS CENTER | | 3 | | | 3 |
| GULF COAST IMMEDIATE CARE CENTER | | 1 | 2 | 67% | 3 |
| WALGREENS NO 19542 | | 3 | | | 3 |
| PROMPT CARE OF CENTRAL FLORIDA LLC | | | 3 | 100% | 3 |
| TMH PHYSICIAN PARTNERS BLOUNTSTOWN | | | 3 | 100% | 3 |
| ORLANDO AIRPORT DIALYSIS | | 3 | | | 3 |
| MARION COUNTY FIRE RESCUE | | 3 | | | 3 |
| MEDIC INFUSION PA | | 3 | | | 3 |
| TAMPA | | 1 | 2 | 67% | 3 |
| Fort Gaines Health and Rehab | | 3 | | | 3 |
| MINUTECLINIC, LLC #05814 | | 3 | | | 3 |
| VIRGINIA DIVISION OF CONSOLIDATED LABORATORIES | | | 3 | 100% | 3 |
| FLAGLER FAMILY MEDICINE PA | | | 3 | 100% | 3 |
| WALGREENS #07502 | | 3 | | | 3 |
| DEPARTMENT OF HEALTH AND HUMAN SERVICES DIVISION OF BEHAVIORAL HEALTH | | 1 | 2 | 67% | 3 |
| MOUNT SINAI AVENTURA DIAGNOSTIC CENTER | | | 3 | 100% | 3 |

COVID-19: testing by laboratory

Data through Mar 19, 2021 verified as of Mar 20, 2021 at 09:25 AM

Data in this report are provisional and subject to change.

The numbers in the table below represent the number of Florida and non-Florida residents for whom test results were received by the Department of Health. A person can be tested by more than one laboratory and can have both positive and negative results. **Therefore, the sum of the numbers in each column will be larger than the total number of people tested.**

| Reporting lab | Inconclusive | Negative | Positive | Percent positive | Total |
|--|--------------|----------|----------|------------------|-------|
| Rosedale Green | | 3 | | | 3 |
| Hunterdon Medical Center Laboratory | | 3 | | | 3 |
| Kroger 592 - The Little Clinic Alexander Plaza | | 2 | 1 | 33% | 3 |
| MINUTECLINIC, LLC #05891 | | 2 | 1 | 33% | 3 |
| LUCID LABORATORY SERVICES | | 3 | | | 3 |
| THE PATHOLOGY LABORATORY | | 1 | 2 | 67% | 3 |
| BROOME COUNTY HEALTH DEPARTMENT | | 2 | 1 | 33% | 3 |
| GRADY MEMORIAL HOSPITAL/MICRO | | | 3 | 100% | 3 |
| URGENT CARE OF THE SMOKIES | | | 3 | 100% | 3 |
| Sears Coastal Nursing and Rehab | | 3 | | | 3 |
| CENTRAL DUPAGE HOSPITAL | | | 3 | 100% | 3 |
| HARBOUR'S EDGE | | 2 | 1 | 33% | 3 |
| MINUTECLINIC #788 | | 3 | | | 3 |
| IMMERSION RESIDENTIAL LLC | | | 3 | 100% | 3 |
| CVS GA5637POCT VILLA RICA | | 3 | | | 3 |
| STRINGFELLOW MEMORIAL HOSPITAL | | 3 | | | 3 |
| LPG PEDIATRICS AT LEHIGH ACRES | | 2 | 1 | 33% | 3 |
| GARCIA MORALES NELSON | | | 3 | 100% | 3 |
| F W HUSTON MEDICAL CENTER SENIOR LIVIN | | 3 | | | 3 |
| FLORIDA LABORATORY ANALYSIS, LLC | | | 3 | 100% | 3 |
| WEST COCOA PHARMACY | | | 3 | 100% | 3 |
| Kroger 571 - The Little Clinic Hendersonville | | 1 | 2 | 67% | 3 |
| PEDIATRICS BY THE SEA JOG RD OFFICE | | | 3 | 100% | 3 |
| LEE MEMORIAL HOSPITAL BLOOD GAS LAB | | | 3 | 100% | 3 |
| CVS NC7057POCT SHELBY | | 3 | | | 3 |
| MOBIL LAB FOR ALL INC | | 3 | | | 3 |
| AUSTIN PUBLIC HEALTH | | | 3 | 100% | 3 |
| NOVANT HEALTH PRESBYTERIAN | | 2 | 1 | 33% | 3 |
| COVANCE CLS | | | 3 | 100% | 3 |
| EXETER HOSPITAL | | 3 | | | 3 |
| ORLANDO REGIONAL HEALTH SERVICES | | 1 | 2 | 67% | 3 |
| NDX-CORE LAB | | | 3 | 100% | 3 |
| MARRA'S PHARMACY | | 3 | | | 3 |
| CVS AZ1720POCT QUEEN CREEK | | 3 | | | 3 |
| CVS MO4850POCT SPRINGFIELD | | 3 | | | 3 |
| St. Josephs Hospital | | 1 | 2 | 67% | 3 |
| SOUTH LAKE FAMILY HEALTH CENTER | | | 3 | 100% | 3 |
| EAST NAPLES PEDIATRICS | | | 3 | 100% | 3 |
| NC STATE LABORATORY OF PUBLIC HEALTH | | 3 | | | 3 |
| CVS MA1095POCT AMHERST | | 3 | | | 3 |
| WHOLE CHILD PEDIATRICS | | | 3 | 100% | 3 |
| Kroger 758 - The Little Clinic Providence | | 3 | | | 3 |
| ALL4KIDZ PEDIATRICS LLC | | 2 | 1 | 33% | 3 |
| KAILOS GENETICS INC | | 1 | 2 | 67% | 3 |
| VICAR'S LANDING NURSING HOME | | 2 | 1 | 33% | 3 |
| ALLIANCE LABS @LRMC | | | 3 | 100% | 3 |
| Greystone Health Care Center | | 3 | | | 3 |

COVID-19: testing by laboratory

Data through Mar 19, 2021 verified as of Mar 20, 2021 at 09:25 AM

Data in this report are provisional and subject to change.

The numbers in the table below represent the number of Florida and non-Florida residents for whom test results were received by the Department of Health. A person can be tested by more than one laboratory and can have both positive and negative results. **Therefore, the sum of the numbers in each column will be larger than the total number of people tested.**

| Reporting lab | Inconclusive | Negative | Positive | Percent positive | Total |
|---|--------------|----------|----------|------------------|-------|
| GONZALEZ MD AND ASWAD MD HEALTH SERVICES | | | 3 | 100% | 3 |
| MPG JACKSONVILLE ATLANTIC BLVD | | 1 | 2 | 67% | 3 |
| AKRON GENERAL MEDICAL CENTER MAIN | | 3 | | | 3 |
| LRHS Florida Poly Tech | | 3 | | | 3 |
| CVS OH2518POCT COLUMBUS | | 2 | 1 | 33% | 3 |
| NEMOURS CHILDRENS PRIMARY CARE MAITLAND | | | 3 | 100% | 3 |
| CENTRAL JERSEY URGENT CARE OF BROWN MI | | 3 | | | 3 |
| MEDEXPRESS URGENT CARE - FORT SMITH | | 3 | | | 3 |
| MEDEXPRESS URGENT CARE GREENSBURG | | 2 | 1 | 33% | 3 |
| Kroger 768 - The Little Clinic Leestown Rd | | 2 | 1 | 33% | 3 |
| CVS TX2876POCT PROSPER | | 3 | | | 3 |
| SOLERA SPECIALTY PHARMACY LLC | | 2 | 1 | 33% | 3 |
| GUTHRIE CORNING HOSPITAL LABORATORY | | 3 | | | 3 |
| HEALGEN SCIENTIFIC | | | 3 | 100% | 3 |
| UNITY HEALTH AND REHABILITATION CENTER | | | 3 | 100% | 3 |
| TREASURE COAST INFECTIOUS DISEASE CONSULTANTS | | 1 | 2 | 67% | 3 |
| ST LUKES HOSPITAL LABORATORY | | 2 | 1 | 33% | 3 |
| INTERNAL MEDICINE AND WOUND CARE SPECIALIST LLC | | 3 | | | 3 |
| MID-FLORIDA PATHOLOGY LLC - MOBILE UNIT # 3 | | 1 | 2 | 67% | 3 |
| Walgreens #5984 | | 3 | | | 3 |
| GENDERXPRESS/PICTURE ME PERFECT IMAGING | | | 3 | 100% | 3 |
| COMMUNITY MEDICAL CENTER | | | 3 | 100% | 3 |
| CVS SC1540POCT MYRTLE BEACH | | 2 | 1 | 33% | 3 |
| UNIVERSITY OF KANSAS MEDICAL CENTER | | | 3 | 100% | 3 |
| Westside Terrace | | 3 | | | 3 |
| SHANDS AT LAKE SHORE LAB | | 1 | 2 | 67% | 3 |
| FELICIDAD MEDICAL CENTER INC | | | 3 | 100% | 3 |
| FLORIDA HOSPITAL LABORATORIES | | 3 | | | 3 |
| FHPG TAMPA PRIMARY CARE | | | 3 | 100% | 3 |
| CVS SC7334POCT LEXINGTON | | 3 | | | 3 |
| MEDEXPRESS URGENT CARE, CHAMBERSBURG | | 2 | 1 | 33% | 3 |
| MEDEXPRESS-HOUSTON EAST FWY | | 1 | 2 | 67% | 3 |
| CVS NC7548POCT FUQUAY VARINA | | 2 | 1 | 33% | 3 |
| QUALITY LABORATORY SERVICE | | 2 | 1 | 33% | 3 |
| JUPITER INTERNAL MEDICINE AND ASSOCIATES | | | 3 | 100% | 3 |
| CAPTIAL REGIONAL MEDICAL CENTER | | | 3 | 100% | 3 |
| NORTHCREST MEDICAL CENTER | | 1 | 2 | 67% | 3 |
| CARENOW-ATASCOCITA | | | 3 | 100% | 3 |
| MINUTECLINIC DIAGNOSTIC OF NORTH CARO | | 3 | | | 3 |
| PHYSICIANS CARE INC | | 1 | 2 | 67% | 3 |
| ADVANCED MEDICAL RESEARCH CENTER LLC | | | 3 | 100% | 3 |
| OPTUM PRIMARY CARE - SILVER LAKES | | | 3 | 100% | 3 |
| HELIX MEDICAL CENTERS | | 1 | 2 | 67% | 3 |
| MINUTE CLINIC DIAGNOSTIC OF VIRGINIA, LLC #6292 | | 3 | | | 3 |
| Kroger 186 - The Little Clinic Holiday Manor | | 2 | 1 | 33% | 3 |
| SURETOX LABORATORY LLC | | 2 | 1 | 33% | 3 |
| BEEBE MEDICAL CENTER LABORATORY | | 3 | | | 3 |

COVID-19: testing by laboratory

Data through Mar 19, 2021 verified as of Mar 20, 2021 at 09:25 AM

Data in this report are provisional and subject to change.

The numbers in the table below represent the number of Florida and non-Florida residents for whom test results were received by the Department of Health. A person can be tested by more than one laboratory and can have both positive and negative results. **Therefore, the sum of the numbers in each column will be larger than the total number of people tested.**

| Reporting lab | Inconclusive | Negative | Positive | Percent positive | Total |
|--|--------------|----------|----------|------------------|-------|
| MEDEXPRESS URGENT CARE - RICHMOND, W BROAD ST | | 3 | | | 3 |
| NORTHERN LIGHT LABORATORY | | 1 | 2 | 67% | 3 |
| CVS TX7288POCT DALLAS | | 3 | | | 3 |
| LEXINGTON MEDICAL CENTER | | 1 | 2 | 67% | 3 |
| MEDEXPRESS URGENT CARE-CLOQUET | | 3 | | | 3 |
| MALABAR FAMILY PRACTICE | | 1 | 2 | 67% | 3 |
| VIRGINIA DEPARTMENT OF HEALTH DIVISION OF | | | 3 | 100% | 3 |
| CROSSVILLE MEDICAL GROUP | | 1 | 2 | 67% | 3 |
| SAVANNAH COVE | | 3 | | | 3 |
| MEDEXPRESS URGENT CARE - WHEELING | | 2 | 1 | 33% | 3 |
| BETTERMED URGENT CARE | | | 3 | 100% | 3 |
| ADRIANA M CASTRO MD PA | | 3 | | | 3 |
| MONTEFIORE MEDICAL CENTER LABS MONTEFIORE | | 2 | 1 | 33% | 3 |
| BROOKDALE SENIOR LIVING | | | 3 | 100% | 3 |
| TIEHH BIOTERRORISM RESPONSE LAB | | | 3 | 100% | 3 |
| BOLING, STEPHANIE | | 3 | | | 3 |
| CVS PHARMACY INC DBA CVS/PHARMACY #10908 | | 3 | | | 3 |
| SISD EMPLOYEE HEALTH CLINIC | | | 3 | 100% | 3 |
| HELIX URGENT CARE | | | 3 | 100% | 3 |
| ESCO DRUG CO INC | | 3 | | | 3 |
| NASSAU COUNTY HEALTH DEPARTMENT | | 3 | | | 3 |
| NORTHEAST FLORIDA INTERNAL MEDICINE PA | | 3 | | | 3 |
| HEALTHQUEST, INC | | 2 | 1 | 33% | 3 |
| PATHOLOGY REFERENCE LAB LLC | | | 3 | 100% | 3 |
| STARMED FAMILY & URGENT CARE | | | 3 | 100% | 3 |
| 24TH WEAPONS OF MASS DESTRUCTION - CIVIL SUPPORT | | 3 | | | 3 |
| CVS MINUTE CLINIC DIAGNOSTIC MED GRP OF CAL | | 3 | | | 3 |
| NASSAU COUNTY HEALTH DEPARTMENT-FERNANDINA BEACH C | | 3 | | | 3 |
| QUEST DIAGNOSTICS CLINICAL LABORATORIES INC | | 2 | 1 | 33% | 3 |
| MEDICAL CITY DALLAS HOSPITAL | | | 3 | 100% | 3 |
| WELLSTAR KENNESTONE HOSPITAL | | | 3 | 100% | 3 |
| NORTH CAROLINA DEPT OF HEALTH & HUMAN SRVCS STATE LAB OF PUBLIC HEALTH | | | 3 | 100% | 3 |
| HAVEN CUSTEAD CARE CENTER | | | 3 | 100% | 3 |
| Kroger 388 - The Little Clinic Braelinn Village | | 3 | | | 3 |
| LEESBURG REGIONAL MEDICAL CENTER URGENT CARE | | | 3 | 100% | 3 |
| JOHN KNOX MANOR INC II | | 2 | 1 | 33% | 3 |
| BROOKDALE OAKBRIDGE | | 1 | 2 | 67% | 3 |
| TIFTON CARECONNECT URGENT CARE | | | 3 | 100% | 3 |
| CELEBRATION PRIMARY CARE ASSOCIATES LLC | | 3 | | | 3 |
| PROHEALTH PRIMARY CARE - GLEN OAKS | | 3 | | | 3 |
| CVS MA1006POCT BROCKTON | | 3 | | | 3 |
| NORTHWEST FLORIDA CLINICAL LAB | | 1 | 2 | 67% | 3 |
| Concordia Village of Tampa | | | 3 | 100% | 3 |
| INTERCOASTAL FAMILY PRATICE | | 1 | 2 | 67% | 3 |
| MINUTECLINIC LLC #5176 | | | 3 | 100% | 3 |
| DOUGLASVILLE NURSING AND REHABILITATIO | | 3 | | | 3 |
| CVS PA1657POCT YORK | | 2 | 1 | 33% | 3 |

COVID-19: testing by laboratory

Data through Mar 19, 2021 verified as of Mar 20, 2021 at 09:25 AM

Data in this report are provisional and subject to change.

The numbers in the table below represent the number of Florida and non-Florida residents for whom test results were received by the Department of Health. A person can be tested by more than one laboratory and can have both positive and negative results. **Therefore, the sum of the numbers in each column will be larger than the total number of people tested.**

| Reporting lab | Inconclusive | Negative | Positive | Percent positive | Total |
|---|--------------|----------|----------|------------------|-------|
| CLINICA HISPANIA | | | 3 | 100% | 3 |
| REGIONAL MEDICAL CENTER BAYONET POINT | | | 3 | 100% | 3 |
| CONCENTRA - PLANTATION | | 3 | | | 3 |
| HELIX LW UC | | 1 | 2 | 67% | 3 |
| CVS PA1074POCT KENNETT SQUARE | | 3 | | | 3 |
| PARADISE VILLA ALF INCORPORATED | | 3 | | | 3 |
| Kroger 387 - The Little Clinic Hubbards Lane | | 3 | | | 3 |
| DEVANSH LAB WERKS | | 1 | 2 | 67% | 3 |
| STEAMBOAT EMERGENCY CENTER | | | 3 | 100% | 3 |
| SARASOTA PERSONAL MEDICINE | | 2 | 1 | 33% | 3 |
| CVS PA5241POCT CHALFONT | | 3 | | | 3 |
| MAYO | | 1 | 2 | 67% | 3 |
| LAURELLWOOD NURSING CENTER | | 1 | 2 | 67% | 3 |
| SEMINOLE FAMILY HEALTH CENTER | | 3 | | | 3 |
| CVS RI326POCT NORTH SMITHFIELD | | 3 | | | 3 |
| WINDSOR AT OCALA | | 2 | 1 | 33% | 3 |
| CVS SC5471POCT LEXINGTON | | 2 | 1 | 33% | 3 |
| SCHIFF CENTER FOR LIVER DISEASES | | 1 | 2 | 67% | 3 |
| MANORCARE NURSING & REHABILITATION CENTER-NAPLES | | 3 | | | 3 |
| CVS IN6757POCT COLUMBUS | | 3 | | | 3 |
| MEDEXPRESS URGENT CARE-CHIPPEWA | | 2 | 1 | 33% | 3 |
| MEDEXPRESS URGENT CARE - LITTLE ROCK | | 2 | 1 | 33% | 3 |
| WALGREENS_COCONUT CREEK | | 3 | | | 3 |
| YATES COUNTY PUBLIC HEALTH | | 3 | | | 3 |
| ADVENT HEALTH MEDICAL GROUP FAMILY MEDICINE | | | 3 | 100% | 3 |
| ALOHA HOME CARE LLC DBA ACCENTCARE HOME HEALTH OF | | 3 | | | 3 |
| ST. PETERSBURG PEDIATRICS- 38TH AVENUE | | | 3 | 100% | 3 |
| CVS AZ10150POCT PHOENIX | | 3 | | | 3 |
| LILY'S PROMISE AL#12775 | | 3 | | | 3 |
| ACCESS HEALTH CARE | | 2 | 1 | 33% | 3 |
| VIRTUA MEMORIAL HOSPITAL BURLINGTON COUNTY | | 1 | 2 | 67% | 3 |
| MINUTECLINIC DIAG OF IND, LLC #5369 | | 2 | 1 | 33% | 3 |
| NORTH SHORE HOSP. INFECTION CONTROL | | | 3 | 100% | 3 |
| MINUTECLINIC DIAGNOSTIC OF NEW MEXICO LLC #7552 | | 3 | | | 3 |
| CANOPY PEDIATRICS | | 3 | | | 3 |
| JOSEPH SCHENKER MD PC | | 3 | | | 3 |
| MINUTECLINIC DIAGNOSTIC OF WISCONSIN, | | 3 | | | 3 |
| ADVENTHEALTH MEDICALGROUP PEDIATRICS AT ORLANDO | | 3 | | | 3 |
| CAMPAZZI CONCIERGE MEDICAL SERVICES | | 2 | 1 | 33% | 3 |
| SOFTLAB | | | 3 | 100% | 3 |
| COVENANT PEDIATRICS | | 1 | 2 | 67% | 3 |
| MEDICAL CENTER OF CENTRAL GEORGIA | | | 3 | 100% | 3 |
| LOYOLA UNIVERSITY MEDICAL CENTER LABORATORY | | | 3 | 100% | 3 |
| FAMILY TREE MEDICAL GROUP PA | | 2 | 1 | 33% | 3 |
| SIGNATURE CARE PFLUGERVILLE | | | 3 | 100% | 3 |
| CORTLAND COUNTY HEALTH DEPARTMENT | | 3 | | | 3 |
| ST LUCIE COUNTY HEALTH DEPARTMENT | | 2 | 1 | 33% | 3 |

COVID-19: testing by laboratory

Data through Mar 19, 2021 verified as of Mar 20, 2021 at 09:25 AM

Data in this report are provisional and subject to change.

The numbers in the table below represent the number of Florida and non-Florida residents for whom test results were received by the Department of Health. A person can be tested by more than one laboratory and can have both positive and negative results. **Therefore, the sum of the numbers in each column will be larger than the total number of people tested.**

| Reporting lab | Inconclusive | Negative | Positive | Percent positive | Total |
|---|--------------|----------|----------|------------------|-------|
| COLONIAL MEDICAL CENTER-EAST ORLANDO | | | 3 | 100% | 3 |
| MINUTE CLINIC LLC #1909 | | 3 | | | 3 |
| BLACK STALLION WALK IN AND EXERCISE CLINICS LLC | | 1 | 2 | 67% | 3 |
| COMMUNICABLE DISEASE CONTROL/PUBLIC HEALTH EMERGENCY PREPAREDNESS | | | 3 | 100% | 3 |
| MEDEXPRESS URGENT CARE, BELLE VERNON | | 3 | | | 3 |
| COOPER UNIVERSITY HOSPITAL LABORATORY | | 2 | 1 | 33% | 3 |
| CARECENTER PHARMACY, LLC | | 3 | | | 3 |
| MINUTECLINIC, LLC (CLINIC 10928) | | 3 | | | 3 |
| MC DIAGNOSTIC OF CONNECTICUT, PC #114 | | 3 | | | 3 |
| PRISMA HEALTH MIDLANDS | | | 3 | 100% | 3 |
| GYN PATH SERVICES | | | 3 | 100% | 3 |
| CVS IL4778POCT EVANSTON | | 3 | | | 3 |
| TUFTS MEDICAL CENTER | | | 3 | 100% | 3 |
| BRADENTON PHYSICIAN MEDICAL CENTER | | | 3 | 100% | 3 |
| NEW YORK PHYSICIANS LLP | | 3 | | | 3 |
| PANCARE HEALTH - FRANKLIN CO | | | 3 | 100% | 3 |
| SUNDALE NURSING HOME | | 3 | | | 3 |
| CAREHERE LLC | | | 3 | 100% | 3 |
| NORTH DAKOTA DEPT OF HEALTH MICROBIOLOGY | | 1 | 2 | 67% | 3 |
| CORMEUM LAB SERVICES, LLC | | | 3 | 100% | 3 |
| SCRIPPS CLINIC MEDICAL | | | 3 | 100% | 3 |
| Wynfield Park Health and Rehabilitation | | 3 | | | 3 |
| CVS NJ715POCT WAYNE | | 3 | | | 3 |
| PARRISH MEDICAL CENTER-WAIVED TESTING | | 3 | | | 3 |
| IMA MEDICAL CENTER OF OVIEDO | | | 3 | 100% | 3 |
| PREMIER CLINICAL RESEARCH INSTITUTE INC | | | 3 | 100% | 3 |
| AFC URGENT CARE/FARRAGUT | | | 3 | 100% | 3 |
| MEDICAL CENTER OF THE ROCKIES | | | 3 | 100% | 3 |
| HEARTLAND - CHARLESTON OF HANAHAN SC, | | 3 | | | 3 |
| HARBORCHASE OF STUART | | | 3 | 100% | 3 |
| OPENTRONS PRL | | 2 | 1 | 33% | 3 |
| CENTURY LINK SPORTS COMPLEX | | | 3 | 100% | 3 |
| LIFE CARE CENTER OF SKAGIT VALLEY | | 3 | | | 3 |
| ADVENT HEALTH - CENTRAL PASCO ER | | | 3 | 100% | 3 |
| FAMILY FIRST PEDIATRICS | | | 3 | 100% | 3 |
| CVS MINUTE CLINIC DIAGNOSTIC MED GRP | | 3 | | | 3 |
| DOCTORS OFFICE OF NEW JERSEY | | 3 | | | 3 |
| OHIO HEALTH DOCTORS HOSPITAL | | | 3 | 100% | 3 |
| SOUTH MIAMI HOSPITAL | | | 3 | 100% | 3 |
| MED FUSION | | | 3 | 100% | 3 |
| COVID PROCESSING SITE | | | 3 | 100% | 3 |
| NYC PUBLIC HEALTH LABS | | | 3 | 100% | 3 |
| ST. LUKE'S HOSPITAL - BETHLEHEM CAMPUS | | 1 | 2 | 67% | 3 |
| 2412 LEBANON PIKE | | 2 | 1 | 33% | 3 |
| SINAI POST ACUTE NURSING AND REHAB CE | | 3 | | | 3 |
| JS HEALTHCARE | | 2 | 1 | 33% | 3 |
| ADVENTHEALTH SEBRING- INFECTION CONTROL DEPARTMENT | | | 3 | 100% | 3 |

COVID-19: testing by laboratory

Data through Mar 19, 2021 verified as of Mar 20, 2021 at 09:25 AM

Data in this report are provisional and subject to change.

The numbers in the table below represent the number of Florida and non-Florida residents for whom test results were received by the Department of Health. A person can be tested by more than one laboratory and can have both positive and negative results. **Therefore, the sum of the numbers in each column will be larger than the total number of people tested.**

| Reporting lab | Inconclusive | Negative | Positive | Percent positive | Total |
|---|--------------|----------|----------|------------------|-------|
| SOFTCELL L-FORM LABORATORIES, LLC | | | 3 | 100% | 3 |
| University Crossing | | 3 | | | 3 |
| INTERNAL MEDICINE & PEDIATRICS WELLNESS CENTER | | | 3 | 100% | 3 |
| SKIPPACK MEDICAL LAB | | | 3 | 100% | 3 |
| ADVENTHEALTH MEDICAL GROUP PEDIATRICS AT APOPKA | | 3 | | | 3 |
| BOONES CREEK URGENT CARE | | 1 | 2 | 67% | 3 |
| ADVICE FOR OPTIMAL WELLNESS, INC | | | 3 | 100% | 3 |
| DOCTOR 4 U CLINIC | | 1 | 2 | 67% | 3 |
| NHC HealthCare, Cookeville | | 3 | | | 3 |
| Magnolia Health and Rehab Center | | | 3 | 100% | 3 |
| ENCOMPASS HEALTH REHABILITATION OF ALTAMONTE | | | 3 | 100% | 3 |
| COMPLETE FAMILY CARE, LLC/UNIVERSITY OF SAINT MARY | | 3 | | | 3 |
| Good Samaritan Society - Fairfield Glade | | 3 | | | 3 |
| HEWLETT URGENT CARE, PLLC | | 3 | | | 3 |
| Maryfield Inc. dba Pennybyrn | | 3 | | | 3 |
| CUMBERLAND MEDICAL CENTER INC | | 3 | | | 3 |
| SPRING LAKE REHABILITATION CENTER | | | 3 | 100% | 3 |
| BRENTWOOD SENIOR LIVING AT ST PETE | | | 3 | 100% | 3 |
| Bainbridge Health and Rehab | | 3 | | | 3 |
| MEDFUSION | | 2 | 1 | 33% | 3 |
| MARTHA A PRICE MD PA | | 1 | 2 | 67% | 3 |
| NORTH BROWARD HOSPITAL DISTRICT HEALTHCARE FOR THE HOMELESS | | | 3 | 100% | 3 |
| RAPID CITY RUGENT CARE | | | 3 | 100% | 3 |
| IOWA DEPARTMENT OF PUBLIC HEALTH | | | 3 | 100% | 3 |
| MERCY HOSPITAL | | | 3 | 100% | 3 |
| SUPER HEALTH PHARMACY LLC | | 3 | | | 3 |
| HOMELAND CENTER | | 3 | | | 3 |
| MEDICAL SERVICES OF AMERICA HOME HEALTH | | 3 | | | 3 |
| NORTH NAPLES HOSPITAL RESPIRATORY THERAPY DEPARTMENT | | | 3 | 100% | 3 |
| ALLIED PHYSICIANS GROUP PLLC | | 3 | | | 3 |
| MINNEOLA PLACE A HOMEBRIDGE COMMUNITY | | 3 | | | 3 |
| CVS PA2687POCT EXTON | | 3 | | | 3 |
| MEDEXPRESS URGENT CARE-ARLINGTON | | 2 | 1 | 33% | 3 |
| CVS MO8555POCT KANSAS CITY | | 3 | | | 3 |
| WELLMED AT APOLLO BEACH BLVD | | 1 | 2 | 67% | 3 |
| ANN STORCK CENTER INC | | 3 | | | 3 |
| SSM HEALTH ST LOUIS MICROBIOLOGY LABORATORY | | 1 | 2 | 67% | 3 |
| BRITO MEDICAL CENTER | | 1 | 2 | 67% | 3 |
| CVS NM8918POCT ALBUQUERQUE | | 3 | | | 3 |
| NATURE COAST PRIMARY CARE LAB LLC | | | 3 | 100% | 3 |
| MURFREESBORO MEDICAL CLINIC | | 3 | | | 3 |
| SUN TERRACE HEALTH CARE CENTER | | | 3 | 100% | 3 |
| ADVANCED HEART CARE OF SOUTH FLORIDA | | 3 | | | 3 |
| Gracemore Nursing and Rehab | | 3 | | | 3 |
| CVS NJ837POCT MARLTON | | 3 | | | 3 |
| EXCEL URGENT CARE OF NJ, LLC | | 1 | 2 | 67% | 3 |
| HALIFAX HEALTH CARE FOR WOMEN | | 3 | | | 3 |

COVID-19: testing by laboratory

Data through Mar 19, 2021 verified as of Mar 20, 2021 at 09:25 AM

Data in this report are provisional and subject to change.

The numbers in the table below represent the number of Florida and non-Florida residents for whom test results were received by the Department of Health. A person can be tested by more than one laboratory and can have both positive and negative results. **Therefore, the sum of the numbers in each column will be larger than the total number of people tested.**

| Reporting lab | Inconclusive | Negative | Positive | Percent positive | Total |
|--|--------------|----------|----------|------------------|-------|
| FLORIDA GASTROENTEROLOGY ASSOCIATES PA | | 3 | | | 3 |
| CVS MA1845POCT WILMINGTON | | 2 | 1 | 33% | 3 |
| MEADOWS AT CYPRESS GARDENS, THE | | 3 | | | 3 |
| VELOCITY CARE | | | 3 | 100% | 3 |
| Georgiana Health and Rehabilitation, LLC | | 3 | | | 3 |
| DOCTORS HOSPITAL RENAISSANCE | | | 3 | 100% | 3 |
| EXPEDIAN URGENT CARE | | | 3 | 100% | 3 |
| CVS GA2279POCT SUWANEE | | 3 | | | 3 |
| UHEALTH JACKSON URGENT CARE - CUTLER BAY | | 1 | 2 | 67% | 3 |
| CVS MA6505POCT NEWTON | | 3 | | | 3 |
| Medilodge of Montrose | | 3 | | | 3 |
| Village on the Green | | | 3 | 100% | 3 |
| CVS IL8753POCT CHICAGO | | 3 | | | 3 |
| TAYLOR MANOR | | 1 | 2 | 67% | 3 |
| SPARROW CENTRAL LAB | | | 3 | 100% | 3 |
| PREMIER FAMILY AND SPORTS MEDICINE | | 2 | 1 | 33% | 3 |
| BAYSIDE URGENT CARE CENTER INC | | | 3 | 100% | 3 |
| DELAWARE PUBLIC HEALTH LABORATORY | | 1 | 2 | 67% | 3 |
| LAKE SIDE HOSPITAL BELLE GLADE | | | 3 | 100% | 3 |
| CVS MO10151POCT SPRINGFIELD | | 2 | 1 | 33% | 3 |
| ORCHID COVE DAYTONA | | | 3 | 100% | 3 |
| Englewood Health and Rehab | | | 3 | 100% | 3 |
| FLORIDA MENTOR-POINT WEST CLUSTER | | 3 | | | 3 |
| COASTAL SKIN SURGERY AND DERMATOLOGY PL | | 3 | | | 3 |
| NEMOURS CHILDRENS PRIMARY CARE HORIZON WEST | | | 3 | 100% | 3 |
| CROWNE HEALTH CARE OF FORT PAYNE | | 2 | 1 | 33% | 3 |
| LEGACY ER AND URGENT CARE | | | 3 | 100% | 3 |
| CABELL HUNTINGTON HOSPITAL CLINICAL LAB | | | 3 | 100% | 3 |
| CCRX OF NORTH CAROLINA, LLC | | 2 | 1 | 33% | 3 |
| LITTLE SPURS PEDIATRIC URGENT CARE | | 1 | 2 | 67% | 3 |
| AZALEALAND NURSING HOME | | 3 | | | 3 |
| HOPE HEALTH CARE, LLC | | 3 | | | 3 |
| MONTANA PUBLIC HEALTH LAB | | | 3 | 100% | 3 |
| CVS PA2688POCT COLLEGEVILLE | | 3 | | | 3 |
| CGH MEDICAL CENTER | | | 3 | 100% | 3 |
| HOUSTON METHODIST HOSPITAL | | | 3 | 100% | 3 |
| ESTERO FIRE RESCUE | | 3 | | | 3 |
| ALLIANCE FOR MULTISPECIALTY RESEARCH | | 3 | | | 3 |
| ADVANCED PEDIATRICS | | | 3 | 100% | 3 |
| FIRST CARE - MIDDLESBORO | | | 3 | 100% | 3 |
| KISSIMMEE URGENT CARE | | 3 | | | 3 |
| NEBRASKA DEPARTMENT OF HEALTH AND HUMAN SERVICES | | | 3 | 100% | 3 |
| TRUE HEALTH – LAKE UNDERHILL | | 3 | | | 3 |
| CVS OH2486POCT NILES | | 1 | 2 | 67% | 3 |
| CVS MN6811POCT PLYMOUTH | | 3 | | | 3 |
| WHITE EARTH IHS MAIN LAB | | 3 | | | 3 |
| Cleveland Clinic Weston | | | 3 | 100% | 3 |

COVID-19: testing by laboratory

Data through Mar 19, 2021 verified as of Mar 20, 2021 at 09:25 AM

Data in this report are provisional and subject to change.

The numbers in the table below represent the number of Florida and non-Florida residents for whom test results were received by the Department of Health. A person can be tested by more than one laboratory and can have both positive and negative results. **Therefore, the sum of the numbers in each column will be larger than the total number of people tested.**

| Reporting lab | Inconclusive | Negative | Positive | Percent positive | Total |
|---|--------------|----------|----------|------------------|-------|
| MEDPEDS ASSOCIATES OF SARASOTA PA | | 3 | | | 3 |
| BAPTIST OUTPATIENT SERVICES | | | 3 | 100% | 3 |
| LINCOLN MEDICAL CENTER | | 3 | | | 3 |
| SCIENTIFIC LABORATORY DIVISION | | | 3 | 100% | 3 |
| RICHMOND CITY DEPARTMENT OF PUBLIC HEALTH | | | 3 | 100% | 3 |
| FLORIDA HOSPITAL PHYSICIANS GROUP | | 1 | 2 | 67% | 3 |
| Chestnut Park Rehabilitation and Nursing Center | | 3 | | | 3 |
| LB Broen Home | | 3 | | | 3 |
| Lakeview Village | | 3 | | | 3 |
| MIDDLETON PEDIATRICS | | | 3 | 100% | 3 |
| THE OASIS BEACHSIDE | | 3 | | | 3 |
| VA PRIMARY CARE ANNEX | | | 3 | 100% | 3 |
| MEDEXPRESS URGENT CARE NORWIN | | 3 | | | 3 |
| CARESPOT-WELLINGTON | | | 3 | 100% | 3 |
| LEESBURG COMMUNITY HEALTH CENTERS | | | 3 | 100% | 3 |
| BRIGHAM AND WOMEN'S HOSPITAL | | | 3 | 100% | 3 |
| PEDIATRICS AND ADOLESCENT MEDICINE | | 2 | 1 | 33% | 3 |
| IAN C BOYKIN MD | | 2 | 1 | 33% | 3 |
| MARINA ISLE ASSISTED LIVING | | 3 | | | 3 |
| BARONESS ERLANGER HOSPITAL | | 3 | | | 3 |
| PROPATH | | | 3 | 100% | 3 |
| CVS TN7144POCT BARTLETT | | 3 | | | 3 |
| ADVENTHEALTH IMAGING LAKE NONA | | 1 | 2 | 67% | 3 |
| ELITE PRIMARY CARE OF WAYCROSS | | | 3 | 100% | 3 |
| AFFORDABLE PRIMARY CARE LLC | | 3 | | | 3 |
| EAST TENNESSEE CHILDREN'S HOSPITAL | | 2 | 1 | 33% | 3 |
| VA OUTPATIENT CLINIC-NEW PORT RICHEY | | | 3 | 100% | 3 |
| AVANTE INVERNESS | | 1 | 2 | 67% | 3 |
| BRANDON REGIONAL EMERGENCY CTR | | | 3 | 100% | 3 |
| ADVANCED URGENT CARE CENTER OF THE UPPER KEYS | | 1 | 2 | 67% | 3 |
| LEE CONVENIENT CARE AT SUMMERLIN | | | 3 | 100% | 3 |
| CLARA MAASS TRANSITIONAL CARE UNIT | | 3 | | | 3 |
| MINUTECLINIC DIAGNOSTIC PA #3344 | | 3 | | | 3 |
| ACL LABORATORIES INDUSTRIAL TOXICOLOGY | | | 3 | 100% | 3 |
| AMI ST FRANCIS HOSPITAL LABORATORY | | 2 | 1 | 33% | 3 |
| EAST SIDE CLINICAL LABORATORY | | 2 | 1 | 33% | 3 |
| CVS AZ5026POCT MESA | | 3 | | | 3 |
| COMMUNITY HEALTH CENTERS INC | | | 3 | 100% | 3 |
| BROOKDALE LAKE MARY | | | 3 | 100% | 3 |
| GREENTREE MEDICAL CENTER | | | 3 | 100% | 3 |
| Kennedy University Hospital -Wash Twp L | | 3 | | | 3 |
| CVS CA9803POCT RIVERSIDE | | 3 | | | 3 |
| PINELLAS PARK HEALTH CENTER - PINELLAS CHD | | 1 | 2 | 67% | 3 |
| WYOMING DEPT OF HEALTH | | | 3 | 100% | 3 |
| BAPTIST PRIMARY CARE, INC. | | 2 | 1 | 33% | 3 |
| APEX CLINICAL LABORATORIES INC | | 3 | | | 3 |
| COL CROSSROAD | | 1 | 2 | 67% | 3 |

COVID-19: testing by laboratory

Data through Mar 19, 2021 verified as of Mar 20, 2021 at 09:25 AM

Data in this report are provisional and subject to change.

The numbers in the table below represent the number of Florida and non-Florida residents for whom test results were received by the Department of Health. A person can be tested by more than one laboratory and can have both positive and negative results. **Therefore, the sum of the numbers in each column will be larger than the total number of people tested.**

| Reporting lab | Inconclusive | Negative | Positive | Percent positive | Total |
|--|--------------|----------|----------|------------------|-------|
| CORNERSTONE DRUG AND GIFT INC | | 3 | | | 3 |
| MEDEXPRESS URGENT CARE - WILKES BARRE | | 2 | 1 | 33% | 3 |
| LIVINGSTON COUNTY DEPT OF HEALTH REPRO | | | 3 | 100% | 3 |
| ROANE MEDICAL CENTER | | 2 | 1 | 33% | 3 |
| GO PATH LABORATORIES | | | 3 | 100% | 3 |
| Kroger 093 - The Little Clinic Stapleton | | 2 | 1 | 33% | 3 |
| URGENT DOC - URGENT CARE CLINIC | | | 3 | 100% | 3 |
| FIRST PHYSICIANS GROUP - LORRAINE CORNERS | | 3 | | | 3 |
| HILLVIEW LABORATORY | | | 3 | 100% | 3 |
| SUMMIT MEDICAL GROUP – WEST ORANGE | | 3 | | | 3 |
| HARBORCHASE OF GAINESVILLE | | | 3 | 100% | 3 |
| CVS KS676POCT LAWRENCE | | 2 | 1 | 33% | 3 |
| SOUTHERN SURGICAL ARTS | | 2 | | | 2 |
| GULF COAST MEDICAL CENTER RESPIRATORY CARE | | | 2 | 100% | 2 |
| SAWGRASS PEDIATRIC PARTNERS LLC | | | 2 | 100% | 2 |
| NEWTON MEMORIAL HOSPITAL | | 2 | | | 2 |
| FLORIDA KEYS PED & ADOLES CTR | | | 2 | 100% | 2 |
| BAPTIST HOSPITAL OF MIAMI MCI BROWARD LABORATORY | | | 2 | 100% | 2 |
| FALLSBURG CHAI | | 2 | | | 2 |
| VOLUNTEERS OF AMERICA OF FLORIDA | | | 2 | 100% | 2 |
| FLORIDA SCHOOL FOR THE DEAF & BLIND | | | 2 | 100% | 2 |
| CVS CA9606POCT TEMECULA | | 2 | | | 2 |
| Delaware Court Healthcare Center | | 2 | | | 2 |
| EXCUSED ABSENCE PLLC | | 2 | | | 2 |
| Kroger 519 - The Little Clinic Georgesville Square | | 2 | | | 2 |
| EMERALD TRACE | | 2 | | | 2 |
| CARE ATC SUN HYDRAULICS TALLAVAST | | | 2 | 100% | 2 |
| FHCP ASC - ORANGE CITY | | | 2 | 100% | 2 |
| HOCHBERG LOWER SCHOOL | | 2 | | | 2 |
| PHOEBE BERKS HEALTH CARE CENTER | | 2 | | | 2 |
| EVERYBODY'S FAMILY CLINIC | | 2 | | | 2 |
| Heartland Healthcare Center Boca Raton | | | 2 | 100% | 2 |
| TRICORE REFERENCE LABORATORY | | 1 | 1 | 50% | 2 |
| GALEN BAYLOR EXTENSION | | 2 | | | 2 |
| GOLISANO PEDIATRICS PORT CHARLOTTE HARBOR | | 2 | | | 2 |
| KAISER SUNNYSIDE MEDICAL CTR LAB | | 2 | | | 2 |
| CARELINE PHARMACY AND HEALTHCARE SERVICES | | 1 | 1 | 50% | 2 |
| MINUTECLINIC DIAGNOSTIC OF TEXAS, LLC #7435 | | 2 | | | 2 |
| TEXAS HEALTH CARE | | | 2 | 100% | 2 |
| FALCON HEALTH CENTER | | | 2 | 100% | 2 |
| CVS NH6596POCT HAMPTON | | 2 | | | 2 |
| CVS IL8750POCT CHICAGO | | 1 | 1 | 50% | 2 |
| HAMILTON CHD | | 2 | | | 2 |
| THE WINDSOR ORTEGA | | 2 | | | 2 |
| Timber Ridge Health Care Center | | | 2 | 100% | 2 |
| MINUTECLINIC #1773 | | 2 | | | 2 |
| METROHEALTH SYSTEM | | | 2 | 100% | 2 |

COVID-19: testing by laboratory

Data through Mar 19, 2021 verified as of Mar 20, 2021 at 09:25 AM

Data in this report are provisional and subject to change.

The numbers in the table below represent the number of Florida and non-Florida residents for whom test results were received by the Department of Health. A person can be tested by more than one laboratory and can have both positive and negative results. **Therefore, the sum of the numbers in each column will be larger than the total number of people tested.**

| Reporting lab | Inconclusive | Negative | Positive | Percent positive | Total |
|--|--------------|----------|----------|------------------|-------|
| UWMC MONTLAKE DEPT OF LAB MED | | | 2 | 100% | 2 |
| 87TH MEDICAL GROUP - MCGUIRE AMBULATORY CARE FACILITY | | 2 | | | 2 |
| OELWEIN HEALTH CARE CENTER | | 2 | | | 2 |
| Walgreens #10207 | | 2 | | | 2 |
| GINKGO-IXLAYER | | 2 | | | 2 |
| ADVOCATE SHERMAN HOSPITAL | | | 2 | 100% | 2 |
| GASTROENTEROLOGY ASSOCIATES | | | 2 | 100% | 2 |
| INTEGRATED REGIONAL LABS | | | 2 | 100% | 2 |
| CVS SC7567POCT BOILING SPRINGS | | 1 | 1 | 50% | 2 |
| CONWAY MEDICAL CENTER | | | 2 | 100% | 2 |
| UHEALTH CARDIOLOGY | | | 2 | 100% | 2 |
| MATHER HOSPITAL | | | 2 | 100% | 2 |
| GRANDVIEW COLLEGE STUDENT HEALTH CENTE | | 2 | | | 2 |
| INTEAM HEALTH, INC. | | | 2 | 100% | 2 |
| AFC URGENT CARE GUNBARREL | | | 2 | 100% | 2 |
| RICHICHI FAMILY HEALTH | | | 2 | 100% | 2 |
| SHELBYVILLE HOSPITAL COMPANY | | 2 | | | 2 |
| SUNSHINE PHARMACY | | 2 | | | 2 |
| TALLAHASSEE MEMORIAL HEALTHCARE FAMILY MED RESIDENCY | | | 2 | 100% | 2 |
| ST. JOSEPH REGIONAL MEDICAL CENTER | | | 2 | 100% | 2 |
| MEDEXPRESS URGENT CARE - SOUTH CHARLESTON | | 2 | | | 2 |
| Holiday Retirement Home | | | 2 | 100% | 2 |
| VISITING PHYSICIANS OF THE TREASURE COAST LLC | | | 2 | 100% | 2 |
| U OF MIAMI MILLER SCHOOL OF MEDICINE | | | 2 | 100% | 2 |
| AdventHealth Care Center Orlando North | | | 2 | 100% | 2 |
| MAWD PATHOLOGY GROUP | | | 2 | 100% | 2 |
| HAILE MEDICAL GROUP PA | | 2 | | | 2 |
| SWEETWATER NURSING CENTER | | 2 | | | 2 |
| TRINITAS REGIONAL MEDICAL CENTER | | 1 | 1 | 50% | 2 |
| TENNESSEE DEPARTMENT OF HEALTH (TDH) - REGIONAL LABORATORY | | | 2 | 100% | 2 |
| HCR MANOR CARE SERVICES OF FLORIDA III INC | | 2 | | | 2 |
| Alden Des Plaines | | | 2 | 100% | 2 |
| COASTAL MEDICAL LAB | | | 2 | 100% | 2 |
| Lake Charles Healthcare LLC dba Landmark Lake Charles | | | 2 | 100% | 2 |
| VENETIAN GARDENS | | 2 | | | 2 |
| BLACKBAG DIGITAL HEALTH LLC | | 2 | | | 2 |
| CATHOLIC HEALTH LABORATORY SERVICES | | 2 | | | 2 |
| TENNESSEE VALLEY HCS | | | 2 | 100% | 2 |
| COUNTRY COTTAGE | | 2 | | | 2 |
| Cedar Valley Nursing & Rehab Center | | 2 | | | 2 |
| UTMB PATHOLOGY CLINICAL SERVICES LABORATORY | | | 2 | 100% | 2 |
| OSF ST JOSEPH MEDICAL CENTER | | | 2 | 100% | 2 |
| PT&J REHAB LLC | | 1 | 1 | 50% | 2 |
| UT PATH | | | 2 | 100% | 2 |
| LAKE SUCCESS EXTENDED CARE | | 2 | | | 2 |
| FLAGLER PROFESSIONAL HEALTH CAE SERVICES INC | | 2 | | | 2 |
| PREMIER PEDIATRICS LLC | | | 2 | 100% | 2 |

COVID-19: testing by laboratory

Data through Mar 19, 2021 verified as of Mar 20, 2021 at 09:25 AM

Data in this report are provisional and subject to change.

The numbers in the table below represent the number of Florida and non-Florida residents for whom test results were received by the Department of Health. A person can be tested by more than one laboratory and can have both positive and negative results. **Therefore, the sum of the numbers in each column will be larger than the total number of people tested.**

| Reporting lab | Inconclusive | Negative | Positive | Percent positive | Total |
|---|--------------|----------|----------|------------------|-------|
| TWIN LAKES REHAB & HEALTHCARE | | 2 | | | 2 |
| WALGREENS #13605 | | 2 | | | 2 |
| MINUTECLINIC LLC (2335) | | 1 | 1 | 50% | 2 |
| VELOCITY URGENT CARE | | | 2 | 100% | 2 |
| MAURY REGIONAL MEDICAL CENTER | | 2 | | | 2 |
| ADVENT HEALTH CENTRAL TEXAS | | 1 | 1 | 50% | 2 |
| STATE OF FLORIDA | | | 2 | 100% | 2 |
| CVS SC2250POCT COLUMBIA | | 2 | | | 2 |
| CVS IN6559POCT AVON | | 2 | | | 2 |
| AZALEA HEALTH AND REHABILITATION | | 2 | | | 2 |
| NEMOURS CHILDREN'S PRIMARY CARE OF VERO BEACH | | | 2 | 100% | 2 |
| MEDEXPRESS URGENT CARE - SPRINGFIELD, COOLEY ST | | 2 | | | 2 |
| FLORIDA DEPARTMENT OF HEALTH IN LEE COUNTY | | 1 | 1 | 50% | 2 |
| LACORP | | 1 | 1 | 50% | 2 |
| CATSKILL REGIONAL MEDICAL CENTER | | 2 | | | 2 |
| KEY WEST HMA PHYSICIAN MANAGEMENT, LLC | | | 2 | 100% | 2 |
| PREMIER MEDICAL LABORATORY | | | 2 | 100% | 2 |
| AUGUSTA HEALTH SKILLED CARE | | | 2 | 100% | 2 |
| JEFFERSON WASHINGTON TOWNSHIP HOSPITAL | | 2 | | | 2 |
| DUKE HEALTH REGIONAL HOSPITAL | | | 2 | 100% | 2 |
| NORTHSIDE FAMILY MEDICINE AND URGENT CARE (HOLLY SPRINGS) | | 2 | | | 2 |
| FLORIDA PRIMARY CARE CENTER PA | | 2 | | | 2 |
| LINIL VISITING NURSES, INC | | 2 | | | 2 |
| SACRED HEART HEALTH SYSTEMS INC | | | 2 | 100% | 2 |
| CARE NOW DENTON | | | 2 | 100% | 2 |
| SARASOTA IMMEDIATE CARE | | | 2 | 100% | 2 |
| PINARD HOME HEALTH SERVICES INC | | | 2 | 100% | 2 |
| NOVA SOUTHEASTERN UNIVERSITY - STUDENT MEDICAL CTR | | | 2 | 100% | 2 |
| Kroger 020 - The Little Clinic Wheat Ridge | | 2 | | | 2 |
| GOUVERNEUR HOSPITAL LABORATORY | | 2 | | | 2 |
| Good Samaritan Society-Blackduck | | 1 | 1 | 50% | 2 |
| UNIVERSITY OF MISSOURI HEALTH CARE | | | 2 | 100% | 2 |
| CIMA MEDICAL CENTER | | 1 | 1 | 50% | 2 |
| Kroger 619 - The Little Clinic Hendersonville Indian Lake | | 2 | | | 2 |
| UW HOSPITAL AND CLINICS | | 1 | 1 | 50% | 2 |
| CVS TX5807POCT PEARLAND | | 2 | | | 2 |
| FL DEPT OF HEALTH MARION COUNTY MOBILE HEALTH UNIT | | | 2 | 100% | 2 |
| UNIVERSTIY OF ILLINOIS HOSPITAL | | | 2 | 100% | 2 |
| CVS PA4000POCT INDIANA | | 2 | | | 2 |
| Manor Care-Kingston Court of York PA, LLC | | 2 | | | 2 |
| FEDERAL CORRECTIONAL INSTITUTION MARIANNA | | | 2 | 100% | 2 |
| Lebanon VAMC | | 1 | 1 | 50% | 2 |
| SIGNATURE CARE LEWISVILLE-EMERGENCY CENTER | | 1 | 1 | 50% | 2 |
| NORTH OKALOOSA PHYSICIAN GRP - WALK IN CLINIC | | | 2 | 100% | 2 |
| Bedford Care Center of Hattiesburg | | 2 | | | 2 |
| Kroger 739 - The Little Clinic La Grange Road | | 2 | | | 2 |
| Kroger 400 - The Little Clinic Hartley Bridge Rd | | 1 | 1 | 50% | 2 |

COVID-19: testing by laboratory

Data through Mar 19, 2021 verified as of Mar 20, 2021 at 09:25 AM

Data in this report are provisional and subject to change.

The numbers in the table below represent the number of Florida and non-Florida residents for whom test results were received by the Department of Health. A person can be tested by more than one laboratory and can have both positive and negative results. **Therefore, the sum of the numbers in each column will be larger than the total number of people tested.**

| Reporting lab | Inconclusive | Negative | Positive | Percent positive | Total |
|---|--------------|----------|----------|------------------|-------|
| PREMIER MOBILE HEALTH SERVICES, LLC | | | 2 | 100% | 2 |
| CENTRAL FLORIDA FAMILY HEALTH CENTER | | 2 | | | 2 |
| Kroger 550 - The Little Clinic Bellevue | | 2 | | | 2 |
| HOME CARE PHARMACY OF PALM COAST INC | | 2 | | | 2 |
| HEALTH GROUP CENTER INC | | | 2 | 100% | 2 |
| BLUEWATER TOXICOLOGY | | | 2 | 100% | 2 |
| CVS MA2125POCT NATICK | | 1 | 1 | 50% | 2 |
| University Center East | | | 2 | 100% | 2 |
| HEALTH FIRST MEDICAL GROUP | | | 2 | 100% | 2 |
| ATLAS GENOMICS | | | 2 | 100% | 2 |
| MAINE CENTER FOR DISEASE CONTROL AND PREVENTION | | | 2 | 100% | 2 |
| SANIBEL MEDICAL CLINIC | | | 2 | 100% | 2 |
| BIONIC TECHNOLOGIES CORPORATION | | | 2 | 100% | 2 |
| CVS MO5727POCT PLATTE CITY | | 2 | | | 2 |
| DURAND SENIOR CARE & REHAB CENTER | | 2 | | | 2 |
| FKC AMELIA ISLAND DIALYSIS | | | 2 | 100% | 2 |
| CVS NH2257POCT MANCHESTER | | 2 | | | 2 |
| LEGACY LABORATORY SERVICES | | | 2 | 100% | 2 |
| Church Creek SNF | | | 2 | 100% | 2 |
| CARE 365 | | | 2 | 100% | 2 |
| SUNBRIDGE CARE & REHAB FOR DECATUR | | 2 | | | 2 |
| UNIVERSITY OF MARYLAND MEDICAL CENTER | | | 2 | 100% | 2 |
| CVS AZ5477POCT SURPRISE | | 2 | | | 2 |
| LABCORP OF AMERICA HOLDINGS | | 1 | 1 | 50% | 2 |
| MORRISTOWN MEMORIAL HOSPITAL | | 2 | | | 2 |
| AFC/DOCTORS EXPRESS NORTH BERGEN | | 2 | | | 2 |
| ELMHURST MEMORIAL HOSPITAL | | | 2 | 100% | 2 |
| NATIONWIDE LABORATORY SERVICES | | 1 | 1 | 50% | 2 |
| UF KANAPAHA LAB BEAKER | | 2 | | | 2 |
| CVS TX7156POCT RICHARDSON | | 2 | | | 2 |
| BAYCARE LABORATORIES | | | 2 | 100% | 2 |
| BIRMINGHAM INTERNAL MEDICINE ASSOCIATE | | 1 | 1 | 50% | 2 |
| MOBILE HEALTH LABS LLC | | | 2 | 100% | 2 |
| MEMORIAL HOSPITAL WEST | | | 2 | 100% | 2 |
| AHC PARIS | | 2 | | | 2 |
| MARYWOOD NURSING CARE CENTER | | 2 | | | 2 |
| UT AUSTIN UNIVERSITY HEALTH SERVICES | | | 2 | 100% | 2 |
| DEPT OF HEALTH | | | 2 | 100% | 2 |
| BOSTON MEDICAL CENTER | | | 2 | 100% | 2 |
| HOUSTON HEALTH DEPARTMENT - BUREAU OF LABORATORY SERVICES | | | 2 | 100% | 2 |
| BROOKDALE PALM BEACH GARDENS | | | 2 | 100% | 2 |
| CROSSROADS URGENT CARE DBA URGENT TEA | | 2 | | | 2 |
| Crowne Health Care of Mobile | | 2 | | | 2 |
| MINUTECLINIC MINUTECLINIC #4978 | | 1 | 1 | 50% | 2 |
| FLORIDA COMMUNITY HEALTH CENTERS, INC. | | | 2 | 100% | 2 |
| MELBOURNE URGENT CARE | | | 2 | 100% | 2 |
| JORDAN VALLEY MEDICAL CENTER | | | 2 | 100% | 2 |

COVID-19: testing by laboratory

Data through Mar 19, 2021 verified as of Mar 20, 2021 at 09:25 AM

Data in this report are provisional and subject to change.

The numbers in the table below represent the number of Florida and non-Florida residents for whom test results were received by the Department of Health. A person can be tested by more than one laboratory and can have both positive and negative results. **Therefore, the sum of the numbers in each column will be larger than the total number of people tested.**

| Reporting lab | Inconclusive | Negative | Positive | Percent positive | Total |
|--|--------------|----------|----------|------------------|-------|
| FLORIDA DEPARTMENT OF HEALTH (FDOH) | | | 2 | 100% | 2 |
| DEKALB MEDICAL CENTER LABORATORY | | | 2 | 100% | 2 |
| JMC TALLAHASSEE, LLC | | | 2 | 100% | 2 |
| HARRINGTON PARK HEALTH AND REHAB | | 2 | | | 2 |
| SANFORD REGIONAL HOSPITAL WORTHINGTON | | 2 | | | 2 |
| OCALA REGIONAL KIDNEY CENTER-WEST | | | 2 | 100% | 2 |
| FLORIDA MEDICAL CLINIC CARDIOLOGY-ZH | | | 2 | 100% | 2 |
| Beecher Manor Nursing and Rehabilitation Center | | 2 | | | 2 |
| CVS PA7132POCT THORNDALE | | 2 | | | 2 |
| Kroger 426 - The Little Clinic Suwanee | | 2 | | | 2 |
| STAGES OF LIFE MEDICAL INSTITUTE | | | 2 | 100% | 2 |
| FLORIDA MEDICAL CENTER OF CLEARWATER | | 2 | | | 2 |
| CVS MA447POCT NORTHAMPTON | | 2 | | | 2 |
| PUBLIC HEALTH LABORATORY | 1 | | 1 | 50% | 2 |
| CHILDREN'S MEDICAL CENTER-EAST ORLANDO | | | 2 | 100% | 2 |
| Waycross Health and Rehabilitation | | 2 | | | 2 |
| GRASSY SPRAIN PHARMACY INC | | 2 | | | 2 |
| DESERT HOSPITAL/CPHU CLINICAL LABORATORY | | | 2 | 100% | 2 |
| SPRINGS MEDICAL LAB | | 1 | 1 | 50% | 2 |
| UNIVERSITY HEALTH SERVICES RIVER CAMPUS | | 2 | | | 2 |
| LAKEVIEW HEALTH CARE SYSTEM LLC | | | 2 | 100% | 2 |
| SMITH NORTHVIEW HOSPITAL LAB | | | 2 | 100% | 2 |
| ADVENTHEALTH MEDICAL GROUP FAMILY AND INTERNAL | | 1 | 1 | 50% | 2 |
| MINUTECLINIC DIAGNOSTIC PA #7110 | | 2 | | | 2 |
| MEDEXPRESS URGENT CARE - EWING | | 2 | | | 2 |
| FLORIDA DEPARTMENT OF HEALTH PINELLAS COUNTY-SIMMONS | | | 2 | 100% | 2 |
| HEALTH PARTNERS REGIONAL HOSPITAL | | | 2 | 100% | 2 |
| MEDRITE MEDICAL CARE PC | | 2 | | | 2 |
| WALKONCLINIC | | | 2 | 100% | 2 |
| TEXAS REGIONAL ASTHMA & ALLERGY CENTER | | | 2 | 100% | 2 |
| EXPRESS CARE WALK-IN CLINIC | | | 2 | 100% | 2 |
| VILLAGES HEALTH SYSTEM, LLC, THE | | | 2 | 100% | 2 |
| POMERENE HOSPITAL | | | 2 | 100% | 2 |
| VA CBOC | | | 2 | 100% | 2 |
| MEDEXPRESS URGENT CARE - BRIDGEVILLE | | 2 | | | 2 |
| Kroger 647 - The Little Clinic Newnan Crossings | | 1 | 1 | 50% | 2 |
| GEISINGER MEDICAL CENTER | | 2 | | | 2 |
| DASCENA LAB | | | 2 | 100% | 2 |
| VAULT HEALTH | | | 2 | 100% | 2 |
| NATIONAL JEWISH HEALTH | | | 2 | 100% | 2 |
| IN & OUT URGENT CARE METAIRIE | | | 2 | 100% | 2 |
| VISTACARE PHARMACY I | | 2 | | | 2 |
| MINUTECLINIC DIAGNOSTIC OF PA LLC | | 2 | | | 2 |
| SENDER RETREAT ADULT DAY CARE CENTERS | | | 2 | 100% | 2 |
| ST. MARY'S MEDICAL CENTER EVANSVILLE, INC | | | 2 | 100% | 2 |
| Kroger 130 - The Little Clinic Colorado Springs | | 2 | | | 2 |

COVID-19: testing by laboratory

Data through Mar 19, 2021 verified as of Mar 20, 2021 at 09:25 AM

Data in this report are provisional and subject to change.

The numbers in the table below represent the number of Florida and non-Florida residents for whom test results were received by the Department of Health. A person can be tested by more than one laboratory and can have both positive and negative results. **Therefore, the sum of the numbers in each column will be larger than the total number of people tested.**

| Reporting lab | Inconclusive | Negative | Positive | Percent positive | Total |
|--|--------------|----------|----------|------------------|-------|
| DEBORAH HEART AND LUNG CENTER | | 2 | | | 2 |
| Colonial Manor Nursing and Rehabilitation Center | | 2 | | | 2 |
| CENTRAL ARKANSAS VETERANS HEALTHCARE SYSTEM - VETERANS AFFAIRS | | | 2 | 100% | 2 |
| WE CARE HOME HEALTH SOLUTIONS LLC | | | 2 | 100% | 2 |
| MEDEXPRESS URGENT CARE-MT PLEASANT | | 1 | 1 | 50% | 2 |
| New Jersey Aim At Smg | | 2 | | | 2 |
| MEMORIAL HERMANN HOSPITAL | | | 2 | 100% | 2 |
| WILSON MEMORIAL HOSPITAL | | | 2 | 100% | 2 |
| MEDICAL CENTER LABORATORY | | | 2 | 100% | 2 |
| KANSAS CITY VA MEDICAL CENTER | | | 2 | 100% | 2 |
| PEDIATRICS IN NORTH FLORIDA PA | | | 2 | 100% | 2 |
| BAYLOR SCOTT & WHITE COMPREHENSIVE WOUND | | | 2 | 100% | 2 |
| Imboden Creek Living Center | | 2 | | | 2 |
| Walgreens #12427 | | 1 | 1 | 50% | 2 |
| WyndRidge Health & Rehabilitation | | 2 | | | 2 |
| CHAPPEL GROUP RESEARCH, THE | | 2 | | | 2 |
| CLINICAL REFERENCE LABORATORY, INC | | 2 | | | 2 |
| LAB CORP OF AMER SAN DIEGO | | | 2 | 100% | 2 |
| ST JOHN'S RIVERSIDE HOSPITAL | | 2 | | | 2 |
| CROSSTOWN PHARMACY | | 2 | | | 2 |
| SAFE PMC | | 2 | | | 2 |
| CVS MA137POCT QUINCY | | 2 | | | 2 |
| THE RIM URGENT CARE | | | 2 | 100% | 2 |
| CVS MA41POCT TAUNTON | | 2 | | | 2 |
| LONG, SARAH | | 1 | 1 | 50% | 2 |
| CVS PA371POCT PHILADELPHIA | | 2 | | | 2 |
| LOWELL GENERAL HOSPITAL | | | 2 | 100% | 2 |
| RAINY LAKE MEDICAL CENTER | | | 2 | 100% | 2 |
| Jacob's Creek Nursing and Rehabilitation Center | | 2 | | | 2 |
| SUNNYSIDE MANOR | | 2 | | | 2 |
| HUMILITY OF MARY HEALTH PARTNERS | | | 2 | 100% | 2 |
| SCIENTIFIC LABORATORY COMPANY | | 2 | | | 2 |
| NEIGHBORCARE PHARMACY SERVICES | | 2 | | | 2 |
| HEALTH EXPRESS URGENT CARE | | | 2 | 100% | 2 |
| MERCY CONVENIENT CARE | | | 2 | 100% | 2 |
| CVS IN8669POCT INDIANAPOLIS | | 2 | | | 2 |
| HOLY FAMILY MEDICAL CENTER | | 1 | 1 | 50% | 2 |
| Good Samaritan Society Waukon | | 2 | | | 2 |
| University Plaza Rehabilitation and Nursing | | | 2 | 100% | 2 |
| MEDEXPRESS URGENT CARE - OMAHA N 72 ST | | 2 | | | 2 |
| CHNJ | | 2 | | | 2 |
| CVS TX7675POCT RED OAK | | | 2 | 100% | 2 |
| DRR JMC URGENT CARE DONALD ROSS | | | 2 | 100% | 2 |
| STARLING AT SAN JOSE | | | 2 | 100% | 2 |
| CVS AZ5892POCT LAVEEN | | 2 | | | 2 |
| LEGACY ER & URGENT CARE - FRISCO WEST | | | 2 | 100% | 2 |
| FRASER MEMORIAL HOSPITAL | | 1 | 1 | 50% | 2 |

COVID-19: testing by laboratory

Data through Mar 19, 2021 verified as of Mar 20, 2021 at 09:25 AM

Data in this report are provisional and subject to change.

The numbers in the table below represent the number of Florida and non-Florida residents for whom test results were received by the Department of Health. A person can be tested by more than one laboratory and can have both positive and negative results. **Therefore, the sum of the numbers in each column will be larger than the total number of people tested.**

| Reporting lab | Inconclusive | Negative | Positive | Percent positive | Total |
|--|--------------|----------|----------|------------------|-------|
| CONCENTRA - PLANT CITY | | 2 | | | 2 |
| Edward Hines, Jr. VA Hospital | | 2 | | | 2 |
| URGENT CARE AND SURGERY CENTER | | | 2 | 100% | 2 |
| MEDEXPRESS URGENT CARE - CEDAR KNOLLS | | 2 | | | 2 |
| EASTERN NIAGARA HOSPITAL | | 2 | | | 2 |
| HOME ACCESS HEALTH | | | 2 | 100% | 2 |
| CVS MA920POCT CLINTON | | 2 | | | 2 |
| BAYCARE OUTREACH LAB | | | 2 | 100% | 2 |
| BOSTON PUBLIC HEALTH COMMISSION | | | 2 | 100% | 2 |
| PTC LABORATORIES | | | 2 | 100% | 2 |
| CITY OF NEW YORK DEPARTMENT OF HEALTH | | | 2 | 100% | 2 |
| CDK LIBERTY ENTERPRISES, LLC | | 2 | | | 2 |
| BAYCARE OUTREACH LAB WH SOUTH | | | 2 | 100% | 2 |
| SHANDS JACKSONVILLE CLINICAL CENTER | | 1 | 1 | 50% | 2 |
| JASPER MEMORIAL HOSPITAL | | 1 | 1 | 50% | 2 |
| ATVIVO LLC | | 2 | | | 2 |
| WARE EXPRESS CARE | | | 2 | 100% | 2 |
| A+ URGENT/PRIMARY CARE | | | 2 | 100% | 2 |
| CPL LABS | | | 2 | 100% | 2 |
| PRONTO URGENT CARE | | | 2 | 100% | 2 |
| EDGEWATER RETIREMENT MANOR | | | 2 | 100% | 2 |
| PEACEHEALTH CENTRAL | | 2 | | | 2 |
| CVS MINUTE CLINIC #5836 | | 2 | | | 2 |
| CLEVELAND CLINIC FLORIDA LABORATORY | | | 2 | 100% | 2 |
| Huntington Health Care and Rehabilitation Center | | 2 | | | 2 |
| The Grand Rehabilitation & Nursing Utica | | 2 | | | 2 |
| ARCPOINT LABS OF ALTAMONTE SPRINGS | | | 2 | 100% | 2 |
| MANATEE MEMORIAL HOSPITAL CLINICAL LABORATORY | | | 2 | 100% | 2 |
| FLORIDA MEDICAL CLINIC IM LUTz | | | 2 | 100% | 2 |
| AMICUS MEDICAL CENTER LLC | | | 2 | 100% | 2 |
| ORLANDO HEALTH PHYSICIAN GROUP | | | 2 | 100% | 2 |
| Kroger 853 - The Little Clinic East Broad Street | | 2 | | | 2 |
| ATHENA CARE RESOURCES LLC | | 2 | | | 2 |
| LEXINGTON PLACE | | | 2 | 100% | 2 |
| Lenawee Medical Care Facility | | 2 | | | 2 |
| MIDDLEBURG PEDIATRICS | | | 2 | 100% | 2 |
| UHEALTH CORAL SPRINGS | | | 2 | 100% | 2 |
| BLOSSOMS ASSISTED LIVING 1 LLC | | | 2 | 100% | 2 |
| COX HEALTH SOUTH LAB | | 1 | 1 | 50% | 2 |
| VANAYER HEALTHCARE AND REHAB CENTER | | 2 | | | 2 |
| QUEST DIAGNOSTICS INCORPORATED | | | 2 | 100% | 2 |
| PARKLAND HEALTH & HOSPITAL | | | 2 | 100% | 2 |
| MID AMERICA CLINICAL LABS | | | 2 | 100% | 2 |
| SPRINGFIELD HOSPITAL LABORATORY | | | 2 | 100% | 2 |
| COOK HOSPITAL AND CARE CENTER | | 1 | 1 | 50% | 2 |
| SOUTHERN TENNESSEE MEDICAL CENTER | | | 2 | 100% | 2 |
| POMONA VALLEY COMMUNITY HOSPITAL | | | 2 | 100% | 2 |

COVID-19: testing by laboratory

Data through Mar 19, 2021 verified as of Mar 20, 2021 at 09:25 AM

Data in this report are provisional and subject to change.

The numbers in the table below represent the number of Florida and non-Florida residents for whom test results were received by the Department of Health. A person can be tested by more than one laboratory and can have both positive and negative results. **Therefore, the sum of the numbers in each column will be larger than the total number of people tested.**

| Reporting lab | Inconclusive | Negative | Positive | Percent positive | Total |
|--|--------------|----------|----------|------------------|-------|
| FIRST PREVENTION AND DIALYSIS CENTER LLC | | | 2 | 100% | 2 |
| ADVANTA ANALYTICAL LABORATORIES | | | 2 | 100% | 2 |
| Beth Sholom Home of Eastern Virginia | | 1 | 1 | 50% | 2 |
| CITRUS DERMATOLOGY | | | 2 | 100% | 2 |
| HELEN HAYES HOSPITAL LABORATORY | | 2 | | | 2 |
| APALACHEE CENTER INC | | 2 | | | 2 |
| INSPIRE HEALTHCARE CENTER | | | 2 | 100% | 2 |
| JOHNSON CITY MEDICAL CENTER | | 1 | 1 | 50% | 2 |
| MEASE COUNTRYSIDE HOSPITAL CARDIAC REH | | | 2 | 100% | 2 |
| Granville Center | 1 | 1 | | | 2 |
| MOBILE COUNTY HEALTH DEPARTMENT | | 1 | 1 | 50% | 2 |
| St. Luke's Care Center | | 2 | | | 2 |
| MAYO CLINIC GROUP PRACTICE LABORATORY | | | 2 | 100% | 2 |
| CHRISTUS SPOHN HOSPITAL | | | 2 | 100% | 2 |
| CVS MA1945POCT HANOVER | | 2 | | | 2 |
| MEDSTAR HARBOR HOSPITAL | | | 2 | 100% | 2 |
| INA | | 1 | 1 | 50% | 2 |
| ACCESS MEDICAL GROUP OF TAMPA II, INC | | 2 | | | 2 |
| MEDEXPRESS URGENT CARE, LANCASTER WEST | | 1 | 1 | 50% | 2 |
| MEDEXPRESS URGENT CARE - LINCOLN VILLA | | 2 | | | 2 |
| CVS MO8581POCT BLUE SPRINGS | | 1 | 1 | 50% | 2 |
| Sevierville Health and Rehabilitation | | 2 | | | 2 |
| MINUTECLINIC, DIAGNOSTIC OF TEXAS, LLC | | 2 | | | 2 |
| BAPTIST HEALTH LEXINGTON | | | 2 | 100% | 2 |
| MINUTECLINIC DIAGNOSTIC OF OHIO #5060 | | 2 | | | 2 |
| PALM MEDICAL CENTER - PLANT CITY | | 2 | | | 2 |
| BUFFALO CROSSINGS HEALTHCARE AND REHABILITATION CENTER | | | 2 | 100% | 2 |
| CVS MA969POCT PALMER | | 2 | | | 2 |
| HPH HOME CARE | | 1 | 1 | 50% | 2 |
| NAVAL BRANCH MEDICAL CLINIC | | | 2 | 100% | 2 |
| MOORE CLINICAL RESEARCH INC | | | 2 | 100% | 2 |
| CLEARWATER PAIN MANAGEMENT ASSOCIATES | | | 2 | 100% | 2 |
| TGH URGENT CARE - WESLEY CHAPEL | | | 2 | 100% | 2 |
| HAWAII DEPARTMENT OF HEALTH | | | 2 | 100% | 2 |
| UNIVERSITY OF TEXAS AT EL PASO, THE | | | 2 | 100% | 2 |
| 107TH PLACE GROUP HOME | | 2 | | | 2 |
| Buena Vista Care Center | | 2 | | | 2 |
| DNA DIAGNOSTICS CENTER | | 2 | | | 2 |
| Green Mountain Nursing and Rehabilitation | | 2 | | | 2 |
| ALVERNO CLINICAL LABORATORIES | | | 2 | 100% | 2 |
| RIVER CITY MEDICAL ASSOCIATES, INC | | | 2 | 100% | 2 |
| KIDSVILLE PEDIATRICS IV PA | | 1 | 1 | 50% | 2 |
| HERNANDO CHILDREN'S | | | 2 | 100% | 2 |
| Parkridge Specialty Care | | 2 | | | 2 |
| SYNEOS HEALTH | | | 2 | 100% | 2 |
| DELRAY BEACH HEALTH CENTER | | | 2 | 100% | 2 |
| SELECT MEDICAL CLINIC | | | 2 | 100% | 2 |

COVID-19: testing by laboratory

Data through Mar 19, 2021 verified as of Mar 20, 2021 at 09:25 AM

Data in this report are provisional and subject to change.

The numbers in the table below represent the number of Florida and non-Florida residents for whom test results were received by the Department of Health. A person can be tested by more than one laboratory and can have both positive and negative results. **Therefore, the sum of the numbers in each column will be larger than the total number of people tested.**

| Reporting lab | Inconclusive | Negative | Positive | Percent positive | Total |
|--|--------------|----------|----------|------------------|-------|
| SOMA MEDICAL CENTER PA #3 PALOMINO | | | 2 | 100% | 2 |
| CORTLAND PARK REHABILITATION AND NURSING CENTER | | 1 | 1 | 50% | 2 |
| FLORIDA CLINICAL LABORATORY INC | | | 2 | 100% | 2 |
| SUMMERFIELD RETIREMENT LIVING, INC | | | 2 | 100% | 2 |
| NEW BRIDGE MEDICAL CENTER | | 2 | | | 2 |
| CVS TX7603POCT SAGINAW | | 2 | | | 2 |
| KIVA AT MOUNT DORA | | | 2 | 100% | 2 |
| MEMORIAL SLOAN KETTERING CANCER CENTER | | 1 | 1 | 50% | 2 |
| RAPID MD | | | 2 | 100% | 2 |
| CHEROKEE COUNTY HEALTH AND REHAB CENTER | | 2 | | | 2 |
| ST LUKES HOSPITAL | | | 2 | 100% | 2 |
| UPS | | | 2 | 100% | 2 |
| INTEGRITY CLINICAL RESEARCH CENTER INC | | 1 | 1 | 50% | 2 |
| CORE OCCUPATIONAL RESOURCES, LLC | | | 2 | 100% | 2 |
| Kroger 549 - The Little Clinic Clinton Highway | | 2 | | | 2 |
| MEDEXPRESS URGENT CARE - WOODBURY | | | 2 | 100% | 2 |
| MEMORIAL HOSPITAL OF CARBONDALE | | | 2 | 100% | 2 |
| STARR CITY OF ROMA COMMUNITY CENTER | | | 2 | 100% | 2 |
| ADVANCED MEDICAL OF FLORIDA | | | 2 | 100% | 2 |
| PINELLAS CHD - CLEARWATER | | 1 | 1 | 50% | 2 |
| SHELL POINT HOME HEALTH | | | 2 | 100% | 2 |
| UNIVERSITY HOSPITAL OF BROOKLYN | | 2 | | | 2 |
| CVS OH5457POCT POWELL | | 2 | | | 2 |
| Kroger 777 - The Little Clinic Shelbyville | | 1 | 1 | 50% | 2 |
| LIFELINK OF FLORIDA | | 1 | 1 | 50% | 2 |
| WASHINGTON STATE DEPARTMENT OF HEALTH PUBLIC HEALTH LABORATORIES | | | 2 | 100% | 2 |
| SANTA ROSA COUNTY HEALTH DEPARTMENT | | | 2 | 100% | 2 |
| MED-LAKE LABORATORY, LLC | | | 2 | 100% | 2 |
| FLORIDA MEDICAL CLINIC, LLC | | | 2 | 100% | 2 |
| CVS NC3514POCT STANLEY | | 2 | | | 2 |
| FASTCARE LLC | | | 2 | 100% | 2 |
| MONICE DR. | | | 2 | 100% | 2 |
| MEDLOGIC, LLC | | 2 | | | 2 |
| STUDENT HEALTH SERVICES | | | 2 | 100% | 2 |
| MINUTECLINIC DIAGNOSTIC MEDICAL | | 2 | | | 2 |
| SOUTHSIDE FAMILY MEDICAL | | 2 | | | 2 |
| NEMOURS CHILDRENS PRIMARY CARE | | | 2 | 100% | 2 |
| DALLAS MEDICAL CENTER | | | 2 | 100% | 2 |
| ALL PEDIATRIC CARE PA | | | 2 | 100% | 2 |
| METHODIST MANSFIELD MEDICAL CENTER | | | 2 | 100% | 2 |
| STANFORD HEALTH CARE ANATOMIC PATHOLOGY & CLINICAL LAB | | | 2 | 100% | 2 |
| INTERNAL MEDICINE SPECIALISTS MEDICAL GROUP, PA | | 2 | | | 2 |
| SPRING HILL REGIONAL HOSPITAL | | | 2 | 100% | 2 |
| HEARTLAND HOME HEALTH CARE | | 2 | | | 2 |
| NORTH COUNTRY FAMILY HEALTH CENTER INC | | 2 | | | 2 |
| MCLAREN REGIONAL MEDICAL CENTER | | | 2 | 100% | 2 |
| BAYSTATE MEDICAL CENTER | | 1 | 1 | 50% | 2 |

COVID-19: testing by laboratory

Data through Mar 19, 2021 verified as of Mar 20, 2021 at 09:25 AM

Data in this report are provisional and subject to change.

The numbers in the table below represent the number of Florida and non-Florida residents for whom test results were received by the Department of Health. A person can be tested by more than one laboratory and can have both positive and negative results. **Therefore, the sum of the numbers in each column will be larger than the total number of people tested.**

| Reporting lab | Inconclusive | Negative | Positive | Percent positive | Total |
|---|--------------|----------|----------|------------------|-------|
| Crestwood Nursing Center | | 1 | 1 | 50% | 2 |
| CVS PA7611POCT ALLISON PARK | | 2 | | | 2 |
| BERNHARDT LABORATORIES INC | | | 2 | 100% | 2 |
| MINUTECLINIC DIAGNOSTIC, PA | | 2 | | | 2 |
| WHITESANDS OUTPATIENT TREATMENT | | 2 | | | 2 |
| Garden Isle Healthcare and Rehabilitation Center | | 2 | | | 2 |
| CVS IN6572POCT INDIANAPOLIS | | 2 | | | 2 |
| THOMASVILLE REGIONAL MEDICAL CENTER | | 2 | | | 2 |
| COBLESKILL REGIONAL HOSPITAL | | 2 | | | 2 |
| ASANTE ROGUE REGIONAL MEDICAL CENTER L | | 2 | | | 2 |
| WEST FLORIDA MEDICAL ASSOCIATES, PA | | | 2 | 100% | 2 |
| BAPTIST HEALTH SURGERY CENTER AT NORTHPOINT | | | 2 | 100% | 2 |
| ACCESS MEDICAL GROUP OF FLORIDA CITY | | | 2 | 100% | 2 |
| EXPRESS CARE OF THE SHOALS | | 1 | 1 | 50% | 2 |
| STARR COUNTY MEMORIAL HOSPITAL | | | 2 | 100% | 2 |
| NORTHSIDE FAMILY MEDICINE AND URGENT CARE (EAST COBB) | | 2 | | | 2 |
| TRUE HEALTH INC | | | 2 | 100% | 2 |
| CQUENTIA NGS, LLC | | | 2 | 100% | 2 |
| Manor At Perrysburg | | 2 | | | 2 |
| HEALTH & REHAB CTR AT DOLPHINS VIEW, THE | | | 2 | 100% | 2 |
| FLORIDA MEDICAL CENTER | | | 2 | 100% | 2 |
| ROYAL CARE MEDICAL CENTER | | | 2 | 100% | 2 |
| GULF COAST REGIONAL MEDICAL CARE | | 2 | | | 2 |
| ST. ELIZABETH HEALTHCARE | | | 2 | 100% | 2 |
| ORLANDO LUTHERAN TOWERS | | 1 | 1 | 50% | 2 |
| ATLANTIC DIAGNOSTICS | | | 2 | 100% | 2 |
| Walgreens #9278 | | 2 | | | 2 |
| JBSA-SAM HOUSTON | | | 2 | 100% | 2 |
| CVS IL2798POCT CHICAGO | | 1 | 1 | 50% | 2 |
| MOUNT SINAI MEDICAL CENTER OF FLORIDA, INC | | | 2 | 100% | 2 |
| NORTON IMMEDIATE CARE CENTER - PRESTON | | | 2 | 100% | 2 |
| ACCESS LABORATORIES LLC | | | 2 | 100% | 2 |
| PPD CLINICAL RESEARCH UNIT | | | 2 | 100% | 2 |
| BENEVA LAKES ASSISTED LIVING CENTER | | | 2 | 100% | 2 |
| MEDEXPRESS URGENT CARE - LINCOLN N 26T | | 2 | | | 2 |
| GENETIC ASSAYS INC | | | 2 | 100% | 2 |
| CORNERSTONE MEDICAL CARE OF BRANDON | | 2 | | | 2 |
| BAY CORRECTIONAL AND REHABILITATION FACILITY | | | 2 | 100% | 2 |
| ORMOND BEACH URGENT CARE | | | 2 | 100% | 2 |
| TWELVE OAKS RECOVERY CENTER | | | 2 | 100% | 2 |
| DALLAS BAPTIST UNIVERSITY - HEALTH SERVICES | | | 2 | 100% | 2 |
| AFC PHYSICIANS OF FLORIDA, PA | | | 2 | 100% | 2 |
| BERGEN COUNTY SURGICAL AND ENDOSCOPY CENTER | | 2 | | | 2 |
| Jersey City Medical Center | | 2 | | | 2 |
| ROCKWALL URGENT CARE | | | 2 | 100% | 2 |
| WESTMINSTER SUNCOAST | | | 2 | 100% | 2 |
| UMHC HOLLYWOOD LABORATORY | | | 2 | 100% | 2 |

COVID-19: testing by laboratory

Data through Mar 19, 2021 verified as of Mar 20, 2021 at 09:25 AM

Data in this report are provisional and subject to change.

The numbers in the table below represent the number of Florida and non-Florida residents for whom test results were received by the Department of Health. A person can be tested by more than one laboratory and can have both positive and negative results. **Therefore, the sum of the numbers in each column will be larger than the total number of people tested.**

| Reporting lab | Inconclusive | Negative | Positive | Percent positive | Total |
|---|--------------|----------|----------|------------------|-------|
| THE EDGEWATER AND WATERMAN VILLAGE | | | 2 | 100% | 2 |
| VIRGINIA DEPT OF HEALTH OFFICE OF EPIDEMIOLOGY | | | 2 | 100% | 2 |
| BAYMEADOWS PRIMARY CARE | | 2 | | | 2 |
| MANASOTA PEDIATRICS | | | 2 | 100% | 2 |
| SHORE MEDICAL CENTER | | 2 | | | 2 |
| Iron County Medical Care Facility | | 2 | | | 2 |
| UNIVERSITY COMMUNITY HEALTH SERVICES | | 1 | 1 | 50% | 2 |
| SPECTRA EAST INC | | 1 | 1 | 50% | 2 |
| Jackson Health Care Facility | | | 2 | 100% | 2 |
| CITRUS HEALTH NETWORK INC | | | 2 | 100% | 2 |
| MIDWAY PRIMARY CARE LLC | | 2 | | | 2 |
| OPTUM PRIMARY CARE | | 1 | 1 | 50% | 2 |
| AMERICAN RESEARCH CENTERS OF FLORIDA | | | 2 | 100% | 2 |
| BFT LAB | | | 2 | 100% | 2 |
| PALM BAY COMMUNITY OUTPATIENT CLINIC | | 2 | | | 2 |
| Tidelands Health Rehabilitation Hospital | | | 2 | 100% | 2 |
| ROCKEFELLER UNIVERSITY CLINICAL GENOMICS LABORATOR | | 2 | | | 2 |
| ADVENTHEALTH MEDICAL GROUP COMMUNITY MEDICINE | | 1 | 1 | 50% | 2 |
| MEDEXPRESS URGENT CARE - MARTINSVILLE | | 2 | | | 2 |
| Greystone Nursing and Rehab, LLC | | | 2 | 100% | 2 |
| MEDEXPRESS URGENT CARE-SELINGSGROVE | | 2 | | | 2 |
| MARTIN MEDICAL CENTER INC | | 1 | 1 | 50% | 2 |
| MEMORIAL HEALTH UNIVERSITY MEDICAL CENTER | | | 2 | 100% | 2 |
| APC PEDIATRICS | | | 2 | 100% | 2 |
| Kroger 477 - The Little Clinic Fort Mitchell | | 2 | | | 2 |
| Kroger 745 - The Little Clinic Somerset | | 2 | | | 2 |
| TMH EC NORTHEAST LABORATORY | | | 2 | 100% | 2 |
| MAGNOLIA MANOR OF COLUMBUS | | 2 | | | 2 |
| MILFORD REGIONAL HOSPITAL | | | 2 | 100% | 2 |
| ASSOCIATES IN UROGYNECOLOGY MD LLC | | 2 | | | 2 |
| EASTLAKE MEDICAL CENTER | | 2 | | | 2 |
| NORTHEAST FLORIDA HEALTH SERVICES, INC DBA FAMILY HEALTH SOURCE | | | 2 | 100% | 2 |
| CVS GA5622POCT DALLAS | | 1 | 1 | 50% | 2 |
| MEMORIAL HERMANN CONSOLIDATED LABORATORY SERVICES | | | 2 | 100% | 2 |
| CVS NV8784POCT LAS VEGAS | | 1 | 1 | 50% | 2 |
| DALLAS VA MEDICAL CENTER - VA NORTH TEXAS HEALTH CARE SYSTEM | | | 2 | 100% | 2 |
| RENFREW CENTERS INC | | 2 | | | 2 |
| RRMC CREEKSIDE LAB | | 2 | | | 2 |
| Elba Nursing and Rehabilitation Center, LLC | | 2 | | | 2 |
| EXCEPTIONAL EMERGENCY CENTER - AMARILLO | | | 2 | 100% | 2 |
| YOUTH AND YOU, INC | | 2 | | | 2 |
| CARTERSVILLE MEDICAL CENTER | | | 2 | 100% | 2 |
| PALM WEST INTERNIST PA | | | 2 | 100% | 2 |
| SHERIDAN AT HOBE SOUND, THE | | | 2 | 100% | 2 |
| JUST BELIEVE RECOVERY CENTER | | | 2 | 100% | 2 |
| THE CLUB AT BOYNTON BEACH, LLC | | | 2 | 100% | 2 |
| Workmens Circle Multicare Center | | 2 | | | 2 |

COVID-19: testing by laboratory

Data through Mar 19, 2021 verified as of Mar 20, 2021 at 09:25 AM

Data in this report are provisional and subject to change.

The numbers in the table below represent the number of Florida and non-Florida residents for whom test results were received by the Department of Health. A person can be tested by more than one laboratory and can have both positive and negative results. **Therefore, the sum of the numbers in each column will be larger than the total number of people tested.**

| Reporting lab | Inconclusive | Negative | Positive | Percent positive | Total |
|---|--------------|----------|----------|------------------|-------|
| NIAGARA APOTHECARY INC | | 2 | | | 2 |
| GOLDSTEIN | | | 2 | 100% | 2 |
| MINUTECLINIC DIAGNOSTIC OF KANSAS, PC | | 2 | | | 2 |
| DR. G'S URGENT CARE | | | 2 | 100% | 2 |
| PEACE RIVER MEDICAL CENTER | | 2 | | | 2 |
| CALIFORNIA DIVISION OF COMMUNICABLE DISEASE CONTROL | | | 2 | 100% | 2 |
| MD NOW URGENT CARE MEDICAL CENTERS INC | | | 2 | 100% | 2 |
| MEDAILLE COLLEGE WELLNESS CENTER | | 2 | | | 2 |
| NLC LABS | | | 2 | 100% | 2 |
| PM PEDIATRICS OF SELDEN, PLLC | | 2 | | | 2 |
| PROSPECT URGENT CARE | | | 2 | 100% | 2 |
| BRANDYWYNE HEALTH CARE CENTER | | | 2 | 100% | 2 |
| BAPTIST HOSPITAL INTERNAL MEDICINE GULF BREEZE | | | 2 | 100% | 2 |
| LAWRENCE GENERAL HOSPITAL | | | 2 | 100% | 2 |
| CVS AZ9290POCT PHOENIX | | 2 | | | 2 |
| CARENOW LENEXA | | | 2 | 100% | 2 |
| ADVENTHEALTH EAST ORLANDO EMPLOYEE CLINIC | | 2 | | | 2 |
| KR AT COLLEGE HARBOR | | 2 | | | 2 |
| MEDEXPRESS URGENT CARE-SALINA, S 9TH ST | | 2 | | | 2 |
| MEDEXPRESS URGENT CARE - RUNNEMEDE | | 1 | 1 | 50% | 2 |
| PALM BEACH DIABETES & ENDOCRINE SPECIALISTS PA | | | 2 | 100% | 2 |
| MAJESTIC OAKS | | | 2 | 100% | 2 |
| PANCARE HEALTH - SNEADS ELEMENTARY | | | 2 | 100% | 2 |
| NEBRASKA MEDICAL CENTER | | | 2 | 100% | 2 |
| COMPLETE HEALTH MEDICAL CENTER | | | 2 | 100% | 2 |
| RDX BIOSCIENCE INC | | | 2 | 100% | 2 |
| SUMMIT URGENT CARE PS | | | 2 | 100% | 2 |
| CVS AZ7263POCT PHOENIX | | 2 | | | 2 |
| TULANE MEDICAL CENTER | | | 2 | 100% | 2 |
| PRECISION DIAGNOSTIC INC | | 2 | | | 2 |
| MANSFIELD MEDICAL LODGE | | | 2 | 100% | 2 |
| HEALTH AND WELLNESS URGENT CARE LLC | | | 2 | 100% | 2 |
| MARCO ISLAND MEDICAL CENTER | | | 2 | 100% | 2 |
| MAYO CLINIC BEACHES PRIMARY CARE CTR | | 2 | | | 2 |
| NORTHWELL HEALTH | | | 2 | 100% | 2 |
| MINUTECLINIC DIAG OF IND, LLC #6908 | | 2 | | | 2 |
| RHODE ISLAND DEPARTMENT OF HEALTH LABORATORIES | | | 2 | 100% | 2 |
| NEW YORK CITY CENTRAL COVID | | | 2 | 100% | 2 |
| BEAUFORT MEMORIAL | | | 2 | 100% | 2 |
| CRUC CMCH-COVID-19 | | 2 | | | 2 |
| HUMC | | 1 | 1 | 50% | 2 |
| CVS OH3329POCT LAKEWOOD | | 2 | | | 2 |
| WELLNESS MEDICAL CLINIC | | | 2 | 100% | 2 |
| Kroger 096 - The Little Clinic Orchard and Holly | | 2 | | | 2 |
| MADISON HOSPITAL LABORATORY | | | 2 | 100% | 2 |
| VALUE DRUGS GREENLAWN INC | | 2 | | | 2 |
| VA SALT LAKE CITY HCS | | 2 | | | 2 |

COVID-19: testing by laboratory

Data through Mar 19, 2021 verified as of Mar 20, 2021 at 09:25 AM

Data in this report are provisional and subject to change.

The numbers in the table below represent the number of Florida and non-Florida residents for whom test results were received by the Department of Health. A person can be tested by more than one laboratory and can have both positive and negative results. **Therefore, the sum of the numbers in each column will be larger than the total number of people tested.**

| Reporting lab | Inconclusive | Negative | Positive | Percent positive | Total |
|--|--------------|----------|----------|------------------|-------|
| MASSACHUSETTS DEPARTMENT OF HEALTH | | | 2 | 100% | 2 |
| EXPRESSCARE URGENT CARE CENTER | | | 2 | 100% | 2 |
| STOP URGENT CARE | | | 2 | 100% | 2 |
| SARASOTA MEMORIAL MEDICAL URGENT CARE CENTER | | | 2 | 100% | 2 |
| VETERANS AFFAIRS MEDICAL CENTER - GREATER LOS ANGELES | | | 2 | 100% | 2 |
| WEST COAST PEDIATRICS | | | 2 | 100% | 2 |
| DOCTOR'S IN-HOUSE LAB/COMMUNITY HEALTH CENTERS OF PINELLAS - JOHNNIE R | | | 2 | 100% | 2 |
| Great Lakes Health Center | | | 2 | 100% | 2 |
| APPLECARE VALDOSTA | | | 2 | 100% | 2 |
| IM&P WELLNES CENTER | | | 2 | 100% | 2 |
| MARLBORO URGENT CARE | | 2 | | | 2 |
| KEATING SPORTS CENTER | | 2 | | | 2 |
| STEWART ST ELIZABETH MEDICAL CENTER | | | 2 | 100% | 2 |
| SOUTH TAMPA AFTER HOURS CLINIC | | | 2 | 100% | 2 |
| Walgreens #19019 | | 2 | | | 2 |
| Macon Valley Nursing and Rehabilitation Center | | 2 | | | 2 |
| POPLAR HEALTHCARE | | | 2 | 100% | 2 |
| JULIE STAATS DO | | 2 | | | 2 |
| ONE MEDICAL GROUP | | 1 | 1 | 50% | 2 |
| WillowBrooke Court at Westminster Village | | 2 | | | 2 |
| HAMILTON COUNTY HEALTH DEPARTMENT | | 2 | | | 2 |
| 441 URGENT CARE-MULBERRY | | | 2 | 100% | 2 |
| PALMETTO FAMILY HEALTH CENTER | | | 2 | 100% | 2 |
| STATCARE URGENT AND WALK-IN | | | 2 | 100% | 2 |
| THE HOSPITAL OF PROVIDENCE EMERGENCY ROOM | | | 2 | 100% | 2 |
| FLORIDA DEPARTMENT OF HEALTH IN ESCAMBIA COUNTY | | 1 | 1 | 50% | 2 |
| GREEN POINT RX INC DBA ALTRU CHEMISTS | | 2 | | | 2 |
| Hartwell Health and Rehabilitation | | 2 | | | 2 |
| DOCTORS MEDICAL CTR OF WALTON COUNTY | | | 2 | 100% | 2 |
| CVS TX3292POCT WYLIE | | 2 | | | 2 |
| Avanti Wellness and Rehab | | | 2 | 100% | 2 |
| MAIN STREET MEDICAL CENTERS | | 2 | | | 2 |
| Manorcare Health Services West Reading North | | 2 | | | 2 |
| Virginia Gay Nursing and Rehab | | 2 | | | 2 |
| MEDEXPRESS URGENT CARE - LAWRENCE | | 2 | | | 2 |
| PATIENT FIRST MEDICAL CENTER-CARYTOWN | | | 2 | 100% | 2 |
| Kroger 441 - The Little Clinic Middletown | | 2 | | | 2 |
| Tuscola County Medical Care Community | | 2 | | | 2 |
| TRINITY DIALYSIS | | | 2 | 100% | 2 |
| MIDDLE TENN MENTAL HEALTH INSTITUTE | | 2 | | | 2 |
| LABRADOR PRIMARY CARE CENTER | | | 2 | 100% | 2 |
| NYU LANGONE HUNTINGTON MEDICAL GROUP | | 2 | | | 2 |
| ST JOSEPH'S HOSPITAL INC | | | 2 | 100% | 2 |
| WISE HEALTH SYSTEM | | 1 | 1 | 50% | 2 |
| MEMORIAL HERMANN | | | 2 | 100% | 2 |
| Kroger 596 - The Little Clinic Brentwood | | 2 | | | 2 |
| LABTOX LABORATORIES | | | 2 | 100% | 2 |

COVID-19: testing by laboratory

Data through Mar 19, 2021 verified as of Mar 20, 2021 at 09:25 AM

Data in this report are provisional and subject to change.

The numbers in the table below represent the number of Florida and non-Florida residents for whom test results were received by the Department of Health. A person can be tested by more than one laboratory and can have both positive and negative results. **Therefore, the sum of the numbers in each column will be larger than the total number of people tested.**

| Reporting lab | Inconclusive | Negative | Positive | Percent positive | Total |
|--|--------------|----------|----------|------------------|-------|
| CVS M05724POCT KANSAS CITY | | 2 | | | 2 |
| Kroger 667 - The Little Clinic Litchfield Park | | 2 | | | 2 |
| RIVERVIEW MEDICAL CLINIC | | 2 | | | 2 |
| ONTARIO COUNTY PUBLIC HEALTH | | 2 | | | 2 |
| PENSACOLA MEDICAL CLINIC LLC | | | 2 | 100% | 2 |
| Cottage of the Shoals | | 2 | | | 2 |
| ASPIRUS RIVERVIEW HOSPITAL & CLINICS INC | | 1 | 1 | 50% | 2 |
| HOLY TRINITY PHARMACY LLC | | 2 | | | 2 |
| Robert Cranfield | | | 2 | 100% | 2 |
| MEDEXPRESS URGENT CARE - MYLAN | | | 2 | 100% | 2 |
| SOUTHEAST GEORGIA HEALTH SYSTEM | | | 2 | 100% | 2 |
| BELLIN HOSPITAL | | | 2 | 100% | 2 |
| ACCESS 365 URGENT CARE LLC | | | 2 | 100% | 2 |
| EXCEL URGENT CARE OF PARAMUS LLC | | 2 | | | 2 |
| GERM BUSTERS 911 LLC | | | 2 | 100% | 2 |
| First Care Living Center/Essentia Health | | | 2 | 100% | 2 |
| NORTHSIDE HOSPITAL D/B/A ARTHRITIS | | 2 | | | 2 |
| MINUTECLINIC DIAGNOSTIC OF OHIO #6192 | | 2 | | | 2 |
| UVA HEALTH SYSTEM MEDICAL LABORATORIES | | | 2 | 100% | 2 |
| MD NOW URGENT CARE CENTER INC. | | | 2 | 100% | 2 |
| Piney Grove Nursing and Rehabilitation Center | | 2 | | | 2 |
| NORTH MCALLEN PEDIATRIC CENTER | | | 2 | 100% | 2 |
| AMERICAN MEDICAL LABORATORIES | | | 2 | 100% | 2 |
| SYLVAN NURSING | | | 2 | 100% | 2 |
| UNITED MEMORIAL MEDICAL CENTER | | | 2 | 100% | 2 |
| ASANTE THREE RIVERS MEDICAL CENTER LAB | | 2 | | | 2 |
| AUSTIN REGIONAL CLINIC MICROBIOLOGY LAB | | | 2 | 100% | 2 |
| MEDERI CARETENDERS | | 1 | 1 | 50% | 2 |
| CONEMAUGH MEMORIAL MEDICAL CENTER | | 2 | | | 2 |
| WillowBrooke Court at Southampton Estates | | 2 | | | 2 |
| ASHLEY PEDIATRICS | | | 2 | 100% | 2 |
| LILY PHARMACY | | 2 | | | 2 |
| MASSENA HOSPITAL LABORATORY | | 2 | | | 2 |
| CVS OH4499POCT LYNDHURST | | 2 | | | 2 |
| DELAWARE DIAGNOSTICS LABS | | | 2 | 100% | 2 |
| BAPTIST HOSPITAL PRIMARY CARE GULF BREEZE | | | 2 | 100% | 2 |
| UNIVERSITY OF MIAMI SCCC RESEARCH LABORATORY | | | 2 | 100% | 2 |
| MEDEXPRESS URGENT CARE-BLOOMFIELD AVEN | | 2 | | | 2 |
| MEDEXPRESS URGENT CARE - BENTON | | 2 | | | 2 |
| Iowa Veterans Home | | 2 | | | 2 |
| WOMENS CARE FLORIDA LLC-LABORATORY | | 2 | | | 2 |
| HAPPY KIDZ PEDIATRICS PL | | 1 | 1 | 50% | 2 |
| CSS- TWELVE OAKS | | | 2 | 100% | 2 |
| CVS IL7017POCT BLOOMINGTON | | 2 | | | 2 |
| CVS OH3980POCT KENT | | 2 | | | 2 |
| PALOS COMMUNITY HOSPITAL LABORATORY | | | 2 | 100% | 2 |
| VALUE DRUGS BRONXVILLE INC | | 2 | | | 2 |

COVID-19: testing by laboratory

Data through Mar 19, 2021 verified as of Mar 20, 2021 at 09:25 AM

Data in this report are provisional and subject to change.

The numbers in the table below represent the number of Florida and non-Florida residents for whom test results were received by the Department of Health. A person can be tested by more than one laboratory and can have both positive and negative results. **Therefore, the sum of the numbers in each column will be larger than the total number of people tested.**

| Reporting lab | Inconclusive | Negative | Positive | Percent positive | Total |
|---|--------------|----------|----------|------------------|-------|
| MAJESTIC GUARDIANS | | | 2 | 100% | 2 |
| CHARLOTTE COUNTY HEALTH DEPARTMENT | | | 2 | 100% | 2 |
| PM PEDIATRICS OF BAYSIDE, PLLC - MANHASSET | | 2 | | | 2 |
| Kroger 127 - The Little Clinic Lakewood-Alameda | | 2 | | | 2 |
| Advanced Rehabilitation and Healthcare of Wichita Falls | | 2 | | | 2 |
| CREATIVE HEALTH CENTER | | | 2 | 100% | 2 |
| LIFESPRING COMMUNITY HEALTH | | 2 | | | 2 |
| PRIMARY HEALTH CARE ASSOCIATES INC | | | 2 | 100% | 2 |
| POINT OF CARE PRIVATE HEALTH MANAGEMENT | | | 2 | 100% | 2 |
| HANOVER ENDOSCOPY CENTER | | 2 | | | 2 |
| Essex Center for Rehabilitation and Healthcare | | 2 | | | 2 |
| MC MEDICAL | | | 2 | 100% | 2 |
| Birchaven | | 2 | | | 2 |
| MINUTE CLINIC DIAGNOSTIC OF KANSAS PA | | 2 | | | 2 |
| BRENTWOOD AT FORE RANCH | | | 2 | 100% | 2 |
| MEDICAL ASSOCIATES OF BREVARD DR S VYAS | | | 2 | 100% | 2 |
| UK HEALTHCARE | | | 2 | 100% | 2 |
| RIVERSIDE METHODIST HOSPITAL LAB | | | 2 | 100% | 2 |
| WALGREENS #06583 | | 2 | | | 2 |
| BMC/JACSONVILLE | | 1 | 1 | 50% | 2 |
| Eagle Health and Rehabilitation | | 2 | | | 2 |
| SOUTHCARE PHARMACY INC | | | 2 | 100% | 2 |
| WEAKLEY COUNTY REHAB AND NURSING CENTER | | 2 | | | 2 |
| EASTSIDE SPORTS COMPLEX | | | 2 | 100% | 2 |
| ROBERTS WESLEYAN COLLEGE HEALTH CENTE | | 2 | | | 2 |
| BIOMAT USA | | | 2 | 100% | 2 |
| CERTIVIA LABORATORIES | | | 2 | 100% | 2 |
| REGIONS HOSPITAL LABORATORY | | | 2 | 100% | 2 |
| SPECIALTY LABORATORIES | | | 2 | 100% | 2 |
| CVS OH4300POCT STRONGSVILLE | | 2 | | | 2 |
| CVS MA1877POCT NORTON | | 2 | | | 2 |
| USCG ABBOTT BINAXNOW | | 1 | 1 | 50% | 2 |
| JACKSONVILLE VA OPC | | | 2 | 100% | 2 |
| Hackensack Univ Medical Center At Pasc | | 1 | 1 | 50% | 2 |
| VALLEY BAPTIST MEDICAL CENTER: BROWNSVILLE | | | 2 | 100% | 2 |
| The Suites at Western Home Communities | | 2 | | | 2 |
| CVS SC2497POCT LEXINGTON | | 2 | | | 2 |
| FLORIDA MENTOR FAULKNER GROUP HOME | | | 2 | 100% | 2 |
| COLUMBIA COTTAGE | | 2 | | | 2 |
| Alden Terrace of McHenry | | | 2 | 100% | 2 |
| PREVENTIVE HEALTH PARTNERS I L S C | | 2 | | | 2 |
| MEDEXPRESS URGENT CARE - ROSS TOWNSHIP | | 2 | | | 2 |
| BD MEDICAL SYSTEMS | | | 2 | 100% | 2 |
| GRACE HEALTHCARE OF LAKE WALES | | 1 | 1 | 50% | 2 |
| JUPITER PEDIATRIC ASSOCIATES, PA | | 1 | 1 | 50% | 2 |
| IN AND OUT URGENT CARE | | | 2 | 100% | 2 |
| Kroger 328 - The Little Clinic Henderson Road | | 2 | | | 2 |

COVID-19: testing by laboratory

Data through Mar 19, 2021 verified as of Mar 20, 2021 at 09:25 AM

Data in this report are provisional and subject to change.

The numbers in the table below represent the number of Florida and non-Florida residents for whom test results were received by the Department of Health. A person can be tested by more than one laboratory and can have both positive and negative results. **Therefore, the sum of the numbers in each column will be larger than the total number of people tested.**

| Reporting lab | Inconclusive | Negative | Positive | Percent positive | Total |
|--|--------------|----------|----------|------------------|-------|
| The Friendly Home | | 2 | | | 2 |
| VA OUTPATIENT PHARMACY | | | 2 | 100% | 2 |
| ADVANCE FAMILY PRACTICE LLC | | | 2 | 100% | 2 |
| WURLAND NURSING AND REHABILITATION, L | | 2 | | | 2 |
| LAKE BALDWIN | | | 2 | 100% | 2 |
| RAPID URGENT CARE - ALBANY | | | 2 | 100% | 2 |
| AGILE URGENT CARE | | | 2 | 100% | 2 |
| MAYO CLINIC COUMADIN CLINIC LABORATORY | | 1 | 1 | 50% | 2 |
| RAPID RESULT CORP LLC | | 1 | 1 | 50% | 2 |
| ARLINGTON DIALYSIS CENTER LLC | | 2 | | | 2 |
| RCA LABORATORY SERVICES LLC | | | 2 | 100% | 2 |
| MIDLAND MEMORIAL HOSPITAL | | | 2 | 100% | 2 |
| FIRST CHOICE MEDICAL PC | | | 2 | 100% | 2 |
| MEMORIAL HEALTH SYSTEM | | 1 | 1 | 50% | 2 |
| Kroger 672 - The Little Clinic Bill Kennedy & Glenwood | | 2 | | | 2 |
| DOCTORS CARE OF PALM COAST | | | 2 | 100% | 2 |
| SACRED HEART HOSPITAL ON THE EMERALD | | | 2 | 100% | 2 |
| CITRUS PARK | | | 2 | 100% | 2 |
| MEDEXPRESS URGENT CARE - WEXFORD | | 2 | | | 2 |
| SOMA MEDICAL CENTER PA #3 GREENACRES | | | 2 | 100% | 2 |
| MEDEXPRESS URGENT CARE - EAST BRUNSWICK | | 2 | | | 2 |
| SCDHEC BUREAU OF LABORATORIES | | | 2 | 100% | 2 |
| JOINT AMBULATORY CARE CENTER | | 2 | | | 2 |
| ROUTE 16 PHARMACY LLC DBA HOLLAND PHAR | | 2 | | | 2 |
| Life Care Center of Elyria | | 2 | | | 2 |
| ACN PHYSICIANS GROUP CORP | | | 2 | 100% | 2 |
| CVS CT288POCT BRISTOL | | 2 | | | 2 |
| OUR LADY OF THE LAKE REGIONAL MEDICAL CENTER | | | 2 | 100% | 2 |
| CONCENTRA - ORLANDO SOUTH II | | 2 | | | 2 |
| MEDEXPRESS URGENT CARE - CONWAY | | 2 | | | 2 |
| Kroger 409 - The Little Clinic Hebron Marketplace | | 1 | 1 | 50% | 2 |
| REELFOOT FAMILY WALK IN CLINIC - TIPT | | 2 | | | 2 |
| AFC URGENT CARE CLEVELAND | | | 2 | 100% | 2 |
| INSPIRIT SENIOR LIVING | | | 2 | 100% | 2 |
| INTERNAL MEDICINE ASSOCIATES-DUNELLON | | | 2 | 100% | 2 |
| CVS OH4327POCT PAINESVILLE | | 2 | | | 2 |
| PruittHealth Lakehaven | | 2 | | | 2 |
| BROOKSVILLE DIALYSIS | | | 2 | 100% | 2 |
| Kroger 687 - The Little Clinic Sugar Hill | | 1 | 1 | 50% | 2 |
| Kroger 686 - The Little Clinic Farragut | | 2 | | | 2 |
| VITAL CARE CLINIC, LLC | | | 2 | 100% | 2 |
| MIAMI DADE MEDICAL RESEARCH INSTITUTE | | | 2 | 100% | 2 |
| The Palms Nursing and Rehabilitation | | 1 | 1 | 50% | 2 |
| HACKENSACK MERIDIAN URGENT CARE, PC | | 2 | | | 2 |
| Kroger 412 - The Little Clinic Oxford | | 2 | | | 2 |
| Chatham Nursing and Rehab Center | | 2 | | | 2 |
| ESCANDON DIAGNOSTIC CLINIC | | | 2 | 100% | 2 |

COVID-19: testing by laboratory

Data through Mar 19, 2021 verified as of Mar 20, 2021 at 09:25 AM

Data in this report are provisional and subject to change.

The numbers in the table below represent the number of Florida and non-Florida residents for whom test results were received by the Department of Health. A person can be tested by more than one laboratory and can have both positive and negative results. **Therefore, the sum of the numbers in each column will be larger than the total number of people tested.**

| Reporting lab | Inconclusive | Negative | Positive | Percent positive | Total |
|--|--------------|----------|----------|------------------|-------|
| SPRINGHILL SENIOR RESIDENCE | | 2 | | | 2 |
| Camellia Gardens | | 2 | | | 2 |
| SIGNAL DIAGNOSTICS DBA FLOWHEALTH LABS | | | 2 | 100% | 2 |
| SOUTHERN BREEZE HEALTHCARE | | 1 | 1 | 50% | 2 |
| TMH PHYSICIAN PARTNERS MONTICELLO | | 1 | 1 | 50% | 2 |
| CROSSROADS | | | 2 | 100% | 2 |
| Crowne Health Care of Greenville | | 2 | | | 2 |
| NORTH DAKOTA VETERANS HOME | | 2 | | | 2 |
| JOHN D. ARCHBOLD MEM. HOSPITAL | | | 2 | 100% | 2 |
| LEHIGH MEDICAL AND RESEARCH CENTER, INC | | | 2 | 100% | 2 |
| CARESPOT URGENT CARE | | 1 | 1 | 50% | 2 |
| GIGI WOOD DAVIS DO-FAMILY MEDICINE | | 2 | | | 2 |
| CVS OH6185POCT PICKERINGTON | | 2 | | | 2 |
| CAREWELL JW - WORCESTER LNC | | | 2 | 100% | 2 |
| ManorCare Rehab Center of Marietta | | 2 | | | 2 |
| TGH Brandon Healthplex Laboratory | | | 2 | 100% | 2 |
| ADVENTIST HINSDALE HOSPITAL LABORATORY | | | 2 | 100% | 2 |
| MEDEXPRESS URGENT CARE - BROOKHAVEN | | 2 | | | 2 |
| FAMILY CARE SPECIALISTS OF ORLANDO | | | 2 | 100% | 2 |
| MINUTECLINIC DIAGNOSTIC OF NEVADA-9586 | | 1 | 1 | 50% | 2 |
| MY PHARMACY | | | 2 | 100% | 2 |
| NYUMC CLINICAL LABORATORIES | | | 2 | 100% | 2 |
| BROOKDALE ALTAMONTE SPRINGS | | | 2 | 100% | 2 |
| SWEDISH COVENANT HOSPITAL | | | 2 | 100% | 2 |
| ADVANCED MEDICAL CARE | | | 2 | 100% | 2 |
| PRECISION CLINICAL RESEARCH | | | 2 | 100% | 2 |
| Luther Acres Manor | | 2 | | | 2 |
| ROPER HOSPITAL | | | 2 | 100% | 2 |
| CVS OH4301POCT NORTHFIELD | | 2 | | | 2 |
| ASCENSION ST VINCENT'S RIVERSIDE | | | 2 | 100% | 2 |
| CHESTERFIELD HEALTHCARE GROUP, INC | | 2 | | | 2 |
| CVS NJ2508POCT MANALAPAN | | 2 | | | 2 |
| BIOHEALTH MEDICAL LAB INC | | | 2 | 100% | 2 |
| ADVENTHEALTH IMAGING PARTIN SETTLEMENT | | | 2 | 100% | 2 |
| MEMORIAL HOSPITAL OF SOUTH BEND | | | 2 | 100% | 2 |
| WISCONSIN STATE LABORATORY OF HYGIENE | | 1 | 1 | 50% | 2 |
| TMH REHABILITATION CENTER | | 2 | | | 2 |
| COOPER CLINIC | | | 2 | 100% | 2 |
| JACKSON LABORATORY OF GENOMIC MEDICINE | | 2 | | | 2 |
| Cortland Acres Association | | 2 | | | 2 |
| ADVENT HEALTH MEDICAL GROUP | | 2 | | | 2 |
| MEASE MANOR MEMORY CARE | | 2 | | | 2 |
| SOUTHEASTERN INSTITUTE OF RESTORATIVE MEDICINE | | 1 | 1 | 50% | 2 |
| CVS PHARMACY | | | 2 | 100% | 2 |
| MEDEXPRESS URGENT CARE - SPRINGDALE, S 40TH STREET | | 2 | | | 2 |
| SOUTH BEND MEDICAL FOUNDATION | | | 2 | 100% | 2 |
| DMC UNIVERSITY LABORATORIES | | 1 | 1 | 50% | 2 |

COVID-19: testing by laboratory

Data through Mar 19, 2021 verified as of Mar 20, 2021 at 09:25 AM

Data in this report are provisional and subject to change.

The numbers in the table below represent the number of Florida and non-Florida residents for whom test results were received by the Department of Health. A person can be tested by more than one laboratory and can have both positive and negative results. **Therefore, the sum of the numbers in each column will be larger than the total number of people tested.**

| Reporting lab | Inconclusive | Negative | Positive | Percent positive | Total |
|--|--------------|----------|----------|------------------|-------|
| US LABS | | 2 | | | 2 |
| OAKMONT WEST- GREENVILLE SC | | 2 | | | 2 |
| CLEAR LAKE REGIONAL MEDICAL CENTER | | | 2 | 100% | 2 |
| DELRAY BEACH HEALTH DEPT LAB | | | 2 | 100% | 2 |
| CVS IL117OPOCT JOLIET | | 2 | | | 2 |
| OAKMONT OF UNION SC, LLC | | 2 | | | 2 |
| MINUTECLINIC DIAG OF IND, LLC #6250 | | 2 | | | 2 |
| PHYSICIANS LABORATORY SERVICES | | | 2 | 100% | 2 |
| PALM CITY NURSING AND REHAB CENTER | | | 2 | 100% | 2 |
| PEDIATRIC HEALTH CARE | | 1 | 1 | 50% | 2 |
| LIFETIME FAMILY URGENT CARE | | | 2 | 100% | 2 |
| PALMS OF FT MYERS,THE | | | 2 | 100% | 2 |
| NATHAN LITTAUER HOSPITAL LAB | | 2 | | | 2 |
| CHIEFLAND MEDICAL CENTER LLC | | | 2 | 100% | 2 |
| WALGREENS #3811 | | | 2 | 100% | 2 |
| TEQUESTA FAMILY MEDICAL CENTER LLC | | | 2 | 100% | 2 |
| WALGREENS #05477 | | 2 | | | 2 |
| Kings County Hospital Center | | | 2 | 100% | 2 |
| WELL HEALTH LABS | | | 2 | 100% | 2 |
| HELIX DIAGNOSTIX | | | 2 | 100% | 2 |
| PHYSICIANS MEDICAL CENTER | | 2 | | | 2 |
| WAKULLA URGENT CARE & DIAGNOSTIC | | | 2 | 100% | 2 |
| BOND COMMUNITY HEALTH CENTER | | | 2 | 100% | 2 |
| OSF SAINT FRANCIS MEDICAL CENTER | | | 2 | 100% | 2 |
| OAKBRIDGE TERRACE AT SAE | | | 2 | 100% | 2 |
| MISSION HOSPITAL REGIONAL MEDICAL CENTER | | | 2 | 100% | 2 |
| DEER'S HEAD CENTER | | 2 | | | 2 |
| BAYSHORE MEDICAL CENTER | | | 2 | 100% | 2 |
| NAVAL MEDICAL CENTER | | | 2 | 100% | 2 |
| NORTH MANATEE HEALTH CARE CENTER | | | 2 | 100% | 2 |
| THE DOCTOR'S OFFICE OF WEST CALDWELL | | 2 | | | 2 |
| NEMOURS CHILDREN'S URGENT CARE LAKE NONA | | | 2 | 100% | 2 |
| ADVENTHEALTH MEDICAL GROUP ADULT AND SENIOR HEALTH | | | 2 | 100% | 2 |
| CLEVELAND CLINIC IMAGING | | | 2 | 100% | 2 |
| WARD MEMORIAL HOSPITAL | | 2 | | | 2 |
| Warren Center for Rehabilitation and Nursing | | 2 | | | 2 |
| BAPTIST HEALTHCARE - LAKEVIEW CENTER INC | | 2 | | | 2 |
| BAYLOR COLLEGE OF MEDICINE | | | 2 | 100% | 2 |
| Providence of Sparta Health and Rehabilitation | | 2 | | | 2 |
| MEDEXPRESS URGENT CARE - JEANNETTE | | 2 | | | 2 |
| WALGREENS #15495 | | 1 | 1 | 50% | 2 |
| Edinboro Manor | | 2 | | | 2 |
| MERCY HEALTH LAB | | 1 | 1 | 50% | 2 |
| FLORIDA MEDICAL CLINIC RADIOLOGY DALE MABRY | | 2 | | | 2 |
| COVANCE | | | 2 | 100% | 2 |
| CVS NV5286POCT HENDERSON | | 2 | | | 2 |
| Medilodge of Monroe | | 2 | | | 2 |

COVID-19: testing by laboratory

Data through Mar 19, 2021 verified as of Mar 20, 2021 at 09:25 AM

Data in this report are provisional and subject to change.

The numbers in the table below represent the number of Florida and non-Florida residents for whom test results were received by the Department of Health. A person can be tested by more than one laboratory and can have both positive and negative results. **Therefore, the sum of the numbers in each column will be larger than the total number of people tested.**

| Reporting lab | Inconclusive | Negative | Positive | Percent positive | Total |
|---|--------------|----------|----------|------------------|-------|
| PM PEDIATRICS OF BAYSIDE PLLC - HOPEWELL JUNCTION | | 2 | | | 2 |
| PM PEDIATRICS OF BAYSIDE, PLLC - RIVE | | 2 | | | 2 |
| BROOKS -TLC HOSPITAL SYSTEM | | | 2 | 100% | 2 |
| ANDERSON COUNTY HOSPITAL | | | 2 | 100% | 2 |
| RIGHT AT HOME | | | 2 | 100% | 2 |
| MEDEXPRESS - WILMINGTON KIRKWOOD HIGHWAY | | 2 | | | 2 |
| AYASS BIOSCIENCE LLC | | | 2 | 100% | 2 |
| SOUTH DAKOTA DEPARTMENT OF HEALTH | | 2 | | | 2 |
| DOWN HOME MEDICAL | | | 2 | 100% | 2 |
| MC DIAGNOSTIC OF CONNECTICUT, PC #252 | | 1 | 1 | 50% | 2 |
| MINUTECLINIC DIAGNOSTIC, PA #10252 | | 2 | | | 2 |
| INTERMOUNTAIN MEDICAL CENTER | | | 2 | 100% | 2 |
| DIVERSE MEDICAL CARE LLC | | | 2 | 100% | 2 |
| APPLING NURSING & REHABILITATION PAVIL | | 2 | | | 2 |
| OAKMONT EAST- GREENVILLE SC, LLC | | 2 | | | 2 |
| JOJAN PHARMA INC | | 2 | | | 2 |
| CEDARS-SINAI MEDICAL CENTER | | | 2 | 100% | 2 |
| MEDEXPRESS URGENT CARE-WILKINS TOWNSHIP, WILLIAM PENN HIGHWAY | | 2 | | | 2 |
| MINUTECLINIC DIAGNOSTIC OF OHIO #6139 | | 2 | | | 2 |
| PLASMA MED RESEARCH DBA | | 2 | | | 2 |
| UC CORAL GABLES | | | 2 | 100% | 2 |
| JRS LABORATORY | | | 2 | 100% | 2 |
| NEW YORK PSYCHIATRIC INSTITUTE | | 2 | | | 2 |
| AMEDISYS HOME HEALTH OF GREENVILLE | | | 2 | 100% | 2 |
| CIGNA GATEWAY | | | 2 | 100% | 2 |
| PRIMACARE MEDICAL LAKEWOOD | | | 2 | 100% | 2 |
| LIFT HEALTH | | 2 | | | 2 |
| MARCO ISLAND HOSPITAL INC D/B/A | | 1 | 1 | 50% | 2 |
| SUNCOAST BLOOD BANK | | | 2 | 100% | 2 |
| AHC Forest cove | | 2 | | | 2 |
| MAGNOLIA ADULT, LLC | | | 2 | 100% | 2 |
| PALM COAST DIALYSIS | | 2 | | | 2 |
| Kroger 101 - The Little Clinic Hill Top | | 2 | | | 2 |
| RAPID MEDLAB (004MO) | | 2 | | | 2 |
| Stillwater Healthcare | | 2 | | | 2 |
| Van Wert Manor | | 2 | | | 2 |
| CHI MEMORIAL PRIMARY CARE ASSOCIATES-A | | 2 | | | 2 |
| ACKERMAN CANCER CENTER | | 2 | | | 2 |
| PRIMARY CARE SERVICES AT EDGEWATER | | 2 | | | 2 |
| STUART SURGERY CENTER, LLC | | | 2 | 100% | 2 |
| NEW GEN LABS | | | 2 | 100% | 2 |
| SPECTRUM HEALTH | | | 2 | 100% | 2 |
| RAJ K PAI MD PA | | | 2 | 100% | 2 |
| PARKRIDGE MEDICAL CENTER | | | 2 | 100% | 2 |
| KJ MEDICAL PRACTICE PC | | 2 | | | 2 |
| ILLINOIS DEPT OF PUBLIC HEALTH LABS | | | 2 | 100% | 2 |
| ENVOY OF FORK UNION, LLC DBA ENVOY AT THE VILLAGE | | 2 | | | 2 |

COVID-19: testing by laboratory

Data through Mar 19, 2021 verified as of Mar 20, 2021 at 09:25 AM

Data in this report are provisional and subject to change.

The numbers in the table below represent the number of Florida and non-Florida residents for whom test results were received by the Department of Health. A person can be tested by more than one laboratory and can have both positive and negative results. **Therefore, the sum of the numbers in each column will be larger than the total number of people tested.**

| Reporting lab | Inconclusive | Negative | Positive | Percent positive | Total |
|---|--------------|----------|----------|------------------|-------|
| MID-FLORIDA HEMATOLOGY AND ONCOLOGY CENTERS | | 2 | | | 2 |
| SKIN WELLNESS PHYSICIANS LLC | | 2 | | | 2 |
| DAYTON CHILDRENS HOSPITAL LAB | | | 2 | 100% | 2 |
| CVS AZ33POCT TEMPE | | 2 | | | 2 |
| OMEGA RESEARCH CONSULTANTS | | | 2 | 100% | 2 |
| ASCENSION ST MICHAEL'S HOSPITAL LAB | | 1 | 1 | 50% | 2 |
| Covington Care Nursing and Rehabilitation | | 2 | | | 2 |
| CARTER BLOOD CARE | | | 2 | 100% | 2 |
| THE FOUNTAIN AT BOCA CIEGA BAY | | 2 | | | 2 |
| NEMOURS CHILDREN'S PRIMARY CARE THE VILLAGES | | 2 | | | 2 |
| VALLEY MEDICAL LABORATORY | | | 2 | 100% | 2 |
| SKR MEDICAL ADVISORS | | 2 | | | 2 |
| Riverside Nursing & Rehabilitation Center | | 1 | | | 1 |
| CLIFTON-FINE HOSPITAL LABORATORY | | 1 | | | 1 |
| HEARTLAND PHARMACY SEBRING | | | 1 | 100% | 1 |
| Oak Hill Health & Rehabilitation Center | | | 1 | 100% | 1 |
| Ideal Senior Living Center | | 1 | | | 1 |
| VICTORIA PAIN AND REHABILITATION CENTER | | | 1 | 100% | 1 |
| CVS TX19POCT SPRING | | 1 | | | 1 |
| CVS NC7051POCT WAKE FOREST | | 1 | | | 1 |
| Cornerstone at the Ranch | | 1 | | | 1 |
| TRIPLE O RESEARCH INSTITUTE PA | | | 1 | 100% | 1 |
| TALLAHASSEE DIALYSIS | | 1 | | | 1 |
| THE HOSPITALS OF PROVIDENCE EMERGENCY ROOM | | | 1 | 100% | 1 |
| MEDICAL CENTER | | | 1 | 100% | 1 |
| TEMPUS_LABS | | | 1 | 100% | 1 |
| MEDEXPRESS URGENT CARE - PINE BLUFF S | | 1 | | | 1 |
| TREASURE COAST MEDICAL CONCIERGE LLC | | | 1 | 100% | 1 |
| Kroger 407 - The Little Clinic Lexington | | 1 | | | 1 |
| MED BAR LLC | | 1 | | | 1 |
| MEDEXPRESS URGENT CARE - LAWTON | | 1 | | | 1 |
| MISSION HOSPITAL | | | 1 | 100% | 1 |
| BAPTIST HOSPITAL LABORATORY | | | 1 | 100% | 1 |
| ADVENTHEALTH CENTRA CARE POINCIANA | | | 1 | 100% | 1 |
| MAHONEY PEDIATRICS PA | | | 1 | 100% | 1 |
| Accordius Health at Gastonia | | | 1 | 100% | 1 |
| OMNI HEALTHCARE INC | | | 1 | 100% | 1 |
| INNOVATIVE HEALTH DIAGNOSTIC OF CALIFORNIA | | | 1 | 100% | 1 |
| CONCENTRA - TAMPA EAST | | 1 | | | 1 |
| TILLAMOOK COUNTY GENERAL HOSPITAL LAB | | 1 | | | 1 |
| WASHINGTONVILLE PHARMACY INC | | 1 | | | 1 |
| Caldwell Care | | 1 | | | 1 |
| SISTERS MISSION | | | 1 | 100% | 1 |
| Kroger 527 - The Little Clinic Hwy 70 S. | | 1 | | | 1 |
| ALTA BATES SUMMIT MEDICAL CENTER CLINICAL LAB | | | 1 | 100% | 1 |
| WAYNE COUNTY PUBLIC HEALTH | | 1 | | | 1 |
| ANDREWS | | | 1 | 100% | 1 |

COVID-19: testing by laboratory

Data through Mar 19, 2021 verified as of Mar 20, 2021 at 09:25 AM

Data in this report are provisional and subject to change.

The numbers in the table below represent the number of Florida and non-Florida residents for whom test results were received by the Department of Health. A person can be tested by more than one laboratory and can have both positive and negative results. **Therefore, the sum of the numbers in each column will be larger than the total number of people tested.**

| Reporting lab | Inconclusive | Negative | Positive | Percent positive | Total |
|--|--------------|----------|----------|------------------|-------|
| NORTHWEST TEXAS HEALTHCARE SYSTEM,INC | | | 1 | 100% | 1 |
| J F K PEDIATRICS | | | 1 | 100% | 1 |
| BROADWAY HEALTH FLORIDA MEDICAL CLINIC URGENT CARE | | | 1 | 100% | 1 |
| CLINTON DRUG STORE | | 1 | | | 1 |
| Kroger 539 - The Little Clinic Memorial Blvd. | | 1 | | | 1 |
| DAVENPORT PEDIATRICS CLERMONT | | | 1 | 100% | 1 |
| STEPHENS COUNTY HOSPITAL | | | 1 | 100% | 1 |
| IP BOISE 1 | | | 1 | 100% | 1 |
| BRIAN C GRINER MD LLC | | | 1 | 100% | 1 |
| CHILDRENS HEALTHCARE CTE OF NORTHERN | | 1 | | | 1 |
| SPECTRUM LUDINGTON | | | 1 | 100% | 1 |
| BLUFFTON HEALTH CENTER | | | 1 | 100% | 1 |
| LAB. CORP. OF AMERICA | | | 1 | 100% | 1 |
| HOLYOKE MEDICAL CENTER | | | 1 | 100% | 1 |
| HALIFAX HEALTH PRIMARY CARE ORMOND | | | 1 | 100% | 1 |
| CLINICAL LABORATORY DEPARTMENT | | | 1 | 100% | 1 |
| Bolingreen Health and Rehabilitation | | 1 | | | 1 |
| GATEWAY LABORATORIES | | 1 | | | 1 |
| CARESPOT - WELLINGTON | | | 1 | 100% | 1 |
| MIAMI-DADE COUNTY HEALTH DEPT. | | 1 | | | 1 |
| CLARKSVILLE HEALTH SYSTEM | | | 1 | 100% | 1 |
| CHOTA COMMUNITY HEALTH SERVICES | | 1 | | | 1 |
| ADVANCE GASTROENTEROLOGY | | | 1 | 100% | 1 |
| CULVER CITY URGENT CARE | | | 1 | 100% | 1 |
| CVS TX7431POCT ROWLETT | | 1 | | | 1 |
| AURORA MEDICAL CENTER-KENOSHA | | | 1 | 100% | 1 |
| MYLAN-SOUTH POINT PA | | 1 | | | 1 |
| WALGREENS #06025 | | 1 | | | 1 |
| CROZER-CHESTER MEDICAL CENTER | | | 1 | 100% | 1 |
| GARDENS PEDIATRICS | | | 1 | 100% | 1 |
| CLEVELAND CLINIC OUTPATIENT LABORATORY | | | 1 | 100% | 1 |
| Kroger 419 - The Little Clinic Farmington/Exeter | | 1 | | | 1 |
| MEDTOWN PHARMACY | | | 1 | 100% | 1 |
| MEDEXPRESS URGENT CARE - HADLEY | | 1 | | | 1 |
| FHPG SURGICAL ASSOCIATES OF EAST PASCO | | | 1 | 100% | 1 |
| PUBLIX PHARMACY #0332 | | 1 | | | 1 |
| TILE PHARMACY | | 1 | | | 1 |
| CLINICAL MICROBIOLOGY LAB FAIRVIEW UNIVERSITY HOSPITAL | | | 1 | 100% | 1 |
| LIFELINK TRANSPLANT INSTITUTE LAB | | | 1 | 100% | 1 |
| SAINT AGNES HOSPITAL | | | 1 | 100% | 1 |
| SUNCOAST FAMILY MEDICAL ASSOCIATES | | | 1 | 100% | 1 |
| Manor Care Health Care Services - Williamsport North | | 1 | | | 1 |
| EMORY CRAWFORD LONG HOSPITAL | | | 1 | 100% | 1 |
| CIRRUS DX | | | 1 | 100% | 1 |
| BMC MAYPORT | | | 1 | 100% | 1 |
| CAH ACQUISITION COMPANY 11 LLC | | | 1 | 100% | 1 |
| MEDERI CARETENDERS VS OF SE FL LLC DBA | | | 1 | 100% | 1 |

COVID-19: testing by laboratory

Data through Mar 19, 2021 verified as of Mar 20, 2021 at 09:25 AM

Data in this report are provisional and subject to change.

The numbers in the table below represent the number of Florida and non-Florida residents for whom test results were received by the Department of Health. A person can be tested by more than one laboratory and can have both positive and negative results. **Therefore, the sum of the numbers in each column will be larger than the total number of people tested.**

| Reporting lab | Inconclusive | Negative | Positive | Percent positive | Total |
|--|--------------|----------|----------|------------------|-------|
| SPHERE DX | | | 1 | 100% | 1 |
| UNIVERSITY PLACE NURSING CENTER | | 1 | | | 1 |
| AUTUMN CARE OF STATESVILLE, LLC | | 1 | | | 1 |
| Kroger 753 - The Little Clinic Goss Avenue | | 1 | | | 1 |
| UF HEALTH EMERGENCY CENTER LABORATORY | | 1 | | | 1 |
| FREDERICK AVENUE GROUP HOME | | 1 | | | 1 |
| CFHC - FROSTPROOF | | | 1 | 100% | 1 |
| MIAMI CHILDRENS HOSPITAL MIDTOWN OUTPATIENT CENTER | | | 1 | 100% | 1 |
| ST. MICHAEL'S ELITE HOSPITAL | | | 1 | 100% | 1 |
| CEPERO PEDIATRICS PA | | | 1 | 100% | 1 |
| AVERA ST. MARY'S HOSPITAL | | | 1 | 100% | 1 |
| PINEBROOK CARE AND REHABILITATION CENTER | | | 1 | 100% | 1 |
| ST. JOHN HOSPITAL & MEDICAL CENTER | | | 1 | 100% | 1 |
| IDAHO HEALTH DEPARTMENT | | | 1 | 100% | 1 |
| MEDEXPRESS URGENT CARE - DANVILLE | | 1 | | | 1 |
| Oakview Manor Health and Rehab | | 1 | | | 1 |
| NEW ULM MEDICAL CENTER | | | 1 | 100% | 1 |
| PALM BEACH COUNTY SHERIFF OFFICE | | | 1 | 100% | 1 |
| GULF COUNTY HEALTH DEPARTMENT | | | 1 | 100% | 1 |
| THYROID SPECIALTY LABORATORY | | | 1 | 100% | 1 |
| HANCOCK REGIONAL HOSPITAL | | 1 | | | 1 |
| TITUSVILLE TOWERS ASSISTED LIVING | | 1 | | | 1 |
| UNIVERSITY OF TOLEDO MEDICAL CENTER | | | 1 | 100% | 1 |
| MARYWOOD HEIGHTS | | 1 | | | 1 |
| SACRED HEART HOSPITAL NURSING | | | 1 | 100% | 1 |
| CLARKSVILLE MANOR INC | | 1 | | | 1 |
| Good Samaritan Society-Atkinson | | 1 | | | 1 |
| PARKWAY REGIONAL MEDICAL CENTER LAB | | | 1 | 100% | 1 |
| NEWCARE PRIMARY MEDICINE | | | 1 | 100% | 1 |
| BRONSON METHODIST HOSPITAL | | | 1 | 100% | 1 |
| NORTHEAST GEORGIA HEALTH SYSTEM | | | 1 | 100% | 1 |
| Kroger 63 - The Little Clinic Glassford Hill Rd | | 1 | | | 1 |
| COASTAL MANOR | | 1 | | | 1 |
| UNIVERSITY OF MARYLAND PATHOLOGY ASSOCIATES | | | 1 | 100% | 1 |
| METHODISM MIDLOTHIAN MEDICAL CENTER | | | 1 | 100% | 1 |
| PREVENTIVE CARDIOLOGY AND INTERNAL MEDICINE ASSOCI | | | 1 | 100% | 1 |
| YOUR KIDS URGENT CARE | | | 1 | 100% | 1 |
| RELiance HOME HEALTH CARE INC | | 1 | | | 1 |
| ORLANDO PHYSICIAN NETWORK | | 1 | | | 1 |
| TITUSVILLE CENTER FOR SURGICAL EXCELLENCE LLC | | 1 | | | 1 |
| CVS NE8616POCT LINCOLN | | 1 | | | 1 |
| HARDIN MEMORIAL HOSPITAL - HEARTLAND PATHOLOGY CONSULTANTS | | | 1 | 100% | 1 |
| Advanced Rehabilitation of Vernon | | 1 | | | 1 |
| MERITER LABORATORIES | | | 1 | 100% | 1 |
| KELLY | | | 1 | 100% | 1 |
| FLORIDA HEALTH CARE MEDICAL GROUP | | 1 | | | 1 |
| Villa Maria | | | 1 | 100% | 1 |

COVID-19: testing by laboratory

Data through Mar 19, 2021 verified as of Mar 20, 2021 at 09:25 AM

Data in this report are provisional and subject to change.

The numbers in the table below represent the number of Florida and non-Florida residents for whom test results were received by the Department of Health. A person can be tested by more than one laboratory and can have both positive and negative results. **Therefore, the sum of the numbers in each column will be larger than the total number of people tested.**

| Reporting lab | Inconclusive | Negative | Positive | Percent positive | Total |
|--|--------------|----------|----------|------------------|-------|
| KIOSK MEDICINE OF KENTUCKY LLC | | 1 | | | 1 |
| Walgreens #9121 | | 1 | | | 1 |
| Walgreens #5421 | | 1 | | | 1 |
| AMERICAN FAMILY CARE - SMYRNA | | | 1 | 100% | 1 |
| FLORIDA CLINICAL RESEARCH CENTER, LLC | | | 1 | 100% | 1 |
| SAINT ALPHONSUS REGIONAL MEDICAL CENTER | | | 1 | 100% | 1 |
| TRUCARE LIVING CENTERS - SELMA | | | 1 | 100% | 1 |
| DOCTORS CHOICE HOME CARE INC | | | 1 | 100% | 1 |
| JOHNSON & JOHNSON VISION CARE-VISTAKON | | | 1 | 100% | 1 |
| PHOEBE PRIMARY CARE CAMILLA | | | 1 | 100% | 1 |
| Masonic Medical Research Institute | | | 1 | 100% | 1 |
| LPG PRIMARY CARE AT LABELLE | | | 1 | 100% | 1 |
| SUNY AT STONY BROOK | | | 1 | 100% | 1 |
| QLABS | | | 1 | 100% | 1 |
| PENROSE HOSPITAL | | | 1 | 100% | 1 |
| INTERNAL MEDICINE GROUP OF WINTER HAVEN PA | | 1 | | | 1 |
| BIOMERIEUX | | | 1 | 100% | 1 |
| BROCK HUGHES MEDICAL CENTER | | | 1 | 100% | 1 |
| Brakeley Park Center | | 1 | | | 1 |
| PASCO COUNTY HEALTH DEPARTMENT | | | 1 | 100% | 1 |
| CLEVELAND CLINIC OHIO LABORATORIES | | | 1 | 100% | 1 |
| CLINICAL CARE, INC | | | 1 | 100% | 1 |
| RIVERTON CBOC | | | 1 | 100% | 1 |
| PROVIDENCE HOSPITAL | | | 1 | 100% | 1 |
| WELLCARE URGENT CARE | | | 1 | 100% | 1 |
| ORLANDO DIALYSIS | | 1 | | | 1 |
| ST JOHN'S MEDICAL CENTER, TETON VILLAGE | | | 1 | 100% | 1 |
| AMERICAN DRUG TESTING LAB LLC | | | 1 | 100% | 1 |
| PSL JAX BEACH OPERATIONS LLC | | | 1 | 100% | 1 |
| BAYFRONT CARDIOVASCULAR ASSOCIATES | | | 1 | 100% | 1 |
| Central Alabama Veterans HCS - East Campus | | 1 | | | 1 |
| CVS OH2381POCT LEWIS CENTER | | 1 | | | 1 |
| NEMOURS CHILDRENS URGENT CARE | | | 1 | 100% | 1 |
| MYCLINIC, INC | | | 1 | 100% | 1 |
| JEFFREY A HIRSCHFIELD, MD PA | | | 1 | 100% | 1 |
| DORAL KIDNEY CENTER | | | 1 | 100% | 1 |
| GENESIS MICROBIOLOGY LAB | | 1 | | | 1 |
| ADVENTHEALTH MEDICAL GROUP UROLOGY AT EAST ORLANDO | | 1 | | | 1 |
| CVS NJ1927POCT GREEN BROOK | | 1 | | | 1 |
| LONESTAR 24HRER MANAGEMENT LLC DBA LONESTAR 24HRER | | | 1 | 100% | 1 |
| ADVENTHEALTH HOME CARE WATERMAN | | | 1 | 100% | 1 |
| MEDICAL LIFE-INC GUIDEWELL EMERGENCY MEDICINE | | | 1 | 100% | 1 |
| NEMOURS CHILDREN'S PRIMARY CARE | | | 1 | 100% | 1 |
| AESTHETIC PHYSICIANS PC | | | 1 | 100% | 1 |
| NOVANT HEALTH PRINCE WILLIAM WELLNESS CENTER | | | 1 | 100% | 1 |
| Mountain City Care and Rehabilitation Center | | 1 | | | 1 |
| PROGRESSIVE MEDICAL RESEARCH | | | 1 | 100% | 1 |

COVID-19: testing by laboratory

Data through Mar 19, 2021 verified as of Mar 20, 2021 at 09:25 AM

Data in this report are provisional and subject to change.

The numbers in the table below represent the number of Florida and non-Florida residents for whom test results were received by the Department of Health. A person can be tested by more than one laboratory and can have both positive and negative results. **Therefore, the sum of the numbers in each column will be larger than the total number of people tested.**

| Reporting lab | Inconclusive | Negative | Positive | Percent positive | Total |
|---|--------------|----------|----------|------------------|-------|
| NULEASE MEDICAL SOLUTIONS | | | 1 | 100% | 1 |
| FORT MYERS DIALYSIS | | 1 | | | 1 |
| San Antonio Residence and Rehabilitation Center | | 1 | | | 1 |
| FIVE STAR PREMIER RESIDENCES OF POMPANO BEACH | | | 1 | 100% | 1 |
| Kroger 016 - The Little Clinic Centennial | | 1 | | | 1 |
| CVS OH6164POCT DELAWARE | | 1 | | | 1 |
| BRIDGEWAY CENTER INC | | | 1 | 100% | 1 |
| YUMA REGIONAL MEDICAL CENTER | | | 1 | 100% | 1 |
| OUCH URGENT CARE | | | 1 | 100% | 1 |
| THE MEDICAL CENTER | | | 1 | 100% | 1 |
| WALGREENS NO 10512 | | | 1 | 100% | 1 |
| SAINT JOSEPHS HOSPITAL OF ATLANTA | | | 1 | 100% | 1 |
| GENESIS HEALTH SYSTEM | | | 1 | 100% | 1 |
| FAU MEMORY & WELLNESS CENTER | | | 1 | 100% | 1 |
| WORKFORCE HEALTH DEPARTMENT | | | 1 | 100% | 1 |
| Juniper Village at Bucks County | | 1 | | | 1 |
| NORTH WEST FLORIDA DIAGNOSTIC ENOCRINOLOGY CLINIC | | | 1 | 100% | 1 |
| SHAW MEDICAL GROUP LLC | | | 1 | 100% | 1 |
| SKY LAKES MEDICAL CENTER | | 1 | | | 1 |
| MEDICAL EXAMINERS OFFICE, LEESBURG | | | 1 | 100% | 1 |
| HOUSTON MEDICAL CENTER | | | 1 | 100% | 1 |
| St. Catherine's manor of Findlay | | 1 | | | 1 |
| SEATTLE-KING COUNTY | | | 1 | 100% | 1 |
| ALL PRO ORTHOPEDICS & SPORTS MEDICINE, PA | | | 1 | 100% | 1 |
| CELEBRATION FAMILY PHYSICIANS LLC | | | 1 | 100% | 1 |
| EXACCARE KINGSTON, LLC | | | 1 | 100% | 1 |
| Kroger 588 - The Little Clinic Thompsons Station | | 1 | | | 1 |
| VIVIAN SIMMONS FAMILY PRACTICE | | | 1 | 100% | 1 |
| LIFESTREAM BEHAVIORAL CENTER INC | | | 1 | 100% | 1 |
| PALMETTO CHARTER SCHOOL | | 1 | | | 1 |
| American Fork Care Center dba Heritage Care Center | | 1 | | | 1 |
| JPS HEALTH CENTER AT TRUE WORTH PLACE | | | 1 | 100% | 1 |
| Bayou Vista Community Care Center | | | 1 | 100% | 1 |
| CVS IL2297651CV JOLIET | | 1 | | | 1 |
| Parkside Manor | | 1 | | | 1 |
| MEDEXPRESS URGENT CARE - MT EPHRAIM | | 1 | | | 1 |
| LANGLEY DIALYSIS | | | 1 | 100% | 1 |
| KIOSK MEDICINE KENTUCKY LLC | | 1 | | | 1 |
| Manor Care of Dallastown d/b/a ManorCare Health Services - Dallastown | | 1 | | | 1 |
| MEDCARE QUALITY MEDICAL CENTER LLC | | | 1 | 100% | 1 |
| ADVENTHEALTH MEDICAL GROUP INTERNAL MEDICINE | | 1 | | | 1 |
| MIRAMAR KIDNEY CENTER | | 1 | | | 1 |
| Remarkable Healthcare Dallas | | | 1 | 100% | 1 |
| Piqua Manor | | 1 | | | 1 |
| LOGAN COUNTY HOSPITAL | | | 1 | 100% | 1 |
| PALMETTO BAY MEDICAL CENTER | | | 1 | 100% | 1 |
| NORTH BREVARD CHILDRENS MEDICAL CENTER | | | 1 | 100% | 1 |

COVID-19: testing by laboratory

Data through Mar 19, 2021 verified as of Mar 20, 2021 at 09:25 AM

Data in this report are provisional and subject to change.

The numbers in the table below represent the number of Florida and non-Florida residents for whom test results were received by the Department of Health. A person can be tested by more than one laboratory and can have both positive and negative results. **Therefore, the sum of the numbers in each column will be larger than the total number of people tested.**

| Reporting lab | Inconclusive | Negative | Positive | Percent positive | Total |
|---|--------------|----------|----------|------------------|-------|
| MEA PRIMARY CARE PLUS BYRAM | | | 1 | 100% | 1 |
| PROGRESSIVE MEDICAL LAB LLC | | | 1 | 100% | 1 |
| Kroger - KRO62000426 | | | 1 | 100% | 1 |
| ST FRANCIS MEDICAL CENTER | | | 1 | 100% | 1 |
| APPLECARE URGENT CARE KINGSLAND | | | 1 | 100% | 1 |
| AHC Dyersburg | | 1 | | | 1 |
| HIGHLANDS CLINICAL LABORATORY | | | 1 | 100% | 1 |
| Accordius Health at Harrisonburg | | 1 | | | 1 |
| WARREN GENERAL HOSPITAL | | | 1 | 100% | 1 |
| ALL CARE URGENT CARE | | | 1 | 100% | 1 |
| BRANDON OUTREACH CLINIC | | | 1 | 100% | 1 |
| Walgreens #10988 | | 1 | | | 1 |
| VA Texas Valley Coastal Bend Harlingen HCC | | 1 | | | 1 |
| Good Samaritan Society | | 1 | | | 1 |
| HERNANDO COUNTY HEALTH DEPT | | | 1 | 100% | 1 |
| Medilodge of Kalamazoo | | 1 | | | 1 |
| ASSOCIATES IN INTERNAL MEDICINE PA | | | 1 | 100% | 1 |
| GARNET HEALTH DOCTORS | | 1 | | | 1 |
| EXCEL URGENT CARE OF NJ | | | 1 | 100% | 1 |
| MEDEXPRESS URGENT CARE - BENTONVILLE | | 1 | | | 1 |
| SHANNON MEDICAL CENTER | | | 1 | 100% | 1 |
| Arlington Care Center | | | 1 | 100% | 1 |
| ST ANTHONY COMMUNITY HOSPITAL LAB | | 1 | | | 1 |
| KETTERING MEDICAL CENTER | | | 1 | 100% | 1 |
| CENTRAL FL INTERNAL MEDICINE ASSOCIATES LLC | | 1 | | | 1 |
| KENDALL PEDIATRICS PARTNERS LLC | | | 1 | 100% | 1 |
| AVERA SACRED HEART HOSPITAL | | | 1 | 100% | 1 |
| ALABAMA REFERENCE LAB | | | 1 | 100% | 1 |
| Consulate Health Care of Tallahassee | | | 1 | 100% | 1 |
| Brio of Johnston | | 1 | | | 1 |
| DEVLAB, LLC | | | 1 | 100% | 1 |
| MEMORIAL HOSPITAL AT GULFPORT | | | 1 | 100% | 1 |
| MISSION REGIONAL MEDICAL CENTER | | | 1 | 100% | 1 |
| BIODORON LABORATORIES | | | 1 | 100% | 1 |
| Avista Nursing and Rehab | | | 1 | 100% | 1 |
| ATLANTIS VISION CENTER | | | 1 | 100% | 1 |
| PULSE MEDICAL DOCTOTS LLC | | | 1 | 100% | 1 |
| SC-GA2018 THE RIDGE REHABILITATION & H | | 1 | | | 1 |
| BAYLOR SCOTT & WHITE ALL SAINTS MEDICAL CENTER FT | | | 1 | 100% | 1 |
| OXLEY PARK HEALTH & REHAB | | 1 | | | 1 |
| HARTFORD HEALTH CARE & REHABILITATION | | | 1 | 100% | 1 |
| VANAJA SUREDDI MD PA | | | 1 | 100% | 1 |
| PROVIDENCE PORTLAND MEDICAL CENTER | | 1 | | | 1 |
| ELATION HEALTH | | 1 | | | 1 |
| PINELLAS POINT NURSING AND REHAB CENTER | | | 1 | 100% | 1 |
| CHATEAU MADELEINE - SENIOR LIVING & MEMORY CARE | | | 1 | 100% | 1 |
| Brown Memorial Home | | 1 | | | 1 |

COVID-19: testing by laboratory

Data through Mar 19, 2021 verified as of Mar 20, 2021 at 09:25 AM

Data in this report are provisional and subject to change.

The numbers in the table below represent the number of Florida and non-Florida residents for whom test results were received by the Department of Health. A person can be tested by more than one laboratory and can have both positive and negative results. **Therefore, the sum of the numbers in each column will be larger than the total number of people tested.**

| Reporting lab | Inconclusive | Negative | Positive | Percent positive | Total |
|--|--------------|----------|----------|------------------|-------|
| GOOD SAMARITAN HOSPITAL | | | 1 | 100% | 1 |
| SOUTH DADE NURSING & REHABILITATION CENTER | | | 1 | 100% | 1 |
| SENCARE MANAGEMENT | | 1 | | | 1 |
| TIMPANOGOS REGIONAL HOSPITAL | | | 1 | 100% | 1 |
| LACKAWANNA HEALTH AND REHAB CENTER | | 1 | | | 1 |
| AVON PARK CLUSTER | | 1 | | | 1 |
| CARING PROFESSIONAL HEALTH CARE LLC | | 1 | | | 1 |
| GENESIS HOME HEALTH CARE SERVICES OF | | | 1 | 100% | 1 |
| EXPRESS LAB LIVINGSTON | | | 1 | 100% | 1 |
| FRESENIUS KIDNEY CARE FORT WALTON BEACH | | | 1 | 100% | 1 |
| ARIZONA STATE LABORATORY | | | 1 | 100% | 1 |
| BREVARD FAMILY WALK IN CLINIC | | | 1 | 100% | 1 |
| GAMMA HEALTHCARE, INC | | 1 | | | 1 |
| WEST FLORIDA MEDICAL CENTER CLINIC | | | 1 | 100% | 1 |
| MARYLAND DEPARTMENT OF HEALTH AND MENTAL HYGIENE | | | 1 | 100% | 1 |
| NABI | | 1 | | | 1 |
| Chateau Dville Rehab & Retirement | | 1 | | | 1 |
| MID-FLORIDA PATHOLOGY LLC | | 1 | | | 1 |
| SAINT FRANCIS HOSPITAL | | | 1 | 100% | 1 |
| CARSON NURSING AND REHABILITATION CENTER | | 1 | | | 1 |
| BAPTIST HEALTH PRIMARY CARE AT CUTLER BAY | | | 1 | 100% | 1 |
| DOCTORS HOSPITAL OF LAREDO | | | 1 | 100% | 1 |
| ARTESIAN HOME | | 1 | | | 1 |
| CLEMENT J ZABLOCKI VAMC | | 1 | | | 1 |
| ADVANCED MEDICAL LABORATORIES (AML) | | | 1 | 100% | 1 |
| FLORIDA HEART AND VASCULAR MULTISPECIALTY GROUP PA | | | 1 | 100% | 1 |
| SANCHEZ CAZAU MEDICAL GROUP | | | 1 | 100% | 1 |
| HIGHLAND LABORATORY | | | 1 | 100% | 1 |
| Nemours Children's Clinic-Orla | | | 1 | 100% | 1 |
| MCCALLIE SCHOOL-STUDENT HEALTH CENTER | | 1 | | | 1 |
| Harris Hill Nursing Facility | | 1 | | | 1 |
| MD NOW MEDICAL CENTERS, INC | | | 1 | 100% | 1 |
| WAKE FOREST MEDICAL CENTER LABORATORY | | | 1 | 100% | 1 |
| DEVLIN MANOR NURSING AND REHABILITATION | | 1 | | | 1 |
| GADSDEN FAMILY PRACTICE | | 1 | | | 1 |
| QUALITY LAB | | | 1 | 100% | 1 |
| SIGNATURE CARE MIDLAND | | | 1 | 100% | 1 |
| MARTIN LUTHER KING RENAL INSTITUTE | | | 1 | 100% | 1 |
| Good Samaritan Society - Albion | | 1 | | | 1 |
| ADVANCE HEALTH AND WELLNESS SOLUTIONS | | | 1 | 100% | 1 |
| NONA MEDICAL ARTS | | 1 | | | 1 |
| GWINNETT MEDICAL CENTER | | | 1 | 100% | 1 |
| SMA BEHAVIORAL HEALTH SERVICES INC | | 1 | | | 1 |
| BLESSINGS MEDICAL CLINIC, THE | | | 1 | 100% | 1 |
| CVS AZ7841POCT TUCSON | | 1 | | | 1 |
| Summit Medical Group Morristown Oncology | | 1 | | | 1 |
| HIGH DESERT COURT GROUP HOME | | | 1 | 100% | 1 |

COVID-19: testing by laboratory

Data through Mar 19, 2021 verified as of Mar 20, 2021 at 09:25 AM

Data in this report are provisional and subject to change.

The numbers in the table below represent the number of Florida and non-Florida residents for whom test results were received by the Department of Health. A person can be tested by more than one laboratory and can have both positive and negative results. **Therefore, the sum of the numbers in each column will be larger than the total number of people tested.**

| Reporting lab | Inconclusive | Negative | Positive | Percent positive | Total |
|--|--------------|----------|----------|------------------|-------|
| WALGREENS #5130 | | | 1 | 100% | 1 |
| ST JOSEPHS CHILDRENS HOSPITAL PEDI TRANSPORT | | | 1 | 100% | 1 |
| CVS CA9497POCT IRVINE | | 1 | | | 1 |
| YOUTH HEALTH CENTER OF HUNTINGTON | | 1 | | | 1 |
| Washington County Nursing H0me | | | 1 | 100% | 1 |
| CVS OH2540POCT HILLIARD | | 1 | | | 1 |
| COASTAL PEDIATRICS LLC | | | 1 | 100% | 1 |
| CVS MI8091POCT FRASER | | 1 | | | 1 |
| ADVANCED LABORATORY SERVICES | | | 1 | 100% | 1 |
| CVS MA299POCT WORCESTER | | 1 | | | 1 |
| ADDINGTON PLACE EAST LAKE | | 1 | | | 1 |
| CVS MA654POCT ACTON | | 1 | | | 1 |
| PANCARE HEALTH - BRUCE | | | 1 | 100% | 1 |
| CVS NV2989POCT NORTH LAS VEGAS | | 1 | | | 1 |
| ERIE COUNTY EMERGENCY SERVICES DIV OF | | 1 | | | 1 |
| METHODIST HEALTHCARE - MEMPHIS HOSP | | 1 | | | 1 |
| MINUTE CLINIC DIAGNOSTIC MED GRP OF CA | | 1 | | | 1 |
| Grays Harbor Health and Rehabilitation | | 1 | | | 1 |
| NEMOURS CHILDREN'S PRIMARY CARE | | | 1 | 100% | 1 |
| CVS MI8287POCT MACOMB | | 1 | | | 1 |
| CLEVELAND HEARTLAB | | | 1 | 100% | 1 |
| FAMILY PRACTICE OF CENTRAL FLORIDA PA | | | 1 | 100% | 1 |
| Crisp Regional Nursing and Rehab Center | | 1 | | | 1 |
| INDIGO PALMS | | | 1 | 100% | 1 |
| WELLINGTON WEST 100176 | | | 1 | 100% | 1 |
| WALMART PHARMACY 10-4554 | | 1 | | | 1 |
| LOUISIANA STATE LAB | | | 1 | 100% | 1 |
| JET MEDICAL CENTER | | | 1 | 100% | 1 |
| ALLEGHENY GENERAL HOSPITAL | | | 1 | 100% | 1 |
| HSRE-ASL CASSELBERRY TRS, LLC | | | 1 | 100% | 1 |
| Ashland Place Health and Rehabilitation, LLC | | 1 | | | 1 |
| LIFE CARE CENTER OF HILTON HEAD | | 1 | | | 1 |
| ELLICOTT CENTER FOR REHABILITATION AND | | 1 | | | 1 |
| Kroger - KR003400316 | | | 1 | 100% | 1 |
| EVANS FAMILY CARE PA | | | 1 | 100% | 1 |
| Waycross VA CBOC | | 1 | | | 1 |
| NEW RIVER HEALTH DISTRICT | | | 1 | 100% | 1 |
| Orange City Nursing and Rehab Center | | | 1 | 100% | 1 |
| SYNAPSE ANALYTICAL LABS | | 1 | | | 1 |
| MEDEXPRESS URGENT CARE - WICHITA, N MAIZE RD | | 1 | | | 1 |
| MEMORIAL HOSPITAL LOS BANOS | | | 1 | 100% | 1 |
| CHC | | | 1 | 100% | 1 |
| WHEATON FRANCISCAN LABORATORY | | | 1 | 100% | 1 |
| URGENT DOC -NACOGODOCHES CLINIC | | | 1 | 100% | 1 |
| SUN CITY DIAGNOSTIC CENTER | | | 1 | 100% | 1 |
| MERCY MEDICAL CENTER INC | | | 1 | 100% | 1 |
| ABSOLUTE CAREGIVERS HOME HEALTH AGENCY INC | | | 1 | 100% | 1 |

COVID-19: testing by laboratory

Data through Mar 19, 2021 verified as of Mar 20, 2021 at 09:25 AM

Data in this report are provisional and subject to change.

The numbers in the table below represent the number of Florida and non-Florida residents for whom test results were received by the Department of Health. A person can be tested by more than one laboratory and can have both positive and negative results. **Therefore, the sum of the numbers in each column will be larger than the total number of people tested.**

| Reporting lab | Inconclusive | Negative | Positive | Percent positive | Total |
|--|--------------|----------|----------|------------------|-------|
| ATHENS MEDICAL CENTER | | | 1 | 100% | 1 |
| DEVITA | | 1 | | | 1 |
| MBMG OF WINTER HAVEN | | | 1 | 100% | 1 |
| HUNTERS CREEK MEDICAL ASSOCIATES PA | | 1 | | | 1 |
| WESTOX LABS | | 1 | | | 1 |
| GENEVA FAMILY HEALTH | | | 1 | 100% | 1 |
| TMH URGENT CARE CENTER | | | 1 | 100% | 1 |
| SILVERMAN | | | 1 | 100% | 1 |
| PHYSICIANS URGENT CARE | | | 1 | 100% | 1 |
| LIBERTY COMMONS NURSING AND REHABILITA | | 1 | | | 1 |
| CVS OH4359POCT HUDSON | | 1 | | | 1 |
| POUDRE VALLEY HOSPITAL | | | 1 | 100% | 1 |
| MEDEXPRESS URGENT CARE - ROCKAWAY | | 1 | | | 1 |
| BROOKDALE WEST PALM BEACH | | | 1 | 100% | 1 |
| Melbourne Terrace Rehabilitation Center | | | 1 | 100% | 1 |
| FLORIDA HOSPITAL TRANSPLANT CENTER | | 1 | | | 1 |
| WEST VIRGINIA LABORATORIES | | | 1 | 100% | 1 |
| DOYLESTOWN HOSPITAL | | | 1 | 100% | 1 |
| PENNY PEDIATRICS | | 1 | | | 1 |
| TMH PHYSICIAN PARTNERS WAKULLA | | | 1 | 100% | 1 |
| CVS MA217POCT TEWKSBURY | | 1 | | | 1 |
| THE INTERNAL MEDICAL GROUP | | 1 | | | 1 |
| GULF BREEZE TREATMENT CENTER, LLC | | | 1 | 100% | 1 |
| TMH PHYSICIAN PARTNERS QUINCY | | | 1 | 100% | 1 |
| WILMINGTON NURSING AND REHAB | | | 1 | 100% | 1 |
| NORTH CAROLINA STATE LABORATORY OF PUBLIC HEALTH, SPECTRUM LAB NETWORK | | | 1 | 100% | 1 |
| DORNOCH PLACE DEL PRADO | | 1 | | | 1 |
| HAMPTON VAMC | | 1 | | | 1 |
| COMMUNITY CARE CENTER□ | | 1 | | | 1 |
| FAMILY MEDICAL CENTERS | | | 1 | 100% | 1 |
| CHATSWORTH ASSISTED LIVING COMMUNITY AT PGA NATIONAL | | | 1 | 100% | 1 |
| HEALTH CLINIC,THE | | 1 | | | 1 |
| Raleigh Center (WV) | | | 1 | 100% | 1 |
| LAKE VIEW COURT | | 1 | | | 1 |
| BETHESDA ON TURKEY CREEK | | | 1 | 100% | 1 |
| US LABORATORIES | | | 1 | 100% | 1 |
| BRISTOL REGINAL MEDICAL CENTER | | | 1 | 100% | 1 |
| HALE KUPUNA HERITAGE HOME | | 1 | | | 1 |
| UMASS MEMORIAL MEDICAL CENTER, INC | | 1 | | | 1 |
| Kroger 569 - The Little Clinic Gallatin | | 1 | | | 1 |
| WEST COAST CLINICAL LABS INC | | | 1 | 100% | 1 |
| GSM OCED Subsection | | | 1 | 100% | 1 |
| HOUSTON DEPARTMENT OF HEALTH AND HUMAN SERVICES | | | 1 | 100% | 1 |
| MEDHEALTH CLINICAL INC | | | 1 | 100% | 1 |
| SILVER SPRINGS SHORES DIALYSIS | | | 1 | 100% | 1 |
| Avera Sr. James Care Center | | 1 | | | 1 |
| WESTON COUNTY HEALTH SERVICES | | | 1 | 100% | 1 |

COVID-19: testing by laboratory

Data through Mar 19, 2021 verified as of Mar 20, 2021 at 09:25 AM

Data in this report are provisional and subject to change.

The numbers in the table below represent the number of Florida and non-Florida residents for whom test results were received by the Department of Health. A person can be tested by more than one laboratory and can have both positive and negative results. **Therefore, the sum of the numbers in each column will be larger than the total number of people tested.**

| Reporting lab | Inconclusive | Negative | Positive | Percent positive | Total |
|--|--------------|----------|----------|------------------|-------|
| LABORATORY COPRORATION OF AMERICA | | | 1 | 100% | 1 |
| PHYSICIAN ASSOCIATES, LLC | | | 1 | 100% | 1 |
| WALGREENS #04176 | | 1 | | | 1 |
| SWIFTCARE URGENT CARE, PLLC | | | 1 | 100% | 1 |
| COLLINS NURSING HOME | | 1 | | | 1 |
| ENCOMPASS HEALTH REHABILITATION | | | 1 | 100% | 1 |
| ADVANCE CARDIOVASCULAR IMAGING, INC | | | 1 | 100% | 1 |
| MEDAC AT PORTERS NECK | | | 1 | 100% | 1 |
| NOORANI MEDICAL CENTER LLC | | | 1 | 100% | 1 |
| HEALTH GUAGE | | | 1 | 100% | 1 |
| Vista Park | | | 1 | 100% | 1 |
| AMBRY GENETICS CORP | 1 | | | | 1 |
| COLER REHABILITATION AND NURSING CARE | | 1 | | | 1 |
| KEY WEST BRANCH MEDICAL CLINIC | | | 1 | 100% | 1 |
| STATE OF CALIFORNIA DOH SERVICES | | | 1 | 100% | 1 |
| MEMORIAL SATILLA HEALTH | | | 1 | 100% | 1 |
| CARENOW LAKE WORTH | | | 1 | 100% | 1 |
| Signature Healthcare of Palm Beach | | | 1 | 100% | 1 |
| John L. McClellan Memorial Veterans Hospital | | 1 | | | 1 |
| SOPHIA MEDICAL ASSOCIATES, PC | | | 1 | 100% | 1 |
| HEARTLAND OF ZEPHYRHILLS FL, LLC | | | 1 | 100% | 1 |
| HAMILTON CI MAIN UNIT ANNEX/ WORK CAMP | | | 1 | 100% | 1 |
| ASHLEY PEDIATRICS DAY & NIGHT CLINIC | | | 1 | 100% | 1 |
| Monument Health Custer Care Center | | 1 | | | 1 |
| HATLEY HEALTH CARE, INC | | 1 | | | 1 |
| JOHN PETER SMITH HOSPITAL- OB TRIAGE | | | 1 | 100% | 1 |
| UUHC - REDSTONE HEALTH CENTER LABORATORY | | | 1 | 100% | 1 |
| OMNICARE PHARMACY OF TEXAS 1, LP | | 1 | | | 1 |
| SOUTHERN HILLS MEDICAL CENTER | | | 1 | 100% | 1 |
| Williamstown Commons | | | 1 | 100% | 1 |
| HHCS PHARMACY INC | | | 1 | 100% | 1 |
| FAITH FAMILY PRACTICE | | | 1 | 100% | 1 |
| Kroger 83 - The Little Clinic Rock Road | | 1 | | | 1 |
| AUGUSTA HEALTH CLINICAL LABORATORY | | | 1 | 100% | 1 |
| ORMOND PEDIATRICS PA | | | 1 | 100% | 1 |
| DAYTONA BEACH CENTRA CARE | | | 1 | 100% | 1 |
| Kroger - KRO01100688 | | | 1 | 100% | 1 |
| Altenheim Senior Living | | 1 | | | 1 |
| FLORIDA KEYS PED AND ADOLES CTR | | | 1 | 100% | 1 |
| DESTIN SURGERY CENTER LTD | | 1 | | | 1 |
| SOUTHWESTERN STATE HOSPITAL LABORATORY | | | 1 | 100% | 1 |
| CTMD MEDICAL CENTER, PA | | | 1 | 100% | 1 |
| FIT4LIFE MEDICAL CENTER | | | 1 | 100% | 1 |
| BROOKSVILLE REGIONAL HOSPITAL | | | 1 | 100% | 1 |
| EXPRESS CARE OF OCALA | | | 1 | 100% | 1 |
| EAGLE COUNTY HEALTH AND HUMAN SERVICES | | | 1 | 100% | 1 |
| TRIDENT ANTI AGING LLC | | | 1 | 100% | 1 |

COVID-19: testing by laboratory

Data through Mar 19, 2021 verified as of Mar 20, 2021 at 09:25 AM

Data in this report are provisional and subject to change.

The numbers in the table below represent the number of Florida and non-Florida residents for whom test results were received by the Department of Health. A person can be tested by more than one laboratory and can have both positive and negative results. **Therefore, the sum of the numbers in each column will be larger than the total number of people tested.**

| Reporting lab | Inconclusive | Negative | Positive | Percent positive | Total |
|--|--------------|----------|----------|------------------|-------|
| Crowne Place Assisted Living | | 1 | | | 1 |
| NEW SMYRNA BEACH AMBULATORY CARE CTR | | | 1 | 100% | 1 |
| SARHA DOCTORS CENTER | | | 1 | 100% | 1 |
| DORA HOME CARE | | | 1 | 100% | 1 |
| HALIFAX FAMILY HEALTH CENTER | | | 1 | 100% | 1 |
| DOCTORS CARE - GREER | | 1 | | | 1 |
| CARDIAC AND VASCULAR CONSULTANTS MD PA | | 1 | | | 1 |
| SEGAL INSTITUTE FOR CLINICAL RESEARCH INC | | | 1 | 100% | 1 |
| ROSE MEDICAL CENTER LAB | | | 1 | 100% | 1 |
| SPRINGFIELD HOSPITAL | | | 1 | 100% | 1 |
| Hinesville VA Clinic | | 1 | | | 1 |
| CVS TN6414POCT SMYRNA | | 1 | | | 1 |
| MEMORIAL HERMANN SOUTHWEST HOSPITAL | | | 1 | 100% | 1 |
| WELLPATH | | | 1 | 100% | 1 |
| CARBON HEALTH | | | 1 | 100% | 1 |
| ARLINGTON ADULT RESIDENTIAL FACILITY, INC | | | 1 | 100% | 1 |
| COLLIER BLVD HMA PHYSICIANS MANAGEMENT LLC | | | 1 | 100% | 1 |
| HOLMES FAMILY PRACTICE PA | | | 1 | 100% | 1 |
| HEALTH FIRST MEDICAL GROUP LLC | | | 1 | 100% | 1 |
| Walgreens #3049 | | 1 | | | 1 |
| MEMPHIS URGENT CARE #2, LLC | | | 1 | 100% | 1 |
| Lynwood | | 1 | | | 1 |
| Crowne Health Care of Eufaula | | 1 | | | 1 |
| PALMA CEIA MED GROUP-SWANN | | 1 | | | 1 |
| CVS KS8601POCT OVERLAND PARK | | | 1 | 100% | 1 |
| MEDEXPRESS URGENT CARE - JACKSON | | 1 | | | 1 |
| ELKHART GENERAL HOSPITAL | | | 1 | 100% | 1 |
| CONSOLIDATED | | | 1 | 100% | 1 |
| MEMORIALCARE LONG BEACH MEDICAL CENTER | | | 1 | 100% | 1 |
| CVS OH3481POCT MARYSVILLE | | 1 | | | 1 |
| AL MANI HEALTH INSTUTUTE | | 1 | | | 1 |
| Cerenity Senior Care-White Bear Lake | | 1 | | | 1 |
| EH FARGO HOSPITAL LABORATORY | | | 1 | 100% | 1 |
| HEBER VALLEY HOSPITAL | | | 1 | 100% | 1 |
| MRMC LAB MICRO | | | 1 | 100% | 1 |
| CVS MA1022POCT CAMBRIDGE | | 1 | | | 1 |
| MEDEXPRESS URGENT CARE - LEOMINSTER | | 1 | | | 1 |
| URGENT 202 COX CREEK PKWY | | 1 | | | 1 |
| BISHOP KEARNEY | | 1 | | | 1 |
| FIRSTCARE MEDICAL CENTER | | | 1 | 100% | 1 |
| ABRAKIDABRA KIDS CLINIC | | | 1 | 100% | 1 |
| ABINGTON MEMORIAL HOSPITAL | | | 1 | 100% | 1 |
| NATION'S BEST CARE HOME HEALTH | | | 1 | 100% | 1 |
| Eugene J. Towbin Healthcare Center | | 1 | | | 1 |
| BOCA RATON REGIONAL HOSPITAL | | 1 | | | 1 |
| INTERIM HEALTHCARE OF PALM COAST | | | 1 | 100% | 1 |
| HUNTSVILLE HOSPITAL | | | 1 | 100% | 1 |

COVID-19: testing by laboratory

Data through Mar 19, 2021 verified as of Mar 20, 2021 at 09:25 AM

Data in this report are provisional and subject to change.

The numbers in the table below represent the number of Florida and non-Florida residents for whom test results were received by the Department of Health. A person can be tested by more than one laboratory and can have both positive and negative results. **Therefore, the sum of the numbers in each column will be larger than the total number of people tested.**

| Reporting lab | Inconclusive | Negative | Positive | Percent positive | Total |
|--|--------------|----------|----------|------------------|-------|
| CORPORATION OF AMERICA | | 1 | | | 1 |
| AURORA HEALTH CARE METRO INC | | | 1 | 100% | 1 |
| MISSOURI DEPT. OF HEALTH | | | 1 | 100% | 1 |
| SCHUYLER HOSPITAL | | 1 | | | 1 |
| DAYTONA BEACH DIALYSIS | | | 1 | 100% | 1 |
| FAMILY MEDICAL CENTRE | | | 1 | 100% | 1 |
| FAMILY MEDICAL CENTER OF HOLLYWOOD PA | | | 1 | 100% | 1 |
| UT HEALTH RIO GRANDE VALLEY PRIMARY CARE AT | | | 1 | 100% | 1 |
| Signature HealthCare of Bowling Green | | 1 | | | 1 |
| ROYAL PALM RETIREMENT CENTRE | | 1 | | | 1 |
| HEALTH CARE SERVICES LC | | | 1 | 100% | 1 |
| Smg At Bridgewater Family Medicine | | 1 | | | 1 |
| REGIONAL MED CTR BAYONET POINT | | | 1 | 100% | 1 |
| LANGLADE | | | 1 | 100% | 1 |
| CURA LABORATORY SERVICES | | | 1 | 100% | 1 |
| LAB TEST KENDALL LLC | | 1 | | | 1 |
| CRESTHAVEN | | | 1 | 100% | 1 |
| SPORTS MEDICINE CLINIC - U OF WYOMING | | | 1 | 100% | 1 |
| PEDIATRIC ASSOCIATES - JACKSONVILLE | | | 1 | 100% | 1 |
| SARASOTA MEMORIAL HOSPITAL | | 1 | | | 1 |
| Schoenbrunn Healthcare | | 1 | | | 1 |
| Manor Care Health Services- Wilmington | | | 1 | 100% | 1 |
| Courtenay Springs Village | | | 1 | 100% | 1 |
| TRANSCEND PERFORMANCE AND LIFESTYLE INSTITUTE | | | 1 | 100% | 1 |
| Moab Regional Hospital | | | 1 | 100% | 1 |
| GALVESTON COUNTY HEALTH DISTRICT | | | 1 | 100% | 1 |
| JERSEY IRISH MEDICAL | | 1 | | | 1 |
| Glenburn Home | | 1 | | | 1 |
| SOUTHERN FAMILY HEALTH | | | 1 | 100% | 1 |
| Kroger 968 - The Little Clinic Colerain Township | | 1 | | | 1 |
| PROGRESSIVE URGENT CARE, PC | | | 1 | 100% | 1 |
| CMC MERCY LABORATORY | | | 1 | 100% | 1 |
| PEDIATRIC PARTNERS ZEPHYRHILLS | | | 1 | 100% | 1 |
| MID FLORIDA DERMATOLOGY ASSOCIATES PA | | | 1 | 100% | 1 |
| INNOVATIVE CARE II LLC | | | 1 | 100% | 1 |
| TEXAS HEALTH HARRIS METHODIST HOSPITAL | | | 1 | 100% | 1 |
| VERITAS GENETICS, INC. | | | 1 | 100% | 1 |
| EVENTIDE LUTHERAN HOME | | 1 | | | 1 |
| LEE MEMORIAL HEALTH SYSTEMS HOME HEALTH | | 1 | | | 1 |
| MEDICAL UNIVERSITY OF SOUTH CAROLINA | | | 1 | 100% | 1 |
| CARE ADVANTAGE | | | 1 | 100% | 1 |
| MEDEXPRESS URGENT CARE-BRENTWOOD | | 1 | | | 1 |
| SC-GA2018 SIMPSONVILLE REHABILITATION | | 1 | | | 1 |
| BOLLES SCHOOL, THE | | | 1 | 100% | 1 |
| VALLEY HOSPITAL MEDICAL CENTER | | 1 | | | 1 |
| MULTICARE PHYSICIANS | | | 1 | 100% | 1 |
| ADVENTHEALTH SENIOR CARE AT ORMOND | | | 1 | 100% | 1 |

COVID-19: testing by laboratory

Data through Mar 19, 2021 verified as of Mar 20, 2021 at 09:25 AM

Data in this report are provisional and subject to change.

The numbers in the table below represent the number of Florida and non-Florida residents for whom test results were received by the Department of Health. A person can be tested by more than one laboratory and can have both positive and negative results. **Therefore, the sum of the numbers in each column will be larger than the total number of people tested.**

| Reporting lab | Inconclusive | Negative | Positive | Percent positive | Total |
|--|--------------|----------|----------|------------------|-------|
| KAISER PERMANENTE REGIONAL REFERENCE LABORATORY | | 1 | | | 1 |
| Shelbyville Manor | | 1 | | | 1 |
| Kroger 359 - The Little Clinic Bellevue | | 1 | | | 1 |
| APPLECARE URGENT CARE | | | 1 | 100% | 1 |
| PRIME CARE FAMILY MEDICINE | | | 1 | 100% | 1 |
| Dulles Health and Rehab Center | | 1 | | | 1 |
| HEALTH NETWORK | | | 1 | 100% | 1 |
| ST.ELIZABETH HEALTH CENTER | 1 | | | | 1 |
| HIBISCUS COURT | | | 1 | 100% | 1 |
| 5 STAR HOME HEALTH SERVICES INC | | 1 | | | 1 |
| LRGHEALTHCARE | | 1 | | | 1 |
| ROSLYN INTERNAL MEDICINE | | 1 | | | 1 |
| Northern Nevada State Veterans Home | | 1 | | | 1 |
| MEDICAL ASSOCIATES OF CARTER | | 1 | | | 1 |
| MEDEXPRESS URGENT CARE - LINCOLN | | 1 | | | 1 |
| Heritage of Red Cloud | | 1 | | | 1 |
| Life Care Center of Paradise Valley | | 1 | | | 1 |
| CVS MN663POCT APPLE VALLEY | | 1 | | | 1 |
| CARINGPLUS HOMECARE LLC | | | 1 | 100% | 1 |
| ODYSSEY HEALTH CARE OF MARION COUNTY LLC | | 1 | | | 1 |
| Walgreens #9890 | | 1 | | | 1 |
| WALGREENS # 12338 | | 1 | | | 1 |
| BREVARD COUNTY JAIL | | | 1 | 100% | 1 |
| HUDSON REGIONAL HOSPITAL | | | 1 | 100% | 1 |
| RENE F CEDENO DMD PA | | 1 | | | 1 |
| EMERALD HEALTH CARE | | 1 | | | 1 |
| MEDICAL CITY DENTON | | | 1 | 100% | 1 |
| ORMOND MEDICAL ARTS FAMILY PRACTICE PL | | | 1 | 100% | 1 |
| IVY CREEK HEALTHCARE & WELLNESS CENTRE | | | 1 | 100% | 1 |
| ORLANDO HEALTH PHYSICIAN GROUP INC | | | 1 | 100% | 1 |
| HAWKEYE CARE CENTER DUBUQUE | | 1 | | | 1 |
| SUNSHINE FAMILY & WELLNESS CENTER | | | 1 | 100% | 1 |
| ST LUKES SURGICAL AT THE VILLAGES INC | | | 1 | 100% | 1 |
| HELIX BIOMEDICS LLC | | | 1 | 100% | 1 |
| Southwest Louisiana Veterans Home | | | 1 | 100% | 1 |
| CVS IN6608POCT NEW PALESTINE | | | 1 | 100% | 1 |
| Kroger 618 - The Little Clinic Trail Creek Village | | 1 | | | 1 |
| ANY LAB TEST FAST CORP | | | 1 | 100% | 1 |
| BAPTIST HOSPITAL EAST | | | 1 | 100% | 1 |
| CONNECTICUT PEDIATRICS @ CHC | | 1 | | | 1 |
| WILLOW DALE WELLNESS VILLAGE APARTMENT | | 1 | | | 1 |
| MCR HEALTH MEDICAL EXPRESS | | | 1 | 100% | 1 |
| Allen Health and Rehabilitation | | 1 | | | 1 |
| MAINE HEALTH AND ENVIRONMENTAL TESTING LABORATORY | | | 1 | 100% | 1 |
| MID-SOUTH URGENT CARE, PLLC | | | 1 | 100% | 1 |
| QUALITY URGENT CARE CENTER | | | 1 | 100% | 1 |
| SEVEN HILLS HEALTHCARE GROUP LLC DBA | | 1 | | | 1 |

COVID-19: testing by laboratory

Data through Mar 19, 2021 verified as of Mar 20, 2021 at 09:25 AM

Data in this report are provisional and subject to change.

The numbers in the table below represent the number of Florida and non-Florida residents for whom test results were received by the Department of Health. A person can be tested by more than one laboratory and can have both positive and negative results. **Therefore, the sum of the numbers in each column will be larger than the total number of people tested.**

| Reporting lab | Inconclusive | Negative | Positive | Percent positive | Total |
|--|--------------|----------|----------|------------------|-------|
| BIOLOGICAL AND CHEMICAL EMERGENCIES LABORATORY | | | 1 | 100% | 1 |
| PUBLIC HEALTH LABORATORIES | | | 1 | 100% | 1 |
| EAST END PEDIATRICS | | 1 | | | 1 |
| UNLIMITED MEDICAL SERVICES OF FL PL DBA | | 1 | | | 1 |
| ST VINCENTS OUTPATIENT IMAGING | | 1 | | | 1 |
| DOCTORS AFTER HOURS URGENT CARE CENTER | | | 1 | 100% | 1 |
| CYPRESS CREEK DIALYSIS CTR | | | 1 | 100% | 1 |
| THE DOCTORS OFFICE OF BRICK, LLC | | 1 | | | 1 |
| REHABILITATION CENTER OF SOUTH GEORGIA | | 1 | | | 1 |
| Henry County Health and Rehabilitation | | 1 | | | 1 |
| VITAL CARE | | | 1 | 100% | 1 |
| Orchid Cove at Naples | | | 1 | 100% | 1 |
| KEY BISCAYNE PEDIATRIC ASSOCIATES INC | | | 1 | 100% | 1 |
| HEALTHPLUS | | | 1 | 100% | 1 |
| Southern Pines Healthcare Center | | 1 | | | 1 |
| SELECT SPECIALTY HOSPITAL - ORLANDO SOUTH | | | 1 | 100% | 1 |
| Freedom Pointe at The Villages | | | 1 | 100% | 1 |
| MEDIPLUS CLINIC, INC | | | 1 | 100% | 1 |
| PAUL C SCHWARTZ & MELVIN L WEIDMAN | | 1 | | | 1 |
| DR JAMES D FORBES FAMILY CARE CENTER | | | 1 | 100% | 1 |
| CONSULATE HEALTH CARE OF VERO BEACH | | | 1 | 100% | 1 |
| UNITY LONGPOND | | 1 | | | 1 |
| NAVARRO MEDICAL CENTERS LLC | | | 1 | 100% | 1 |
| BAPTIST HEALTH MEDICAL PLAZA | | | 1 | 100% | 1 |
| NEW YORK STATE DEPARTMENT OF HEALTH | | | 1 | 100% | 1 |
| Wedgewood Manor | | 1 | | | 1 |
| ONslow COUNTY HEALTH DEPARTMENT | | | 1 | 100% | 1 |
| CLEVELAND CLINIC FLORIDA WAIVED | | | 1 | 100% | 1 |
| FLORIDA DIGESTIVE AND LIVER SPECIALISTS | | | 1 | 100% | 1 |
| CARENOW URGENT CARE-HENDERSONVILLE | | 1 | | | 1 |
| ATMORE COMMUNITY HOSPITAL | | | 1 | 100% | 1 |
| TREASURE COAST COMMUNITY HEALTH INC | | | 1 | 100% | 1 |
| CHP COVID-19 (TX) | | | 1 | 100% | 1 |
| CAREHERE HUDSON BAY | | | 1 | 100% | 1 |
| CVS PHARMACY INC DBA CVS/PHARMACY # 10600 | | 1 | | | 1 |
| PEDIATRIC ASSOCIATES OF ORLANDO | | | 1 | 100% | 1 |
| Oakmont of Katy Nursing and Rehabilitation | | 1 | | | 1 |
| PCR DIAGNOSTICS | | | 1 | 100% | 1 |
| ACCURATE HEALTH SERVICES CORP | | | 1 | 100% | 1 |
| ROYAL PALM PEDIATRICS | | | 1 | 100% | 1 |
| LAMARQUE DIALYSIS | | | 1 | 100% | 1 |
| BASCOM PALMER EYE INSTITUTE | | | 1 | 100% | 1 |
| MICROBIOLOGY DEPARTMENT | | | 1 | 100% | 1 |
| PASTEUR MEDICAL CENTER LLC | | 1 | | | 1 |
| UMMC MIDTOWN CAMPUS | | | 1 | 100% | 1 |
| DE TAR HOSPITAL | | | 1 | 100% | 1 |
| MEDEXPRESS URGENT CARE - CHERRY HILL | | 1 | | | 1 |

COVID-19: testing by laboratory

Data through Mar 19, 2021 verified as of Mar 20, 2021 at 09:25 AM

Data in this report are provisional and subject to change.

The numbers in the table below represent the number of Florida and non-Florida residents for whom test results were received by the Department of Health. A person can be tested by more than one laboratory and can have both positive and negative results. **Therefore, the sum of the numbers in each column will be larger than the total number of people tested.**

| Reporting lab | Inconclusive | Negative | Positive | Percent positive | Total |
|---|--------------|----------|----------|------------------|-------|
| ORMC-ARDEN/EOI | | | 1 | 100% | 1 |
| Kroger 629 - The Little Clinic Cartersville, GA Hwy 41 | | 1 | | | 1 |
| Abernethy Laurels | | 1 | | | 1 |
| FAMILY PRACTICE ASSOCIATES | | 1 | | | 1 |
| WELLSTAR COBB HOSPITAL | | | 1 | 100% | 1 |
| KINGWOOD EMERGENCY HOSPITAL | | | 1 | 100% | 1 |
| ALAFAYA WOODS FAMILY MEDICAL CENTER | | 1 | | | 1 |
| ASHLEY CLINICAL DIAGNOSTIC LABORATORY | | | 1 | 100% | 1 |
| ST MICHAEL'S ELITE MEDICAL HOSPITAL | | | 1 | 100% | 1 |
| C A R E S | | 1 | | | 1 |
| STAMFORD HOSPITAL | | | 1 | 100% | 1 |
| FIRST CARE WALK IN CLINIC LLC | | | 1 | 100% | 1 |
| FAIRVIEW HOSPITAL | | | 1 | 100% | 1 |
| INDIANA STATE DEPARTMENT OF HEALTH CLINIC MICROBIOLOGY | | 1 | | | 1 |
| REELFOOT FAMILY WALK-IN CLINIC | | 1 | | | 1 |
| SIMPLY HEALTHCARE AND WELLNESS CLINIC, PC | | | 1 | 100% | 1 |
| SUMMERFIELD PAIN MANAGEMENT | | | 1 | 100% | 1 |
| PHYSICIANS ASSOCIATES PA | | | 1 | 100% | 1 |
| Kroger 699 - The Little Clinic Smyrna | | 1 | | | 1 |
| NSPIRE HEALTHCARE PLANTATION | | | 1 | 100% | 1 |
| Maplewood of Cheshire County | | 1 | | | 1 |
| HOSPICE OF MARION COUNTY INC | | | 1 | 100% | 1 |
| VELOCITY URGENT CARE - REDMILL | | | 1 | 100% | 1 |
| WINTER HAVEN DIALYSIS | | 1 | | | 1 |
| ADVANCED RESEARCH AND DIAGNOSTIC LABORATORY UNIVERSITY OF MINNESOTA | | | 1 | 100% | 1 |
| MARTIN MEM FAMILY CARE AT ST LUCIE W | | | 1 | 100% | 1 |
| FOUNDATION LABORATORY | | | 1 | 100% | 1 |
| Baypoint Healthcare Center | | | 1 | 100% | 1 |
| CERMAK HEALTH SERVICES | | | 1 | 100% | 1 |
| ARBOR DIAGNOSTICS, INC | | 1 | | | 1 |
| AFFILIATED LABORATORIES INC | | | 1 | 100% | 1 |
| CHI ST VINCENT LITTLE ROCK DIAGNOSTIC CLINIC | | | 1 | 100% | 1 |
| THE CLINIC ON SIXTH | | | 1 | 100% | 1 |
| PM PEDIATRICS PC | | | 1 | 100% | 1 |
| SALEM VAMC | | 1 | | | 1 |
| CAPSTONE REHABILITATION AND HEALTHCARE | | 1 | | | 1 |
| BAPTIST HOSPITAL FAMILY MEDICINE & | | | 1 | 100% | 1 |
| Wetumpka Health and Rehab, LLC | | 1 | | | 1 |
| UMASS MEMORIAL/MARLBORO HOSPITAL | | | 1 | 100% | 1 |
| MOUNT ST MARYS HOSPITAL OF NIAGARA FALLS | | | 1 | 100% | 1 |
| BIOMAT ORLANDO | | 1 | | | 1 |
| NEVADA DEPARTMENT OF HEALTH AND HUMAN SERVICES | | | 1 | 100% | 1 |
| MARTIN ARMY COMMUNITY HOSPITAL | | | 1 | 100% | 1 |
| Kroger 717 - The Little Clinic Dolphin Drive | | | 1 | 100% | 1 |
| SACRED HEART HEALTH SYSTEM- MIDWIFE PROGRAM | | | 1 | 100% | 1 |
| PANCARE HEALTH - CARR ELEM & MIDDLE SCHOOL | | | 1 | 100% | 1 |
| SOUTHWEST FLORIDA DIVISION LAB | | | 1 | 100% | 1 |

COVID-19: testing by laboratory

Data through Mar 19, 2021 verified as of Mar 20, 2021 at 09:25 AM

Data in this report are provisional and subject to change.

The numbers in the table below represent the number of Florida and non-Florida residents for whom test results were received by the Department of Health. A person can be tested by more than one laboratory and can have both positive and negative results. **Therefore, the sum of the numbers in each column will be larger than the total number of people tested.**

| Reporting lab | Inconclusive | Negative | Positive | Percent positive | Total |
|--|--------------|----------|----------|------------------|-------|
| FORT MYERS NORTH DIALYSIS | | 1 | | | 1 |
| MEDEXPRESS URGENT CARE CHICOPEE | | | 1 | 100% | 1 |
| CSI LABORATORIES FLORIDA | | | 1 | 100% | 1 |
| Wildwood Healthcare | | 1 | | | 1 |
| PULMONARY MEDICINE | | 1 | | | 1 |
| LAKE WALES DIALYSIS CENTER | | | 1 | 100% | 1 |
| HOLY CITY MED URGENT CARE | | | 1 | 100% | 1 |
| CARE CONNECTIONS AT HOME LLC | | | 1 | 100% | 1 |
| SOUTH BAY CORRECTIONAL FACILITY | | | 1 | 100% | 1 |
| UNIVERSITY URGENT CARE | | | 1 | 100% | 1 |
| MEMORIAL MEDICAL CENTER | | | 1 | 100% | 1 |
| GOOD SAMARITAN SOCIETY - DE SMET | | 1 | | | 1 |
| ALL PEDIATRIC CARE PA | | | 1 | 100% | 1 |
| CARDIOLOGY AND FITNESS MEDICINE | | 1 | | | 1 |
| DEERFIELD BEACH REHABILITATION AND NURSING | | | 1 | 100% | 1 |
| PACE UNIVERSITY HEALTH CARE | | 1 | | | 1 |
| RIVERSIDE COUNTY PUBLIC HEALTH LABORATORY | | | 1 | 100% | 1 |
| CVS NE5714POCT OMAHA | | 1 | | | 1 |
| PEDIATRIC SPECIALTY CLINIC COLLIER | | | 1 | 100% | 1 |
| BAPTIST HEALTH SURGERY CENTER | | | 1 | 100% | 1 |
| ACCESS MEDICAL GROUP OF TAMPA INC | | | 1 | 100% | 1 |
| WW Chem Auto SS | | | 1 | 100% | 1 |
| COVENANT HEALTH | | 1 | | | 1 |
| IZ MEDICAL | | 1 | | | 1 |
| PORTSMOUTH REG. HOSPITAL | | | 1 | 100% | 1 |
| CARENOW URGENT CARE – SPRING | | | 1 | 100% | 1 |
| HEALTHALLIANCE HOSPITAL LABORATORY | | 1 | | | 1 |
| Illiana HCS -Danville VAMC | | 1 | | | 1 |
| GENESEE COUNTY HEALTH DEPARTMENT | | 1 | | | 1 |
| INTEGRATED GENETICS SEQUENOM | | 1 | | | 1 |
| Redwood Springs Healthcare | | | 1 | 100% | 1 |
| Kroger 410 - The Little Clinic Trinity | | 1 | | | 1 |
| METROWEST MEDICAL CENTER - FRAMINGHAM | | | 1 | 100% | 1 |
| CVS NC2749POCT CONCORD | | 1 | | | 1 |
| FELD ENTERTAINMENT | | | 1 | 100% | 1 |
| ADVANCED URGENT CARE PLLC | | 1 | | | 1 |
| SUSAN F. WILLIAMS M.D., P.A. | | | 1 | 100% | 1 |
| LEGACY SPECIALTY PHARMACY CORP | | | 1 | 100% | 1 |
| MOBILE INFIRMARY MEDICAL CENTER | | | 1 | 100% | 1 |
| BEAUMONT HOSPITAL, GROSSE POINTE | | | 1 | 100% | 1 |
| BAPTIST ASI | | | 1 | 100% | 1 |
| FLORIDA HOSPITAL ORMOND BEACH | | | 1 | 100% | 1 |
| HEALTH EXPRESS | | 1 | | | 1 |
| HOSPITAL SISTERS HEALTH SYSTEM (HSHS) | | | 1 | 100% | 1 |
| LABORATORIO MEDICO CENTRAL CONDOMINO MD | | | 1 | 100% | 1 |
| ST. LUKE'S HOSPITAL | | | 1 | 100% | 1 |
| FRESENIUS KIDNEY CARE OCALA | | | 1 | 100% | 1 |

COVID-19: testing by laboratory

Data through Mar 19, 2021 verified as of Mar 20, 2021 at 09:25 AM

Data in this report are provisional and subject to change.

The numbers in the table below represent the number of Florida and non-Florida residents for whom test results were received by the Department of Health. A person can be tested by more than one laboratory and can have both positive and negative results. **Therefore, the sum of the numbers in each column will be larger than the total number of people tested.**

| Reporting lab | Inconclusive | Negative | Positive | Percent positive | Total |
|---|--------------|----------|----------|------------------|-------|
| MOBILE MEDICAL CLINIC | | | 1 | 100% | 1 |
| CHRISTUS GOOD SHEPHERD MEDICAL CENTER | | | 1 | 100% | 1 |
| MANCHESTER COMMONS | | 1 | | | 1 |
| Integrity Healthcare of Carbondale | | | 1 | 100% | 1 |
| Kroger - KR070600172 | | 1 | | | 1 |
| NAVAL BRANCH HEALTH CLINIC | | | 1 | 100% | 1 |
| STATE OF ALASKA | | | 1 | 100% | 1 |
| BASCOM PALMER-MICRO LAB | | | 1 | 100% | 1 |
| CLINICAL TRIALS OF TAMPA LLC | | 1 | | | 1 |
| New York Harbor Harbor HCS - Brooklyn Campus | | 1 | | | 1 |
| WEST FLORIDA MEDICAL ASSOCIATES | | | 1 | 100% | 1 |
| Eddy Memorial Geriatric Center | | 1 | | | 1 |
| Trucare Living Centers - Columbus | | 1 | | | 1 |
| HEARTLAND REGIONAL MEDICAL CENTER | | 1 | | | 1 |
| 1ST CHOICE URGENT CARE CENTER LLC | | | 1 | 100% | 1 |
| HOME AIDE SVC OF EASTERN NY INC D/B/A | | 1 | | | 1 |
| PM PEDIATRICS OF BAYSIDE, PLLC | | 1 | | | 1 |
| DAUGHTERS OF SARAH NURSING CENTER | | 1 | | | 1 |
| BARRINGTON TERRACE NAPLES | | | 1 | 100% | 1 |
| SHANDSCAIR FLIGHT PROGRAM | | | 1 | 100% | 1 |
| RABI SINHA, MD | | 1 | | | 1 |
| CLUB HEALTH AND REHABILITATION CENTER, THE | | 1 | | | 1 |
| NULL | | | 1 | 100% | 1 |
| ARNOLD PALMER HOSPITAL LAB POCT | | 1 | | | 1 |
| Towne Manor West | | 1 | | | 1 |
| HOLSTON MEDICAL GROUP | | 1 | | | 1 |
| FAMILY PHYSICIANS OF WINTER PARK, INC | | | 1 | 100% | 1 |
| MEDCOR INC | | | 1 | 100% | 1 |
| RED HOOK FAMILY PRACTICE | | 1 | | | 1 |
| THE LITTLE CLINIC LLC | | | 1 | 100% | 1 |
| White River Health Care Center | | 1 | | | 1 |
| EUGENE T FINAN, MD | | | 1 | 100% | 1 |
| ADVENTHEALTH MEDICAL GROUP INTERNAL MEDICINE AT MILLS | | | 1 | 100% | 1 |
| HELGEMO & LIOU PEDIATRICS | | | 1 | 100% | 1 |
| LOURDES URGENT CARE | | | 1 | 100% | 1 |
| BAYOU URGENT CARE | | | 1 | 100% | 1 |
| PEDRO L ORTEGA MD PA | | | 1 | 100% | 1 |
| PALM BEACH DIABETES AND ENDOCRINE SPECIALISTS, PA | | | 1 | 100% | 1 |
| Manassas Health & Rehab | | | 1 | 100% | 1 |
| Kroger 390 - The Little Clinic North College Hill | | 1 | | | 1 |
| Ravenwood Speciality Care | | 1 | | | 1 |
| SUPREME MEDICAL GROUP PLLC | | | 1 | 100% | 1 |
| PROGENESIS INC | | | 1 | 100% | 1 |
| MEDSTAR HEALTH URGENT CARE | | | 1 | 100% | 1 |
| Le Roy Village Green | | 1 | | | 1 |
| Brown Nursing Home | | 1 | | | 1 |
| HEALTHFORCE PARTNERS INC | | | 1 | 100% | 1 |

COVID-19: testing by laboratory

Data through Mar 19, 2021 verified as of Mar 20, 2021 at 09:25 AM

Data in this report are provisional and subject to change.

The numbers in the table below represent the number of Florida and non-Florida residents for whom test results were received by the Department of Health. A person can be tested by more than one laboratory and can have both positive and negative results. **Therefore, the sum of the numbers in each column will be larger than the total number of people tested.**

| Reporting lab | Inconclusive | Negative | Positive | Percent positive | Total |
|---|--------------|----------|----------|------------------|-------|
| Senatobia Healthcare & Rehab | | 1 | | | 1 |
| SUMMER PLACE NURSING & REHABILITATION | | 1 | | | 1 |
| UF HEALTH - WILDLIGHT | | | 1 | 100% | 1 |
| GEORGE WASHINGTON UNIVERSITY HOSPITAL | | | 1 | 100% | 1 |
| SSC NASHVILLE OPERATING CO LLC D/B/A | | 1 | | | 1 |
| CONCIERGE INTERNAL MEDICINE ASSOCIATES | | | 1 | 100% | 1 |
| LADY LAKE FAMILY MEDICINE | | | 1 | 100% | 1 |
| QUEST INC | | | 1 | 100% | 1 |
| CHILDREN'S MEMORIAL HOSPITAL | | | 1 | 100% | 1 |
| NORTHSIDE FAMILY MEDICINE AND URGENT CARE (CUMMING) | | 1 | | | 1 |
| AUSTIN URGENT CARE | | | 1 | 100% | 1 |
| HEALTH PLUS SUNRISE MEDICAL OFFICE | | | 1 | 100% | 1 |
| FHPG INTERNAL MEDICINE OF BRANDON | | | 1 | 100% | 1 |
| LAKE VISTA DIALYSIS | | | 1 | 100% | 1 |
| INDIAN RIVER CLINICAL LABORATORY, INC. | | 1 | | | 1 |
| BALLAD HEALTH MEDICAL ASSOCIATES URGENT CARE | | | 1 | 100% | 1 |
| LOPEZ | | 1 | | | 1 |
| Birmingham Nursing & Rehab Center | | 1 | | | 1 |
| SAINT BARNABAS MEDICAL CENTER | | 1 | | | 1 |
| HEALTHCARE ASSOCIATES OF IRVING, LLP | | | 1 | 100% | 1 |
| SPARTA HEALTH & REHAB | | 1 | | | 1 |
| Kroger 682 - The Little Clinic New Holland Market | | | 1 | 100% | 1 |
| OPTUM MEDICAL CLINIC IN ROCKRIMMON | | | 1 | 100% | 1 |
| PASTEUR MEDICAL HIALEAH GARDEN LLC | | | 1 | 100% | 1 |
| VIVEX/UMTB BIOMEDICAL | | | 1 | 100% | 1 |
| LOUIS A JOHNSON VAMC | | 1 | | | 1 |
| KROGER 915 - THE LITTLE CLINIC ANDERSON | | | 1 | 100% | 1 |
| Highland Pines Health and Rehab | | 1 | | | 1 |
| GATEWAY HEALTHCARE, PC | | | 1 | 100% | 1 |
| FRESENIUS SOUTH FORT MYERS | | 1 | | | 1 |
| HAYS CLINICAL LAB | | | 1 | 100% | 1 |
| WILSON FAMILY MEDICINE LLC | | 1 | | | 1 |
| EASTSIDE MEDICAL CLINIC | | 1 | | | 1 |
| CORDOVA FAMILY PRACTICE | | | 1 | 100% | 1 |
| NORTH BROWARD MEDICAL CENTER | | | 1 | 100% | 1 |
| BROOKS REHAB | | | 1 | 100% | 1 |
| NORTH COUNTY MEDICAL LAB | | | 1 | 100% | 1 |
| Carrollton Manor Inc | | 1 | | | 1 |
| ADVANCED INDIVIDUALIZED MEDICINE OF NAPLES | | | 1 | 100% | 1 |
| Pinnacle Assisted Living | | | 1 | 100% | 1 |
| STERLING HOUSE OF PORT ORANGE | | 1 | | | 1 |
| LAKE LURE HEALTH CENTER | | | 1 | 100% | 1 |
| Peninsula Nursing and Rehabilitation Center | | 1 | | | 1 |
| PALMETTO LANDING | | | 1 | 100% | 1 |
| MEMORIAL HERMANN MEDICAL GROUP-ATASCOCITA PEDS | | | 1 | 100% | 1 |
| WINTER GARDEN CHILDREN'S HEALTH CENTERS | | | 1 | 100% | 1 |
| NORTHERN KENTUCKY HEALTH DEPARTMENT | | | 1 | 100% | 1 |

COVID-19: testing by laboratory

Data through Mar 19, 2021 verified as of Mar 20, 2021 at 09:25 AM

Data in this report are provisional and subject to change.

The numbers in the table below represent the number of Florida and non-Florida residents for whom test results were received by the Department of Health. A person can be tested by more than one laboratory and can have both positive and negative results. **Therefore, the sum of the numbers in each column will be larger than the total number of people tested.**

| Reporting lab | Inconclusive | Negative | Positive | Percent positive | Total |
|---|--------------|----------|----------|------------------|-------|
| MINUTECLINIC DIAG OF IND, LLC #4368 | | 1 | | | 1 |
| ALL CHILDRENS PEDIATRIC CLINIC | | | 1 | 100% | 1 |
| OPTIMAL MEDICINE INC | | 1 | | | 1 |
| OMNI HEALTHCARE URGENT CARE | | | 1 | 100% | 1 |
| Aspire Physical Recovery Center at Cahaba River | | 1 | | | 1 |
| MT CARMEL NURSING HOME | | 1 | | | 1 |
| ULTIMATE ANALYSIS LABORATORY | | | 1 | 100% | 1 |
| OHIO VALLEY MANOR NURSING & | | 1 | | | 1 |
| PALM SPRINGS GENERAL HOSPITAL | | | 1 | 100% | 1 |
| CVS CA9823POCT SACRAMENTO | | 1 | | | 1 |
| El Paso Health Care Center | | | 1 | 100% | 1 |
| Bivins Pointe | | | 1 | 100% | 1 |
| VISTA DEL SOL MED ASSOC | | 1 | | | 1 |
| EXCEPTIONAL EMERGENCY CENTER | | | 1 | 100% | 1 |
| CVS AZ3264POCT PHOENIX | | | 1 | 100% | 1 |
| PHYSICIANS PRIMARY CARE LEHIGH PEDS | | | 1 | 100% | 1 |
| ASSOCIATESMD | | | 1 | 100% | 1 |
| PHYSICIANS LAB INC | | | 1 | 100% | 1 |
| EXPRESS PHARMACY INC | | 1 | | | 1 |
| BEVERLY ADVANCED PRACTICE NURSING | | 1 | | | 1 |
| WELLNOW URGENT CARE-OSWEGO | | | 1 | 100% | 1 |
| MERCY - NORTH IOWA | | | 1 | 100% | 1 |
| UNIVERSITY OF FLORIDA | | | 1 | 100% | 1 |
| FAIRHAVEN | | 1 | | | 1 |
| MED-LAKE LABORATORY | | | 1 | 100% | 1 |
| QC LABORATORY | | | 1 | 100% | 1 |
| TAMPA HEALTH CARE PROVIDERS PA | | 1 | | | 1 |
| Hillside Rehab and Care Center | | | 1 | 100% | 1 |
| SJMC PHYSICIAN SERVICES | | | 1 | 100% | 1 |
| POMPANO BEACH ARTIFICIAL KIDNEY CENTER | | | 1 | 100% | 1 |
| Kroger 57 - The Little Clinic Jay C Charlestown | | 1 | | | 1 |
| Kroger 698 - The Little Clinic 14th Street/Bell | | 1 | | | 1 |
| NORWALK HOSPITAL | | | 1 | 100% | 1 |
| HYDE PARK MEDICAL CENTER | | 1 | | | 1 |
| | | | 1 | 100% | 1 |
| BAYLOR SCOTT & WHITE MEDICAL SURGICAL CLINIC | | | 1 | 100% | 1 |
| WATERS EDGE ELEMENTARY SCHOOL | | | 1 | 100% | 1 |
| NASON HOSPITAL | | | 1 | 100% | 1 |
| WMC HEALTH GROUP OF KISSIMMEE LLC | | | 1 | 100% | 1 |
| FAIRVIEW SOUTHDAL | | | 1 | 100% | 1 |
| Long Beach Care Center | | | 1 | 100% | 1 |
| HARRIS URGENT CARE CENTER | | | 1 | 100% | 1 |
| COLOMBO'S PHARMACY | | 1 | | | 1 |
| MEDEXPRESS URGENT CARE - CINNAMINSON | | 1 | | | 1 |
| PEDIATRIC ASSOCIATES - MIAMI LAKES | | 1 | | | 1 |
| CLERMONT PEDIATRICS, PA | | | 1 | 100% | 1 |
| WINDMOOR HEALTHCARE | | | 1 | 100% | 1 |

COVID-19: testing by laboratory

Data through Mar 19, 2021 verified as of Mar 20, 2021 at 09:25 AM

Data in this report are provisional and subject to change.

The numbers in the table below represent the number of Florida and non-Florida residents for whom test results were received by the Department of Health. A person can be tested by more than one laboratory and can have both positive and negative results. **Therefore, the sum of the numbers in each column will be larger than the total number of people tested.**

| Reporting lab | Inconclusive | Negative | Positive | Percent positive | Total |
|---|--------------|----------|----------|------------------|-------|
| ALLIANCE MD DIRECT PRIMARY CARE | | | 1 | 100% | 1 |
| LAKEVIEW REGIONAL HOSPITAL | | | 1 | 100% | 1 |
| BETHESDA HOSPITAL EAST BLOOD GAS LAB | | | 1 | 100% | 1 |
| FAST PACE URGENT CARE | | | 1 | 100% | 1 |
| WALGREENS #15369 | | 1 | | | 1 |
| GREATER MIAMI DIALYSIS | | | 1 | 100% | 1 |
| MEMORIAL HOSPITAL MIRAMAR WAIVED TESTING | | | 1 | 100% | 1 |
| Walgreens #3661 | | 1 | | | 1 |
| CENTRAL FLORIDA HOSPITALIST | | | 1 | 100% | 1 |
| WALGREENS #10264 | | 1 | | | 1 |
| UT MD ANDERSON CANCER CENTER-TUMOR MARKER LAB | | | 1 | 100% | 1 |
| UNITYPOINT HEALTH TRINITY | | | 1 | 100% | 1 |
| CATERPILLAR INC - MIAMI DISTRIBUTION CENTER | | | 1 | 100% | 1 |
| Kroger 825 - The Little Clinic Dorothy Lane | | 1 | | | 1 |
| Kroger 447 - The Little Clinic Lebanon | | 1 | | | 1 |
| Vi at Aventura | | 1 | | | 1 |
| COLUMBIA CREST CARE & RAHAB | | 1 | | | 1 |
| COMMUNITY | | | 1 | 100% | 1 |
| CHC SOUTHWEST FLORIDA LAB-LIVE | | | 1 | 100% | 1 |
| LIBERTY HEALTH CENTER | | | 1 | 100% | 1 |
| CLEVELAND CLINIC AKRON GENERAL | | | 1 | 100% | 1 |
| SOUTHWEST REGIONAL PCR LABORATORY | | | 1 | 100% | 1 |
| WINDERMERE PEDIATRICS | | | 1 | 100% | 1 |
| UNITED HEALTHCARE | | | 1 | 100% | 1 |
| Schenectady Center for Rehabilitation & Nursing | | 1 | | | 1 |
| INHEALTH LIFE SCIENCES | | | 1 | 100% | 1 |
| Kroger 929 - The Little Clinic Corryville | | 1 | | | 1 |
| MEDEXPRESS URGENT CARE, MILLCREEK | | 1 | | | 1 |
| BRUSHY CREEK FAMILY HOSPITAL | | | 1 | 100% | 1 |
| NORTH SHORE MEDICAL CENTER - SALEM HOSPITAL | | | 1 | 100% | 1 |
| COMMUNITY HOSPITALS INDIANAPOLIS | | | 1 | 100% | 1 |
| HAVASU REGIONAL MEDICAL CENTER | | | 1 | 100% | 1 |
| REGENTS PARK OF JACKSONVILLE | | | 1 | 100% | 1 |
| RESTORE MEDICAL PARTNERS PLLC | | | 1 | 100% | 1 |
| SOMA MEDICAL CENTER P.A. #4 | | | 1 | 100% | 1 |
| FLORIDA DEPARTMENT OF HEALTH IN CITRUS COUNTY | | 1 | | | 1 |
| Regency Square | | | 1 | 100% | 1 |
| WRIGHT PATTERSON AFB MEDICAL CENTER | | | 1 | 100% | 1 |
| VCU HEALTH SYSTEM AUTHORITY - MCV HOSPITALS | | | 1 | 100% | 1 |
| BAM INC | | 1 | | | 1 |
| PRIMARY & URGENT CARE CENTERS | | | 1 | 100% | 1 |
| FIRST CARE OF GAINESVILLE | | | 1 | 100% | 1 |
| LONG ISLAND MINIMALLY INVASIVE SURGERY | | 1 | | | 1 |
| EAST TENNESSEE STATE UNIVERSITY | | 1 | | | 1 |
| APOLLOMDX LLC | | | 1 | 100% | 1 |
| Mercy Manor Transition Center | | | 1 | 100% | 1 |
| Tremont Health & Rehabilitation Center | | 1 | | | 1 |

COVID-19: testing by laboratory

Data through Mar 19, 2021 verified as of Mar 20, 2021 at 09:25 AM

Data in this report are provisional and subject to change.

The numbers in the table below represent the number of Florida and non-Florida residents for whom test results were received by the Department of Health. A person can be tested by more than one laboratory and can have both positive and negative results. **Therefore, the sum of the numbers in each column will be larger than the total number of people tested.**

| Reporting lab | Inconclusive | Negative | Positive | Percent positive | Total |
|---|--------------|----------|----------|------------------|-------|
| MEDPOST - NORTH DALLAS | | | 1 | 100% | 1 |
| DIMMIT REGIONAL HOSPITAL | | | 1 | 100% | 1 |
| Walgreens #5065 | | 1 | | | 1 |
| BOND COUNTY HEALTH DEPARTMENT | | | 1 | 100% | 1 |
| CARESPOT - OCOEE | | | 1 | 100% | 1 |
| HARDEN DIALYSIS | | 1 | | | 1 |
| Shoreline Care Center | | | 1 | 100% | 1 |
| ST JOHNS EPISCOPAL HOSPITAL SOUTH SHORE | | 1 | | | 1 |
| Brookcrest Nursing Home | | 1 | | | 1 |
| BEACHSIDE DETOX | | 1 | | | 1 |
| EDWARD HOSPITAL | | | 1 | 100% | 1 |
| VA Tennessee Valley HCS-Nashville Campus | | | 1 | 100% | 1 |
| FRANKLIN CBOC | | | 1 | 100% | 1 |
| MEDEXPRESS URGENT CARE - PATRICK STREE | | | 1 | 100% | 1 |
| ACCESS TOTAL CARE - PORTLAND | | | 1 | 100% | 1 |
| EVERGREEN NURSING HOME | | 1 | | | 1 |
| Strasburg Care Center | | 1 | | | 1 |
| CARESPOT EXPRESS HEALTHCARE BOYNTON BEACH | | | 1 | 100% | 1 |
| Florence Home | | 1 | | | 1 |
| PRODUCTION HEALTH SAFETY MANAGEMENT | | 1 | | | 1 |
| MEDOR/ACC SYNCHRONY | | | 1 | 100% | 1 |
| RM PHARMACY SERVICES INC | | 1 | | | 1 |
| HACKENSACK UNIVERSITY MEDICAL CENTER | | 1 | | | 1 |
| MIDWAY SPECIALTY CARE CENTER INC | | 1 | | | 1 |
| DIXIE REGIONAL MEDICAL CENTER | | | 1 | 100% | 1 |
| CHI ST ALEXIUS TRANSITIONAL CARE UNIT | | 1 | | | 1 |
| Grand Junction VAMC | | 1 | | | 1 |
| Kroger 531 - The Little Clinic Waterville | | 1 | | | 1 |
| Waters of Covington | | 1 | | | 1 |
| B2 URGENT CARE | | | 1 | 100% | 1 |
| BRIGHAM YOUNG UNIV STUDENT HEALTH CTR | | | 1 | 100% | 1 |
| HOLYCROSS URGENT CARE AND IMAGING CENTER | | 1 | | | 1 |
| SHANNON CLARK OD, PA | | | 1 | 100% | 1 |
| POETS WALK SARASOTA | | | 1 | 100% | 1 |
| LIFE CARE CENTER OF GWINNETT | | 1 | | | 1 |
| PUTNAM CO HOSPITAL-D/B/A ASBURY TOWERS | | 1 | | | 1 |
| CLERMONT HEALTH DEPARTMENT | | | 1 | 100% | 1 |
| COLONIAL HEALTH CARE | | 1 | | | 1 |
| MORNINGSIDE NURSING AND REHABILITATION | | 1 | | | 1 |
| FREEPORT ER DOX URGENT CARE | | 1 | | | 1 |
| CONVENIENT MEDICAL AND HEALTH SERVICES | | | 1 | 100% | 1 |
| St. Anne Home | | 1 | | | 1 |
| FRONT PORCH PEDIATRICS PLLC | | | 1 | 100% | 1 |
| WATERS PEDIATRIC CENTER | | | 1 | 100% | 1 |
| EVERGREEN WOODS HEALTH & REHAB CENTER | | | 1 | 100% | 1 |
| SIGNATURE CARE COLLEGE STATION | | | 1 | 100% | 1 |
| ELEMENTS PHARMACY | | | 1 | 100% | 1 |

COVID-19: testing by laboratory

Data through Mar 19, 2021 verified as of Mar 20, 2021 at 09:25 AM

Data in this report are provisional and subject to change.

The numbers in the table below represent the number of Florida and non-Florida residents for whom test results were received by the Department of Health. A person can be tested by more than one laboratory and can have both positive and negative results. **Therefore, the sum of the numbers in each column will be larger than the total number of people tested.**

| Reporting lab | Inconclusive | Negative | Positive | Percent positive | Total |
|--|--------------|----------|----------|------------------|-------|
| SUMMERLIN MEDICAL CENTRE | | | 1 | 100% | 1 |
| PROVIDENCE ST. PATRICK HOSPITAL | | | 1 | 100% | 1 |
| MEDLABS OF FLORIDA LLC D/B/A MEDLABS DIAGNOSTICS | | 1 | | | 1 |
| WEST FLORIDA HOSPITAL LABORATORY | | | 1 | 100% | 1 |
| NORDX | | | 1 | 100% | 1 |
| APS-SUMMIT CARE PHARMACY, LLC DBA OMNICARE | | 1 | | | 1 |
| ManorCare Yeadon | | 1 | | | 1 |
| MEDEXPRESS URGENT CARE - UNIONTOWN | | 1 | | | 1 |
| NEW YORK CITY DEPARTMENT OF HEALTH | | | 1 | 100% | 1 |
| WEST BOCA MEDICAL CENTER | | | 1 | 100% | 1 |
| PEDIATRIC URGENT CARE CENTR OF FORT WORTH-LA GRAN | | | 1 | 100% | 1 |
| MARTIN MEMORIAL MEDICENTER | | | 1 | 100% | 1 |
| BETHESDA HEALTH PHYSICIANS GROUP | | 1 | | | 1 |
| MY INSTADOC - HOWELL URGENT CARE | | 1 | | | 1 |
| CLINICAL PATHOLOGY LABORATORIES SOUTHEAST INC | | | 1 | 100% | 1 |
| CVS NC2559POCT CHARLOTTE | | 1 | | | 1 |
| SPECIALTY MOLECULAR - DENVER | | | 1 | 100% | 1 |
| MEDCARE-GARNERS FERRY | | | 1 | 100% | 1 |
| KIDS CARE PEDIATRICS PA | | | 1 | 100% | 1 |
| WOODHILLS LABS | | | 1 | 100% | 1 |
| Hearthstone Nursing and Rehabilitation Center | | 1 | | | 1 |
| NF Escambia, LLC DBA Olive BranchHealth and Rehabilitaion Center | | | 1 | 100% | 1 |
| ADVANCED CARDIOVASCULAR DIAGNOSTICS OF FL | | | 1 | 100% | 1 |
| Smg/North Jersey Hematology & Oncology | | 1 | | | 1 |
| SUPERKIDS PEDIATRICS | | | 1 | 100% | 1 |
| Bay View Nursing and Rehabilitation Center | | | 1 | 100% | 1 |
| BRADENTON DIALYSIS | | | 1 | 100% | 1 |
| ST CATHERINE HOSPITAL LABORATORY | | | 1 | 100% | 1 |
| KATHY L ANDERSON DO PA | | | 1 | 100% | 1 |
| OKLAHOMA BLOOD INSTITUTE | | | 1 | 100% | 1 |
| NHC HealthCare St. Charles | | 1 | | | 1 |
| CVS IL5797POCT CAROL STREAM | | 1 | | | 1 |
| MEDEXPRESS URGENT CARE - WAYNESBURG | | 1 | | | 1 |
| FAMILY MEDICINE AT KISSIMMEE | | 1 | | | 1 |
| CORNERSTONE OF RECOVERY INC | | 1 | | | 1 |
| ST JOHN'S HOME CARE | | | 1 | 100% | 1 |
| RAMBAM URGENT CARE | | | 1 | 100% | 1 |
| CVS CA8861POCT BUENA PARK | | 1 | | | 1 |
| KNOX COMMUNITY HOSPITAL | | | 1 | 100% | 1 |
| MARINA DEL REY HOSPITAL LAB | | | 1 | 100% | 1 |
| GARDENS PEDIATRICS LAB | | | 1 | 100% | 1 |
| THE NEW JEWISH HOME | | 1 | | | 1 |
| SUTTER GOULD MEDICAL FOUNDATION | | | 1 | 100% | 1 |
| LARKIN COMMUNITY HOSPITAL PALM SPRINGS CAMPUS | | | 1 | 100% | 1 |
| MINUTECLINIC DIAGNOSTIC OF NH, LLC (CL | | 1 | | | 1 |
| Englewood Health Care Center | | 1 | | | 1 |
| GABRIELA GOLDSTEIN MD PA | | | 1 | 100% | 1 |

COVID-19: testing by laboratory

Data through Mar 19, 2021 verified as of Mar 20, 2021 at 09:25 AM

Data in this report are provisional and subject to change.

The numbers in the table below represent the number of Florida and non-Florida residents for whom test results were received by the Department of Health. A person can be tested by more than one laboratory and can have both positive and negative results. **Therefore, the sum of the numbers in each column will be larger than the total number of people tested.**

| Reporting lab | Inconclusive | Negative | Positive | Percent positive | Total |
|--|--------------|----------|----------|------------------|-------|
| ELLIS HOSPITAL URGENT CARE CENTER LAB | | 1 | | | 1 |
| LEESBURG DIALYSIS CENTER | | 1 | | | 1 |
| CAREFIRST URGENT CARE - BEECHMONT | | | 1 | 100% | 1 |
| EVENING PEDIATRICS INC | | | 1 | 100% | 1 |
| TOXUSALABS DBA CONNECTDX LABS | | 1 | | | 1 |
| ARISTACARE AT MANCHESTER | | 1 | | | 1 |
| HEALTH ALLIANCE | | | 1 | 100% | 1 |
| CATHEDRAL GERONTOLOGY CENTER DBA CATHEDRAL CARES | | | 1 | 100% | 1 |
| Lutheran Community at Telford | | 1 | | | 1 |
| Lenbrook | | 1 | | | 1 |
| KID FIXERS | | 1 | | | 1 |
| LCMC LAB SUBSECTION | | 1 | | | 1 |
| VETERANS AFFAIRS MEDICAL CENTER - EAST ORANGE | | | 1 | 100% | 1 |
| CENTRAL FLORIDA MEDICAL CARE | | | 1 | 100% | 1 |
| FREDERICK MEMORIAL HOSPITAL | | | 1 | 100% | 1 |
| SOUTH FLORIDA URGENT CARE CENTERS, LLC | | | 1 | 100% | 1 |
| MAGGY PHARMACY INC | | 1 | | | 1 |
| HALIFAX HEALTH PRIMARY CARE | | | 1 | 100% | 1 |
| SALUDA NURSING CENTER | | 1 | | | 1 |
| CVS TX3702POCT KATY | | 1 | | | 1 |
| EAST CORE LAB | | | 1 | 100% | 1 |
| CARENOW MIDTOWN | | | 1 | 100% | 1 |
| ORLANDO HEALTH MEDICAL GROUP | | | 1 | 100% | 1 |
| FLAGLER CARE CENTER | | | 1 | 100% | 1 |
| WINTER PARK MEMORIAL HOSPITAL LABORATORY | | 1 | | | 1 |
| LEXINGTON HOSPITAL CORPORATION | | | 1 | 100% | 1 |
| MINUTE CLINIC DIAGNOSTIC PA | | | 1 | 100% | 1 |
| CONWAY - SHERWOOD URGENT CARE | | | 1 | 100% | 1 |
| SOUTHEASTERN INTEGRATED MEDICAL PL | | | 1 | 100% | 1 |
| SANTA MONICA CA-UCLA MC | | | 1 | 100% | 1 |
| Excel Care Center | | | 1 | 100% | 1 |
| BICKERTON, DAWN | | 1 | | | 1 |
| MINUTECLINIC DIAGNOSTICS OF OKLAHOMA | | 1 | | | 1 |
| FLAGLER MEDICAL ASSOCIATES PA | | | 1 | 100% | 1 |
| SHAH | | | 1 | 100% | 1 |
| FLORIDA CLINICAL LABORATORY INC DBA | | | 1 | 100% | 1 |
| PAMC MICRO LAB | | | 1 | 100% | 1 |
| Kroger 532 - The Little Clinic Murfreesboro | | 1 | | | 1 |
| Imperial Healthcare Centre | | | 1 | 100% | 1 |
| Kroger 767 - The Little Clinic Beaumont | | 1 | | | 1 |
| CHESAPEAKE REGIONAL MEDICAL CENTER | | | 1 | 100% | 1 |
| APPLECARE BRUNSWICK | | | 1 | 100% | 1 |
| MEDSTAR URGENT CARE, LLC | | | 1 | 100% | 1 |
| CFCH - FROSTPROOF | | | 1 | 100% | 1 |
| MACKINAC STRAITS LONG TERM CARE UNIT | | 1 | | | 1 |
| HCL LABORATORIES | | | 1 | 100% | 1 |
| SPRING VALLEY HOSPITAL MEDICAL CENTER | | | 1 | 100% | 1 |

COVID-19: testing by laboratory

Data through Mar 19, 2021 verified as of Mar 20, 2021 at 09:25 AM

Data in this report are provisional and subject to change.

The numbers in the table below represent the number of Florida and non-Florida residents for whom test results were received by the Department of Health. A person can be tested by more than one laboratory and can have both positive and negative results. **Therefore, the sum of the numbers in each column will be larger than the total number of people tested.**

| Reporting lab | Inconclusive | Negative | Positive | Percent positive | Total |
|--|--------------|----------|----------|------------------|-------|
| ASPIRUS WAUSAU HOSPITAL | | | 1 | 100% | 1 |
| Walgreens #10851 | | 1 | | | 1 |
| MEDEXPRESS URGENT CARE, EDWARDSVILLE | | 1 | | | 1 |
| NORTHEAST BAPTIST HOSPITAL | | | 1 | 100% | 1 |
| Brynwood Health & Rehabilitation Center | | | 1 | 100% | 1 |
| PHYSICIANS PREMIER | | | 1 | 100% | 1 |
| CYPRESS CREEK OUTPATIENT SURGICAL CTR, LLC | | | 1 | 100% | 1 |
| MEDEXPRESS URGENT CARE - VINELAND S MA | | 1 | | | 1 |
| TITUSVILLE REHABILITATION AND NURSING CENTER | | 1 | | | 1 |
| SOLARIS HEALTHCARE PLANT CITY | | 1 | | | 1 |
| TANGLEWOOD MANOR | | 1 | | | 1 |
| St Mary's d'Youville Pavilion | | 1 | | | 1 |
| CENTRAL TX MEDICAL CENTER - LAB | | | 1 | 100% | 1 |
| PRISMA HEALTH TUOMEY LABORATORY | | | 1 | 100% | 1 |
| MEDICAL CITY NORTH HILLS | | | 1 | 100% | 1 |
| PALACE CARE AND REHAB | | 1 | | | 1 |
| GILBERT MEDICAL GROUP | | | 1 | 100% | 1 |
| ACCESS FAMILY CARE LLC | | | 1 | 100% | 1 |
| THEDACARE FAMILY MEDICINE GATEWAY | | | 1 | 100% | 1 |
| MISSOURI DEPARTMENT OF HEALTH AND SENIOR SERVICES - STATE PH LAB | | 1 | | | 1 |
| WEST PALM BEACH PHARMACEUTICALS LLC | | | 1 | 100% | 1 |
| INTERNAL MEDICINE EMILIA MURRAY MD PA | | 1 | | | 1 |
| CVS AZ4795POCT MESA | | 1 | | | 1 |
| WELLMED AT LINEBAUGH AVE | | | 1 | 100% | 1 |
| USF PHYSICIANS GROUP | | | 1 | 100% | 1 |
| XSTREMEMD | | | 1 | 100% | 1 |
| MERITUS MEDICAL CENTER | | | 1 | 100% | 1 |
| VA Greater LA HCS-Santa Maria OPC | | | 1 | 100% | 1 |
| HENRICO DOCTOR'S LABORATORY | | | 1 | 100% | 1 |
| CVS TX1057POCT SAN ANTONIO | | 1 | | | 1 |
| SOWAL HEALTH & DRUG | | | 1 | 100% | 1 |
| LAKE COMMUNITY ACTION AGENCY | | 1 | | | 1 |
| IVAN, MAYA | | | 1 | 100% | 1 |
| CVS IL2297144CV CHICAGO | | 1 | | | 1 |
| HAWAII DEPARTMENT OF HEALTH LAB | | | 1 | 100% | 1 |
| CAROMONT HEALTH | | | 1 | 100% | 1 |
| NEW ERA HEALTH CENTER INC | | 1 | | | 1 |
| LEE MEMORIAL HOSPITAL OUTPATIENT SURGERY CENTER | | | 1 | 100% | 1 |
| DOCTORS CARE - AIKEN MALL | | | 1 | 100% | 1 |
| LAKEWOOD RANCH MEDICAL GROUP LLC | | | 1 | 100% | 1 |
| LEHIGH PULMONARY ASSOCIATES | | | 1 | 100% | 1 |
| LAKESIDE MEDICAL CENTER | | 1 | | | 1 |
| BRUNSWICK HEALTH AND REHABILITATION CE | | 1 | | | 1 |
| Springdale Village | | 1 | | | 1 |
| WALGREENS_CHICAGO | | 1 | | | 1 |
| Ohman Family Living at Holly Assisted Living | | 1 | | | 1 |
| ST. MARY MEDICAL CENTER | | 1 | | | 1 |

COVID-19: testing by laboratory

Data through Mar 19, 2021 verified as of Mar 20, 2021 at 09:25 AM

Data in this report are provisional and subject to change.

The numbers in the table below represent the number of Florida and non-Florida residents for whom test results were received by the Department of Health. A person can be tested by more than one laboratory and can have both positive and negative results. **Therefore, the sum of the numbers in each column will be larger than the total number of people tested.**

| Reporting lab | Inconclusive | Negative | Positive | Percent positive | Total |
|---|--------------|----------|----------|------------------|-------|
| SUREPOINT URGENT CARE PADRE ISLAND | | | 1 | 100% | 1 |
| WALK IN MEDICAL URGENT CARE PC | | 1 | | | 1 |
| FAMILY MEDICAL CENTER | | 1 | | | 1 |
| ISLAND NURSING HOME | | | 1 | 100% | 1 |
| NORTH SHORE HEMATOLOGY-ONCOLOGY ASSOCIATES PC | | 1 | | | 1 |
| NORTH PALM CHIDRENS PHYSICIANS | | | 1 | 100% | 1 |
| RESIDENCES AT MIAMI / REIGN GARDENS LLC, THE | | | 1 | 100% | 1 |
| EASTGENE LABORATORIES | | 1 | | | 1 |
| Princeton Place | | | 1 | 100% | 1 |
| NICKLAUS CHILDREN'S DORAL OUTPATIENT CENTER | | | 1 | 100% | 1 |
| ADVENT HEALTH MEDICAL GROUP MULTISPECIALTY | | | 1 | 100% | 1 |
| ADVENTHEALTH MEDICAL GROUP PEDIATRICS DIABETES & | | | 1 | 100% | 1 |
| Kroger - KR070300083 | | | 1 | 100% | 1 |
| SPEARE MEMORIAL HOSPITAL | | | 1 | 100% | 1 |
| Kroger 524 - The Little Clinic Iron Bridge Road | | 1 | | | 1 |
| Kroger 379 - The Little Clinic Stony Brook | | 1 | | | 1 |
| Village Green Health & Rehabilitation | | 1 | | | 1 |
| LITTLE COMPANY OF MARY HOSPITAL | | | 1 | 100% | 1 |
| OPCO LLC LEGACY NURSING AND REHABILITA | | 1 | | | 1 |
| SUMMIT LABORATORY | | | 1 | 100% | 1 |
| TWIN | | | 1 | 100% | 1 |
| Central Park Healthcare & Rehabilitation Center | | 1 | | | 1 |
| BROOKDALE AVONDALE (BU 04360) | | | 1 | 100% | 1 |
| GREYSTONE HOME HEALTH OF GREATER ORLANDO LLC | | 1 | | | 1 |
| Metairie Healthcare Center | | | 1 | 100% | 1 |
| PENINSULA REGIONAL MED CTR LAB | | | 1 | 100% | 1 |
| PRIMARY CARE GROUP LLC | | 1 | | | 1 |
| Garden View Care Center at Dougherty Ferry | | 1 | | | 1 |
| WINDSOR MANOR | | | 1 | 100% | 1 |
| ST. PETERSBURG PEDIATRICS-SEMINOLE | | | 1 | 100% | 1 |
| KENNEDY BOULEVARD DIALYSIS | | | 1 | 100% | 1 |
| PRACTITIONERS IN MOTION | | | 1 | 100% | 1 |
| Victoria Manor | | 1 | | | 1 |
| DOCTOR TODAY URGENT CARE | | | 1 | 100% | 1 |
| TARRYTOWN PHARMACY | | | 1 | 100% | 1 |
| DONALSONVILLE HOSPITAL | | | 1 | 100% | 1 |
| SONNI'S PEDIATRICS | | | 1 | 100% | 1 |
| WAYCROSS INTRTNAL MEDICINE | | | 1 | 100% | 1 |
| AVALON MEDICAL GROUP | | | 1 | 100% | 1 |
| VAULT MEDICAL SERVICES | | | 1 | 100% | 1 |
| HOSPITALS OF PROVIDENCE TRANSMOUNTAIN CAMPUS, THE | | | 1 | 100% | 1 |
| TRAVIS LEE THOMPSON MD | | | 1 | 100% | 1 |
| Vibrallife of El Paso Rehabilitation Center | | | 1 | 100% | 1 |
| ORMOND BEACH DIALYSIS | | | 1 | 100% | 1 |
| DUKE UNIVERSITY POINT OF CARE TESTING PROGRAM | | | 1 | 100% | 1 |
| PARTNERS IN PRIMARY CARE | | 1 | | | 1 |
| PALM BEACH COUNTY HEALTH DEPT. | | | 1 | 100% | 1 |

COVID-19: testing by laboratory

Data through Mar 19, 2021 verified as of Mar 20, 2021 at 09:25 AM

Data in this report are provisional and subject to change.

The numbers in the table below represent the number of Florida and non-Florida residents for whom test results were received by the Department of Health. A person can be tested by more than one laboratory and can have both positive and negative results. **Therefore, the sum of the numbers in each column will be larger than the total number of people tested.**

| Reporting lab | Inconclusive | Negative | Positive | Percent positive | Total |
|--|--------------|----------|----------|------------------|-------|
| ENT & ALLERGY ASSOCIATES, LLP - SLEEPY HOLLOW (ABBOTT) | | 1 | | | 1 |
| CLEVELAND CLINIC FLORIDA LAB | | | 1 | 100% | 1 |
| CVS OH6167POCT ASHLAND | | 1 | | | 1 |
| CELEBRATION HOSPITAL | | | 1 | 100% | 1 |
| ALPHA 1 ANTITRYPSIN RESEARCH PROGRAM | | | 1 | 100% | 1 |
| SCRIPTS PLUS INC DBA THE MEDICINE SHOP | | 1 | | | 1 |
| COMMUNITY MEDICAL CARE | | | 1 | 100% | 1 |
| HOWELL BRANCH COURT | | | 1 | 100% | 1 |
| PARK AVENUE DERMATOLOGY NORTH | | | 1 | 100% | 1 |
| BAXTER REGIONAL MEDICAL CENTER | | | 1 | 100% | 1 |
| VERMONT DEPT OF HEALTH LABORATORY | | | 1 | 100% | 1 |
| CHI ST. LUKE'S HEALTH BCM MEDICAL CENTER | | | 1 | 100% | 1 |
| PENSACOLA PATHOLOGY | | 1 | | | 1 |
| MERCYONE DES MOINES MEDICAL CENTER | | | 1 | 100% | 1 |
| Harbert Hills Academy Nursing Home | | 1 | | | 1 |
| Seal Rock Healthcare | | 1 | | | 1 |
| NHC Chattanooga | | | 1 | 100% | 1 |
| SONORAN DESERT PATHOLOGY | | | 1 | 100% | 1 |
| FASTMED URGENT CARE | | | 1 | 100% | 1 |
| Walgreens #5914 | | 1 | | | 1 |
| HARDEE COUNTY FIRE RESCUE | | 1 | | | 1 |
| ANDREWS INSTITUTE AMBULATORY SURGERY CENTER | | 1 | | | 1 |
| SAINT JOSEPH'S HOSPITAL AND MEDICAL CENTER | | 1 | | | 1 |
| BROOKDALE FORT WALTON BEACH | | | 1 | 100% | 1 |
| Woodstock Nursing and Rehabilitation Center | | 1 | | | 1 |
| MEDEXPRESS URGENT CARE - ST CLAIR, CLOVER DR. | | 1 | | | 1 |
| BATESVILLE - SHERWOOD URGENT CARE | | | 1 | 100% | 1 |
| RIVERSIDE PEDIATRIC GROUP, INC | | 1 | | | 1 |
| Alexandria Place | | 1 | | | 1 |
| PHYSICIANS ASSOCIATES | | | 1 | 100% | 1 |
| RIVIERA BEACH HEALTH CENTER LAB | | | 1 | 100% | 1 |
| WMC HEALTH GROUP INC | | | 1 | 100% | 1 |
| RAPID CITY REGIONAL HOSPITAL -579 ATTN. LABORATORY | | 1 | | | 1 |
| DOCTORS HEARING | | | 1 | 100% | 1 |
| BMC/NASSAU | | | 1 | 100% | 1 |
| IMMY LABS | | | 1 | 100% | 1 |
| FINLAY MEDICAL RESEARCH CORP | | | 1 | 100% | 1 |
| INLET CONCIERGE MEDICINE | | | 1 | 100% | 1 |
| MIAMI VASCULAR SURGERY | | | 1 | 100% | 1 |
| EAST COAST INSTITUTE FOR RESEARCH LLC | | | 1 | 100% | 1 |
| ADVENTHEALTH IMAGING WINTERGARDEN | | 1 | | | 1 |
| ST FRANCIS COLLEGE WELLNESS CENTER | | 1 | | | 1 |
| MADISON AT OVIEDO | | | 1 | 100% | 1 |
| Kroger 907 - The Little Clinic Holland | | 1 | | | 1 |
| OPTUM OF HIALEAH | | 1 | | | 1 |
| ENZO LABS INC | | | 1 | 100% | 1 |
| AMD | | | 1 | 100% | 1 |

COVID-19: testing by laboratory

Data through Mar 19, 2021 verified as of Mar 20, 2021 at 09:25 AM

Data in this report are provisional and subject to change.

The numbers in the table below represent the number of Florida and non-Florida residents for whom test results were received by the Department of Health. A person can be tested by more than one laboratory and can have both positive and negative results. **Therefore, the sum of the numbers in each column will be larger than the total number of people tested.**

| Reporting lab | Inconclusive | Negative | Positive | Percent positive | Total |
|---|--------------|----------|----------|------------------|-------|
| Home Health Care Clinic | | 1 | | | 1 |
| Niles Nursing and Rehab. Center | | 1 | | | 1 |
| BEAUMONT REFERENCE LABORATORY | | | 1 | 100% | 1 |
| MAYO MEDICAL LABORATORIES | | | 1 | 100% | 1 |
| Kroger 086 - The Little Clinic Broomfield-Sheridan | | 1 | | | 1 |
| ISLANDS ASSISTED LIVING FACILITY,THE | | | 1 | 100% | 1 |
| RIVERVIEW HOSPITAL D/B/A UNIVERSITY | | 1 | | | 1 |
| NEMOURS CHILDREN'S PRIMARY CARE, ST CLOUD | | | 1 | 100% | 1 |
| Kroger 350 - The Little Clinic New Cut Road | | 1 | | | 1 |
| URGENT TEAM MANAGEMENT OF TENNESSEE, L | | | 1 | 100% | 1 |
| ADVANCE MD CARE | | | 1 | 100% | 1 |
| PATHLAB SERVICES | | | 1 | 100% | 1 |
| BAYSTATE REFERENCE LABORATORY | | | 1 | 100% | 1 |
| RAPID MEDLAB (002MO) | | 1 | | | 1 |
| SEASONS HOSPICE AND PALLIATIVE CARE OF | | | 1 | 100% | 1 |
| ANSWERS RESOURCE FACILITY | | 1 | | | 1 |
| Glenview Terrace Nursing Center | | 1 | | | 1 |
| NORTH MIAMI BEACH SURGICAL CENTER | | | 1 | 100% | 1 |
| Elderwood at Lancaster | | 1 | | | 1 |
| MOBILE HEALTH MEDICAL SERVICES PC | | 1 | | | 1 |
| CVS TN5694POCT SODDY DAISY | | 1 | | | 1 |
| PROFESSIONAL DIALYSIS CENTER | | | 1 | 100% | 1 |
| PEDIATRIC PARTNERS OF ZEPHYRHILLS PA | | | 1 | 100% | 1 |
| Villages of St.Peters | | 1 | | | 1 |
| LABONE | | 1 | | | 1 |
| Lopatcong Center | | 1 | | | 1 |
| MALUHIA | | 1 | | | 1 |
| PALM COAST DRAW STATION/AMERICAN HEALTH ASSOCIATES | | 1 | | | 1 |
| PANCARE HEALTH - NORTHSIDE ELEMENTARY | | | 1 | 100% | 1 |
| JOHN D. ARCHBOLD MEMORIAL HOSPITAL | | | 1 | 100% | 1 |
| BLACK SHEEP MEDICAL | | | 1 | 100% | 1 |
| TUNIS STREET GROUP HOME | | 1 | | | 1 |
| USA Healthcare LTC, LLC - Folsom Center for Rehabilitation & Healthca | | 1 | | | 1 |
| Kroger 909 - The Little Clinic Hamilton | | | 1 | 100% | 1 |
| PIONEER CLINICAL RESEARCH LLC | | | 1 | 100% | 1 |
| Bethany Manor | | 1 | | | 1 |
| CROSS CREEK HEALTH CARE | | 1 | | | 1 |
| CVS IL2297652CV CHICAGO | | 1 | | | 1 |
| FLAGLER HOME CARE | | | 1 | 100% | 1 |
| Maple Lane Nursing Home | | 1 | | | 1 |
| CHRISTIAN REST HOME ASSOC | | 1 | | | 1 |
| ORDRS, INC. | | | 1 | 100% | 1 |
| MY URGENT CARE CLINIC | | | 1 | 100% | 1 |
| Eagle Point Health Care Center | | 1 | | | 1 |
| ACCOMPLISHED HOME CARE | | 1 | | | 1 |
| LANCASHIRE HALL NURSING AND REHABILITATION CENTER | | 1 | | | 1 |
| LAKE MARY DIALYSIS | | | 1 | 100% | 1 |

COVID-19: testing by laboratory

Data through Mar 19, 2021 verified as of Mar 20, 2021 at 09:25 AM

Data in this report are provisional and subject to change.

The numbers in the table below represent the number of Florida and non-Florida residents for whom test results were received by the Department of Health. A person can be tested by more than one laboratory and can have both positive and negative results. **Therefore, the sum of the numbers in each column will be larger than the total number of people tested.**

| Reporting lab | Inconclusive | Negative | Positive | Percent positive | Total |
|--|--------------|----------|----------|------------------|-------|
| PATHOLOGYT & LAB MEDICINE SERVICES | | | 1 | 100% | 1 |
| EMERGENCY CARE SERVICES LAB AT JFK MEDICAL CENTER | | | 1 | 100% | 1 |
| ACCESS HEALTH CARE PHYSICIANS, LLC | | 1 | | | 1 |
| Good Samaritan Society - Mountian Lake | | 1 | | | 1 |
| ACUPATH LABORATORIES INC | | | 1 | 100% | 1 |
| INTERNAL MEDICINE ASSOCIATES | | 1 | | | 1 |
| ADVENTHEALTH MEDICAL GROUP OBSTETRICS | | | 1 | 100% | 1 |
| CVS NV9586POCT RENO | | 1 | | | 1 |
| MEDICAL SPECIALISTS OF THE PALM BEACHES INC | | | 1 | 100% | 1 |
| WATERTOWN URGENT CARE | | 1 | | | 1 |
| UNIVERSITY OF MIAMI HOSPITALS & CLINIC | | | 1 | 100% | 1 |
| LEHIGH REGIONAL WOUND CENTER | | | 1 | 100% | 1 |
| Chateau Girardeau | | | 1 | 100% | 1 |
| SOUTH COUNTY MEDICAL CENTER | | | 1 | 100% | 1 |
| Overton Brooks VAMC | | 1 | | | 1 |
| MD NOW URGENT CARE | | | 1 | 100% | 1 |
| WALGREENS #10854 | | 1 | | | 1 |
| RIDGE OPTUM FLORIDA | | | 1 | 100% | 1 |
| Kroger - KRO03500568 | | | 1 | 100% | 1 |
| BRISTOL CHILDRENS CLINIC | | | 1 | 100% | 1 |
| LUMICO LIFE INSURANCE COMPANY | | 1 | | | 1 |
| Big River Nursing and Rehab | | 1 | | | 1 |
| BAPTIST MINOR MEDICAL CENTER | | | 1 | 100% | 1 |
| CVS M08595POCT RAYMORE | | 1 | | | 1 |
| GOOD SAMARITAN SOCIETY-FOREST CITY | | 1 | | | 1 |
| OASIS FAMILY RESORT IN THE SPRINGS LLC | | 1 | | | 1 |
| RIVERSIDE REGIONAL MED CENTER | | | 1 | 100% | 1 |
| Urgent Care 24/7 Orlando LLC | | | 1 | 100% | 1 |
| SOUTHEASTERN PATHOLOGY ASSOCIATES | | | 1 | 100% | 1 |
| West Bay of Tampa Center | | | 1 | 100% | 1 |
| MERCY HOME | | 1 | | | 1 |
| MEDEXPRESS URGENT CARE -HOWELL US HWY | | 1 | | | 1 |
| CENTRAL ALABAMA HEALTH CARE SYSTEM | | | 1 | 100% | 1 |
| BRIDGEWATER PARK ASSISTED LIVING LLC | | | 1 | 100% | 1 |
| DEPARTMENT OF HEALTH SERVICES | | | 1 | 100% | 1 |
| Kroger 682 - The Little Clinic Combs and Gantzel | | 1 | | | 1 |
| WY RETIREMENT CENTER | | 1 | | | 1 |
| LOUNDY | | 1 | | | 1 |
| PRINCIPLE DIAGNOSTICS LLC | | | 1 | 100% | 1 |
| GOSHEN MEDICAL CENTER | | | 1 | 100% | 1 |
| CHILDRENS SPECIALIST PEDIATRIC PULMMOLOGY & | | | 1 | 100% | 1 |
| SOUTHWESTERN VERMONT MEDICAL CENTER | | | 1 | 100% | 1 |
| PINEVILLE PHARMACY | | | 1 | 100% | 1 |
| FLAGLER COUNTY BOARD OF COUNTY COMMISSIONERS | | | 1 | 100% | 1 |
| ORCHARD PARK HEALTH CARE AND REHABILITATION CENTER | | 1 | | | 1 |
| PHYSICIANS IMMEDIATE CARE | | | 1 | 100% | 1 |
| CVS CT2210POCT RIVERSIDE | | 1 | | | 1 |

COVID-19: testing by laboratory

Data through Mar 19, 2021 verified as of Mar 20, 2021 at 09:25 AM

Data in this report are provisional and subject to change.

The numbers in the table below represent the number of Florida and non-Florida residents for whom test results were received by the Department of Health. A person can be tested by more than one laboratory and can have both positive and negative results. **Therefore, the sum of the numbers in each column will be larger than the total number of people tested.**

| Reporting lab | Inconclusive | Negative | Positive | Percent positive | Total |
|---|--------------|----------|----------|------------------|-------|
| AMERICAN MEDICAL RESPONSE - FARMER BRA | | 1 | | | 1 |
| Kroger 465 - The Little Clinic Oakley | | 1 | | | 1 |
| GOLDING-GRANADO MEDICAL ASSOCIATES | | 1 | | | 1 |
| Arlington Health and Rehabilitation | | 1 | | | 1 |
| EILEEN TURBESSI MD PA | | 1 | | | 1 |
| HEALTH FIRST HOME CARE | | 1 | | | 1 |
| MINUTE CLINIC DIAGNOSTICS OF IN, LLC #6252 | | 1 | | | 1 |
| FLORHAM PARK ENDOSCOPY CENTER | | 1 | | | 1 |
| Highland Ave. Eye Clinic | | 1 | | | 1 |
| Kroger 541 - The Little Clinic Long Hollow Pike | | 1 | | | 1 |
| NORTHSIDE HOSPITAL DULUTH | | | 1 | 100% | 1 |
| ICARE | | 1 | | | 1 |
| SLIDELL MEMORIAL HOSPITAL | | | 1 | 100% | 1 |
| Brattleboro Crossings LLC dba Pine Heights at Brattleboro | | 1 | | | 1 |
| TREASURE COAST PRIMARY CARE | | 1 | | | 1 |
| MORGAN STANELY HEALTH CENTER | | 1 | | | 1 |
| LSU MEDICAL CENTER | | | 1 | 100% | 1 |
| Walgreens #9620 | | 1 | | | 1 |
| MED FIRST IMMEDIATE CARE AND FAMILY PRACTICE | | | 1 | 100% | 1 |
| BLACKBERRY CENTER, THE | | 1 | | | 1 |
| ATHENA PLASTIC SURGERY | | 1 | | | 1 |
| SC-GA2018 MCCORMICK REHAB & HEALTHCARE | | 1 | | | 1 |
| SAN JOSE CLINIC | | 1 | | | 1 |
| CVS CA9103POCT ESCONDIDO | | 1 | | | 1 |
| AML DIAGNOSTICS- ADV TESTING IN METABOLIC MEDICINE | | | 1 | 100% | 1 |
| VA WNYHCS - Buffalo Division | | | 1 | 100% | 1 |
| BUFFALO VAMC | | | 1 | 100% | 1 |
| ST LUKE LUTHERAN HOME | | 1 | | | 1 |
| WILLOWBROOKE CT AT LIMA ESTATES | | 1 | | | 1 |
| LABORATORIO BUENA SALUD | | | 1 | 100% | 1 |
| Kroger 923 - The Little Clinic Centerville | | 1 | | | 1 |
| WALGREENS # 09788 | | 1 | | | 1 |
| THOMAS HOSPITAL | | | 1 | 100% | 1 |
| MED TECH CLINICAL LABORATORY | | 1 | | | 1 |
| CVS NE5863POCT OMAHA | | 1 | | | 1 |
| Cooperstown Center for Nursing and Rehabillitation | | 1 | | | 1 |
| LEELANAU OPCO, LLC | | 1 | | | 1 |
| THE CHRIST HOSPITAL | | | 1 | 100% | 1 |
| SOUTHERN SPRINGS HEALTH CARE | | 1 | | | 1 |
| UNIVERSITY OF NORTH CAROLINA HOSPITALS | | | 1 | 100% | 1 |
| Isle Health and Rehabilitation Center | | | 1 | 100% | 1 |
| BLOOD SYSTEMS LABORATORIES | | | 1 | 100% | 1 |
| ADVANTA LABS, LLC | | 1 | | | 1 |
| NORTHEAST TEXAS DIALYSIS | | 1 | | | 1 |
| PROVIDENCE ST PETER HOSPITAL | | 1 | | | 1 |
| WALGREEN#12147 | | 1 | | | 1 |
| PowerBack Piscataway Center | | 1 | | | 1 |

COVID-19: testing by laboratory

Data through Mar 19, 2021 verified as of Mar 20, 2021 at 09:25 AM

Data in this report are provisional and subject to change.

The numbers in the table below represent the number of Florida and non-Florida residents for whom test results were received by the Department of Health. A person can be tested by more than one laboratory and can have both positive and negative results. **Therefore, the sum of the numbers in each column will be larger than the total number of people tested.**

| Reporting lab | Inconclusive | Negative | Positive | Percent positive | Total |
|--|--------------|----------|----------|------------------|-------|
| TMH PHYSICIAN PARTNERS | | | 1 | 100% | 1 |
| ASHLEY PEDICATRICS DAY AND NIGHT CLINIC | | | 1 | 100% | 1 |
| ESOTERIC LAB | | | 1 | 100% | 1 |
| CVS NH1004POCT SALEM | | | 1 | 100% | 1 |
| NEW YORK PRESBYTERIAN HOSPITAL | | | 1 | 100% | 1 |
| DECATUR MORGAN HOSPITAL - DECATUR GENE | | 1 | | | 1 |
| BRITTNEY WHELIHAN IRWIN ARNP LLC | | | 1 | 100% | 1 |
| FLORIDA STATE UNIVERSITY HEALTH SERVICES | | | 1 | 100% | 1 |
| LYSTER MAIN LAB, FT RUCKER | | 1 | | | 1 |
| STANLY REGIONAL MEDICAL CENTER | | | 1 | 100% | 1 |
| BELLMORE PEDIATRICS | | 1 | | | 1 |
| Greencroft Goshen | | 1 | | | 1 |
| LAS PALMAS MEDICAL CENTER | | | 1 | 100% | 1 |
| JOHNSON MEDICAL SERVICES | | | 1 | 100% | 1 |
| BOCA RATON REGIONAL HOSPITAL INC | | | 1 | 100% | 1 |
| SPECIALTY DRUG TESTING | | | 1 | 100% | 1 |
| NORTH SHORE HEMATOLOGY-ONCOLOGY ASSOCIATES | | 1 | | | 1 |
| CENTRAL TX URGENT CARE | | | 1 | 100% | 1 |
| YOUR HEALTH PEDIATRICS INC | | | 1 | 100% | 1 |
| TRAFALGAR DIALYSIS | | | 1 | 100% | 1 |
| SUNSHINE PEDIATRICS OF LUTz | | | 1 | 100% | 1 |
| NORTH FLORIDA FAMILY MEDICINE | | | 1 | 100% | 1 |
| CVS MA2600POCT WEYMOUTH | | | 1 | 100% | 1 |
| CVS PA10825POCT PLYMOUTH MEETING | | 1 | | | 1 |
| COSTCO PHARMACY #1023 | | | 1 | 100% | 1 |
| NCH HEALTHCARE CREEKSIDE ENDOSCOPY | | | 1 | 100% | 1 |
| BETHESDA DIALYSIS | | | 1 | 100% | 1 |
| ONPOINT URGENT CARE | | | 1 | 100% | 1 |
| Garden Villa Bedford | | 1 | | | 1 |
| WALGREENS #15291 | | 1 | | | 1 |
| EXPRESS WALK IN MEDICAL CENTER | | | 1 | 100% | 1 |
| ALDEN PHARMACY | | 1 | | | 1 |
| CENTRAL JERSEY URGENT CARE OF GREEN BR | | 1 | | | 1 |
| CVS MA1121POCT WESTFORD | | 1 | | | 1 |
| BOCA CIEGA CENTER | | | 1 | 100% | 1 |
| BLANCHARD VALLEY HOSPITAL LABORATORY | | | 1 | 100% | 1 |
| SYCAMORE MEDICAL CENTER-KETTERING HEALTH NETWORK | | | 1 | 100% | 1 |
| KINGWOOD EMERGENCY CENTER | | | 1 | 100% | 1 |
| ORANGE PEDIATRICS PA | | | 1 | 100% | 1 |
| GARDEN VIEW CARE CENTER | | 1 | | | 1 |
| ST JOHNS MEDICAL CENTER | | 1 | | | 1 |
| WINCHESTER HOSPITAL | | | 1 | 100% | 1 |
| Kroger 970 - The Little Clinic Westfield | | | 1 | 100% | 1 |
| NANCY M WORTHINGTON MD PA | | | 1 | 100% | 1 |
| BOCA RATON PHYSICIANS PA | | | 1 | 100% | 1 |
| Broomall Manor | | 1 | | | 1 |
| CVS OH3306POCT AKRON | | 1 | | | 1 |

COVID-19: testing by laboratory

Data through Mar 19, 2021 verified as of Mar 20, 2021 at 09:25 AM

Data in this report are provisional and subject to change.

The numbers in the table below represent the number of Florida and non-Florida residents for whom test results were received by the Department of Health. A person can be tested by more than one laboratory and can have both positive and negative results. **Therefore, the sum of the numbers in each column will be larger than the total number of people tested.**

| Reporting lab | Inconclusive | Negative | Positive | Percent positive | Total |
|--|--------------|----------|----------|------------------|-------|
| Kingston Care Center of Fort Wayne | | 1 | | | 1 |
| SOUTHEAST MISSOURI HOSPITAL | | 1 | | | 1 |
| Glen Oaks Health and REhabilitation | | 1 | | | 1 |
| The Evangelical Lutheran Good Samaritan Society Prescott Village | | 1 | | | 1 |
| BSA PHYSICIANS GROUP, INC D/B/A BSA FAMILY MEDICAL | | | 1 | 100% | 1 |
| DW MCMILLAN MEMORIAL HOSPITAL LABORATORY | | | 1 | 100% | 1 |
| OCALA REGIONAL DIALYSIS- NORTH | | | 1 | 100% | 1 |
| CAREWELL URGENT CARE FITCHBURG | | | 1 | 100% | 1 |
| QUALITY CLINICAL LAB LLC | | | 1 | 100% | 1 |
| COMMONWEALTH OF VIRGINIA DIVISION OF CONSOLIDATED LABORATORY SERVICES | | | 1 | 100% | 1 |
| MEDEXPRESS URGENT CARE-VINLAND SOUTH | | | 1 | 100% | 1 |
| ST VINCENT'S AMBULATORY CARE INC | | | 1 | 100% | 1 |
| BHS PHYSICIAN NETWORK | | | 1 | 100% | 1 |
| SELF REGIONAL HEALTHCARE | | | 1 | 100% | 1 |
| LEGACY AT HIGHWOODS PRESERVE | | 1 | | | 1 |
| CRUSADER COMMUNITY HEALTH | | | 1 | 100% | 1 |
| PEDIATRIC PARTNERS | | | 1 | 100% | 1 |
| CONCENTRA - OCALA | | 1 | | | 1 |
| Bethel Lutheran Nursing & Rehabilitation Center | | 1 | | | 1 |
| URGENT CARE OF COASTAL GEORGIA | | | 1 | 100% | 1 |
| GIBSON AREA PRIMARY CARE | | | 1 | 100% | 1 |
| REFERENCE LABORATORY | | | 1 | 100% | 1 |
| FAYETTE MEDICAL CENTER LAB | | 1 | | | 1 |
| PULMONARY, CRITICAL CARE AND SLEEP DISORDERS INSTITUTE OF SOUTH FLORID | | | 1 | 100% | 1 |
| HENRY FORD HOSPITAL | | | 1 | 100% | 1 |
| LIMA MEMORIAL HOSPITAL | | | 1 | 100% | 1 |
| MOUNT SINAI MEDICAL CENTER HIALEAH | | | 1 | 100% | 1 |
| Kroger 006 - The Little Clinic Uintah Gardens | | 1 | | | 1 |
| ST JOHNS PEDIATRICS PA | | 1 | | | 1 |
| NHLS | | | 1 | 100% | 1 |
| BORINQUEN HEALTH CENTER | | | 1 | 100% | 1 |
| LAB PLUS, LLC AT ASCENSION SAINT THOMA | | 1 | | | 1 |
| MOSOLF PEDIATRICS PA | | | 1 | 100% | 1 |
| TRIHEALTH | | | 1 | 100% | 1 |
| TOMAH VAMC | | | 1 | 100% | 1 |
| 15 TO KNOW | | | 1 | 100% | 1 |
| Valley View Health and Rehabilitation, LLC | | 1 | | | 1 |
| Country View of Sunbury | | | 1 | 100% | 1 |
| CVS IN6555POCT BROWNSBURG | | 1 | | | 1 |
| AdventHealth Care Center Zephyrhills North | | | 1 | 100% | 1 |
| St. Ann Rehabilitation and Nursing Center | | 1 | | | 1 |
| AFTER HOURS CLINIC | | | 1 | 100% | 1 |
| UF HEALTH THE VILLAGES | | | 1 | 100% | 1 |
| LIFEGUARD AMBULANCE SERVICE LLC - BAY COUNTY | | | 1 | 100% | 1 |
| Fairview | | | 1 | 100% | 1 |
| UT HEALTH RGV CLINICAL LABORATORY | | | 1 | 100% | 1 |
| The Carrington | | 1 | | | 1 |

COVID-19: testing by laboratory

Data through Mar 19, 2021 verified as of Mar 20, 2021 at 09:25 AM

Data in this report are provisional and subject to change.

The numbers in the table below represent the number of Florida and non-Florida residents for whom test results were received by the Department of Health. A person can be tested by more than one laboratory and can have both positive and negative results. **Therefore, the sum of the numbers in each column will be larger than the total number of people tested.**

| Reporting lab | Inconclusive | Negative | Positive | Percent positive | Total |
|---|--------------|----------|----------|------------------|-------|
| LAKE REGIONAL HEALTH | | | 1 | 100% | 1 |
| KROGER 785 - THE LITTLE CLINIC DIXIE HWY | | 1 | | | 1 |
| OAKWOOD HOSPITAL - SOUTHSORE | | | 1 | 100% | 1 |
| FAIRFIELD MEDICAL CENTER | | | 1 | 100% | 1 |
| OHSU LABORATORY SERVICES | | 1 | | | 1 |
| CHATEAU TERREBONNE HEALTH CARE | | 1 | | | 1 |
| CVS IN6536POCT KOKOMO | | 1 | | | 1 |
| REEVES COUNTY HOSPITAL DISTRICT | | | 1 | 100% | 1 |
| DIRECT PRIMARY CARE OF BURLESON | | | 1 | 100% | 1 |
| Terrace Glen Village | | 1 | | | 1 |
| UNIVERSITY OF BALTIMORE WASHINGTON MEDICAL CENTER | | | 1 | 100% | 1 |
| GIFFORD MEMORIAL HOSPITAL | | 1 | | | 1 |
| CYPRESS VILLAGE REHAB CENTER | | 1 | | | 1 |
| Gulf Coast health and Rehabilitation, LLC | | 1 | | | 1 |
| EPIC CARE PHARMACY | | 1 | | | 1 |
| NEVADA RURAL HOUSING AUTHORITY | | | 1 | 100% | 1 |
| CONTINENTAL HOME HEALTH CARE INC | | | 1 | 100% | 1 |
| MISSISSIPPI VALLEY REGIONAL BLOOD CENTER | | | 1 | 100% | 1 |
| TFH HOME HEALTH INC | | | 1 | 100% | 1 |
| Willowbrooke Court at Normandy Farms Estates | | 1 | | | 1 |
| LIBERTY URGENT CARE | | | 1 | 100% | 1 |
| TRADITIONAL MEDICINE CENTER | | | 1 | 100% | 1 |
| SUMMIT COUNTY PUBLIC HEALTH DEPARTMENT | | | 1 | 100% | 1 |
| WVU MEDICINE AT SUNCREST TOWNE CENTRE | | | 1 | 100% | 1 |
| PREMIUM HOME HEALTH CARE INC | | | 1 | 100% | 1 |
| Pontotoc Health and Rehab | | 1 | | | 1 |
| CAMBRIDGE HEALTH ALLIANCE | | | 1 | 100% | 1 |
| MERCY GENERAL HOSPITAL | | | 1 | 100% | 1 |
| UNIVERSITY OF MIAMI PRIMARY CARE SITE UMHC 3039 | | | 1 | 100% | 1 |
| BEAUMONT URGENT CARE | | 1 | | | 1 |
| COUNTY OF HAMILTON | | | 1 | 100% | 1 |
| NYU LANGONE AMBULATORY CARE LAKE SUCCE | | 1 | | | 1 |
| MANHATTAN COLLEGE HEALTH SERVICES | | 1 | | | 1 |
| CVS MA38POCT CHARLTON | | 1 | | | 1 |
| LIFESPAN HEALTH - SELMER | | 1 | | | 1 |
| BAYSHORE DIALYSIS | | | 1 | 100% | 1 |
| OXY-GENLAB | | | 1 | 100% | 1 |
| Elm Crest Senior Living Community | | 1 | | | 1 |
| SOUTHWOOD HEALTHCARE CENTER | | 1 | | | 1 |
| Kroger 481 - The Little Clinic Houston Levee | | 1 | | | 1 |
| NHC Sequatchie | | 1 | | | 1 |
| PARRISH MEDICAL GROUP | | | 1 | 100% | 1 |
| SV MOBILE HEALTH | | | 1 | 100% | 1 |
| PARK LANE NURSING HOME | | 1 | | | 1 |
| PEACE HEALTH FAMILY MEDICINE AT 87TH AVE | | 1 | | | 1 |
| GREATER TAMPA AT HOME | | | 1 | 100% | 1 |
| SOUTHWOOD NURSING & RETIREMENT CENTER | | 1 | | | 1 |

COVID-19: testing by laboratory

Data through Mar 19, 2021 verified as of Mar 20, 2021 at 09:25 AM

Data in this report are provisional and subject to change.

The numbers in the table below represent the number of Florida and non-Florida residents for whom test results were received by the Department of Health. A person can be tested by more than one laboratory and can have both positive and negative results. **Therefore, the sum of the numbers in each column will be larger than the total number of people tested.**

| Reporting lab | Inconclusive | Negative | Positive | Percent positive | Total |
|--|--------------|----------|----------|------------------|-------|
| INSTANT MEDICAL CARE CENTER | | | 1 | 100% | 1 |
| CALIFORNIA PUBLIC HEALTH LABORATORY | | | 1 | 100% | 1 |
| ARIZA WELLNESS CARE LLC | | | 1 | 100% | 1 |
| Sunnybrook Rehabilitation Center | | | 1 | 100% | 1 |
| DOCTORS MEMORIAL HOSP HOME HEALTH CARE | | 1 | | | 1 |
| TGH URGENT CARE – WESTCHASE | | | 1 | 100% | 1 |
| MEDICAL ARTS LABORATORY | | | 1 | 100% | 1 |
| OCCUPATIONAL HEALTH CENTER | | 1 | | | 1 |
| MOUNT SINAI COMPREHENSIVE CANCER CENTER | | | 1 | 100% | 1 |
| Walgreens #12153 | | 1 | | | 1 |
| WALKIN MEDICAL URGENT CARE,NEW CITY | | | 1 | 100% | 1 |
| FLORIDA DEPARTMENT OF HEALTH PALM BEACH COUNTY | | | 1 | 100% | 1 |
| RYE BEACH PHARMACY INC | | 1 | | | 1 |
| ASCARATE DIALYSIS | | | 1 | 100% | 1 |
| URGENTMED PLANTATION | | | 1 | 100% | 1 |
| PLANT CITY FAMILY CARE | | 1 | | | 1 |
| CVS NC6633POCT FAYETTEVILLE | | 1 | | | 1 |
| C V S / PHARMACY #4396 | | 1 | | | 1 |
| KANA MEDICAL | | | 1 | 100% | 1 |
| Birmingham Nursing and Rehabilitation East LLC | | 1 | | | 1 |
| ALBANNA PEDIATRICS CENTER | | | 1 | 100% | 1 |
| Kroger 97 - The Little Clinic Hutchinson | | 1 | | | 1 |
| 1ST MED DOTHAN | | | 1 | 100% | 1 |
| ELITE MEDICAL LABORATORY SOLUTIONS LLC | | | 1 | 100% | 1 |
| THE EMORY CLINIC | | | 1 | 100% | 1 |
| INTERMOUNTAIN HEALTHCARE LABORATORY SERVICES | | | 1 | 100% | 1 |
| Hillside Manor Rehabilitation and Extended Care Center | | 1 | | | 1 |
| MARTINSVILLE HEALTH AND REHAB | | | 1 | 100% | 1 |
| AURORA CONSOLIDATED LABORATORY | | | 1 | 100% | 1 |
| The Center at Centennial | | | 1 | 100% | 1 |
| ALLEGANY COUNTY DEPARTMENT OF HEALTH | | 1 | | | 1 |
| LabCorp L#09258295 M#09258285 | | | 1 | 100% | 1 |
| MAYO CLINIC OUTPATIENT DIALYSIS CENTER | | | 1 | 100% | 1 |
| MCLEOD MEMORIAL HOSPITAL CLARENDON | | | 1 | 100% | 1 |
| TRINITY URGENT CARE | | 1 | | | 1 |
| OAK HAVEN REHAB AND NURSING CENTER | | | 1 | 100% | 1 |
| DR BAWA AND ASSOCIATES | | | 1 | 100% | 1 |
| Kroger 518 - The Little Clinic Hermitage | | 1 | | | 1 |
| LOWER KEYS COMMUNITY HEALTH CENTER | | | 1 | 100% | 1 |
| TAYLOR COUNTY HEALTH DEPARTMENT | | | 1 | 100% | 1 |
| COURTLAND TERRACE | | 1 | | | 1 |
| A.G. Rhodes | | 1 | | | 1 |
| Kroger 705 - The Little Clinic Richmond | | 1 | | | 1 |
| CVS NE8626POCT LINCOLN | | 1 | | | 1 |
| Kroger 670 - The Little Clinic Dawson Forest Rd & Hwy 19 | | 1 | | | 1 |
| PRIMEX CLINICAL LABORATORIES INC | | | 1 | 100% | 1 |
| LAKE MARY OPTUM FLORIDA | | | 1 | 100% | 1 |

COVID-19: testing by laboratory

Data through Mar 19, 2021 verified as of Mar 20, 2021 at 09:25 AM

Data in this report are provisional and subject to change.

The numbers in the table below represent the number of Florida and non-Florida residents for whom test results were received by the Department of Health. A person can be tested by more than one laboratory and can have both positive and negative results. **Therefore, the sum of the numbers in each column will be larger than the total number of people tested.**

| Reporting lab | Inconclusive | Negative | Positive | Percent positive | Total |
|--|--------------|----------|----------|------------------|-------|
| Diversicare of Smyrna | | 1 | | | 1 |
| Kroger 367 - The Little Clinic Walton | | 1 | | | 1 |
| MEDICAL ASSOCIATES OF PINELLAS - LAB | | | 1 | 100% | 1 |
| CHI MEMORIAL HOSPITAL CHATTANOOGA | | | 1 | 100% | 1 |
| SAINT LEO UNIVERSITY INCORPORATED | | | 1 | 100% | 1 |
| TENNOVA HEALTHCARE - CLEVELAND | | | 1 | 100% | 1 |
| Walgreens #19461 | | 1 | | | 1 |
| MARTIN HEALTH PHYSICIAN GROUP | | | 1 | 100% | 1 |
| JACKSONVILLE HEALTH & REHAB | | 1 | | | 1 |
| Rockcastle Health and Rehab | | 1 | | | 1 |
| Autumn Care of Suffolk | | 1 | | | 1 |
| MEDEXPRESS URGENT CARE - HACKETTSTOWN | | 1 | | | 1 |
| MOUNT SINAI MEDICAL CENTER OF FLORIDA INC | | | 1 | 100% | 1 |
| Newton Wellesley Center for Alzheimer's Care | | 1 | | | 1 |
| SKY RIDGE MEDICAL CENTER - MICRO | | | 1 | 100% | 1 |
| FIU HEALTH CARE CENTER | | | 1 | 100% | 1 |
| SHAMRA MEDICAL LABORATORY | | | 1 | 100% | 1 |
| Kroger 433 - The Little Clinic Atoka | | 1 | | | 1 |
| RESOURCE PATH LLC | | | 1 | 100% | 1 |
| NORTHSIDE FAMILY MEDICINE | | 1 | | | 1 |
| Fairhope | | 1 | | | 1 |
| C V S / PHARMACY #833 | | 1 | | | 1 |
| MINUTECLINIC DIAGNOSTIC OF VIRGINIA, LLC #1980 | | 1 | | | 1 |
| WEST FLORIDA MEDICAL ASSOCIATES PA | | | 1 | 100% | 1 |
| SMITH | | | 1 | 100% | 1 |
| FAMILY MEDICAL CLINIC KENDALL LLC | | | 1 | 100% | 1 |
| MEDICAL ASSOCIATES OF THE SHOALS | | 1 | | | 1 |
| Fairhaven Retirement Community | | 1 | | | 1 |
| GOOD PEDIATRICS | | | 1 | 100% | 1 |
| Troy Center for Rehabilitation & Nursing | | 1 | | | 1 |
| ALLIED PEDIATRICS & FAMILY MEDICINE | | | 1 | 100% | 1 |
| FORT LOUDOUN PRIMARY CARE | | 1 | | | 1 |
| WEILL CORNELL MEDICAL ASSOCIATES - EAST SIDE | | 1 | | | 1 |
| AMERICAN LAB LLC | | 1 | | | 1 |
| CVS NV5942POCT LAS VEGAS | | 1 | | | 1 |
| SKYRIDGE CLINICAL ASSOCIATES | | 1 | | | 1 |
| FLORIDA MEDICAL CLINIC PA GI | | | 1 | 100% | 1 |
| MEDEXPRESS URGENT CARE PENNSVILLE | | 1 | | | 1 |
| Life Care Center of Auburn | | 1 | | | 1 |
| CRYSTAL RIVER FIRE DEPARTMENT | | | 1 | 100% | 1 |
| FLORIDA EPIDEMIOLOGY PROGRAM | | | 1 | 100% | 1 |
| SIPERSTEIN DERMATOLOGY LLC | | | 1 | 100% | 1 |
| Lemont Nursing and Rehab Center | | | 1 | 100% | 1 |
| VA ST LOUIS HEALTH CARE SYSTEM | | | 1 | 100% | 1 |
| DILELLA | | | 1 | 100% | 1 |
| SUNCOAST RESEARCH GROUP LLC | | | 1 | 100% | 1 |
| COUNTRYSIDE PEDIATRIC CARE PA | | | 1 | 100% | 1 |

COVID-19: testing by laboratory

Data through Mar 19, 2021 verified as of Mar 20, 2021 at 09:25 AM

Data in this report are provisional and subject to change.

The numbers in the table below represent the number of Florida and non-Florida residents for whom test results were received by the Department of Health. A person can be tested by more than one laboratory and can have both positive and negative results. **Therefore, the sum of the numbers in each column will be larger than the total number of people tested.**

| Reporting lab | Inconclusive | Negative | Positive | Percent positive | Total |
|---|--------------|----------|----------|------------------|-------|
| Kroger 49 - The Little Clinic Wichita - 21st St. | | | 1 | 100% | 1 |
| NORTH PALM BEACH DIALYSIS CENTER | | | 1 | 100% | 1 |
| CVS CA9485POCT MISSION VIEJO | | 1 | | | 1 |
| ROCKLEDGE HEALTH & REHABILITATION CENTER | | | 1 | 100% | 1 |
| MIL LAKE HEALTHCARE CENTER INC PEDIATRICS | | | 1 | 100% | 1 |
| LABTEST LLC LABTEST DIAGNOSTICS | | | 1 | 100% | 1 |
| AUTUMN HOUSE | | | 1 | 100% | 1 |
| CORPUS CHRISTI MEDICAL CENTER | | | 1 | 100% | 1 |
| MED CHOICE CENTER OF NORTH MIAMI | | | 1 | 100% | 1 |
| SOUTHERN WINDS | | | 1 | 100% | 1 |
| HCA HOUSTON ER 24/7 | | | 1 | 100% | 1 |
| Miller Health Care Center | | | 1 | 100% | 1 |
| ABBOTT LABORATORIES - OCCUPATIONAL HEALTH SERVICES | | | 1 | 100% | 1 |
| Louis Stokes Cleveland VA - Midtown Dialysis Center | | 1 | | | 1 |
| AMERICA'S ER SITE 002 LLC | | | 1 | 100% | 1 |
| BAPTIST HEALTH EXPRESS CARE | | | 1 | 100% | 1 |
| DEACONESS URGENT CARE CENTER | | | 1 | 100% | 1 |
| ASCENSION ST VINCENT'S - WESTSIDE | | | 1 | 100% | 1 |
| WESTEX URGENT CARE, PLLC | | | 1 | 100% | 1 |
| BGB SUMMIT MEDICAL GROUP | | 1 | | | 1 |
| ENCOMPASS HEALTH REHABILITATION HOSPITAL OF MIAMI | | | 1 | 100% | 1 |
| Fulton County Medical Center Long Term Care | | | 1 | 100% | 1 |
| EASTSIDE URGENT CARE | | | 1 | 100% | 1 |
| SHRIVERS PHARMACY AND WELLNESS CENTER | | | 1 | 100% | 1 |
| Mayfair Village Nursing Care Center | | 1 | | | 1 |
| STANDIFER PLACE | | 1 | | | 1 |
| CVS CT692POCT NORTH HAVEN | | 1 | | | 1 |
| PATHOLOGY | | 1 | | | 1 |
| WELL-KEY URGENT CARE SEVIERVILLE | | | 1 | 100% | 1 |
| FLORIDA FAMILY LABORATORY | | 1 | | | 1 |
| MARYLAND DEPARTMENT OF HEALTH AND MENTAL HYGIENE-LABORATORIES | | | 1 | 100% | 1 |
| MINUTECLINIC, LLC #07876 | | | 1 | 100% | 1 |
| LANTANA HC LAB | | | 1 | 100% | 1 |
| MEDICAL CLINIC OF HOUSTON | | | 1 | 100% | 1 |
| CONCORDIA MANOR | | | 1 | 100% | 1 |
| MISSION HOSPITAL - MEMORIAL CAMPUS | | | 1 | 100% | 1 |
| HILTON HEAD HOSPITAL/INPATIENT | | | 1 | 100% | 1 |
| MANOR CARE OF DELRAY BEACH FL LLC | | 1 | | | 1 |
| SIGNATURE CARE MEMORIAL CITY | | | 1 | 100% | 1 |
| OCALA RKC EAST HEMO #1 | | | 1 | 100% | 1 |
| MEDCOR CORPORATE CLINIC | | | 1 | 100% | 1 |
| TRUMAN MEDICAL CENTER - HOSPITAL HILL | | | 1 | 100% | 1 |
| ST. LUKES HOSPITAL | | | 1 | 100% | 1 |
| ALPHA CLINICAL LABORATORY CORP. | | | 1 | 100% | 1 |
| VELOCITY URGENT CARE - LITTLE CREEK | | | 1 | 100% | 1 |
| CARESOUTH HHA HOLDINGS OF THE TREASURE COAST LLC | | | 1 | 100% | 1 |
| The Pines at Poughkeepsie Center for Nursing and Rehabilitation | | 1 | | | 1 |

COVID-19: testing by laboratory

Data through Mar 19, 2021 verified as of Mar 20, 2021 at 09:25 AM

Data in this report are provisional and subject to change.

The numbers in the table below represent the number of Florida and non-Florida residents for whom test results were received by the Department of Health. A person can be tested by more than one laboratory and can have both positive and negative results. **Therefore, the sum of the numbers in each column will be larger than the total number of people tested.**

| Reporting lab | Inconclusive | Negative | Positive | Percent positive | Total |
|---|--------------|----------|----------|------------------|-------|
| BAYCARE OUTREACH LAB AT NEW TAMPA | | | 1 | 100% | 1 |
| BOULDER COMMUNITY HOSPITAL | | | 1 | 100% | 1 |
| BRIDGES AT LIFE CARE CENTER OF OCALA, THE | | | 1 | 100% | 1 |
| ADVENTHEALTH MEDICAL GROUP SENIOR HEALTH AT | | | 1 | 100% | 1 |
| DIAGNOSTIC GROUP INTEGRATED HEALTHCARE | | | 1 | 100% | 1 |
| CENTRAL FLORIDA ADULT MEDICINE | | 1 | | | 1 |
| Robinson Terrace Rehabilitation and Nursing Center | | 1 | | | 1 |
| HILLSBORO MEDICAL CENTER MAIN LABORATO | | 1 | | | 1 |
| UNIVERISTY HOSPITAL | | | 1 | 100% | 1 |
| ANY LAB TEST NOW JACKSONVILLE | | 1 | | | 1 |
| SMITH KLINE | | | 1 | 100% | 1 |
| BNJ | | 1 | | | 1 |
| Kroger 500 - The Little Clinic Speedway | | 1 | | | 1 |
| MEDEXPRESS URGENT CARE - DERBY N ROCK | | 1 | | | 1 |
| HARMONY HEALTHCARE ORLANDO INC | | 1 | | | 1 |
| MEDCOR, INC | | | 1 | 100% | 1 |
| JMJ FAMILY PRACTICE | | | 1 | 100% | 1 |
| PARK AVENUE PEDIATRICS PC | | 1 | | | 1 |
| BL DIAGNOSTICS LLC | | | 1 | 100% | 1 |
| Signature Healthcare of Georgetown | | 1 | | | 1 |
| TLC MEDICAL | | | 1 | 100% | 1 |
| SANITAS RESEARCH LLC | | | 1 | 100% | 1 |
| GOSHEN HOSPITAL | | | 1 | 100% | 1 |
| MONMOUTH MEDICALC ENTER | | 1 | | | 1 |
| RAYMOND F CARON MD | | | 1 | 100% | 1 |
| WINCHESTER URGENT CARE, PC | | 1 | | | 1 |
| Walgreens #11724 | | 1 | | | 1 |
| HENRY FORD WEST BLOOMFIELD HOSPITAL | | | 1 | 100% | 1 |
| Kroger 397 - The Little Clinic Frankfort East | | 1 | | | 1 |
| HOLLAND COMMUNITY HOSPITAL | | 1 | | | 1 |
| PALM COTTAGE OPERATOR LLC | | | 1 | 100% | 1 |
| Memorial Health Care Center | | | 1 | 100% | 1 |
| Livingston County Center for Nursing and Rehabilitation | | 1 | | | 1 |
| Monument Health Strugis Care Center | | 1 | | | 1 |
| ROSE HAVEN NURSING CENTER | | 1 | | | 1 |
| FLORIDA ADVANCED MEDICAL AND DERM AESTHETICS LLC | | | 1 | 100% | 1 |
| CVS TX7825POCT FRISCO | | 1 | | | 1 |
| CVS OK6225POCT EDMOND | | 1 | | | 1 |
| PALMETTO PRIMARY CARE PHYSICIANS | | | 1 | 100% | 1 |
| WESLEY MEDICAL CENTER | | | 1 | 100% | 1 |
| HORIZON MEDICAL CENTER | | | 1 | 100% | 1 |
| CARENOW-MONTGOMERY | | | 1 | 100% | 1 |
| ST JUDE CARE CENTER | | 1 | | | 1 |
| FLORIDA HOSPITAL LAB | | | 1 | 100% | 1 |
| Chestnut Ridge Nursing & Rehab | | 1 | | | 1 |
| CHAMBREL AT PINECASTLE | | | 1 | 100% | 1 |
| Florida Baptist Retirement Center | | 1 | | | 1 |

COVID-19: testing by laboratory

Data through Mar 19, 2021 verified as of Mar 20, 2021 at 09:25 AM

Data in this report are provisional and subject to change.

The numbers in the table below represent the number of Florida and non-Florida residents for whom test results were received by the Department of Health. A person can be tested by more than one laboratory and can have both positive and negative results. **Therefore, the sum of the numbers in each column will be larger than the total number of people tested.**

| Reporting lab | Inconclusive | Negative | Positive | Percent positive | Total |
|--|--------------|----------|----------|------------------|-------|
| BRADENTON CONVENTION CENTER☐ | | | 1 | 100% | 1 |
| CVS AZ9277POCT TUCSON | | 1 | | | 1 |
| AAA MEDICAL TESTING | | | 1 | 100% | 1 |
| SYNERGY DIALYSIS INC | | | 1 | 100% | 1 |
| CHRISTIANA HOSPITAL | | 1 | | | 1 |
| CHILDREN'S NATIONAL MEDICAL CENTER | | | 1 | 100% | 1 |
| PALOMAR MEDICAL CENTER | | | 1 | 100% | 1 |
| MOUNT SINAI MEDICAL CENTER AVENTURA ER | | | 1 | 100% | 1 |
| SAINT PETE MRI | | | 1 | 100% | 1 |
| MAIN STREET PHARMACY OF MARCELLUS, INC | | 1 | | | 1 |
| SPRINGBROOK HOSPITAL | | | 1 | 100% | 1 |
| HABANA HEALTH CARE CENTER | | | 1 | 100% | 1 |
| NEW MILFORD HOSPITAL | | | 1 | 100% | 1 |
| LAREDO EMERGENCY ROOM | | | 1 | 100% | 1 |
| SOUTH TEXAS HEALTH SYSTEM ER - WARE ROAD | | | 1 | 100% | 1 |
| CURELOGICS WOUND CARE & HYPERBARIC CENTER | | 1 | | | 1 |
| DEPT OF VA MEDICAL CENTER - MIAMI | | | 1 | 100% | 1 |
| SANTA BARABARA ALF LLC (THE WINDSOR) | | | 1 | 100% | 1 |
| EMPLOYEE WELLNESS PA | | | 1 | 100% | 1 |
| Arbors at Marietta | | 1 | | | 1 |
| EMERSON HOSPITAL LABORATORY | | | 1 | 100% | 1 |
| DR PHILLIPS CENTER FOR WELLNESS | | 1 | | | 1 |
| HIDALGO FAMILY CLINIC | | | 1 | 100% | 1 |
| SPINE & PAIN CONSULTANT PLLC | | 1 | | | 1 |
| WYOMING COUNTY DEPARTMENT OF HEALTH | | 1 | | | 1 |
| Heritage Health of Peru | | | 1 | 100% | 1 |
| OCEANVIEW NURSING AND REHABILITAION CENTER | | | 1 | 100% | 1 |
| DAVITA DIALYSIS-NORTH | | | 1 | 100% | 1 |
| URGENT CARE CENTER OF PORT ORANGE LLC | | | 1 | 100% | 1 |
| ENCOMPASS HEALTH HOME HEALTH | | 1 | | | 1 |
| TARRANT MEDICAL ASSOCIATES | | | 1 | 100% | 1 |
| SANFORD HOME | | 1 | | | 1 |
| SUNCOAST BEHAVIORAL HEALTH CENTER | | | 1 | 100% | 1 |
| PEDIATRIC ASSOCIATES - DORAL | | | 1 | 100% | 1 |
| BOTTINEAU GOOD SAMARITAN CENTER | | 1 | | | 1 |
| DEL PRADO MEDICAL CENTER, INC | | 1 | | | 1 |
| HIGHLAND PARK LAKEWOOD PRESTON HOLLOW | | | 1 | 100% | 1 |
| OCEAN MEDICAL CENTER | | 1 | | | 1 |
| AMERICAN FAMILY CARE URGENT CARE | | 1 | | | 1 |
| ABSOLUTE QUICK CARE | | | 1 | 100% | 1 |
| Medicalodges Neosho | | | 1 | 100% | 1 |
| JACKSON MADISON CO. GEN. HOSPITAL | | | 1 | 100% | 1 |
| FAMILY MEDICINE AT CELEBRATION | | 1 | | | 1 |
| HARBOR OAKS GOLDEN YEARS | | | 1 | 100% | 1 |
| FLORIDA HOME HEALTH | | | 1 | 100% | 1 |
| HUNEYCUTT FAMILY PRACTICE | | | 1 | 100% | 1 |
| POINTE MEDICAL SERVICES INC | | | 1 | 100% | 1 |

COVID-19: testing by laboratory

Data through Mar 19, 2021 verified as of Mar 20, 2021 at 09:25 AM

Data in this report are provisional and subject to change.

The numbers in the table below represent the number of Florida and non-Florida residents for whom test results were received by the Department of Health. A person can be tested by more than one laboratory and can have both positive and negative results. **Therefore, the sum of the numbers in each column will be larger than the total number of people tested.**

| Reporting lab | Inconclusive | Negative | Positive | Percent positive | Total |
|--|--------------|----------|----------|------------------|-------|
| ABE'S GARDEN/PARK MANOR APARTMENTS | | 1 | | | 1 |
| CARESOUTH HHA HOLDINGS OF VIRGINIA, LLC | | | 1 | 100% | 1 |
| IMMEDIATE CARE MEDICAL CENTER | | | 1 | 100% | 1 |
| BEAUMONT HOSPITAL | | | 1 | 100% | 1 |
| LITTLE FALLS HOSPITAL LABORATORY | | 1 | | | 1 |
| ALIMETRIX INC | | 1 | | | 1 |
| Arch Plaza Nursing and Rehabilitation Center | | | 1 | 100% | 1 |
| ASHLEY PEDIATRICS DAY AND NIGHT CLINIC | | | 1 | 100% | 1 |
| CANDLER HOSPITAL | | | 1 | 100% | 1 |
| Parkview Care Center | | | 1 | 100% | 1 |
| Alden Lincoln Park | | | 1 | 100% | 1 |
| SURGERY CENTER, THE | | | 1 | 100% | 1 |
| Dexter Health Care | | 1 | | | 1 |
| ER NEAR ME HULEN | | 1 | | | 1 |
| LAKELAND MEDICAL CENTER | | | 1 | 100% | 1 |
| DAVENPORT DIALYSIS CENTER | | 1 | | | 1 |
| EXAC CARE CROSSVILLE | | 1 | | | 1 |
| CUSTOM SCRIPTS PHARMACY | | 1 | | | 1 |
| White Oak Manor - Rock Hill | | 1 | | | 1 |
| STEWARD FLORIDA ALF, INC | | | 1 | 100% | 1 |
| ORCHID TERRACE | | 1 | | | 1 |
| Brownwood Nusing & Rehabilitation | | 1 | | | 1 |
| DIGNITY HEALING LLC | | | 1 | 100% | 1 |
| NORTH SHORE HEMATOLOGY-ONCOLOGY ASSOCI | | 1 | | | 1 |
| CVS NM7242POCT ALBUQUERQUE | | 1 | | | 1 |
| ROAN MOUNTAIN MEDICAL CENTER | | | 1 | 100% | 1 |
| SHARON REGIONAL MEDICAL CENTER | | | 1 | 100% | 1 |
| THE CHILDREN'S HOSPITAL OF PHILADELPHIA | | 1 | | | 1 |
| URGENT CARE OF FORT LAUDERDALE INC | | | 1 | 100% | 1 |
| ELAN MANATEE | | | 1 | 100% | 1 |
| JAX FAMILY CARE | | 1 | | | 1 |
| SUN CLINICAL LABORATORIES | | | 1 | 100% | 1 |
| METROPOLITAN | | | 1 | 100% | 1 |
| ANDERSON FAMILY MEDICINE | | | 1 | 100% | 1 |
| CAPITAL HEALTH PLAN - GOVERNORS SQUARE | | | 1 | 100% | 1 |
| Village Crest Center for Health & Rehabilitation | | 1 | | | 1 |
| CVS KS8573POCT OVERLAND PARK | | 1 | | | 1 |
| VISTA LAKE ASSISTED LIVING | | | 1 | 100% | 1 |
| SOMA MEDICAL CENTER PA #2 OAKLAND | | | 1 | 100% | 1 |
| NORTH FLORIDA CHILD DEVELOPMENT, INC | | | 1 | 100% | 1 |
| SPECTRUM LABORATORY | | | 1 | 100% | 1 |
| Waddell Nursing & Rehab Center | | 1 | | | 1 |
| MOSAIC MEDICAL CENTER MARYVILLE | | | 1 | 100% | 1 |
| MODERN URGENT CARE | | | 1 | 100% | 1 |
| THE TOLEDO HOSPITAL | | | 1 | 100% | 1 |
| CHILTON MEDICAL CENTER | | 1 | | | 1 |
| CARE STATION MEDICAL GROUP | | 1 | | | 1 |

COVID-19: testing by laboratory

Data through Mar 19, 2021 verified as of Mar 20, 2021 at 09:25 AM

Data in this report are provisional and subject to change.

The numbers in the table below represent the number of Florida and non-Florida residents for whom test results were received by the Department of Health. A person can be tested by more than one laboratory and can have both positive and negative results. **Therefore, the sum of the numbers in each column will be larger than the total number of people tested.**

| Reporting lab | Inconclusive | Negative | Positive | Percent positive | Total |
|---|--------------|----------|----------|------------------|-------|
| WELLMED AT SOUTH STUART | | 1 | | | 1 |
| WEST BOYNTON DIALYSIS | | | 1 | 100% | 1 |
| TENNOVA ER - SANGO | | | 1 | 100% | 1 |
| Community Care Center of Heritage House, LLC | | | 1 | 100% | 1 |
| MORSELIFE HOME CARE INC | | | 1 | 100% | 1 |
| Rehab Select of Talladega | | 1 | | | 1 |
| SOUTHEASTERN HEALTH FACILITES, INC | | 1 | | | 1 |
| SOUTHWEST ORLANDO FAMILY MEDICINE, PL | | | 1 | 100% | 1 |
| Kroger 805 - The Little Clinic Lewis Center | | 1 | | | 1 |
| Kroger 523 - The Little Clinic Dickson | | | 1 | 100% | 1 |
| Chateau Living Center | | | 1 | 100% | 1 |
| GEORGETOWN URGENT CARE | | | 1 | 100% | 1 |
| MEDEXPRESS URGENT CARE - WESTFIELD, E MAIN ST | | | 1 | 100% | 1 |
| UPMC NORTHWEST HOSPITAL | | | 1 | 100% | 1 |
| Keller Landing Center | | 1 | | | 1 |
| BAPTIST EMERGENCY HOSPITAL - KELLY | | | 1 | 100% | 1 |
| COVE AT THE MARBELLA,THE | | | 1 | 100% | 1 |
| WINNIFRED ASSISTED LIVING FACILITY INC | | 1 | | | 1 |
| Court House Center | | 1 | | | 1 |
| GATEWAY FAMILY HEALTH CLINIC | | | 1 | 100% | 1 |
| STUDENT HEALTH CENTER | | | 1 | 100% | 1 |
| WALGREENS #10308 | | 1 | | | 1 |
| ORCHARD LABORATORIES | | | 1 | 100% | 1 |
| HARDIN HEALTH INC | | 1 | | | 1 |
| Kroger 894 - The Little Clinic NEC | | 1 | | | 1 |
| METRO HEALTH HOSPITAL LABORATORY | | 1 | | | 1 |
| NEMOURS CHILDREN HOSPITAL | | | 1 | 100% | 1 |
| QUICKCARE HEALTH, INC | | | 1 | 100% | 1 |
| Brookdale Southside | | | 1 | 100% | 1 |
| Longwood Community Living Center | | 1 | | | 1 |
| CVS MA1875POCT ASHLAND | | | 1 | 100% | 1 |
| BROOKDALE FORT MYERS LAKES PARK | | | 1 | 100% | 1 |
| SACRED HEART MEDICAL CENTER | | | 1 | 100% | 1 |
| ELKTON TRANSITIONAL CARE CENTER | | 1 | | | 1 |
| MEDONE URGENT CARE | | | 1 | 100% | 1 |
| BAPTIST MEDICAL PLAZA AT WESTCHESTER | | | 1 | 100% | 1 |
| NEW HORIZON PRIMARY CARE LLC | | | 1 | 100% | 1 |
| LAB PLUS, LLC | | | 1 | 100% | 1 |
| ADVENTHEALTH PHYSICIAN GROUP – APPLEWOOD | | | 1 | 100% | 1 |
| WEST PENSACOLA DIALYSIS CENTER | | | 1 | 100% | 1 |
| MID FLORIDA COMMUNITY SERVICES | | | 1 | 100% | 1 |
| MEDICAL CENTER AFFILIATES PALM SPRINGS | | | 1 | 100% | 1 |
| OHIOHEALTH URGENT CARE | | | 1 | 100% | 1 |
| bishop rehabilitation and nursing center | | 1 | | | 1 |
| DISCOVERY AT HOME, LLC | | | 1 | 100% | 1 |
| PATIENT FIRST-GENERAL BOOTH | | | 1 | 100% | 1 |
| Kroger 353 - The Little Clinic Harpers Point | | 1 | | | 1 |

COVID-19: testing by laboratory

Data through Mar 19, 2021 verified as of Mar 20, 2021 at 09:25 AM

Data in this report are provisional and subject to change.

The numbers in the table below represent the number of Florida and non-Florida residents for whom test results were received by the Department of Health. A person can be tested by more than one laboratory and can have both positive and negative results. **Therefore, the sum of the numbers in each column will be larger than the total number of people tested.**

| Reporting lab | Inconclusive | Negative | Positive | Percent positive | Total |
|---|--------------|----------|----------|------------------|-------|
| BAPTIST HEALTH PRIMARY CARE AT DORAL | | | 1 | 100% | 1 |
| Rio Grande City Nursing and Rehab Center | | | 1 | 100% | 1 |
| FAMILY AND INTERNAL MEDICINE ASSOCIATES | | 1 | | | 1 |
| MEDEX CLINIC LLC | | | 1 | 100% | 1 |
| ADVENTHEALTH DURAND | | | 1 | 100% | 1 |
| Dugan Memorial Home | | 1 | | | 1 |
| CORONA CONCIERGE, LLC | | 1 | | | 1 |
| NHC DICKSON | | 1 | | | 1 |
| LADY OF THE SEA HOSPITAL LAB | | | 1 | 100% | 1 |
| RIDGEFIELD PEDIATRIC ASSOCIATES | | 1 | | | 1 |
| UCH LAB | | | 1 | 100% | 1 |
| CAREWELL 203 | | | 1 | 100% | 1 |
| Oregon Veterans Home The Dalles | | 1 | | | 1 |
| DIGESTIVE DISEASE CARE PC | | 1 | | | 1 |
| MEADOWS PARK HEALTH AND REHABILITATION | | 1 | | | 1 |
| CHIPLEY DIALYSIS | | | 1 | 100% | 1 |
| HEART HOSPITAL OF LAFAYETTE: EMERGENCY ROOM | | | 1 | 100% | 1 |
| PM PEDIATRICS OF BAYSIDE PLLC - BELLER | | 1 | | | 1 |
| JOSEPH REINA PHARMACY INC DBA JRX PHAR | | 1 | | | 1 |
| CVS AZ3749POCT GOODYEAR | | 1 | | | 1 |
| LabCorp of America | | | 1 | 100% | 1 |
| PALATKA VA CBOC | | 1 | | | 1 |
| MEDICAL ASSOCIATES OF BREVARD LLC | | 1 | | | 1 |
| MARQUETTE GENERAL HOSPITAL | | | 1 | 100% | 1 |
| CVS AZ7855POCT TUCSON | | 1 | | | 1 |
| Kroger 519 - The Little Clinic Staples Mill Road | | 1 | | | 1 |
| Portsmouth Health and Rehab | | | 1 | 100% | 1 |
| LABORATORY SERVICES SGHS - CAMDEN | | 1 | | | 1 |
| ALLIANCE LABORATORY SERVICES | | | 1 | 100% | 1 |
| RURAL/METRO MIDSOUTH, | | 1 | | | 1 |
| CARESPOT - LEE VISTA | | | 1 | 100% | 1 |
| MEDEXPRESS URGENT CARE - LINDEN | | 1 | | | 1 |
| MEDEXPRESS URGENT CARE - NUTLEY | | 1 | | | 1 |
| TAMPA GENERAL MEDICAL GROUP LABORATORY HEALTHPARK | | | 1 | 100% | 1 |
| GENERATIONS CENTER OF SPENCER | | 1 | | | 1 |
| FOUNDCARE HEALTH | | | 1 | 100% | 1 |
| ST MARY'S OF SAGINAW | | 1 | | | 1 |
| BERKSHIRE MEDICAL CENTER | | | 1 | 100% | 1 |
| ATRIA TAMARAC | | | 1 | 100% | 1 |
| Erie VAMC | | 1 | | | 1 |
| ALLIED PHYSICIANS GROUP | | 1 | | | 1 |
| Victory Health and Rehabilitation | | | 1 | 100% | 1 |
| JUPITER MEDICAL CENTER INC | | | 1 | 100% | 1 |
| THE CENTER FOR DISCOVERY | | 1 | | | 1 |
| IRA FIALKO DO | | | 1 | 100% | 1 |
| Mary Anna Nursing Home | | 1 | | | 1 |
| Kroger 368 - The Little Clinic Frankfort West | | 1 | | | 1 |

COVID-19: testing by laboratory

Data through Mar 19, 2021 verified as of Mar 20, 2021 at 09:25 AM

Data in this report are provisional and subject to change.

The numbers in the table below represent the number of Florida and non-Florida residents for whom test results were received by the Department of Health. A person can be tested by more than one laboratory and can have both positive and negative results. **Therefore, the sum of the numbers in each column will be larger than the total number of people tested.**

| Reporting lab | Inconclusive | Negative | Positive | Percent positive | Total |
|--|--------------|----------|----------|------------------|-------|
| A G RHODES HOME AT WESLEY WOODS | | 1 | | | 1 |
| TANNER CLINIC | | | 1 | 100% | 1 |
| Alden North Shore | | | 1 | 100% | 1 |
| ADVENT HEALTH - OWASA | | | 1 | 100% | 1 |
| MEDEXPRESS URGENT CARE - RUSSELLVILLE, W MAIN ST | | 1 | | | 1 |
| CVS AZ7075POCT CHANDLER | | 1 | | | 1 |
| USC VERDUGO HILLS HOSPITAL | | | 1 | 100% | 1 |
| PALM BEACH DIGESTIVE ASSOCIATES | | | 1 | 100% | 1 |
| MDS PHARMA SERVICES | | 1 | | | 1 |
| MEDEXPRESS-DOVER | | 1 | | | 1 |
| SANTA CLARA VALLEY MEDICAL CENTER | | | 1 | 100% | 1 |
| PRIORITY CARE LLC | | | 1 | 100% | 1 |
| HALEYVILLE HEALTH CARE CENTER | | 1 | | | 1 |
| COMMUNITY MEDICAL CENTER-ORANGE CITY | | 1 | | | 1 |
| LOUIS STOKES CLEVELAND VA MEDICAL CENTER | | | 1 | 100% | 1 |
| NORTHWEST FLORIDA SPECIALTY PHYSICIANS LLC | | 1 | | | 1 |
| PINNACLE DIALYSIS | | 1 | | | 1 |
| ARCADIA DIALYSIS CENTER | | | 1 | 100% | 1 |
| NATIONAL INSTITUTES OF HEALTH CLINICAL CENTER | | | 1 | 100% | 1 |
| MERCY HEALTH | | | 1 | 100% | 1 |
| FOCUSED CARE AT ALLENBROOK | | 1 | | | 1 |
| Kroger 126 - The Little Clinic Cottonwood | | 1 | | | 1 |
| WALGREENS # 11165 | | 1 | | | 1 |
| BAYFRONT HEAL WOUND CARE AND HYPERBARIC CENTER | | | 1 | 100% | 1 |
| Ramsey Village | | 1 | | | 1 |
| PALM BREEZE DIALYSIS | | | 1 | 100% | 1 |
| WILLOWBROOKE COURT AT MATTHEWS GLEN | | 1 | | | 1 |
| Ash Flat Healthcare and Rehabilitation Center | | | 1 | 100% | 1 |
| PEACHEALTH LABORATORIES | | 1 | | | 1 |
| JUP Serology SubSection | | | 1 | 100% | 1 |
| TEVAPHARM | | | 1 | 100% | 1 |
| SUNCOAST PRIMARY CARE LLC | | | 1 | 100% | 1 |
| ANMED HEALTH MEDICAL CENTER | | | 1 | 100% | 1 |
| ATHENS LIMESTONE HOSPITAL | | 1 | | | 1 |
| EDGAR PRICE FAMILY & CHILDREN HEALTHCARE CENTER | | | 1 | 100% | 1 |
| ST. VINCENT HOSPITAL | | | 1 | 100% | 1 |
| BOCA GENERAL AND FAMILY MEDICINE | | 1 | | | 1 |
| Spring Gate Rehab and Healthcare Center | | 1 | | | 1 |
| PREMIER HEALTH CARE INC | | | 1 | 100% | 1 |
| PCG MOLECULAR | | | 1 | 100% | 1 |
| JP MORGAN CHASE HEALTH SERVICES | | | 1 | 100% | 1 |
| Sherwood Oaks Health Center | | | 1 | 100% | 1 |
| THE LITTLE CLINIC, LLC | | | 1 | 100% | 1 |
| COASTAL ER IX, PHYSICIANS PREMIER | | | 1 | 100% | 1 |
| ASSOCIATES MD MEDICAL GROUP INC | | | 1 | 100% | 1 |
| Kroger 670 - The Little Clinic Powell | | 1 | | | 1 |
| RIVERSIDE MEDICAL CENTER | | 1 | | | 1 |

COVID-19: testing by laboratory

Data through Mar 19, 2021 verified as of Mar 20, 2021 at 09:25 AM

Data in this report are provisional and subject to change.

The numbers in the table below represent the number of Florida and non-Florida residents for whom test results were received by the Department of Health. A person can be tested by more than one laboratory and can have both positive and negative results. **Therefore, the sum of the numbers in each column will be larger than the total number of people tested.**

| Reporting lab | Inconclusive | Negative | Positive | Percent positive | Total |
|--|--------------|----------|----------|------------------|-------|
| FLAGLER PROFESSIONAL HEALTH CARE SERVICES INC | | 1 | | | 1 |
| Heartland of Perrysburg | | 1 | | | 1 |
| DIVERSICARE OF BIG SPRINGS | | 1 | | | 1 |
| SANFORD LABORATORIES WATERTOWN | | | 1 | 100% | 1 |
| WOOD COUNTY HEALTH DEPARTMENT | | | 1 | 100% | 1 |
| UNIVERSITY OF SOUTH FLORIDA | | | 1 | 100% | 1 |
| CAN COMMUNITY HEALTH LLC | | 1 | | | 1 |
| DERMDX, DIV OF AURORA DIAGNOSTICS/BERNHARDT LAB | | 1 | | | 1 |
| BAYMEADOWS PEDIATRIC CARE | | 1 | | | 1 |
| MT SINA1 HOSPICE | | | 1 | 100% | 1 |
| PORTAGE MEDICAL CENTER | | | 1 | 100% | 1 |
| MERRILL GARDENS AT CHAMPIONSGATE | | | 1 | 100% | 1 |
| CVS / PHARMACY #10794 | | | 1 | 100% | 1 |
| TITUS REGIONAL MEDICAL CENTER | | | 1 | 100% | 1 |
| WESTCOAST FAMILY PRACTICE | | 1 | | | 1 |
| Kingston of Miamisburg | | 1 | | | 1 |
| THE MEDICAL CENTER AT BOWLING GREEN | | | 1 | 100% | 1 |
| KENT | | 1 | | | 1 |
| HEALTHCARE AND REHAB OF SANFORD | | | 1 | 100% | 1 |
| CVS MA507POCT LEOMINSTER | | | 1 | 100% | 1 |
| NEMOURS CHILDRENS PRIMARY CARE CLERMONT | | | 1 | 100% | 1 |
| RICHMOND MEDICAL CENTER FOR WOMEN | | 1 | | | 1 |
| LABTECH DIAGNOSTICS | | | 1 | 100% | 1 |
| UNIVERSITY OF VERMONT MEDICAL CENTER | | | 1 | 100% | 1 |
| RENOWN REGIONAL MEDICAL CENTER | | | 1 | 100% | 1 |
| CVS NE2741POCT LA VISTA | | 1 | | | 1 |
| Mason Health and Rehab | | 1 | | | 1 |
| INDIAN RIDGE | | 1 | | | 1 |
| 2504-HOMEWOOD | | 1 | | | 1 |
| Salem Hills Rehabilitation and Nursing Center | | 1 | | | 1 |
| ST ANTHONY'S PINELLAS CARE CLINIC | | | 1 | 100% | 1 |
| NEW YORK UNIVERSITY MEDICAL CENTER | | | 1 | 100% | 1 |
| CENTRAL CAROLINA HOSPITAL | | | 1 | 100% | 1 |
| CDR MAGUIRE - STUART MISSION | | | 1 | 100% | 1 |
| MINNESOTA HERITAGE HOUSE | | 1 | | | 1 |
| ADVENTHEALTH MEDICAL GROUP OBSTETRICS AND | | | 1 | 100% | 1 |
| Kroger 395 - The Little Clinic Blanchester | | 1 | | | 1 |
| WVU MEDICINE - WESTON | | | 1 | 100% | 1 |
| LRHS Pablo Urgent Care | | 1 | | | 1 |
| BAYLOR SCOTT AND WHITE MEDICAL CENTER -CENTENTENNIAL | | | 1 | 100% | 1 |
| SYNERGENE LABORATORY | | | 1 | 100% | 1 |
| MIDWEST COVENANT HOME, INC | | 1 | | | 1 |
| NEW ERA COMMUNITY HEALTH CENTER LLC | | 1 | | | 1 |
| KISSIMMEE HOME TRAINING | | 1 | | | 1 |
| Sage Bluff Health & Rehabilitation Center | | 1 | | | 1 |
| MEDEXPRESS URGENT CARE - CABOT | | | 1 | 100% | 1 |
| VA OPTOMETRY CLINIC | | | 1 | 100% | 1 |

COVID-19: testing by laboratory

Data through Mar 19, 2021 verified as of Mar 20, 2021 at 09:25 AM

Data in this report are provisional and subject to change.

The numbers in the table below represent the number of Florida and non-Florida residents for whom test results were received by the Department of Health. A person can be tested by more than one laboratory and can have both positive and negative results. **Therefore, the sum of the numbers in each column will be larger than the total number of people tested.**

| Reporting lab | Inconclusive | Negative | Positive | Percent positive | Total |
|--|--------------|----------|----------|------------------|-------|
| Kroger 444 - The Little Clinic Dent | | 1 | | | 1 |
| CACERES SPECIALIZED GYNECOLOGY | | 1 | | | 1 |
| THE HEART HOSPITAL BAYLOR PLANO | | | 1 | 100% | 1 |
| Quince Nursing and Rehabilitation Center | | 1 | | | 1 |
| UHS BINGHAMTON GENERAL | | | 1 | 100% | 1 |
| VIP FAMILY PRACTICE | | | 1 | 100% | 1 |
| Florence Nursing and Rehabilitation Center | | 1 | | | 1 |
| Sanford Health & Rehabilitation | | | 1 | 100% | 1 |
| CVS MA915POCT BEVERLY | | | 1 | 100% | 1 |
| 441 URGENT CARE CENTER - BROWNWOOD | | | 1 | 100% | 1 |
| APEX HOME HEALTHCARE | | | 1 | 100% | 1 |
| Falmouth By The Sea | | | 1 | 100% | 1 |
| NFRC CLINICAL LAB | | | 1 | 100% | 1 |
| ANDERSON REGIONAL MEDICAL CENTER | | | 1 | 100% | 1 |
| TERRELL URGENT CARE | | | 1 | 100% | 1 |
| UW MEDICINE CHU LAB | | | 1 | 100% | 1 |
| ASSISTED LIVING AT TREZEVANT | | 1 | | | 1 |
| BROOKSHIRE, THE | | | 1 | 100% | 1 |
| UPSON REGIONAL MEDICAL CENTER | | | 1 | 100% | 1 |
| YOUR HEALTH PEDIATRICS | | | 1 | 100% | 1 |
| WATERBURY HOSPITAL REFERENCE LAB | | | 1 | 100% | 1 |
| Signature Healthcare of Fort Wayne | | 1 | | | 1 |
| Kroger 838 - The Little Clinic Fairborn | | 1 | | | 1 |
| URGENT CARE OF KANSAS CITY | | | 1 | 100% | 1 |
| LP ELIZABETHTON | | 1 | | | 1 |
| Sharon Care Center | | | 1 | 100% | 1 |
| MEDEXPRESS URGENT CARE-MEADVILLE | | | 1 | 100% | 1 |
| Community Compassion Center of Batesville | | | 1 | 100% | 1 |
| JACKSBORO URGENT CARE | | | 1 | 100% | 1 |
| MID FLORIDA BIOLOGICALS | | | 1 | 100% | 1 |
| PREMIER FAMILY AND SPORTS MEDICINE LLC | | | 1 | 100% | 1 |
| MAYO CLINICAL LABORATORIES | | 1 | | | 1 |
| CVS HEALTH, #5962 | | 1 | | | 1 |
| Hawthorne House | | 1 | | | 1 |
| CAROLINAS HEALTHCARE SYSTEM LAB | | | 1 | 100% | 1 |
| PROMUS DIAGNOSTICS, LLC | | | 1 | 100% | 1 |
| Mountain View Manor | | | 1 | 100% | 1 |
| Holly Hill Healthcare Center | | | 1 | 100% | 1 |
| EAST FL CORE LAB | | | 1 | 100% | 1 |
| TMH CANCER CENTER LABORATORY | | | 1 | 100% | 1 |
| Arbor Springs Health and Rehab | | 1 | | | 1 |
| GARDENS AT MAPLEWOOD | | | 1 | 100% | 1 |
| PELICAN STATE OUTPATIENT CENTER | | | 1 | 100% | 1 |
| LP Marietta II, LLC | | 1 | | | 1 |
| SUMMIT DETOX INC | | | 1 | 100% | 1 |
| DIGNITY HEALTH GOHEALTH | | 1 | | | 1 |
| SHP WESTCHESTER LLC | | 1 | | | 1 |

COVID-19: testing by laboratory

Data through Mar 19, 2021 verified as of Mar 20, 2021 at 09:25 AM

Data in this report are provisional and subject to change.

The numbers in the table below represent the number of Florida and non-Florida residents for whom test results were received by the Department of Health. A person can be tested by more than one laboratory and can have both positive and negative results. **Therefore, the sum of the numbers in each column will be larger than the total number of people tested.**

| Reporting lab | Inconclusive | Negative | Positive | Percent positive | Total |
|---|--------------|----------|----------|------------------|-------|
| VIRGINIA UROLOGY | | 1 | | | 1 |
| BEST CARE COMMUNITY AND FAMILY HEALTH CENTER INC | | | 1 | 100% | 1 |
| MEMORIAL HOSPITAL OF TAMPA | | | 1 | 100% | 1 |
| RED BUG LAKE ROAD OVIEDO COVID | | | 1 | 100% | 1 |
| JACK M MATHENY II MD | | | 1 | 100% | 1 |
| MID-FLORIDA CANCER CENTERS | | 1 | | | 1 |
| CITRONELLE HEALTH AND REHABILITATION CENTER | | 1 | | | 1 |
| WEST CARVER MEDICAL ASSOCIATES | | 1 | | | 1 |
| HEALTHPARTNERS HUDSON CLINIC | | | 1 | 100% | 1 |
| STEWART MEDICAL GROUP INC | | | 1 | 100% | 1 |
| STONECREST MEDICAL CENTER | | 1 | | | 1 |
| PUBLIX PHARMACY # 1236 | | | 1 | 100% | 1 |
| Acts Manor House | | 1 | | | 1 |
| REGIONAL MEDICAL LABORATORY | | | 1 | 100% | 1 |
| COLONIAL VILLA GOOD SAMARITAN CENTER | | 1 | | | 1 |
| Carington Park | | | 1 | 100% | 1 |
| TCPA CLINICAL LABORATORIES | | | 1 | 100% | 1 |
| Wexner Heritage House | | | 1 | 100% | 1 |
| MEMORIAL HOSPITAL - BELLEVILLE | | | 1 | 100% | 1 |
| JOSHUA E CHESIR MD | | 1 | | | 1 |
| CVS AZ69POCT PEORIA | | 1 | | | 1 |
| ADAMS COUNTY HEALTH DEPARTMENT | | | 1 | 100% | 1 |
| NORTH RIVER FAMILY HEALTH CENTER | | | 1 | 100% | 1 |
| ROYAL OAK MEDICAL CENTER LLC DBA CHARACTER FAMILY | | | 1 | 100% | 1 |
| SOMA MEDICAL CENTER PA #2 | | | 1 | 100% | 1 |
| INTERNAL MEDICINE GROUP OF CENTRAL FLORIDA | | | 1 | 100% | 1 |
| UABC | | | 1 | 100% | 1 |
| BLAKE AT PENSACOLA OPERATION CO, LLC, THE | | | 1 | 100% | 1 |
| DSI LABORATORIES-NAPLES-7TH | | | 1 | 100% | 1 |
| SANTA ROSA PEDIATRICS | | | 1 | 100% | 1 |
| 777 URGENT CARE | | | 1 | 100% | 1 |
| WEST VIRGINIA UNIVERSITY HOSPITALS | | | 1 | 100% | 1 |
| MCH PHYSICIANS GROUP | | | 1 | 100% | 1 |
| MEDEXPRESS URGENT CARE, MOSSIDE | | 1 | | | 1 |
| Valley Center (WV) | | | 1 | 100% | 1 |
| VA COMMUNITY BASED CLINIC - LAKE CITY | | | 1 | 100% | 1 |
| CLEMENT MANOR HEALTH CENTER | | 1 | | | 1 |
| INFECTION CONTROL DEPT | | | 1 | 100% | 1 |
| PRIMARY AND URGENT CARE | | | 1 | 100% | 1 |
| RCP OF MEMORIAL WEST | | | 1 | 100% | 1 |
| CSL PLASMA LAB | | | 1 | 100% | 1 |
| ST GERARD'S COMMUNITY OF CARE | | 1 | | | 1 |
| MEMORIAL HERMANN KATY HOSPITAL | | | 1 | 100% | 1 |
| Grangeville Health and Rehab | | 1 | | | 1 |
| UNIVERSITY OF IOWA HOSPITALS & CLINICS | | | 1 | 100% | 1 |
| Kroger 683 - The Little Clinic Foothills Plaza | | 1 | | | 1 |
| SPARTANBURG REGIONAL MEDICAL CENTER | | | 1 | 100% | 1 |

COVID-19: testing by laboratory

Data through Mar 19, 2021 verified as of Mar 20, 2021 at 09:25 AM

Data in this report are provisional and subject to change.

The numbers in the table below represent the number of Florida and non-Florida residents for whom test results were received by the Department of Health. A person can be tested by more than one laboratory and can have both positive and negative results. **Therefore, the sum of the numbers in each column will be larger than the total number of people tested.**

| Reporting lab | Inconclusive | Negative | Positive | Percent positive | Total |
|---|--------------|------------|-----------|------------------|------------|
| PRIMARY CARE & PEDIATRICS - SHEPHERSTOWN | | 1 | | | 1 |
| MANHATTAN EYE EAR AND THROAT HOSPITAL | | 1 | | | 1 |
| GRAND VIEW HOSPITAL | | | 1 | 100% | 1 |
| Port Orange Nursing And Rehab Center | | | 1 | 100% | 1 |
| WALGREENS #01398 | | | 1 | 100% | 1 |
| Oakland Nursing and Rehabilitation Center | | 1 | | | 1 |
| OMC PRIMARY CARE - HOSPITAL CAMPUS | | | 1 | 100% | 1 |
| TEXAS HEALTH ARLINGTON MEMORIAL | | 1 | | | 1 |
| PERRY COUNTY NURSING HOME | | 1 | | | 1 |
| ULTIMATE KIDNEY CARE | | | 1 | 100% | 1 |
| INHEALTH LIFE SCIENCES LLC | | | 1 | 100% | 1 |
| PLEASANT RIDGE MANOR WEST | | 1 | | | 1 |
| FALKVILLE HEALTHCARE | | 1 | | | 1 |
| BETHESDA HOSPITAL | | | 1 | 100% | 1 |
| TEXAS HEALTH ARLINGTON MEMORIAL HOSPITAL | | | 1 | 100% | 1 |
| OMAHA VA MEDICAL CENTER | | | 1 | 100% | 1 |
| PEDRO MENENDEZ HEALTH CENTER AT ST JOHNS | | | 1 | 100% | 1 |
| Belvoir Woods Health Care Center at The Fairfax | | 1 | | | 1 |
| VA Ann Arbor HCS | | 1 | | | 1 |
| Douglas County Health Center | | 1 | | | 1 |
| HEALTHCARE FOR THE HOMELESS | | | 1 | 100% | 1 |
| CVS AZ10529POCT SCOTTSDALE | | 1 | | | 1 |
| Heartland Health Care Center Jacksonville | | | 1 | 100% | 1 |
| KIDSVILLE PEDIATRICS III PA | | | 1 | 100% | 1 |
| PUBLIX PHARMACY #1114 | | | 1 | 100% | 1 |
| EVEXIA DIAGNOSTICS | | | 1 | 100% | 1 |
| KNAPP MEDICAL GROUP | | | 1 | 100% | 1 |
| RANDOLPH COUNTY HEALTH & REHABILITATIO | | 1 | | | 1 |
| Total | 95,838 | 17,573,312 | 2,583,251 | 13% | 20,252,401 |