

COVID-19: summary of cases and monitoring

Data through Mar 20, 2021 verified as of Mar 21, 2021 at 09:25 AM

Data in this report are provisional and subject to change.

Cases: people with positive PCR or antigen test result	
Total cases	2,008,349
Florida residents	1,971,271
Non-Florida residents	37,078
Type of testing	
Florida residents	1,971,271
Positive by BPHL/CDC	72,538
Positive by commercial/hospital lab	1,898,733
PCR positive	1,594,197
Antigen positive	377,074
Non-Florida residents	37,078
Positive by BPHL/CDC	885
Positive by commercial/hospital lab	36,193
PCR positive	25,513
Antigen positive	11,565
Characteristics	
Florida residents hospitalized	83,446
Florida resident deaths	32,742
Non-Florida resident deaths	627
Hospitalized counts include anyone who was hospitalized at some point during their illness. It does not reflect the number of people currently hospitalized.	
More information on deaths identified through death certificate data is available on the National Center for Health Statistics website at www.cdc.gov/nchs/nvss/vsrr/COVID19/index.htm .	

Cases: people with positive PCR or antigen test result	
Risk factors for Florida residents	
Traveled	15,631
Contact with a known case	772,229
Traveled and contact with a known case	21,270
Neither	1,162,141
No travel and no contact	232,377
Travel is unknown	668,767
Contact is unknown	435,614
Contact is pending	428,833
Travel can be unknown and contact can be unknown or pending for the same case, these numbers will sum to more than the "neither" total.	

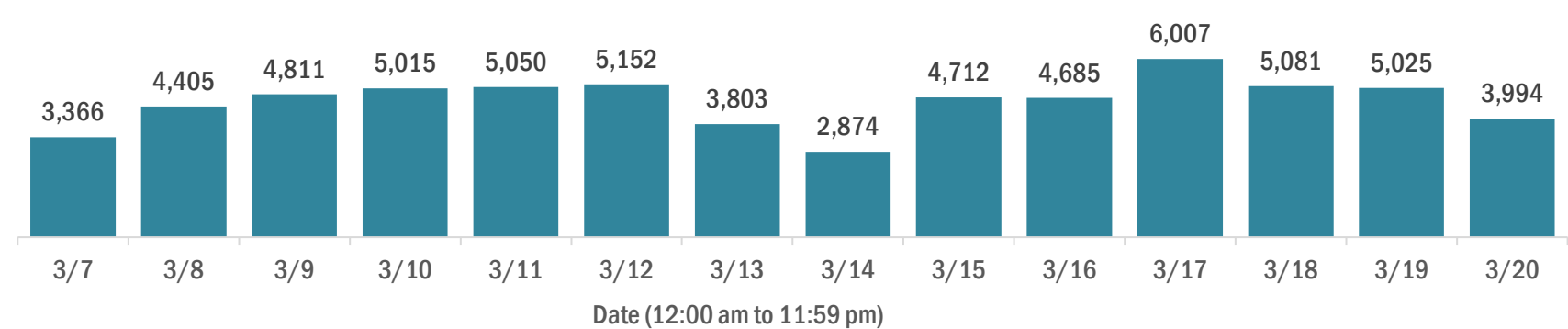
COVID-19: summary of laboratory testing

Data through Mar 20, 2021 verified as of Mar 21, 2021 at 09:25 AM

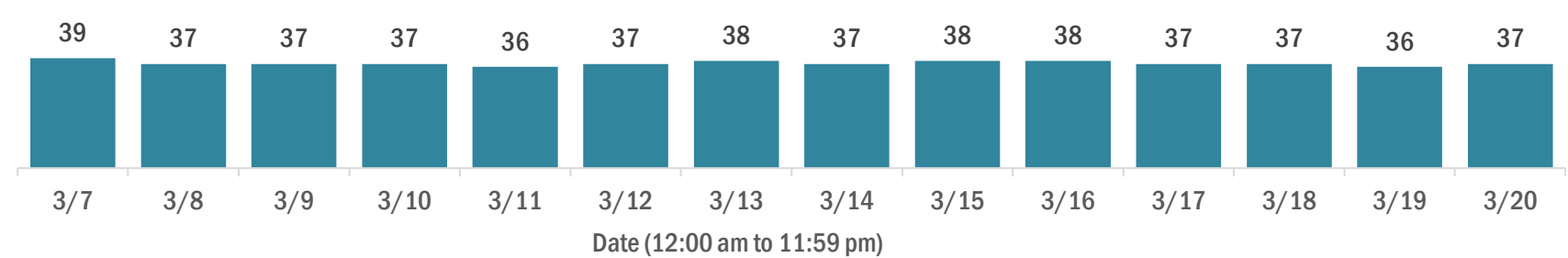
Data in this report are provisional and subject to change.

Cases in Florida residents per day for the past 2 weeks

Number of cases per day



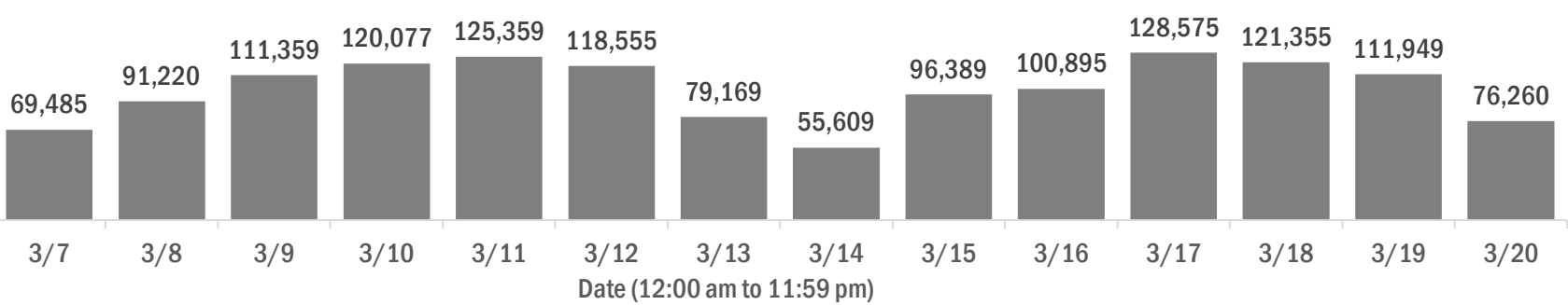
Median age of cases by day



Laboratory testing for Florida residents over the past 2 weeks

Number of Florida residents tested per day

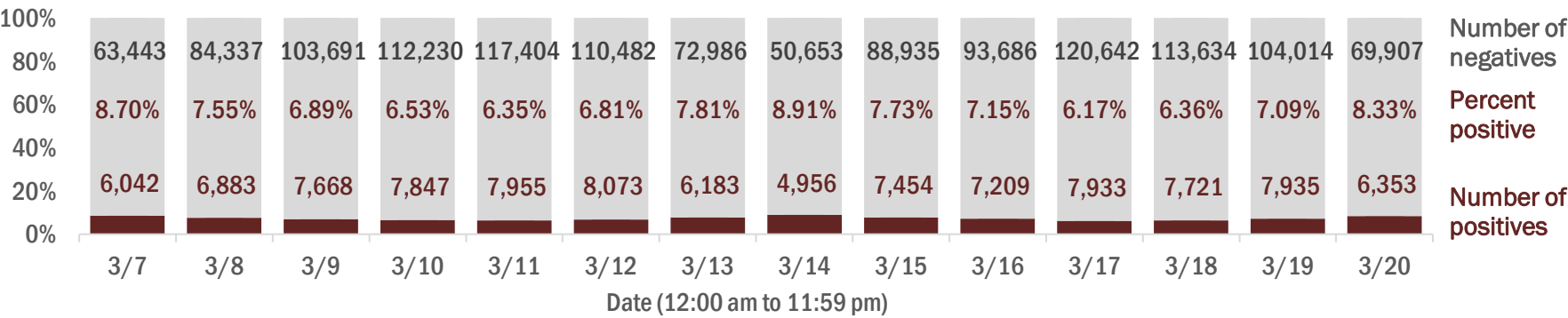
These counts include the number of people for whom the Department received PCR or antigen laboratory results by day. People tested on multiple days will be included for each day a new result was received. A person is only counted once for each day they are tested, regardless of whether multiple specimens are tested or multiple results are received.



Number and percent of Florida residents with positive test results

The percent of positive results ranged from 6.17% to 8.91% over the past 2 weeks and was 8.33% yesterday.

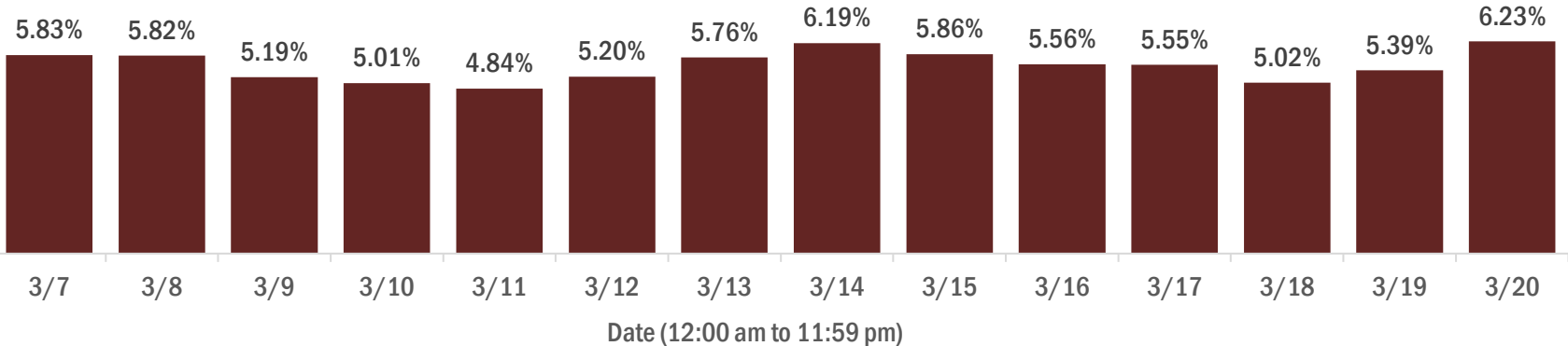
These counts include the number of people for whom the Department received PCR or antigen laboratory results by day. People tested on multiple days will be included for each day a new result was received. A person is only counted once for each day they are tested, regardless of whether multiple specimens are tested or multiple results are received. If a person has a positive specimen and a negative specimen in the same day, only the positive result is counted.



Percent positivity for new cases in Florida residents

The percent of positive results ranged from 4.84% to 6.23% over the past 2 weeks and was 6.23% yesterday.

This percent is the number of people who test PCR- or antigen-positive for the first time divided by all the people tested that day, excluding people who have previously tested positive.



COVID-19: characteristics of 1,971,271 Florida resident cases

Data through Mar 20, 2021 verified as of Mar 21, 2021 at 09:25 AM

Data in this report are provisional and subject to change.

Age group	Cases		Hospitalizations		Deaths	
0-4 years	39,718	<div></div> 2%	549	<div></div> 1%	1	<div></div> 0%
5-14 years	123,986	<div></div> 6%	532	<div></div> 1%	5	<div></div> 0%
15-24 years	303,456	<div></div> 15%	2,076	<div></div> 2%	40	<div></div> 0%
25-34 years	342,510	<div></div> 17%	4,071	<div></div> 5%	175	<div></div> 1%
35-44 years	305,381	<div></div> 15%	6,084	<div></div> 7%	495	<div></div> 2%
45-54 years	300,183	<div></div> 15%	9,406	<div></div> 11%	1,246	<div></div> 4%
55-64 years	260,125	<div></div> 13%	14,168	<div></div> 17%	3,505	<div></div> 11%
65-74 years	162,479	<div></div> 8%	17,421	<div></div> 21%	6,949	<div></div> 21%
75-84 years	89,876	<div></div> 5%	17,424	<div></div> 21%	9,973	<div></div> 30%
85+ years	42,282	<div></div> 2%	11,706	<div></div> 14%	10,353	<div></div> 32%
Unknown	1,275	<div></div> 0%	9	<div></div> 0%	0	<div></div> 0%
Total	1,971,271		83,446		32,742	

Gender	Cases	
Female	1,030,706	<div></div> 52%
Male	925,897	<div></div> 47%
Unknown	14,668	<div></div> 1%
Total	1,971,271	

Ethnicity	Cases		Hospitalizations		Deaths	
Hispanic	631,017	<div></div> 32%	21,206	<div></div> 25%	7,610	<div></div> 23%
Non-Hispanic	952,388	<div></div> 48%	58,262	<div></div> 70%	22,959	<div></div> 70%
Unknown	387,866	<div></div> 20%	3,978	<div></div> 5%	2,173	<div></div> 7%
Total	1,971,271		83,446		32,742	

Race and ethnicity	Cases		Hospitalizations		Deaths	
White	1,112,078	<div></div> 56%	54,556	<div></div> 65%	23,972	<div></div> 73%
Hispanic	421,673	<div></div> 21%	15,135	<div></div> 18%	6,076	<div></div> 19%
Non-Hispanic	607,699	<div></div> 31%	37,764	<div></div> 45%	16,800	<div></div> 51%
Unknown	82,706	<div></div> 4%	1,657	<div></div> 2%	1,096	<div></div> 3%
Black	260,299	<div></div> 13%	17,346	<div></div> 21%	5,200	<div></div> 16%
Hispanic	15,237	<div></div> 1%	734	<div></div> 1%	217	<div></div> 1%
Non-Hispanic	223,844	<div></div> 11%	16,259	<div></div> 19%	4,802	<div></div> 15%
Unknown	21,218	<div></div> 1%	353	<div></div> 0%	181	<div></div> 1%
Other race	298,115	<div></div> 15%	9,253	<div></div> 11%	2,613	<div></div> 8%
Hispanic	150,232	<div></div> 8%	4,853	<div></div> 6%	1,146	<div></div> 4%
Non-Hispanic	101,836	<div></div> 5%	3,975	<div></div> 5%	1,246	<div></div> 4%
Unknown	46,047	<div></div> 2%	425	<div></div> 1%	221	<div></div> 1%
Unknown race	300,779	<div></div> 15%	2,291	<div></div> 3%	957	<div></div> 3%
Hispanic	43,875	<div></div> 2%	484	<div></div> 1%	171	<div></div> 1%
Non-Hispanic	19,009	<div></div> 1%	264	<div></div> 0%	111	<div></div> 0%
Unknown	237,895	<div></div> 12%	1,543	<div></div> 2%	675	<div></div> 2%
Total	1,971,271		83,446		32,742	

Hospitalization counts include anyone who was hospitalized at some point during their illness. It does not reflect the number of people currently hospitalized. **Other race** includes any person with a race of American Indian/Alaskan native, Asian, native Hawaiian/Pacific Islander, or other.

COVID-19: deaths in Florida residents and staff of long-term care facilities

Data through Mar 20, 2021 verified as of Mar 21, 2021 at 09:25 AM

Data in this report are provisional and subject to change.

For current cases in residents or staff of long-term care facilities, please visit: <https://floridahealthcovid19.gov/>

County	Deaths		County	Deaths		County	Deaths	
Palm Beach	1048	<div></div> 10%	Okaloosa	160	<div></div> 1%	Gilchrist	19	<div></div> 0%
Dade	996	<div></div> 9%	Hernando	156	<div></div> 1%	Calhoun	17	<div></div> 0%
Pinellas	882	<div></div> 8%	Osceola	140	<div></div> 1%	Gulf	17	<div></div> 0%
Broward	656	<div></div> 6%	Charlotte	133	<div></div> 1%	Flagler	16	<div></div> 0%
Hillsborough	557	<div></div> 5%	Clay	119	<div></div> 1%	Wakulla	16	<div></div> 0%
Duval	416	<div></div> 4%	Indian River	116	<div></div> 1%	Bradford	14	<div></div> 0%
Polk	414	<div></div> 4%	Leon	95	<div></div> 1%	Gadsden	14	<div></div> 0%
Brevard	392	<div></div> 4%	Bay	89	<div></div> 1%	Washington	13	<div></div> 0%
Sarasota	391	<div></div> 4%	Jackson	88	<div></div> 1%	Baker	12	<div></div> 0%
Orange	387	<div></div> 4%	St. Johns	86	<div></div> 1%	Holmes	10	<div></div> 0%
Lee	338	<div></div> 3%	Highlands	83	<div></div> 1%	Jefferson	10	<div></div> 0%
Marion	320	<div></div> 3%	Santa Rosa	80	<div></div> 1%	Franklin	9	<div></div> 0%
Volusia	285	<div></div> 3%	Alachua	75	<div></div> 1%	Lafayette	8	<div></div> 0%
Escambia	277	<div></div> 3%	Suwannee	59	<div></div> 1%	Levy	7	<div></div> 0%
St. Lucie	236	<div></div> 2%	Columbia	51	<div></div> 0%	Desoto	6	<div></div> 0%
Seminole	227	<div></div> 2%	Sumter	45	<div></div> 0%	Monroe	5	<div></div> 0%
Lake	223	<div></div> 2%	Putnam	39	<div></div> 0%	Dixie	4	<div></div> 0%
Pasco	219	<div></div> 2%	Nassau	35	<div></div> 0%	Taylor	3	<div></div> 0%
Collier	191	<div></div> 2%	Hendry	29	<div></div> 0%	Hardee	2	<div></div> 0%
Manatee	191	<div></div> 2%	Walton	28	<div></div> 0%	Hamilton	1	<div></div> 0%
Citrus	176	<div></div> 2%	Okeechobee	24	<div></div> 0%	Liberty	1	<div></div> 0%
Martin	164	<div></div> 1%	Madison	20	<div></div> 0%	Total	10,940	

Note: cases are summarized by the county of usual residence. Residents and staff may be cases associated with facilities that are not in their county of usual residence, resulting in cases being included below for counties that do not have facilities with known cases.

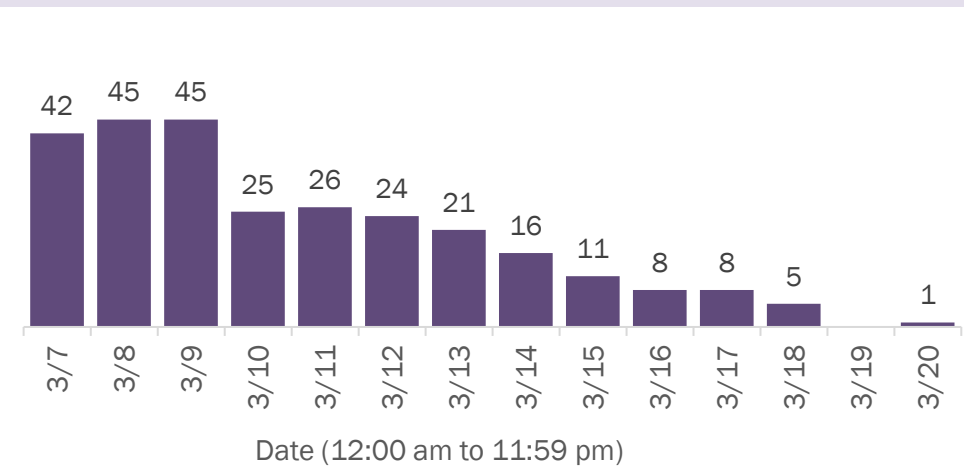
COVID-19: cases in Florida residents who have died

Data through Mar 20, 2021 verified as of Mar 21, 2021 at 09:25 AM

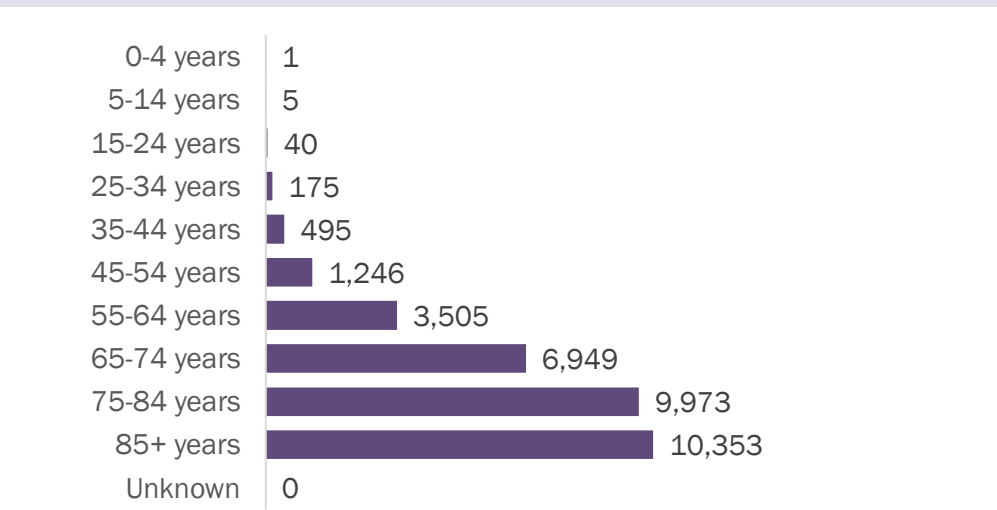
Data in this report are provisional and subject to change.

Demographics for all identified COVID-19 deaths: 32,742

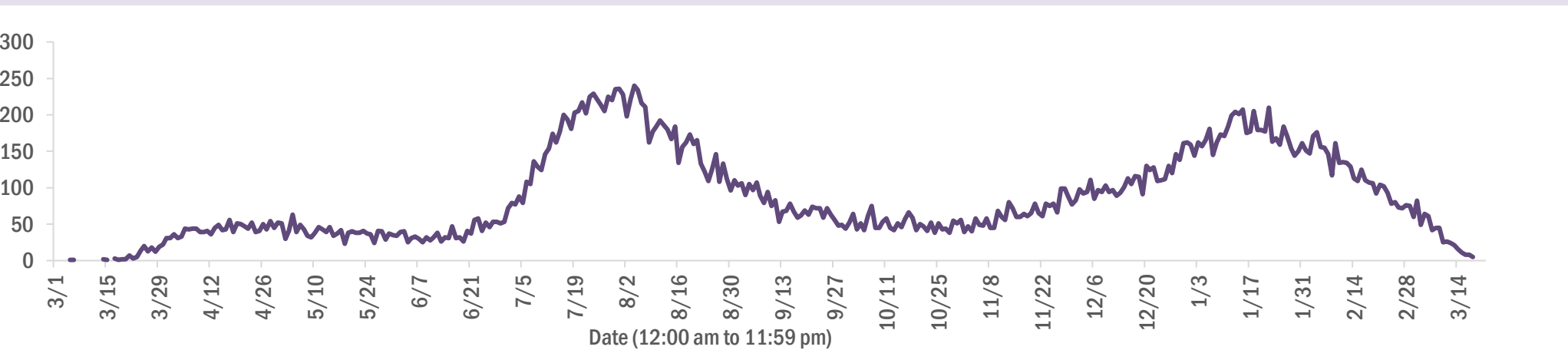
Deaths by date of death for the past 2 weeks



Deaths by age group



Deaths by date of death since March 2020



Age group	Deaths	Cases	Case fatality rate	Mortality rate per 100,000 population
0-4 years	1	39,718	0.0%	0.1
5-14 years	5	123,986	0.0%	0.2
15-24 years	40	303,456	0.0%	1.6
25-34 years	175	342,510	0.1%	6.2
35-44 years	495	305,381	0.2%	19.0
45-54 years	1,246	300,183	0.4%	44.7
55-64 years	3,505	260,125	1.3%	121.2
65-74 years	6,949	162,479	4.3%	286.3
75-84 years	9,973	89,876	11.1%	710.2
85+ years	10,353	42,282	24.5%	1792.6
Unknown	0	1,275	0.0%	
Total	32,742	1,971,271	1.7%	151.6

Race	Deaths	Cases	Case fatality rate	Mortality rate per 100,000 population
White	23,972	1,112,078	2.2%	143.6
Black	5,200	260,299	2.0%	142.2
Other	2,613	298,115	0.9%	210.0
Unknown	957	300,779	0.3%	
Total	32,742	1,971,271	1.7%	151.6

Gender	Deaths	Cases	Case fatality rate	Mortality rate per 100,000 population
Female	14,370	1,030,706	1.4%	130.2
Male	18,372	925,897	2.0%	174.0
Unknown	0	14,668	0.0%	
Total	32,742	1,971,271	1.7%	151.6

Ethnicity	Deaths	Cases	Case fatality rate	Mortality rate per 100,000 population
Hispanic	7,610	631,017	1.2%	134.0
Non-Hispanic	22,959	952,388	2.4%	144.2
Unknown	2,173	387,866	0.6%	
Total	32,742	1,971,271	1.7%	151.6

COVID-19: characteristics of 1,971,271 cases

Data through Mar 20, 2021 verified as of Mar 21, 2021 at 09:25 AM

Data in this report are provisional and subject to change.

Tables below include cases in Florida residents and non-Florida residents.

All 67 Florida counties have cases:

County	FL resident cases		Non-FL resident cases	Total cases	FL resident deaths	FL death rate
Dade	429,004	<div></div> 22%	5,348	434,352	5,725	1.3%
Broward	205,687	<div></div> 10%	2,409	208,096	2,595	1.3%
Palm Beach	125,921	<div></div> 6%	2,233	128,154	2,596	2.1%
Orange	118,486	<div></div> 6%	1,697	120,183	1,161	1.0%
Hillsborough	117,074	<div></div> 6%	987	118,061	1,578	1.3%
Duval	89,959	<div></div> 5%	1,491	91,450	1,275	1.4%
Pinellas	68,533	<div></div> 3%	1,718	70,251	1,524	2.2%
Lee	58,864	<div></div> 3%	2,050	60,914	906	1.5%
Polk	59,345	<div></div> 3%	422	59,767	1,218	2.1%
Osceola	38,022	<div></div> 2%	639	38,661	473	1.2%
Volusia	36,097	<div></div> 2%	612	36,709	697	1.9%
Brevard	35,595	<div></div> 2%	630	36,225	789	2.2%
Pasco	35,024	<div></div> 2%	312	35,336	681	1.9%
Escambia	30,980	<div></div> 2%	3,578	34,558	657	2.1%
Manatee	33,070	<div></div> 2%	762	33,832	630	1.9%
Collier	30,572	<div></div> 2%	1,164	31,736	490	1.6%
Leon	29,112	<div></div> 1%	870	29,982	298	1.0%
Seminole	28,779	<div></div> 1%	218	28,997	449	1.6%
Marion	28,493	<div></div> 1%	139	28,632	905	3.2%
Sarasota	27,105	<div></div> 1%	1,350	28,455	776	2.9%
Lake	25,562	<div></div> 1%	416	25,978	594	2.3%
St. Lucie	23,281	<div></div> 1%	168	23,449	569	2.4%
Alachua	22,753	<div></div> 1%	262	23,015	252	1.1%
St. Johns	20,484	<div></div> 1%	290	20,774	200	1.0%
Okaloosa	19,390	<div></div> 1%	209	19,599	344	1.8%
Bay	18,669	<div></div> 1%	742	19,411	368	2.0%
Santa Rosa	17,359	<div></div> 1%	220	17,579	276	1.6%
Clay	17,101	<div></div> 1%	45	17,146	325	1.9%
Hernando	11,961	<div></div> 1%	91	12,052	435	3.6%
Indian River	11,403	<div></div> 1%	96	11,499	276	2.4%
Charlotte	11,009	<div></div> 1%	178	11,187	389	3.5%
Martin	10,933	<div></div> 1%	199	11,132	299	2.7%
Citrus	10,071	<div></div> 1%	85	10,156	420	4.2%
Sumter	8,405	<div></div> 0%	96	8,501	243	2.9%
Nassau	7,487	<div></div> 0%	430	7,917	118	1.6%

County	FL resident cases		Non-FL resident cases	Total cases	FL resident deaths	FL death rate
Columbia	7,734	<div></div> 0%	37	7,771	162	2.1%
Highlands	7,427	<div></div> 0%	83	7,510	313	4.2%
Walton	6,483	<div></div> 0%	766	7,249	81	1.2%
Flagler	6,355	<div></div> 0%	79	6,434	93	1.5%
Monroe	5,886	<div></div> 0%	342	6,228	48	0.8%
Jackson	5,957	<div></div> 0%	64	6,021	154	2.6%
Putnam	5,947	<div></div> 0%	19	5,966	133	2.2%
Gadsden	5,507	<div></div> 0%	16	5,523	92	1.7%
Suwannee	5,169	<div></div> 0%	28	5,197	135	2.6%
Hendry	4,408	<div></div> 0%	17	4,425	77	1.7%
Desoto	3,965	<div></div> 0%	19	3,984	79	2.0%
Okeechobee	3,619	<div></div> 0%	48	3,667	83	2.3%
Unknown	368	<div></div> 0%	3,141	3,509	0	0.0%
Baker	3,320	<div></div> 0%	15	3,335	59	1.8%
Wakulla	3,211	<div></div> 0%	12	3,223	53	1.7%
Levy	3,024	<div></div> 0%	13	3,037	43	1.4%
Bradford	2,889	<div></div> 0%	13	2,902	54	1.9%
Hardee	2,859	<div></div> 0%	14	2,873	37	1.3%
Taylor	2,683	<div></div> 0%	6	2,689	44	1.6%
Washington	2,630	<div></div> 0%	20	2,650	48	1.8%
Holmes	2,176	<div></div> 0%	31	2,207	45	2.1%
Madison	2,003	<div></div> 0%	26	2,029	43	2.1%
Gulf	1,874	<div></div> 0%	23	1,897	41	2.2%
Union	1,764	<div></div> 0%	1	1,765	70	4.0%
Calhoun	1,644	<div></div> 0%	3	1,647	42	2.6%
Lafayette	1,604	<div></div> 0%	0	1,604	25	1.6%
Hamilton	1,562	<div></div> 0%	19	1,581	23	1.5%
Dixie	1,534	<div></div> 0%	3	1,537	22	1.4%
Gilchrist	1,460	<div></div> 0%	4	1,464	37	2.5%
Jefferson	1,394	<div></div> 0%	22	1,416	24	1.7%
Franklin	1,260	<div></div> 0%	33	1,293	16	1.3%
Liberty	1,050	<div></div> 0%	1	1,051	16	1.5%
Glades	915	<div></div> 0%	4	919	19	2.1%
Total	1,971,271		37,078	2,008,349	32,742	1.7%

COVID-19: characteristics of 1,971,271 Florida resident cases

Data through Mar 20, 2021 verified as of Mar 21, 2021 at 09:25 AM

Data in this report are provisional and subject to change.

The table below includes the cities and counties of residence for cases in Florida residents based on the patient's ZIP Code. Note that city is not always received as part of the initial notification and may be missing while the case is being investigated.

City and county	Cases
Miami, Dade	248,418
Orlando, Orange	87,462
Jacksonville, Duval	84,528
Tampa, Hillsborough	68,231
Hialeah, Dade	60,663
Fort Lauderdale, Broward	44,033
Hollywood, Broward	39,371
West Palm Beach, Palm Beach	30,777
Kissimmee, Osceola	29,320
Tallahassee, Leon	28,105
Homestead, Dade	26,222
Naples, Collier	25,822
Pensacola, Escambia	25,755
Saint Petersburg, Pinellas	25,128
Fort Myers, Lee	22,991
Bradenton, Manatee	21,562
Boca Raton, Palm Beach	21,340
Ocala, Marion	20,991
Lakeland, Polk	20,706
Pompano Beach, Broward	19,769
Gainesville, Alachua	18,100
Sarasota, Sarasota	16,749
Port Saint Lucie, St. Lucie	15,409
Lake Worth, Palm Beach	15,284
Cape Coral, Lee	14,960
Miami Beach, Dade	13,621
Clearwater, Pinellas	13,486
Miramar, Broward	13,424
Boynton Beach, Palm Beach	12,213
Doral, Dade	11,879
Panama City, Bay	11,874
Coral Springs, Broward	11,864
Miami Gardens, Dade	11,404
Saint Augustine, St. Johns	10,969
Melbourne, Brevard	10,271
Winter Haven, Polk	9,992
Delray Beach, Palm Beach	9,483
Lehigh Acres, Lee	9,350
Davie, Broward	9,045
Riverview, Hillsborough	8,954
Vero Beach, Indian River	8,761
Milton, Santa Rosa	8,385
Palm Bay, Brevard	8,249
New Port Richey, Pasco	8,091
Sunrise, Broward	8,057
Fort Pierce, St. Lucie	7,713
Saint Cloud, Osceola	7,548
Coral Gables, Dade	7,537
Largo, Pinellas	7,484
Apopka, Orange	7,332
Daytona Beach, Volusia	7,294
Plantation, Broward	7,121
Spring Hill, Hernando	7,117
Lake City, Columbia	7,038
Orange Park, Clay	6,969
North Miami Beach, Dade	6,909
Clermont, Lake	6,824
Davenport, Polk	6,756
Brandon, Hillsborough	6,691

COVID-19: characteristics of 1,971,271 Florida resident cases

Data through Mar 20, 2021 verified as of Mar 21, 2021 at 09:25 AM

Data in this report are provisional and subject to change.

The table below includes the cities and counties of residence for cases in Florida residents based on the patient's ZIP Code. Note that city is not always received as part of the initial notification and may be missing while the case is being investigated.

City and county	Cases
Jupiter, Palm Beach	6,486
Weston, Broward	6,410
Sanford, Seminole	6,404
Plant City, Hillsborough	6,355
Deltona, Volusia	6,312
Deerfield Beach, Broward	5,993
Winter Garden, Orange	5,850
Tamarac, Broward	5,521
Port Charlotte, Charlotte	5,405
Fort Walton Beach, Okaloosa	5,388
Palm Coast, Flagler	5,338
Crestview, Okaloosa	5,170
Stuart, Martin	5,159
Wesley Chapel, Pasco	5,131
Coconut Creek, Broward	5,041
Palm Beach Gardens, Palm Beach	5,000
Margate, Broward	4,986
Land O Lakes, Pasco	4,902
Winter Park, Orange	4,863
Deland, Volusia	4,847
Palm Harbor, Pinellas	4,796
Palmetto, Manatee	4,766
Oviedo, Seminole	4,726
Wellington, Palm Beach	4,717
Miami Lakes, Dade	4,435
Opa Locka, Dade	4,386
Altamonte Springs, Seminole	4,352
Lutz, Hillsborough	4,292
Port Orange, Volusia	4,233
Middleburg, Clay	4,187
Brooksville, Hernando	4,179
Haines City, Polk	4,156
Valrico, Hillsborough	4,127
Venice, Sarasota	4,094
North Port, Sarasota	4,053
The Villages, Sumter	4,035
Hallandale, Broward	4,022
Live Oak, Suwannee	4,017
Ocoee, Orange	3,981
Punta Gorda, Charlotte	3,978
Leesburg, Lake	3,974
Sebring, Highlands	3,971
Pembroke Pines, Broward	3,969
Saint Johns, St. Johns	3,869
Arcadia, Desoto	3,857
Seminole, Pinellas	3,751
Bonita Springs, Lee	3,733
Zephyrhills, Pasco	3,731
Ormond Beach, Volusia	3,716
Navarre, Santa Rosa	3,628
Okeechobee, Okeechobee	3,608
Pinellas Park, Pinellas	3,478
Windermere, Orange	3,457
North Lauderdale, Broward	3,410
Longwood, Seminole	3,409
Immokalee, Collier	3,390
North Miami, Dade	3,386
Ruskin, Hillsborough	3,342
Cocoa, Brevard	3,295

COVID-19: characteristics of 1,971,271 Florida resident cases

Data through Mar 20, 2021 verified as of Mar 21, 2021 at 09:25 AM

Data in this report are provisional and subject to change.

The table below includes the cities and counties of residence for cases in Florida residents based on the patient's ZIP Code. Note that city is not always received as part of the initial notification and may be missing while the case is being investigated.

City and county	Cases
Gulf Breeze, Santa Rosa	3,266
Niceville, Okaloosa	3,225
Cantonment, Escambia	3,115
Panama City Beach, Bay	3,029
Lake Worth Beach, Palm Beach	3,017
Jacksonville Beach, Duval	2,982
Key West, Monroe	2,976
Casselberry, Seminole	2,942
Quincy, Gadsden	2,933
Crawfordville, Wakulla	2,881
Port Richey, Pasco	2,856
Hudson, Pasco	2,853
Titusville, Brevard	2,849
Dade City, Pasco	2,845
Bartow, Polk	2,777
North Fort Myers, Lee	2,764
Palatka, Putnam	2,756
Cutler Ridge, Dade	2,754
Oakland Park, Broward	2,750
Winter Springs, Seminole	2,733
Fernandina Beach, Nassau	2,712
Green Cove Springs, Clay	2,678
Lake Mary, Seminole	2,671
Aventura, Dade	2,646
Kissimmee, Polk	2,627
Auburndale, Polk	2,616
Merritt Island, Brevard	2,575
Ponte Vedra Beach, St. Johns	2,564
Lake Wales, Polk	2,547
New Smyrna Beach, Volusia	2,546
Perry, Taylor	2,517
Tarpon Springs, Pinellas	2,482
Lynn Haven, Bay	2,468
Inverness, Citrus	2,394
Marianna, Jackson	2,385
Belle Glade, Palm Beach	2,382
Parkland, Broward	2,335
Clewiston, Hendry	2,303
Eustis, Lake	2,284
Fleming Island, Clay	2,277
Wimauma, Hillsborough	2,260
Santa Rosa Beach, Walton	2,254
Cooper City, Broward	2,246
Royal Palm Beach, Palm Beach	2,245
Dunedin, Pinellas	2,243
Loxahatchee, Palm Beach	2,219
Esteros, Lee	2,208
Holiday, Pasco	2,142
Defuniak Springs, Walton	2,062
Sarasota, Manatee	2,049
Key Biscayne, Dade	2,046
Chipley, Washington	2,043
Rockledge, Brevard	2,040
Parrish, Manatee	2,034
Destin, Okaloosa	1,983
Labelle, Hendry	1,965
Palm City, Martin	1,955
Odessa, Hillsborough	1,952
Starke, Bradford	1,952

COVID-19: characteristics of 1,971,271 Florida resident cases

Data through Mar 20, 2021 verified as of Mar 21, 2021 at 09:25 AM

Data in this report are provisional and subject to change.

The table below includes the cities and counties of residence for cases in Florida residents based on the patient's ZIP Code. Note that city is not always received as part of the initial notification and may be missing while the case is being investigated.

City and county	Cases
Mount Dora, Lake	1,942
Riviera Beach, Palm Beach	1,930
Avon Park, Highlands	1,920
Mulberry, Polk	1,897
Seffner, Hillsborough	1,869
Tavares, Lake	1,862
Summerfield, Marion	1,787
Yulee, Nassau	1,780
Groveland, Lake	1,754
Lithia, Hillsborough	1,733
Pinecrest, Dade	1,733
Maitland, Orange	1,680
Orange City, Volusia	1,671
Wauchula, Hardee	1,670
Macclenny, Baker	1,626
Sebastian, Indian River	1,616
Callahan, Nassau	1,593
Missing, Dade	1,582
Palmetto Bay, Dade	1,578
Lady Lake, Lake	1,577
Mayo, Lafayette	1,575
Bonifay, Holmes	1,556
Coconut Grove, Dade	1,552
Carol City, Dade	1,552
Homosassa, Citrus	1,548
Ponte Vedra, St. Johns	1,548
Crystal River, Citrus	1,524
Dania, Broward	1,489
Crossings, Dade	1,482
Lake Placid, Highlands	1,406
Pace, Santa Rosa	1,402
Gibsonton, Hillsborough	1,399
Oldsmar, Pinellas	1,380
Hobe Sound, Martin	1,375
Sun City Center, Hillsborough	1,368
Lake Butler, Union	1,367
Florida City, Dade	1,366
Dover, Hillsborough	1,355
Apollo Beach, Hillsborough	1,341
Atlantic Beach, Duval	1,335
Madison, Madison	1,329
Edgewater, Volusia	1,312
Dunnellon, Marion	1,305
Palm Springs, Palm Beach	1,298
Debary, Volusia	1,287
Biscayne Park, Dade	1,285
Monticello, Jefferson	1,276
Alachua, Alachua	1,263
Belleview, Marion	1,242
Indiantown, Martin	1,240
Graceville, Jackson	1,224
North Palm Beach, Palm Beach	1,206
Lantana, Palm Beach	1,189
Century, Escambia	1,171
South Miami, Dade	1,150
Newberry, Alachua	1,128
Lecanto, Citrus	1,119
Safety Harbor, Pinellas	1,099
Ellenton, Manatee	1,095

COVID-19: characteristics of 1,971,271 Florida resident cases

Data through Mar 20, 2021 verified as of Mar 21, 2021 at 09:25 AM

Data in this report are provisional and subject to change.

The table below includes the cities and counties of residence for cases in Florida residents based on the patient's ZIP Code. Note that city is not always received as part of the initial notification and may be missing while the case is being investigated.

City and county	Cases
Williston, Levy	1,092
Havana, Gadsden	1,085
Jensen Beach, Martin	1,085
El Portal, Dade	1,076
Beverly Hills, Citrus	1,067
Hilliard, Nassau	1,058
Satellite Beach, Brevard	1,042
Freeport, Walton	1,040
Lauderhill, Broward	1,038
Blountstown, Calhoun	1,036
Jasper, Hamilton	1,022
Trenton, Gilchrist	990
Wilton Manors, Broward	988
Wildwood, Sumter	986
Wewahitchka, Gulf	963
Nokomis, Sarasota	959
Englewood, Charlotte	950
Sanderson, Baker	944
Keystone Heights, Clay	937
Hernando, Citrus	930
Frostproof, Polk	923
Fellsmere, Indian River	921
Key Largo, Monroe	918
Mary Esther, Okaloosa	917
Everglades National Park, Dade	904
Bushnell, Sumter	903
Dunnellon, Citrus	894
Polk City, Polk	890
Lauderdale Lakes, Broward	888
Fisher Island, Dade	884
Port Saint Joe, Gulf	881
Shalimar, Okaloosa	881
Medley, Dade	875
Moore Haven, Glades	856
Coleman, Sumter	839
Bristol, Liberty	814
Cross City, Dixie	814
Pahokee, Palm Beach	809
South Bay, Palm Beach	804
Marco Island, Collier	802
Cocoa Beach, Brevard	794
Chiefland, Levy	782
Fort Meade, Polk	778
High Springs, Alachua	758
Minneola, Lake	755
Trinity, Pasco	752
Sorrento, Lake	747
Spring Hill, Pasco	746
Glen Saint Mary, Baker	745
Indialantic, Brevard	745
Englewood, Sarasota	731
Chattahoochee, Gadsden	728
Thonotosassa, Hillsborough	727
Fruitland Park, Lake	727
Marathon, Monroe	705
Olympia Heights, Dade	704
Southwest Ranches, Broward	704
Crescent City, Putnam	703
Miramar Beach, Walton	702

COVID-19: characteristics of 1,971,271 Florida resident cases

Data through Mar 20, 2021 verified as of Mar 21, 2021 at 09:25 AM

Data in this report are provisional and subject to change.

The table below includes the cities and counties of residence for cases in Florida residents based on the patient's ZIP Code. Note that city is not always received as part of the initial notification and may be missing while the case is being investigated.

City and county	Cases
Uleta, Dade	702
Interlachen, Putnam	689
Coral, Dade	679
Fort Myers Beach, Lee	673
Umatilla, Lake	670
Bowling Green, Hardee	665
Lawtey, Bradford	665
Old Town, Dixie	661
Jacksonville, St. Johns	651
Lake Alfred, Polk	649
West Melbourne, Brevard	647
Fort White, Columbia	635
Neptune Beach, Duval	628
Silver Springs, Marion	609
Weeki Wachee, Hernando	598
Baker, Okaloosa	588
South Daytona, Volusia	575
Belle Isle, Orange	569
Palm Beach, Palm Beach	566
Bronson, Levy	565
Surfside, Dade	565
Clearwater Beach, Pinellas	562
Bunnell, Flagler	554
Gulfport, Pinellas	552
Sneads, Jackson	551
Jay, Santa Rosa	544
Carrabelle, Franklin	523
Mascotte, Lake	505
Hawthorne, Alachua	500
Rotunda West, Charlotte	500
Sweetwater, Dade	492
Oxford, Sumter	486
Oakland, Orange	485
Molino, Escambia	484
Cottdonale, Jackson	483
Citra, Marion	479
Youngstown, Bay	471
Midway, Gadsden	470
Zolfo Springs, Hardee	468
Myakka City, Manatee	467
Florida State University, Leon	466
Ocklawaha, Marion	459
Cape Canaveral, Brevard	458
Mims, Brevard	458
Melbourne Beach, Brevard	456
East Palatka, Putnam	454
Tavernier, Monroe	452
Indian Harbour Beach, Brevard	449
Alva, Lee	440
Altha, Calhoun	436
Flagler Beach, Flagler	434
Dundee, Polk	433
Bell, Gilchrist	430
Branford, Suwannee	428
Celebration, Osceola	428
Bal Harbour, Dade	427
Apalachicola, Franklin	416
Centerville, Leon	394
Haverhill, Palm Beach	392

COVID-19: characteristics of 1,971,271 Florida resident cases

Data through Mar 20, 2021 verified as of Mar 21, 2021 at 09:25 AM

Data in this report are provisional and subject to change.

The table below includes the cities and counties of residence for cases in Florida residents based on the patient's ZIP Code. Note that city is not always received as part of the initial notification and may be missing while the case is being investigated.

City and county	Cases
Webster, Sumter	386
Archer, Alachua	383
De Leon Springs, Volusia	379
Eagle Lake, Polk	378
Osprey, Sarasota	365
Hastings, St. Johns	364
Raiford, Union	364
West Miami, Dade	358
Grand Ridge, Jackson	356
Tequesta, Palm Beach	354
Floral City, Citrus	354
Holly Hill, Volusia	343
Lake Park, Palm Beach	337
Chuluota, Seminole	336
Greenville, Madison	332
Grand Island, Lake	332
Ave Maria, Collier	331
Pierson, Volusia	329
Missing, Volusia	323
Vernon, Washington	322
Montverde, Lake	318
Malone, Jackson	316
Jennings, Hamilton	313
Satsuma, Putnam	311
Sebastian, Brevard	308
Gotha, Orange	307
Missing, Orange	306
Indian Rocks Beach, Pinellas	306
Eastpoint, Franklin	302
Laurel Hill, Okaloosa	299
Bryceville, Nassau	298
Melrose, Putnam	296
Kenneth City, Pinellas	296
Westville, Holmes	294
Elkton, St. Johns	293
Fort Mccoy, Marion	293
Reddick, Marion	292
Alafaya, Orange	291
Malabar, Brevard	290
Valparaiso, Okaloosa	286
Lehigh, Lee	285
Lake Panasoffkee, Sumter	281
Winter Park, Seminole	279
Greenwood, Jackson	273
San Antonio, Pasco	272
Anthony, Marion	272
Ponce De Leon, Holmes	270
O Brien, Suwannee	270
Belleair, Pinellas	261
Geneva, Seminole	260
Greenacres, Palm Beach	257
Morriston, Levy	257
Inlet Beach, Walton	244
South Pasadena, Pinellas	242
Hallandale Beach, Broward	242
Sanibel, Lee	239
Eglin Air Force Base, Okaloosa	238
Fountain, Bay	238
Lee, Madison	236

COVID-19: characteristics of 1,971,271 Florida resident cases

Data through Mar 20, 2021 verified as of Mar 21, 2021 at 09:25 AM

Data in this report are provisional and subject to change.

The table below includes the cities and counties of residence for cases in Florida residents based on the patient's ZIP Code. Note that city is not always received as part of the initial notification and may be missing while the case is being investigated.

City and county	Cases
Edgewood, Orange	233
Fern Park, Seminole	232
Southport, Bay	230
Kindred, Osceola	228
University Of Central Fl, Orange	227
White Springs, Hamilton	225
Weirsdale, Marion	224
Hosford, Liberty	221
Gretna, Gadsden	221
Longboat Key, Manatee	220
Wellborn, Suwannee	214
Saint James City, Lee	212
Mcdavid, Escambia	207
Holt, Okaloosa	206
Islamorada, Monroe	206
Astatula, Lake	202
Lakewood Ranch, Manatee	201
Holmes Beach, Manatee	200
Bay Harbor Islands, Dade	198
Poinciana, Polk	194
Howey-In-The-Hills, Lake	194
Juno Beach, Palm Beach	193
Micanopy, Alachua	190
Mcalpin, Suwannee	189
Madeira Beach, Pinellas	189
Babson Park, Polk	187
Sopchoppy, Wakulla	186
Altoona, Lake	185
Alford, Jackson	184
Zellwood, Orange	183
Azalea Park, Orange	183
Atlantis, Palm Beach	182
The Villages, Marion	181
The Villages, Lake	175
Lake Helen, Volusia	174
Lauderdale By The Sea, Broward	174
Odessa, Pasco	166
Mangonia Park, Palm Beach	166
Summerland Key, Monroe	165
Center Hill, Sumter	165
Viera, Brevard	165
Caryville, Washington	161
University Of Miami, Dade	160
Golden Beach, Dade	159
Pomona Park, Putnam	157
Cutler Bay, Dade	157
Bokeelia, Lee	155
Osteen, Volusia	155
Lockhart, Orange	150
Hypoluxo, Palm Beach	150
Rocky Point, Hillsborough	149
University Of Fl, Alachua	148
Oak Hill, Volusia	148
Grant-Valkaria, Brevard	147
Bay Lake, Orange	146
Lutz, Pasco	145
Citrus Springs, Citrus	144
Sumterville, Sumter	143
Hiawassee, Orange	140

COVID-19: characteristics of 1,971,271 Florida resident cases

Data through Mar 20, 2021 verified as of Mar 21, 2021 at 09:25 AM

Data in this report are provisional and subject to change.

The table below includes the cities and counties of residence for cases in Florida residents based on the patient's ZIP Code. Note that city is not always received as part of the initial notification and may be missing while the case is being investigated.

City and county	Cases
Ponce Inlet, Volusia	140
Clair-Mel City, Hillsborough	137
Hollister, Putnam	135
Carrollwood, Hillsborough	134
Lady Lake, Sumter	132
Big Pine Key, Monroe	131
Baldwin, Duval	128
Inglis, Levy	128
Cloud Lake, Palm Beach	128
San Mateo, Putnam	126
Paisley, Lake	126
Missing, Lee	125
Hampton, Bradford	125
Steinhatchee, Taylor	124
Apopka, Seminole	124
Christmas, Orange	123
Lake Hamilton, Polk	121
Kendall, Dade	121
Matlacha, Lee	120
Clarksville, Calhoun	119
West Park, Broward	116
University Of Central Florida, Orange	113
Placida, Charlotte	112
Belleair Beach, Pinellas	112
Tierra Verde, Pinellas	109
Callaway, Bay	109
Buena Ventura Lakes, Osceola	109
Panacea, Wakulla	106
Saint Leo, Pasco	105
Seville, Volusia	103
Lighthouse Point, Broward	102
Dinsmore, Duval	102
Hurlburt Field, Okaloosa	101
Brooker, Bradford	101
Harmony, Osceola	101
Barry University, Dade	101
Astor, Lake	101
Temple Terrace, Hillsborough	101
Lamont, Jefferson	100
Cedar Key, Levy	99
Missing, St. Johns	98
South Fort Myers, Lee	98
Canal Point, Palm Beach	97
Dania Beach, Broward	96
Barefoot Bay, Brevard	95
Tyndall Air Force Base, Bay	94
Fruit Cove, St. Johns	94
Florahome, Putnam	94
Waldo, Alachua	94
Bradenton Beach, Manatee	94
Bascom, Jackson	94
Florida Gulf Coast Univ, Lee	91
Missing, Pinellas	90
City Of Sunrise, Broward	89
University Of South Florida, Hillsborough	88
Maitland, Seminole	87
Pinetta, Madison	87
Crystal Beach, Pinellas	86
Kathleen, Polk	85

COVID-19: characteristics of 1,971,271 Florida resident cases

Data through Mar 20, 2021 verified as of Mar 21, 2021 at 09:25 AM

Data in this report are provisional and subject to change.

The table below includes the cities and counties of residence for cases in Florida residents based on the patient's ZIP Code. Note that city is not always received as part of the initial notification and may be missing while the case is being investigated.

City and county	Cases
Missing, Marion	83
Sunny Isles Beach, Dade	82
Lorida, Highlands	82
F M, Lee	80
Fort Denaud, Hendry	80
Ocean Ridge, Palm Beach	78
Missing, St. Lucie	77
Yalaha, Lake	76
Eatonville, Orange	75
Welaka, Putnam	75
Saint Pete Beach, Pinellas	74
Patrick Air Force Base, Brevard	73
Avon Park, Polk	73
Palma Ceia, Hillsborough	73
Princeton, Dade	71
Campbellton, Jackson	70
Air Mail Facility, Dade	69
Boca Grande, Lee	68
North Venice, Sarasota	68
Ochopee, Collier	68
Missing, Lake	67
Greensboro, Gadsden	66
Anna Maria, Manatee	65
Stock Island, Monroe	64
Missing, Duval	62
Reunion, Osceola	61
Cudjoe Key, Monroe	61
Bonita Beach, Lee	59
Destin, Walton	59
Georgetown, Putnam	59
Missing, Pasco	58
Mexico Beach, Bay	58
Bellview, Escambia	57
Felda, Hendry	57
Micco, Brevard	57
North Redington Beach, Pinellas	57
Orlando, Seminole	57
Treasure Island, Pinellas	57
Lake Suzy, Desoto	54
Missing, Palm Beach	54
Miami Springs, Dade	54
Missing, Santa Rosa	54
Miami, Unknown	53
Walnut Hill, Escambia	53
Ona, Hardee	53
Okahumpka, Lake	52
Singer Island, Palm Beach	52
Orlando, Dade	51
Northdale, Hillsborough	51
Heathrow, Seminole	51
Town N Country, Hillsborough	50
Duette, Manatee	50
Palm Beach Shores, Palm Beach	49
Salt Springs, Marion	49
University Of Tampa, Hillsborough	49
Aloma, Orange	49
Enterprise, Volusia	48
Miromar Lakes, Lee	48
Terra Ceia, Manatee	47

COVID-19: characteristics of 1,971,271 Florida resident cases

Data through Mar 20, 2021 verified as of Mar 21, 2021 at 09:25 AM

Data in this report are provisional and subject to change.

The table below includes the cities and counties of residence for cases in Florida residents based on the patient's ZIP Code. Note that city is not always received as part of the initial notification and may be missing while the case is being investigated.

City and county	Cases
Cinco Bayou, Okaloosa	47
Intercession City, Osceola	46
Florence Villa, Polk	45
Highland City, Polk	45
Sewalls Point, Martin	44
Waverly, Polk	44
Green Acres, Palm Beach	44
Kenansville, Osceola	43
Eaton Park, Polk	43
Orlando, Osceola	43
Gulf Breeze, Escambia	43
Missing, Sumter	43
Lacoochee, Pasco	42
Village Of Wellington, Palm Beach	42
Manalapan, Palm Beach	42
Ebro, Washington	41
Key Colony Beach, Monroe	41
Saint Johns, Duval	40
Bayonet Point, Pasco	40
Florida International Univ, Dade	40
Cortez, Manatee	40
Orlando, Broward	39
Village Wellington, Palm Beach	39
Naranja, Dade	39
Missing, Broward	38
Ponte Vedra, Duval	37
Florida A And M University, Leon	37
Orlando, Volusia	37
Hialeah Gardens, Dade	36
North Bay Village, Dade	35
Orlando, Polk	35
Pasadena, Pinellas	34
Stetson University, Volusia	34
Lakeshore, Polk	34
Highland Beach, Palm Beach	34
Flemington, Marion	34
Bay Pines, Pinellas	34
Tice, Lee	34
Miami Shores, Dade	34
Missing, Hillsborough	34
Homeland, Polk	33
Palm Shores, Brevard	33
Siesta Key, Sarasota	33
Bonaventure, Broward	33
Missing, Seminole	33
Dowling Park, Suwannee	33
Miami, Broward	33
Venus, Highlands	32
Lulu, Columbia	32
Bagdad, Santa Rosa	32
Hallandle Beach, Broward	32
Davenport, Osceola	31
Eloise, Polk	31
Mcintosh, Marion	31
Univ Of FI Student Dorms, Alachua	30
Nocatee, Desoto	30
Penney Farms, Clay	30
Bayshore Gardens, Manatee	30
Kinard, Calhoun	30

COVID-19: characteristics of 1,971,271 Florida resident cases

Data through Mar 20, 2021 verified as of Mar 21, 2021 at 09:25 AM

Data in this report are provisional and subject to change.

The table below includes the cities and counties of residence for cases in Florida residents based on the patient's ZIP Code. Note that city is not always received as part of the initial notification and may be missing while the case is being investigated.

City and county	Cases
Wekiva Springs, Seminole	29
Jupiter, Martin	29
Bonita Springs, Collier	29
Lealman, Pinellas	29
Poinciana, Osceola	29
South Palm Beach, Palm Beach	29
Orlando, Hillsborough	29
Horseshoe Beach, Dixie	28
Pensacola Beach, Santa Rosa	28
Alturas, Polk	28
Caryville, Holmes	27
Chokoloskee, Collier	27
City Of Westlake, Palm Beach	27
Florida State, Leon	27
Little Torch Key, Monroe	27
Sugarloaf Key, Monroe	27
Homosassa Springs, Citrus	27
Saint Marks, Wakulla	27
Indian Lake Estates, Polk	26
Fort Lauderdale, Dade	26
Ridge Manor, Pasco	26
Bradley, Polk	26
Pine Hills, Orange	26
Palmdale, Glades	26
Westlake, Palm Beach	26
Long Key, Monroe	26
South Miami Heights, Dade	25
Pembroke Park, Broward	25
Tangerine, Orange	25
Missing, Monroe	25
Earleton, Alachua	25
Santa Fe, Alachua	24
Westchase, Hillsborough	24
Missing, Escambia	24
New Smyrna, Volusia	24
Hawthorne, Putnam	24
Labelle, Glades	24
Paxton, Walton	23
Sydney, Hillsborough	23
Archer, Levy	23
Missing, Manatee	23
Goulds, Dade	23
Balm, Hillsborough	22
Tioga, Alachua	22
Missing, Citrus	22
Orange Lake, Marion	22
Kissimmee, Orange	22
La Crosse, Alachua	22
Sparr, Marion	22
Citrus Ridge, Indian River	22
Wausau, Washington	22
Yankeetown, Levy	22
Missing, Brevard	22
Florida Dept Of Corrections, Union	22
Bostwick, Putnam	22
Bonifay, Washington	21
Loughman, Polk	21
Plymouth, Orange	21
Everglades City, Collier	21

COVID-19: characteristics of 1,971,271 Florida resident cases

Data through Mar 20, 2021 verified as of Mar 21, 2021 at 09:25 AM

Data in this report are provisional and subject to change.

The table below includes the cities and counties of residence for cases in Florida residents based on the patient's ZIP Code. Note that city is not always received as part of the initial notification and may be missing while the case is being investigated.

City and county	Cases
Pine Castle, Orange	21
Wabasso, Indian River	21
Florida International University, Dade	21
Perdido Key, Escambia	21
Indian River Shores, Indian River	20
Sun City, Hillsborough	20
Branford, Lafayette	20
Crystal Springs, Pasco	20
Redington Shores, Pinellas	20
Fort Ogden, Desoto	20
Mango, Hillsborough	20
Laud-By-The-Sea, Broward	20
Missing, Okaloosa	20
Lowell, Marion	19
Candler, Marion	19
Parker, Bay	19
Missing, Indian River	19
Champions Gate, Polk	19
Orlando, Palm Beach	19
Wildlight, Nassau	19
High Springs, Gilchrist	19
Mexico Beach, Gulf	19
Babcock Ranch, Lee	19
Union Park, Orange	19
Gulf Stream, Palm Beach	18
Goodland, Collier	18
Maxville, Duval	18
Nalcrest, Polk	18
Hollywood, Dade	18
Jensen Beach, St. Lucie	18
Ramrod Key, Monroe	18
Trenton, Levy	18
Missing, Collier	17
Graceville, Holmes	17
Nichols, Polk	17
Suwannee, Dixie	16
Webster, Hernando	16
Hernando Beach, Hernando	16
Gulf Hammock, Levy	16
Tallevast, Manatee	16
Shady Hills, Pasco	16
Jacksonville, Unknown	16
Lake Buena Vista, Orange	16
West Panama City Beach, Bay	16
Woodville, Leon	16
Orlando, Pinellas	16
Otter Creek, Levy	16
Forest City, Orange	16
Wewahitchka, Calhoun	16
Lake City, Suwannee	15
Golden Oak, Orange	15
Buckingham, Lee	15
Brooksville, Pasco	15
Lakewood Ranch, Sarasota	15
Hutchinson Island, St. Lucie	15
White Springs, Columbia	15
Missing, Bay	15
Mount Dora, Orange	14
Laurel Hill, Walton	14

COVID-19: characteristics of 1,971,271 Florida resident cases

Data through Mar 20, 2021 verified as of Mar 21, 2021 at 09:25 AM

Data in this report are provisional and subject to change.

The table below includes the cities and counties of residence for cases in Florida residents based on the patient's ZIP Code. Note that city is not always received as part of the initial notification and may be missing while the case is being investigated.

City and county	Cases
Village Of Palmetto Bay, Dade	14
Missing, Martin	14
Graham, Bradford	14
Braden River, Manatee	14
Copeland, Collier	14
Belleair Bluffs, Pinellas	14
Saint Lucie West, St. Lucie	14
Murdock, Charlotte	14
Winter Garden, Lake	14
Trilby, Pasco	14
Daytona Beach Shores, Volusia	14
Fort Charlotte, Charlotte	13
Hialeah, Unknown	13
Long Boat Key, Manatee	13
Orlando, Brevard	13
Saint George Island, Franklin	13
Orlando, Lake	13
Choctaw Beach, Okaloosa	13
Eau Gallie, Brevard	13
Lake Monroe, Seminole	13
Johns Pass Village, Pinellas	13
Watersound, Walton	13
Boca Raton, Broward	13
Kingsley Lake, Bradford	13
Gonzalez, Escambia	13
Steinhatchee, Dixie	13
Wahneta, Polk	13
Roseland, Indian River	13
Durant, Hillsborough	12
Holder, Citrus	12
Missing, Putnam	12
Mount Plymouth, Lake	12
Indian Creek Village, Dade	12
Florida State Univ Admin, Leon	12
Pensacola Beach, Escambia	12
Rosemary Beach, Walton	12
Orlando, Unknown	12
Unknown, Dade	12
Deer Island, Lake	11
East Lake, Marion	11
Alys Beach, Bay	11
Miami Gardens, Broward	11
Deerfield Beach, Palm Beach	11
Captiva, Lee	11
Ozona, Pinellas	11
Los Angeles, Dade	11
Naples, Lee	11
Babcock Ranch, Charlotte	11
Greenville, Taylor	11
Citrus Hills, Citrus	11
Leisure City, Dade	11
Orlando, Leon	11
Perrine, Dade	10
Orlando, Duval	10
Dade City, Hernando	10
Briny Breezes, Palm Beach	10
Hillsboro Beach, Broward	10
Missing, Unknown	10
Passport, Unknown	10

COVID-19: characteristics of 1,971,271 Florida resident cases

Data through Mar 20, 2021 verified as of Mar 21, 2021 at 09:25 AM

Data in this report are provisional and subject to change.

The table below includes the cities and counties of residence for cases in Florida residents based on the patient's ZIP Code. Note that city is not always received as part of the initial notification and may be missing while the case is being investigated.

City and county	Cases
Seacrest, Walton	10
Missing, Nassau	10
Cypress, Jackson	10
Lake Como, Putnam	10
Missing, Polk	10
University Park, Manatee	10
Grandin, Putnam	10
Gibsonia, Polk	10
Redington Beach, Pinellas	10
Telogia, Liberty	10
Missing, Taylor	10
Sea Ranch Lakes, Broward	9
Palma Sola, Manatee	9
Innovation, Pasco	9
Barberville, Volusia	9
Cottdale, Washington	9
Beverly Beach, Flagler	9
Putnam Hall, Putnam	9
Ferndale, Lake	9
Forest City, Seminole	9
Haines Creek, Lake	9
Lamont, Madison	9
Lloyd, Jefferson	9
Rubonia, Manatee	9
Umatilla, Marion	9
Elfers, Pasco	9
Fanning Springs, Gilchrist	9
Day, Lafayette	9
Grant Valkaria, Brevard	9
Nobleton, Hernando	9
Saint Augustine, Duval	9
West Delray Beach, Palm Beach	9
Evinston, Alachua	8
Salem, Taylor	8
Virginia Gardens, Dade	8
Orange Springs, Marion	8
Fort Walton Beach, Unknown	8
Cross Creek, Alachua	8
Fairfield, Marion	8
Palm City, St. Lucie	8
Seybold, Dade	8
Saint Augustine Beach, St. Johns	8
Holt, Santa Rosa	8
White City, Gulf	8
Worthington Springs, Union	8
Pine Ridge, Citrus	8
Jerome, Collier	8
Ponce De Leon, Walton	8
Scottsmoor, Brevard	8
Goldenrod, Seminole	8
Missing, Clay	7
Switzerland, St. Johns	7
Maitland, Volusia	7
Aripeka, Pasco	7
Orlando, Alachua	7
River Ranch, Polk	7
Niceville, Walton	7
Okeechobee, Glades	7
Fort Lauderdale, Unknown	7

COVID-19: characteristics of 1,971,271 Florida resident cases

Data through Mar 20, 2021 verified as of Mar 21, 2021 at 09:25 AM

Data in this report are provisional and subject to change.

The table below includes the cities and counties of residence for cases in Florida residents based on the patient's ZIP Code. Note that city is not always received as part of the initial notification and may be missing while the case is being investigated.

City and county	Cases
Indian Shores, Pinellas	7
Fernandina, Nassau	7
Orange Park, Duval	7
Port Saint John, Brevard	7
Basinger, Okeechobee	7
Missing, Flagler	7
Orlando, Pasco	7
Longboat Key, Sarasota	7
Keystone Heights, Bradford	7
Miccosukee, Leon	6
Glenwood, Volusia	6
Orchid, Indian River	6
Pensacola, Unknown	6
Ybor City, Hillsborough	6
Morriston, Marion	6
Duck Key, Monroe	6
Newberry, Gilchrist	6
Mayport Naval Station, Duval	6
Lake Butler, Bradford	6
Anastasia Island, St. Johns	6
East Rockland Key, Monroe	6
Bradenton, Sarasota	6
Maitland, Osceola	6
Inglis, Citrus	6
Quail Heights, Dade	6
Punta Gorda, Lee	6
Valkaria, Brevard	6
Deland, Lake	6
Orlando, Flagler	6
Orlando, Marion	6
Sunny Hills, Washington	6
Missing, Walton	6
Labelle, Lee	6
Maitland, Hillsborough	6
Winter Park, Polk	6
Winderemere, Orange	6
Grove City, Charlotte	6
Coco River, Collier	6
Eglin, Okaloosa	6
Ebro, Bay	5
Bruce, Holmes	5
Hialeah, Broward	5
Westchester, Dade	5
Mid Florida, Seminole	5
Ocean Breeze, Martin	5
Port Salerno, Martin	5
Missing, Highlands	5
Missing, Sarasota	5
Missing, Columbia	5
Shady Grove, Taylor	5
Missing, Leon	5
Milton, Escambia	5
Mayport, Duval	5
Inlet Beach, Bay	5
Stuart, St. Lucie	5
Pass, Unknown	5
Miami, Palm Beach	5
Hollywood, Unknown	5
Pompano Beach, Palm Beach	5

COVID-19: characteristics of 1,971,271 Florida resident cases

Data through Mar 20, 2021 verified as of Mar 21, 2021 at 09:25 AM

Data in this report are provisional and subject to change.

The table below includes the cities and counties of residence for cases in Florida residents based on the patient's ZIP Code. Note that city is not always received as part of the initial notification and may be missing while the case is being investigated.

City and county	Cases
Orlando, Manatee	5
N/A, Unknown	5
Oneco, Manatee	5
Ocoee, Lake	5
Okeechobee, Martin	5
Wakulla Springs, Wakulla	5
Weirsdale, Lake	5
Alys Beach, Walton	5
Missing, Alachua	5
Miami Beach, Unknown	5
Point Washington, Walton	5
University Of Central FI, Martin	5
Williston, Marion	5
Okeechobee, Osceola	5
Psl, Unknown	5
Pompano Beach, Unknown	5
San Carlos Park, Lee	5
University Of Central FI, Hillsborough	5
Bayou George, Bay	5
Boynton Beach, Broward	5
Missing, Osceola	5
Miramar, Dade	5
Miami Gardens, Unknown	5
Kissimmee, Unknown	5
Jacksonville Naval Air Station, Duval	5
Fort Lauderdale, Palm Beach	5
Clarcona, Orange	5
Lazy Lake, Broward	4
Lamont, Taylor	4
Wacissa, Jefferson	4
Sugarloaf, Monroe	4
Branford, Gilchrist	4
Cape Haze, Charlotte	4
Clewiston, Palm Beach	4
Conch Key, Monroe	4
Pompano Beach, Dade	4
Sandestin, Walton	4
Seacrest, Bay	4
Naples, Unknown	4
High Springs, Columbia	4
Hinsdale, Manatee	4
Bella Collina, Lake	4
Delray Beach, Broward	4
El Jobean, Charlotte	4
International Service Center, Dade	4
Indian Rock Beach, Pinellas	4
Island Grove, Alachua	4
Bowling Green, Polk	4
Cypress Gardens, Polk	4
Loxahatchee Groves, Palm Beach	4
Live Oak, Madison	4
Port Charlotte, Unknown	4
West Bradenton, Manatee	4
Greenville, Jefferson	4
Marina Del Rey, Dade	4
Missing, Hernando	4
Oklawaha, Marion	4
Glen Ridge, Palm Beach	4
Coconut Creek, Palm Beach	4

COVID-19: characteristics of 1,971,271 Florida resident cases

Data through Mar 20, 2021 verified as of Mar 21, 2021 at 09:25 AM

Data in this report are provisional and subject to change.

The table below includes the cities and counties of residence for cases in Florida residents based on the patient's ZIP Code. Note that city is not always received as part of the initial notification and may be missing while the case is being investigated.

City and county	Cases
Pensacola, Santa Rosa	4
Ridge Manor Estates, Sumter	4
Margate, Unknown	4
Melrose, Bradford	4
Highland Park, Polk	4
Los Angeles, Broward	4
Lake Worth, Broward	4
Jacksonville, Dade	3
Inverness, Polk	3
Pass, Dade	3
Vero Beach, Brevard	3
Orem, Palm Beach	3
Pp, Dade	3
Pp, Unknown	3
Woodside, Broward	3
Brewton, Escambia	3
Apopka, Broward	3
Maitland, Polk	3
Lake Harbor, Palm Beach	3
Lanark Village, Franklin	3
Miami Shores, Broward	3
Tampa Palms, Hillsborough	3
Pineland, Lee	3
Winter Garden, Seminole	3
Tarpon Springs, Pasco	3
Tampa, Pinellas	3
Ludlam, Dade	3
Laurel, Sarasota	3
Jacksonville, Clay	3
Clermont, Orange	3
West Palm Beach, Broward	3
Village Of Golf, Palm Beach	3
Wildwood, Marion	3
Saint Augusaintine Beach, St. Johns	3
Saint Petersburg, Hillsborough	3
Port Saint Lucie, Martin	3
Palm Coast, Volusia	3
Missing, Jackson	3
Lynbrook, Broward	3
Loxahatchee, Broward	3
Lakeland, Hillsborough	3
Miami, Orange	3
Immokalee, Lee	3
Hallandale Beach, Unknown	3
Lake Geneva, Clay	3
Lake City, Duval	3
Fort Myers, Unknown	3
Bradington, Manatee	3
Blountstown, Liberty	3
Crestview, Walton	3
Cross Key, Monroe	3
Cape San Blas, Gulf	3
Apopka, Lake	3
Mayport Naval Housing, Duval	3
Green Cove Springs, Duval	3
Fernandina Beach, Duval	3
Fpo, Duval	3
Vernon, Bay	3
Samoset, Manatee	3

COVID-19: characteristics of 1,971,271 Florida resident cases

Data through Mar 20, 2021 verified as of Mar 21, 2021 at 09:25 AM

Data in this report are provisional and subject to change.

The table below includes the cities and counties of residence for cases in Florida residents based on the patient's ZIP Code. Note that city is not always received as part of the initial notification and may be missing while the case is being investigated.

City and county	Cases
San Fernando, Unknown	3
Monticello, Madison	3
Plantation Key, Monroe	3
Alford, Washington	3
Altamonte Springs, Orange	3
Jonesville, Alachua	3
Julington Creek, St. Johns	3
Jupiter Island, Martin	3
Miramar, Unknown	3
Marco Island, Lee	3
Pembroke Pines, Unknown	3
Okeechobee, Highlands	3
Ocean Reef Club, Monroe	3
Vero Beach, St. Lucie	3
Chicago, Lee	3
Coraopolis, Citrus	3
Champions Gate, Osceola	3
Bristol, Calhoun	3
Jacksonville, Alachua	3
Sorrento, Orange	3
Stuart, Palm Beach	3
North Fort Myers, Charlotte	3
Milligan, Okaloosa	3
Westville, Walton	3
Land O Lakes, Hillsborough	3
Lady Lake, Marion	3
Jacksonville , Duval	3
Fisher Island, Unknown	3
Homeless, Hillsborough	3
Bay Harbor Islands, Unknown	3
Ft Pierce, St. Lucie	3
Fort Lauderdale, Alachua	2
Deerfield Beach, Unknown	2
Doral, Unknown	2
Brooklyn, Broward	2
Carl Fisher, Dade	2
Cross City, Taylor	2
Jupiter, Dade	2
Micanopy, Marion	2
Lakeland, Unknown	2
Windermere, Lake	2
Sutton, Pasco	2
Red Bay, Holmes	2
Saint Marys, Nassau	2
Pembroke Lakes, Broward	2
Port Saint Lucie, Palm Beach	2
Noma, Holmes	2
Ormond Beach, Flagler	2
Panama City, Unknown	2
Pembroke Pines, Dade	2
Summerfield, Unknown	2
Tampa, Hernando	2
Sharpes, Brevard	2
Saint Lucie Village, St. Lucie	2
Sebring, Desoto	2
Vero Beach, Unknown	2
Yeehaw, Okeechobee	2
Wauchula, Desoto	2
Jacksonville Naval Hospital, Duval	2

COVID-19: characteristics of 1,971,271 Florida resident cases

Data through Mar 20, 2021 verified as of Mar 21, 2021 at 09:25 AM

Data in this report are provisional and subject to change.

The table below includes the cities and counties of residence for cases in Florida residents based on the patient's ZIP Code. Note that city is not always received as part of the initial notification and may be missing while the case is being investigated.

City and county	Cases
Hosford, Calhoun	2
Jacksonville, Nassau	2
Longview, Dade	2
Marina Del Rey, Broward	2
Melrose, Clay	2
Mesa, Unknown	2
Aventura, Broward	2
000000, Unknown	2
Dfafs, Okaloosa	2
Venice, Dade	2
University Of Central Fl, Seminole	2
West Palm Beach, Unknown	2
Winter Park, Volusia	2
Winter Springs, Orange	2
Windermere, Hillsborough	2
New Port Richey, Hillsborough	2
Orlando, Escambia	2
Pompano Beach, Osceola	2
Port Charlotte, Lee	2
Union, Manatee	2
Swansea, Lee	2
Sand Lake, Orange	2
Port St. Lucie, St. Lucie	2
Longwood, Unknown	2
Long Beach, Orange	2
Marathon Shores, Monroe	2
Mims, Volusia	2
Miami, Martin	2
Labelle, Collier	2
Jena, Taylor	2
Lauderhill, Unknown	2
At Large, Broward	2
Bonnie, Dade	2
Boys Ranch, Suwannee	2
Fort Pierce, Brevard	2
Graceville, Unknown	2
Eatonville, Polk	2
Port Canaveral, Brevard	2
Orlando, Collier	2
Orlando, St. Lucie	2
Oakland Park, Unknown	2
Sarasota, Unknown	2
Seguin, Unknown	2
Sunrise, Unknown	2
Tampa, Broward	2
Tarpon Springs, Hillsborough	2
Marysville, Dade	2
Callahan, Duval	2
Dade City, Unknown	2
Cibolo, Orange	2
Claysville, Hernando	2
Crescent Beach, Sarasota	2
Fl State Univ Student, Leon	2
Defuniak Springs, Okaloosa	2
Defuniak Springs, Unknown	2
Blountstown, Jackson	2
Alligator Point, Franklin	2
Coconut Creek, Unknown	2
Eatonville, Lake	2

COVID-19: characteristics of 1,971,271 Florida resident cases

Data through Mar 20, 2021 verified as of Mar 21, 2021 at 09:25 AM

Data in this report are provisional and subject to change.

The table below includes the cities and counties of residence for cases in Florida residents based on the patient's ZIP Code. Note that city is not always received as part of the initial notification and may be missing while the case is being investigated.

City and county	Cases
Crawfordville, Leon	2
Daytona Beach, Unknown	2
Lawtey, Union	2
Hallandale Beach, Dade	2
Los Angeles, Okaloosa	2
Louisville, Manatee	2
Lutz, Pinellas	2
Mount Pleasant, Gadsden	2
Navarre, Okaloosa	2
None, Dade	2
Phoenix, Lake	2
Seven Springs, Pasco	2
Zellwood, Lake	2
West Villages, Sarasota	2
Upper Key Largo, Monroe	2
University Of Central Florida, Brevard	2
Clermont, Polk	2
Bronx, Seminole	2
Doctors Inlet, Clay	2
Bonifay, Jackson	2
Bonnie, Sarasota	2
Inverenss, Citrus	2
Fort Myers, Collier	2
Fort Pierce, Martin	2
Lake Helen, Orange	2
Lecanto, Marion	2
Maitland, Leon	2
Winter Park, Leon	2
Weston, Dade	2
West Palm Beach, Dade	2
Palm Springs North, Dade	2
Redland, Dade	2
Melrose, Alachua	2
Olustee, Baker	2
Orlando, Santa Rosa	2
Orlando, Charlotte	2
Maitland, Lake	2
Hialeah Lakes, Dade	2
Hialeah, Orange	2
Jan Phyl Village, Polk	2
Moore Haven, Hendry	2
Naples, Broward	2
Cassadaga, Volusia	2
Fort Walton Beach, Walton	2
Duke Field Air Force Station, Okaloosa	2
Dunnellon, Levy	2
University Of Central Florida, Palm Beach	2
University Of Central Florida, Pinellas	2
Wimauma, Manatee	2
Wekiwa Springs, Seminole	2
Provo, Broward	2
Sumatra, Liberty	2
Portland, Unknown	2
University Of Central Florida, Broward	2
Saint Teresa, Wakulla	2
Orlando, Okaloosa	2
Madison, Unknown	2
Maitland, Pasco	2
Ocala, Unknown	2

COVID-19: characteristics of 1,971,271 Florida resident cases

Data through Mar 20, 2021 verified as of Mar 21, 2021 at 09:25 AM

Data in this report are provisional and subject to change.

The table below includes the cities and counties of residence for cases in Florida residents based on the patient's ZIP Code. Note that city is not always received as part of the initial notification and may be missing while the case is being investigated.

City and county	Cases
Miamt, Dade	2
Florida Power & Light Co, Dade	2
Amelia City, Nassau	2
Apopka, Unknown	2
Alligator Point, Wakulla	2
Chipley, Jackson	2
Chipley, Holmes	1
Daniel Island, Bay	1
Colorado Springs, Unknown	1
Conifer, Lee	1
Eatonville, Seminole	1
El Paso, Unknown	1
Elbow Lake, Palm Beach	1
Dunellen, Dade	1
Destin, Unknown	1
Diamond, Highlands	1
Doral, Broward	1
Altamonte, Orange	1
Alva, Collier	1
333, Unknown	1
Allentown, Putnam	1
Apple Creek, Citrus	1
Amelia Village, Nassau	1
Barefoot Beach, Lee	1
Battle Creek, Manatee	1
Avon, Manatee	1
Aventura, Osceola	1
Bryn Mawr, Palm Beach	1
Burkeville, Brevard	1
Camden Wyoming, Duval	1
Celebration, Palm Beach	1
Chattanooga, Dade	1
Bear Grass, Palm Beach	1
Azalea Park, Osceola	1
Boca Raton,, Palm Beach	1
Boston, Dade	1
Brewster, Volusia	1
Fortlauderdale, Unknown	1
Fortwalton Beach, Okaloosa	1
Ft Pierce, Unknown	1
Garland, Orange	1
Fort Denaud, Glades	1
Fort Meyers, Lee	1
FI State Lot, Leon	1
Fairless Hills, Broward	1
Everett, Dade	1
Hickory, Lee	1
Homeless, Dade	1
Homer, Escambia	1
Hilliard, Unknown	1
Hallandate Ben, Unknown	1
Havana, Leon	1
Jeffersonville, Broward	1
Knoxville, Escambia	1
Lake Mary, Lake	1
Lansdale, Lake	1
Lapeer, Manatee	1
Lauderdale Hill, Unknown	1
Longwood, Orange	1

COVID-19: characteristics of 1,971,271 Florida resident cases

Data through Mar 20, 2021 verified as of Mar 21, 2021 at 09:25 AM

Data in this report are provisional and subject to change.

The table below includes the cities and counties of residence for cases in Florida residents based on the patient's ZIP Code. Note that city is not always received as part of the initial notification and may be missing while the case is being investigated.

City and county	Cases
Lehigh Cares, Lee	1
Live Oak, Columbia	1
Loganville, Orange	1
Missing, Wakulla	1
Monterey, Broward	1
Mumford, Manatee	1
N/A, Duval	1
Naples, Alachua	1
North Miami, Broward	1
Ocean City, Broward	1
Old Town, Gilchrist	1
Middleburg, Duval	1
Midland, Osceola	1
Missing, Hamilton	1
Miami, Charlotte	1
Miamii, Dade	1
Miami Garden, Unknown	1
Oviedo, Leon	1
Opa Locka, Polk	1
Orem, Sarasota	1
Orem, Unknown	1
Palm City, Unknown	1
Plant City, Unknown	1
Pompano Beach, Alachua	1
Ridgewood, Broward	1
Riverview, Manatee	1
Roseland, Palm Beach	1
Republic, Monroe	1
Richmond, Palm Beach	1
Porter Ranch, Dade	1
Raiford, Bradford	1
Ponte Vedra Beach, Orange	1
Port Orange , Volusia	1
Port Saint Lucie, Indian River	1
San Antonio, Dade	1
San Diego, Unknown	1
Sanford, Palm Beach	1
Russellville, Hillsborough	1
Saint Augustine, Okaloosa	1
Steinhatchee, Alachua	1
Tampa, Escambia	1
Tampa, Manatee	1
Tangerine, Lake	1
University Of Central Florida, Hillsborough	1
University Of Central FI, Pasco	1
Village Of Palm Springs, Palm Beach	1
Virginia Beach, Alachua	1
Webster, Pasco	1
Union City, Bradford	1
Sebastian, Lake	1
Westerville, Hillsborough	1
Wilton Manors, Dade	1
Wilbur By The Sea, Volusia	1
Willowbrook, Lee	1
Winston Salem, Unknown	1
Winter Garden, Hillsborough	1
Woodland Hills, Brevard	1
Youngstown, Calhoun	1
Yulee, Duval	1

COVID-19: characteristics of 1,971,271 Florida resident cases

Data through Mar 20, 2021 verified as of Mar 21, 2021 at 09:25 AM

Data in this report are provisional and subject to change.

The table below includes the cities and counties of residence for cases in Florida residents based on the patient's ZIP Code. Note that city is not always received as part of the initial notification and may be missing while the case is being investigated.

City and county	Cases
Pound Ridge, Leon	1
Port Charlotte Fl, Unknown	1
Ponce, Orange	1
Plant City, Pinellas	1
Plantation, Unknown	1
Plant City, Hendry	1
Orlando, Highlands	1
Newport Beach, Palm Beach	1
North Little Rock, Palm Beach	1
Ocoee, Polk	1
Opa Locka, Unknown	1
Orem, Nassau	1
Olando, Orange	1
Sumter Ville, Unknown	1
Tallahassee, Escambia	1
Springhill, Unknown	1
Tampa, Dade	1
Tampa, Lee	1
South Otselic, Dade	1
Southampton, Palm Beach	1
Stockbridge, Leon	1
Sullivans Island, Dade	1
Sevierville, Dade	1
Saint Petersburg, Dade	1
San Juan, Osceola	1
San Pedro Sula, Dade	1
Sandy, Duval	1
Richmond Heights, Dade	1
Riverview, Pinellas	1
Rochester, Lee	1
Rosemary Beach, Bay	1
Saint Cloud, Orange	1
West Simsbury, Collier	1
Wayne, Dade	1
Windermere, Polk	1
Winter Park, Lake	1
Tinley Park, Lee	1
University Of Central Fl, Dade	1
Telluride, Lee	1
Export, Palm Beach	1
Fdsf, Unknown	1
Felda, Palm Beach	1
Flagler Beach, Volusia	1
Flora, Lee	1
Downers Grove, St. Lucie	1
Fort Myers, Lake	1
Fresno, Pasco	1
Fruitland Park, Sumter	1
Fwb, Unknown	1
Gainesville, Marion	1
Gastonia, Polk	1
Clearwater, Highlands	1
Clermont, Unknown	1
Columbia, Orange	1
Coral Gables, Unknown	1
Coral Springs, Unknown	1
Cornelius, Leon	1
Crestview, Dade	1
Dade City, Polk	1

COVID-19: characteristics of 1,971,271 Florida resident cases

Data through Mar 20, 2021 verified as of Mar 21, 2021 at 09:25 AM

Data in this report are provisional and subject to change.

The table below includes the cities and counties of residence for cases in Florida residents based on the patient's ZIP Code. Note that city is not always received as part of the initial notification and may be missing while the case is being investigated.

City and county	Cases
Dania, Unknown	1
Darien, Pasco	1
Arcadia, Charlotte	1
Aspen, Palm Beach	1
Atlanta, Broward	1
Aurburndale, Polk	1
Aventura, Unknown	1
Azalea Park, Sarasota	1
Bartow, Unknown	1
Biscayne Park, Broward	1
Boca Rotan, Unknown	1
Alpharetta, Alachua	1
Apalachicola, Leon	1
Brooksville, Columbia	1
Bryn Mawr, Collier	1
Canfield, Duval	1
Naugatuck, Lee	1
New Vernon, Sarasota	1
New York, Broward	1
Northville, Broward	1
Ocala, Indian River	1
Ocoee, Broward	1
Myakka, Duval	1
Maitland, Unknown	1
Melbourne, Orange	1
Miami Beach, Palm Beach	1
Miami Granders, Dade	1
Missing, Baker	1
Middleburg, Unknown	1
Milford, Palm Beach	1
Milford, Polk	1
Minneapolis, Broward	1
Johns Island, Wakulla	1
Killarney, Orange	1
Knoxville, Duval	1
Havanna, Gadsden	1
Jacksonville, Palm Beach	1
Hilliard, Dade	1
Hollywood, Leon	1
Holt, Unknown	1
Homestead, Monroe	1
Humble, Broward	1
Green, Clay	1
Greensburg, Orange	1
Greenville, Monroe	1
Gulf Shores, Escambia	1
Los Angeles, Polk	1
Lakeland, Pasco	1
Lakewood, Unknown	1
Lake City, Volusia	1
Orlando, Union	1
Ovido, Seminole	1
Oxford, Palm Beach	1
Opalocka, Dade	1
North Canton, Palm Beach	1
Oakland, Leon	1
Ocala, Alachua	1
Okeechobee, St. Lucie	1
Miamf, Dade	1

COVID-19: characteristics of 1,971,271 Florida resident cases

Data through Mar 20, 2021 verified as of Mar 21, 2021 at 09:25 AM

Data in this report are provisional and subject to change.

The table below includes the cities and counties of residence for cases in Florida residents based on the patient's ZIP Code. Note that city is not always received as part of the initial notification and may be missing while the case is being investigated.

City and county	Cases
Miami G, Dade	1
Miami, Collier	1
Miami, St. Lucie	1
New Richmond, Volusia	1
Rio Dell, Volusia	1
Rochelle, Volusia	1
Port Orange, Unknown	1
Port Saint Lucie, Orange	1
Princeton, Alachua	1
Provincetown, Collier	1
Panama City, Walton	1
Palm Coast, Duval	1
Perry, Leon	1
Perth Amboy, Monroe	1
Spring Park, Alachua	1
Steinhatchee, Madison	1
South Burlington, Orange	1
Shannon, Collier	1
Soldotna, Broward	1
Saint Cloud, Lee	1
Saint Johns, Orange	1
San Antonio, Sarasota	1
San Antonio, Unknown	1
Sanford, Volusia	1
Wesley Chapel, Alachua	1
Wheaton, Lee	1
Wilmington, Broward	1
Winter Park, Osceola	1
Wood River, Polk	1
Worcester, Palm Beach	1
Winter Park, Alachua	1
Tampa, Volusia	1
Tangerine, Seminole	1
Tewksbury, Orange	1
Toms River, Dade	1
Umatilla, Alachua	1
University Of Central Florida, Monroe	1
Virginia Beach, Hernando	1
Waco, Broward	1
Washington, Broward	1
Marshall, Palm Beach	1
Marianna, Calhoun	1
Lemoyne, Manatee	1
Los Angeles, Palm Beach	1
Lyndhurst, Broward	1
Magnolia Square, Osceola	1
Maitland, Alachua	1
Lake In The Hills, Columbia	1
Lake Placid, Alachua	1
Kingsland, Duval	1
Kissimmee, Brevard	1
Lawrence Township, Palm Beach	1
Las Vegas, Orange	1
Lake Worth Beach, Broward	1
Land Of Lakes, Pasco	1
Lander, Citrus	1
Floral, Escambia	1
Grassy Key, Monroe	1
Gainesville, Baker	1

COVID-19: characteristics of 1,971,271 Florida resident cases

Data through Mar 20, 2021 verified as of Mar 21, 2021 at 09:25 AM

Data in this report are provisional and subject to change.

The table below includes the cities and counties of residence for cases in Florida residents based on the patient's ZIP Code. Note that city is not always received as part of the initial notification and may be missing while the case is being investigated.

City and county	Cases
Gilmer, Dade	1
Haverford, Hillsborough	1
Herrin, Orange	1
Jacksonville, Manatee	1
Jamaica, Broward	1
Jupiter, Unknown	1
Jersey City, Polk	1
Bryant, Alachua	1
Bronx, Broward	1
Buffalo, Palm Beach	1
Carol Stream, Orange	1
Castleberry, Escambia	1
Charlotte, Pasco	1
Apo, Pasco	1
Apopka, Flagler	1
99, Unknown	1
Alanson, Bay	1
Aollywoss, Dade	1
Boca Raton, Unknown	1
Bohealia, Lee	1
Blowing Rock, Polk	1
Belleair, Hillsborough	1
Dorchester, Orange	1
Deland, Polk	1
Dallas, Lee	1
De Leon Springs, Putnam	1
Dearborn, Lee	1
Estero, Collier	1
Fanning Springs, Levy	1
Fargo, Unknown	1
Felton, Manatee	1
Clear Brook, Lee	1
Crestview, Holmes	1
Cumberland, Palm Beach	1
Dade City, Hillsborough	1
College Station, Lake	1
Columbus, Brevard	1
Cookeville, Seminole	1
Venice, Unknown	1
Vernon, Unknown	1
Westbrook, Dade	1
Wichita, Volusia	1
Washington, Unknown	1
Wells, Polk	1
Zolfo Springs, Polk	1
Winder Garden, Orange	1
Windermere, Leon	1
Windermere, Osceola	1
Windermere, Seminole	1
Winter Garden, Broward	1
Winter Garden, Pinellas	1
Winter Park, Broward	1
Winter Park, Indian River	1
Saint Cloud, Unknown	1
Saint Johns, Unknown	1
Shelton, Manatee	1
Sodus, Charlotte	1
Saint Petersburg, St. Lucie	1
Sandford, Seminole	1

COVID-19: characteristics of 1,971,271 Florida resident cases

Data through Mar 20, 2021 verified as of Mar 21, 2021 at 09:25 AM

Data in this report are provisional and subject to change.

The table below includes the cities and counties of residence for cases in Florida residents based on the patient's ZIP Code. Note that city is not always received as part of the initial notification and may be missing while the case is being investigated.

City and county	Cases
Sarasota, Flagler	1
Saxis, Lee	1
Schenectady, Polk	1
Sebring, Lee	1
Sun City Center, Hardee	1
Sunny Isles Beach, Broward	1
Spring Hill , Hernando	1
Spring Hill, Dade	1
Starke, Clay	1
Stone Mountain, Palm Beach	1
Tulsa, Orange	1
Tiffin, Highlands	1
Tallahassee, Duval	1
Tallahassee, Unknown	1
Tampa, Palm Beach	1
Tavares, Marion	1
Plantation, Orange	1
Pompano Beach, Martin	1
Potomac, Palm Beach	1
Port Everglades, Broward	1
Rye, Duval	1
Rex, Duval	1
Parker, Dade	1
Parker, Leon	1
Peoria, Unknown	1
Palm Coast, Polk	1
Pacifica, Dade	1
Orlando, Columbia	1
Orlando, Indian River	1
Orem, Broward	1
Ormond Beach, Unknown	1
Oviedo, Brevard	1
Orlando, Sarasota	1
Ocoee, Osceola	1
Okeechobee, Broward	1
North Pole, Seminole	1
North Port, Lee	1
Old Town, Alachua	1
Omaha, Palm Beach	1
Ona, Manatee	1
Oooooo, Unknown	1
Opa Locka, Broward	1
Orange City, Seminole	1
Orange Park , Duval	1
New Orleans, Palm Beach	1
Newark, Broward	1
Newburgh, Bay	1
Navarre, Dade	1
Macdill Air Force Base, Hillsborough	1
Los Angeles Ca, Unknown	1
Los Angeles, Hardee	1
Largo, Unknown	1
Littleton, Dade	1
Miami Beach, Broward	1
Middlesburg, Duval	1
Miami Lakes, Unknown	1
Miami, Hillsborough	1
Miami, Manatee	1
Margate, Dade	1

COVID-19: characteristics of 1,971,271 Florida resident cases

Data through Mar 20, 2021 verified as of Mar 21, 2021 at 09:25 AM

Data in this report are provisional and subject to change.

The table below includes the cities and counties of residence for cases in Florida residents based on the patient's ZIP Code. Note that city is not always received as part of the initial notification and may be missing while the case is being investigated.

City and county	Cases
Marshall, Dade	1
Mary Esther, Unknown	1
Medford, Palm Beach	1
Harrison, Pinellas	1
Holly Ridge, Orange	1
Homeless, Polk	1
Homosassa, Hernando	1
Leesburg, Marion	1
Lehigh Acres, Dade	1
Lewisburg, Pasco	1
Lake City, Hamilton	1
La Grange, Dade	1
Jerusalem, St. Johns	1
East Hampton, Palm Beach	1
Cypress, Leon	1
Davenport, Orange	1
Deland, St. Lucie	1
Deltona, Orange	1
Fort Myers-, Lee	1
Fort Pierce, Unknown	1
Gainesville, Duval	1
Granada Hills, Broward	1
Guilford, Dade	1
Hailandale, Unknown	1
Fort Myers, Manatee	1
Foley, Escambia	1
Conway, Leon	1
Coventry, Broward	1
Clermont, Volusia	1
Clewiston, Glades	1
Bridgeport, Dade	1
Bronx, Palm Beach	1
Cartersville, Unknown	1
Altoona, Marion	1
Anaheim, Unknown	1
Argyle, Walton	1
Athens, Duval	1
Bogota, Orange	1
Bradenton, Dade	1
Bradenton, Osceola	1
Dona Vista, Lake	1
East Setauket, Palm Beach	1
El Dorado, Palm Beach	1
Fleming Island, Duval	1
Fellsmere, Brevard	1
Crestview, Broward	1
Clearwater, Leon	1
Charlotte, Alachua	1
Dalecity, Okaloosa	1
Daytona Beach, Orange	1
Deerfield Beach, Polk	1
Crystal River, Marion	1
Crystal River, Unknown	1
Canton, Duval	1
Cantonment, Santa Rosa	1
Cape Coral, Unknown	1
Brooklyn, Polk	1
Bryceville, Duval	1
Bradenton, Lee	1

COVID-19: characteristics of 1,971,271 Florida resident cases

Data through Mar 20, 2021 verified as of Mar 21, 2021 at 09:25 AM

Data in this report are provisional and subject to change.

The table below includes the cities and counties of residence for cases in Florida residents based on the patient's ZIP Code. Note that city is not always received as part of the initial notification and may be missing while the case is being investigated.

City and county	Cases
Boca Raton, Dade	1
Boca Raton, Madison	1
Bogota, Unknown	1
Bal Harbour, Broward	1
Atlanta, Walton	1
Attalla, Broward	1
Auburn, Palm Beach	1
Autaugaville, Broward	1
Apopka, Volusia	1
Alachua, Suwannee	1
Alafaya, Broward	1
Alafaya, Pinellas	1
Macclenny, Dixie	1
Madison, Jefferson	1
Maitland, Collier	1
Miami Dade, Unknown	1
Merrick, Palm Beach	1
Metter, Manatee	1
Miami, Osceola	1
Miamiardens, Unknown	1
Miamksaohes, Dade	1
Jacksonville, Baker	1
Jacksonville, Marion	1
Jupiter Inlet, Palm Beach	1
Jzx, Unknown	1
Irmo, Unknown	1
Key West, Palm Beach	1
Kilgore, Dade	1
Lake Clarke Shores, Palm Beach	1
Lake Forest, Collier	1
Land O Lakes, Unknown	1
Lawton, Okaloosa	1
Levittown, Palm Beach	1
Lima, Manatee	1
Lima, Volusia	1
Florida City, Unknown	1
Fort Lauderdale, Collier	1
Fort Myers, Alachua	1
Gainesville, Levy	1
Glen Cove, Unknown	1
Glen Saint Mary, Duval	1
Golden Oak, Hillsborough	1
Golf, Palm Beach	1
Greensboro, Leon	1
Immokalee, Walton	1
Twentynine Palms, Broward	1
Surprise, Unknown	1
Syracuse, Unknown	1
Waukesha, Volusia	1
Venezuela, Unknown	1
St Cloud, Orange	1
St Helena Is, Dade	1
South Miami, Broward	1
Saint Petersburg, Bay	1
San Marcos, Unknown	1
Vernon, Walton	1
West Miami, Unknown	1
Whippany, Volusia	1
Xifamk, Dade	1

COVID-19: characteristics of 1,971,271 Florida resident cases

Data through Mar 20, 2021 verified as of Mar 21, 2021 at 09:25 AM

Data in this report are provisional and subject to change.

The table below includes the cities and counties of residence for cases in Florida residents based on the patient's ZIP Code. Note that city is not always received as part of the initial notification and may be missing while the case is being investigated.

City and county	Cases
Windermere, Alachua	1
Winfield, Hillsborough	1
Winter Garden, Unknown	1
Winter Park, Brevard	1
Winter Park, Unknown	1
Ocala, Duval	1
Okeechobi, Unknown	1
North Brunswick, St. Lucie	1
North Grafton, Dade	1
North Lauderdale, Unknown	1
North Porte, Unknown	1
Notrealville, Polk	1
Monument, Broward	1
Morrisville, Palm Beach	1
Myrtle Beach, Broward	1
Nashville, Palm Beach	1
Mokena, Lee	1
Orlando, Walton	1
Oviedo, Lake	1
Pensacola, Dade	1
Panomo City, Bay	1
Parrish, Sarasota	1
Orlando, Gadsden	1
Orlando, Hernando	1
Orlando, St. Johns	1
Orem, Dade	1
Orlando, Citrus	1
Rye, Palm Beach	1
Ridgewood, Lee	1
Roayl Palm Beach, Palm Beach	1
Roseville, Broward	1
Plantation, Leon	1
Pooler, Broward	1
Port St. Lucie, Unknown	1
Punta Gorda, Sarasota	1
Putnam, Putnam	1
Denton, Broward	1
Destin, Bay	1
Clearwater, Hillsborough	1
Coal City, Pasco	1
Crescent City, Marion	1
Crestview, Unknown	1
Commerce Township, Manatee	1
Coral Gables , Dade	1
Crawfordville, Alachua	1
Fort Lauderdale, Lee	1
Eureka, Flagler	1
Evansville, Citrus	1
Fort Worth, Broward	1
Franklin, Orange	1
Frostproof, Highlands	1
Gainesville, Palm Beach	1
Gainesville, Santa Rosa	1
Brownsville, Escambia	1
Bonnie, St. Johns	1
Belleair Bluffs, Unknown	1
Celebration, Orange	1
Chicago, Broward	1
Choctaw Beach, Unknown	1

COVID-19: characteristics of 1,971,271 Florida resident cases

Data through Mar 20, 2021 verified as of Mar 21, 2021 at 09:25 AM

Data in this report are provisional and subject to change.

The table below includes the cities and counties of residence for cases in Florida residents based on the patient's ZIP Code. Note that city is not always received as part of the initial notification and may be missing while the case is being investigated.

City and county	Cases
Austin, Dade	1
Apo, Collier	1
Big Torch Key, Monroe	1
Black, Holmes	1
Boca Raton, Lee	1
Bonifay, Unknown	1
8852 Teacher Ln, Pasco	1
Addison, Pasco	1
Apopka, Citrus	1
Apopka, Hillsborough	1
Arabi, Orange	1
Litchfield Park, Monroe	1
Littleton, St. Johns	1
Lake Worth, Unknown	1
Lake In The Hills, Broward	1
Jupiter, Pinellas	1
Kansas City, Palm Beach	1
Indianapolis, Lee	1
Gwynn Oak, Polk	1
Milford, Bay	1
Milford, Unknown	1
New Canaan, Dade	1
Na, Dade	1
Missing, Franklin	1
Mossy Head, Walton	1
Mattoon, Lee	1
Melbourne, Volusia	1
Los Angeles, Orange	1
Maitland, Palm Beach	1
Marianna, Leon	1
Marianna, Washington	1
Mary Esther, Hillsborough	1
Saint Charles, Orange	1
Roswell, Bay	1
Ruskin, Dade	1
Ruskin, Manatee	1
Scottsdale, Brevard	1
Scottsdale, Palm Beach	1
Saint Petersburg, Duval	1
Saint Petersburg, Manatee	1
Tampa, Duval	1
Tavares, Unknown	1
Temple, Palm Beach	1
St Peterburg, Orange	1
Stiamk, Dade	1
Summerdale, Escambia	1
Surfside Beach, Orange	1
Sun City Center, Lee	1
Port Saint Lucie, Marion	1
Port St Luice, Unknown	1
Plymouth, Pasco	1
Pensacola Naval Hospital, Escambia	1
Pass-A-Grille, Pinellas	1
Oviedo, Orange	1
Pace, Escambia	1
Painted Post, Pasco	1
Palatka, Marion	1
Newaygo, Charlotte	1
North Port, Charlotte	1

COVID-19: characteristics of 1,971,271 Florida resident cases

Data through Mar 20, 2021 verified as of Mar 21, 2021 at 09:25 AM

Data in this report are provisional and subject to change.

The table below includes the cities and counties of residence for cases in Florida residents based on the patient's ZIP Code. Note that city is not always received as part of the initial notification and may be missing while the case is being investigated.

City and county	Cases
Okeechobee, Unknown	1
Winnetka, Dade	1
Winter Garden, Osceola	1
Winter Haven, Osceola	1
Winter Park, Duval	1
Winter Park, Palm Beach	1
Weston, Unknown	1
Wildwood, Lee	1
Willington, Lee	1
Winter Springs, Polk	1
Youngstown, Washington	1
West Hollywood, Broward	1
Wakefield, Broward	1
Waverly, Duval	1
Wabasha, Clay	1
Unknown, Duval	1
Upland, Manatee	1
Crossings, Unknown	1
Davenport, Lake	1
Davie, Unknown	1
Dayton, Orange	1
Dearborn Heights, Hillsborough	1
Edgewood, Broward	1
Elkton, Putnam	1
Chesterfield, Broward	1
Carteret, Polk	1
Cincinnati, Dade	1
Connellsville, Highlands	1
Armstrong, St. Johns	1
Atl, Brevard	1
Alva, Escambia	1
Andalusia, Escambia	1
Arcadia, Highlands	1
Baker, Santa Rosa	1
Belleville, Palm Beach	1
Belmont, Santa Rosa	1
Blountstown, Broward	1
Bronson, Alachua	1
Brooker, Alachua	1
Bradenton, Clay	1
Brandon, Pinellas	1
Bonita, Lee	1
Bocaraten, Palm Beach	1
Middletown, Osceola	1
Missing, Gilchrist	1
Monroe, Hillsborough	1
Nantucket, Palm Beach	1
New Vernon, Palm Beach	1
Mayaguez, Dade	1
Macclenny, Duval	1
Mantua, Broward	1
Longwood, Broward	1
Lucedale, St. Lucie	1
Kure Beach, Monroe	1
Lakeland, Palm Beach	1
Hudson, Pinellas	1
Hoosick Falls, Broward	1
Indian Rock Beach, Palm Beach	1
Interlachen, Duval	1

COVID-19: characteristics of 1,971,271 Florida resident cases

Data through Mar 20, 2021 verified as of Mar 21, 2021 at 09:25 AM

Data in this report are provisional and subject to change.

The table below includes the cities and counties of residence for cases in Florida residents based on the patient's ZIP Code. Note that city is not always received as part of the initial notification and may be missing while the case is being investigated.

City and county	Cases
Kechi, Orange	1
Floralá, Okaloosa	1
Forestville, Volusia	1
Gibsonston, Unknown	1
Gainesville, Okaloosa	1
Gainesville, Unknown	1
Greenbrier, Bay	1
Groveland, Orange	1
Hialeahgardens, Dade	1
Hiram, Leon	1
Westlake Village, Unknown	1
White Plains, Broward	1
Whites Creek, Leon	1
Windermere, Volusia	1
Wtixrat, Dade	1
Watersound, Bay	1
Unk, Duval	1
Ventura, Orange	1
University Of Central Florida, Lee	1
Trenton, Dixie	1
Unknown, Unknown	1
Toms River, Lee	1
Tourist, Dade	1
Seffenner, Hillsborough	1
Seminole, Lee	1
Saint Petersburg, Charlotte	1
Puerto Rico, Unknown	1
Punta Gorda, Unknown	1
Randolph, Orange	1
Rivera Beach, Palm Beach	1
Saint Augustine, Flagler	1
Sunrtise, Dade	1
Tallahassee, Madison	1
Stratford, Broward	1
Pembroke Pines, Orange	1
Pensacola, Sumter	1
Paducah, Manatee	1
Palm Coast, Unknown	1
Perth Amboy, Hillsborough	1
Port Orange, Brevard	1
Powell, Lee	1
Newberry, Levy	1
North Laud, Unknown	1
Ocala, Citrus	1
Ocoee, Unknown	1
Odessa, Dade	1
Oldsrav, Manatee	1
Orlando, Jackson	1
Orlando, Lee	1
Prattville, Hillsborough	1
Prestonsburg, Bay	1
Quincy, Jackson	1
Rapid City, Broward	1
Russellville, Bay	1
Sagamore Beach, Charlotte	1
Saint Augustine, Broward	1
Saint Cloud, Palm Beach	1
Petersburg, Manatee	1
Piasa, Putnam	1

COVID-19: characteristics of 1,971,271 Florida resident cases

Data through Mar 20, 2021 verified as of Mar 21, 2021 at 09:25 AM

Data in this report are provisional and subject to change.

The table below includes the cities and counties of residence for cases in Florida residents based on the patient's ZIP Code. Note that city is not always received as part of the initial notification and may be missing while the case is being investigated.

City and county	Cases
Saint Joseph, Volusia	1
San Antonio, Orange	1
Sanford, Unknown	1
Seminole, Leon	1
Suitland, Volusia	1
Shalimar, Unknown	1
Shirley, Flagler	1
Oldsmar, Hillsborough	1
Olean, Alachua	1
North Palm Beach, Orange	1
Northport, Sarasota	1
Oakland, Lee	1
Missing, Levy	1
Myakka City, Sarasota	1
New Middletown, Hillsborough	1
New Port Richey, Pinellas	1
New Port Richey, Unknown	1
Newberry, Marion	1
Newtown, Lake	1
Orlo Vista, Orange	1
Other, Dade	1
Palm Beach Gardens, Unknown	1
Palmetto Bay, Palm Beach	1
Palmetto, Pasco	1
Parma, Manatee	1
Pass-A-Grille Beach, Pinellas	1
Syracuse, Polk	1
Tallahassee, Dade	1
Tamarac, Dade	1
Tampa, Unknown	1
Tavares, Orange	1
Tequesta, Martin	1
Topsham, Manatee	1
Town Of Nocatee, St. Johns	1
Troy, Manatee	1
Unkn, Duval	1
Waipahu, Santa Rosa	1
Ward, Polk	1
Wellborn, Columbia	1
Sunbright, Palm Beach	1
Winter Garden, Duval	1
Woodbine, Nassau	1
West Aplm Beach, Palm Beach	1
West Yarmouth, St. Lucie	1
Venetian Islands, Dade	1
Yulee, St. Johns	1
Zephyrhills, Hillsborough	1
Matawan, Palm Beach	1
Mckinney, Broward	1
Miamc, Dade	1
Milford, Lee	1
Missing, Okeechobee	1
Monroe Township, Palm Beach	1
Moore Haven, Okeechobee	1
Morrisville, Unknown	1
Lake Butler, Alachua	1
Kingsland, Nassau	1
Knoxville, Bay	1
Ldhl, Broward	1

COVID-19: characteristics of 1,971,271 Florida resident cases

Data through Mar 20, 2021 verified as of Mar 21, 2021 at 09:25 AM

Data in this report are provisional and subject to change.

The table below includes the cities and counties of residence for cases in Florida residents based on the patient's ZIP Code. Note that city is not always received as part of the initial notification and may be missing while the case is being investigated.

City and county	Cases
Las Vegas, Palm Beach	1
Longwood, Volusia	1
Lincoln, St. Lucie	1
Little Neck, Lee	1
Jupiter, St. Lucie	1
Kenilworth, Leon	1
Key West, Duval	1
Keys West, Unknown	1
Jacksonville, Orange	1
Jefferson, Dade	1
Jonesboro, Leon	1
Inverness, Marion	1
Inwood, Broward	1
Irvine, Marion	1
Istachatta, Hernando	1
Homeless, Monroe	1
Homeless, Pinellas	1
Howell, Dade	1
Hudson, Hernando	1
Hoclywsod, Dade	1
Holiday, Pinellas	1
Hernando, Marion	1
Hialeah, Collier	1
Indian Rocks Beach, Duval	1
Indiantown, Palm Beach	1
Inglewood, Sarasota	1
Dallas, Hernando	1
Dearborn, Broward	1
Deer Park, Dade	1
Carmel, Orange	1
Cedar Springs, Hernando	1
Caracas, Dade	1
Coconut Ck, Unknown	1
Chicago, Unknown	1
Brooklyn, Dade	1
Brooklyn, Lee	1
Bonnie, Broward	1
Boston, Broward	1
Bel Air, Collier	1
Apopka, Clay	1
Asheville, Highlands	1
Astoria, Broward	1
Atmore, Escambia	1
Bartow, Hardee	1
O, Manatee	1
Acworth, Okaloosa	1
Alachua, Duval	1
Alpharetta, Broward	1
Downingtown, Broward	1
Downingtown, Hillsborough	1
Dpo, Santa Rosa	1
Dunedin, Unknown	1
Deerfield, Dade	1
Deland, Seminole	1
Dayton, Lake	1
Daytona Beach, Pinellas	1
Erie, Monroe	1
East Palatka, Hillsborough	1
Eastpoint, Leon	1

COVID-19: characteristics of 1,971,271 Florida resident cases

Data through Mar 20, 2021 verified as of Mar 21, 2021 at 09:25 AM

Data in this report are provisional and subject to change.

The table below includes the cities and counties of residence for cases in Florida residents based on the patient's ZIP Code. Note that city is not always received as part of the initial notification and may be missing while the case is being investigated.

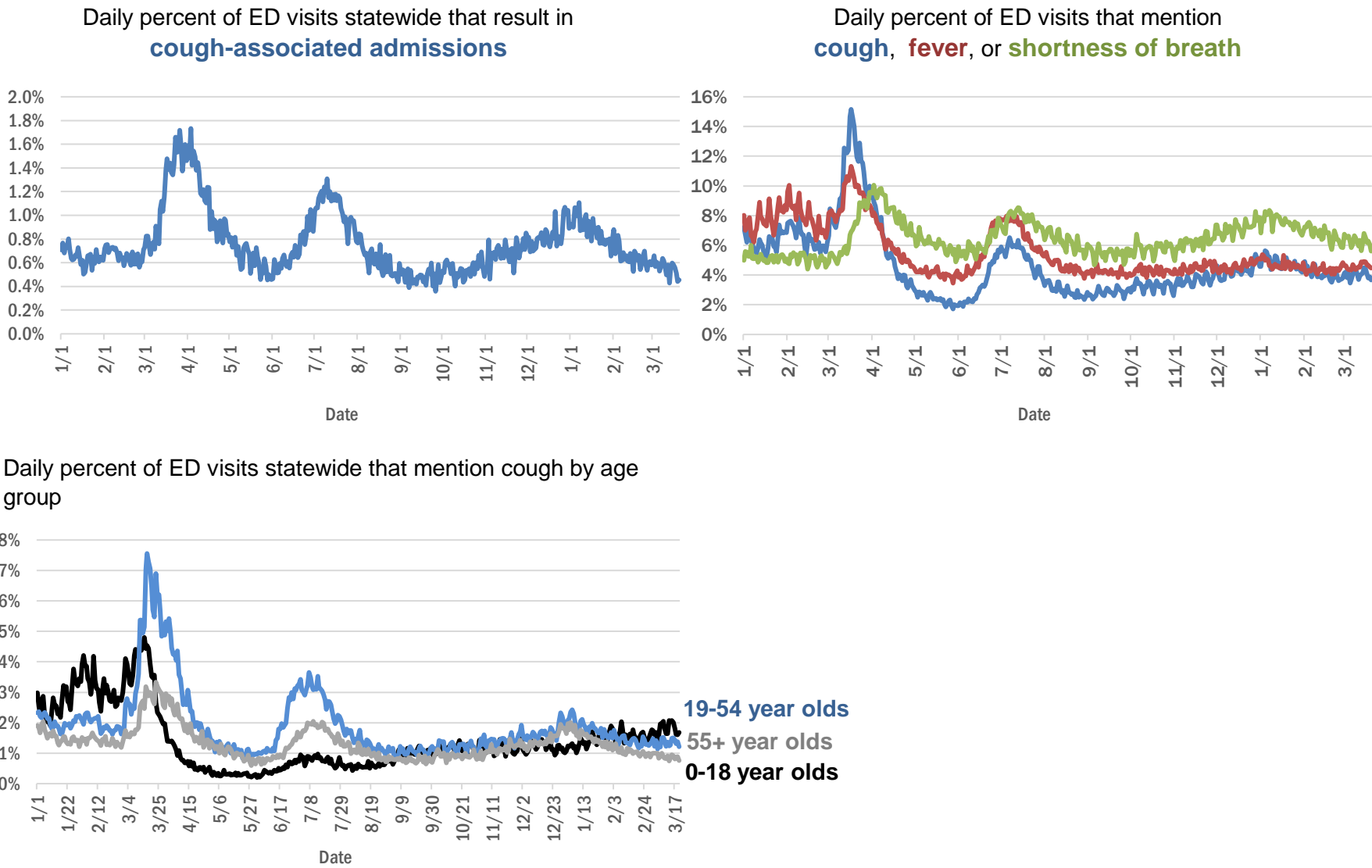
City and county	Cases
Deltona, Seminole	1
Fort Lauderdale, Leon	1
Fort Myers, Sarasota	1
Fort Pierce, Palm Beach	1
Fort White, Clay	1
Garden City, Alachua	1
Gaylord, Orange	1
Gotcha, Orange	1
Greensburg, Palm Beach	1
Haines City, Osceola	1
Hallandale, Unknown	1
Helen, Bay	1
Total	1,971,271

COVID-19: additional surveillance information

Data through Mar 20, 2021 verified as of Mar 21, 2021 at 09:25 AM

Data in this report are provisional and subject to change.

Statewide emergency department (ED) chief complaint and admission data



The Electronic Surveillance System for the Early Notification of Community-Based Epidemics (ESSENCE-FL) includes chief complaint data from 211 of 211 Florida EDs. Data are transmitted electronically to ESSENCE-FL daily or hourly.

COVID-19: testing by laboratory

Data through Mar 20, 2021 verified as of Mar 21, 2021 at 09:25 AM

Data in this report are provisional and subject to change.

The numbers in the table below represent the number of Florida and non-Florida residents for whom test results were received by the Department of Health. A person can be tested by more than one laboratory and can have both positive and negative results. **Therefore, the sum of the numbers in each column will be larger than the total number of people tested.**

Reporting lab	Inconclusive	Negative	Positive	Percent positive	Total
CURATIVE LABS	14,782	1,586,403	241,285	13%	1,842,470
LABORATORY CORPORATION OF AMERICA	2,553	1,615,651	219,853	12%	1,838,057
QUEST DIAGNOSTICS	11,836	1,368,995	201,307	13%	1,582,138
BIO REFERENCE LABORATORIES, INC	7,567	935,718	179,622	16%	1,122,907
HELIX	8,905	649,976	113,305	15%	772,186
REALTOX LABS LLC	6,516	597,091	98,097	14%	701,704
NOMI_HEALTH	2,828	452,812	62,176	12%	517,816
RCA LABORATORY SERVICES, LLC/GENETWORX		413,931	44,648	10%	458,579
GENETWORX	661	390,598	32,976	8%	424,235
CDR MAGUIRE - HEALTH CARE CENTER		338,623	51,551	13%	390,174
PALM BEACH BALLPARK		236,026	23,797	9%	259,823
IMPACT HEALTH BIOMETRIC TESTING, INC	1,041	220,881	26,163	11%	248,085
PWNHEALTH	1,589	217,539	28,943	12%	248,071
EAST FLORIDA STATE COLLEGE - BREVARD		212,886	26,986	11%	239,872
BPHL-JACKSONVILLE	18	188,049	32,521	15%	220,588
NOMI HEALTH LAB SERVICES		172,673	19,915	10%	192,588
ADVENTHEALTH LAB	99	165,374	21,204	11%	186,677
FULGENT DIAGNOSTICS LABORATORY	3,351	154,695	17,370	10%	175,416
MAKO GENOMICS	7,769	139,999	25,523	15%	173,291
BPHL-MIAMI	225	146,064	24,397	14%	170,686
CB SMITH PARK		150,116	18,792	11%	168,908
MAYO CLINIC LABORATORIES	336	138,967	17,484	11%	156,787
ELABNETWORK	1,059	138,428	11,829	8%	151,316
BAYCARE LABORATORIES LLC	604	133,940	11,566	8%	146,110
MEMORIAL REGIONAL HOSPITAL SOUTH	27	115,929	23,634	17%	139,590
ASCENSION SACRED HEART HOSPITAL - PENSACOLA	2	115,346	17,909	13%	133,257
ORLANDO HEALTH SYSTEM	683	118,784	12,189	9%	131,656
NORTHWEST LABORATORY	246	121,083	6,475	5%	127,804
BIOCOLLECTIONS WORLDWIDE, INC	738	110,773	13,520	11%	125,031
AEGIS SCIENCES CORPORATION	990	101,369	16,820	14%	119,179
ADVENT HEALTH LAB	112	101,258	13,956	12%	115,326
MEDICAL DIAGNOSTIC LABORATORIES	976	98,588	14,220	12%	113,784
AKESOGEN		93,148	17,998	16%	111,146
TESTING MATTERS INC	780	92,992	16,362	15%	110,134
BPHL-TAMPA (SPECTRUM BLVD)	45	90,813	16,693	16%	107,551
UF HEALTH MEDICAL LAB	33	97,802	9,153	9%	106,988
TAMPA GENERAL HOSPITAL	4	92,872	8,893	9%	101,769
DIATHERIX LABORATORIES (VRL EUROFINs)	1	84,972	12,613	13%	97,586
KORVALABS, INC	1,285	91,556	4,704	5%	97,545
SUNPATH MEDICAL DIAGNOSTICS LABORATORY	826	78,259	12,041	13%	91,126
BAPTIST HEALTH SOUTH FLORIDA	362	78,461	12,003	13%	90,826
ASCENSION ST VINCENT'S - RIVERSIDE	1	71,555	10,105	12%	81,661
SOUTH MIAMI HOSPITAL LAB	445	65,663	9,371	12%	75,479
JACKSON MEMORIAL HOSPITAL CLINICAL LAB	79	63,838	11,557	15%	75,474
LAKELAND REGIONAL MEDICAL CENTER	129	66,417	8,690	12%	75,236
UF HEALTH SHANDS HOSPITAL	487	61,681	4,516	7%	66,684
AMERICAN HEALTH ASSOCIATES	9	60,661	5,199	8%	65,869

COVID-19: testing by laboratory

Data through Mar 20, 2021 verified as of Mar 21, 2021 at 09:25 AM

Data in this report are provisional and subject to change.

The numbers in the table below represent the number of Florida and non-Florida residents for whom test results were received by the Department of Health. A person can be tested by more than one laboratory and can have both positive and negative results. **Therefore, the sum of the numbers in each column will be larger than the total number of people tested.**

Reporting lab	Inconclusive	Negative	Positive	Percent positive	Total
INGENIOUS PERSONALIZED MEDICINE	210	53,951	10,916	17%	65,077
AIT LABORATORIES		53,152	6,493	11%	59,645
APPLIED INGENUITY DIAGNOSTICS LLC		53,526	2,445	4%	55,971
BAPTIST HEALTH - JACKSONVILLE	4	49,556	3,975	7%	53,535
ARUP LABORATORIES	16	50,088	2,925	6%	53,029
GENESIS REFERENCE LABORATORIES		47,034	5,163	10%	52,197
TALLAHASSEE MEMORIAL HOSPITAL	240	44,420	5,503	11%	50,163
MINUTECLINIC LLC		42,230	7,093	14%	49,323
SARASOTA MEMORIAL HOSPITAL MAIN LAB	12	43,536	3,744	8%	47,292
ADVENTIST HEALTH SYSTEMS SUNBELT INC DBA		41,681	4,970	11%	46,651
BROWARD GENERAL MEDICAL CENTER-CLINICAL LAB	2	41,348	4,530	10%	45,880
VIRACOR EUROFINS		35,766	9,842	22%	45,608
NICKLAUS CHILDREN'S HOSPITAL	70	39,191	5,201	12%	44,462
FLORIDA HOSPITAL - TAMPA	37	40,628	3,348	8%	44,013
MILLENNIUM PHYSICIAN GROUP	17	35,213	6,800	16%	42,030
DWIC OF TAMPA BAY INC		36,220	4,511	11%	40,731
LEE HEALTH - CAPE CORAL HOSPITAL	3	34,654	5,646	14%	40,303
UNIVERSITY OF MIAMI HOSPITAL	139	36,238	3,695	9%	40,072
UF HEALTH JACKSONVILLE	53	34,410	4,009	10%	38,472
MEDFAST URGENT CARE CENTERS, LLC	20	33,155	4,968	13%	38,143
ECCO LAB GROUP CO	523	32,058	4,649	12%	37,230
ORANGE COUNTY CONVENTION CENTER		33,330	3,703	10%	37,033
MIAMI DADE COUNTY		32,091	3,527	10%	35,618
WALGREENS	35	29,638	5,468	16%	35,141
NORTH FLORIDA REGIONAL MEDICAL CENTER		29,664	3,469	10%	33,133
MOUNT SINAI MEDICAL CENTER	10	29,754	3,184	10%	32,948
INTEGRATED REGIONAL LABORATORIES LLP	10	28,222	4,150	13%	32,382
ST JOSEPHS HOSPITAL LABORATORY	23	28,363	3,621	11%	32,007
BRANDON REGIONAL HOSPITAL		28,218	3,663	11%	31,881
JUPITER MEDICAL CENTER LAB	82	28,341	2,767	9%	31,190
STS LAB 2 LLC	6	29,447	1,544	5%	30,997
GENESIS MEDICAL LABORATORY	406	24,710	4,506	15%	29,622
NIGHT LITE PEDIATRIC CENTER LLC		26,152	2,839	10%	28,991
JFK MEDICAL CENTER LAB	1	25,533	3,289	11%	28,823
PALMETTO GENERAL HOSPITAL LAB	3	23,672	4,707	17%	28,382
WATSON CLINIC LLP		22,653	5,199	19%	27,852
HOLY CROSS HOSPITAL CLINICAL LAB	1	25,024	2,359	9%	27,384
MALABAR MEDICAL WALK IN CLINIC	1	21,853	4,506	17%	26,360
HEALTHLINK DIAGNOSTIC LABORATORIES	293	23,240	2,385	9%	25,918
AVENTUS BIO LABS	16	22,602	3,263	13%	25,881
INFINITY BIOLOGIX LLC (GINKO BIOWORKS)	93	23,995	1,115	4%	25,203
ACCESS DX LABORATORY	224	22,521	2,093	8%	24,838
AMELIA EARHART		20,905	3,183	13%	24,088
MORTON PLANT HOSPITAL-ADLER INSTITUTE	26	21,080	2,546	11%	23,652

COVID-19: testing by laboratory

Data through Mar 20, 2021 verified as of Mar 21, 2021 at 09:25 AM

Data in this report are provisional and subject to change.

The numbers in the table below represent the number of Florida and non-Florida residents for whom test results were received by the Department of Health. A person can be tested by more than one laboratory and can have both positive and negative results. **Therefore, the sum of the numbers in each column will be larger than the total number of people tested.**

Reporting lab	Inconclusive	Negative	Positive	Percent positive	Total
PANCARE OF FLORIDA INC		20,566	2,491	11%	23,057
LAB DIAGNOSTICS LLC	393	16,957	5,337	24%	22,687
STATLAB_MOBILE	1	20,338	2,054	9%	22,393
DRS CLACK SPENCER WHITE & MCCORMACK PA D/B/A		20,346	2,037	9%	22,383
SAINT MARY'S MEDICAL CENTER	24	19,761	2,257	10%	22,042
CLEVELAND CLINIC HOSPITAL LAB	4	19,647	2,368	11%	22,019
NAPLES COMMUNITY HOSPITAL	72	19,661	2,032	9%	21,765
UNITED CLINICAL LABORATORY LLC	3	19,025	2,500	12%	21,528
CLEVELAND CLINIC TRADITION HOSPITAL		19,989	1,493	7%	21,482
PATIENTS FIRST LAKE ELLA MEDICAL CENTER PA		17,650	3,266	16%	20,916
ADVENT HEALTH - DAYTONA BEACH	32	18,890	1,705	8%	20,627
EXACT SCIENCES LABORATORIES		18,177	2,307	11%	20,484
BAYFRONT HEALTH - ST PETERSBURG	17	17,580	2,446	12%	20,043
OSCEOLA REGIONAL MEDICAL CENTER	1	16,814	2,336	12%	19,151
LEESBURG REGIONAL MEDICAL CENTER		16,443	2,252	12%	18,695
HOMESTEAD HOSPITAL CLINICAL LABORATORY	27	15,114	3,225	18%	18,366
MEMORIAL HOSPITAL JACKSONVILLE	8	15,139	2,763	15%	17,910
CLARITY LAB SOLUTIONS	94	15,876	1,925	11%	17,895
NORTHWEST MEDICAL CENTER	1	15,387	2,136	12%	17,524
HEALTH CENTER AT SINAI RESIDENCES		16,930	506	3%	17,436
BIOCERNA LABS	461	14,582	2,112	12%	17,155
ORANGE PARK MEDICAL CENTER	9	14,396	2,658	16%	17,063
INDIAN RIVER PATHOLOGY LLC		15,694	1,274	8%	16,968
BETHESDA HOSPITAL EAST		15,091	1,514	9%	16,605
OAK HILL HOSPITAL		14,686	1,828	11%	16,514
ACCESS MEDICAL LABORATORIES	4	8,473	8,013	49%	16,490
DELRAY MEDICAL CENTER LAB	3	14,755	1,671	10%	16,429
VISTA CLINICAL DIAGNOSTICS	487	14,020	1,793	11%	16,300
WELLINGTON REGIONAL MED CTR LAB	6	14,468	1,796	11%	16,270
LAWNWOOD REGIONAL MEDICAL CENTER	1	13,899	2,221	14%	16,121
FULGENT DIAGNOSTICS	171	14,746	984	6%	15,901
WEST KENDALL BAPTIST HOSPITAL	13	12,925	2,953	19%	15,891
MEMORIAL REGIONAL HOSPITAL CLINICAL LABORATORY	10	14,868	1,012	6%	15,890
THE HEALTHCARE DISTRICT OF PALM BEACH COUNTY	50	13,502	1,952	13%	15,504
BAPTIST HEALTH - SOUTH		14,250	1,211	8%	15,461
LARGO MEDICAL CENTER		13,566	1,643	11%	15,209
WINTER HAVEN HOSPITAL CLINICAL LABORATORY	4	12,828	2,287	15%	15,119
ADVENTHEALTH CENTRA CARE LAKE BUENA VISTA		13,345	1,725	11%	15,070
BAPTIST HEALTHCARE - BAPTIST HOSPITAL	5	11,890	3,171	21%	15,066
MIAMI BEACH CONVENTION CENTER		14,161	854	6%	15,015
LEE HEALTH - LEE MEMORIAL HOSPITAL		11,266	3,619	24%	14,885
UHEALTH CORAL GABLES/LENNAR MED CTR	40	13,884	939	6%	14,863
PRIVA PATH LABS	77	13,834	951	6%	14,862
NONA SCIENTIFIC	5	11,431	3,133	22%	14,569
MOLECULAR INFECTIOUS DISEASES	505	13,540	483	3%	14,528

COVID-19: testing by laboratory

Data through Mar 20, 2021 verified as of Mar 21, 2021 at 09:25 AM

Data in this report are provisional and subject to change.

The numbers in the table below represent the number of Florida and non-Florida residents for whom test results were received by the Department of Health. A person can be tested by more than one laboratory and can have both positive and negative results. **Therefore, the sum of the numbers in each column will be larger than the total number of people tested.**

Reporting lab	Inconclusive	Negative	Positive	Percent positive	Total
INDIAN RIVER MEDICAL CENTER LAB		13,669	852	6%	14,521
MEDRITE MEDICAL CARE, PC	6,839	6,994	654	5%	14,487
WEST FLORIDA HOSPITAL LAB	1	11,436	3,028	21%	14,465
CARDIOPATH	84	12,504	1,848	13%	14,436
MEDICAL CENTER OF TRINITY CLINICAL LABORATORY	2	12,814	1,462	10%	14,278
PALMS WEST HOSPITAL LAB	2	12,311	1,952	14%	14,265
NEMOURS CHILDRENS HOSPITAL	1	13,457	803	6%	14,261
GOOD SAMARITAN MEDICAL CENTER LAB	2	12,082	1,777	13%	13,861
WESTSIDE REGIONAL MED CTR	2	11,834	2,021	15%	13,857
MERCY HOSPITAL A CAMPUS OF PLANTATION GEN HOSP LAB	1	11,586	2,085	15%	13,672
REGIONAL MEDCIAL CENTER BAYONET POINT	2	12,311	1,050	8%	13,363
THE VILLAGES REGIONAL HOSPITAL		11,869	1,360	10%	13,229
GULF COAST MEDICAL CENTER MICROLAB		10,413	2,803	21%	13,216
LABS ASAP LLC		11,828	1,235	9%	13,063
SYNERGY DIAGNOSTIC LABORATORY	96	11,363	1,493	12%	12,952
ST ANTHONY'S HOSPITAL LAB	30	11,172	1,544	12%	12,746
NATIONWIDE LABORATORY SERVICES INC	426	10,801	1,509	12%	12,736
AVENTURA HOSPITAL LAB		10,270	2,376	19%	12,646
CORAL GABLES HOSPITAL CLINICAL LABORATORY		10,700	1,930	15%	12,630
CAPITAL REGIONAL MEDICAL CTR		10,100	2,381	19%	12,481
BLAKE MEDICAL CENTER		10,842	1,499	12%	12,341
HALIFAX MEDICAL CENTER LAB	37	10,508	1,795	15%	12,340
WEST BOCA MEDICAL CENTER LAB		11,416	910	7%	12,326
BAPTIST HEALTH SOUTH FLORIDA - WEST KENDALL URGENT CARE		10,312	1,993	16%	12,305
LAKE CITY HM		11,147	988	8%	12,135
MANATEE MEMORIAL HOSPITAL		11,038	1,037	9%	12,075
BINAXNOW	9	9,174	2,864	24%	12,047
LEE HEALTH - HEALTH PARK MEDICAL CENTER		10,126	1,903	16%	12,029
GENOVA DIAGNOSTICS LABORATORY	65	10,867	1,060	9%	11,992
PRECISION HEALTH RESOURCES LLC		11,227	756	6%	11,983
PWN HEALTH	17	9,845	2,074	17%	11,936
ST JOSEPHS HOSPITAL	18	10,270	1,642	14%	11,930
FLORIDA HOSPITAL WATERMAN LABORATORY	70	10,997	862	7%	11,929
FLORIDA LABORATORY ANALYSIS		10,428	1,486	12%	11,914
PALM BEACH GARDENS MEDICAL CTR LAB		10,675	1,155	10%	11,830
ST MARKS HOSPITAL LABORATORY B	78	10,627	1,002	9%	11,707
PATHNOSTICS	41	9,258	2,391	20%	11,690
LARKIN COMMUNITY HOSPITAL	10	9,994	1,506	13%	11,510
COAST DIAGNOSTICS LLC	45	10,174	1,239	11%	11,458
FLORIDA HOSPITAL HEARTLAND MED CTR CLINICAL LAB	33	9,882	1,439	13%	11,354
LAKE CITY MEDICAL CENTER		9,026	2,204	20%	11,230
PLANTATION GENERAL HOSPITAL		9,431	1,709	15%	11,140
MEASE COUNTRYSIDE LAB	14	9,842	1,222	11%	11,078
VIKOR SCIENTIFIC	49	9,167	1,811	16%	11,027
EXPRESS GENE MOLECULAR DIAGNOSTICS LABORATORY		9,321	1,465	14%	10,786
FLORIDA MEDICAL CENTER - A CAMPUS OF NORTH SHORE	2	9,441	1,293	12%	10,736
PHYSICIANS REGIONAL MEDICAL CENTER - PINE RIDGE RD	1	9,596	1,137	11%	10,734

COVID-19: testing by laboratory

Data through Mar 20, 2021 verified as of Mar 21, 2021 at 09:25 AM

Data in this report are provisional and subject to change.

The numbers in the table below represent the number of Florida and non-Florida residents for whom test results were received by the Department of Health. A person can be tested by more than one laboratory and can have both positive and negative results. **Therefore, the sum of the numbers in each column will be larger than the total number of people tested.**

Reporting lab	Inconclusive	Negative	Positive	Percent positive	Total
ADVENT HEALTH - WESLEY CHAPEL	14	9,688	1,004	9%	10,706
DOCTORS HOSPITAL	7	8,846	1,692	16%	10,545
CENTRAL FLORIDA REGIONAL HOSPITAL		9,436	1,095	10%	10,531
AMERICAN FAMILY CARE	1	6,083	4,410	42%	10,494
LARKIN COMMUNITY HOSPITAL INC DBA CARDIOTROPIC		6,819	3,620	35%	10,439
NORTHSIDE HOSPITAL AND HEART INSTITUTE		9,316	1,037	10%	10,353
SARKIS CLINICAL TRIALS	25	9,015	1,277	12%	10,317
LEON MEDICAL CENTERS LLC		8,168	2,144	21%	10,312
CernerELR_Advent		8,983	1,324	13%	10,307
ADVENTHEALTH CENTRA CARE WATERFORD LAKES		8,626	1,653	16%	10,279
NCF DIAGNOSTICS & DNA TECHNOLOGIES LAB	164	9,518	515	5%	10,197
CORAL SPRINGS MED CTR		9,160	992	10%	10,152
FLORIDA HOSPITAL DELAND	10	8,825	1,228	12%	10,063
JOHNS HOPKINS ALL CHILDREN'S HOSPITAL		9,404	655	7%	10,059
LABSTAT LLC	10	9,486	447	4%	9,943
SRQ DRIVE THROUGH		8,944	905	9%	9,849
AVECINA MEDICAL	4	6,203	3,565	36%	9,772
AVECINA	20	9,006	704	7%	9,730
P4 CLINICAL, LLC	204	8,563	959	10%	9,726
HEALTHQUEST ESOTERICS		8,187	1,466	15%	9,653
BAPTIST HEALTH SOUTH FLORIDA - COUNTRY WALK URGENT CARE		7,980	1,664	17%	9,644
PALM BEACH BALL PARK		8,607	1,024	11%	9,631
WEST PALM HOSPITAL LAB		8,823	755	8%	9,578
BOSTON HEART DIAGNOSTICS CORP		8,328	1,201	13%	9,529
ADVENTHEALTH CENTRA CARE ST CLOUD	1	8,160	1,291	14%	9,452
OCALA REGIONAL MEDICAL CENTER		8,091	1,203	13%	9,294
MEDARBOR DIAGNOSTICS	1	8,144	1,128	12%	9,273
BROWARD HEALTH NORTH CLINICAL LABORATORY		8,169	1,038	11%	9,207
SYNERGY LABORATORIES	32	8,039	1,129	12%	9,200
NORTH SHORE MEDICAL CENTER		7,589	1,543	17%	9,132
FLORIDA HOSPITAL FLAGLER	29	8,214	839	9%	9,082
FLORIDA HOSPITAL ZEPHYRHILLS	10	7,985	994	11%	8,989
CERNERELR_BAYCARE	43	8,320	616	7%	8,979
INFORM DIAGNOSTICS, INC		8,459	506	6%	8,965
LEE HEALTH - GULF COAST MEDICAL CENTER	2	7,180	1,738	19%	8,920
H LEE MOFFITT CANCER CENTER LABORATORY	2	8,625	239	3%	8,866
FLORIDA HOSPITAL OF CARROLLWOOD	23	7,612	1,225	14%	8,860
SANTA ROSA MEDICAL CENTER	2	7,166	1,451	17%	8,619
BAPTIST HEALTH - BEACHES		7,841	651	8%	8,492
GENE BY GENE, GENOMICS RESEARCH CENTER LAB	44	7,876	544	6%	8,464
CLEVELAND CLINIC MARTIN SOUTH HOSPITAL	1	7,494	912	11%	8,407
SOUTH BAY HOSPITAL CLINICAL LAB	1	7,480	888	11%	8,369
BAPTIST HEALTH SOUTH FLORIDA - MIAMI LAKES URGENT CARE		6,548	1,767	21%	8,315
AVECINA MEDICAL OAKLEAF	3	6,977	1,330	16%	8,310
CERNERELR_BAPTISTMIAMI	31	7,313	862	11%	8,206
BAYCARE COMMUNITY HEALTH		8,011	192	2%	8,203
MEMORIAL HOSPITAL WEST LABORATORY SERVICES	14	7,441	743	9%	8,198

COVID-19: testing by laboratory

Data through Mar 20, 2021 verified as of Mar 21, 2021 at 09:25 AM

Data in this report are provisional and subject to change.

The numbers in the table below represent the number of Florida and non-Florida residents for whom test results were received by the Department of Health. A person can be tested by more than one laboratory and can have both positive and negative results. **Therefore, the sum of the numbers in each column will be larger than the total number of people tested.**

Reporting lab	Inconclusive	Negative	Positive	Percent positive	Total
ANNE BATES LEACH EYE HOSPITAL/ ABLEH MICROBIOLOGY LABORATORY	9	8,061	115	1%	8,185
POINCIANA MEDICAL CENTER		6,427	1,747	21%	8,174
ADVENTHEALTH CENTRA CARE CLERMONT		6,972	1,096	14%	8,068
CLEVELAND CLINIC MARTIN NORTH HOSPITAL		7,116	903	11%	8,019
ADVENTHEALTH CENTRA CARE UNIVERSITY	1	7,119	899	11%	8,019
MEMORIAL HOSPITAL MICRO		7,447	526	7%	7,973
ISPM LABS, LLC DBA CAPSTONE DIAGNOSTICS, LLC		7,541	393	5%	7,934
WEST MARION COMMUNITY HOSPITAL LAB		6,555	1,309	17%	7,864
ADVENTHEALTH CENTRA CARE WINTER GARDEN	1	6,921	861	11%	7,783
ADVENTHEALTH CENTRA CARE WINTER PARK		7,002	774	10%	7,776
ST LUCIE MEDICAL CENTER		6,285	1,476	19%	7,761
KD MEDICAL CHOICE LLC	5	6,982	728	9%	7,715
INDIAN RIVER MEDICAL CENTER		6,665	935	12%	7,600
LAKEWOOD RANCH MEDICAL CENTER		6,988	591	8%	7,579
NCH NORTH NAPLES HOSPITAL LAB	15	6,733	830	11%	7,578
NCH DOWNTOWN NAPLES HOSPITAL	15	6,879	652	9%	7,546
FLORIDA HOSPITAL FISH MEMORIAL	19	6,394	1,120	15%	7,533
MORTON PLANT-MEASE	5	6,796	713	9%	7,514
ARCPOINT LABS OF FORT MYERS	4	6,551	905	12%	7,460
FLORIDA HOSPITAL OCALA		6,508	944	13%	7,452
ADVENTHEALTH CENTRA CARE LAKELAND	1	6,479	955	13%	7,435
BAPTIST HEALTH SOUTH FLORIDA - WESTCHESTER URGENT CARE		5,943	1,284	18%	7,227
ATLANTIS URGENT CARE	12	5,546	1,634	23%	7,192
ADVENTHEALTH CENTRA CARE LEE ROAD		6,442	736	10%	7,178
ADVENTHEALTH CENTRA CARE DR PHILLIPS		6,424	672	9%	7,096
HIALEAH HOSPITAL	4	5,463	1,539	22%	7,006
ADVENTHEALTH CENTRA CARE HUNTERS CREEK	3	5,978	912	13%	6,893
BAYFRONT HEALTH - PORT CHARLOTTE		6,347	533	8%	6,880
NCH NORTH NAPLES HOSPITAL	8	6,172	696	10%	6,876
BAPTIST HEALTH SOUTH FLORIDA - DORAL URGENT CARE		5,517	1,347	20%	6,864
LUMINUS DIAGNOSTICS		6,275	556	8%	6,831
AVERO DIAGNOSTICS - IRVING	11	6,339	471	7%	6,821
ADVENTHEALTH CENTRA CARE SANFORD		5,995	786	12%	6,781
OVIEDO MEDICAL CENTER		6,047	700	10%	6,747
HOLIDAY CVS LLC		6,394	340	5%	6,734
MEDEXPRESS URGENT CARE	2	4,589	2,101	31%	6,692
BAPTIST HEALTH - NASSAU		6,320	355	5%	6,675
ADVENTHEALTH CENTRA CARE LAKE MARY	2	5,805	859	13%	6,666
COMMUNITY HEALTH CENTERS OF PINELLAS INC		5,243	1,389	21%	6,632
VISTA CLINICAL	8	3,877	2,712	41%	6,597
ADVENTHEALTH CENTRA CARE MOUNT DORA		5,567	1,025	16%	6,592
ADVENTHEALTH CENTRA CARE APOPKA	1	5,640	910	14%	6,551
IMPERIAL POINT MEDICAL CENTER		5,968	564	9%	6,532
QDX PATHOLOGY SERVICES	2	6,134	390	6%	6,526
UNKNOWN	3	3,411	3,109	48%	6,523
MEDEXPRESS URGENT CARE OF BOYNTON BEACH LLC		5,992	499	8%	6,491
ADVENTHEALTH CENTRA CARE KISSIMEE		5,845	644	10%	6,489

COVID-19: testing by laboratory

Data through Mar 20, 2021 verified as of Mar 21, 2021 at 09:25 AM

Data in this report are provisional and subject to change.

The numbers in the table below represent the number of Florida and non-Florida residents for whom test results were received by the Department of Health. A person can be tested by more than one laboratory and can have both positive and negative results. **Therefore, the sum of the numbers in each column will be larger than the total number of people tested.**

Reporting lab	Inconclusive	Negative	Positive	Percent positive	Total
EMERALD COAST URGENT CARE		4,891	1,463	23%	6,354
ADVENTIST HEALTH SYSTEMS, SUNBELT INC		5,554	799	13%	6,353
SOLARIS DIAGNOSTICS	10	5,765	578	9%	6,353
ST JOSEPHS NORTH HOSPITAL LAB	7	5,438	903	14%	6,348
ST PETERSBURG GENERAL HOSPITAL		5,390	957	15%	6,347
SUNCOAST PATHOLOGY ASSOCIATES		5,701	537	9%	6,238
FORT WALTON BEACH MEDICAL CENTER		5,285	895	14%	6,180
CLINICAL REFERENCE LABORATORY	2	5,838	304	5%	6,144
ADVENTHEALTH CENTRA CARE ALTAMONTE		5,318	752	12%	6,070
EGLIN AIR FORCE BASE	13	4,432	1,621	27%	6,066
EMPIRE CITY LABORATORIES INC	73	5,135	836	14%	6,044
DYNIX DIAGNOSTIX		5,483	548	9%	6,031
MEDEXPRESS URGENT CARE HUDSON		5,199	806	13%	6,005
FLORIDA HOSPITAL NORTH PINELLAS	11	5,441	478	8%	5,930
LEE HEALTH CONVENIENT CARE - PAGE FIELD		5,237	680	11%	5,917
BAYFRONT HEALTH - VENICE REGIONAL MEDICAL	1	5,374	537	9%	5,912
ACUTIS DIAGNOSTICS	20	4,795	1,041	18%	5,856
NORTHWEST FLORIDA COMMUNITY HOSPITAL	44	4,378	1,427	24%	5,849
BAPTIST HEALTH SOUTH FLORIDA - PEMBROKE PINES URGENT CARE		4,852	975	17%	5,827
PARAMOUNT URGENT CARE	2	2,905	2,870	50%	5,777
FAU		5,375	398	7%	5,773
MICROGEN DX	4	5,060	702	12%	5,766
URGENT CARE OF THE PALM BEACHES		4,825	909	16%	5,734
ADVENTHEALTH CENTRA CARE AZALEA PARK		4,927	805	14%	5,732
AHCC WESLEY CHAPEL		5,096	614	11%	5,710
ADVENTHEALTH EXPRESS CARE		4,625	1,006	18%	5,631
ANGEL KIDS PEDIATRICS		5,288	312	6%	5,600
ADVENTHEALTH CENTRA CARE OVIEDO		4,801	790	14%	5,591
SOUTH FLORIDA BAPTIST HOSPITAL MICRO	4	4,646	925	17%	5,575
LEE DAVIS COMMUNITY RESOURCE CENTER		4,834	704	13%	5,538
PRO CLINIC		4,446	1,071	19%	5,517
DOCTORS URGENT CARE LLC	1	4,487	1,017	18%	5,505
SUNRISE MEDICAL LABORATORIES	2	5,121	381	7%	5,504
PUTNAM COMMUNITY MEDICAL CENTER		4,796	689	13%	5,485
TROPICANA FIELD - LOT 2□	19	4,936	491	9%	5,446
ADVENT HEALTH - HEART OF FLORIDA ER	1	4,690	726	13%	5,417
COASTAL MED URGENT CARE		3,894	1,495	28%	5,389
MINUTECLINIC		4,619	750	14%	5,369
MEDICAL DNA LABS LLC	3	4,833	466	9%	5,302
MINUTECLINIC LLC #3703		4,350	939	18%	5,289
ADVENTHEALTH CENTRA CARE LONGWOOD		4,637	634	12%	5,271
MARTIN HOSPITAL SOUTH LAB		4,966	290	6%	5,256
BAPTIST HEALTH SOUTH FLORIDA - CORAL SPRINGS URGENT CARE		4,466	732	14%	5,198
ESCAMBIA COMMUNITY CLINICS INC	8	3,912	1,266	24%	5,186
FLORIDA FAMILY LABORATORY, INC DBA	41	4,712	423	8%	5,176
HEALTH FIRST ADVENTHEALTH CENTRA CARE - TITUSVILLE		4,393	776	15%	5,169
ADVENTHEALTH CENTRA CARE SOUTH ORANGE		4,441	714	14%	5,155

COVID-19: testing by laboratory

Data through Mar 20, 2021 verified as of Mar 21, 2021 at 09:25 AM

Data in this report are provisional and subject to change.

The numbers in the table below represent the number of Florida and non-Florida residents for whom test results were received by the Department of Health. A person can be tested by more than one laboratory and can have both positive and negative results. **Therefore, the sum of the numbers in each column will be larger than the total number of people tested.**

Reporting lab	Inconclusive	Negative	Positive	Percent positive	Total
UNIVERSITY HOSPITAL AND MEDICAL CENTER		3,931	1,221	24%	5,152
ADVENTHEALTH CENTRA CARE ORANGE LAKE		4,567	583	11%	5,150
FLORIDA COMMUNITY HEALTH CENTER		4,065	1,069	21%	5,134
LABORATORY OF FLORIDA LLC	41	4,662	400	8%	5,103
TRINITY SPRINGS		4,372	729	14%	5,101
URGENT CARE CURE	2	4,379	712	14%	5,093
BAPTIST HEALTH - NORTH		3,997	1,079	21%	5,076
ADVENTHEALTH CENTRA CARE PORT ORANGE		4,277	794	16%	5,071
DOCTORS URGENT CARE OF LUTZ LLC	1	4,053	974	19%	5,028
PALMS OF PASADENA HOSPITAL		4,470	536	11%	5,006
MEDEXPRESS URGENT CARE - ROYAL PALM BEACH		4,476	526	11%	5,002
MEDEXPRESS URGENT CARE - ESTERO		4,472	504	10%	4,976
ADVENTHEALTH CENTRA CARE SAND LAKE		4,455	519	10%	4,974
MEDCOMP SCIENCES LLC	109	2,874	1,933	39%	4,916
MINUTECLINIC LLC #1067		4,260	647	13%	4,907
ADVENTHEALTH CENTRA CARE LEESBURG		4,003	890	18%	4,893
THE CENTER FOR URGENT CARE	3	4,088	799	16%	4,890
MEDEXPRESS URGENT CARE - GOLDEN GATE		4,332	556	11%	4,888
BAPTIST HEALTH SOUTH FLORIDA - TAMiami TRAIL URGENT CARE		3,942	943	19%	4,885
WESTCHESTER HOSPITAL	23	3,961	900	18%	4,884
BAPTIST HEALTH SOUTH FLORIDA - KENDALE LAKES URGENT CARE		3,937	943	19%	4,880
HEALTH FIRST ADVENTHEALTH CENTRA CARE GATEWAY	1	4,361	486	10%	4,848
DOCTORS HOSPITAL OF SARASOTA CLINICAL LABORATORY		4,228	613	13%	4,841
PEDIATRIC HEALTH CARE ALLIANCE PA		4,416	400	8%	4,816
MINUTECLINIC LLC		4,140	662	14%	4,802
MEDEXPRESS URGENT CARE PALM BEACH GARDENS		4,378	419	9%	4,797
TALLAHASSEE PRIMARY CARE ASSOCIATES		4,209	582	12%	4,791
RAULERSON HOSPITAL		3,925	796	17%	4,721
MINUTECLINIC LLC #8396		3,996	686	15%	4,682
BAPTIST HEALTH SOUTH FLORIDA - CORAL GABLES (UNIVERSITY) URGENT CARE		4,028	637	14%	4,665
BAPTIST HEALTH SOUTH FLORIDA - PINECREST URGENT CARE		3,973	643	14%	4,616
NIGHT LITE PEDIATRICS	4	3,342	1,254	27%	4,600
PREMIER MEDICAL	2	4,492	94	2%	4,588
SPORTS DRUG TESTING LABORATORY	74	4,368	132	3%	4,574
BAPTIST HEALTH SOUTH FLORIDA - CORAL GABLES URGENT CARE		3,791	770	17%	4,561
MEASE DUNEDIN HOSPITAL	5	4,049	465	10%	4,519
MOFFITT CANCER CENTER	6	4,398	97	2%	4,501
PARAMOUNT URGENT CARE - WINDERMERE	2	2,945	1,536	34%	4,483
MEDEXPRESS URGENT CARE - LAKELAND		3,904	530	12%	4,434
BAYFRONT HEALTH - SEVEN RIVERS		4,040	380	9%	4,420
BAPTIST HEALTH SOUTH FLORIDA - PALMETTO BAY URGENT CARE		3,704	709	16%	4,413
BETHESDA HOSPITAL WEST		3,934	444	10%	4,378
ASCENSION SACRED HEART - EMERALD COAST		3,640	727	17%	4,367
HOLMES REG MED CENTER CLINICAL LAB		3,799	542	12%	4,341
PALMS MEDICAL GROUP	5	2,966	1,288	30%	4,259
ALTRU DIAGNOSTICS INC	2	4,077	162	4%	4,241
VENTURE MEDICAL OF FLORIDA LLC		3,905	316	7%	4,221

COVID-19: testing by laboratory

Data through Mar 20, 2021 verified as of Mar 21, 2021 at 09:25 AM

Data in this report are provisional and subject to change.

The numbers in the table below represent the number of Florida and non-Florida residents for whom test results were received by the Department of Health. A person can be tested by more than one laboratory and can have both positive and negative results. **Therefore, the sum of the numbers in each column will be larger than the total number of people tested.**

Reporting lab	Inconclusive	Negative	Positive	Percent positive	Total
WELLINGTON REGIONAL MEDICAL CENTER		3,868	343	8%	4,211
BAYFRONT HEALTH - BROOKSVILLE		3,701	476	11%	4,177
PREMIER URGENT CARE OF BREVARD LLC	4	3,656	513	12%	4,173
MINUTECLINIC LLC # 0709		3,555	617	15%	4,172
GENESIS DIAGNOSTICS		3,905	243	6%	4,148
ADVENTHEALTH PROMPT CARE	2	3,000	1,140	28%	4,142
TWIN CITIES HOSPITAL	1	3,629	509	12%	4,139
MEMORIAL HOSPITAL- MIRAMAR	12	3,793	314	8%	4,119
BAYA PHARMACY & URGENT CARE		3,029	1,089	26%	4,118
US BIOTEK LABORATORIES	15	3,721	368	9%	4,104
ADVENTHEALTH CENTRA CARE COLONIAL TOWN	2	3,658	420	10%	4,080
AMELIA URGENT CARE		2,462	1,600	39%	4,062
NIGHT LITE PEDIATRICS URGENT CARE	1	3,417	638	16%	4,056
DOCTORS TEST CENTERS		3,550	454	11%	4,004
DESOTO MEMORIAL HOSPITAL	3	3,278	712	18%	3,993
BAYFRONT HEALTH - PUNTA GORDA		3,678	295	7%	3,973
ENGLEWOOD COMMUNITY HOSPITAL		3,602	353	9%	3,955
ACCU REFERENCE MEDICAL LAB	9	3,161	784	20%	3,954
ADVENTHEALTH CENTRA CARE		3,520	433	11%	3,953
MINUTE CLINIC LLC		3,423	504	13%	3,927
LAKESIDE MEDICAL CENTER		3,000	796	21%	3,796
BAYFRONT HEALTH - SPRING HILL		3,472	321	8%	3,793
ADVENTIST HEALTH SYSTEMS SUNBELT IN DBA		3,319	417	11%	3,736
MEDEXPRESS URGENT CARE CAPE CORAL		3,200	516	14%	3,716
BAPTIST HEALTH SOUTH FLORIDA - DAVIE URGENT CARE		3,042	648	18%	3,690
QUICK CARE MED PL	2	2,993	654	18%	3,649
SIPARADIGM LLC	54	3,313	245	7%	3,612
CLARITY LAB SOLUTIONS LLC		3,608	4	0%	3,612
PHARMCO RX	2	3,364	244	7%	3,610
MINUTECLINIC LLC #3631		3,025	534	15%	3,559
MC DIAGNOSTIC OF CONNECTICUT, PC #2220		3,068	490	14%	3,558
BAPTIST HEALTH SOUTH FLORIDA - WESTON URGENT CARE		3,077	433	12%	3,510
MINUTECLINIC LLC #3463		2,946	557	16%	3,503
MINUTECLINIC LLC 5852		2,990	508	15%	3,498
PROHEALTH	3	1,921	1,570	45%	3,494
HEALTH FIRST ADVENTHEALTH CENTRA CARE COCOA		3,087	334	10%	3,421
HIGHLANDS REGIONAL MEDICAL CENTER		2,675	743	22%	3,418
BARTOW REGIONAL MEDICAL CENTER	1	2,876	541	16%	3,418
MIDWAY SPECIALTY CARE CENTER DIAGNOSTICS	38	3,125	238	7%	3,401
IMMOKALEE CHD		3,155	234	7%	3,389
MINUTECLINIC LLC #5249		2,724	645	19%	3,369
MEDEXPRESS URGENT CARE LEHIGH ACRES		2,932	435	13%	3,367
MINUTECLINIC LLC #5253		2,794	567	17%	3,361
VERILY LIFE SCIENCES		3,285	43	1%	3,328
PRECISION HEALTH SOLUTIONS		3,139	173	5%	3,312
BRASHEAR'S VITAL CARE CORP		2,608	688	21%	3,296
BAPTIST HEALTH URGENT CARE AT SAWGRASS		2,740	545	17%	3,285

COVID-19: testing by laboratory

Data through Mar 20, 2021 verified as of Mar 21, 2021 at 09:25 AM

Data in this report are provisional and subject to change.

The numbers in the table below represent the number of Florida and non-Florida residents for whom test results were received by the Department of Health. A person can be tested by more than one laboratory and can have both positive and negative results. **Therefore, the sum of the numbers in each column will be larger than the total number of people tested.**

Reporting lab	Inconclusive	Negative	Positive	Percent positive	Total
BAPTIST HEALTH SOUTH FLORIDA - BRICKELL URGENT CARE		2,696	552	17%	3,248
HEALTH FIRST ADVENTHEALTH CENTRA CARE MALABAR		2,916	311	10%	3,227
CARENOW URGENT CARE		1,996	1,219	38%	3,215
MINUTECLINIC LLC #5190		2,659	549	17%	3,208
MEDEXPRESS URGENT CARE - DELAND		2,838	339	11%	3,177
ADVENTHEALTH CENTRA CARE KIDS LAKE MARY		2,940	231	7%	3,171
SELECT LABORATORIES - MARION COUNTY, FL LLC	5	2,858	306	10%	3,169
HOLIDAY CVS LLC DBA CVS PHARMACY #5154		3,047	84	3%	3,131
MINUTECLINIC LLC #5854		2,617	499	16%	3,116
ADVENT HEALTH CENTRA CARE -WINTER PARK KIDS URGENT CARE	4	2,822	260	8%	3,086
WALGREEN CO	2	2,739	344	11%	3,085
ADVENT HEALTH - NEW SMYRNA		2,482	587	19%	3,069
PRIMEHEALTH URGENT CARE INC		2,624	439	14%	3,063
PARAMOUNT URGENT CARE INC		1,097	1,911	64%	3,008
MEMORIAL HOSPITAL PEMBROKE	3	2,631	345	12%	2,979
MEDONE PLLC		2,256	722	24%	2,978
MINUTECLINIC LLC #4415		2,507	466	16%	2,973
BMCT Molecular Diagnostics Subsection		2,449	503	17%	2,952
VETERANS AFFAIRS MEDICAL CENTER - ORLANDO	1	1,343	1,603	54%	2,947
LOWER KEYS MEDICAL CENTER		2,645	282	10%	2,927
MEDEXPRESS URGENT CARE - VERO BEACH		2,541	382	13%	2,923
MINUTECLINIC LLC #3662		2,488	427	15%	2,915
MARINERS HOSPITAL	1	2,634	275	9%	2,910
BAPTIST HEALTH - CLAY		2,518	391	13%	2,909
ADVENTHEALTH CENTRA CARE WINTER HAVEN	1	2,114	793	27%	2,908
BAPTIST HEALTH EMERGENCY CENTER COUNTRY WALK	1	2,453	447	15%	2,901
ACCESS POINT HEALTHCARE URGENT & PRIMARY CARE	2	2,215	679	23%	2,896
MARION E FETHER MEDICAL CENTER, THE		2,652	244	8%	2,896
STONE CLINICAL LABORATORIES		2,790	96	3%	2,886
WALGREENS ORLANDO	3	2,538	340	12%	2,881
BLUE MED CONSULTANTS		2,753	108	4%	2,861
GESSLER CLINIC	2	1,945	913	32%	2,860
MINUTECLINIC LLC #7886		2,488	367	13%	2,855
NXGEN MDX LLC	5	2,509	305	11%	2,819
MINUTECLINIC, LLC #4015		2,193	617	22%	2,810
MINUTECLINIC LLC #7887		2,449	357	13%	2,806
MINUTECLINIC LLC #5214		2,412	393	14%	2,805
PARAMOUNT URGENT CARE - OVIEDO		1,948	855	31%	2,803
CELESTA MEDICAL SERVICES LLC DBA - AMERICAN RESEARCH LABS		2,544	235	8%	2,779
MINUTECLINIC LLC #1771		2,344	424	15%	2,768
MINUTECLINIC LLC # 3930		2,395	367	13%	2,762
SCION LAB SERVICES LLC	25	2,529	201	7%	2,755
MINUTECLINIC LLC # 0514		2,425	324	12%	2,749
MINUTECLINIC LLC #4458		2,274	474	17%	2,748
BAYFRONTVENICEREGIONAL		2,642	93	3%	2,735
CITRUS MEMORIAL HOSPITAL LABORATORY		2,249	470	17%	2,719
MINUTECLINIC LLC #3814		2,305	410	15%	2,715

COVID-19: testing by laboratory

Data through Mar 20, 2021 verified as of Mar 21, 2021 at 09:25 AM

Data in this report are provisional and subject to change.

The numbers in the table below represent the number of Florida and non-Florida residents for whom test results were received by the Department of Health. A person can be tested by more than one laboratory and can have both positive and negative results. **Therefore, the sum of the numbers in each column will be larger than the total number of people tested.**

Reporting lab	Inconclusive	Negative	Positive	Percent positive	Total
MEDEXPRESS URGENT CARE CORAL SPRINGS		2,431	280	10%	2,711
ADVENTHEALTH CENTRA CARE CONWAY		2,311	400	15%	2,711
SACRED HEART HEALTH SYSTEM, INC	1	1,835	868	32%	2,704
PARAMOUNT URGENT CARE - ORLANDO		1,761	942	35%	2,703
MEDEXPRESS FORT MYERS		2,367	333	12%	2,700
BAPTIST HEALTHCARE - GULF BREEZE HOSPITAL	3	2,229	460	17%	2,692
MINUTECLINIC LLC #7225		2,303	377	14%	2,680
KEYS AHEC SCHOOL MEDICAL CLINIC	15	2,535	126	5%	2,676
CAREFAST+	1	1,935	729	27%	2,665
MINUTECLINIC LLC # 3686		2,294	363	14%	2,657
MINUTECLINIC LLC #1055		2,153	494	19%	2,647
EXACT SCIENCES LABORATORIES, LLC		2,410	236	9%	2,646
BAPTIST HEALTH - OAKLEAF		2,196	439	17%	2,635
EMERALD COAST URGENT CARE, LLC	1	1,970	660	25%	2,631
MINUTECLINIC LLC #3003		2,102	499	19%	2,601
MINUTECLINIC LLC #3257		2,156	425	16%	2,581
MINUTECLINIC, LLC #3204		2,147	427	17%	2,574
ADVENT HEALTH - OCALA		2,124	447	17%	2,571
MINUTECLINIC LLC #3291		2,214	327	13%	2,541
MINUTECLINIC LLC #7973		2,190	323	13%	2,513
MEDEXPRESS URGENT CARE - CLEWISTON		2,094	409	16%	2,503
MINUTECLINIC LLC #3705		2,196	305	12%	2,501
BAPTIST HEALTH SOUTH FLORIDA - MIAMI BEACH URGENT CARE		2,135	363	15%	2,498
BAY MEDICAL CENTER SACRED HEART HEALTH SYSTEM		1,912	575	23%	2,487
MINUTECLINIC LLC # 7933		2,177	283	12%	2,460
MINUTECLINIC, LLC #5817		2,035	423	17%	2,458
EMERALD COAST URGENT CARE LLC		1,804	654	27%	2,458
PHYSICIANS REGIONAL MEDICAL CENTER - COLLIER BLVD	1	1,703	747	30%	2,451
MINUTECLINIC LLC #3748		1,985	450	18%	2,435
MINUTECLINIC LLC #3255		2,118	300	12%	2,418
COMMUNITY HEALTH NORTHWEST FLORIDA	4	1,856	550	23%	2,410
PHYSICIANS STAT LAB	3	1,066	1,329	55%	2,398
DR G'S URGENT CARE		2,075	316	13%	2,391
MINUTECLINIC LLC #7173		2,088	297	12%	2,385
MINUTECLINIC LLC # 3579		2,000	379	16%	2,379
MINUTECLINIC LLC #5924		2,028	349	15%	2,377
AFC PHYSICIANS OF FLORIDA		1,827	546	23%	2,373
DONALD W ROBERTSON DO PA		1,855	517	22%	2,372
MINUTECLINIC, LLC (CLINIC 10699)		2,060	310	13%	2,370
MEDEXPRESS URGENT CARE BOCA RATON		2,140	216	9%	2,356
MINUTECLINIC LLC #5216		2,027	327	14%	2,354
WHOLE FAMILY HEALTH CENTER INC		1,958	386	16%	2,344
PATIENTS FIRST - THOMASVILLE ROAD		2,075	264	11%	2,339
ADVENT HEALTH - DADE CITY		2,045	285	12%	2,330
MINUTECLINIC LLC #3654		1,937	393	17%	2,330
MINUTECLINIC LLC #4612		1,874	445	19%	2,319
AMELIA EXPRESS CARE LLC	10	1,989	316	14%	2,315

COVID-19: testing by laboratory

Data through Mar 20, 2021 verified as of Mar 21, 2021 at 09:25 AM

Data in this report are provisional and subject to change.

The numbers in the table below represent the number of Florida and non-Florida residents for whom test results were received by the Department of Health. A person can be tested by more than one laboratory and can have both positive and negative results. **Therefore, the sum of the numbers in each column will be larger than the total number of people tested.**

Reporting lab	Inconclusive	Negative	Positive	Percent positive	Total
MINUTECLINIC LLC #4024		2,013	302	13%	2,315
PHYSICIAN ASSOCIATES		2,069	240	10%	2,309
LEE HEALTH - COCONUT POINT CLINICAL LAB	2	1,872	433	19%	2,307
PHYSICIANS PRIMARY CARE	2	2,070	233	10%	2,305
MINUTECLINIC LLC #5069		1,924	380	16%	2,304
AFC PHYSICIANS OF FLORIDA PA		1,766	496	22%	2,262
FLORIDA MEDICAL CLINIC	3	1,024	1,230	54%	2,257
TAMPA COMMUNITY HOSPITAL		1,934	323	14%	2,257
EMERGENCY PHYSICIANS MEDICAL CENTER		1,177	1,076	48%	2,253
CHARLES AIESI CONSULTING INC	12	1,979	256	11%	2,247
MEDIQUICK URGENT CARE CENTERS INC		1,660	586	26%	2,246
MINUTECLINIC LLC #3285		1,937	298	13%	2,235
PRIMEHEALTH URGENT CARE	1	1,865	361	16%	2,227
BOND URGENT CARE LLC		1,672	547	25%	2,219
ASCENSION SACRED HEART - GULF		1,692	523	24%	2,215
PARRISH MEDICAL CENTER	1	1,940	272	12%	2,213
MINUTECLINIC LLC #1807		1,869	344	16%	2,213
STEWART ROCKLEDGE HOSPITAL	1	1,929	282	13%	2,212
MINUTECLINIC LLC #3648		1,794	412	19%	2,206
ASSOCIATED PATHOLOGISTS, LLC	3	1,811	384	17%	2,198
CORE DIAGNOSTIC LABORATORIES LLC	17	1,854	323	15%	2,194
MINUTECLINIC LLC #3635		1,893	277	13%	2,170
UNIVERSITY OF NORTH FLORIDA STUDENT HEALTH		2,094	72	3%	2,166
HEALTH CARE DISTRICT OF PALM BEACH COUNTY	1	1,961	201	9%	2,163
MINUTECLINIC LLC #4201		1,880	277	13%	2,157
INTELEX LABS, LLC		2,073	67	3%	2,140
MINUTECLINIC LLC #476		1,836	274	13%	2,110
JUPITER MEDICAL CENTER URGENT CARE		1,615	493	23%	2,108
MINUTECLINIC LLC #1821		1,889	211	10%	2,100
JACKSON HOSPITAL CLINICAL LABORATORY		1,803	294	14%	2,097
FLOWERS HOSPITAL		1,905	189	9%	2,094
LAKE WALES MEDICAL CENTER INC		1,820	264	13%	2,084
MINUTECLINIC LLC #1350		1,819	255	12%	2,074
NCHMD INC		1,749	319	15%	2,068
MINUTECLINIC LLC #6007		1,778	285	14%	2,063
MINUTECLINIC LLC #8381		1,766	277	14%	2,043
MINI ER WATERFORD LAKES, THE		1,715	275	14%	1,990
MEDEXPRESS PORT CHARLOTTE		1,799	187	9%	1,986
GENUS3		1,907	74	4%	1,981
MEDIPATH LLC		1,632	347	18%	1,979
PENSACOLA PEDIATRICS PA	1	1,801	170	9%	1,972
LAKELAND REGIONAL HEALTH PABLO		1,720	241	12%	1,961
DOC SMILEY'S URGENT CARE		1,706	247	13%	1,953
MINUTECLINIC, LLC # 4469		1,696	255	13%	1,951
NCH NORTHEAST	7	1,520	409	21%	1,936
MEDFAST URGENT CARE CENTERS LLC	2	608	1,325	68%	1,935
OPTUM LABS LLC	1	1,736	185	10%	1,922

COVID-19: testing by laboratory

Data through Mar 20, 2021 verified as of Mar 21, 2021 at 09:25 AM

Data in this report are provisional and subject to change.

The numbers in the table below represent the number of Florida and non-Florida residents for whom test results were received by the Department of Health. A person can be tested by more than one laboratory and can have both positive and negative results. **Therefore, the sum of the numbers in each column will be larger than the total number of people tested.**

Reporting lab	Inconclusive	Negative	Positive	Percent positive	Total
MARTIN HEALTH SYSTEM - ST LUCIE WEST		1,731	178	9%	1,909
FIU-HEALTH AUXILIARY LABORATORY	6	1,794	109	6%	1,909
MINUTECLINIC LLC #5157		1,648	248	13%	1,896
DOC SMILEYS URGENT CARE LLC		1,540	347	18%	1,887
GENOME LLC	2	1,739	137	7%	1,878
LITTLE PINE PEDIATRICS	1	1,590	273	15%	1,864
BARDMOOR LABORATORY	9	1,571	278	15%	1,858
MINUTECLINIC LLC #1815		1,627	212	12%	1,839
GENOSUR LLC	2	1,800	20	1%	1,822
KETAMINE HEALTH CENTERS LLC	1	1,661	152	8%	1,814
BAPTIST HEALTH EMERGENCY CENTER AT WEST CORAL WAY		1,439	365	20%	1,804
MINUTECLINIC LLC #3236		1,537	265	15%	1,802
MINUTECLINIC LLC #214		1,535	262	15%	1,797
MINUTECLINIC LLC #3637		1,440	346	19%	1,786
NEIGHBORHOOD MEDICAL CENTER INC	17	1,556	183	10%	1,756
RIVER TOWN DIAGNOSTIC LLC		1,470	286	16%	1,756
Community_Health		1,533	199	11%	1,732
LABORATORY SPECIALISTS OF MICHIGAN		1,424	297	17%	1,721
VA PAIN CLINIC	4	1,652	65	4%	1,721
VITRO MOLECULAR LABORATORIES	50	1,547	117	7%	1,714
SPARROW HEALTHCARE	2	1,451	254	15%	1,707
NORTH SHORE LONG ISLAND JEWISH HEALTH	1	1,610	89	5%	1,700
BAYFRONT HEALTH - CITRUS HILLS		1,484	214	13%	1,698
JW PLASTIC SURGERY		1,449	244	14%	1,693
IGENOMIX USA LLC	47	1,482	157	9%	1,686
GENESIS LABORATORY MANAGEMENT	14	1,418	232	14%	1,664
MINUTECLINIC, LLC #3245		1,334	312	19%	1,646
LABTECH DIAGNOSTIC		1,349	286	17%	1,635
FLAGLER HOSPITAL LABORATORY	8	610	993	62%	1,611
OPTEO LABORATORY		1,566	34	2%	1,600
ELLENTON URGENT CARE		1,361	234	15%	1,595
MIAMI JEWISH HEALTH SYSTEMS		1,534	61	4%	1,595
MEDICAL CONSULTANTS OF FLORIDA, LLC	2	1,344	243	15%	1,589
SHELL POINT NURSING PAVILION	1	1,513	71	4%	1,585
ASSURANCE SCIENTIFIC LABORATORIES	1	1,291	283	18%	1,575
WHITE WILSON MEDICAL CENTER		247	1,327	84%	1,574
ARCPOINT LABS		1,023	551	35%	1,574
MELBOURNE MEDICAL LABORATORY	2	1,365	202	13%	1,569
ED FRASER MEMORIAL HOSPITAL		1,308	245	16%	1,553
BAPTIST HEALTH SOUTH FLORIDA - COUNTRY WALK URGENT CARE EXPRESS		1,287	233	15%	1,520
SPECTOR SCIENTIFIC LAB	11	882	610	41%	1,503
BIOCERNA LLC	9	1,305	165	11%	1,479
PROJECT HEALTH, INC SUMTERVILLE	5	1,204	258	18%	1,467
FLORIDA DEPARTMENT OF HEALTH IN POLK COUNTY	2	1,136	327	22%	1,465
READY RESPONDERS FLORIDA, PLLC		1,271	194	13%	1,465
ADVANCED MEDICAL OF NAPLES LLC		1,295	161	11%	1,456
ADVANCE MEDICAL OF NAPLES		326	1,124	78%	1,450

COVID-19: testing by laboratory

Data through Mar 20, 2021 verified as of Mar 21, 2021 at 09:25 AM

Data in this report are provisional and subject to change.

The numbers in the table below represent the number of Florida and non-Florida residents for whom test results were received by the Department of Health. A person can be tested by more than one laboratory and can have both positive and negative results. **Therefore, the sum of the numbers in each column will be larger than the total number of people tested.**

Reporting lab	Inconclusive	Negative	Positive	Percent positive	Total
UNIVERSITY OF ALABAMA AT BIRMINGHAM		1,403	44	3%	1,447
MEDEXPRESS URGENT CARE - JAX ATLANTIC BLVD		1,241	203	14%	1,444
UHEALTH DEERFIELD BEACH/UMSYLVESTER DEERFIELD BEACH LABORATORY	3	1,380	55	4%	1,438
PATIENTS CHOICE LABORATORIES		831	592	42%	1,423
CAREFAST MURABELLA		953	466	33%	1,419
BAPTIST HEALTHCARE - JAY HOSPITAL	3	1,038	372	26%	1,413
MINUTECLINIC LLC #8927		1,206	206	15%	1,412
COASTAL LABORATORIES	1	1,120	287	20%	1,408
BAPTIST HEALTH SOUTH FLORIDA - KEY BISCANE URGENT CARE EXPRESS		1,228	171	12%	1,399
TEMPUS CLINICAL LABORATORY	10	1,232	148	11%	1,390
FIRST QUALITY LABORATORY		1,297	93	7%	1,390
PEDIATRIC HEALTH CARE ALLIANCE - NORTHDAL		1,268	117	8%	1,385
OPTUMCARE FLORIDA LLC		1,121	263	19%	1,384
ER QUICKCARE PL		1,192	192	14%	1,384
CAREMED CLINIC LLC	1	1,095	281	20%	1,377
MINUTECLINIC LLC #5187		1,207	169	12%	1,376
AMELIA EXPRESS CARE	1	772	602	44%	1,375
NYU HOSPITALS CENTER CLINICAL LABORATORIES		1,331	44	3%	1,375
PARAMOUNT URGENT CARE VILLAGES		912	463	34%	1,375
EUROFINS NTD, LLC		1,320	44	3%	1,364
SMA LAB	10	1,199	153	11%	1,362
PROHEALTH MEDICAL CLINIC		738	621	46%	1,359
TREASURE COAST MEDICAL ASSOCIATES INC		747	612	45%	1,359
ASCENSION ST VINCENT'S - SOUTHSIDE		1,309	49	4%	1,358
UHEALTH CLINIC AT WALGREENS		1,100	255	19%	1,355
PATIENTS FIRST LAKE ELLA MEDICAL CENTER		1,203	148	11%	1,351
VAVA PARTNERS LLC		528	801	60%	1,329
TOM LEE COMMUNITY HEALTH CENTER		860	458	35%	1,318
MINUTECLNIC LLC		1,164	142	11%	1,306
VRL EUROFINS		1,257	37	3%	1,294
ST ANNES NURSING CENTER		1,260	25	2%	1,285
INNOVATIVE TRANSFUSION MEDICINE, INC	11	1,094	167	13%	1,272
BROWNWOOD CARE CENTER		1,127	144	11%	1,271
APALACHEE CORRECTIONAL INSTITUTION EAST UNIT		1,241	26	2%	1,267
SUNRISE URGENT CARE ASSOCIATES LLC D/B/A	9	837	413	33%	1,259
PALM BAY HOSPITAL CLINICAL LABORATORY		891	365	29%	1,256
BIO-TECH CLINICAL LABORATORIES INC		1,102	153	12%	1,255
HOLIDAY CVS LLC DBA CVSPHARMACY #5155		1,196	58	5%	1,254
MYTEST DIAGNOSTICS		1,178	65	5%	1,243
XPRESS URGENT CARE	4	1,038	183	15%	1,225
SOLARIS HEALTHCARE PALATKA		1,114	104	9%	1,218
CLINICORE		1,124	91	7%	1,215
LAB24 INC	3	534	673	56%	1,210
STAGEZERO LIFE SCIENCES INC	3	1,106	99	8%	1,208
ADVENTHEALTH CENTRA CARE TRINITY		1,045	155	13%	1,200
ACCESS MEDICAL LABS		746	448	38%	1,194
PARAMOUNT URGENT CARE - CLERMONT		690	503	42%	1,193

COVID-19: testing by laboratory

Data through Mar 20, 2021 verified as of Mar 21, 2021 at 09:25 AM

Data in this report are provisional and subject to change.

The numbers in the table below represent the number of Florida and non-Florida residents for whom test results were received by the Department of Health. A person can be tested by more than one laboratory and can have both positive and negative results. **Therefore, the sum of the numbers in each column will be larger than the total number of people tested.**

Reporting lab	Inconclusive	Negative	Positive	Percent positive	Total
NORTH FLORIDA PEDIATRICS-TALLAHASSEE	1	1,086	100	8%	1,187
GRAVITY DIAGNOSTICS, LLC	3	1,052	129	11%	1,184
ADVANCED DIAGNOSTIC LABORATORY		1,137	47	4%	1,184
ADDICTION LABS OF AMERICA	3	1,098	78	7%	1,179
ST PETERSBURG PEDIATRICS	1	1,060	113	10%	1,174
EPN URGENT CARE NAPLES	2	792	379	32%	1,173
PALM HARBOR PHARMACY		1,019	152	13%	1,171
PROFESSIONAL HEALTH EXAMINERS DBA PROHEALTH	1	947	222	19%	1,170
NAPLES URGENT CARE	1	749	409	35%	1,159
COASTAL PEDIATRIC GROUP		1,001	154	13%	1,155
CAPSTONE HEALTHCARE		802	330	29%	1,132
NORTH FLORIDA PEDIATRICS - LAKE CITY		917	214	19%	1,131
CREEKSIDE CARE CENTER	1	974	156	14%	1,131
VERITAS GENETICS	61	943	119	11%	1,123
PROJECT HEALTH INC	4	953	160	14%	1,117
ARCPPOINT LABS OF CORAL SPRINGS FL		987	124	11%	1,111
CARENOW URGENT CARE – FORT PIERCE		781	324	29%	1,105
STEWART REFERENCE LABORATORY	1	611	490	44%	1,102
XYZ LABORATORY	8	942	146	13%	1,096
USF MORSANI CENTER FOR ADVANCED HEALTH CARE		955	132	12%	1,087
PRIMARY CARE SOUTH INC		677	407	38%	1,084
AMERICAN FAMILY CARE PENSACOLA WEST		533	533	50%	1,066
RAINBOW RIVER MEDICAL LABORATORY		977	83	8%	1,060
HEALTH CENTRAL CLINICAL LABORATORY		964	95	9%	1,059
HENDRY REGIONAL MEDICAL CENTER CLINICAL LABORATORY		809	248	23%	1,057
PRIMARY CARE OF THE TREASURE COAST		923	133	13%	1,056
ABSOLUTE GENOMICS	1	858	195	19%	1,054
NORTH VISTA HOSPITAL LABORATORY		897	154	15%	1,051
QUICK CARE MED		797	253	24%	1,050
LPG COCONUT POINT		872	176	17%	1,048
GENEIQ		973	62	6%	1,035
PROFESSIONAL HEALTH EXAMINERS		884	144	14%	1,028
WILLIAM OWEN PASS PARK		887	132	13%	1,019
BROAD INSTITUTE CLINICAL SEQUENCING RESEARCH PLATFORM	4	983	31	3%	1,018
LENCO MEDICAL LABORATORY		963	50	5%	1,013
VERITOR		850	155	15%	1,005
STATMED OCALA	5	805	193	19%	1,003
PHAROS HEALTH		756	246	25%	1,002
VRL EUROFINIS - DALLAS		987	13	1%	1,000
CATALYST WALK IN CLINIC		798	201	20%	999
TYNDALL AIR FORCE BASE		791	207	21%	998
PEDIATRICS OF CENTRAL FLORIDA PA	20	925	52	5%	997
MINUTECLINIC, LLC DBA MINUTECLINIC #4717		952	42	4%	994
LAKELAND REGIONAL HEALTH - PWC/OB		36	954	96%	990
GROWING TOGETHER PEDIATRICS LLC		925	60	6%	985
FISHERMENS HOSPITAL CLINICAL LAB		889	86	9%	975
WOODLANDS MEDICAL SPECIALISTS		701	262	27%	963

COVID-19: testing by laboratory

Data through Mar 20, 2021 verified as of Mar 21, 2021 at 09:25 AM

Data in this report are provisional and subject to change.

The numbers in the table below represent the number of Florida and non-Florida residents for whom test results were received by the Department of Health. A person can be tested by more than one laboratory and can have both positive and negative results. **Therefore, the sum of the numbers in each column will be larger than the total number of people tested.**

Reporting lab	Inconclusive	Negative	Positive	Percent positive	Total
INTERLACHEN PEDIATRICS		916	35	4%	951
PENSACOLA PEDIATRICS	2	710	236	25%	948
THE HEALTH CENTER OF PLANT CITY		870	76	8%	946
HISTOPATHOLOGY SERVICES, LLC		837	105	11%	942
NORTH FLORIDA PEDIATRICS PA - SUWANNEE	3	802	125	13%	930
CAPE CANAVERAL HOSPITAL		651	273	30%	924
INTEGRITY LABORATORIES, LLC	4	753	165	18%	922
GENE TOX WORLDWIDE	60	736	125	14%	921
ENCOMPASS HEALTH		897	22	2%	919
UNIVERSITY OF WEST FLORIDA STUDENT HEALTH SERVICES	1	786	124	14%	911
INTERLACHEN PEDIATRICS PA		870	39	4%	909
TACACHALE CLINICAL LABORATORY	1	858	49	5%	908
COVANCE CLINICAL RESEARCH UNIT INC		876	25	3%	901
FAST TRACK URGENT CARE CENTER		4	896	100%	900
EAST LAKE PEDIATRICS		783	112	13%	895
HALIFAX MEDICAL CENTER-PORT ORANGE LAB		766	122	14%	888
C.W. BILL YOUNG VA MEDICAL CENTER	1	21	865	98%	887
BAPTIST HEALTH - MD ANDERSON CANCER CENTER		882	5	1%	887
ADVENTHEALTH EXPRESS CARE AT WALGREENS		751	113	13%	864
LEE COUNTY EMERGENCY MEDICAL SERVICE	1	746	117	14%	864
NORTH FLORIDA PEDIATRICS PA	2	748	114	13%	864
CONSULATE HEALTH CARE OF NEW PORT RICHEY	2	731	125	15%	858
DEPARTMENT OF CLINICAL LABS		836	19	2%	855
CVS HEALTH		656	180	22%	836
NORTH SHORE LIJ URGENT CARE PC		787	47	6%	834
CHILDRENS MEDICAL ASSOCIATION		757	73	9%	830
NORTH OKALOOSA MEDICAL CENTER		491	336	41%	827
COASTAL PHYSICIANS, LLC		662	160	19%	822
LOOP PEDIATRICS PA	3	692	124	15%	819
FLORIDA HOSPITAL ORLANDO		743	74	9%	817
Point of Care Testing	1	117	698	86%	816
JACKSONVILLE BEACH PEDIATRIC CARE CENTER		751	64	8%	815
REDI MED LLC		657	158	19%	815
ASAP LABS LLC	7	655	151	19%	813
MOLECULAR TESTING LABS		758	53	7%	811
CRUCIAL CARE EMERGENCY MEDICINE DOCTORS		648	162	20%	810
ASCENSION ST VINCENT'S - CLAY		775	35	4%	810
Tampa Lakes Health and Rehabilitation Center	2	729	73	9%	804
DOCTOR'S MEMORIAL HOSPITAL		639	165	21%	804
FAMILY HEALTH CENTERS OF SWF LABS	2	710	91	11%	803
PALM BEACH ATLANTIC UNIVERSITY		781	19	2%	800
NITE LITE PEDIATRICS		234	564	71%	798
PRIMARY CARE SERVICES AT INDIAN RIVER ESTATES		774	24	3%	798
DYNIX DIAGNOSTICS	2	528	259	33%	789
NONE		308	480	61%	788
24 HOUR PEDIATRIC CARE CENTER	4	724	57	7%	785
GOLDEN GATE FAMILY CLINIC		332	453	58%	785

COVID-19: testing by laboratory

Data through Mar 20, 2021 verified as of Mar 21, 2021 at 09:25 AM

Data in this report are provisional and subject to change.

The numbers in the table below represent the number of Florida and non-Florida residents for whom test results were received by the Department of Health. A person can be tested by more than one laboratory and can have both positive and negative results. **Therefore, the sum of the numbers in each column will be larger than the total number of people tested.**

Reporting lab	Inconclusive	Negative	Positive	Percent positive	Total
PRIMARY CARE SERVICES AT ST ANDREWS ESTATES		784			784
NCHMD, INC SOUTHEAST IMMEDIATE CARE		603	176	23%	779
CARE ONE OF FLORIDA LLC		536	243	31%	779
MIDWAY SPECIATLY CARE CENTER		554	221	29%	775
EMERALD COAST PEDIATRICS		742	32	4%	774
AMERICAN SCIENTIFIC LABORATORIES LLC		763	8	1%	771
LAB DOCTOR		678	93	12%	771
VITAS HEALTHCARE CORPORATION OF FLA	1	761	5	1%	767
BREVARD HEALTH ALLIANCE		500	265	35%	765
MACDILL AIR FORCE BASE		712	51	7%	763
VENICE REGIONAL BAYFRONT HEALTH (PULMONARY)		637	123	16%	760
SOLARIS HEALTHCARE CHARLOTTE HARBOR		713	47	6%	760
CENTRAL FLORIDA HEALTH CARE INC		649	110	14%	759
CALHOUN LIBERTY HOSPITAL		599	160	21%	759
LIFE CARE CENTER OF NEW PORT RICHEY		724	34	4%	758
Victoria Nursing and Rehabilitation Center		704	53	7%	757
ANY LAB TEST NOW	1	506	249	33%	756
NORTH FLORIDA MEDICAL GROUP		610	145	19%	755
VIERA HOSPITAL, INC		593	160	21%	753
NORTHEAST FLORIDA NEUROLOGY CLINICS, INC		637	113	15%	750
PALM GARDEN OF PORT SAINT LUCIE		735	9	1%	744
WILLOWBROOKE COURT AT EDGEWATER POINTE ESTATES		731	9	1%	740
AMERICAN MEDICAL RESPONSE		731	8	1%	739
POINT WASHINGTON MEDICAL CLINIC	1	532	205	28%	738
CLINICAL PATHOLOGY LABS INC		664	73	10%	737
AUGUSTUS LABS LLC		604	133	18%	737
SANTA ROSA MEDICAL GROUP		575	161	22%	736
ADVENT HEALTH LAB - ORLANDO		434	299	41%	733
KENDALL HEALTHCARE PROPERTIES DBA	2	703	27	4%	732
TELESCOPE HEALTH LLC	4	614	113	15%	731
PALACE NURSING HOME & REHAB CENTER		695	36	5%	731
ORLANDO HEALTH AND REHAB CENTER		685	44	6%	729
EAST LAKE PEDIATRICS PA		661	66	9%	727
ETHOS WELLNESS PHARMACY		676	44	6%	720
SPRING HILL HEALTH AND REHABILITATION CENTER		695	24	3%	719
DISNEY COVID TEST SITE		703	13	2%	716
FLORIDA GULF COAST UNIVERSITY		520	186	26%	706
GULF COAST VILLAGE		673	33	5%	706
GRAND COURT TAMPA		701	4	1%	705
PEBBLEBROOK PHARMACY	1	588	115	16%	704
FLAGLER COUNTY HEALTH DEPARTMENT	3	545	151	22%	699
Crestview Rehabilitation Center	5	565	129	18%	699
COLLIER URGENT CARE CENTERS CREEKSIDE		625	65	9%	690
PREMIER MEDICAL LABORATORY SERVICES	2	463	225	33%	690
BOND AND STEELE CLINIC PA		490	197	29%	687
PHYSICIANS STAT LAB INC		601	86	13%	687
ADVENTHEALTH MEDICAL GROUP PROMPT CARE		495	189	28%	684

COVID-19: testing by laboratory

Data through Mar 20, 2021 verified as of Mar 21, 2021 at 09:25 AM

Data in this report are provisional and subject to change.

The numbers in the table below represent the number of Florida and non-Florida residents for whom test results were received by the Department of Health. A person can be tested by more than one laboratory and can have both positive and negative results. **Therefore, the sum of the numbers in each column will be larger than the total number of people tested.**

Reporting lab	Inconclusive	Negative	Positive	Percent positive	Total
EXPRESS PHARMACY		629	52	8%	681
NCH HEALTHCARE SYSTEM MICROBIOLOGY LAB		2	676	100%	678
MAIN STREET MEDICAL CENTER		152	524	78%	676
PALM GARDEN OF VERO BEACH		635	40	6%	675
MOORINGS PARK INSTITUTE, INC, THE		647	27	4%	674
MINI ER ADULT AND PEDIATRIC URGENT CARE		574	98	15%	672
SOUTHEAST ALABAMA MEDICAL CENT		616	54	8%	670
MOUNT SINAI LABORATORY		637	30	4%	667
MEDICAL FP – WHOLE FAMILY HEALTH CENTER		544	120	18%	664
SUWANNEE HEALTH AND REHABILITATION CENTER		656	5	1%	661
GULF COAST MOLECULAR LABORATORIES	13	546	102	15%	661
Fernandina Beach Rehabilitation and Nursing Center	1	640	19	3%	660
TREE HOUSE PEDIATRICS PLLC		592	67	10%	659
LIFE CARE CENTER OF PENSACOLA		609	49	7%	658
ST JOHN'S NURSING CENTER		634	23	4%	657
JOHN KNOX VILLAGE HEALTH CENTER		633	23	4%	656
POINT OF CARE TESTING SITE		630	24	4%	654
BOCA GRANDE HEALTH CLINIC		618	33	5%	651
MANOR PINES CONVALESCENT CENTER LLC	1	628	21	3%	650
MAVERICK LABS		460	188	29%	648
ORANGE BLOSSOM FAMILY HEALTH		615	28	4%	643
VETERANS AFFAIRS MEDICAL CENTER	1	41	601	93%	643
FORT MYERS INTERNAL MEDICINE, LLC		570	64	10%	634
THE PRESERVE		623	9	1%	632
FAMILY HEALTH CENTERS OF SOUTHWEST FLORIDA INC		557	74	12%	631
HOLMES REGIONAL MEDICAL CENTER		11	619	98%	630
LIFE CARE CENTER OF ORANGE PARK		598	31	5%	629
LIFE CARE CENTER OF HILLIARD		603	22	4%	625
MANOR CARE HEALTH SERVICES - FT MYERS		598	26	4%	624
CITY MEDICAL OF NEW JERSEY, PC		568	55	9%	623
CLEWISTON NURSING AND REHABILITATION CENTER		610	12	2%	622
GOLDEN GLADES NURSING & REHABILITATION CTR		606	16	3%	622
MID-FLORIDA PATHOLOGY		469	152	24%	621
PEDIATRIC HEALTHCARE ALLIANCE		584	37	6%	621
BUFFALO CROSSING HEALTHCARE & REHABILITATION CTR		602	15	2%	617
CYPRESS VILLAGE	1	588	25	4%	614
CLINICAL ENTERPRISE, INC		592	21	3%	613
CARITHERS PEDIATRIC GROUP		561	52	8%	613
HOLY CROSS HOSPITAL		12	598	98%	610
SEBASTIAN RIVER MEDICAL CENTER	2	441	167	27%	610
AFC URGENT CARE CLEARWATER	1	123	485	80%	609
EDEN SPRINGS NURSING AND REHAB CENTER		498	110	18%	608
VITAS HEALTHCARE CORP OF CENTRAL FL		584	24	4%	608
DIAMOND RIDGE HEALTH AND REHABILITATION		573	32	5%	605
VETERANS AFFAIRS MEDICAL CENTER - JAMES A HALEY			604	100%	604
PEDIATRIC HEALTHCARE ALLIANCE PA		552	51	8%	603
WILLOW BROOKE COURT AT INDIAN RIVER ESTATES		560	43	7%	603

COVID-19: testing by laboratory

Data through Mar 20, 2021 verified as of Mar 21, 2021 at 09:25 AM

Data in this report are provisional and subject to change.

The numbers in the table below represent the number of Florida and non-Florida residents for whom test results were received by the Department of Health. A person can be tested by more than one laboratory and can have both positive and negative results. **Therefore, the sum of the numbers in each column will be larger than the total number of people tested.**

Reporting lab	Inconclusive	Negative	Positive	Percent positive	Total
PATIENTS FIRST - MAHAN DRIVE		164	436	73%	600
CONSULATE HEALTHCARE OF VERO BEACH	14	502	83	14%	599
BOND CLINIC PA PEDIATRICS DEPT		549	49	8%	598
MEDICAL CENTER OF DELTONA, INC		499	97	16%	596
FG RAPID RESULTS	2	320	273	46%	595
BROOKDALE FORT MYERS CYPRESS LAKE		590	2	0%	592
BREVARD HEALTH ALLIANCE INC, THE		559	33	6%	592
J AND G MEDICAL GROUP LLC		486	105	18%	591
BALDWIN PEDIATRICS	1	560	29	5%	590
MAYFLOWER ASSISTED LIVING		581	6	1%	587
NSPIRE HEALTHCARE MIAMI LAKES	8	564	14	2%	586
EMERALD SHORES HEALTH AND REHABILITATION		487	97	17%	584
WATSON THERAPEUTICS INC	1	552	27	5%	580
SHORELINE PHYSICIAN GROUP		364	216	37%	580
HMA SANTA ROSA MEDICAL CENTER LLC DBA		457	122	21%	579
SPEARHEAD MEDICAL		516	62	11%	578
NCH HEALTHCARE BONITA		446	131	23%	577
THERADOC		152	423	74%	575
DAVITA LABORATORY		471	104	18%	575
BALDOMERO LOPEZ STATE VETERANS NURSING HOME	2	569	4	1%	575
MEDONE URGENT CARE CENTER		350	223	39%	573
MEDICAL VB		451	121	21%	572
TENNESSEE DOH - NASHVILLE	2	504	66	12%	572
CLIFFORD CHESTER SIMS STATE VETERANS		557	12	2%	569
CONTINENTAL CLINICAL RESEARCH, LLC		519	46	8%	565
PALM GARDEN OF TAMPA		534	29	5%	563
PIONEER CLINICAL LAB LLC		457	105	19%	562
ECCOLAB GROUP	1	147	413	74%	561
WHITE-WILSON MEDICAL CENTER - FORT WALTON BEACH		541	20	4%	561
EXPRESS URGENT CARE LLC		1	558	100%	559
SABAL PALMS HEALTH AND REHAB		508	51	9%	559
PHYSICIANS PRIMARY CARE LAB	1	490	68	12%	559
MANOR CARE NURSING CENTER OF SARASOTA FL LLC		470	87	16%	557
Plantation Bay Rehabilitation Center		532	24	4%	556
SOLARIS HEALTHCARE LAKE CITY		453	100	18%	553
The Sands at South Beach		548	4	1%	552
BAPTIST PRIMARY CARE	2	442	107	19%	551
NEMOURS CHILDREN'S HOSPITAL		453	98	18%	551
MEDONE URGENT CARE AT ST. AUGUSTINE		149	399	73%	548
OCALA FAMILY MEDICAL CENTER INC	2	479	67	12%	548
Signature HealthCare Center of Waterford		516	31	6%	547
VITAE DIAGNOSTICS		534	13	2%	547
CHILDRENS MEDICAL ASSOCIATION PA		487	59	11%	546
RESTORE HEALTH URGENT CARE		431	114	21%	545
NCF DIAGNOSTICS & DNA TECHNOLOGIES	15	211	318	58%	544
AMERICA'S PHARMACY LLC		484	60	11%	544
COASTAL URGENT CARE		428	116	21%	544

COVID-19: testing by laboratory

Data through Mar 20, 2021 verified as of Mar 21, 2021 at 09:25 AM

Data in this report are provisional and subject to change.

The numbers in the table below represent the number of Florida and non-Florida residents for whom test results were received by the Department of Health. A person can be tested by more than one laboratory and can have both positive and negative results. **Therefore, the sum of the numbers in each column will be larger than the total number of people tested.**

Reporting lab	Inconclusive	Negative	Positive	Percent positive	Total
DOCTORS CENTER,THE		432	111	20%	543
VETERANS AFFAIRS MEDICAL CENTER - GAINESVILLE		3	540	99%	543
VETERANS AFFAIRS MEDICAL CENTER - BAY PINES		18	523	97%	541
HEARTLAND PEDIATRICS OF LAKE WALES		485	55	10%	540
HARBOUR HEALTH CENTER		523	16	3%	539
VALENCIA HILLS HEALTH AND REHABILITATION CENTER		523	13	2%	536
FOUNTAIN MANOR HEALTH AND REHAB CENTER	1	514	20	4%	535
PALMETTO FAMILY HEALTHCARE	1	343	190	36%	534
CLARITY LABS		464	70	13%	534
PALM GARDEN OF CLEARWATER		515	18	3%	533
DOH - INDIAN RIVER		450	81	15%	531
VILLA MARIA NURSING & REHAB CENTER INC	1	517	13	2%	531
CHILDRENS CLINIC WEST FLORIDA PEDIATRICS		485	45	8%	530
RICARDO NAVARRO DO PA		457	72	14%	529
RAINBOW PEDIATRIC CENTER PA		495	34	6%	529
MEDICAL CENTER CLINIC-IMMEDIATE CARE	1	423	104	20%	528
MED FAST URGENT CARE CENTER		260	268	51%	528
PENSACOLA PEDIATRICS PA - TIGER POINT	19	496	8	2%	523
FLORIDA DEPARTMENT OF HEALTH IN CALHOUN COUNTY		393	127	24%	520
JACKSON MEMORIAL PERDUE MEDICAL CENTER		491	26	5%	517
PALM GARDEN OF JACKSONVILLE☐	2	433	80	16%	515
MEMORIAL PEMBROKE 24/7 CARE CENTER		393	121	24%	514
NEW YORK HOSPITAL LABORATORIES	1	501	12	2%	514
MEDFAST URGENT CARE CENTERS		231	281	55%	512
BETHESDA HEALTH URGENT CARE		418	92	18%	510
SOUTHERN OAKS CARE CENTER	1	472	37	7%	510
ARCPPOINTS LABS		443	66	13%	509
FLORIDA DEPARTMENT OF HEALTH CLAY COUNTY	1	410	98	19%	509
RIVER GARDEN HEBREW HOME FOR THE AGED		453	55	11%	508
The Manor at Blue Water Bay		447	60	12%	507
DXTERITY DIAGNOSTICS	2	473	31	6%	506
ENZO CLINICAL LABS INC	3	476	25	5%	504
WEST GABLES HEALTH CARE CENTER		494	10	2%	504
ST CLOUD REGIONAL MEDICAL CENTER CLINICAL LAB		394	109	22%	503
SEMINOLE NURSING PAVILION		494	8	2%	502
MICHAEL A MIDDLETON MD PA☐		483	19	4%	502
FIRST CHOICE PEDIATRICS		407	94	19%	501
CLINICAL PATHOLOGY LABS		388	111	22%	499
JACKSON MEMORIAL LONG TERM CARE CENTER		475	24	5%	499
HOPE HOSPICE AND COMMUNITY SERVICES INC	14	465	19	4%	498
HEALTH CENTER AT BRENTWOOD	1	453	44	9%	498
Good Samaritan Society Kissimmee Village		431	65	13%	496
UNIVERSITY OF TAMPA INC, THE		487	9	2%	496
BROWARD PARTNERSHIP	6	481	8	2%	495
CITRUS NURSING CENTER LLC		448	46	9%	494
MANOR OAKS NURSING & REHAB CENTER	5	486	2	0%	493
RUSKIN HEALTH CENTER		296	196	40%	492

COVID-19: testing by laboratory

Data through Mar 20, 2021 verified as of Mar 21, 2021 at 09:25 AM

Data in this report are provisional and subject to change.

The numbers in the table below represent the number of Florida and non-Florida residents for whom test results were received by the Department of Health. A person can be tested by more than one laboratory and can have both positive and negative results. **Therefore, the sum of the numbers in each column will be larger than the total number of people tested.**

Reporting lab	Inconclusive	Negative	Positive	Percent positive	Total
HILLCREST HEALTH CARE & REHABILITATION CENTER	3	475	14	3%	492
SANDBAY URGENT CARE		396	95	19%	491
ASCEND CLINICAL	5	415	71	14%	491
AFC URGENT CARE FAMILY CARE			491	100%	491
SUSANNA WESLEY HEALTH CENTER		453	36	7%	489
FLORIDA HOSPITAL WAUCHULA		352	135	28%	487
CARENOW	2	276	208	43%	486
THE PALACE AT HOMESTEAD	1	465	20	4%	486
NORTH FLORIDA RETIREMENT VILLAGE		479	2	0%	481
AFC URGENT CARE TYRONE		2	478	100%	480
PARKLANDS FACILITY INC	4	434	42	9%	480
PALM GARDEN OF ORLANDO		446	33	7%	479
STEWART SEBASTIAN RIVER MEDICAL CENTER		423	56	12%	479
HERON POINTE HEALTH AND REHABILITATION	1	475	3	1%	479
LAUDERDALE NURSING CENTER LLC	1	458	19	4%	478
HARTS HARBOR HEALTH CARE CENTER		457	21	4%	478
MANOR AT CARPENTERS		450	27	6%	477
SHORE ACRES CARE CENTER		442	35	7%	477
SIGNATURE HEALTHCARE OF BROOKWOOD GARDENS		470	6	1%	476
Quest Diag Unspecifd	1	318	156	33%	475
MOBILE MEDICAL ASSOCIATES PL	17	408	50	11%	475
FLO-MEDILAB SERVICES LLC		192	282	59%	474
NATURE COAST MEDICAL GROUP		375	98	21%	473
Colonial Lakes Health Care		430	43	9%	473
BENTON PEDIATRICS INC		425	48	10%	473
ORLANDO HEALTH CENTER FOR REHABILITATION		459	13	3%	472
AFC URGENT CARE SEMINOLE			471	100%	471
DAIRY ROAD URGENT CARE	2	348	121	26%	471
LIFE CARE CENTER OF PALM BAY□		444	27	6%	471
INTERNAL MEDICINE & PEDIATRICS OF TAMPA BAY PA		403	67	14%	470
PW WINDERMERE SUBTENANT LLC		469	1	0%	470
NAVAL HOSPITAL - JACKSONVILLE		136	333	71%	469
DBI HEALTH INC		454	15	3%	469
LITTLE PINE PEDIATRICS PLLC	3	407	58	12%	468
WHITE WILSON MEDICAL CENTER PA - NAVARRE		351	116	25%	467
CARE ONE OF FLORIDA	1	318	146	31%	465
THE PALACE MANAGEMENT - THE PALACE AT CORAL GABLES		459	3	1%	462
ELLENTON PEDIATRICS		444	18	4%	462
NURSING PLUS OF BROWARD LLC	1	443	18	4%	462
BROOKDALE PALMER RANCH	1	403	57	12%	461
Palm Garden of Largo		454	4	1%	458
SOLARIS HEALTHCARE OSCEOLA		434	24	5%	458
NAPLES CHILDREN'S URGENT CARE		405	53	12%	458
MEDSCAN LABORATORY INC	1	242	214	47%	457
WILLISTON CARE CENTER		395	61	13%	456
CLARIDGE HOUSE NURSING CENTER		437	18	4%	455
FLORIDA HOSPITAL MEDICAL GROUP		273	182	40%	455

COVID-19: testing by laboratory

Data through Mar 20, 2021 verified as of Mar 21, 2021 at 09:25 AM

Data in this report are provisional and subject to change.

The numbers in the table below represent the number of Florida and non-Florida residents for whom test results were received by the Department of Health. A person can be tested by more than one laboratory and can have both positive and negative results. **Therefore, the sum of the numbers in each column will be larger than the total number of people tested.**

Reporting lab	Inconclusive	Negative	Positive	Percent positive	Total
MINUTECLINIC LLC, #10357		452	2	0%	454
NEW YORK PRESBYTERIAN - CUMC CLINICAL		435	18	4%	453
Q ANSWER LAB	1	392	59	13%	452
CONSULATE HEALTH CARE OF BAYONET POINT	4	441	7	2%	452
NEW PLANT CITY FAMILY CARE	1	243	207	46%	451
VITAS LUTHERAN TOWERS INPATIENT PROGRAM		386	64	14%	450
AFC URGENT CARE		113	335	75%	448
NORTH FL SOUTH GA HCS-LAKE CITY		441	6	1%	447
Solaris HealthCare Windermere		415	32	7%	447
PALM GARDEN OF WINTER HAVEN	3	426	16	4%	445
DIAMOND RIDGE HEALTH AND REHABILITATION CENTER		422	22	5%	444
Cypress Cove Care Center		343	100	23%	443
NORTH FLORIDA REHABILITATION & SPECIALTY CARE☐		436	6	1%	442
EMERITUS AT NAPLES	2	437	1	0%	440
SMA SPECIALTY MEDICAL LAB		119	321	73%	440
MILLER BIOCONNECT		397	42	10%	439
GANDY CROSSING CARE CENTER	1	424	14	3%	439
MEDIPATH		19	420	96%	439
SUNSHINE URGENT CARE LLC		291	147	34%	438
STARKE FAMILY MEDICAL CENTER		348	89	20%	437
ANCIENT CITY PEDIATRICS	1	420	16	4%	437
PRO HEALTH		188	248	57%	436
Ocala Health and Rehabilitation Center		415	21	5%	436
MAGNOLIA FAMILY URGENT CARE		395	40	9%	435
ST ANDREWS BAY SKILLED NURSING &		374	61	14%	435
QUOTIENT SCIENCES		422	13	3%	435
HEALTHY STEPS PEDIATRICS		386	47	11%	433
BROOKSVILLE HEALTHCARE CENTER LLC☐		420	13	3%	433
Darcy Hall Of Life Care		420	13	3%	433
APP-UNIPATH, LLC	2	415	15	3%	432
EPN URGENT CARE		83	348	81%	431
AVECINA MEDICAL JULINGTON	1	240	189	44%	430
FLORIDA DEPT OF HEALTH IN BREVARD COUNTY	3	363	63	15%	429
PALM GARDEN OF OCALA		330	98	23%	428
Solaris Healthcare Daytona	2	380	46	11%	428
ABBOTT DIAGNOSTICS		408	18	4%	426
Santa Rosa Center for Rehabilitation and Healing		353	69	16%	422
FHMG FLORIDA HOSPITAL MEDICAL GROUP		383	39	9%	422
LEHIGH REGIONAL MEDICAL CENTER LAB	2	372	47	11%	421
Bardmoor Oaks Healthcare and Rehabilitation Center		410	11	3%	421
LIFEBRITE	2	220	198	47%	420
GARCIA CLINICAL LABORATORY		28	392	93%	420
Manatee Springs Rehabilitation and Nursing Center		399	20	5%	419
ADDINGTON PLACE AT WELLINGTON GREEN		410	9	2%	419
ABBAY DELRAY		412	6	1%	418
BHA CENTRAL COUNTY CLINIC		359	59	14%	418
HOSPICE OF THE FLORIDA SUNCOAST,THE		415	3	1%	418

COVID-19: testing by laboratory

Data through Mar 20, 2021 verified as of Mar 21, 2021 at 09:25 AM

Data in this report are provisional and subject to change.

The numbers in the table below represent the number of Florida and non-Florida residents for whom test results were received by the Department of Health. A person can be tested by more than one laboratory and can have both positive and negative results. **Therefore, the sum of the numbers in each column will be larger than the total number of people tested.**

Reporting lab	Inconclusive	Negative	Positive	Percent positive	Total
SOLARIS HEALTHCARE MERRITT ISLAND		376	41	10%	417
ROLLINS COLLEGE WELLNESS CENTER		130	287	69%	417
VITAS HEALTHCARE CORPORATION		411	5	1%	416
TIDEWELL HOSPICE INC	2	406	7	2%	415
ASSOCIATESMD MEDICAL GROUP INC		354	59	14%	413
INDIAN RIVER CTR, LLC		362	50	12%	412
CLERMONT HEALTH AND REHABILITATION CENTER		380	32	8%	412
ORLANDO VA MEDICAL CENTER			412	100%	412
ORCHARD PARK HEALTH & REHABILITATION		406	5	1%	411
GOOD SAMARITAN CENTER		408	3	1%	411
MINUTECLINIC LLC #3671		366	44	11%	410
FLORIDA DEPARTMENT OF HEALTH		360	49	12%	409
WATERMARK LAKE POINTE WOODS LLC		391	18	4%	409
FLOMEDILAB		189	220	54%	409
ADVENTHEALTH MEDICAL GROUP PROMPT CAR	1	291	116	28%	408
AMEERAH LABS, LLC	2	321	83	20%	406
TIDE LABORATORIES		362	43	11%	405
FLORIDA DEPARTMENT OF HEALTH IN LIBERTY COUNTY	3	305	96	24%	404
TREASURE COAST COMMUNITY HEALTH	3	335	66	16%	404
Timberridge Center for Rehabilitation and Healing		370	34	8%	404
QUALITOX LABORATORIES		226	177	44%	403
SOUTHERN LABORATORY SERVICES OF NWF		369	34	8%	403
PINES OF SARASOTA		397	5	1%	402
WELL-BEING MEDICAL CENTER PLLC		367	33	8%	400
SOLARIS HEALTHCARE BAYONET POINT		382	16	4%	398
Destin Healthcare and Rehabiliation Center	1	357	40	10%	398
ADVENTHEALTH EXPRESS CARE AT		326	72	18%	398
MINI ER AND URGENT CARE		289	105	27%	394
SUNLAND MARIANNA COX MEDICAL CENTER		350	43	11%	393
BONIFAY NURSING AND REHAB CENTER		363	30	8%	393
PEDIATRICS BY THE SEA		376	17	4%	393
FAMILY CARE PARTNERS OF NORTHEAST FLORIDA LLC		318	74	19%	392
DIAGNOSTIC & CLINICAL CARE SERVICES INC DBA		315	77	20%	392
ADVENT HEALTH - DELTONA ER		323	69	18%	392
KINDRED HOSPITAL	10	364	17	4%	391
HEALTHWORKS MED GROUP OF FLORIDA PA	3	379	8	2%	390
BAPTIST PRIMARY CARE, INC		362	28	7%	390
MOOSEHAVEN HEALTH CENTER		352	38	10%	390
MEMPHIS PATHOLOGY LABORATORY	4	365	20	5%	389
BARBER		13	376	97%	389
PALMS OF SEBRING		353	34	9%	387
LIFE CARE PONTE VEDRA INC		378	9	2%	387
VILLAGE DOCTORS OF KEYSTONE		306	81	21%	387
ST PETERSBURG PEDIATRICS-PARK BLVD		352	34	9%	386
BLOUNTSTOWN REHABILITATION CENTER LLC		280	106	27%	386
Bayside Care Center	1	364	20	5%	385
PREMIER MEDICAL CENTER LLC		384			384

COVID-19: testing by laboratory

Data through Mar 20, 2021 verified as of Mar 21, 2021 at 09:25 AM

Data in this report are provisional and subject to change.

The numbers in the table below represent the number of Florida and non-Florida residents for whom test results were received by the Department of Health. A person can be tested by more than one laboratory and can have both positive and negative results. **Therefore, the sum of the numbers in each column will be larger than the total number of people tested.**

Reporting lab	Inconclusive	Negative	Positive	Percent positive	Total
UNIVERSITY OF TAMPA STUDENT HEALTH AND SHC CLINICAL LABORATORY		230	153	40%	383
BRISTOL AT TAMPA, THE	4	369	8	2%	381
BROOKDALE PADDOCK HILLS	2	377	2	1%	381
THE SPRINGS AT BOCA CIEGA BAY		371	9	2%	380
PEDIATRIC ASSOCIATES OF OCALA PA		349	31	8%	380
BARTON HEALTH ALLIANCE	3	331	45	12%	379
UR MEDICINE LABS- CENTRAL LABORATORY		354	24	6%	378
NATIONS BEST FAMILY HEALTH CARE		199	179	47%	378
PruittHealth Panama City	1	313	64	17%	378
BAYA PHARMACY WEST		8	368	98%	376
BERNHARDT LABORATORIES	1	312	63	17%	376
FLORIDA HOSPITAL HEARTLAND MED CTR LAKE PLACID		284	91	24%	375
TRI-COUNTY NURSING AND REHABILITATION CENTER INC		360	15	4%	375
FAIR HAVENS CENTER, OPCO		367	7	2%	374
ADVENTHEALTH EXPRESS CARE AT WALGREENS 49TH STREET		317	57	15%	374
AYERS HEALTH & REHABILITATION CENTER		367	7	2%	374
PORT SAINT LUCIE HOSPITAL		365	9	2%	374
PALM GARDEN OF WEST PALM BEACH☐	4	354	15	4%	373
Life Care Center of Ocala		304	69	18%	373
ACCESS MEDICAL CENTER	1	344	28	8%	373
ST PETERSBURG PEDIATRICS-SEMINOLE BLVD		306	66	18%	372
HENDRY REGIONAL MEDICAL CENTER		107	265	71%	372
SERENADES IN THE VILLAGES		318	53	14%	371
URGENT CARE BETHESDA	1	318	52	14%	371
SPECIALTY HEALTH AND REHABILITATION CENTER		346	25	7%	371
Stacey Health Care Centers Inc. dba Riverside Care Center		341	29	8%	370
ARTHREX MEDICAL CENTER	1	261	108	29%	370
SEA BREEZE REHAB AND NURSING CENTER☐		361	9	2%	370
INFORM DIAGNOSTICS		360	9	2%	369
LIFE CARE CENTER OF WINTER HAVEN		350	18	5%	368
ADVENT HEALTH - TAMPA		148	220	60%	368
TRENTON MEDICAL CENTER INC DBA PALMS MEDICAL GROUP	4	270	93	25%	367
DIGNITY HEALING, LLC		351	15	4%	366
FLORIDA HEART & VASCULAR MULTISPECIALTY GROUP PA		268	98	27%	366
WELL HEALTH WORKS	1	324	39	11%	364
solaris Healthcare Parkway	2	345	17	5%	364
PLANT CITY PEDIATRICS	1	293	69	19%	363
FAMILY EXPRESS URGENT CARE		5	358	99%	363
Consulate Health Care of North Fort Myers		351	12	3%	363
TRINITY REGIONAL REHAB CENTER		347	15	4%	362
HARDEE MANOR HEALTH CARE CENTER	1	358	3	1%	362
HEALTH CENTRAL PARK		295	66	18%	361
VETERANS AFFAIRS MEDICAL CENTER - LAKE CITY		52	309	86%	361
CHAUTAUQUA REHABILITATION AND NURSING CENTER		351	9	3%	360
MANOR CARE OF BOYNTON BEACH LLC		336	24	7%	360
SUN COUNTRY PEDIATRICS PLLC	9	317	31	9%	357
Bay Breeze Senior Living and Rehabilitation Center		304	53	15%	357

COVID-19: testing by laboratory

Data through Mar 20, 2021 verified as of Mar 21, 2021 at 09:25 AM

Data in this report are provisional and subject to change.

The numbers in the table below represent the number of Florida and non-Florida residents for whom test results were received by the Department of Health. A person can be tested by more than one laboratory and can have both positive and negative results. **Therefore, the sum of the numbers in each column will be larger than the total number of people tested.**

Reporting lab	Inconclusive	Negative	Positive	Percent positive	Total
VILLAGE DOCTORS FAMILY MEDICAL CENTER OF		292	64	18%	356
ORCHARD RIDGE CARE AND REHABILITATION CENTER		336	19	5%	355
HARDEE COUNTY HEALTH DEPARTMENT		285	70	20%	355
HAINES CITY REHABILITATION AND NURSING CENTER		331	24	7%	355
MY CLINICAL LAB		224	129	37%	353
SIGNATURE HEALTHCARE OF NORTH FLORIDA		349	4	1%	353
MEDFAST URGENT CARE CENTER		122	230	65%	352
AMBULATORY SURGERY CENTER OF BOCA RATON LTD		348	4	1%	352
VILLAGE AT VIENNA SQUARE,THE	6	329	17	5%	352
MANORCARE HEALTH SERVICES - VENICE		297	55	16%	352
CORAL BAY HEALTHCARE AND REHABILITATION	1	338	12	3%	351
SANFORD LABORATORIES		325	26	7%	351
BAYSHORE DIAGNOSTICS		310	41	12%	351
SIPARADIGM, DIAGNOSTIC INFORMATICS		273	77	22%	350
OCEAN VIEW NURSING AND REHAB CENTER		334	16	5%	350
AVANTE AT OCALA INC	2	318	30	9%	350
Palmetto Subacute Care Center		339	11	3%	350
SABAL DIRECT PRIMARY CARE, PA		290	59	17%	349
ONESTOP MEDICAL AND URGENT CARE LLC		304	45	13%	349
Marshall Health and Rehabilitation Center		299	49	14%	348
HEALTH DESIGNS		332	14	4%	346
COLOR GENOMICS, INC.	2	337	6	2%	345
TAMARAC REHABILITATION & HEALTH CENTER		340	4	1%	344
ARCPOINT LABS OF SARASOTA MANATEE		266	78	23%	344
USAFSAM/PHE		174	170	49%	344
BAY VILLAGE OF SARASOTA INC		340	3	1%	343
WHITE-WILSON MEDICAL CENTER - NICEVILLE		303	40	12%	343
AVANTE AT MT DORA		338	4	1%	342
ADVENT HEALTH CENTRA CARE - PALM COAST		80	261	77%	341
FAIRWAY OAKS CENTER LLC	6	329	6	2%	341
ATLANTIC SHORES NURSING AND REHAB CENTER	1	330	9	3%	340
CORAL TRACE HEALTH CARE	2	333	5	1%	340
CRONOS CLINICAL LABORATORY	22	227	91	27%	340
SELECT REFERENCE LABORATORIES, LLC	1	326	12	4%	339
Life Care Center of Punta Gorda	1	325	13	4%	339
FL HUD DESTIN, LLC D/B/A GRAND BOULEVARD HEALTH		299	39	12%	338
MEDICAL CENTER AT OCEAN REEF,THE		321	17	5%	338
SPRINGTREE REHAB & HEALTH CARE CENTER		315	23	7%	338
TUSKAWILLA NURSING AND REHAB CENTER	2	329	7	2%	338
HOLISTIX TREATMENT CENTERS		328	8	2%	336
HCSO OCCUPATIONAL HEALTH AND WELLNESS CENTER		263	73	22%	336
AVANTE AT LEESBURG INC		334	2	1%	336
EXCEL PEDIATRICS		281	52	16%	333
NORTH PINELLAS STATMED QUICK QUALITY CLINICS		236	97	29%	333
Parkview Rehabilitation Center at Winter Park		322	10	3%	332
AVENTURA REHAB AND NURSING CENTER		316	15	5%	331
KISSIMMEE FACILITY OPERATIONS LLC		306	24	7%	330

COVID-19: testing by laboratory

Data through Mar 20, 2021 verified as of Mar 21, 2021 at 09:25 AM

Data in this report are provisional and subject to change.

The numbers in the table below represent the number of Florida and non-Florida residents for whom test results were received by the Department of Health. A person can be tested by more than one laboratory and can have both positive and negative results. **Therefore, the sum of the numbers in each column will be larger than the total number of people tested.**

Reporting lab	Inconclusive	Negative	Positive	Percent positive	Total
Life Care Center at Wells Crossing		309	21	6%	330
ELMHURST HOSPITAL CENTER	1	301	28	8%	330
LAKE EUSTIS HEALTH AND REHABILITATION CENTER		322	7	2%	329
SEASIDE HEALTH AND REHABILITATION CENTER		270	58	18%	328
ADVENT HEALTH - TIMBERRIDGE ER		276	52	16%	328
PEDIATRIC HEALTH CARE ALLIANCE, PA		295	33	10%	328
ROSEWOOD HEALTH AND REHABILITATION CENTER		306	21	6%	327
Coastal Health and Rehabilitation Center		315	11	3%	326
WALGREENS 3173		299	27	8%	326
SILVER CREEK SENIOR LIVING COMMUNITY		320	5	2%	325
PIONEER CLINICAL LAB, LLC		212	113	35%	325
BAPTIST PRIMARY CARE INC	1	298	25	8%	324
MIDWAY SPECIALTY CARE CENTER	3	207	114	35%	324
HEALTH PARK CARE CENTER		320	4	1%	324
24/7 PEDIATRIC CARE CENTERS INC		303	20	6%	323
SAMANTHA WILSON CARE CENTER	4	310	9	3%	323
ELMCROFT PINECREST	1	300	22	7%	323
KENNEDY PAIN CLINIC GROUP LLC		289	33	10%	322
HOLIDAY CVS LLC DBA CVS/PHARMACY #0440		312	10	3%	322
DELTONA HEALTH CARE		298	24	7%	322
LabCorp (Non-Interfaced)	1	125	195	61%	321
RIVERS FAMILY MEDICINE PA		240	81	25%	321
BEAR CREEK NURSING CENTER		315	5	2%	320
ADVENT HEALTH - WESTCHASE ER		274	46	14%	320
PruittHealth Santa Rosa		225	94	29%	319
EMERALD COAST PEDIATRICS & ADOL		298	21	7%	319
PENSACOLA PEDIATRICS, PA		302	17	5%	319
PALMS REHABILITATION AND HEALTHCARE CENTER		282	37	12%	319
BIOCEPT		296	22	7%	318
AZALEA TRACE PHYSICIAN SERVICES		315	3	1%	318
ARGO SENIOR LIVING AT HAVERHILL		298	20	6%	318
GOOD SAMARITAN SOCIETY-DAYTONA		296	21	7%	317
The Care Center at Pinellas Park	1	307	8	3%	316
Life Care Center at Inverrary		307	9	3%	316
REHABILITATION CENTER OF LAKE CITY, THE		288	28	9%	316
FLORIDA HEALTH CARE PLANS			316	100%	316
COMMUNITY HEALTH AND REHABILITATION CENTER		254	62	20%	316
BROOKDALE LAKE TAVARES		310	5	2%	315
KEY WEST HEALTH AND REHAB	1	306	7	2%	314
JACKSON PLAZA NURSING & REHAB CENTER	6	301	7	2%	314
GENESIS MEDICAL LABORATORY MIAMI FL.		83	230	73%	313
ST LUCIE EMPLOYEE HEALTH & WELLNESS CENTER		307	6	2%	313
PHYSICIANS REGIONAL WALK-IN		190	122	39%	312
AVELLINO LAB USA, INC	1	299	12	4%	312
MEDEXPRESS LUTZ		3	309	99%	312
FAMILY CARE PARTNERS OF NE FLORIDA LLC		238	72	23%	310
TAVARES PEDIATRICS		262	47	15%	309

COVID-19: testing by laboratory

Data through Mar 20, 2021 verified as of Mar 21, 2021 at 09:25 AM

Data in this report are provisional and subject to change.

The numbers in the table below represent the number of Florida and non-Florida residents for whom test results were received by the Department of Health. A person can be tested by more than one laboratory and can have both positive and negative results. **Therefore, the sum of the numbers in each column will be larger than the total number of people tested.**

Reporting lab	Inconclusive	Negative	Positive	Percent positive	Total
ESTERO ISLAND MEDICAL CENTER		245	64	21%	309
ST JUDE CHILDREN'S RESEARCH HOSPITAL		293	15	5%	308
SOUTHWEST ORLANDO FAMILY MEDICINE, PL		257	51	17%	308
HOLLEY NAVARRE MEDICAL CLINIC		229	78	25%	307
REGENTS PARK OF BOCA RATON□		303	3	1%	306
JACKSONVILLE KIDS PEDIATRICS, PLLC		273	33	11%	306
Life Care Center of Sarasota		293	13	4%	306
LAKELAND REGIONAL HEALTH SYSTEMS INC		39	266	87%	305
JAMES A HALEY VETERANS HOSPITAL			305	100%	305
LUTHERAN HAVEN		295	9	3%	304
ST JAMES HEALTH AND REHABILITATION CENTER		219	85	28%	304
HEATHER HILL HEALTHCARE CENTER		257	46	15%	303
Solaris Healthcare Lake Bennet		268	35	12%	303
UNIVERSITY OF CENTRAL FLORIDA HEALTH SERVICES		301	2	1%	303
ST CATHERINE'S WEST REHABILITATION HOSPITAL		289	13	4%	302
LASER & SURGERY CENTER OF THE PALM BEACHES□		300	2	1%	302
SAINTS 120 LLC	1	267	34	11%	302
HOMESTEAD MANOR	2	258	41	14%	301
URGENT CARE EXPRESS LLC		1	299	100%	300
AMERICAN FINNISH NURSING HOME	2	290	8	3%	300
BOCA BIOLISTICS REFERENCE LABORATORY	2	185	112	37%	299
CLARE BRIDGE ORMOND BEACH	1	297			298
ROSEN MEDICAL CENTER		257	41	14%	298
Avante at Inverness		295	3	1%	298
OKEECHOBEE COUNTY HEALTH DEPT	1	209	88	30%	298
ADVANCED AMBULATORY SURGERY CENTER		284	13	4%	297
ENCOMPASS HEALTH REHABILITATION HOSPITAL OF SUNRISE	8	283	6	2%	297
MY HEALTHY BLUEPRINT BY BAPTIST HEALTH CARE		245	52	18%	297
OSPREY LODGE		238	59	20%	297
BUENA VISTA URGENT CARE		264	33	11%	297
FRICKS PHARMACY		235	61	21%	296
BROOKDALE DESTIN		284	12	4%	296
CROSS POINTE CARE CENTER	2	287	6	2%	295
BAY COUNTY SHERIFFS OFFICE JAIL FACILITY		249	45	15%	294
NORTHWEST MEDICAL CENTER CLINICAL LABORATORY		175	118	40%	293
LONGWOOD FAMILY PRACTICE		224	69	24%	293
DEPARTMENT OF HEALTH BUREAU OF FAMILY		287	6	2%	293
MANORCARE AT LELY PALMS		288	5	2%	293
SIGNATURE HEALTHCARE AT THE COURTYARD		246	47	16%	293
Solaris Healthcare Coconut Creek		286	6	2%	292
The Grove Health and Rehabilitation		269	23	8%	292
MANOR CARE OF NAPLES FL LLC		289	3	1%	292
BIOIQ		243	48	16%	291
TALLAHASSEE NHHI LLC	1	262	27	9%	290
LA MER NH LLC□		285	5	2%	290
PALM BEACH PEDIATRICS PA	2	252	36	12%	290
CONSULATE HEALTH CARE OF SAFETY HARBOR		283	6	2%	289

COVID-19: testing by laboratory

Data through Mar 20, 2021 verified as of Mar 21, 2021 at 09:25 AM

Data in this report are provisional and subject to change.

The numbers in the table below represent the number of Florida and non-Florida residents for whom test results were received by the Department of Health. A person can be tested by more than one laboratory and can have both positive and negative results. **Therefore, the sum of the numbers in each column will be larger than the total number of people tested.**

Reporting lab	Inconclusive	Negative	Positive	Percent positive	Total
PALM GARDEN OF GAINESVILLE	2	285	2	1%	289
Avante at Orlando	1	282	6	2%	289
AUBURN UNIVERSITY MEDICAL CLINIC		227	62	21%	289
AMERICAN HEALTH ASSOCIATES INC	1	270	17	6%	288
RULEME CENTER	2	259	26	9%	287
SILVERCREST HEALTH AND REHABILITATION CENTER	3	276	8	3%	287
CHEEK AND SCOTT DRUGS INC		238	49	17%	287
Heartland Healthcare of Ft. Myers	1	285	1	0%	287
WIMAUMA COMMUNITY HEALTH CENTER		234	52	18%	286
BRIDGEWATER PARK HEALTH AND REHAB		257	29	10%	286
ACCURATE DIAGNOSTIC LABS, INC		268	17	6%	285
LAKE PARK OF MADISON		275	10	4%	285
AURORA DIAGNOSTICS BERNHARDT LABORATORIES PATHOLOGY SERVICE		190	93	33%	283
W FRANK WELLS NURSING HOME		253	28	10%	281
TIERRA PINES CENTER		269	12	4%	281
DOCTORS MEMORIAL HOSPITAL		155	125	45%	280
BAYA POINTE NURSING AND REHABILITATION		197	83	30%	280
PERSONALIZED GENETIC TESTING	1	183	95	34%	279
HOSPICE OF LAKE & SUMTER INC	1	272	6	2%	279
WESTCHESTER GARDENS LIMITED PARTNERSHIP		272	6	2%	278
renaissance health and rehabilitation center		259	19	7%	278
DAVID SCOTT MADWAR MD PA□		251	27	10%	278
AVON PARK PEDIATRICS INC	3	249	25	9%	277
Crossbreeze care center	1	274	2	1%	277
PRUITT HEALTH-SANTA ROSA		275	2	1%	277
HARBOURWOOD	1	272	4	1%	277
Rehabilitation Center for Park Place LLC		265	11	4%	276
VILLAGES REGIONAL HOSPITAL SURGERY CENTER LLC, THE		218	58	21%	276
Avante at St Cloud, Inc.		268	7	3%	275
SOLARIS HEALTHCARE IMPERIAL		267	8	3%	275
HUNT CLUB PEDIATRIC ASSOCIATES, P.A.		234	41	15%	275
FLORIDA KEYS PEDIATRICS & ADOLESCENT CENTER		260	14	5%	274
Glades West Rehabilitation and Nursing Center		266	8	3%	274
VILLAGE PLACE NH LLC□		248	24	9%	272
NASSAU COUNTY JAIL		229	43	16%	272
Sunset Point Center		267	4	1%	271
FOUNTAIN INN NURSING & REHABILITATION CTR, INC		265	6	2%	271
STERLING HOUSE OF DELAND		270	1	0%	271
CENTERSTONE OF FLORIDA□		252	19	7%	271
Premier Place at The Glenview		260	9	3%	269
FLETCHER HEALTH AND REHABILITATION CENTER		268	1	0%	269
LODGE HEALTH AND REHABILITATION CENTER, THE		237	32	12%	269
ADVENT HEALTH CENTRA CARE - ORMOND BEACH		113	155	58%	268
USA HEALTH UNIVERSITY HOSPITAL CLINICAL LABORATORY	1	257	10	4%	268
ADVENT HEALTH CARE CENTER	9	246	13	5%	268
BRENTWOOD RETIREMENT COMMUNITY	5	231	31	12%	267
DAYTONA BEACH HEALTH AND REHAB CENTER		267			267

COVID-19: testing by laboratory

Data through Mar 20, 2021 verified as of Mar 21, 2021 at 09:25 AM

Data in this report are provisional and subject to change.

The numbers in the table below represent the number of Florida and non-Florida residents for whom test results were received by the Department of Health. A person can be tested by more than one laboratory and can have both positive and negative results. **Therefore, the sum of the numbers in each column will be larger than the total number of people tested.**

Reporting lab	Inconclusive	Negative	Positive	Percent positive	Total
LUIS A GHIGLINO MD PA		258	9	3%	267
West Melbourne Health and Rehabilitation Center		266	1	0%	267
CHIPOLA HEALTH AND REHAB		250	17	6%	267
Concordia Village of Tampa AL		262	5	2%	267
VETERANS AFFAIRS MEDICAL CENTER - MIAMI		2	264	99%	266
Vi at Lakeside Village Skilled Nursing		254	12	5%	266
HAVEN OF OUR LADY OF PEACE INC		258	8	3%	266
SERANADES BY SONATA WEST ORANGE		236	29	11%	265
PROTEUS MOLECULAR AND CLINICAL LAB	1	150	112	43%	263
WHITE WILSON MEDICAL IMMEDIATE CARE NICEVILLE		46	217	83%	263
CHIPOLA MEDICAL ASSOCIATES, LLC		186	76	29%	262
PAVILION FOR HEALTHCARE, THE		260	2	1%	262
CHURCH OF SCIENTOLOGY FLAG SERVICE ORGANIZATION		259	3	1%	262
RIVERWOOD HEALTH NH LLC		223	39	15%	262
WESTWOOD HEALTHCARE SNF		215	46	18%	261
SARAPATH DIAGNOSTICS		140	121	46%	261
BROWARD NURSING & REHABILITATION CTR	8	238	14	5%	260
CLIFFORD CHESTER SIMS VA NURSING HOME		251	9	3%	260
CONSULATE HEALTHCARE OF KISSIMMEE		247	12	5%	259
MACCLENNY NURSING AND REHAB		241	18	7%	259
FIRST CHOICE PRIMARY CARE		207	51	20%	258
Chatsworth at PGA National, LLC		246	12	5%	258
FLORIDA WOMAN CARE LABORATORY LLC		232	26	10%	258
DE LUNA HEALTH AND REHABILITATION CENTER		233	23	9%	256
ABBOTT LABORATORIES		166	89	35%	255
EPWORTH VILLAGE RETIREMENT COMMUNITY		251	4	2%	255
STATMED QUICK QUALITY CLINIC AT NORTH PINELLAS		66	189	74%	255
BOULEVARD REHABILITATION CENTER		241	14	5%	255
AZALEA TRACE		241	13	5%	254
MARTIN MEMORIAL MEDICAL CENTER LAB		128	126	50%	254
FLORIDA ATLANTIC UNIVERSITY STUDENT HEALTH		215	39	15%	254
SHELL POINT VILLAGE MEDICAL CENTER		246	7	3%	253
ADVENT HEALTH - ORLANDO		194	59	23%	253
Surrey Place Healthcare and Rehabilitation		250	2	1%	252
ARBOR FACILITY INC		250	1	0%	251
Solaris Senior Living North Naples ALF		241	9	4%	250
BOND CLINIC, PA		183	67	27%	250
FAMILY MEDICAL CARE OF PALM BEACH		190	60	24%	250
BUREAU OF CLINICAL LABORATORIES		208	41	16%	249
MIAMI JEWISH HEALTH SYSTEMS, INC	4	236	9	4%	249
FORT MYERS REHABILITATION AND NURSING CENTER		223	26	10%	249
Cross Gardens Care Center		248	1	0%	249
CARRINGTON PLACE OF ST PETE LLC		242	6	2%	248
ST MARK VILLAGE	1	242	5	2%	248
RENAISSANCE AT THE TERRACES		247	1	0%	248
KR at Hillsborough Lakes/Lutz Healthcare		237	10	4%	247
AMELIA MEDICAL CARE		97	150	61%	247

COVID-19: testing by laboratory

Data through Mar 20, 2021 verified as of Mar 21, 2021 at 09:25 AM

Data in this report are provisional and subject to change.

The numbers in the table below represent the number of Florida and non-Florida residents for whom test results were received by the Department of Health. A person can be tested by more than one laboratory and can have both positive and negative results. **Therefore, the sum of the numbers in each column will be larger than the total number of people tested.**

Reporting lab	Inconclusive	Negative	Positive	Percent positive	Total
Heritage Healthcare at Tallahassee		239	7	3%	246
AVECINA MOBILE		121	125	51%	246
CYPRESS COVE		240	6	2%	246
ROSEWOOD HEALTHCARE & REHABILITATION CENTER		239	6	2%	245
NORTH FLORIDA PEDIATRICS - MARIANNA		206	39	16%	245
ADVENTHEALTH EXPRESS CARE AT WESLEY CH		218	27	11%	245
MALABAR/ADVENT CENTRA CARE		48	196	80%	244
LAKEVIEW NEUROLOGIC		234	10	4%	244
HEARTLAND PEDIATRICS OF LAKE PLACID PA	1	212	30	12%	243
FLORIDA CLINICAL LABORATORY-BIOREFERENCE LABORATORIES		92	151	62%	243
APLS SERVICES LLC D/B/A CLEAR DIAGNOSTICS	12	229	2	1%	243
PONTE VEDRA GARDENS		242	1	0%	243
BAYVIEW CENTER		238	5	2%	243
WALGREENS 10670		212	30	12%	242
ARCHER HEALTH VENTURES, LLC		217	25	10%	242
EDGEWATER AT WATERMAN VILLAGE,THE		227	15	6%	242
JACKSONVILLE UNIVERSITY	1	227	13	5%	241
GOOD SAMARITAN CARES		236	5	2%	241
HOMESTEAD VILLAGE		229	11	5%	240
METROPOLITAN HOSPITAL CENTER		233	7	3%	240
CLARE BRIDGE OF SARASOTA		238	2	1%	240
ORANGE COUNTY HEALTH DEPT		228	11	5%	239
TERRACES OF LAKE WORTH CARE CENTER□		227	12	5%	239
AMERICAN HOUSE SENIOR LIVING		189	50	21%	239
UCC - WELLINGTON		3	236	99%	239
PALM GARDEN OF AVENTURA		236	3	1%	239
WASHINGTON REHAB AND NURSING		227	10	4%	237
PEDIATRICS IN BREVARD PA		188	49	21%	237
CONEY ISLAND HOSPITAL		230	7	3%	237
FELLOWSHIP HOME AT THE FAIRWAY LLC		229	7	3%	236
Consulate Health Care of St. Petersburg		229	7	3%	236
TGH		1	235	100%	236
OAK HAMMOCK AT THE UNIVERSITY OF FLORIDA		229	6	3%	235
REGENTS PARK AT AVENTURA		221	14	6%	235
BAY TREE CARE AND REHABILITATION CENTER		197	38	16%	235
ST AUGUSTINE HEALTH & REHAB CENTER		233	1	0%	234
ARCPOINT LABS OF ST PETERSBURG		152	82	35%	234
Chatham Glen Healthcare and Rehabilitation Center		226	8	3%	234
LORI MCAULIFFE MD PA		204	29	12%	233
ATLANTIC URGENT CARE		155	78	33%	233
MANDARIN PEDIATRICS		210	22	9%	232
CITY OF PORT SAINT LUCIE		215	17	7%	232
LAKEVIEW INTERNAL MEDICINE		175	57	25%	232
ARDEN COURTS OF TAMPA□	2	224	5	2%	231
LYNN HAVEN SPORTS COMPLEX-WALKON CLINIC		21	209	91%	230
PALM BEACH COUNTY FIREFIGHTERS HEALTH CLINIC, LLC		189	41	18%	230
ManorCare Health Services-Palm Harbor	1	229			230

COVID-19: testing by laboratory

Data through Mar 20, 2021 verified as of Mar 21, 2021 at 09:25 AM

Data in this report are provisional and subject to change.

The numbers in the table below represent the number of Florida and non-Florida residents for whom test results were received by the Department of Health. A person can be tested by more than one laboratory and can have both positive and negative results. **Therefore, the sum of the numbers in each column will be larger than the total number of people tested.**

Reporting lab	Inconclusive	Negative	Positive	Percent positive	Total
ALTAMONTE MD		59	170	74%	229
220 GOLDEN, LLC	1	211	16	7%	228
Lake Port Square Health Center		212	16	7%	228
RITECARE MEDICAL CENTER		157	71	31%	228
PRINCIPLE LABORATORY	5	218	5	2%	228
AVANTE AT ORMOND BEACH INC		221	6	3%	227
Lakewood Nursing Center		197	29	13%	226
SEAVIEW NURSING AND REHABILITATION CENTER		217	9	4%	226
PARKS HEALTHCARE & REHABILITATION CTR	4	211	11	5%	226
CCS - JOSEPH V CONTE		223	2	1%	225
SAMIR EBEID MD		202	23	10%	225
THE RESIDENCE AT TIMBER PINES	4	194	25	11%	223
WIREGRASS DIRECT PRIMARY CARE PLLC		190	33	15%	223
LEHIGH VALLEY GENOMICS			223	100%	223
MIAMI CEREBRAL PALSY RESIDENTIAL		222	1	0%	223
SUNCOAST URGENT CARE		168	54	24%	222
EDGEWOOD NURSING CENTER		213	9	4%	222
POMPANO REHABILITATION AND NURSING CTR		222			222
PINNACLES PEDS CARE PA		222			222
NORTH FLORIDA PEDIATRICS PA - DUVAL		193	29	13%	222
DISCOVERY VILLAGE AT MELBOURNE		195	27	12%	222
WHITE WILSON MEDICAL CENTER IMMEDIATE CARE		112	109	49%	221
ST ANTHONYS REHABILITATION HOSPITAL	9	209	2	1%	220
Signature healthcare of Jacksonville		215	5	2%	220
ASCENSION MEDICAL GROUP		5	215	98%	220
E-LAB OF FLORIDA		198	21	10%	219
FLORIDA STATE HOSPITAL CLINICAL LABORATORY		217	2	1%	219
WOOD LAKE HEALTH AND REHABILITATION CENTER		219			219
Boynton Beach Rehabilitation Center	2	213	4	2%	219
ANGELS DIAGNOSTIC GROUP		174	45	21%	219
HOLISTIC PEDIATRICS GROUP LLC		197	21	10%	218
CORAL REEF NURSING & REHABILITATION CENTER		212	6	3%	218
ST. CLOUD REGIONAL MEDICAL CENTER		199	18	8%	217
LAKE PORT SQUARE		200	17	8%	217
PADDOCK RIDGE		214	3	1%	217
FORT PIERCE HEALTH CARE		210	7	3%	217
THE MANOR AT CARPENTERS		185	32	15%	217
SURREY PLACE CARE CENTER		211	6	3%	217
VI AT BENTLEY VILLAGE HOME CARE		215	1	0%	216
THE VILLAGES REGIONAL HOSPITAL FREESTANDING		194	22	10%	216
NSPIRE HEALTHCARE LAUDERHILL		210	6	3%	216
BROOKDALE ATRIM WAY		210	6	3%	216
CORAL GABLES NURSING & REHABILITATION CENTER		205	10	5%	215
DOCTORS MEMORIAL FAMILY MEDICINE	2	148	65	30%	215
VETERANS AFFAIRS ORLANDO VA MEDICAL CENTER			215	100%	215
GATEWAY/ADVENT CENTRA CARE	1	24	190	88%	215
Orchid Cove at Sarasota		214	1	0%	215

COVID-19: testing by laboratory

Data through Mar 20, 2021 verified as of Mar 21, 2021 at 09:25 AM

Data in this report are provisional and subject to change.

The numbers in the table below represent the number of Florida and non-Florida residents for whom test results were received by the Department of Health. A person can be tested by more than one laboratory and can have both positive and negative results. **Therefore, the sum of the numbers in each column will be larger than the total number of people tested.**

Reporting lab	Inconclusive	Negative	Positive	Percent positive	Total
LCS SANDHILL COVE LLC DBA	6	200	9	4%	215
ELLENTON PEDIATRICS PA		200	14	7%	214
BLOCK, NATION, CHASE, AND SMOLEN FAMILY MEDICINE		157	57	27%	214
KEY LARGO - LARGO CARGO		193	21	10%	214
MADISON FACILITY INC		212	1	0%	213
MORSELIFE MEMORY CARE RESIDENCE		204	9	4%	213
Consulate Healthcare of West Palm Beach		197	16	8%	213
COLONY CLUB ALF,THE	1	199	13	6%	213
ADVENT HEALTH - LAKE NONA		183	29	14%	212
CONSULATE HEALTH CARE OF WINTER HAVEN		209	3	1%	212
San Jose Health & Rehabilitation		206	6	3%	212
POCONO MEDICAL CENTER		212			212
CHILDREN MED CARE INC		179	33	16%	212
Bayside Health and Rehabilitation		181	31	15%	212
LIFE CARE CENTER OF PORT ST. LUCIE		200	12	6%	212
FLAGLER COUNTY DETENTION CENTER		199	12	6%	211
PARTICLE THEORY LABS		191	20	9%	211
SUNRISE DIAGNOSTIC LABORATORY		158	53	25%	211
SUPERIOR RESIDENCES OF PANAMA CITY BEACH		205	6	3%	211
BORLAND GROOVER CLINIC	1	173	37	18%	211
MACTOWN, INC		209	2	1%	211
MARTIN ACQUISITION 1 LLC DBA		198	13	6%	211
ST VINCENT'S AMBULATORY CARE INC DBA	2	177	31	15%	210
BODYK		206	4	2%	210
Royal Oaks Nursing and Rehab		209	1	0%	210
HEALTH FIRST - HOLMES REGIONAL MEDICAL CENTER		32	178	85%	210
GOOD SAMARITAN SOCIETY OF DELAND		199	11	5%	210
EVENT MED SERVICES LABORATORY		205	5	2%	210
GUEST HOUSE OCALA, THE		204	6	3%	210
Avante at Lake Worth, Inc.		208	1	0%	209
Taylor Care Center		204	5	2%	209
Nspire Health Care Kendall		199	10	5%	209
Whispering Oaks	11	175	23	11%	209
HOSPICE OF ST FRANCIS INC		202	7	3%	209
The Palace Nursing and Rehabilitation Center		209			209
Flagler Health and Rehabilitation		205	3	1%	208
FULGENT GENETICS	2	165	40	19%	207
DOS OF NORTH SHORES NURSING & REHAB CENTER		207			207
PALMS MEDICAL GROUP HIGH SPRINGS		174	33	16%	207
SOLARIS SENIOR LIVING VERO BEACH		198	8	4%	206
SPRINGS AT LAKE POINTE WOODS		204	2	1%	206
ST PETERSBURG PEDIATRICS-EAST BAY	1	171	34	17%	206
CCS - PAUL REIN DETENTION FACILITY		139	66	32%	205
LAKESIDE HEALTH CENTER		205			205
Cross Terrace REhabilitation		203	2	1%	205
IMA MEDICAL GROUP		138	67	33%	205
ADVENT HEALTH CENTRA CARE - DAYTONA BEACH		94	110	54%	204

COVID-19: testing by laboratory

Data through Mar 20, 2021 verified as of Mar 21, 2021 at 09:25 AM

Data in this report are provisional and subject to change.

The numbers in the table below represent the number of Florida and non-Florida residents for whom test results were received by the Department of Health. A person can be tested by more than one laboratory and can have both positive and negative results. **Therefore, the sum of the numbers in each column will be larger than the total number of people tested.**

Reporting lab	Inconclusive	Negative	Positive	Percent positive	Total
DISCOVERY VILLAGE AT NAPLES		187	17	8%	204
PCB CLINIC		159	45	22%	204
Sunnyside Nursing Home		200	3	1%	203
BROOKDALE OF SPRING HILL	9	192	2	1%	203
GLENRIDGE ON PALMER RANCH,THE		195	8	4%	203
ADVENT HEALTH CENTRA CARE - APOPKA NORTH		172	30	15%	202
POLK COUNTY HEALTH DEPARTMENT		178	24	12%	202
PATHGROUP LABS LLC		97	105	52%	202
CONSULATE HEALTH CARE OF MELBOURNE		196	5	2%	201
Governors Creek Health and Rehabilitation	1	198	2	1%	201
INN AT ASTON GARDENS, THE		194	7	3%	201
VAMC WEST PALM LAB		5	196	98%	201
ARDEN COURTS OF SEMINOLE		160	41	20%	201
MATHISON RETIREMENT COMMUNITY, INC	1	192	8	4%	201
STERLING HOUSE OF WINTER HAVEN		198	3	1%	201
OAKBROOK HEALTH AND REHABILITATION CENTER	1	185	14	7%	200
BAY VUE NURSING AND REHABILITATION CENTER		190	10	5%	200
HERITAGE HEALTHCARE AND REHABILITATION CENTER		195	5	3%	200
ADVENT HEALTH - CARROLLWOOD	4	169	26	13%	199
FLORIDA HEALTH CARE PLAN INC		2	197	99%	199
SOUTHLAND SUITES OF ORMOND BEACH	4	195			199
LAKE VIEW CARE CENTER AT DELRAY		193	6	3%	199
Avante of Boca Raton		198			198
DEPARTMENT OF HEALTH & HUMAN SERVICES		198			198
LAUREL POINT CARE ACQUISITION LLC DBA SANDGATE GARDENS REHAB AND NURSI		171	27	14%	198
BRADEN RIVER REHABILITATION CENTER LLC		196	1	1%	197
JUPITER MEDICAL CENTER URGENT CENTER		158	39	20%	197
MIRACLE HILL NURSING & REHABILITATION CENTER INC		191	6	3%	197
The Waterford		194	3	2%	197
CORNERSTONE MEDICAL CARE OF BRANDON PL		101	96	49%	197
SANDY PINES	2	175	19	10%	196
ABBIEJEAN RUSSELL CARE CENTER		195	1	1%	196
PATHWAY PHARMACY		162	34	17%	196
BOCA RATON REHABILITATION CENTER	4	189	3	2%	196
NO FLORIDA PEDIATRICS, PA		169	27	14%	196
PALM HARBOR FAMILY PRACTICE & WALK-IN		149	47	24%	196
ADVANCED MEDICAL GROUP		1	195	99%	196
Heritage Park Rehabilitation & Healthcare		177	18	9%	195
Avante at Melbourne		192	3	2%	195
AFTER HOURS PEDIATRICS INC	1	1	193	99%	195
PENSACOLA PEDIATRICS - PACE		184	11	6%	195
TARPON POINT NURSING AND REHABILITATION CENTER		192	3	2%	195
AMA MEDICAL GROUP LLC		162	32	16%	194
BEACON AT GULF BREEZE, THE	2	181	11	6%	194
ALLIANCE PEDIATRICS PA		189	5	3%	194
TUSCAN GARDENS OF PALM COAST		188	5	3%	193
SARNO EXTENDED HOURS		124	69	36%	193

COVID-19: testing by laboratory

Data through Mar 20, 2021 verified as of Mar 21, 2021 at 09:25 AM

Data in this report are provisional and subject to change.

The numbers in the table below represent the number of Florida and non-Florida residents for whom test results were received by the Department of Health. A person can be tested by more than one laboratory and can have both positive and negative results. **Therefore, the sum of the numbers in each column will be larger than the total number of people tested.**

Reporting lab	Inconclusive	Negative	Positive	Percent positive	Total
MARION AND BERNARD L SAMSON NURSING CENTER		189	4	2%	193
PBC FIREFIGHTER BENEFIT FUND WELLNESS CENTER		155	38	20%	193
GRACE PEDIATRICS		161	31	16%	192
CYPRESS POINT LIVING, LLC		177	15	8%	192
FINLAY CLINICAL LABORATORY INC	1	39	152	79%	192
HEALTH LINK DIAGNOSTIC LABORATORIES		182	9	5%	191
NEW YORK CITY DEPARTMENT OF HEALTH & MENTAL		157	34	18%	191
MEDICAL CONSULTANTS OF FLORIDA LLC	1	157	33	17%	191
NEO GENOMICS - FORT MYERS	1	183	6	3%	190
WALGREENS 4915	1	170	19	10%	190
PATRIOT MEDICAL LABORATORIES		181	8	4%	189
BHA TITUSVILLE CLINIC		177	12	6%	189
RIVERWOOD CENTER,THE		179	10	5%	189
UNIVERSITY OF MIAMI		62	127	67%	189
WOMEN'S CARE FLORIDA LABORATORY		183	5	3%	188
LAB CORP	1	109	78	41%	188
FIRST CHOICE PEDIATRICS SEMORAN		97	91	48%	188
OCEAN REEF MEDICAL CENTER		150	38	20%	188
FARAH MEDICAL		175	12	6%	187
BARKLEY PLACE	1	182	4	2%	187
JACKSONVILLE VA UNIVERSITY OPC	4	177	6	3%	187
PLANTATION NURSING & REHAB CENTER		187			187
JUPITER MEDICAL CENTER URGENT CARE - STUART		137	49	26%	186
LEESBURG PEDIATRICS		161	25	13%	186
ALLSOUTH URGENT CARE		19	167	90%	186
ANTHEM LAKES LLC		151	35	19%	186
BRUCE S WEST MD	1	184	1	1%	186
CARENOW LAKE MARY		45	141	76%	186
CSL PLASMA		31	155	83%	186
ADVENT		172	13	7%	185
HOSPITAL FOR SPECIAL SURGERY		182	3	2%	185
NIGHT LITE PEDIATRICS WINTER GARDEN		144	41	22%	185
VIERA MANOR ASSISTED LIVING RESIDENCE		178	7	4%	185
GEORGIA DEPARTMENT OF PUBLIC HEALTH	1	5	178	97%	184
LIFE CARE CENTER OF ALTAMONTE SPRINGS		157	27	15%	184
The Ponce Therapy Care Center		180	4	2%	184
BAPTIST HEALTH PRIMARY CARE	1	134	49	27%	184
ST. JAMES BAY HEALTH AND REHABILITATION CENTER		183	1	1%	184
YOUR FAMILY WALK-IN CLINIC		13	171	93%	184
CANTERFIELD OF CLAY COUNTY		146	38	21%	184
MIDWAY PRIMARY CARE, LLC	11	103	69	38%	183
GULF COAST MEDICAL CENTER		179	4	2%	183
ADVENT HEALTH CENTRA CARE - WESLEY CHAPEL		13	170	93%	183
ST JOSEPH'S HOSPITAL LABORATORY			182	100%	182
KENILWORTH CARE & REHABILITATION CENTER		172	10	5%	182
KINDRED HOSPITAL THE PALM BEACHES		177	5	3%	182
LABCORP BURLINGTON		145	37	20%	182

COVID-19: testing by laboratory

Data through Mar 20, 2021 verified as of Mar 21, 2021 at 09:25 AM

Data in this report are provisional and subject to change.

The numbers in the table below represent the number of Florida and non-Florida residents for whom test results were received by the Department of Health. A person can be tested by more than one laboratory and can have both positive and negative results. **Therefore, the sum of the numbers in each column will be larger than the total number of people tested.**

Reporting lab	Inconclusive	Negative	Positive	Percent positive	Total
BROOKDALE ORANGE PARK		181	1	1%	182
MIAMI VA HEALTHCARE SYSTEM			181	100%	181
EDWARD J HEALEY REHAB & NURSING CENTER		181			181
GLADES HEALTH CARE CENTER		178	3	2%	181
Emory L Bennett State Veterans Nursing Home		178	3	2%	181
HAWKINS FAMILY MEDICINE LLC	1	129	51	28%	181
NADAL PEDIATRICS - VICTORIA STREET (3385)		153	28	15%	181
JACKSONVILLE NURSING AND REHAB CENTER		173	8	4%	181
SOUTH BALDWIN REGIONAL MEDICAL CENTER		169	12	7%	181
STERLING HOUSE OF PUNTA GORDA		179	1	1%	180
ZON BEACHSIDE LLC☐		142	37	21%	179
MILLENNIUM PHYSICIAN GROUP LLC		156	23	13%	179
PHYSICIANS REGIONAL MEDICAL CENTER - PINE RIDGE		20	159	89%	179
ARDEN COURTS OF LARGO FL, LLC		156	22	12%	178
PRIMECARE OF DOTHAN		124	54	30%	178
SUNY UPSTATE MEDICAL UNIVERSITY		162	15	8%	177
HIGHLANDS URGENT CARE			177	100%	177
ALL SEASONS NAPLES LLC☐		172	5	3%	177
JUNO DERMATOLOGY LLC		160	17	10%	177
ADVENT HEALTH CENTRA CARE - CARROLLWOOD		5	172	97%	177
STAR CARE		153	23	13%	176
GENE BY GENE		61	115	65%	176
SUMMERFIELD EMERGENCY ROOM		132	44	25%	176
MEDICATION ROOMS-CSU/CI NURSE STATION	1	164	11	6%	176
ORLANDO HEALTH EMERGENCY DEPARTMENT		163	12	7%	175
CARE CENTERS OF NASSAU		172	3	2%	175
CRYSTAL RIVER HEALTH & REHAB		175			175
ROSECASTLE OF CITRUS		145	30	17%	175
PEDIATRIC SPECIALISTS MEDICAL GROUP☐	1	162	12	7%	175
CANTERFIELD OF OCALA, LLC		163	11	6%	174
BENDERSON FAMILY SKILLED NURSING AND☐		157	17	10%	174
PINELLAS CARE CENTER		143	31	18%	174
WORKPLACE SCREENING INTELLIGENCE			174	100%	174
ASTON GARDENS AT PELICAN MARSH		169	5	3%	174
ANCHOR CARE AND REHABILITATION CENTER		173	1	1%	174
QUICK CARE MED LLC	1	121	52	30%	174
The Inn at Sarasota Bay Club		172	2	1%	174
US MEDICAL CARE, INC		155	19	11%	174
DOLPHIN POINTE HEALTH CARE LLC		153	20	12%	173
EXOSOME DIAGNOSTICS	1	154	18	10%	173
CENTRAL FLORIDA HEALTHCARE GROUP LLC		151	21	12%	172
BROOKDALE FORT MYERS THE COLONY		167	4	2%	171
NORTH FLORIDA INTERNAL MEDICINE PA		137	34	20%	171
Sunrise Health and Rehabilitation Center		163	8	5%	171
FORT WALTON REHABILITATION CENTER		133	38	22%	171
BRIGHTON EGGERT PHARMACY INC		163	7	4%	170
FLORIDA DEPARTMENT OF HEALTH IN ALACHUA COUNTY -		156	14	8%	170

COVID-19: testing by laboratory

Data through Mar 20, 2021 verified as of Mar 21, 2021 at 09:25 AM

Data in this report are provisional and subject to change.

The numbers in the table below represent the number of Florida and non-Florida residents for whom test results were received by the Department of Health. A person can be tested by more than one laboratory and can have both positive and negative results. **Therefore, the sum of the numbers in each column will be larger than the total number of people tested.**

Reporting lab	Inconclusive	Negative	Positive	Percent positive	Total
BAY EDUCATORS WELLNESS CENTER		113	57	34%	170
ROSECASTLE OF ZEPHRHILLS		167	3	2%	170
PEDIATRICS OF GREATER ORLANDO		146	24	14%	170
ARDEN COURTS OF FORT MYERS		164	6	4%	170
HIGHLANDS LAKE CENTER		165	4	2%	169
CONCORD LIFE SCIENCES LLC	2	150	17	10%	169
GEORGE SAFRAN MD PC		156	13	8%	169
Life Care Center of Orlando		164	5	3%	169
PANAMA CITY DEVELOPMENTAL CENTER□		168			168
TUSCAN GARDENS OF VENETIA MANAGEMENT COMPANY		155	13	8%	168
A PLUS PEDIATRICS		145	22	13%	167
ADVENT HEALTH CENTRA CARE - TEMPLE TERRACE	1	103	63	38%	167
ARDEN COURTS OF DELRAY BEACH FL LLC	3	154	10	6%	167
URGENT CARE OF THE PALM BEACHES, NORTH PALM BEACH			167	100%	167
SUWANNEE VALLEY NURSING CENTER		152	14	8%	166
MOBILE INFIRMARY MED CENTER PATH LAB		151	15	9%	166
MEADOWCREST FAMILY PHYSICIANS		97	69	42%	166
CONCIMED LLC		151	14	8%	165
CITRUS HEALTH AND REHAB		132	33	20%	165
CAYUGA MEDICAL CENTER AT ITHACA		160	5	3%	165
OSPREY VILLAGE AT AMELIA ISLAND LTD		155	10	6%	165
THE ARLINGTON OF NAPLES INC.		162	3	2%	165
MID FLORIDA PATHOLOGY LLC MOBILE UNIT #4		113	51	31%	164
HEALTHPOINT MED GRP OF THE EMERALD COAST LLC		132	32	20%	164
BRADENTON HEALTH CARE		163			163
PRECISION GENETICS, INC		157	6	4%	163
WOODBIDGE FACILITY INC		158	5	3%	163
LAKEVIEW TERRACE RETIREMENT COMMUNITY		146	17	10%	163
BAPTIST HEALTH URGENT CARE AT PLANTATION		129	34	21%	163
TRI COUNTY NURSING HOME		162	1	1%	163
HUNT CLUB PEDIATRIC ASSOCIATES PA		102	61	37%	163
WILLISTON PEDIATRICS PA	1	139	23	14%	163
COASTAL INTERNAL MEDICINE		125	38	23%	163
FLORIDA DEPARTMENT OF HEALTH IN TAYLOR COUNTY	1	119	43	26%	163
NAIA		161	1	1%	162
WESLEY HAVEN VILLA	1	127	34	21%	162
SOMERBY LAKE NONA		154	7	4%	161
KEYSTONE REHAB		160			160
ARCADIA HEALTH AND REHABILITATION CENTER		100	60	38%	160
GREENBRIAR REHABILITATION AND NURSING CENTER	1	159			160
CHARTER SENIOR LIVING OF PANAMA CITY BEACH		139	21	13%	160
LAKE REGIONAL URGENT CARE		11	149	93%	160
VIPEDIATRICS PLLC		144	15	9%	159
BROOKDALE PENSACOLA		158	1	1%	159
WEST COAST FAMILY MEDICAL CARE		125	34	21%	159
TERRACE AT HOBE SOUND, THE	1	153	4	3%	158
WUESTHOFF REF LABORATORY			158	100%	158

COVID-19: testing by laboratory

Data through Mar 20, 2021 verified as of Mar 21, 2021 at 09:25 AM

Data in this report are provisional and subject to change.

The numbers in the table below represent the number of Florida and non-Florida residents for whom test results were received by the Department of Health. A person can be tested by more than one laboratory and can have both positive and negative results. **Therefore, the sum of the numbers in each column will be larger than the total number of people tested.**

Reporting lab	Inconclusive	Negative	Positive	Percent positive	Total
RIVERSIDE RECOVERY OF TAMPA		156	1	1%	157
DOCTORS MEMORIAL FAMILY PRACTICE	2	119	36	23%	157
KRYSTAL BAY NURSING AND REHABILITATION		151	5	3%	156
TIMBERRIDGE NURSING HOME & REHAB		123	33	21%	156
FINNISH AMERICAN REST HOME-ALF		154	2	1%	156
REGENCY PARK		138	18	12%	156
NORTH PORT REHABILITATION AND NURSING CENTER□		155	1	1%	156
BONITA PHARMACY		143	13	8%	156
Englewood Healthcare and Rehab		141	15	10%	156
SIGNATURE HEALTHCARE OF ORANGE PARK		153	3	2%	156
ADVENT HEALTH - PALM HARBOR ER		122	34	22%	156
EAST NEW YORK DIAGNOSTIC AND TREATMENT		147	8	5%	155
COCOA BEACH/ADVENT CENTRA		41	114	74%	155
SENIOR LIVING VII TAMPA LLC□	1	145	9	6%	155
SACRED HEART HEALTH SYSTEM INC		124	31	20%	155
CAREATC CITY OF TAMPA		128	27	17%	155
MCW MENTAL HEALTH LLC		151	4	3%	155
VITAS HEALTHCARE CORPORATION OF FL		139	15	10%	154
VILLAGE PEDIATRICS LLC		126	28	18%	154
PROFESSIONAL URGENT CARE SERVICES		121	33	21%	154
DIAMOND RIDGE		147	7	5%	154
COLLIER PHARMACY		123	31	20%	154
PRUITT HEALTH		152	2	1%	154
Kindred Hospital South Florida Hollywood SNU		147	7	5%	154
AMERICAN FAMILY MEDICAL LLC		115	39	25%	154
ALL FLORIDA FAMILY AND SPORTS MEDICINE		134	20	13%	154
PALMETTTO FACILITY INC	1	153			154
BARTRAM CROSSING		154			154
HIALEAH SHORES NURSING AND REHAB CENTER		146	8	5%	154
FAWCETT MEMORIAL HOSPITAL-LAB		39	115	75%	154
POINTE, THE		126	28	18%	154
NORTH BEACH REHABILITATION CENTER		151	2	1%	153
VILLA MARIA WEST SKILLED NURSING FACILITY		146	7	5%	153
BENTON HOUSE AT OAKLEAF		122	30	20%	152
PROVIDENCE HOSPITAL LABORATORY		144	8	5%	152
PHYSICIAN PARTNERS PERRY		87	64	42%	151
QUEENS HOSPITAL CENTER	1	140	10	7%	151
SUNNY HILLS ALF OF SEBRING INC		140	11	7%	151
Madison Health and Rehabilitation Center		115	36	24%	151
FHMG-FLORIDA HOSPITAL MEDICAL GROUP		127	24	16%	151
The Crossroads		149	1	1%	150
VIERA DEL MAR HEALTH AND REHABILITATION CENTER		146	4	3%	150
DESOTO PALMS ALF		145	5	3%	150
CORE BIO LABS		76	74	49%	150
LABORATORY OF FLORIDA		97	53	35%	150
F&T MEDICAL RESEARCH, INC		149			149
GOLD CHOICE SENIOR COMMUNITIES		109	40	27%	149

COVID-19: testing by laboratory

Data through Mar 20, 2021 verified as of Mar 21, 2021 at 09:25 AM

Data in this report are provisional and subject to change.

The numbers in the table below represent the number of Florida and non-Florida residents for whom test results were received by the Department of Health. A person can be tested by more than one laboratory and can have both positive and negative results. **Therefore, the sum of the numbers in each column will be larger than the total number of people tested.**

Reporting lab	Inconclusive	Negative	Positive	Percent positive	Total
REFUAH HEALTH CENTER LABORATORY		142	7	5%	149
NO FLORIDA PEDIATRICS, PA - BRADFORD		121	28	19%	149
PRECISION HEALTH RESOURCES, LLC	1	133	15	10%	149
LIFE BRITE		133	16	11%	149
NAPHCARE, INC AT MANATEE COUNTY JAIL		124	25	17%	149
SUNLIFE PHARMACY		134	14	9%	148
WRIGHTS HEALTH CARE AND REHABILITATION CENTER		118	30	20%	148
QUALITY URGENT CARE AND WELLNESS PL	3	103	42	28%	148
GRAVITY DIAGNOSTICS		55	93	63%	148
MILLENNIUM LAB SERVICES			148	100%	148
ADVENTHEALTH HOSPICE CARE CENTRAL FLORIDA		143	4	3%	147
SONATA COCONUT CREEK	2	122	23	16%	147
SEAGRASS VILLAGE FLEMING ISLAND		110	37	25%	147
JACKSON COUNTY HEALTH DEPARTMENT		101	46	31%	147
CRANE CENTER		115	31	21%	146
Quail Run Health Care Center		146			146
CLEARWATER STATMED QUICK QUALITY CLINICS		42	104	71%	146
PALM BEACH COUNTY HEALTH DEPT LAB	4	136	6	4%	146
NAVARRE GARDENS LLC		121	25	17%	146
WALGREENS 6221		129	17	12%	146
REGENCY CARE OF BLOUNTSTOWN LLC		135	10	7%	145
FAMILY EXTENDED CARE OF CENTRAL TAMPA		127	18	12%	145
BROOKDALE CAPE CORAL		145			145
RDV SPORTSPLEX PEDIATRICS		117	27	19%	144
MACKOUL PEDIATRICS FORT MYERS		127	17	12%	144
ADVENTHEALTH CENTRA CARE PONCIANA	1	81	62	43%	144
NCRNC INC		140	4	3%	144
CROSSWINDS HEALTH AND REHABILITATION CENTER	1	141	2	1%	144
JEFFERY WEINZWEIG		2	141	99%	143
Nemours Children's Urgent Care		80	62	44%	142
TUSCAN ISLE CHAMPIONSGATE OP CO LLC		140	2	1%	142
OAKHURST CENTER		135	7	5%	142
ALLCARE MEDICAL CENTERS PC		118	24	17%	142
FLORIDA HEALTH CARE PLANS INC		2	139	99%	141
NOVARI CARE LLC		97	44	31%	141
UNITED CLINICAL LABORATORIES		132	9	6%	141
DAYSPRING VILLAGE		119	22	16%	141
PORT ST LUCIE REHABILITATION AND HEALTHCARE		98	43	30%	141
Hampton Court Nursing and Rehabilitation Center		139	2	1%	141
OAKS OF KISSIMMEE HEALTH AND REHABILITATION CENTER		138	3	2%	141
MAINSTREAM DIAGNOSTIC LABORATORY LLC		121	19	14%	140
WEDGEWOOD HEALTHCARE CENTER		92	48	34%	140
WILTON MANORS HEALTH & REHABILITATION CENTER		130	9	6%	139
Gulf Coast Healthcare (Longwood Health and Rehab		118	21	15%	139
GRAND OAKS HEALTH & REHABILITATION		138	1	1%	139
ADVENT HEALTH CENTRA CARE - DELAND		28	110	80%	138
CHERRY OAK PALM BEACH COUNTY		130	8	6%	138

COVID-19: testing by laboratory

Data through Mar 20, 2021 verified as of Mar 21, 2021 at 09:25 AM

Data in this report are provisional and subject to change.

The numbers in the table below represent the number of Florida and non-Florida residents for whom test results were received by the Department of Health. A person can be tested by more than one laboratory and can have both positive and negative results. **Therefore, the sum of the numbers in each column will be larger than the total number of people tested.**

Reporting lab	Inconclusive	Negative	Positive	Percent positive	Total
DB MD		123	15	11%	138
ADVENT HEALTH CENTRA CARE - CITRUS PARK		9	129	93%	138
AMERICAN PATHOLOGY PARTNERS		136	2	1%	138
LabCorp L#09258090 M#09258105		74	64	46%	138
RITE MEDICAL CARE PC		136	2	1%	138
MV MEDICAL PRACTICE DBA PRIMARY URGENT CARE		130	7	5%	137
MANOR AT BLUEWATER BAY		131	6	4%	137
PPC-LAB EDI ORCHARD BI		129	8	6%	137
SPRING HAVEN RETIREMENT	1	133	3	2%	137
CARENOW URGENT CARE - LAKE MARY			137	100%	137
SMILEY MEDICAL GROUP		108	29	21%	137
PROVISTA DIAGNOSTICS, INC		133	3	2%	136
CLARE BRIDGE OF CAPE CORAL	1	135			136
ADVENT HEALTH CENTRA CARE - ORANGE CITY	1	53	82	60%	136
LONGWOOD HEALTH AND REHABILITATION CENTER		124	12	9%	136
SONATA DELRAY BEACH		125	11	8%	136
ABSOLUTE HEALTH INTERNAL MEDICINE AND PEDIATRICS		120	16	12%	136
GULFCOAST PEDIATRICS		128	8	6%	136
WINDSOR OF LAKEWOOD RANCH,THE		133	2	1%	135
CITRUS MEMORIAL HOSPITAL			135	100%	135
MED COMP SCIENCES		1	134	99%	135
ESCAMBIA COUNTY JAIL DETENTION DIVISION		132	3	2%	135
IRL MARKET LAB ALACHUA		104	31	23%	135
PEDIATRIC CARE CENTER		135			135
TRADITION MEDICAL CENTER LABORATORY		51	83	62%	134
Peninsula Care and Rehab		122	12	9%	134
PEDIATRIC ASSOCIATES AT ARGYLE PA		128	6	4%	134
ADVANCED MEDICAL CENTER		86	48	36%	134
LIFE CARE CENTER OF JACKSONVILLE□		113	21	16%	134
DOCTOR'S IN HOUSE LABORATORY		18	116	87%	134
DAYSPRING SENIOR LIVING LLC		132	2	1%	134
STEWARD MEDICAL GROUP		34	100	75%	134
ISLAND HEALTH AND REHABILITATION CENTER		132	1	1%	133
SOUTH CAMPUS FACILITY INC		122	11	8%	133
ADVENTHEALTH MEDICAL GROUP FAMILY MEDICINE AT		103	30	23%	133
Centre Pointe Health and Rehabilitation Center		122	11	8%	133
EMBRY RIDDLE AERONAUTICAL UNIVERSITY HEALTH SERVICES		1	132	99%	133
JPR URGENT MEDICAL CARE		130	2	2%	132
Lakeside Nursing and Rehabilitation Center	1	106	25	19%	132
THE REHABILITATION CENTER OF LAKE CITY		127	5	4%	132
TGH URGENT CARE – SEMINOLE			132	100%	132
KINDRED HOSPITAL - SOUTH FLORIDA		129	3	2%	132
CLINICA HISPANA		1	131	99%	132
FOUNTAINS OF HOPE LLC, THE		130	1	1%	131
FAWCETT MEMORIAL HOSPITAL LABORATORY			131	100%	131
LAKELAND REGIONAL HEALTH LAKE MIRIAM	2	87	42	32%	131
HARBORCHASE OF VERO BEACH	1	115	15	11%	131

COVID-19: testing by laboratory

Data through Mar 20, 2021 verified as of Mar 21, 2021 at 09:25 AM

Data in this report are provisional and subject to change.

The numbers in the table below represent the number of Florida and non-Florida residents for whom test results were received by the Department of Health. A person can be tested by more than one laboratory and can have both positive and negative results. **Therefore, the sum of the numbers in each column will be larger than the total number of people tested.**

Reporting lab	Inconclusive	Negative	Positive	Percent positive	Total
PROMPT CARE OF CENTRAL FLORIDA			131	100%	131
INTEGRATED REGIONAL LABORATORIES		119	12	9%	131
CENTRACARE		17	114	87%	131
WILLOWBROOKE COURT AT ST ANDREWS ESTATES		126	5	4%	131
THE WELLNESS CENTER AT LAKEWOOD RANCH		43	88	67%	131
SONATA WEST		129	2	2%	131
Lehigh Acres Health and Rehabilitation		119	11	8%	130
MOOSEHAVEN LIFE CARE CENTER		130			130
KINDRED HOSPITAL MELBOURNE	1	125	4	3%	130
AMERICAN HOUSE-BONITA SPRINGS		129	1	1%	130
D PEDIATRICS		114	15	12%	129
BMHSI-AEL MICROBIOLOGY LABORATORY	2	102	25	19%	129
SONNIS PEDIATRICS PA		116	13	10%	129
The Crossings		127	2	2%	129
HEARTLAND HEALTHCARE AND REHAB CENTER		107	22	17%	129
STUART - FAIRGROUNDS		113	16	12%	129
TRI-COUNTY NURSING HOME		117	12	9%	129
WILLOW BROOKE COURT AT AZALEA TRACE		127	1	1%	128
MEASE COUNTRYSIDE HOSPITAL		1	127	99%	128
AHEC CLINIC		7	121	95%	128
ENCOMPASS HEALTH REHABILITATION OF SEA PINES		127	1	1%	128
QUICK CARE MED PL CR		80	48	38%	128
SHOAL CREEK REHABILITATION CENTER		85	42	33%	127
GESSLER CLINIC PA		98	29	23%	127
VITAS HEALTHCARE		117	10	8%	127
GARDENS HEALTH NH LLC		125	2	2%	127
HILLSBOROUGH COUNTY DEVELOPMENTAL CTR	1	117	9	7%	127
JEFFERSON COUNTY HEALTH DEPARTMENT-MONTICELLO		95	31	25%	126
CLERMONT URGENT CARE			126	100%	126
THE CLUB AND REHABILITATION CENTER		124	1	1%	125
FIRSTCARE CLINIC		67	58	46%	125
BAPTIST HEALTH SOUTH FLORIDA - WEST BOCA URGENT CARE		92	33	26%	125
IQBAL A FARUQUI MD		93	32	26%	125
MANOR CARE OF PALM HARBOR		123	1	1%	124
KINDRED HOSPITAL-BAY AREA-ST PETERSBURG LAB	1	117	6	5%	124
Mt Sinai Aventura			124	100%	124
ATMORE COMMUNITY HOSPITAL LABORATORY		97	27	22%	124
ARBOR GLEN AT ARBOR TRACE	2	113	9	7%	124
WALTON PLACE		124			124
NORTH FL SOUTH GA HCS-MALCOM RANDALL VAMC			124	100%	124
SEMINOLE TRIBE OF FLORIDA		101	23	19%	124
RESEARCH CENTERS OF AMERICA, LLC		101	23	19%	124
ADVENT HEALTH CENTRA CARE - BRANDON		31	92	75%	123
COQUINA CENTER		119	4	3%	123
ST PETERSBURG PEDIATRICS-MLK JUNIOR BLVD		114	9	7%	123
DIAGNOSTIC LABORATORY OF OKLAHOMA		99	24	20%	123
KINDRED HOSPITAL SOUTH FLORIDA		119	4	3%	123

COVID-19: testing by laboratory

Data through Mar 20, 2021 verified as of Mar 21, 2021 at 09:25 AM

Data in this report are provisional and subject to change.

The numbers in the table below represent the number of Florida and non-Florida residents for whom test results were received by the Department of Health. A person can be tested by more than one laboratory and can have both positive and negative results. **Therefore, the sum of the numbers in each column will be larger than the total number of people tested.**

Reporting lab	Inconclusive	Negative	Positive	Percent positive	Total
CITRUS MEMORIAL HEALTH SYSTEM LAB		2	121	98%	123
WINDERMERE MEDICAL CENTER		117	5	4%	122
PANAMA PHARMACY	3	101	18	15%	122
AMERICAN HOUSE COCONUT POINT		104	18	15%	122
THREE OAKS PHARMACY INC		109	13	11%	122
FLORIDA MEDICAL CLINIC LLC		67	54	45%	121
URGENT CARE TCMA			121	100%	121
GENEDX		46	75	62%	121
MINUTECLINIC DIAGNOSTIC OF RHODE ISLAND, LLC #729		117	4	3%	121
FIRST CHOICE PEDIATRICS INC		110	11	9%	121
Crystal Health & Rehab Center		115	6	5%	121
FLORIDA DEPARTMENT OF HEALTH IN LAKE COUNTY	1	78	42	35%	121
PSL NAPLES BH OPERATIONS, LLC		121			121
PARKVIEW HEALTH		121			121
ISLAND URGENT CARE PLLC DBA AFC URGENT CARE		120	1	1%	121
Sandy Ridge Center for Rehabilitation and Healing		100	21	17%	121
MEYER PEDIATRICS		107	14	12%	121
HOSPICE OF THE TREASURE COAST		116	4	3%	120
MINUTECLINIC DIAGNOSTIC OF TEXAS, LLC		108	12	10%	120
HAZELDEN FLORIDA	1	116	3	3%	120
Jacaranda Manor		119	1	1%	120
BROOKDALE JENSEN BEACH		117	3	3%	120
ARIZONA DEPARTMENT OF HEALTH SERVICES		5	115	96%	120
MEDLAB DIAGNOSTICS, LLC		111	9	8%	120
MINUTECLINIC DIAGNOSTIC		113	7	6%	120
NSPIRE HEALTHCARE TAMARAC		80	40	33%	120
CARE RESOURCE COMMUNITY HEALTH CENTERS INC		113	6	5%	119
RAPID RELIABLE TESTING NY LLC		110	9	8%	119
FLORIDA ATLANTIC UNIVERSITY		112	7	6%	119
PALMS FACILITY INC		104	15	13%	119
MATHISON RETIREMENT COMMUNITY		114	5	4%	119
SUMMIT MEDICAL GROUP		108	11	9%	119
BOSTON RED SOX CLUB LP		117	2	2%	119
COASTAL HEALTH AND REHAB		110	8	7%	118
RDX BIOSCIENCE		60	58	49%	118
HOBDAIRI FAMILY HEALTH LLC		82	36	31%	118
SH HERON EAST LLC		103	15	13%	118
THE COURTYARD ASSISTED LIVING		114	4	3%	118
MEMORY CARE OF NAPLES		118			118
NEIGHBORHOOD MEDICAL CENTER		112	5	4%	117
HIGHLANDS MEDICAL CENTER		114	3	3%	117
MAGNOLIA MEDICAL CLINIC		11	106	91%	117
APOLLO HEALTH & REHABILITATION		111	6	5%	117
NADAL PEDIATRICS		87	29	25%	116
BELVEDERE COMMONS OF FORT WALTON BEACH		106	10	9%	116
LEE COUNTY SCHOOL DISTRICT	1	108	7	6%	116
VITAS HEALTHCARE CORPORATION OF FLORIDA		113	3	3%	116

COVID-19: testing by laboratory

Data through Mar 20, 2021 verified as of Mar 21, 2021 at 09:25 AM

Data in this report are provisional and subject to change.

The numbers in the table below represent the number of Florida and non-Florida residents for whom test results were received by the Department of Health. A person can be tested by more than one laboratory and can have both positive and negative results. **Therefore, the sum of the numbers in each column will be larger than the total number of people tested.**

Reporting lab	Inconclusive	Negative	Positive	Percent positive	Total
PINELLAS COUNTY JAIL			116	100%	116
SOLARIS SENIOR LIVING OF MERRITT ISLAND		111	4	3%	115
SUNFLOWER SPRINGS ASSISTED LIVING		105	10	9%	115
TIFFANY HALL NURSING AND REHAB CENTER		106	9	8%	115
BROWARD HEALTH CORAL SPRINGS EPIDEMIOLOGY DEPT		1	114	99%	115
BROOKDALE COLONIAL PARK	2	112	1	1%	115
MONTEFIORE MEDICAL CENTER LABORATORIES - MOSES		105	10	9%	115
CABANA AT JENSEN DUNES, THE		110	4	4%	114
WESTWOOD NURSING & REHAB		80	34	30%	114
BAYCARE HEALTH SYSTEMS		2	112	98%	114
BVM THE BRIDGES LLC		114			114
ALTERNATIVE LIVING, INC DBA TWIN CITIES PAVILION		111	3	3%	114
MD 365 MEDICAL CARE		113	1	1%	114
ELAN BUENA VISTA		97	17	15%	114
BIODESIX, INC.		85	28	25%	113
ESCAMBIA COUNTY JAIL	1	86	26	23%	113
GATTOLINE ENTERPRISES, INC. DBA FAMILY CARE PHARMACY		95	18	16%	113
TREASURE COAST MEDICAL ASSOCIATES		4	109	96%	113
Courtyards of Orlando Care Center		101	12	11%	113
CVS		25	88	78%	113
WELLNOW URGENT CARE PC		113			113
UNIVERSITY MEDICAL CENTER SUITES		99	14	12%	113
HEARTLAND PHARMACY LAKE PLACID, INC		84	28	25%	112
CLEVELAND CLINIC FOUNDATION		12	100	89%	112
L&S SENIOR CARE DBA ARCADIA OAKS	4	107	1	1%	112
OPPENHEIMER PLASTIC SURGERY LLC		107	5	4%	112
UNIVERSITY HEALTH SYSTEM INC		102	10	9%	112
ARBOR TERRACE SAN JOSE LLC	3	107	2	2%	112
ALLIED HEALTH FORT PIERCE		112			112
ARDEN COURTS OF LELY PALMS		110	2	2%	112
SOUTH BALDWIN MEDICAL CENTER GULF SHORES		89	22	20%	111
ARBOR TERRACE ORTEGA LLC	2	107	2	2%	111
SEMINOLE SPORTS AND FAMILY MEDICINE		98	13	12%	111
SURFSIDE URGENT CARE		89	22	20%	111
TGH URGENT CARE - TYRONE		2	109	98%	111
HOSPICE OF THE EMERALD COAST INC - PANAMA CITY	2	102	7	6%	111
PHYSICIANS REGIONAL CLINIC		82	29	26%	111
A2Z DIAGNOSTICS		109	1	1%	110
MINUTECLINIC LLC #4987		96	14	13%	110
BARBARA O'REILLY MD PA		106	4	4%	110
MG PORT CHARLOTTE II SUBTENANT LLC		99	11	10%	110
WALGREENS #06012		95	15	14%	110
LAKE HOUSE ASSISTED LIVING		93	17	15%	110
FLAGLER COLLEGE HEALTH SERVICES		80	30	27%	110
PANCARE HEALTH GULF COUNTY		81	28	26%	109
LABCORP RTP		38	71	65%	109
SUMMIT MEDICAL GROUP PA		99	10	9%	109

COVID-19: testing by laboratory

Data through Mar 20, 2021 verified as of Mar 21, 2021 at 09:25 AM

Data in this report are provisional and subject to change.

The numbers in the table below represent the number of Florida and non-Florida residents for whom test results were received by the Department of Health. A person can be tested by more than one laboratory and can have both positive and negative results. **Therefore, the sum of the numbers in each column will be larger than the total number of people tested.**

Reporting lab	Inconclusive	Negative	Positive	Percent positive	Total
Hialeah Nursing And Rehabilitation Center		104	5	5%	109
North Lake Care Center		107	1	1%	108
SEVEN HILLS HEALTH AND REHABILITATION CENTER		92	16	15%	108
KINDRED HOSPITAL NORTH FLORIDA	3	99	6	6%	108
Riviera Health Resort		108			108
LATE HOURS URGENT CARE		59	49	45%	108
EVANS HEALTH CARE		106	2	2%	108
FHMG LAKE MARY PEDS		94	14	13%	108
PRIME HEALTH OF NORTH PORT LLC		93	15	14%	108
ROHR HOME		105	3	3%	108
SHC College Park		107	1	1%	108
MY CLINICAL LAB INC		17	91	84%	108
BAY VIEW HEALTHCARE		85	22	21%	107
ALL MY KIDS PEDIATRICS INC		75	32	30%	107
AEGIS MEDICAL GROUP		88	19	18%	107
LEE MEMORIAL HEALTH SYSTEM HEALTH FAIR		102	5	5%	107
NAVY HOSPITAL			107	100%	107
J FRANK AVEY MD		82	24	23%	106
HEART OF FLORIDA REGIONAL MED CTR		35	71	67%	106
ELMCROFT OF BELLA VITA		98	8	8%	106
MINUTECLINIC DIAGNOSTIC OF SOUTH CARO		85	21	20%	106
NORTH FLORIDA EVALUATION AND TREATMENT CENTER	2	99	5	5%	106
DIATHERIX LABORATORIES		61	44	42%	105
MEDICAL CONSULTANTS OF FLORIDA DBA	1	90	14	13%	105
REGENCY OAKS HEALTH CENTER		103	2	2%	105
PICH KTM CORP DBA MEDTOWN PHARMACY		89	16	15%	105
ST PETERSBURG PEDIATRICS-SEMINOLE		92	13	12%	105
ISLAND DOCTORS		16	89	85%	105
PREDICTIVE LABORATORIES, INC	1	90	13	13%	104
GRANDE, THE	2	98	4	4%	104
PEDIATRIC CARE CENTER- JACKSONVILLE BEACH		75	29	28%	104
VISTA MANOR		92	12	12%	104
EAST RIDGE RETIREMENT VILLAGE INC		104			104
WESTCHESTER MEDICAL CENTER		100	3	3%	103
MICRO PATH LABORATORIES INC		100	3	3%	103
VIERA HOSPITAL			103	100%	103
WEST		88	14	14%	102
CSL PLASMA INC		7	95	93%	102
ST MARK ASSISTED LIVING CENTER	1	89	12	12%	102
GRAND VILLA OF LAKELAND		96	6	6%	102
ARDEN COURTS OF PALM HARBOR		83	19	19%	102
WHITE PLAINS HOSPITAL CENTER LAB		98	4	4%	102
CAREMOUNT MEDICAL - PATHOLOGY		98	4	4%	102
AMERICAN ESOTERIC LAB-BIRMINGHAM		100	2	2%	102
EC OPCO CARROLLWOOD LLC		95	6	6%	101
TUSCAN ISLE OPERATING COMPANY LLC DBA		98	3	3%	101
BROOKDALE VERO BEACH SOUTH AL		101			101

COVID-19: testing by laboratory

Data through Mar 20, 2021 verified as of Mar 21, 2021 at 09:25 AM

Data in this report are provisional and subject to change.

The numbers in the table below represent the number of Florida and non-Florida residents for whom test results were received by the Department of Health. A person can be tested by more than one laboratory and can have both positive and negative results. **Therefore, the sum of the numbers in each column will be larger than the total number of people tested.**

Reporting lab	Inconclusive	Negative	Positive	Percent positive	Total
325TH MEDICAL GROUP		85	16	16%	101
SUNSHINE GARDENS		100	1	1%	101
DOUGLAS T JACOBSON STATE VETERANS HOME		100			100
VILLAS OF HOLLY BROOK - BRADENTON 14TH		100			100
CCS - BROWARD COUNTY JAIL		94	6	6%	100
Consulate Health Care of Port Charlotte		98	2	2%	100
EMERALD COAST CENTER		96	4	4%	100
DELAND WELLNESS CENTER			100	100%	100
GLOBAL CENTRAL LABS AT PPD	2	88	10	10%	100
Cross Landings Health and Rehabilitation		97	2	2%	99
ORLANDO LUTHERAN TOWERS ASSISTED LIVING		99			99
SANIBEL INTERNAL MEDICINE, LLC		96	3	3%	99
CENTRAL FLORIDA HEALTH CARE		47	52	53%	99
ADVANCED EMURGENT CARE		27	72	73%	99
PruittHealth Fleming Island		87	12	12%	99
ORANGE PARK PEDIATRICS		90	9	9%	99
HOSPICE OF MARTIN & ST LUCIE, INC		95	3	3%	98
INNOVATIVE GENOMICS, LLC		77	21	21%	98
SIGNATURE HEALTHCARE OF PORT CHARLOTTE		91	7	7%	98
FLORIDA COMMUNITY HEALTH CENTERS INC			98	100%	98
LECONTE MEDICAL CENTER LAB		79	19	19%	98
KORGENE LAB	1	28	69	70%	98
URINEGOODHANDS LLC		96	2	2%	98
CHARLES CROFT MD	1	96	1	1%	98
LANDMARK, THE		48	50	51%	98
MACADAMS HOME HEALTH AGENCY		97	1	1%	98
PLAZA OF HALLANDALE BEACH		98			98
TURNING POINT OF TAMPA		92	6	6%	98
SEMINOLE COUNTY HEALTH DEPARTMENT		79	19	19%	98
ARBOR TRAIL		77	20	21%	97
RIDGEWOOD DIAGNOSTIC LABORATORY		92	5	5%	97
BAY PINES MEDICAL ASSOCIATES		1	96	99%	97
MINNESOTA TWINS		92	5	5%	97
HURLBURT FIELD CLINIC		39	58	60%	97
GIBBENS FAMILY MEDICAL, LLC		78	19	20%	97
BAPTIST MEDICAL CENTER SOUTH		79	18	19%	97
PALMS EDGE	1	90	6	6%	97
HEALTH CENTERS AT BRENTWOOD		96	1	1%	97
MARKET STREET VIERA		95	1	1%	96
KALEIDA HEALTH CENTER FOR LABORATORY		90	6	6%	96
PEDIATRIC ASSOCIATES ORLANDO		82	14	15%	96
NORTH SHORE MEDICAL LABS	1	88	7	7%	96
BAYSHORE MEMORY CARE		96			96
LENOX HILL HOSPITAL		89	7	7%	96
MINUTECLINIC DIAGNOSTIC OF SOUTH CAROLINA, LLC		80	16	17%	96
Golfview Healthcare Center		90	5	5%	95
DEVANSH LAB WERKS INC		79	16	17%	95

COVID-19: testing by laboratory

Data through Mar 20, 2021 verified as of Mar 21, 2021 at 09:25 AM

Data in this report are provisional and subject to change.

The numbers in the table below represent the number of Florida and non-Florida residents for whom test results were received by the Department of Health. A person can be tested by more than one laboratory and can have both positive and negative results. **Therefore, the sum of the numbers in each column will be larger than the total number of people tested.**

Reporting lab	Inconclusive	Negative	Positive	Percent positive	Total
SUPERIOR RESIDENCES OF LECANTO		80	15	16%	95
LIFESTREAM BEHAVORIAL CENTER		74	21	22%	95
MIAMI BEACH COMMUNITY HEALTH CENTER		1	94	99%	95
BAY REGIONAL URGENT CARE	1	57	37	39%	95
CROSS CITY REHABILITATION AND HEALTH CARE CENTER		72	23	24%	95
THE TERRACE OF KISSIMMEE		80	15	16%	95
HARBORCHASE OF NAPLES		81	13	14%	94
ARDEN COURTS OF WEST PALM BEACH		94			94
CAN COMMUNITY HEALTH		93	1	1%	94
HENNEPIN HEALTHCARE LABORATORY		94			94
KEYSTYLE LIVING LLC	1	92	1	1%	94
CONSULATE HEALTH CARE OF SARASOTA	1	93			94
ADVENT HEALTH CENTRA CARE - EAST ORLANDO		65	29	31%	94
QPS, LLC		91	3	3%	94
MINUTECLINIC DIAGNOSTIC OF NORTH CAROL		78	16	17%	94
MERCY MEDICAL URGENT CARE CENTER INC		47	47	50%	94
DIAGNOSTIC SOLUTIONS		3	91	97%	94
PRESERVE AT PALM AIRE	3	90			93
MINUTECLINIC DIAGNOSTIC OF NORTH CARO		81	12	13%	93
PENNSYLVANIA DEPT OF HEALTH		21	72	77%	93
ADVENTHEALTH MEDICAL GROUP PRIMARY CARE		89	4	4%	93
ADVENT HEALTH CENTRA CARE - WATERMAN		79	14	15%	93
East Bay Rehabilitation Center		59	34	37%	93
PORT CHARLOTTE REHABILITATION CENTER		79	13	14%	92
PATRICK AIR FORCE BASE		3	89	97%	92
HERON CLUB AT PRESTANCIA		89	2	2%	91
FHMG- FLORIDA HOSPITAL MEDICAL GROUP		80	11	12%	91
MAGNOLIA DIAGNOSTIC		2	89	98%	91
EXPERTUS LABORATORIES INC		28	63	69%	91
BAHIA OAKS LODGE		85	6	7%	91
DEBARY HEALTH AND REHABILITATION CENTER		88	3	3%	91
ASHRAF MEDICAL GROUP PLLC DBA PULSE MD		88	3	3%	91
JOHN KNOX VILLAGE OF FLORIDA ALF	1	86	4	4%	91
MINUTECLINIC DIAGNOSTIC OF OHIO LLC		73	18	20%	91
HAWTHORN HOUSE		76	14	16%	90
CENTURY CENTER FOR REHABILITATION & HEALING		72	18	20%	90
PEDIATRICS IN BREVARD PA- ROCKLEDGE		54	36	40%	90
KEYS MEDICAL GROUP			90	100%	90
G & R HEALTH MART PHARMACY		71	19	21%	90
UNIVERSTIY CENTER MEDICAL LLC DBA	1	85	4	4%	90
HARBOR BEACH NURSING AND REHABILITATION CENTER		87	3	3%	90
STUART LODGE LIVING LLC		66	23	26%	89
AVERO DIAGNOSTICS		65	24	27%	89
NORTH FLORIDA SPINE AND WELLNESS		69	20	22%	89
Belleair Healthcare Center		83	6	7%	89
FREEDOM INN AT TARPON SPRINGS		82	7	8%	89
Winter Garden Rehab and Nursing Facility		78	11	12%	89

COVID-19: testing by laboratory

Data through Mar 20, 2021 verified as of Mar 21, 2021 at 09:25 AM

Data in this report are provisional and subject to change.

The numbers in the table below represent the number of Florida and non-Florida residents for whom test results were received by the Department of Health. A person can be tested by more than one laboratory and can have both positive and negative results. **Therefore, the sum of the numbers in each column will be larger than the total number of people tested.**

Reporting lab	Inconclusive	Negative	Positive	Percent positive	Total
BIGGERS FAMILY MEDICINE PA	1	80	8	9%	89
MENORAH HOUSE		88	1	1%	89
LABFIRST - DEPARTMENT OF PATHOLOGY		85	4	4%	89
ATRIUM AT LIBERTY PARK□		85	4	4%	89
CARE CENTERS OF NASSAU, LLC - HENDRICKS RD		89			89
Gabisa Medical LLC		89			89
NEW SMYRNA BEACH URGENT CARE			89	100%	89
STONY BROOK UNIVERSITY MEDICAL CENTER		75	14	16%	89
CALADIUM PEDIATRICS		79	9	10%	88
LAKE GIBSON VILLAGE, LLC		85	3	3%	88
ARDEN COURTS OF SARASOTA		72	16	18%	88
Lanier Rehab		63	25	28%	88
GOVERNOR'S CREEK HEALTH & REHABILITATION		87	1	1%	88
A COUNTRY PLACE ASSISTED LIVING FACILITY		86	2	2%	88
BRANDON HEALTH AND REHABILITATION CENTER	1	85	1	1%	87
ERIE COUNTY MEDICAL CTR CLINICAL LABS		83	4	5%	87
QUALITY URGENT CARE AND WELLNESS		49	38	44%	87
PACIFIC ANALYTICS			87	100%	87
CLYDE E LASSEN STATE VETERANS NURSING HOME		62	25	29%	87
BLISS HEALTHCARE SERVICES	1	64	22	25%	87
TOTAL CARE PLUS LLC			87	100%	87
Consulate Health Care of Jacksonville		72	14	16%	86
SOUTH GEORGIA MEDICAL CENTER		48	38	44%	86
CRESTVIEW URGENT CARE		15	71	83%	86
BARRY UNIVERSITY STUDENT HEALTH SERVICES		52	34	40%	86
EAST ALABAMA MEDICAL CENTER LABORATORY		74	12	14%	86
DISCOVERY VILLAGE AT THE FORUM		86			86
GRAND OAKS OF JENSEN BEACH LLC□		85	1	1%	86
PENSACOLA DEVELOPMENTAL CENTER		67	19	22%	86
WALGREENS #12673		82	3	4%	85
PRMG - EAST NAPLES	1	73	11	13%	85
MIAMI SHORES NURSING & REHAB		85			85
W. FRANK WELLS NURSING HOME		84	1	1%	85
LAKE WALES OPERATING GROUP LLC		80	5	6%	85
WINDSOR OAKS		84	1	1%	85
MEDEXPRESS - BLOOMIN BRANDS		65	19	23%	84
ARBOR OAKS AT TYRONE	9	73	2	2%	84
PINES OF SARASOTA GARDEN		84			84
FLORIDA DEPARTMENT OF HEALTH IN WALTON COUNTY		71	13	15%	84
PUTNAM COUNTY SHERIFFS OFFICE		78	6	7%	84
NITE LITE PEDIATRICS - JACKSONVILLE		76	8	10%	84
Baldwin Pediatrix		73	11	13%	84
LONG TERM CARE OF JAY, LLC		63	21	25%	84
LABCORP EMPLOYER SERVICES		82	1	1%	83
HUNTINGTON HOSPITAL LABORATORY		80	3	4%	83
LAFAYETTE NURSING AND REHABILITATION CENTER		81	2	2%	83
MD 365 MEDICAL CARE PLLC		83			83

COVID-19: testing by laboratory

Data through Mar 20, 2021 verified as of Mar 21, 2021 at 09:25 AM

Data in this report are provisional and subject to change.

The numbers in the table below represent the number of Florida and non-Florida residents for whom test results were received by the Department of Health. A person can be tested by more than one laboratory and can have both positive and negative results. **Therefore, the sum of the numbers in each column will be larger than the total number of people tested.**

Reporting lab	Inconclusive	Negative	Positive	Percent positive	Total
COOPER FAMILY MEDICAL PLLC		63	20	24%	83
PEDIATRIC SERVICES AND BREATHING CENTER PA		60	23	28%	83
CANOPY ON BERRYHILL, THE		51	32	39%	83
CATHOLIC HEALTH SYSTEM DEPT LABORATORY		81	2	2%	83
EISENHOWER ARMY MEDICAL CENTER		76	7	8%	83
LAKE HOWELL FAMILY MEDICINE ASSOCIATES		69	13	16%	82
THE PAVILION FOR HEALTH CARE		72	10	12%	82
Lexington Health and Rehabilitation Center		82			82
LANDMARK HOSPITAL SOUTHWEST FLORIDA LLC		79	3	4%	82
LAB		29	53	65%	82
FLORIDA PEDIATRIC GROUP		31	51	62%	82
ORLANDO ORTHOPAEDIC OUTPATIENT SURGERY CENTER LLC		79	3	4%	82
HUNTSVILLE HOSPITAL LABORATORY		57	25	30%	82
BRILLIANCE ASSISTED LIVING		65	17	21%	82
BIO-TECH CLINICAL LABORATORIES		41	40	49%	81
COASTAL DETOX		80	1	1%	81
ACE BIOMEDICAL LABS LLC		68	13	16%	81
JERICOHO URGENT CARE		77	3	4%	80
BEACHES PEDIATRICS PA		75	5	6%	80
NORTH CENTRAL BRONX HOSPITAL		78	2	3%	80
CHAMBREL AT ISLAND LAKE		77	3	4%	80
NORTHEAST FLORIDA STATE HOSP-NURSING		79	1	1%	80
ROSECASTLE AT DELANEY CREEK		79	1	1%	80
MED ONE AT SAINT AUGUSTINE		49	31	39%	80
ECOLAB GROUP		45	35	44%	80
PLYMOUTH HOME FOR ADULTS, INC.	8	71	1	1%	80
ST VINCENT'S BIRMINGHAM		74	6	8%	80
BALMORAL TENANT SERVICES INC	1	43	35	44%	79
CBS LABS OF TAMPA LLC		3	76	96%	79
MORTON PLANT HOSPITAL NURSING			79	100%	79
EMERALD COAST BEHAVIORAL HOSPITAL		73	6	8%	79
PENSACOLA PEDIATRICS MILTON		68	11	14%	79
EDGEWATER AT WATERMAN VILLAGE		78	1	1%	79
VETERANS AFFAIRS MEDICAL CENTER - PALO ALTO		28	51	65%	79
PANIRA HEALTHCARE CLINIC		2	76	97%	78
LAKE MORTON PLAZA□		75	3	4%	78
PRIMECARE AT TWIN LAKES		1	77	99%	78
AU HEALTH		64	14	18%	78
KINDRED AT HOME		69	9	12%	78
BOND CLINIC PA		45	32	42%	77
WEST VOLUSIA FAMILY AND SPORTS MEDICINE		75	2	3%	77
TRUE NORTH HEALTH NAVIGATION LLC DBA DISPATCHHEALTH	1	60	16	21%	77
HEALTH FIRST - PALM BAY HOSPITAL		2	75	97%	77
PARK OF THE PALMS INC		77			77
LAB PLUS, LLC AT SAINT THOMAS WEST HOSPITAL		63	14	18%	77
CENTRAL BALDWIN IMMEDIATE CARE & FAMILY PRACTICE		59	18	23%	77
PALM BAY HOSPITAL			77	100%	77

COVID-19: testing by laboratory

Data through Mar 20, 2021 verified as of Mar 21, 2021 at 09:25 AM

Data in this report are provisional and subject to change.

The numbers in the table below represent the number of Florida and non-Florida residents for whom test results were received by the Department of Health. A person can be tested by more than one laboratory and can have both positive and negative results. **Therefore, the sum of the numbers in each column will be larger than the total number of people tested.**

Reporting lab	Inconclusive	Negative	Positive	Percent positive	Total
RARITAN BAY PERTH AMBOY		68	9	12%	77
ORANGE CITY NURSING AND REHAB		75	2	3%	77
S-H THIRTY-FIVE OPCO- PORT ST LUCIE, LLC	1	75			76
EXPRESS DOCS LLC			76	100%	76
WINDSOR REFLECTIONS		75	1	1%	76
CLINICAL PATHOLOGY ASSOCIATES-SONIC REFERENCE LAB		76			76
MOBILE PHYSICIAN SERVICES INC		68	8	11%	76
WALGREENS 9627		70	6	8%	76
DYNAMIC MEDICAL USA			76	100%	76
PUBLIC SQUARE PHARMACY LLC		57	18	24%	75
PROMEDICA LABORATORIES		21	54	72%	75
SOUTH LAKE PEDIATRICS		68	7	9%	75
HOLMES COUNTY HEALTH DEPARTMENT	1	61	13	17%	75
VITAS HEALTHCARE CORP OF FLORIDA		74	1	1%	75
ADVENTHEALTH EXPRESSCARE		45	30	40%	75
CATHOLIC HEALTH SERVICES REGIONAL LAB		67	7	9%	74
OCALA CBOC		69	5	7%	74
BROOKDALE PALM COAST		74			74
SCOTT LAKE HEALTH AND REHABILITATION CENTER		71	3	4%	74
BROOKDALE OVIEDO		72	2	3%	74
MEDRITE URGENT CARE		61	13	18%	74
PEDIATRIC SERVICES OF AMERICA INC		69	5	7%	74
NOAH CLINICAL LABORATORY		63	11	15%	74
ALLIANCE PEDIATRICS		43	31	42%	74
ROYAL CARE OF AVON PARK		71	3	4%	74
BROWARD HEALTH MEDICAL CENTER		3	71	96%	74
BROWARD HEALTH MEDICAL CENTER CLINICAL LAB			74	100%	74
SIMED LABORATORY		57	16	22%	73
OAK MANOR NURSING HOME		69	4	5%	73
CONSULATE HEALTH CARE - LAKE MARY		72	1	1%	73
WATERCREST ST LUCIE WEST	1	69	3	4%	73
MID FLORIDA PRIMARY CARE PA		59	14	19%	73
ST JOHNS COUNTY DETENTION CENTER		73			73
HAVEN OF OUR LADY OF PEACE		72			72
ALTAMONTE PEDIATRIC ASSOCIATES		31	41	57%	72
Conway Lakes Health and Rehabilitation Center		72			72
ORANGE COUNTY CORRECTIONS HEALTH SERVICES		63	9	13%	72
WE SCREEN LLC		70	2	3%	72
CRAIG BERGER MD PL D/B/A BAY AREA EYE INSTITUTE		72			72
DISCOVERY VILLAGE AT PALM BEACH GARDENS		71	1	1%	72
ASSOCIATED CLINICAL LABORATORIES		64	8	11%	72
STERLING HOUSE OF TALLAHASSEE	3	62	6	8%	71
WALGREENS 2941		68	3	4%	71
ADVANCED LAB		67	4	6%	71
DOH-WEST PALM BEACH BRANCH LABORATORY		3	68	96%	71
AMMON LABS		61	10	14%	71
NORTH FLORIDA PEDIATRICS		57	14	20%	71

COVID-19: testing by laboratory

Data through Mar 20, 2021 verified as of Mar 21, 2021 at 09:25 AM

Data in this report are provisional and subject to change.

The numbers in the table below represent the number of Florida and non-Florida residents for whom test results were received by the Department of Health. A person can be tested by more than one laboratory and can have both positive and negative results. **Therefore, the sum of the numbers in each column will be larger than the total number of people tested.**

Reporting lab	Inconclusive	Negative	Positive	Percent positive	Total
LAKE CITY VA MEDICAL CENTER			71	100%	71
INN AT ASTON GARDENS AT PELICAN POINTE,THE		67	4	6%	71
JACOBI MEDICAL CENTER		66	5	7%	71
JENNIFER J CHIAVETTA-GRLSANTI DC		58	13	18%	71
ADVENT HEALTH - LAKE MARY		60	10	14%	70
PANCARE HEALTH - MALONE CLINIC		63	7	10%	70
GRAND VILLA OF DELAND		64	6	9%	70
GV NAPLES OPCO, LLC		69	1	1%	70
MISIR DRUGS LLC		58	12	17%	70
SUMMIT AT VENICE	2	63	5	7%	70
SUNCOAST COMMUNITY HEALTH CENTERS PEDIATRICS		21	49	70%	70
Highlands Regional Hospital		63	7	10%	70
USF HEALTH MORSANI CENTER		5	65	93%	70
SUWANNEE COUNTY SHERIFF OFFICE		67	3	4%	70
Ocala Oaks Rehabilitation Center		64	6	9%	70
SAN JOSE SENIOR CARE LLC	1	43	25	36%	69
STONY BROOK SOUTHAMPTON		68	1	1%	69
MEMORIAL MANOR		69			69
BOND CLINIC DR ELDEEB		35	34	49%	69
LUTHERAN HAVEN ASSISTED LIVING		69			69
TROPICANA MANUFACTURING COMPANY INC		63	6	9%	69
PARKSIDE INN	3	64	2	3%	69
HERITAGE HEALTHCARE AND REHABILITATION CENTER		69			69
AFTER HOURS PEDIATRICS			69	100%	69
CP/AIG PENSACOLA DEVELOPMENT LLC		66	3	4%	69
SOS MOBILE MEDICAL CARE LLC		58	11	16%	69
MD NOW MEDICAL CENTERS INC		42	27	39%	69
PLANTATION GENERAL HOSPITAL CLINICAL LAB		26	43	62%	69
AEL- MEMPHIS		17	51	75%	68
SUNCOAST OPTIMAL WELLNESS		23	45	66%	68
XPRESS URGENT CARE- PORT ST. LUCIE		19	49	72%	68
Summit Medical Group, Pa DbA Citymd		61	7	10%	68
LEVY COUNTY DEPARTMENT OF HEALTH		49	19	28%	68
HARMONY CLINIC		1	67	99%	68
BIG BOCA SMILES LLC		66	2	3%	68
BROOKDALE BONITA SPRINGS		67	1	1%	68
BISHOP GRADY VILLAS		66	2	3%	68
CL BRUMBACK PRIMARY CARE CLINICS		17	51	75%	68
MD LABS		41	27	40%	68
MEASE MANOR INC		63	4	6%	67
GENPATH			67	100%	67
THOMAS INTERNAL MEDICINE		56	11	16%	67
PANCARE HEALTH - FREEPORT CLINIC SUITE B		58	9	13%	67
DELCARE PA		52	15	22%	67
CENTRAL FLORIDA PEDIATRICS		38	29	43%	67
INDIGO MANOR		22	45	67%	67
EC OPCO PENSACOLA, LLC		66	1	1%	67

COVID-19: testing by laboratory

Data through Mar 20, 2021 verified as of Mar 21, 2021 at 09:25 AM

Data in this report are provisional and subject to change.

The numbers in the table below represent the number of Florida and non-Florida residents for whom test results were received by the Department of Health. A person can be tested by more than one laboratory and can have both positive and negative results. **Therefore, the sum of the numbers in each column will be larger than the total number of people tested.**

Reporting lab	Inconclusive	Negative	Positive	Percent positive	Total
GRAND ST PAUL CVS		67			67
TITUSVILLE FAMILY PRACTICE		16	51	76%	67
SOMERBY OF SANTA ROSA BEACH		57	9	14%	66
Stratford Court of Palm Harbor		56	10	15%	66
MED EXPRESS		6	60	91%	66
TREASURE COAST PEDIATRICS PA		61	5	8%	66
MEDEX MEDICAL EXPRESS OF PALATKA			66	100%	66
AMERICAN FAMILY MEDICAL		53	13	20%	66
INSTITUTE OF PATHOLOGY KINGS COUNTY		64	2	3%	66
BENTLEY CARE CENTER		65			65
NORTH SHORE UNIVERSITY HOSPITAL LABORATORY		59	6	9%	65
OKEECHOBEE URGENT CARE		17	48	74%	65
ISLAND COAST PEDIATRICS		58	7	11%	65
WADSWORTH HEALTH CENTER		62	3	5%	65
TREASURE COAST FORENSIC TREATMENT CTR		44	21	32%	65
NOMI HEALTH LAB SERVICES LLC		5	60	92%	65
BOND AND STEELE CLINIC, PA		51	14	22%	65
CORAL GABLES HOSPITAL			65	100%	65
VETERANS AFFAIRS MEDICAL CENTER - GULF COAST		27	38	58%	65
SUMMER VISTA ASSISTED LIVING		38	27	42%	65
BROOKDALE CENTRE POINTE	1	64			65
AR ANESTHESIA LLC		64	1	2%	65
ADVENT HEALTH CENTRA CARE - WINTER GARDEN		19	46	71%	65
OUT OF STATE		40	24	38%	64
FLORIDA MEDICAL CLINIC PA		46	18	28%	64
GREENLEAF ALF		63	1	2%	64
NXGEN MDX		20	44	69%	64
TRINITY AL SENIOR HOUSING LLC		45	19	30%	64
JOSEPH L MORSE GERIATRIC CENTER	2	59	3	5%	64
NEMOURS CHILDRENS PRIMARY CARE OVIEDO		51	13	20%	64
HERNANDO COUNTY FIRE RESCUE DISTRICT		29	34	54%	63
MEDI CLINIC SARASOTA INC		62	1	2%	63
APC PEDIATRICS AT RYE ROAD MEDICAL PARK		63			63
VIERA HEALTH AND REHABILITATION CENTER		62	1	2%	63
BEEHIVE HOMES OF GULF BREEZE		47	16	25%	63
DAVID POSNACK JEWISH DAY SCHOOL		63			63
NORTH FLORIDA MEDICAL CENTER		58	4	6%	62
ADVENT HEALTH - PALM COAST		1	61	98%	62
SAMFORD UNIVERSITY HEALTH SERVICES		61	1	2%	62
TOWERS HOME CARE		58	4	6%	62
EMERALD COAST HOSPICE		61	1	2%	62
OVERLOOK HOSPITAL LABORATORY		57	5	8%	62
INTERNAL MEDICINE ASSOCIATES PA		58	4	6%	62
BURRY'S PHARMACY INC		37	25	40%	62
MENTAL HEALTH CARE INC		53	9	15%	62
LAKELAND REGIONAL HEALTH		38	24	39%	62
FLORIDA HEALTH CARE		8	53	87%	61

COVID-19: testing by laboratory

Data through Mar 20, 2021 verified as of Mar 21, 2021 at 09:25 AM

Data in this report are provisional and subject to change.

The numbers in the table below represent the number of Florida and non-Florida residents for whom test results were received by the Department of Health. A person can be tested by more than one laboratory and can have both positive and negative results. **Therefore, the sum of the numbers in each column will be larger than the total number of people tested.**

Reporting lab	Inconclusive	Negative	Positive	Percent positive	Total
PALM BAY URGENT CARE		28	33	54%	61
Winter Park Care and Rehab		60	1	2%	61
TROY REGIONAL MEDICAL CENTER		50	11	18%	61
WILSON MEMORIAL REGIONAL MEDICAL CENTER		57	4	7%	61
MICHAEL AKPEKE MD		52	9	15%	61
WASHINGTON REHABILITATION AND NURSING CENTER		51	10	16%	61
RITECARE MED CTR H			61	100%	61
BRADFORD COUNTY HEALTH DEPARTMENT		60	1	2%	61
DASCENA, INC		52	9	15%	61
SILVER LAKE PEDIATRICS PA		55	5	8%	60
CINNAMON COVE ALF		59	1	2%	60
FREEDOM SQUARE NURSING CENTER		52	8	13%	60
81ST MEDICAL GROUP		28	32	53%	60
THE GOOD SHEPARDS OF DELAND-WEST		59	1	2%	60
THE PRESERVE AT CLEARWATER		58	2	3%	60
AVOW HOSPICE INC		60			60
TWIN CREEKS ASSISTED LIVING & MEMORY CARE		57	3	5%	60
EAST HILL PHARMACY		42	18	30%	60
SONORAN DESERT PATHOLOGY ASSOCIATES		3	57	95%	60
BIOTECH		52	7	12%	59
BIG BEND CARES, INC		51	8	14%	59
UHEALTH AT FISHER ISLAND			59	100%	59
LPG CONVENIENT CARE AT PINE ISLAND ROAD		53	6	10%	59
DEVELOPMENTAL DISABILITIES DEFENDANT PROGRAM		57	2	3%	59
FERN PARK DEVELOPMENTAL CENTER		5	54	92%	59
MILLENIUM PHYSICIANS GROUP		1	58	98%	59
INTERNAL LAB		50	9	15%	59
ARTHREX MEDICAL CENTER		35	24	41%	59
WAVE CREST HEALTH AND REHABILITATION CENTER		57	2	3%	59
CARDIOLOGY AND MEDICINE ASSOCIATES		43	16	27%	59
GRACE MEDICAL HOME		48	11	19%	59
TBI RESIDENTIAL SERVICES, INC.		48	11	19%	59
MICHIGAN DEPARTMENT OF HEALTH AND HUMAN SERVICES	1		57	98%	58
MEDLOGIC LABORATORIES		3	55	95%	58
KINDRED HOSPITAL CENTRAL TAMPA BLOOD GAS	1	52	5	9%	58
STEINHATCHEE FAMILY MEDICAL CENTER	1	49	8	14%	58
HORIZON ALF		57	1	2%	58
ST FRANCIS HOSPITAL		50	8	14%	58
MINUTECLINIC DIAGNOSTIC OF NEW JERSEY		51	7	12%	58
Margate Health and Rehabilitation Center		56	2	3%	58
SONATA BOCA RATON		54	4	7%	58
LINCOLN MEDICAL AND MENTAL HEALTH CENTER		55	3	5%	58
THE CANOPY AT BERRYHILL		57			57
KEY WEST MEDICAL CENTER	1	50	6	11%	57
BUECHELE DENTAL PA DBA CLERMONT FAMILY DENTISTRY		47	10	18%	57
ALZHEIMERS CARE CENTER OF VIERA LTD		37	20	35%	57
Palms at Ponte Vedra Assisted Livning and Memory Care		54	3	5%	57

COVID-19: testing by laboratory

Data through Mar 20, 2021 verified as of Mar 21, 2021 at 09:25 AM

Data in this report are provisional and subject to change.

The numbers in the table below represent the number of Florida and non-Florida residents for whom test results were received by the Department of Health. A person can be tested by more than one laboratory and can have both positive and negative results. **Therefore, the sum of the numbers in each column will be larger than the total number of people tested.**

Reporting lab	Inconclusive	Negative	Positive	Percent positive	Total
MALCOM RANDALL DEPT OF VAMC			57	100%	57
GENESIS DERMATOLOGY		53	4	7%	57
PANCARE HEALTH - JACKSON COUNTY		46	11	19%	57
ASCENSION SACRED HEART BAY LABORATORY		54	3	5%	57
KAPG FLEMING ISLAND SENIOR HOUSING OPCO LLC	1	56			57
MICHAEL A VENAZIO MD		54	3	5%	57
BioReference Laboratories, Inc		7	50	88%	57
ST CLOUD PHYSICIAN MANAGEMENT LLC DBA ST CLOUD		28	29	51%	57
MEADOWCREST FAMILY PHYSICIANS PA	1	33	22	39%	56
HIALEAH HOSPITAL RESPIRATORY DEPT			56	100%	56
GOOD HEARTS COVID TESTING		13	43	77%	56
TUKA PEDIATRICS		7	49	88%	56
CDR MAGUIRE INC	1	7	48	86%	56
MINUTECLINIC DIAGNOSTIC OF KANSAS, PA		47	9	16%	56
ALEXANDER NININGER STATE VETERANS		56			56
DEPT OF VA MED CENTE-WEST PALM BEACH			56	100%	56
EAGLES WATCH CLUSTER		47	9	16%	56
PHYSICIANS PRIMARY CARE OF SOUTHWEST FLORIDA		39	17	30%	56
TIFFANY HALL NURSING AND REHAB		44	12	21%	56
AESTHETIC SURGERY CENTER OF WINTER PARK, THE	3	48	5	9%	56
ATRIA PARK OF LAKE FOREST (WG HERITAGE LF LLC)		54	2	4%	56
ROCKLEDGE REGIONAL MEDICAL CENTER		30	26	46%	56
MARQUIS LABS, LLC		55	1	2%	56
MAUREEN OROURKE-FUTEY			56	100%	56
COOPER FAMILY MEDICAL, PLLC		45	10	18%	55
CHILDREN'S HOSPITAL OF ALABAMA		54	1	2%	55
AESTHETIC ENHANCEMENTS		55			55
SONATA HUNTERS CREEK		47	8	15%	55
SARATOGA HOSPITAL LABORATORY		50	5	9%	55
life Care Center of Melbourne		38	17	31%	55
NITE LITE PEDIATRICS - PORT ST. LUCIE		46	9	16%	55
CARE CENTERS OF NASSAU LLC MINER ROAD SOUTH		55			55
KENDALL REGIONAL MEDICAL CENTER LAB	3		52	95%	55
PERSONAL PEDIATRICS		48	7	13%	55
SIGNATURE HEALTHCARE OF MIDDLEBURG		54	1	2%	55
PREMIER MEDICAL ASSOCIATES ALL FLORIDA LLC		54	1	2%	55
CVS MINUTE CLINIC		1	54	98%	55
CLERMONT HEALTH AND REHAB		40	14	26%	54
SARASOTA CO. HEALTH DEPT # 58		40	14	26%	54
ADVENT HEALTH - MOUNT DORA		10	44	81%	54
CAMBRIDGE SECURITY SERVICES		51	3	6%	54
FAST PACE MEDICAL CLINIC, PLLC		47	7	13%	54
MINUTECLINIC DIAGNOSTIC OF HAWAII LLC		47	7	13%	54
SAFARI PEDIATRICS PA		53	1	2%	54
FINLAY CLINICAL LABORATORY		20	34	63%	54
FAMILY EXTENDED CARE OF PUNTA GORDA		54			54
PALM BAY PEDIATRICS		36	18	33%	54

COVID-19: testing by laboratory

Data through Mar 20, 2021 verified as of Mar 21, 2021 at 09:25 AM

Data in this report are provisional and subject to change.

The numbers in the table below represent the number of Florida and non-Florida residents for whom test results were received by the Department of Health. A person can be tested by more than one laboratory and can have both positive and negative results. **Therefore, the sum of the numbers in each column will be larger than the total number of people tested.**

Reporting lab	Inconclusive	Negative	Positive	Percent positive	Total
VILLAGES VA CBOC	2	48	4	7%	54
ST. CLOUD MEDICAL GROUP		54			54
UNITED LABORATORY SERVICES CORPORATION		38	16	30%	54
FLORIDA HEALTH CARE DELAND			54	100%	54
Salerno Bay Health & Rehabilitation Center		44	10	19%	54
CERTUS MTD OPCP LLC		52	2	4%	54
APOLLOMDX LABS		32	22	41%	54
JUNIPER VILLAGE AT NAPLES		53	1	2%	54
CAMPBELL URGENT CARE			54	100%	54
ROSECASTLE OF JACKSONVILLE LLC		52	1	2%	53
QUOTIENT SCIENCES LABS LLC			53	100%	53
GENTIVA HEALTH SERVICES CERTIFIED INC		50	3	6%	53
Osprey Point Nursing Center		51	2	4%	53
SUMTER PEDIATRICS		49	4	8%	53
UNIVERSITY OF WEST FLORIDA, THE		52	1	2%	53
VPA PC LAB		48	5	9%	53
PROMEDICA SENIOR LIVING		51	2	4%	53
FAMILY HEALTH CENTER		40	13	25%	53
NICEVILLE URGENT CARE		8	45	85%	53
SOMERSET			53	100%	53
WEST ISLIP URGENT CARE		48	5	9%	53
MISSION OAKS ASSISTED LIVING□		51	2	4%	53
BARNES HEALTHCARE OF FLORIDA LLC		49	4	8%	53
PALM RIVER COMMUNITY HEALTH CENTER		48	5	9%	53
ROCHESTER GENERAL HOSPITAL LABORATORY		48	4	8%	52
LITTLE NECK URGENT CARE		50	2	4%	52
VALENCIA HOUSE ALF		51	1	2%	52
BARNETT PARK□		2	50	96%	52
TALLAHASSEE VA OPC		50	2	4%	52
FUTURE PEDIATRICS		49	3	6%	52
ST VINCENTS PRIMARY CARE		47	5	10%	52
SNH BRFL TENANT LLC	2	50			52
INTERNAL MEDICINE SPECIALIST		46	6	12%	52
ERIC C MRSHAL, MD, PC #1842		49	3	6%	52
ADVENT HEALTH		49	3	6%	52
AVANTE ST CLOUD		48	3	6%	51
Jupiter Medical Center Pavilion		50	1	2%	51
LPG PEDIATRICS AT PAGE FIELD		50	1	2%	51
S-H THIRTY FIVE OPCO - ORANGE CITY, LLC		41	10	20%	51
LONGWOOD CARDIOLOGY			51	100%	51
CALHOUN COUNTY HEALTH DEPT		24	27	53%	51
GULFVIEW MEDICAL INSTITUTE		51			51
MINUTE CLINIC INCORPORATE		44	7	14%	51
PENNSYLVANIA DEPARTMENT OF HEALTH BUREAU OF LABORATORIES			51	100%	51
LAKELAND REGIONAL HEALTH GATEWAY CENTER		28	23	45%	51
INN AT THE FOUNTAINS, THE		34	17	33%	51
GOLDEN POND COMMUNITIES		51			51

COVID-19: testing by laboratory

Data through Mar 20, 2021 verified as of Mar 21, 2021 at 09:25 AM

Data in this report are provisional and subject to change.

The numbers in the table below represent the number of Florida and non-Florida residents for whom test results were received by the Department of Health. A person can be tested by more than one laboratory and can have both positive and negative results. **Therefore, the sum of the numbers in each column will be larger than the total number of people tested.**

Reporting lab	Inconclusive	Negative	Positive	Percent positive	Total
GATEWAY CARE CENTER		50	1	2%	51
BETHUNE-COOKMAN UNIVERSITY		32	18	36%	50
BENTON HOUSE OF PORT ORANGE		44	6	12%	50
ORCHID COVE AT DAYTONA		45	5	10%	50
WALGREENS #10373		48	2	4%	50
PORT ST. LUCIE - ZAXBY'S		50			50
SOUTHEAST ALABAMA MEDICAL CENTER			50	100%	50
SOUTH CAROLINA DEPT OF HEALTH AND ENVIRONMENT CONTROL		11	39	78%	50
PHILLIPPE RIDGE		38	12	24%	50
TRADITIONAL HOME HEALTH OF PALM BEACH INC		49	1	2%	50
HEALTH FIRST - CAPE CANAVERAL HOSPITAL		1	48	98%	49
SOFT CELL LABORATORIES		45	4	8%	49
ADVENT HEALTH EXPRESS CARE		4	45	92%	49
DOH		23	26	53%	49
ERDOX		47	2	4%	49
HCTB INC		47	2	4%	49
BRANDON COMMUNITY HEALTH CENTER		38	11	22%	49
MIRIMUS CLINICAL LABS	1	20	28	57%	49
NORTHBROOK CENTER FOR		47	2	4%	49
HILA BECKERMAN MD LLC	1	45	3	6%	49
SOUTHSIDE HOSPITAL NORTHWELL HEALTH LABORATORY		42	7	14%	49
RAINBOW PEDIATRICS PC LLC / BREAKFAST POINT		38	11	22%	49
PARK MEADOWS HEALTH AND REHABILITATION CENTER		49			49
USF		1	48	98%	49
SOLARIS SENIOR LIVING NORTH NAPLES		48	1	2%	49
PRACTICE MANAGEMENT OF AMERICA, INC.		7	42	86%	49
ALLEGRO		47	2	4%	49
CENTRA CARE - LAKE NONA		6	42	88%	48
THE TERRACE OF JACKSONVILLE		3	45	94%	48
PREMIER MEDICAL ASSOCIATES		46	2	4%	48
BAY CENTER HURRICANE SHELTER		48			48
CAREMED INTERNAL MEDICINE		30	18	38%	48
PREMIER COMMUNITY HEALTHCARE GROUP INC		46	2	4%	48
THE TRADITION OF THE PALM BEACHES		47	1	2%	48
INFINITY BIOLOGIX LLC OAKDALE		45	3	6%	48
DOT DOC SARASOTA		43	5	10%	48
GRAND OAKS OF PALM CITY LLC	1	41	6	13%	48
SEWANEE MOLECULAR DIAGNOSTICS LABORATO		48			48
BREVARD HEALTH ALLIANCE INC		47	1	2%	48
POPLAR HEALTHCARE PLLC	1	11	36	75%	48
SPRING MANOR ASSISTED LIVING		48			48
GRAND AVENUE RX			48	100%	48
QHC UPSTATE MEDICAL PC		40	8	17%	48
NAPLES PEDIATRICS INC		43	5	10%	48
KESHAV RX LLC		40	8	17%	48
BENTLEY VILLAGE II		39	9	19%	48
COURTYARD GARDENS OF JUPITER		48			48

COVID-19: testing by laboratory

Data through Mar 20, 2021 verified as of Mar 21, 2021 at 09:25 AM

Data in this report are provisional and subject to change.

The numbers in the table below represent the number of Florida and non-Florida residents for whom test results were received by the Department of Health. A person can be tested by more than one laboratory and can have both positive and negative results. **Therefore, the sum of the numbers in each column will be larger than the total number of people tested.**

Reporting lab	Inconclusive	Negative	Positive	Percent positive	Total
INTERLAB		1	46	98%	47
CAPE REGIONAL MEDICAL CENTER		45	2	4%	47
HERNANDO ENDOSCOPY AND SURGERY CENTER		36	11	23%	47
FELICIDAD MEDICAL CENTER		1	46	98%	47
ADVENT HEALTH - LAKE WALES		35	12	26%	47
LPG PRIMARY CARE AT SURFSIDE		42	5	11%	47
Citymd Of Toms River		41	6	13%	47
MADISON COUNTY MEMORIAL HOSPITAL LABORATORY		15	32	68%	47
COMPLETE HOME CARE OF THE PALM BEACHES LLC		43	4	9%	47
ALL AMERICAN URGENT CARE			47	100%	47
NAVARRE GARDENS		41	6	13%	47
EMERGENCY PHYSICIANS MEDICAL CENTER LLC		29	18	38%	47
BLOCK NATION CHASE		38	9	19%	47
NEW YORK PRESBYTERIAN - QUEENS DIAGNOSTIC		44	3	6%	47
FHMG_CTR FOR SENIOR HEALTH		42	5	11%	47
ST ANTHONYS PRIMARY CARE LLC/JACKSON STREET			46	100%	46
Guardian Care Nursing and Rehabilitation Center		46			46
HARTFORD HEALTH SERVICES LLC		46			46
MINUTECLINIC DIAGNOSTIC OF SOUTH CAROL		42	4	9%	46
NORTH FLORIDA / SOUTH GEORGIA VETERANS HEALTH SYSTEM		1	45	98%	46
WG EVERGREEN WOODS SH LLC		46			46
MOBILE DOC FL, LLC		29	17	37%	46
H LEE MOFFITT CANCER CENTER MICRO		46			46
EAST MANATEE FAMILY	1	1	44	96%	46
ADVENTIST HEALTH SYSTEM FLORIDA		31	15	33%	46
FAMILY EXTENDED CARE OF WINTER HAVEN		44	2	4%	46
PREMIER PLACE HEALTHCARE AT THE GLENVIEW		46			46
HOME CARE PHARMACY		46			46
S-H THIRTY FIVE OPCO - LUTZ, LLC		45	1	2%	46
COLLIER BLVD HMA PHYSICIAN MANAGEMENT LLC		46			46
KAPG ST AUGUSTINE SENIOR HOUSING OPCO LLC		37	9	20%	46
ADVENT HEALTH MEDICAL GROUP OB GYN AT		40	6	13%	46
INTERCOASTAL MEDICAL GROUP			46	100%	46
LONG ISLAND JEWISH MED CTR		42	3	7%	45
PATRICK MANOR INCORPORATED		45			45
STUART URGENT CARE			45	100%	45
COLLIER COUNTY JAIL		45			45
SOUTHPORT SQUARE HARBOUR HEALTH		45			45
NIGHT LITE PEDIATRICS CENTER LLC		10	35	78%	45
COLLIER URGENT CARE CENTERS		44	1	2%	45
BRP SH OPCO LLC		45			45
CITYMD OF MANAHAWKIN		43	2	4%	45
NEOGENOMICS LABORATORIES INC		45			45
REDI-MED WALK-IN FAMILY CARE			45	100%	45
ALLIANCE OF PHYSICIANS AGAINST COVID-19			45	100%	45
GRAMERCY PARK URGENT CARE		43	2	4%	45
LARA HEALTH AND WELLNESS CENTER LLC		45			45

COVID-19: testing by laboratory

Data through Mar 20, 2021 verified as of Mar 21, 2021 at 09:25 AM

Data in this report are provisional and subject to change.

The numbers in the table below represent the number of Florida and non-Florida residents for whom test results were received by the Department of Health. A person can be tested by more than one laboratory and can have both positive and negative results. **Therefore, the sum of the numbers in each column will be larger than the total number of people tested.**

Reporting lab	Inconclusive	Negative	Positive	Percent positive	Total
HOLY NAME HOSPITAL LABORATORY		43	2	4%	45
PANCARE HEALTH - BAY COUNTY - YOUNGSTOWN		40	5	11%	45
VILLAGE ON THE ISLE☐		40	5	11%	45
WINTER GARDEN REHAB AND NURSING CENTER		41	4	9%	45
NEXT MOLECULAR ANALYTICS		14	31	69%	45
Gulf Shore Care Center		39	5	11%	44
TAMPA BAY CONCIERGE DOCTOR, LLC		42	2	5%	44
CORNERSTONE PEDIATRICS		34	10	23%	44
MORTON PLANT			44	100%	44
FLORIDA HOSPITAL		28	16	36%	44
TGH URGENT CARE POWERED BY FAST TRACK			44	100%	44
THE MERIDIAN AT BOCA RATON	1	43			44
MARIANNA HEALTH AND REHABILITATION CENTER		43	1	2%	44
LUTHERAN HAVEN EXTENDED CONGREGATE CAR		44			44
LINCOLN DIAGNOSTIC LAB		42	2	5%	44
PEDIATRICS OF CENTRAL FLORIDA – SAINT CLOUD	2	40	2	5%	44
ISLAND URGENT CARE PLLC		41	2	5%	43
DUVAL PHARMACY		32	11	26%	43
VIP WALK IN CLINIC		21	22	51%	43
PINES NURSING HOME		41	2	5%	43
UNION MEDICAL CARE PLLC		43			43
BRANCH MEDICAL CLINIC			43	100%	43
PLAINVIEW URGENT CARE		40	3	7%	43
RADIOLOGY ASSOCIATES OF VENICE AND ENGLEWOOD		41	2	5%	43
LAKE MARY KIDS CENTRA CARE		33	10	23%	43
FIRST CHOICE URGENT CARE		12	31	72%	43
WOLFF CTR FOR CHILD & ADOLESCENT HEALTH PLLC,THE		26	17	40%	43
COLONY CARE CENTER		32	11	26%	43
PRINCETON VILLAGE☐		39	4	9%	43
WALGREENS 3145		40	3	7%	43
SAN CARLOS PHARMACY		39	4	9%	43
KIVA AT CANTERBURY		25	17	40%	42
CLINICAL LABORATORY		42			42
URGENT CARE & WELLNESS CENTER		10	32	76%	42
SUNCOAST TECHNICAL COLLEGE SCHOOL OF HEALTH		42			42
LOURDES HOSPITAL INC		40	2	5%	42
BENTON HOUSE OF ST. JOHNS		40	2	5%	42
ADVENTHEALTH MEDICAL GROUP FAMILY MEDICINE		37	5	12%	42
MAIMONIDES-SHALOM ACADEMY, INC		41	1	2%	42
LAKE CO EMPLOYEE HEALTH AND WELLNESS CENTER		38	4	10%	42
LONG ISLAND UNIVERSITY - POST CAMPUS		42			42
Atlantic Shore Nursing and Rehab		42			42
BAPTIST URGENT CARE		39	3	7%	42
MILLENIA ADVANCED SCIENTIFIC LLC			42	100%	42
NORTHWELL HEALTH PLAINVIEW HOSPITAL LABORATORY		32	9	22%	41
FLORIDA HOSPITAL NEW SMYRNA		4	37	90%	41
CROSSROADS URGENT CARE		26	15	37%	41

COVID-19: testing by laboratory

Data through Mar 20, 2021 verified as of Mar 21, 2021 at 09:25 AM

Data in this report are provisional and subject to change.

The numbers in the table below represent the number of Florida and non-Florida residents for whom test results were received by the Department of Health. A person can be tested by more than one laboratory and can have both positive and negative results. **Therefore, the sum of the numbers in each column will be larger than the total number of people tested.**

Reporting lab	Inconclusive	Negative	Positive	Percent positive	Total
GUIDEWELL EMERGENCY MEDICINE DOCTORS LLC		16	25	61%	41
MID-FLORIDA PATHOLOGY, LLC		33	8	20%	41
WHITE-WILSON MEDICAL CENTER		30	11	27%	41
A & R RESEARCH GROUP		35	6	15%	41
PACIFICA SENIOR LIVING OCALA		36	5	12%	41
ROYAL PALM SENIOR RESIDENCE		41			41
CVS MINUTE CLINIC DIAGNOSTIC OF NORTH CAROL		35	6	15%	41
UNIVERSITY OF ALABAMA		38	3	7%	41
OPTUMCARE SOUTH FLORIDA, LLC		34	7	17%	41
GEORGE E WEEMS MEMORIAL HOSPITAL LAB		31	10	24%	41
University Hills health and Rehabilitation		31	10	24%	41
AVALON PARK RETIREMENT RESIDENCE		40	1	2%	41
IMA MEDICAL GROUP POINCIANA		18	23	56%	41
BRONX LEBANON HOSPITAL-MEDICAL CENTER		37	4	10%	41
STAT ONE URGENT CARE CENTER		2	39	95%	41
MINUTECLINIC, LLC		36	5	12%	41
PEDIATRICS OF CENTRAL FLORIDA KISSI		33	8	20%	41
ATRIA WILLOW WOOD		39	2	5%	41
COURTYARD GARDENS OF BOYNTON BEACH, LLC		37	3	8%	40
POINTE AT NEW PORT PLACE,THE		40			40
CLINICAL PATHOLOGY LABORATORIES, INC		40			40
LONGLEAF DIAGNOSTIC LABORATORIES		11	29	73%	40
ADVANCE URGENT CARE CENTER, LLC		1	39	98%	40
NORTH CAROLINA DEPARTMENT OF HEALTH & HUMAN SERVICES	1		39	98%	40
IMA MEDICAL CENTER		25	15	38%	40
ST JOSEPHS HOSPITAL SOUTH HOSPITAL			40	100%	40
ADVENT HEALTH CENTRA CARE - LAKELAND		30	10	25%	40
OCOEE PEDIATRICS		33	7	18%	40
CITRUS COUNTY HEALTH DEPARTMENT		34	6	15%	40
NORTH FLORIDA PEDIATRICS - JACKSONVILLE		36	4	10%	40
CITY OF CAPE CORAL		34	6	15%	40
CAPITAL REGIONAL MEDICAL CENTER		2	38	95%	40
M&V SAN JOSE MEDICAL CENTER			40	100%	40
PRIDE DIAGNOSTICS		24	16	40%	40
CVS NY4098030POCT NEW YORK		40			40
GENEXPERT			39	100%	39
LYSTER ACH FT RUCKER AL		36	3	8%	39
CEDAR CREEK AT KINGS BAY INC		39			39
BAY COUNTY JAIL ANNEX		34	5	13%	39
BAYSHORE PATHOLOGY CONSULTANTS PA		37	2	5%	39
BRIDGEVIEW CENTER LLC		27	12	31%	39
GUYAN VALLEY WELLNESS CENTER		32	7	18%	39
JUNIPER VILLAGE AT CAPE CORAL		34	5	13%	39
CLINICAL RESEARCH SEQUENCING PLATFORM		8	31	79%	39
CARE 4 U MANAGEMENT, INC			39	100%	39
MAIN STREET MEDICAL CENTER OF CRESTVIEW PA		20	19	49%	39
WG BAYPOINT VILLAGE SH LLC		38	1	3%	39

COVID-19: testing by laboratory

Data through Mar 20, 2021 verified as of Mar 21, 2021 at 09:25 AM

Data in this report are provisional and subject to change.

The numbers in the table below represent the number of Florida and non-Florida residents for whom test results were received by the Department of Health. A person can be tested by more than one laboratory and can have both positive and negative results. **Therefore, the sum of the numbers in each column will be larger than the total number of people tested.**

Reporting lab	Inconclusive	Negative	Positive	Percent positive	Total
BROOKDALE BRANDON	1	38			39
SUNSHINE ASSISTED LIVING		39			39
MEDEX MEDICAL EXPRESS OF PALATKA LLC			39	100%	39
MIAMI CLINICAL RESEARCH CORP			39	100%	39
BIOFIRE		7	32	82%	39
JFK MEDICAL CENTER NORTH LAB		1	38	97%	39
HOMEWOOD RESIDENCE AT FREEDOM PLAZA		37	1	3%	38
Bon Secours Maria Manor		33	5	13%	38
BOND CLINIC, PA		9	29	76%	38
PREMISE HEALTH MIA		1	37	97%	38
ATRIA SAN PABLO		36	2	5%	38
FLORIDA DEPARMENT OF HEALTH CLAY COUNTY		25	13	34%	38
EASTERN SHORE URGENT CARE		27	11	29%	38
ANDALUSIA HEALTH		21	17	45%	38
STETSON UNIVERSITY STUDENT HEALTH CENTER		3	35	92%	38
AUTUMN OF SARASOTA		12	26	68%	38
MOLECULAR DIAGNOSTICS		5	33	87%	38
Life Care Center of Citrus County		37	1	3%	38
LAKE INTERNAL MEDICINE ASSOCIATES PA		32	6	16%	38
STEWART MEDICAL GROUP, INC		21	17	45%	38
CCRC @ SUNFLOWER LLC		35	3	8%	38
ST AUGUSTINE PEDIATRIC ASSOC		33	4	11%	37
LIGHTHOUSE PEDIATRICS OF NAPLES		33	4	11%	37
ACCURATE DIAGNOSTIC LAB		35	2	5%	37
PATHOGENIUS LABORATORIES		30	7	19%	37
ONE MILO		37			37
INNOVATION CLINICAL TRIALS, INC			37	100%	37
THE MEDICAL GROUP OF SOUTH FLORIDA INC		33	4	11%	37
HOLZER HEALTH CENTER		5	32	86%	37
FAMILY EXTENDED CARE OF SEBRING INC		35	2	5%	37
SANTA BARBARA CARE CENTER		20	17	46%	37
TAYLORVILLE FAMILY MEDICINE		30	7	19%	37
CONNECTICUT DEPARTMENT OF HEALTH		22	15	41%	37
BITTINGS APOTHECARY INC		33	4	11%	37
CORRECTIONAL MEDICAL GROUP		27	10	27%	37
PONCE THERAPY CARE CENTER		34	3	8%	37
MINUTECLINIC DIAGNOSTIC OF RHODE ISLAND, LLC #1544		36	1	3%	37
HR SARASOTA OPERATOR LLC		25	12	32%	37
THE COLLIER AT NAPLES		36	1	3%	37
BULLS HEAD URGENT CARE		35	2	5%	37
NIGHT LITE PEDIATRIC CENTER		10	27	73%	37
HARMONY HEALTH OPCO, LLC		15	21	58%	36
SHERMAN-ABRAMS LABORATORY INC		32	4	11%	36
VANDERBILT UNIVERSITY MEDICAL CENTER		32	4	11%	36
MAKO MEDICAL		21	15	42%	36
ST JOSEPHS CHILDRENS OUTREACH			36	100%	36
WASHINGTON COUNTY HEALTH DEPARTMENT		24	12	33%	36

COVID-19: testing by laboratory

Data through Mar 20, 2021 verified as of Mar 21, 2021 at 09:25 AM

Data in this report are provisional and subject to change.

The numbers in the table below represent the number of Florida and non-Florida residents for whom test results were received by the Department of Health. A person can be tested by more than one laboratory and can have both positive and negative results. **Therefore, the sum of the numbers in each column will be larger than the total number of people tested.**

Reporting lab	Inconclusive	Negative	Positive	Percent positive	Total
ADVENTHEALTH MEDICAL GROUP MULTISPECIALTY			36	100%	36
MINUTECLINIC DIAGNOSTIC OF NORTH CAROLINA		35	1	3%	36
BELVEDERE COMMONS OF SUN CITY CENTER		36			36
LPG CONVENIENT CARE AT METRO		33	3	8%	36
PROFESSIONAL PEDIATRICS		34	2	6%	36
BVL/LITTLE ANGEL PEDIATRICS		36			36
ADULT MEDICINE OF LAKE COUNTY INC			35	100%	35
MAINSTREET FAMILY URGENT CARE		1	34	97%	35
P23 LABS		35			35
ROADS PEDIATRICS,LLC		33	2	6%	35
COLLIER HMA PHYSICIAN MANAGEMENT LLC		27	8	23%	35
BENTON HOUSE OF CLERMONT		35			35
ADVENT HEALTH - FISH MEMORIAL		2	33	94%	35
PALM POINT BEHAVIORAL HEALTH		35			35
ALWAYS BEST CARE SENIOR SERVICES		32	3	9%	35
PATHGROUP		9	26	74%	35
CDR MAGUIRE - MIAMI BEACH CC MISSION 17388		2	33	94%	35
BOCA TOXICOLOGY LLC		33	2	6%	35
NEUROINTERNATIONAL SARASOTA		32	3	9%	35
WUESTHOFF MEMORIAL HOSPITAL			35	100%	35
DOCTORS CENTER PA,THE		33	2	6%	35
VIKOR SCIENTITIC		5	30	86%	35
BIOREFERENCE LABORATORIES INC		3	32	91%	35
ISLAND LAKE CENTER		14	21	60%	35
PARKSIDE HEALTH AND REHABILITATION CENTER			35	100%	35
IRL		4	31	89%	35
NCHD		21	14	40%	35
CAREHERE LAKE SCHOOLS EMPLOYEE HEALTH CENTER		24	11	31%	35
VETERANS AFFAIRS MEDICAL CENTER - NEW YORK HARBOR		34	1	3%	35
LPG PULMONOLOGY-COCONUT POINT		30	5	14%	35
POARCH BANC CREEK INDIANS TRIBAL HEALTH DEPARTMENT			35	100%	35
ST. MARYS MEDICAL CENTER		1	34	97%	35
UNIVERSITY HOSPITAL		30	5	14%	35
ASHTON PLACE	3	27	4	12%	34
FLORIDA PEDIATRIC GROUP PA		28	6	18%	34
THE SPRINGS OF PARC HILL		33	1	3%	34
RASHDA ALBIBI M.D. P.A.		31	3	9%	34
D W MCMILLAN MEMORIAL HOSPITAL		23	11	32%	34
NEWPATH DIAGNOSTICS		26	8	24%	34
BAY STREET PHARMACY		32	2	6%	34
FHMG-FLORIDA HOSPITAL MEDICAL GROUP		25	9	26%	34
AYERS NURSING AND REHABILITATION CENTER		34			34
MEDCOMP SCIENCES			34	100%	34
RESIDENTIAL PLAZA AT BLUE LAGOON INC		31	3	9%	34
ENCOMPASS HEALTH REHABILITATION HOSPITAL OF LARGO		31	3	9%	34
WALGREENS COVID-19		27	7	21%	34
LONG TERM CARE OF GULF BREEZE LLC		30	4	12%	34

COVID-19: testing by laboratory

Data through Mar 20, 2021 verified as of Mar 21, 2021 at 09:25 AM

Data in this report are provisional and subject to change.

The numbers in the table below represent the number of Florida and non-Florida residents for whom test results were received by the Department of Health. A person can be tested by more than one laboratory and can have both positive and negative results. **Therefore, the sum of the numbers in each column will be larger than the total number of people tested.**

Reporting lab	Inconclusive	Negative	Positive	Percent positive	Total
BASSETTI MEDICAL RESEARCH INC		28	6	18%	34
SOUTHCOR LABORATORY		4	30	88%	34
ST LUCIE COUNTY JAIL		25	9	26%	34
PECONIC BAY MEDICAL CENTER LABORATORY		26	8	24%	34
PARAMOUNT WALK-IN CLINIC		1	33	97%	34
TUSCAN GARDENS OF DELRAY BEACH MANAGEMENT COMPANY,		34			34
HARBORCHASE OF WELLINGTON CROSSING		32	2	6%	34
REDI-MED WALK IN FAMILY CLINIC			34	100%	34
JOHN KNOX VILLAGE OF CENTRAL FLORIDA		30	4	12%	34
Kensington Gardens		33			33
Consulate Health Care of Orange Park		27	6	18%	33
WALK IN MEDICAL URGENT CARE		33			33
METRO KNOXVILLE HMA		25	8	24%	33
GREENRIDGE GROUP HOME	3	11	19	58%	33
FAMILY AND INTERNAL MEDICINE AT AVALON PARK		29	4	12%	33
VILLA COURT LLC		33			33
WELLMED AT NEW TAMPA		23	10	30%	33
PHYSICIAN ASSOCIATES LLC		26	7	21%	33
PHOSPHORUS DIAGNOSTICS		27	6	18%	33
ALAN A SMITH MD LLC		31	2	6%	33
CENTRAL FLORIDA HEALTH CARE INC WAUCHULA SITE 2		26	7	21%	33
JACKSON HEALTH SYSTEM		2	31	94%	33
FLORIDA DEPARTMENT OF HEALTH IN MONROE COUNTY		27	6	18%	33
AMBRY GENETICS CORPORATION	23	10			33
WESTWOOD NURSING AND REHABILITATION		28	5	15%	33
CORAL HOUSE ASSISTED LIVING COMMUNITY LLC		33			33
AHSE ROP		32	1	3%	33
NIGHT LITE PEDIATRICS URGENT CARE CENTER			33	100%	33
BOND CLINIC		3	30	91%	33
MINUTECLINIC DIAGNOSTIC OF MICHIGAN		30	3	9%	33
PORT SAINT JOHN FAMILY PRACTICE		21	12	36%	33
VETERAN AFFAIRS MEDICAL CENTER - JAMES J PETERS		30	3	9%	33
JAMAICA HOSPITAL MEDICAL CENTER		29	4	12%	33
SOUTHEASTERN OUTPATIENT SURGERY CENTER		30	3	9%	33
SANFORD MOBILE LAB PGA TOUR		32	1	3%	33
TRADITIONAL HOME CARE INC		31	1	3%	32
DCH REGIONAL MEDICAL CENTER LABORATORY		31	1	3%	32
LABCORP		13	19	59%	32
UNIVERSITY MEDICAL CTR OF PRINCETON AT		30	2	6%	32
UNION MEDICAL CARE		32			32
LAKE SHERIFF		31	1	3%	32
ALABAMA CLINICS		16	16	50%	32
CITRUS CARE CLINIC			32	100%	32
OPIS COQUINA CENTER		32			32
WESTMINSTER ST AUGUSTINE		32			32
IPSUM DIAGNOSTICS		3	29	91%	32
SIDDH INC DBA SAN CARLOS PHARMACY		30	2	6%	32

COVID-19: testing by laboratory

Data through Mar 20, 2021 verified as of Mar 21, 2021 at 09:25 AM

Data in this report are provisional and subject to change.

The numbers in the table below represent the number of Florida and non-Florida residents for whom test results were received by the Department of Health. A person can be tested by more than one laboratory and can have both positive and negative results. **Therefore, the sum of the numbers in each column will be larger than the total number of people tested.**

Reporting lab	Inconclusive	Negative	Positive	Percent positive	Total
PASSPORT HEALTH ORLANDO		32			32
VETERANS HOME			32	100%	32
NORTH FLORIDA PHARMACY		30	2	6%	32
LAKE COUNTY SCHOOLS EMPLOYEE HEALTH CENTER		21	11	34%	32
MINUTE CLINIC LLC #2216		30	2	6%	32
BROOKDALE CANOPY OAKS			32	100%	32
FLORIDA PRESBYTERIAN HOMES INC		31	1	3%	32
TRIPLE O MEDICAL SERVICES INC		29	3	9%	32
MIDDLETOWN MEDICAL P C		23	9	28%	32
Heartland Health Care Center North Sarasota		18	14	44%	32
PREMIUM HEALTH SERVICES OF TAMPA BAY LLC		17	15	47%	32
STATEN ISLAND UNIVERSITY HOSPITAL-POUCH		31	1	3%	32
COLORADO DEPARTMENT OF HEALTH LABORATORY SERVICES DIVISION			32	100%	32
AMMON ANALYTICAL LABORATORIES		28	4	13%	32
WARDE MEDICAL LABORATORY		24	8	25%	32
EVERLYWELL		18	13	42%	31
EP MEDICAL EQUIPMENT PHARMACY		27	4	13%	31
MICHAEL J D'AMBROSE MD PA		29	2	6%	31
COLLIER ANESTHESIA PAIN LLC		31			31
LONG BEACH URGENT CARE		31			31
ENT AND ALLERGY ASSOCIATES OF FLORIDA LLC		30	1	3%	31
EASYCARE WALK-IN CLINIC	1	11	19	61%	31
AMERICAN ESOTERIC LABORATORIES		15	16	52%	31
DISCOVERY COMMONS AT BRADENTON		31			31
TANVIR H SHAGAR NP		26	5	16%	31
NAPHCARE, INC.		21	10	32%	31
HOLLISMED LLC		29	2	6%	31
GRAND VILLA OF NEW PORT RICHEY		24	7	23%	31
SOMA MEDICAL CENTER PA #3			31	100%	31
ATLAN		26	5	16%	31
UR CARE FAMILY AND SPORTS MEDICINE			31	100%	31
COMMUNITY MEDICAL CARE CENTER INC			31	100%	31
JUPITER MEDICAL CENTER PHYSICIANS GROUP, INC		28	3	10%	31
PREMIER URGENT CARE CENTER LLC			31	100%	31
UNIPATH		24	7	23%	31
FORT CAROLINE GARDENS, INC		29	2	6%	31
HEALTH FIRST - VIERA HOSPITAL		1	30	97%	31
LabCorp L#09258130 M#09258125		12	19	61%	31
MINUTECLINIC DIAGNOSTIC OF LOUISIANA		30	1	3%	31
ADVANCED URGENT CARE		12	19	61%	31
FLAGLER HOSPITAL INC	2		29	94%	31
ADVENTHEALTH MEDICAL GROUP FAMILY MEDICINE AT RDV		31			31
REGENCY PARK ASSISTED LIVING FACILITY		29	2	6%	31
THE TERRACE AT IVY ACRES ALF		11	19	63%	30
RIVERHEAD URGENT CARE		29	1	3%	30
ADVENTHEALTH MEDICAL GROUP FAMILY & INTERNAL		11	19	63%	30
OAKMONTE VILLAGE		29	1	3%	30

COVID-19: testing by laboratory

Data through Mar 20, 2021 verified as of Mar 21, 2021 at 09:25 AM

Data in this report are provisional and subject to change.

The numbers in the table below represent the number of Florida and non-Florida residents for whom test results were received by the Department of Health. A person can be tested by more than one laboratory and can have both positive and negative results. **Therefore, the sum of the numbers in each column will be larger than the total number of people tested.**

Reporting lab	Inconclusive	Negative	Positive	Percent positive	Total
ARCPPOINT LABS OF WEST PALM BEACH			30	100%	30
AMEERAH LABS			30	100%	30
OAK HARBOR ASSISTED LIVING FACILITY		27	3	10%	30
BOCA BIOLISTIC REFERENCE LAB			30	100%	30
WEINBERG VILLAGE		29	1	3%	30
AMELIA ASSISTED LIVING FACILITY		30			30
LAKE MARY - STIRLING CENTER SUITE 202			30	100%	30
REHAB AND HEALTHCARE CENTER OF CAPE CORAL		30			30
MINUTE CLINIC DIAGNOSTIC OF SC, LLC #75		29	1	3%	30
CLINCLOUD, LLC			30	100%	30
FORT VALLEY STATE UNIVERSITY		29	1	3%	30
PERDIDO URGENT CARE		1	29	97%	30
CHIPOLA MEDICAL ASSOCIATES		10	20	67%	30
Wiregrass Rehabilitation Center and Nursing Home		28	2	7%	30
CARILLON SPORTS AND FAMILY MEDICINE		23	7	23%	30
ADVENT HEALTH PRIMARY CARE PLUS, WINTER GARDEN		26	4	13%	30
Okeechobee Health Care Facility		16	14	47%	30
WINDSOR WOODS REHAB & HEALTHCARE CTR		29	1	3%	30
ROCKLAND URGENT CARE FAMILY HEALTH NP		29	1	3%	30
HERITAGE WATERSIDE		27	3	10%	30
MEDICAL PAVILION CLINIC		19	11	37%	30
COUNTY OF LOS ANGELES			30	100%	30
MAGNOLIA DIAGNOSTICS, LLC		3	27	90%	30
CENTER ONE SURGERY CENTER		24	5	17%	29
MIGUEL E TREVINO MD PA		25	4	14%	29
PRO HEALTH HARMONY		29			29
CAPE CORAL HOSPITAL ABG LABORATORY		16	13	45%	29
FAST PACE MEDICAL CLINIC		26	3	10%	29
STUART REHABILITATION AND HEALTHCARE		14	15	52%	29
SANDALWOOD NURSING CENTER		29			29
ROBERT H JENKINS JR VETERANS' DOMICILIARY HOME OF		26	3	10%	29
RENAISSANCE SENIOR LIVING	1	28			29
PANCARE HEALTH - BONIFAY K-8			29	100%	29
A AND R RESEARCH GROUP LLC		25	4	14%	29
NEMOURS CHILDRENS CLINIC		22	7	24%	29
PALMS, THE		29			29
CDC		17	12	41%	29
NURSES HELPING HANDS INC ALF		29			29
PALM GARDEN OF JACKSONVILLE		27	2	7%	29
FAMILY CARE PARTNERS URGENT CARE LLC		23	6	21%	29
GRAND VILLA OF ALTAMONTE SPRINGS		22	7	24%	29
STEWART MELBOURNE HOSPITAL			29	100%	29
DUVAL COUNTY HEALTH DEPARTMENT		29			29
COMPREHENSIVE CHILDCARE		23	6	21%	29
NAPHCARE INC		24	5	17%	29
P4CLINICAL	3	2	24	83%	29
MINUTE CLINIC, LLC DBA MINUTECLINIC #4505		27	2	7%	29

COVID-19: testing by laboratory

Data through Mar 20, 2021 verified as of Mar 21, 2021 at 09:25 AM

Data in this report are provisional and subject to change.

The numbers in the table below represent the number of Florida and non-Florida residents for whom test results were received by the Department of Health. A person can be tested by more than one laboratory and can have both positive and negative results. **Therefore, the sum of the numbers in each column will be larger than the total number of people tested.**

Reporting lab	Inconclusive	Negative	Positive	Percent positive	Total
LEE COMMUNITY HEALTHCARE - LEHIGH		26	3	10%	29
UNIV OF ROCHESTER-STRONG MEMORIAL HOSP		28	1	3%	29
DAVID LAWRENCE CENTER		25	4	14%	29
BAPTIST PRIMARY BLACK CREEK SOUTH			29	100%	29
FLORIDA ENDOSCOPY & SURGERY CTR LLC		29			29
ISLAMORADA VILLAGE OF ISLANDS FIRE RESCUE		27	2	7%	29
SUNTREE INTERNAL MEDICINE		29			29
PORT ST LUCIE HOSPITAL		25	3	11%	28
URGENT CARE CENTER			28	100%	28
LAKELAND NURSING AND REHABILITATION CENTER			28	100%	28
ORANGE PEDIATRICS			28	100%	28
LABORATORY ALLIANCE OF CENTRAL NEW YORK		27	1	4%	28
HUNTINGTON STATION URGENT CARE		27	1	4%	28
THORNBURG PEDIATRICS		26	2	7%	28
PULSE & REMEDY LLC		13	15	54%	28
UNIVERSITY BEHAVIORAL CENTER		28			28
Cleveland Clinic Laboratories		4	24	86%	28
ACCESS 365 URGENT CARE		8	20	71%	28
MINUTECLINIC DIAGNOSTIC OF RHODE ISLAND, LLC #212		28			28
CERON PEDIATRICS & INTEGRATIVE MEDICIN		28			28
KEY PRIMARY CARE			28	100%	28
Signature Healthcare of Ormond		28			28
GROWING TOGETHER PEDIATRICS, LLC		24	4	14%	28
NATIONAL MENTOR HEALTHCARE LLC			28	100%	28
MARION PEDIATRICS PA		21	7	25%	28
ASTORIA HEALTH AND REHABILITATION CENTER		27	1	4%	28
ORLANDO CLINICAL RESEARCH CENTER		26	2	7%	28
BROOKDALE PHILLIPPI CREEK			28	100%	28
NORTH PINELLAS CHILDRENS MEDICAL CENTER			28	100%	28
UCLA HEALTHCARE CLINICAL LABS		23	5	18%	28
EDEN AT CRESTVIEW		12	16	57%	28
SUNSHINE PEDIATRICS OF CENTRAL FLORIDA PL		26	2	7%	28
INTERIM HEALTHCARE OF NORTHWEST FLORIDA INC		26	2	7%	28
ST PETER'S BENDER LABORATORY		27	1	4%	28
LAKE PLACID HEALTH AND REHABILITATION		1	27	96%	28
DOCTOR TODAY TLC LLC			28	100%	28
FAMILY CARE PARTNERS		18	10	36%	28
ACTIVE SENIOR LIVING		26	2	7%	28
CIGNA PBSO WEST PALM			28	100%	28
SYNIVERSE WELLNESS CENTER		24	4	14%	28
PINELLAS INTERNAL MEDICINE ASSOCIATES	1	26	1	4%	28
CHILDREN'S MEDICAL CENTER			28	100%	28
LOOP PEDIATRICS		22	5	19%	27
UNION CHD		24	3	11%	27
BROWARD HEALTH IMPERIAL POINT NURSING			27	100%	27
EXPRESS CARE OF BELLEVIEW		27			27
MINUTECLINIC DIAGNOSTIC MEDICAL GROUP		25	2	7%	27

COVID-19: testing by laboratory

Data through Mar 20, 2021 verified as of Mar 21, 2021 at 09:25 AM

Data in this report are provisional and subject to change.

The numbers in the table below represent the number of Florida and non-Florida residents for whom test results were received by the Department of Health. A person can be tested by more than one laboratory and can have both positive and negative results. **Therefore, the sum of the numbers in each column will be larger than the total number of people tested.**

Reporting lab	Inconclusive	Negative	Positive	Percent positive	Total
SUNCOAST LABS			27	100%	27
KIVA AT CANTERBURY, LLC		27			27
WIREGRASS CLINIC LLC		22	5	19%	27
JOSEPH SCHENKER MD PC DBA CENTERS URGENT		24	3	11%	27
FIRST CHOICE PEDIATRICS LOOP		25	2	7%	27
TGH URGENT CARE - RIVERVIEW			27	100%	27
CHILDRENS MEDICAL CENTER			27	100%	27
ATRIA LADY LAKE		27			27
SPANISH RIVER HIGH SCHOOL ESE		23	4	15%	27
MINUTE CLINIC DIAGNOSTIC OF VIRGINIA, LLC		27			27
VICK STREET MANOR		27			27
PINELLAS 1 HOME HEALTH CARE CORP		27			27
THE COMMONWEALTH OF MASSACHUSETTS		1	26	96%	27
BROOKDALE UNIVERSITY HOSPITAL		25	2	7%	27
WEISS PEDIATRIC CARE LLC		16	11	41%	27
LEXINGTON PLACE SENIOR LIVING COMMUNITY		27			27
THE PALMS PHARMACY, INC		24	3	11%	27
STEINHATCHEE DRUGS		21	6	22%	27
HEALTHPARK MEDICAL CENTER ABG LAB		26	1	4%	27
RESIDENCE AT BAY VUE		26	1	4%	27
GULFSIDE HOSPICE INC		24	3	11%	27
UNIVERSITY OF ILLINOIS VETERINARY DIAG	1	25	1	4%	27
BROOKDALE SOUTHPOINT			27	100%	27
JOSEF SCHENKER MD PC DBA CENTERS URGENT		25	2	7%	27
MONTEFIORE NEW ROCHELLE HOSPITAL		24	2	8%	26
HOLIDAY MEDICAL ASSOCIATES		1	25	96%	26
THE MINIER URGENT CARE		20	6	23%	26
ABL MEDICAL CARE LLC			26	100%	26
PALM BEACH COUNTY FIRE RESCUE		24	2	8%	26
WAKULLA COUNTY HEALTH DEPARTMENT		12	14	54%	26
OAKTREE HEALTHCARE			26	100%	26
EXPRESS FAMILY CARE LLC		11	15	58%	26
EAST HILL MEDICAL GROUP		17	9	35%	26
COLORADO DEPARTMENT OF PUBLIC HEALTH AND ENVIRONMENT			26	100%	26
CARDIOLOGY AND MEDICINE ASSOCIATES INC		26			26
GASTROENTEROLOGY ASSOCIATES OF PENSACOLA PA		23	3	12%	26
STATCARE URGENT & WALK IN MEDICAL CARE		23	3	12%	26
GOOD SAMARITAN HOSPITAL LABORATORY		23	3	12%	26
CAMP BOGGY CREEK		26			26
CITY OF OCALA EMPLOYEE HEALTH AND WELLNESS CENTER		21	5	19%	26
VASSAR BROTHERS MEDICAL CENTER LABORATORY		25	1	4%	26
CARE HERE		3	23	88%	26
SANITAS		4	22	85%	26
GRAND LIVING AT LAKEWOOD RANCH		25	1	4%	26
URGENT FAMILY CARE INC		23	3	12%	26
ADVENT HEALTH PARTIN SETTLEMENT HEALTH PARK		18	8	31%	26
MONCRIEF ARMY HEALTH CLINIC			26	100%	26

COVID-19: testing by laboratory

Data through Mar 20, 2021 verified as of Mar 21, 2021 at 09:25 AM

Data in this report are provisional and subject to change.

The numbers in the table below represent the number of Florida and non-Florida residents for whom test results were received by the Department of Health. A person can be tested by more than one laboratory and can have both positive and negative results. **Therefore, the sum of the numbers in each column will be larger than the total number of people tested.**

Reporting lab	Inconclusive	Negative	Positive	Percent positive	Total
DAVENPORT PEDIATRICS CLERMONT PA		24	2	8%	26
LOT HEALTH SERVICES	1	25			26
RAINBOW PEDIATRICS		1	25	96%	26
MINUTE CLINIC DIAGNOSTIC OF VIRGINIA		21	5	19%	26
BOCA SIMON LAB		1	25	96%	26
EPIC REFERENCE LABS INC			26	100%	26
DARDEN WELLNESS CENTER		23	3	12%	26
Clearwater Center		12	14	54%	26
LAKES DIALYSIS CENTER INC			26	100%	26
TREEHOUSE PEDIATRICS & FAMILY CARE		26			26
PULMONARY SPECIALISTS OF THE PALM BEACHES		16	10	38%	26
MARTHA'S HOUSE & ASSISTED LIVING FACILITY		26			26
MINUTECLINIC, LLC #08366		21	5	19%	26
Rehabilitation Center of the Palm Beaches		26			26
WEST BROWARD CARE CENTER		24	2	8%	26
MARYLAND DEPARTMENT OF HEALTH			25	100%	25
ARCPPOINT LABS OF FORT LAUDERDALE		25			25
FEDERAL PRISON CAMP PENSACOLA			25	100%	25
CANTON-POTSDAM HOSPITAL LABORATORY		24	1	4%	25
Summit Medical Group Westfield Lab		22	3	12%	25
BUREAU OF PUBLIC HEALTH	1	5	19	76%	25
COASTAL LABORATORIES OF FLORIDA		22	3	12%	25
HUNT CLUB PEDIATRIC ASSOCIATES LLC		21	4	16%	25
COASTAL COMPLETE CARE		11	14	56%	25
THE WATERMARK AT VISTAWILLA		25			25
GREEN GABLES ASSISTED LIVING FACILITY		25			25
ASSISTED LIVING OF BROWARD		25			25
ORTHOPAEDIC SURGERY CENTER		25			25
JOSEF SCHENKER MD PC		25			25
MAYO CLINIC JACKSONVILLE		1	24	96%	25
MD BEAUTY LABS, PA		23	2	8%	25
BAYCARE HEALTH SYSTEMS, LLC			25	100%	25
LPG PRIMARY CARE AT PINE ISLAND		23	2	8%	25
MADWAR		19	6	24%	25
Casa Mora Rehabilitation & Extended Care		25			25
WOMENS CARE FLORIDA LABORATORY		25			25
RJ LEE GROUP	1	23	1	4%	25
ADVENT HEALTH - LAKE MARY PEDIATRICS		16	9	36%	25
COOPER HEALTHCARE		22	3	12%	25
MINUTECLINIC, LLC #4230		21	4	16%	25
GREENSBORO PATHOLOGY LLC		23	2	8%	25
COASTAL SKIN SURGERY AND DERMATOLOGY		18	7	28%	25
DELRAY BEACH FACIAL PLASTIC SURGERY		25			25
MINIMALLY INVASIVE VASCULAR INC		23	2	8%	25
ST. CLOUD HOSPITAL		20	5	20%	25
IMMEDIATE CARE PA		21	4	16%	25
MINUTECLINIC DIAGNOSTIC OF TEXAS		22	3	12%	25

COVID-19: testing by laboratory

Data through Mar 20, 2021 verified as of Mar 21, 2021 at 09:25 AM

Data in this report are provisional and subject to change.

The numbers in the table below represent the number of Florida and non-Florida residents for whom test results were received by the Department of Health. A person can be tested by more than one laboratory and can have both positive and negative results. **Therefore, the sum of the numbers in each column will be larger than the total number of people tested.**

Reporting lab	Inconclusive	Negative	Positive	Percent positive	Total
PARK WEST MEDICAL CENTER		24	1	4%	25
TALLAHASSEE DEVELOPMENTAL CENTER☐		24	1	4%	25
WESTPAC LABS		1	24	96%	25
LEE MEMORIAL HEALTH SYSTEM D/B/A LEE COMMUNITY		23	2	8%	25
SOUTH FLORIDA DIALYSIS CENTER		8	17	68%	25
ADVENT HEALTH EXPRESS		9	15	63%	24
COURTYARDS OF ORLANDO		24			24
HALIFAX HEALTH URGENT CARE		4	20	83%	24
MINUTECLINIC DIAGNOSTIC OF PENNSYLVANI		23	1	4%	24
TIMBERLANE LODGE ALF	1	16	7	29%	24
SENIOR HEALTH OF WINTER PARK DUNDEE		24			24
SUNQUEST		3	21	88%	24
PBSO WEST PALM FAMILY PRACTICE		1	23	96%	24
MADISON COUNTY MEMORIAL HOSP		12	12	50%	24
PACIFICA SENIOR LIVING FORT MYERS		15	9	38%	24
BROOKWOOD BAPTIST MEDICAL CENTER		23	1	4%	24
CARENOW - DOWNTOWN NORTH GULCH		23	1	4%	24
AIR, LAND & SEA PHYSICALS & CONSULTATIONS, LLC		23	1	4%	24
GRAND VILLA OF ST. PETERSBURG		22	2	8%	24
PHYSICIANS STAT		3	21	88%	24
CRESTVIEW IMMEDIATE CARE LL		1	23	96%	24
COMMUNITY HEALTH OF SOUTH FLORIDA			24	100%	24
WESTMINSTER WOODS ON JULINGTON CREEK		22	2	8%	24
ATRIA AT ST JOSEPHS		24			24
VIRTUA		20	4	17%	24
CSH LAKE ORIENTA LP		24			24
MEDEXPRESS URGENT CARE - BLOOMINGTON		21	3	13%	24
SENIOR LIVING IV SUN CITY LLC		17	7	29%	24
SHORE MEMORIAL HOSPITAL		21	3	13%	24
MID FLORIDA PATHOLOGY LLC		23	1	4%	24
HEALTH MED CENTERS		24			24
ADVENT HEALTH MEDICAL GROUP- FAMILY MEDICINE AT DR. PHILIPS		19	5	21%	24
THE CHAPPEL GROUP RESEARCH		24			24
LABORATORY MEDICINE CONSULTANTS-LMC PA		22	2	8%	24
URGENT CARE USA			24	100%	24
PALMETTO PEDIATRICS			24	100%	24
PRIME CARE ONE LLC/HARBORCHASE OF VENICE			24	100%	24
HIGHLANDS COUNTY FIRE RESCUE		24			24
HENNEPIN COUNTY MEDICAL CENTER (HCMC)		13	11	46%	24
LABORATORY DYNAMICS		20	4	17%	24
MAGNOLIA PEDIATRICS		4	20	83%	24
RAINBOW PEDIATRIC CENTER		2	22	92%	24
PALMS MEDICAL GROUP - LAKE CITY WEST		3	21	88%	24
EC OPCO TIMBERLIN PARC LLC		24			24
HERITAGE OAKS ASSISTED LIVING & MEMORY CARE		20	4	17%	24
SPRINGWOOD COURT		19	5	21%	24
WELLOW URGENT CARE		23	1	4%	24

COVID-19: testing by laboratory

Data through Mar 20, 2021 verified as of Mar 21, 2021 at 09:25 AM

Data in this report are provisional and subject to change.

The numbers in the table below represent the number of Florida and non-Florida residents for whom test results were received by the Department of Health. A person can be tested by more than one laboratory and can have both positive and negative results. **Therefore, the sum of the numbers in each column will be larger than the total number of people tested.**

Reporting lab	Inconclusive	Negative	Positive	Percent positive	Total
TARPON BAYOU CENTER			24	100%	24
ROWLETT MIDDLE ACADEMY		22	2	8%	24
WELLMED AT PLANT CITY		11	13	54%	24
CARE CENTERS OF NASSAU LLC MINER ROAD NORTH		24			24
THE LODGE AND REHABILITATION CENTER		9	15	63%	24
ALAN SERURE MD		24			24
STATE LAB		2	22	92%	24
ENGLEWOOD HOSPITAL AND MEDICAL CENTER		19	5	21%	24
PHYSICIANS PRIMARY CARE OF SW FLORIDA PL		24			24
AVENTIS BIO-SERVICES CTL		24			24
CENTERPLACE HEALTH		3	21	88%	24
SUMMIT MEDICAL GROUP - 75 E NORTHFIELD		22	2	8%	24
MED PLUS FLORENCE		20	4	17%	24
VILLAGES REHABILITATION AND NURSING CENTER		24			24
Grand Villa of Clearwater		22	2	8%	24
LEE PHYSICIAN GROUP		20	3	13%	23
OMEGA LABORATORIES		19	4	17%	23
NOVANT HEALTH		17	6	26%	23
ADVENTHEALTH MEDICAL GROUP PULMONOLOGY		20	3	13%	23
TOTAL ACCESS URGENT CARE			23	100%	23
NEWYORK-PRESBYTERIAN/ LAWRENCE HOSPITAL LABORATORY		21	2	9%	23
UNIVERSITY HILLS HEALTH AND REHABILITATION CENTER		18	5	22%	23
WILLAMETTE VALLEY TOXICOLOGY LLC		21	2	9%	23
EGL GENETIC DIAGNOSTICS		1	22	96%	23
CORE LABORATORY		1	22	96%	23
CLEARWATER EMPLOYEE HEALTH CLINIC		7	16	70%	23
UF HEALTH NORTH JACKSONVILLE			23	100%	23
LEE MEMORIAL HEALTH SYSTEM		20	3	13%	23
NEW JERSEY		22	1	4%	23
SANFORD PEDIATRIC ASSOCIATES, PA		21	2	9%	23
TIFFANY LAKE CARE CENTERS INC		23			23
GENETIC TECHNOLOGICAL INNOVATIONS, LLC		11	12	52%	23
GRAND VILLA OF DEL RAY WEST		20	3	13%	23
WOODHOUSE INC		17	6	26%	23
CARLOS F FUSTER MD PA		21	2	9%	23
ISLAND COAST PEDIATRICS PA		22	1	4%	23
ROSLYN URGENT CARE		23			23
EMORY BENNETT VETERANS NURSING HOME	1	22			23
LAKEVIEW HEALTH CARE SYSTEMS		9	14	61%	23
WUESTHOFF MEDICAL CENTER-MELBOURNE			23	100%	23
MINUTE CLINIC DIAGNOSTIC OF NEW JERSEY		22	1	4%	23
PM PEDIATRICS		22	1	4%	23
SARASOTA MEMORIAL NURSING & REHABILITATION CTR		23			23
NOBLE SENIOR LIVING		3	20	87%	23
MINUTECLINIC DIAGNOSTIC OF TN, PC 374		19	4	17%	23
UNIV OF NORTH ALABAMA HEALTH CENTER		22	1	4%	23
FINLAY C. LABORATORY		3	20	87%	23

COVID-19: testing by laboratory

Data through Mar 20, 2021 verified as of Mar 21, 2021 at 09:25 AM

Data in this report are provisional and subject to change.

The numbers in the table below represent the number of Florida and non-Florida residents for whom test results were received by the Department of Health. A person can be tested by more than one laboratory and can have both positive and negative results. **Therefore, the sum of the numbers in each column will be larger than the total number of people tested.**

Reporting lab	Inconclusive	Negative	Positive	Percent positive	Total
STEWARD MEDICAL GROUP INC			22	100%	22
South Heritage Health and Rehab		22			22
TOTTENVILLE CIRCLE URGENT CARE		22			22
APOLLO SURGERY CENTER		20	2	9%	22
JUPITER MEDICAL CENTER			22	100%	22
JUST FOR KIDS PEDIATRICS		5	17	77%	22
ELAN SPANISH SPRINGS		4	18	82%	22
FLORIDA MEDICAL CLINIC - MULTI SPECIALTY CAMPUS		7	15	68%	22
OLIVE BRANCH HEALTH AND REHABILITATION CENTER			22	100%	22
BAYLOR GENETICS		10	12	55%	22
GILCHRIST COUNTY JAIL		20	2	9%	22
MARATHON HEALTH FOR LIFE		19	3	14%	22
MULBERRY CARE CENTER		16	6	27%	22
NORTHWEST FLORIDA COMMUNITY HOSPITAL 3RD FLOOR		20	2	9%	22
GRAND VILLA OF ENGLEWOOD		17	5	23%	22
PHYSICIANS CARE		19	3	14%	22
ERIC C MARSHAL MD, PC DBA MINUTECLINIC		21	1	5%	22
FLORIDA HOSPITAL LABS		12	10	45%	22
HARBOUR ISLAND PEDIATRICS		13	9	41%	22
SUMMERGATE PHARMACY		20	2	9%	22
MORNINGSIDE MANOR & VILLA ADULT CARE C		22			22
SOLE HEALTH LLC		22			22
KELLY'S ASSISTED LIVING FACILITY		22			22
Wesley Place on Honeysuckle		20	2	9%	22
DIACARTA INC.		22			22
PULSE MEDICAL GROUP INC			22	100%	22
CARESPOT		2	20	91%	22
ST VINCENT'S EAST		20	2	9%	22
SEAGRASS VILLAGE			22	100%	22
HUNT CLUB MEDICAL		15	7	32%	22
DALE MEDICAL CENTER		17	5	23%	22
FORT PIERCE FAMILY CARE INC		16	6	27%	22
CHARLOTTE CHD PORT CHARLOTTE		18	4	18%	22
FLORENCE J HUNT STUDENT WELLNESS CENTER - HEALTH SERVICES (ABBOTT)		22			22
FLORIDA PEDIATRICS		6	16	73%	22
GRAND VILLA OF PINELLAS PARK		20	2	9%	22
FORT SANDERS REGIONAL LABORATORY		22			22
FAMILY AND AFTER HOURS CARE		22			22
ORLANDO FAMILY MEDICINE		8	14	64%	22
ROCKLEDEGE REGIONAL MEDICAL CENTER		17	5	23%	22
EBEIDS MD PEDIATRICS		19	3	14%	22
TEN HEALTHCARE		6	16	73%	22
COMMUNITY HEALTH CENTERS OF PINELLAS, INC			22	100%	22
MOBILE DIVISION LABORATORY		7	15	68%	22
Grand Villa of Deerfield Beach		20	2	9%	22
GLEN COVE HOSPITAL		22			22
ADVANCED URGENT CARE CENTER		7	15	68%	22

COVID-19: testing by laboratory

Data through Mar 20, 2021 verified as of Mar 21, 2021 at 09:25 AM

Data in this report are provisional and subject to change.

The numbers in the table below represent the number of Florida and non-Florida residents for whom test results were received by the Department of Health. A person can be tested by more than one laboratory and can have both positive and negative results. **Therefore, the sum of the numbers in each column will be larger than the total number of people tested.**

Reporting lab	Inconclusive	Negative	Positive	Percent positive	Total
HOWARD BEACH URGENT CARE		21			21
URGENT CARE USA LLC		1	20	95%	21
PRIMECARE OF DOTHAN-DALEVILLE CLINIC		16	5	24%	21
MORRIS PARK URGENT CARE		18	3	14%	21
UPMC CHAUTAUQUA AT WCA LABORATORY		20	1	5%	21
ADIRONDACK MEDICAL CENTER		21			21
METROPOLITAN CHARITIES INC		19	2	10%	21
ROCKLEDGE FAMILY HEALTH			21	100%	21
NEW YORK PRESBYTERIAN - ALLEN HOSPITAL		21			21
ADEPT INPATIENT MEDICAL SERVICES PC		21			21
CONNECTDX		6	15	71%	21
PALM BAY FAMILY PRACTICE		4	17	81%	21
ST JUDE CHILDRENS RESEARCH HOSPITAL		21			21
JEFFERSON K-12, A SOMERSET SCHOOL- CLINIC		17	4	19%	21
MINUTECLINIC, LLC, DBA MINUTECLINIC #2544		20	1	5%	21
COASTAL FAMILY PRACTICE		13	8	38%	21
GERALD J KIVETT MD		19	2	10%	21
NEW YORK METHODIST HOSPITAL		17	4	19%	21
EXPRESS CARE OF TAMPA BAY LLC		2	19	90%	21
CLINICAL PATHOLOGY LABORATORIES SOUTHEAST			21	100%	21
MINUTECLINIC, LLC, DBA MINUTECLINIC #5		18	3	14%	21
CL BRUMBACK PRIMARY CARE CLINIC LANTANA		2	19	90%	21
UAH STUDENT HEALTH CENTER		14	7	33%	21
INTERNATIONAL MEDICAL LABORATORY INC		21			21
ARDEN COURTS OF WINTER SPRINGS		18	3	14%	21
MEDI STATION			21	100%	21
UTAH DEPARTMENT OF HEALTH			21	100%	21
MINUTECLINIC DIAGNOSTIC OF TN PC #378		20	1	5%	21
FLUSHING HOSPITAL MEDICAL CENTER		17	4	19%	21
Sovereign Laboratory Services, LLC		17	3	15%	20
BAY PEDIATRICS PA		18	2	10%	20
HENDRY REGIONAL CORPORATE HEALTH			20	100%	20
MINUTECLINIC DIAGNOSTICS MEDICAL GROUP		19	1	5%	20
PROFESSIONAL PARK PEDIATRICS PA			20	100%	20
HEALTHY MINORS, LLC.		20			20
PEDIATRIC ASSOCIATES PA		17	3	15%	20
REDITUS LABORATORIES			20	100%	20
BEST MEDICAL CENTER		11	9	45%	20
SONATA BOYNTON BEACH		18	2	10%	20
WINTER PARK FAMILY PRACTICE LLC		17	3	15%	20
TGH MEDICAL GROUP LABORATORY CARROLLWOOD			20	100%	20
BROOKDALE MANDARIN CENTRAL		7	13	65%	20
SOUTH NASSAU COMMUNITIES HOSPITAL		16	4	20%	20
OHIO CVS STORES, LLC DBA		18	2	10%	20
HOPE HEALTHCARE		20			20
BETHESDA HEALTH PHYSICIAN GROUP INC			20	100%	20
MINUTECLINIC DIAGNOSTIC OF TN PC #320		12	8	40%	20

COVID-19: testing by laboratory

Data through Mar 20, 2021 verified as of Mar 21, 2021 at 09:25 AM

Data in this report are provisional and subject to change.

The numbers in the table below represent the number of Florida and non-Florida residents for whom test results were received by the Department of Health. A person can be tested by more than one laboratory and can have both positive and negative results. **Therefore, the sum of the numbers in each column will be larger than the total number of people tested.**

Reporting lab	Inconclusive	Negative	Positive	Percent positive	Total
ST VINCENTS AMBULATORY CARE INC DBA		17	3	15%	20
COLUMBIA MEMORIAL HOSPITAL		20			20
A LILIKO'I PHARMACY LLC		19	1	5%	20
CVS NC3516POCT WINSTON SALEM		18	2	10%	20
MIDNIGHT MEDICINE			20	100%	20
MARQUES PEDIATRICS			20	100%	20
ODYSSEY HEALTHCARE OF MARION COUNTY, LLC		19	1	5%	20
ST ELIZABETH MEDICAL CENTER LABORATORY		18	2	10%	20
MINUTECLINIC DIAGNOSTIC OF ILLINOIS L		15	5	25%	20
ESTATES MEDICAL CENTER		12	8	40%	20
LAKE WORTH MANOR		19	1	5%	20
SOUTH CAROLINA DEPARTMENT OF HEALTH			20	100%	20
GUARDANT HEALTH		14	6	30%	20
VIERA FAMILY MEDICINE AND WELLNESS		16	4	20%	20
GOOD SAMARITAN SOCIETY OF DAYTONA		16	4	20%	20
BAYFRONT HMA CONVENIENT CARE, LLC		2	18	90%	20
DEPT OF VA MEDICAL CENTER - BAY PINES			20	100%	20
MEDICAL EXPRESS CORP		18	2	10%	20
SMH PHYSICIAN SERVICES INC		19	1	5%	20
TENNESSEE DEPARTMENT OF HEALTH		15	5	25%	20
MINUTECLINIC DIAGNOSTIC OF NORTH		18	2	10%	20
CONSOLIDATED LAB SERVICES		10	10	50%	20
CARESPOT OF NOCATEE		1	19	95%	20
CHILDRENS CLINIC			20	100%	20
PONCE PLAZA NURSING & REHAB CENTER		4	16	80%	20
LAKE HOWARD HEIGHTS	1	17	2	10%	20
POINT OF CARE CLINICS PRIMARY CARE		20			20
WINSHIPS PHARMACY INC		20			20
GENTIVA HEALTH SERVICES		17	2	11%	19
JACKSON NORTH MEDICAL CENTER		2	17	89%	19
SOMA MEDICAL CENTER # 4		2	17	89%	19
OCEAN REEF MEDICAL CENTER, LLC			19	100%	19
SEVEN RIVERS REGIONAL MEDICAL CENTER		5	14	74%	19
REGENCY SQUARE MALL - SEARS		3	16	84%	19
NO NAME		8	11	58%	19
COMMUNITY HOME HEALTH CARE		19			19
MULBERRY'S MOBILE PROVIDER SERVICES LLC		5	14	74%	19
BAPTIST MEMORIAL HEALTH CARE		17	2	11%	19
INTEGRATED REGIONAL LABORATORIES - LARGO			19	100%	19
DOCTORS MEDICAL CENTER OF WALTON COUNTY CLINIC			19	100%	19
LAB INTERMARKET FACILITY LAB		1	18	95%	19
CAREATC INC BRANDON	1	17	1	5%	19
SIMEDHEALTH LLC		13	6	32%	19
CARENOW URGENT CARE-BRENTWOOD		13	6	32%	19
ESOTERIX GENETIC LABORATORIES		16	3	16%	19
MICHELLE S PAGE MD PA		18	1	5%	19
ROSS MEDICAL GROUP			19	100%	19

COVID-19: testing by laboratory

Data through Mar 20, 2021 verified as of Mar 21, 2021 at 09:25 AM

Data in this report are provisional and subject to change.

The numbers in the table below represent the number of Florida and non-Florida residents for whom test results were received by the Department of Health. A person can be tested by more than one laboratory and can have both positive and negative results. **Therefore, the sum of the numbers in each column will be larger than the total number of people tested.**

Reporting lab	Inconclusive	Negative	Positive	Percent positive	Total
Gulfport Rehabilitation Center		16	3	16%	19
EMERALD COAST HOSPICE - CRESTVIEW		19			19
KINDRED HOSPITAL OCALA		16	3	16%	19
ALL PEDIATRIC CARE			19	100%	19
BAYVIEW MEDICAL		19			19
BAYFRONT FAMILY HEALTH CENTER			19	100%	19
STONE WASH CLINICAL LABORATORIES		2	17	89%	19
MCWHORTER SCHOOL OF PHARMACY		19			19
SHELBY BAPTIST MEDICAL CENTER		14	5	26%	19
FLORIDA COMMUNITY HEALTH CENTER OF ST. LUCIE		1	18	95%	19
FLORIDA HOSPITAL WINTER GARDEN		15	4	21%	19
HARLEM HOSPITAL CENTER		18	1	5%	19
BARTON FAMILY PRACTICE		8	11	58%	19
EDWARD S BENNETT MD PLLC		19			19
GRACE WELLNESS CENTER		8	11	58%	19
ANYLABTESTNOW		6	13	68%	19
Citymd Of Lacey		16	3	16%	19
GRAND VILLA OF ORMOND BEACH		16	3	16%	19
MONROE COUNTY DETENTION CENTER			19	100%	19
ST VINCENT'S URGENT CARE		16	3	16%	19
LOVING CARE OF THE TREASURE COAST LLC	1	13	5	26%	19
FOX FAMILY PRACTICE		19			19
AUBURN COMMUNITY HOSPITAL		17	2	11%	19
CARE POINT HEALTH & WELLNESS CENTER		19			19
TEXAS DEPARTMENT OF STATE HEALTH SERVICES		3	16	84%	19
CLERMONT ADVENTHEALTH CENTRA CARE		1	18	95%	19
BRIDGEWAY HEALTH CLINICS INC			19	100%	19
WELLMED AT LAKE COPELAND		13	6	32%	19
BAYCARE MEDICAL GROUP INC			19	100%	19
NANO HEALTH ASSOCIATES LLC		19			19
MINUTECLINIC DIAGNOSTIC OF NORTH CAROLINA PC		16	3	16%	19
ASURANCE SCIENTIFIC LABORATORIES		19			19
CENTRAL FLORIDA PEDIATRIC URGENT CARE LLC		17	2	11%	19
ROYAL PALM MEDICAL GROUP, INC		19			19
OCEANSIDE URGENT CARE		19			19
MINUTECLINIC DIAGNOSTIC PA		17	2	11%	19
MED HEALTH SERVICES		18	1	5%	19
CABOT RESERVE ON THE GREEN		18			18
URGENT TEAM		15	3	17%	18
PPD - IXLAYER		17	1	6%	18
HELIX DIAGNOSTICS			18	100%	18
STATEN ISLAND UNIVERSITY HOSPITAL		17	1	6%	18
TPCA CLINICAL LABORATORIES		15	3	17%	18
BASSETTI & ASSOCIATES, MD, PA			18	100%	18
CRANES VIEW LODGE			18	100%	18
FAMILY CARE CYPRESS CREEK		1	17	94%	18
ARTHREX MEDICAL CENTER EAST		14	4	22%	18

COVID-19: testing by laboratory

Data through Mar 20, 2021 verified as of Mar 21, 2021 at 09:25 AM

Data in this report are provisional and subject to change.

The numbers in the table below represent the number of Florida and non-Florida residents for whom test results were received by the Department of Health. A person can be tested by more than one laboratory and can have both positive and negative results. **Therefore, the sum of the numbers in each column will be larger than the total number of people tested.**

Reporting lab	Inconclusive	Negative	Positive	Percent positive	Total
SOUTH FLORIDA BAPTIST HOSPITAL			18	100%	18
STATCARE URGENT AND WALK-IN MEDICAL CA		16	2	11%	18
UM MILLER SCHOOL OF MEDICINE			18	100%	18
Z UROLOGY		18			18
MADISON CORE LABORATORIES		17	1	6%	18
ST. JUDES LABORATORIES		12	6	33%	18
IONA COLLEGE HEALTH & WELLNESS CENTER		18			18
OSCEOLA ALF OPERATOR, LLC DBA□		18			18
BAY COUNTY HEALTH DEPARTMENT		14	4	22%	18
MOORINGS PARK OAKSTONE AT GREY OAKS		17	1	6%	18
HARTFORD HOSPITAL ANCILLARY LAB		17	1	6%	18
ADVANCED HEALTHCARE ASSOCIATES		16	2	11%	18
TOTAL RENAL LABORATORIES INC		13	5	28%	18
MEDEMERGE		17	1	6%	18
TRINITY MEDICAL ASSOCIATES LLC			18	100%	18
GLEN OAKS URGENT CARE		17	1	6%	18
GENERAL INTERNAL MEDICINE MEDICAL CTR CLINIC		13	5	28%	18
TENDER CARE ALF		18			18
THE VILLAGES HEALTH		12	6	33%	18
MINUTECLINIC #8699		14	4	22%	18
CAREHERE- LCS LEESBURG			18	100%	18
DIXIE COUNTY HEALTH DEPARTMENT		11	7	39%	18
MINUTECLINIC DIAGNOSTIC OF MICHIGAN PC		17	1	6%	18
BROWNE MEDICAL		16	2	11%	18
AURORA DIAGNOSTICS		6	12	67%	18
ENCOMPASS HEALTH REHABILITATION HOSPITAL OF SARASOTA		18			18
BAPTIST MEDICAL GRP URGENT CARE & OCC HEALTH AIRPO		18			18
EAST RIDGE RETIREMENT VILLAGE		18			18
COMMONWEALTH OF MASSACHUSETTS			18	100%	18
COLLEGE POINT URGENT CARE		15	3	17%	18
49D2045214PHYSICIAN OFFICE-WAIVER-MEDEXPRESS URGENT CARE - HARRISONBU		9	9	50%	18
ADVENT HEALTH - KISSIMMEE		6	12	67%	18
ACCESS HEALTH CARE PHYSICIANS LLC		6	12	67%	18
XPRESS WELLNESS URGENT CARE			18	100%	18
BOZEMAN HEALTH DEACONESS HOSPITAL		13	5	28%	18
PALM BEACH GARDENS MEDICAL CENTER			18	100%	18
WALGREEN EASTERN CO, INC		18			18
MINUTECLINIC DIAGNOSTIC OF RHODE ISLAND, LLC #590		17	1	6%	18
BIG BEND HOSPICE INC		18			18
MARION COUNTY HEALTH DEPARTMENT		17	1	6%	18
BAYFRONT MEDICAL			18	100%	18
1 TOUCH TOTALCARE SOLUTIONS		17	1	6%	18
ASCENSION ST VINCENT'S PRIMARY CARE		1	17	94%	18
ST CATHERINE OF SIENA HOSPITAL		16	2	11%	18
ENCOMPASS HOME HEALTH OF THE SOUTHEAST LLC		18			18
MINUTECLINIC DIAGNOSTIC OF TN PC #6435		15	2	12%	17
REOPEN DIAGNOSTICS			17	100%	17

COVID-19: testing by laboratory

Data through Mar 20, 2021 verified as of Mar 21, 2021 at 09:25 AM

Data in this report are provisional and subject to change.

The numbers in the table below represent the number of Florida and non-Florida residents for whom test results were received by the Department of Health. A person can be tested by more than one laboratory and can have both positive and negative results. **Therefore, the sum of the numbers in each column will be larger than the total number of people tested.**

Reporting lab	Inconclusive	Negative	Positive	Percent positive	Total
MINUTECLINIC DIAGNOSTIC OF LOUISIANA,		16	1	6%	17
CARE NOW, INC		13	4	24%	17
MASSACHUSETTS GENERAL HOSPITAL		1	16	94%	17
UNIVERSITY OF ALABAMA - FUNGAL REFERENCE LABORATORY		12	5	29%	17
HEALTHCARE NOW			17	100%	17
URGENT CARE WEST CLINIC		14	3	18%	17
PRATTVILLE BAPTIST HOSPITAL		13	4	24%	17
BROOKDALE CROWN POINT			17	100%	17
MEDEXPRESS URGENT CARE, MOON TOWNSHIP		16	1	6%	17
MARCO DRUGS AND COMPOUNDING		13	4	24%	17
FORT WALTON BEACH DEVELOPMENTAL CENTER		16	1	6%	17
MEDEXPRESS URGENT CARE - TIMBERLAKE		15	2	12%	17
BROOKDALE ST AUGUSTINE			17	100%	17
RESOLVE MOLECULAR DIAGNOSTICS		13	4	24%	17
VALLEY IMMEDIATE CARE		15	2	12%	17
PARRISH HEALTH CENTER		14	3	18%	17
STAT MEDICAL CLINIC III INC		11	6	35%	17
MAITLAND PRIMARY CARE		9	8	47%	17
UNIVERSITY LAB			17	100%	17
WALGREEN		9	8	47%	17
INN AT LAKE SEMINOLE SQUARE, THE		17			17
MI CASA DORADA ASSISTED LIVING FACILIT		17			17
REGENEXX TAMPA BAY		14	3	18%	17
GRAND VILLA OF BOYNTON BEACH		16	1	6%	17
ELTINGVILLE CIRCLE URGENT CARE		16	1	6%	17
PRIMARY CARE MEDICINE	1	13	3	18%	17
WELLINGTON FAMILY PRACTICE		13	4	24%	17
DIEGO FALLON MD PA		6	11	65%	17
PRIMARY CARE WALK IN CLINIC PLLC			17	100%	17
MD PLUS URGENT CARE, LLC			17	100%	17
HOUSE CALLS PROFESSIONAL LLC		14	3	18%	17
GENETIC TECHNOLOGICAL INNOVATIONS			17	100%	17
ALBIBI		1	16	94%	17
JESSIE TRICE COMMUNITY HEALTH SYSTEM, INC		1	16	94%	17
URGENT CARE AT LONGWOOD			17	100%	17
FORT HAMILTON URGENT CARE		17			17
UVMC MICROBIOLOGY		16	1	6%	17
COAST MED URGENT CARE		16	1	6%	17
WACO HHSSURGEWACO	1	14	2	12%	17
Floral Health and Rehabilitation, LLC		16	1	6%	17
THE CANOPY AT HARPER LAKE	1		16	94%	17
CARESPOT EXPRESS HEALTHCARE			17	100%	17
BAY BREEZE HEALTH AND REHABILITATION CENTER		9	8	47%	17
ROBERT WOOD JOHNSON UNIVERSITY HOSP		15	2	12%	17
LAKELAND HILLS CENTER		10	7	41%	17
MINUTECLINIC MINUTECLINIC #8746		16	1	6%	17
YUSRA MEDICAL ASSOCIATES PA		14	3	18%	17

COVID-19: testing by laboratory

Data through Mar 20, 2021 verified as of Mar 21, 2021 at 09:25 AM

Data in this report are provisional and subject to change.

The numbers in the table below represent the number of Florida and non-Florida residents for whom test results were received by the Department of Health. A person can be tested by more than one laboratory and can have both positive and negative results. **Therefore, the sum of the numbers in each column will be larger than the total number of people tested.**

Reporting lab	Inconclusive	Negative	Positive	Percent positive	Total
MED LABS DIAGNOSTICS		10	6	38%	16
URGENT CARE CLINIC OF LINCOLN		14	2	13%	16
ASHRAF MEDICAL GROUP PLLC DBA PULSE M		15	1	6%	16
NOVANT HEALTH GOHEALTH URGENT CARE-HARRISBURG		8	8	50%	16
MIRIMUS INC		1	15	94%	16
LAKEWOOD RANCH MEDICAL CENTER CLINICAL LAB			16	100%	16
CVS NC7588POCT ASHEVILLE		13	3	19%	16
Lab MSMC Hialeah			16	100%	16
CLEVELAND CLINIC			16	100%	16
MORTON PLANT MEASE			16	100%	16
NORTHWEST FLORIDA ENT, PA		5	11	69%	16
PRO HEALTH FAMILY PHYSICIANS, NYSTROM		16			16
OPTIMAL CARE PEDIATRICS		2	14	88%	16
OKEECHOBEE HEALTHCARE FACILITY			16	100%	16
XERA MED RESEARCH			16	100%	16
UNIVERSITY OF MIAMI MILLER SCHOOL			16	100%	16
FAST TRACK URGENT CARE CENTER - TYRONE			16	100%	16
EAR NOSE & THROAT ASSOCIATES OF MANATEE PA		16			16
MEDICINE AT LONGWOOD		16			16
LYNN KEEFE, MD PEDIATRICS		13	3	19%	16
SOMA MEDICAL CENTER PA			16	100%	16
CALLAWAY CLINIC		11	5	31%	16
JS HEALTHCARE INC		16			16
ABC PEDIATRICS OF PORT ST LUCIE		14	2	13%	16
ORANGE REGIONAL MEDICAL CENTER LABORATORY		13	3	19%	16
MC DIAGNOSTIC OF CONNECTICUT, PC #775		15	1	6%	16
PEACHTREE IMMEDIATE CARE			16	100%	16
SRMC AVALON		9	7	44%	16
HODGES CLUSTER		2	14	88%	16
MILLENNIUM PHYSICIAN GRP LLC NAPLES PINE RIDGE			16	100%	16
HEALTH CENTRAL HOSPITAL			16	100%	16
PRIMARY CARE SPECIALISTS OF ORLANDO LLC		12	4	25%	16
JOSEPH MIGNOGNA		13	3	19%	16
STARLING AT NOCATEE			16	100%	16
ADVENT HEALTH - ZEPHYRHILLS			16	100%	16
MIAMI BEACH MEDICAL GROUP			16	100%	16
HUDSON VALLEY HOSPITAL CENTER LABORATORY		15	1	6%	16
CVS MINUTE CLINIC DIAGNOSTIC OF TEXAS LLC		12	4	25%	16
MEDEXPRESS URGENT CARE - ROBINSON TWP, STEUBENVILLE PIKE		14	2	13%	16
FRUITVILLE URGENT CARE			16	100%	16
BONIFAY NURSING AND REHABILITATION CENTER			16	100%	16
PANAMA CITY VITAS HOSPICE		16			16
1ST PRIORITY LAB SERVICES		15	1	6%	16
NORTHWEST FLORIDA SLEEP		1	15	94%	16
PROMEDICA LABORATORIES		11	5	31%	16
MEDEXPRESS URGENT CARE LEWISBURG		15	1	6%	16
CRUCIAL CARE		10	6	38%	16

COVID-19: testing by laboratory

Data through Mar 20, 2021 verified as of Mar 21, 2021 at 09:25 AM

Data in this report are provisional and subject to change.

The numbers in the table below represent the number of Florida and non-Florida residents for whom test results were received by the Department of Health. A person can be tested by more than one laboratory and can have both positive and negative results. **Therefore, the sum of the numbers in each column will be larger than the total number of people tested.**

Reporting lab	Inconclusive	Negative	Positive	Percent positive	Total
AURORA UNIVERSITY WELLNESS CENTER		16			16
ALL FLORIDA FAMILY & SPORTS MEDICINE		15	1	6%	16
BVL PEDIATRICS		14	2	13%	16
Grand Villa of Dunedin		10	6	38%	16
INTERNAL MEDICINE ASSOCIATES & SPECIALTIES INC		15	1	6%	16
COMMUNITY HEALTH OF SOUTH FLORIDA INC			16	100%	16
MINUTECLINIC DIAGNOSTIC OF TN PC #6363		13	3	19%	16
MORTON PLANT NORTH BAY HOSPITAL			16	100%	16
TREASURE ISLE LLC		16			16
ST AUGUSTINE PLANTATION		1	15	94%	16
CVS NC7047POCT DURHAM		16			16
ST JOSEPH HOSPITAL		15	1	6%	16
CLEVELAND CLINIC FLORIDA		1	15	94%	16
RAYMOND BASRI MD		15			15
INTERMOUNTAIN CENTRAL LAB		1	14	93%	15
ESTATES MEDICAL CENTER INC		4	11	73%	15
UNIVERSITY HOSPITAL UC HEALTH		11	4	27%	15
BAYCARE MEDICAL GROUP INC			15	100%	15
OAKMONTE VILLAGE OF DAVIE			15	100%	15
Astoria Health and Rehab		15			15
LPG PRIMARY CARE AT BONITA BAY LIFESTYLE CENTER		14	1	7%	15
FLORIDA MEDICAL CLINIC IM MLK		10	5	33%	15
KETAMINE HEALTH CENTERS AT BONITA SPRINGS, LLC		15			15
FLORIDA DEPARTMENT OF HEALTH IN HILLSBOROUGH COUNTY		1	14	93%	15
UNAVAILABLE/UNKNOWN/NO INFORMATION FOUND			15	100%	15
ADVENT HEALTH - WINTER HAVEN		8	7	47%	15
DIATHERIX		13	2	13%	15
OPTIONS FOR SENIORS INC DBA PALM KREST MANOR		12	3	20%	15
WALGREENS #04618		14	1	7%	15
TNC WALK IN CLINIC		10	5	33%	15
BAPTIST PEDIATRICS		12	3	20%	15
SINAI HOSPITAL OF BALTIMORE		15			15
EASTLAKE PEDIATRICS - TRINITY		15			15
MEDLAB ASSOCIATES LLC		15			15
PATHLINE			15	100%	15
AJU GEORGE MD PA			15	100%	15
TELEVISIT MALABAR PEDIATRICS		5	10	67%	15
BRYAN WHITFIELD MEMORIAL HOSPITAL		10	5	33%	15
CLINIC OF PEDIATRICS & GI MEDICINE INC		1	14	93%	15
HEALTH MED HOME CARE, LLC		15			15
FAMILY CARE			15	100%	15
NOVALIFE MEDSPA			15	100%	15
MINUTECLINIC DIAGNOSTIC OF TN PC #566		13	2	13%	15
ST ANTHONY'S HOSP PATIENT CARE SERVICE			15	100%	15
ENCOMPASS HEALTH REHABILITATION HOSPITAL OF PANAMA CITY		10	5	33%	15
HUNTINGTON URGENT CARE		14	1	7%	15
MILTON 4707		15			15

COVID-19: testing by laboratory

Data through Mar 20, 2021 verified as of Mar 21, 2021 at 09:25 AM

Data in this report are provisional and subject to change.

The numbers in the table below represent the number of Florida and non-Florida residents for whom test results were received by the Department of Health. A person can be tested by more than one laboratory and can have both positive and negative results. **Therefore, the sum of the numbers in each column will be larger than the total number of people tested.**

Reporting lab	Inconclusive	Negative	Positive	Percent positive	Total
BAPTIST MEDICAL CENTER EAST		11	4	27%	15
CVA MINUTE CLINIC DIAGNOSTIC OF VIRGINIA, LLC		15			15
BLOUNT MEMORIAL HOSPITAL		13	2	13%	15
RICH STREET GROUP HOME		8	7	47%	15
TMH FSU RAPID LABORATORY		2	13	87%	15
GRAND VILLA OF LARGO		13	2	13%	15
ADVENTHEALTH MEDICAL GROUP PEDIATRICS AT		4	11	73%	15
FLORIDA MEDICAL CL ODOM TPA		5	10	67%	15
WALK IN URGENT CARE			15	100%	15
ORLANDO HEALTH		2	13	87%	15
CUSTEAD CARE CENTER HAVEN HOSPICE		12	3	20%	15
FAMILY CARE CENTER OF ARLINGTON		10	5	33%	15
MEADOWCREST MOLECULAR DIAGNOSTICS, LLC			15	100%	15
HOLLEY-NAVARRE MEDICAL CLINIC		5	10	67%	15
BESSENT ROAD GROUP HOME		15			15
MC DIAGNOSTIC OF CONNECTICUT, PC #1960		14			14
CARENOW URGENT CARE-WEST END		9	5	36%	14
TALLAHASSEE PRIMARY CARE ASSOCIATES PA		12	2	14%	14
ADVENT HEALTH - FOUR CORNERS ER		9	5	36%	14
FG RAPID RESULTS LLC		8	6	43%	14
HEALTHFIRST ADVENT HEALTH CENTRA CARE COCOA BEACH			14	100%	14
CVS MINUTE CLINIC DIAGNOSTIC OF WISCONSIN		14			14
GNT ASSOCIATES		13	1	7%	14
MINUTE CLINIC		1	13	93%	14
KISSIMMEE VA OUTPATIENT CLINIC		14			14
BERGEN NEW BRIDGE M		13	1	7%	14
SOUTHEASTERN LABORATORY			14	100%	14
MIAMI BEACH MEDICAL GROUP LLC			14	100%	14
FAMILY MEDICINE OF WESTON LLC		6	8	57%	14
COMPREHENSIVE CHILDCARE ASSOCIATES		8	6	43%	14
SOMA MEDICAL CENTER, PA #4 FLORIDA MANGO			14	100%	14
PARROTT MEDICAL CLINIC			14	100%	14
RIVERSIDE COTTAGES AT THE SHORES, LLC			14	100%	14
EPIPHANY HEALTH		8	6	43%	14
MINUTECLINIC DIAGNOSTIC OF TEXAS LLC		12	2	14%	14
BOCA SIMON		2	12	86%	14
INDIANA STATE DEPARTMENT OF HEALTH		1	13	93%	14
DAVITA DIALYSIS		4	10	71%	14
BLUE SPRINGS SURGERY CENTER		14			14
ADVENTHEALTH MEDICAL GROUP		10	4	29%	14
ALPHA PHARMACY		11	3	21%	14
CVS NV3210POCT LAS VEGAS		14			14
DESOTO HEALTH AND REHAB LLC		9	5	36%	14
SARNO FAMILY PRACTICE		1	13	93%	14
SOUTHEASTERN UNIVERSITY INC		14			14
STEWART MELBOURNE HOSPITAL, INC	1		13	93%	14
SURGERY CENTER OF CORAL GABLES LLC,THE		11	3	21%	14

COVID-19: testing by laboratory

Data through Mar 20, 2021 verified as of Mar 21, 2021 at 09:25 AM

Data in this report are provisional and subject to change.

The numbers in the table below represent the number of Florida and non-Florida residents for whom test results were received by the Department of Health. A person can be tested by more than one laboratory and can have both positive and negative results. **Therefore, the sum of the numbers in each column will be larger than the total number of people tested.**

Reporting lab	Inconclusive	Negative	Positive	Percent positive	Total
MELBOURNE FAMILY PRACTICE		12	2	14%	14
ST CLOUD MEDICAL GROUP		12	2	14%	14
CANCER RESEARCH LAB, BOB JONES UNIVERSITY		14			14
POLK CHD BARTOW		13	1	7%	14
Terrace of Jacksonville			14	100%	14
SARASOTA - ROBERT L TAYLOR COMMUNITY CENTER		1	13	93%	14
SIGMUND LABS LLC		14			14
MADISON COUNTY HEALTH DEPARTMENT		7	7	50%	14
CVS TN5639POCT FARRAGUT		11	3	21%	14
LONG ISLAND JEWISH VALLEY STREAM		13	1	7%	14
ALAN L MELOTEK MD		14			14
OPIS ISLAND LAKE CENTER		13	1	7%	14
TREASURE COAST URGENT CARE			14	100%	14
MINUTE-CLINIC DIAGNOSTIC OF VIRGINIA		12	2	14%	14
The Evangelical Lutheran Good Samaritan Society		14			14
CITY OF NAPLES FIRE RESCUE		12	2	14%	14
TLC FAMILY CARE HOME INC		14			14
UC HEALTH UNIVERSITY HOSPITAL		11	3	21%	14
NORTHWESTERN MEMORIAL HOSPITAL			14	100%	14
MINUTECLINIC, LLC #1586		11	3	21%	14
MONTEFIORE ST LUKE'S CORNWALL HOSPITAL		10	4	29%	14
PT&J REHAB - VILLAGE OF ROYAL PALM BEACH		12	2	14%	14
ALASKA PUBLIC HEALTH LAB		1	13	93%	14
ESCAMBIA COMMUNITY CLINIC		2	11	85%	13
RIVERSIDE MEDICAL GROUP		12	1	8%	13
BROOKLYN HOSPITAL CENTER DOWNTOWN CAMPUS		13			13
SOUTHEAST FAMILY HEALTHCARE CENTER			13	100%	13
NORTHERN WESTCHESTER HOSPITAL LABORATORY		11	2	15%	13
COVANCE CENTRAL LABORATORY			13	100%	13
GLENBROOKE AT PALM BAY			13	100%	13
HORIZON MEDICAL GROUP		11	2	15%	13
EAR NOSE AND THROAT ASSOCIATES OF MANATEE, P.A.		10	3	23%	13
VRL EUROFINs - HAWAII		13			13
LMH SKILLED NURSING UNIT		13			13
CLINICAL LABORATORY SERVICES			13	100%	13
EFFINGER HEALTH, PA		13			13
FAMILY PRACTICE ON THE GO		6	7	54%	13
VALDOSTA FAMILY MEDICINE		1	12	92%	13
GADSDEN REGIONAL MEDICAL CENTER		13			13
URGENT MEDICAL CENTER INC		5	8	62%	13
USCG AIR STATION CLEARWATER CLINIC		12	1	8%	13
MAINSTREET FAMILY SELECT		1	12	92%	13
PROHEALTH CARE ASSOCIATES MOBILE		10	3	23%	13
SHELBY COUNTY HEALTH CARE CORPORATION		10	3	23%	13
HARBOR CHASE OF JACKSONVILLE			13	100%	13
MEDEXPRESS URGENT CARE - LAFAYETTE		12	1	8%	13
LAKELAND REGIONAL HEALTH GRASSLANDS		12	1	8%	13

COVID-19: testing by laboratory

Data through Mar 20, 2021 verified as of Mar 21, 2021 at 09:25 AM

Data in this report are provisional and subject to change.

The numbers in the table below represent the number of Florida and non-Florida residents for whom test results were received by the Department of Health. A person can be tested by more than one laboratory and can have both positive and negative results. **Therefore, the sum of the numbers in each column will be larger than the total number of people tested.**

Reporting lab	Inconclusive	Negative	Positive	Percent positive	Total
ROCKLEDGE		3	10	77%	13
VILLA OF KINGS AND QUEENS OF DELRAY		13			13
KIMBERLY J HENDERSON MD PC		12	1	8%	13
DEVEREUX FLORIDA CHILDRENS CENTER			13	100%	13
AVALON MEDICAL WALK IN CLINIC			13	100%	13
OCCUPATIONAL HEALTH CENTERS OF THE SOUTHWEST PA		12	1	8%	13
STATEN ISLAND UNIVERSITY HOSPITAL SEGUINE AVE		12	1	8%	13
IN-OFFICE LAB		12	1	8%	13
ACCESS HOME HEALTH OF FLORIDA LLC		13			13
BELLEVUE HOSPITAL CENTER DEPARTMENT		13			13
MONTEFIORE MEDICAL CENTER LABORATORIES - WEILER		9	4	31%	13
FLORIDA STATE HOSPITAL			13	100%	13
FIRST CHOICE PEDIATRICS WINTER SPRINGS		11	2	15%	13
CORAL LANDING ASSISTED LIVING		11	2	15%	13
CROSS CARE CENTER			13	100%	13
MEDEXPRESS URGENT CARE- MARYLAND		12	1	8%	13
BROOKDALE DELAND			13	100%	13
PASSPORT HEALTH OF TAMPA BAY		13			13
CAREATC			13	100%	13
ORCHID COVE		3	10	77%	13
MINUTECLINIC, LLC, #4160		9	4	31%	13
NIGHT OWL PEDIATRICS URGENT CARE			13	100%	13
CORNER OAK ESTATE LLC		13			13
ARNOT OGDEN MEDICAL CENTER LABORATORY		13			13
Sunnyside Care Center		13			13
CVS MINUTE CLINIC DIAGNOSTIC PA		10	3	23%	13
CVS MINUTE CLINIC DIAGNOSTIC MED GRP OF CA		13			13
CITY OF CLEARWATER EMPLOYEE HEALTH CENTER		4	9	69%	13
BAPTIST PRIMARY CARE PONTE VEDRA		7	6	46%	13
PREMIER LABORATORY SERVICES, LLC		5	8	62%	13
NATIONAL GENETICS INST LABCORP		4	9	69%	13
YORKVILLE PEDIATRIC URGENT CARE		13			13
DYNAMIC DNA LAB		1	12	92%	13
WORLD WRESTLING ENTERTAINMENT			13	100%	13
LEE COMMUNITY HEALTHCARE INC NORTH FORT MYERS		13			13
PARKWEST MEDICAL CENTER		11	2	15%	13
Hackensack Umc Mountainside		12	1	8%	13
INNOVATIVE RESEARCH OF WEST FLORIDA		10	3	23%	13
CVS MINUTE CLINIC DIAGNOSTIC OF TN #6044		11	2	15%	13
MINUTECLINIC DIAGNOSTIC OF TN, PC 6438		11	2	15%	13
MED TECH SERVICES OF PALM BEACH INC		13			13
PHELPS HOSPITAL LABORATORY		11	2	15%	13
KIDSWOOD PEDIATRICS CORP		5	8	62%	13
LIFE'S SPECIAL MOMENTS INC		13			13
MEDEXPRESS URGENT CARE - SEMINOLE SQUA		11	2	15%	13
BAYA URGENT CARE LLC		1	12	92%	13
MINUTECLINIC DIAGNOSTIC OF RHODE ISLAND		10	3	23%	13

COVID-19: testing by laboratory

Data through Mar 20, 2021 verified as of Mar 21, 2021 at 09:25 AM

Data in this report are provisional and subject to change.

The numbers in the table below represent the number of Florida and non-Florida residents for whom test results were received by the Department of Health. A person can be tested by more than one laboratory and can have both positive and negative results. **Therefore, the sum of the numbers in each column will be larger than the total number of people tested.**

Reporting lab	Inconclusive	Negative	Positive	Percent positive	Total
UNDERGROUND FREE CLINIC		13			13
LUCID DIAGNOSTICS LABS			13	100%	13
LEE COMMUNITY HEALTHCARE INC CAPE CORAL		13			13
CVS HEALTH, #3396		13			13
MINUTECLINIC, LLC, DBA MINUTECLINIC #6		13			13
MC DIAGNOSTIC OF CONNECTICUT, PC # 257		11	1	8%	12
MINUTE CLINIC DIAGNOSTIC OF SOUTH CAROLINA		9	3	25%	12
TMH PHYSICIAN PARTNERS - MONTICELLO		10	2	17%	12
MEDEXPRESS URGENT CARE - MONROE		12			12
LPG PRIMARY CARE AT CAPE CORAL PARKWAY		11	1	8%	12
FAMILY MEDICINE AT HUNTERS CREEK		12			12
West Gate Village, LLC		12			12
PRIMECARE AT PORT ORANGE			12	100%	12
LIFE CARE OF PORT SAINT LUCIE		3	9	75%	12
MEDEXPRESS URGENT CARE-ALTOONA		10	2	17%	12
MEDLABS DIAGNOSTICS		10	2	17%	12
CVS MINUTE CLINIC, LLC		10	2	17%	12
MONTEFIORE NYACK HOSPITAL AFFILIATED LABORATORY		11	1	8%	12
CVS NC187POCT CHARLOTTE		11	1	8%	12
BROOKDALE CITRUS			12	100%	12
GLEN OAKS HEALTH AND REHABILITATION CENTER			12	100%	12
DELIVER MY MEDS CORP		12			12
PANCARE HEALTH - WEWA ELEMENTARY			12	100%	12
GRAND VILLA OF MELBOURNE		10	2	17%	12
RUSSELL MEDICAL CENTER		11	1	8%	12
MI2297090CV HOLLAND-23D2189684		12			12
OHIO STATE UNIVERSITY MEDICAL CENTER			12	100%	12
SEBRING PEDIATRICS LLC			12	100%	12
CVS NC4165POCT BREVARD		6	6	50%	12
CARROLL GARDENS URGENT CARE		12			12
CVS NC2357POCT HUNTERSVILLE		10	2	17%	12
SENIOR HOME CARE INC		12			12
BAPTIST HEALTH			12	100%	12
BROWARD DIALYSIS			12	100%	12
VERITAS RESEARCH CORP			12	100%	12
GAMMA DIAGNOSTIC LAB LLC			12	100%	12
ST PETER'S UNIVERSITY HOSPITAL		9	3	25%	12
WOODLAND TOWERS		6	6	50%	12
THE PLAZA AT PARKSQUARE		12			12
WELLMED AT PORT ST LUCIE WEST		8	4	33%	12
SAMARITAN MEDICAL CENTER		12			12
NAPLES GREEN VILLAGE		12			12
CARE FAST MURABELLA		7	5	42%	12
LAB UNKNOWN		1	11	92%	12
LADY LAKE SPECIALTY CARE			12	100%	12
FHCP-PORT ORANGE		3	9	75%	12
URGENT CARE OF NEW YORK		12			12

COVID-19: testing by laboratory

Data through Mar 20, 2021 verified as of Mar 21, 2021 at 09:25 AM

Data in this report are provisional and subject to change.

The numbers in the table below represent the number of Florida and non-Florida residents for whom test results were received by the Department of Health. A person can be tested by more than one laboratory and can have both positive and negative results. **Therefore, the sum of the numbers in each column will be larger than the total number of people tested.**

Reporting lab	Inconclusive	Negative	Positive	Percent positive	Total
GEORGE W FERGUSON MD-CONCIERGE MEDICAL SERVICES PL		11	1	8%	12
MIRACLE ALF INC		12			12
HAVEN HOSPICE			12	100%	12
ORLANDO ORTHOPAEDIC OUTPATIENT SURGERY CENTER		8	4	33%	12
FAMILY MEDICINE AT LONGWOOD			12	100%	12
AVENTURA HOSPITAL AND MEDICAL CENTER			12	100%	12
GULF COAST MEDICAL GROUP		5	7	58%	12
SUWANNEE COUNTY JAIL		11	1	8%	12
SEWALLS POINT PHARMACY INC		11	1	8%	12
VILLA HEALTH NH LLC		10	2	17%	12
MEDEXPRESS URGENT CARE - CHRISTIANBURG		8	4	33%	12
ADVENTHEALTH MEDICAL GROUP CARE CLINIC AT		8	4	33%	12
ACADIAN DIAGNOSTIC LABORATORIES		8	4	33%	12
VA MEDICAL CENTER			12	100%	12
MERCY MEDICAL CENTER		5	7	58%	12
FAST PACE MEDICAL CLINIC PLLC		10	2	17%	12
ADVENT HEALTH MEDICAL GROUP FAMILY AND INTERNAL MEDICINE AT AVALON PAR		11	1	8%	12
COLLIER COUNTY HEALTH DEPT.		7	5	42%	12
METHODIST MEDICAL CENTER		9	3	25%	12
RED MOUNTAIN DIAGNOSTICS		12			12
SUMMIT ATLANTIC SURGERY CENTER		12			12
CULINARY INSTITUTE OF AMERICA STUDENT	3	9			12
ADVENTIST HEALTH SYSTEM		11	1	8%	12
MERIDIAN AT WATERWAYS, THE		10	2	17%	12
FLORIDA DEPT OF HEALTH		4	8	67%	12
SOMA MEDICAL CENTER, P.A.			12	100%	12
FLORIDA DEPARTMENT OF HEALTH WASHINGTON COUNTY		7	5	42%	12
APPLE DIAGNOSTICS LAB		5	7	58%	12
DEPARTMENT OF PUBLIC HEALTH		12			12
MINUTE CLINIC LLC #5733		12			12
IREPERTOIRE_MOL_LAB		12			12
MINUTE CLINIC DIAGNOSTIC OF TEXAS, LLC		12			12
CVS NY491POCT JACKSON HEIGHTS		12			12
MINUTECLINIC DIAGNOSTIC OF TN, PC 4992		12			12
LEHIGH VALLEY HOSPITAL		3	9	75%	12
LEON CHD		12			12
AVALON FAMILY RESORT ASSISTED LIVING LLC		12			12
CVS TX8321POCT MCKINNEY		12			12
ORMOND MEDICAL ARTS		3	9	75%	12
MC DIAGNOSTIC OF CONNECTICUT PC #459		12			12
KINGS BAY PEDIATRICS LLC		7	4	36%	11
ASSOCIATES MD CYPRESS CREEK			11	100%	11
GRAND VILLA OF DELRAY EAST		11			11
NIGHT LITE PEDIATRICS CENTER, LLC		1	10	91%	11
IGENEX INC		11			11
MEDICAL CENTER AFFILIATES WEST PALM			11	100%	11
DOC PAM PA		10	1	9%	11

COVID-19: testing by laboratory

Data through Mar 20, 2021 verified as of Mar 21, 2021 at 09:25 AM

Data in this report are provisional and subject to change.

The numbers in the table below represent the number of Florida and non-Florida residents for whom test results were received by the Department of Health. A person can be tested by more than one laboratory and can have both positive and negative results. **Therefore, the sum of the numbers in each column will be larger than the total number of people tested.**

Reporting lab	Inconclusive	Negative	Positive	Percent positive	Total
GENESIS		7	4	36%	11
HEALTH NETWORK LABORATORIES		7	4	36%	11
WATSON HEALTHCARE		8	3	27%	11
CARLOS PORTU MD, PLLC			11	100%	11
CVS MINUTE CLINIC DIAGNOSTIC OF VIRGINIA		11			11
VIRTUA WEST JERSEY HOSPITAL VOORHEES		9	2	18%	11
WANTAGH URGENT CARE		8	3	27%	11
BRIDGE DIAGNOSTICS			11	100%	11
CONSULATE HEALTH CARE OF PENSACOLA			11	100%	11
WINTER PARK CARE AND REHABILITATION			11	100%	11
CVS CA9165POCT SAN DIEGO		11			11
ADVENTIST HEALTH SYSTEM FLORIDA DEPT OF HEALTH		7	4	36%	11
St Joseph's Hospital & Medical Center		10	1	9%	11
URGENT TEAM MANAGEMENT OF TENNESSEE		10	1	9%	11
ATMORE NURSING CENTER		10	1	9%	11
ILLINOIS DEPT OF PUBLIC HEALTH LAB - SPRINGFIELD			11	100%	11
BRONSON FIRE DEPARTMENT		11			11
AZALEA HEALTH		2	9	82%	11
MEYER PEDIATRICS CHTD		11			11
MINUTECLINIC, LLC #4507		10	1	9%	11
TELEVISIT PALM BAY FAMILY PRACTICE		9	2	18%	11
VIBRANT AMERICA		9	2	18%	11
MINUTECLINIC LLC (1435)		10	1	9%	11
ALCOVE ASSISTED LIVING FACILITY		11			11
ORANGE PARK PEDIATRIC ASSOCIATES		1	10	91%	11
PRIMECARE ACQUISITION FAMILY PRACTICE INC		11			11
CROSSROADS URGENT CARE, PLLC		11			11
JOHN W NORRIS III MD PA	1		10	91%	11
GUIDEWELL EMERGENCY MEDICINE DOCTORS LLC #33		6	5	45%	11
MEDEXPRESS URGENT CARE MONACA		11			11
Solaris Healthcare Pensacola			11	100%	11
ACCENTCARE		11			11
MINUTECLINIC INCORPORATE, LLC		9	2	18%	11
Rosewood Healthcare and Rehabilitation Center		5	6	55%	11
UMHC/SYLVESTER AT KENDALL		1	10	91%	11
UNIVERSITY CENTRA CARE		10	1	9%	11
BIOTECH CLINICAL LABORATORIES, INC.		1	10	91%	11
MINUTECLINIC DIAGNOSTIC OF SC, LLC #2		10	1	9%	11
MINUTECLINIC DIAGNOSTIC OF TN PC #6415		10	1	9%	11
NORTH OKALOOSA PHYSICIAN GROUP		10	1	9%	11
CARENOW URGENT CARE-DONELSON		8	3	27%	11
St. Annes Nursing Center, St. Annes Residence, Inc.		11			11
TROPICANA		5	6	55%	11
MOUNT DORA PEDIATRICS		9	2	18%	11
PALM BEACH PATHOLOGY		9	2	18%	11
MINUTECLINIC DIAGNOSTIC OF NORTH CAROLINA, PC		10	1	9%	11
JOHNS HOPKINS MEDICAL LABORATORIES		1	10	91%	11

COVID-19: testing by laboratory

Data through Mar 20, 2021 verified as of Mar 21, 2021 at 09:25 AM

Data in this report are provisional and subject to change.

The numbers in the table below represent the number of Florida and non-Florida residents for whom test results were received by the Department of Health. A person can be tested by more than one laboratory and can have both positive and negative results. **Therefore, the sum of the numbers in each column will be larger than the total number of people tested.**

Reporting lab	Inconclusive	Negative	Positive	Percent positive	Total
ANYLABTEST NOW		4	7	64%	11
VITAS HEALTH INC		5	6	55%	11
THE TERRACE OF SAINT CLOUD		9	2	18%	11
DHMD		11			11
PRIME MEDICAL CARE, LLC		11			11
MINUTECLINIC DIAGNOSTIC OF NEW MEXICO		11			11
CLEVELAND TENNESSEE HOSPITAL COMPANY		10	1	9%	11
MINUTECLINIC, LLC #1492		11			11
LONGWOOD PEDIATRICS LLC			11	100%	11
J AND J VISTAKON EMPLOYEE HEALTH CENTER		10	1	9%	11
SEMORAN FAMILY HEALTH LLC		10	1	9%	11
CARINGTON MANOR		11			11
MEDEXPRESS URGENT CARE - BENTON HARBOR		11			11
MINUTECLINIC, LLC #244		10	1	9%	11
PHYSICIANS REGIONAL MEDICAL CTR - COLLIER BLVD			11	100%	11
EVIVIA		11			11
CARENOW URGENT CARE-HERMITAGE		7	4	36%	11
APPALACHIAN REGIONAL HEALTHCARE SYSTEM		10	1	9%	11
MAIMONIDES MEDICAL CENTER		8	3	27%	11
PINELLAS COUNTY HEALTH DEPARTMENT		2	9	82%	11
CREATIVE TESTING SOLUTIONS		4	7	64%	11
MINUTECLINIC DIAGNOSTIC OF ILLINOIS LL		9	2	18%	11
AIM LABORATORIES			11	100%	11
LANE PEDIATRICS PA		1	10	91%	11
MINUTECLINIC DIAGNOSTIC OF PA, LLC (1036)		9	2	18%	11
WELLMED AT SOUTH PARSONS		9	2	18%	11
HNL LAB MEDICINE		8	3	27%	11
REDMED CLINIC OF ARLINGTON		10	1	9%	11
GENOPTIX MEDICAL LABORATORY		10	1	9%	11
MHHS All Lab Subsection		11			11
ELITE HOME HEALTH SERVICES		11			11
45TH 1		11			11
DMH STEINHATCHEE FAMILY MEDICINE		8	3	27%	11
LPG PRIMARY CARE AT MATTHEW DRIVE		11			11
FLORIDA HOSPITAL PHYSICIAN GROUP		3	8	73%	11
NEW JERSEY DEPARTMENT OF HEALTH COMMUNICABLE DISEASE SERVICE		3	7	70%	10
MINUTECLINIC DIAGNOSTIC OF VIRGINIA, LLC #1416		9	1	10%	10
GLADES COUNTY DETENTION CENTER		1	9	90%	10
BAYONET POINT HOSPITAL			10	100%	10
MINUTECLINIC DIAGNOSTIC OF OKLAHOMA		8	2	20%	10
PALM BEACH CDH - DELRAY BEACH			10	100%	10
PBC PREMIER FAMILY HEALTH			10	100%	10
CVS MINUTE CLINIC DIAGNOSTIC OF TN #3293		10			10
WESTPAC LABS INC	1		9	90%	10
EMERGENCY MEDICAL CENTER		4	6	60%	10
BOCA RATON REGIONAL HOSPITAL LAB			10	100%	10
ST MARYS MEDICAL CENTER			10	100%	10

COVID-19: testing by laboratory

Data through Mar 20, 2021 verified as of Mar 21, 2021 at 09:25 AM

Data in this report are provisional and subject to change.

The numbers in the table below represent the number of Florida and non-Florida residents for whom test results were received by the Department of Health. A person can be tested by more than one laboratory and can have both positive and negative results. **Therefore, the sum of the numbers in each column will be larger than the total number of people tested.**

Reporting lab	Inconclusive	Negative	Positive	Percent positive	Total
HAWTHORNE INN OF LAKE LAND		10			10
MOLECULAR PATHOLOGY LABORATORY			10	100%	10
Avalon Healthcare and Rehabilitation Center			10	100%	10
INTEGRATED FAMILY MEDICAL CENTER			10	100%	10
ISLAND COAST PEDIATRICS IN-HOUSE LAB		10			10
ACCESS PHARMACY		10			10
AHMG SURGICAL SPECIALIST		10			10
AFC URGENT CARE - CEDAR GROVE		10			10
MEDEX REGIONAL LABORATORIES LLC		1	9	90%	10
CBC LAB		3	7	70%	10
NOT INDICATED		1	9	90%	10
MEDEXPRESS URGENT CARE PARKERSBURG		8	2	20%	10
FLEMING ISLAND CENTER FOR CLINICAL RESEARCH		10			10
RHODE ISLAND DEPARTMENT OF HEALTH			10	100%	10
CVS MINUTE CLINIC DIAGNOSTIC PA #3060		9	1	10%	10
NEMOURS CHILDREN'S URGENT			10	100%	10
SAVANNAH MANOR ASSISTED LIVING COMMUNITY			10	100%	10
LAKE BALDWIN CBOC		9	1	10%	10
KEY WEST URGENT CARE, INC		3	7	70%	10
Signature Healthcare of Savannah		10			10
ARBORS OF GULF BREEZE, THE		8	2	20%	10
PANCARE HEALTH - VERNON ELEMENTARY			10	100%	10
LEE PHYSICIAN GROUP COLLEGE POINT		10			10
NATURE COAST REGIONAL MEDICAL CENTER		1	9	90%	10
URGENT CARE & FAMILY PRACTICE CENTER			10	100%	10
Westchester General Hospital			10	100%	10
HCR MANORCARE		10			10
METHODIST HOSPITAL			10	100%	10
MEDEXPRESS URGENT CARE - WINCHESTER GATEWAY		8	2	20%	10
MEDEXPRESS URGENT CARE - BEECH GROVE		9	1	10%	10
KIDSVILLE PEDIATRICS			10	100%	10
COMMUNITY HEALTH CENTER		2	8	80%	10
GRACE COMMUNITY PHARMACY			10	100%	10
BROWARD HEALTH CARE			10	100%	10
AMERICAN HOUSE FORT MYERS		10			10
BEAUMONT LABORATORY			10	100%	10
Maury Regional Hospital		6	4	40%	10
NEW YORK PRESBYTERIAN - LOWER MANHATTAN		10			10
DES PLAINES CLINICAL LAB		3	7	70%	10
ORLANDO MEDICAL CENTER PL		1	9	90%	10
COLLIER HMA PHYSICIAN MANAGEMENT, LLC		2	8	80%	10
MEDEXPRESS URGENT CARE - PANTOPS		9	1	10%	10
BELLE GLADES HEALTH CLINIC			10	100%	10
THE MARY IMOGENE BASSETT HOSPITAL		10			10
LUXOR SCIENTIFIC LLC		1	9	90%	10
ONEIDA HEALTHCARE CENTER		8	2	20%	10
SUPERIOR RESIDENCES OF CLERMONT		2	8	80%	10

COVID-19: testing by laboratory

Data through Mar 20, 2021 verified as of Mar 21, 2021 at 09:25 AM

Data in this report are provisional and subject to change.

The numbers in the table below represent the number of Florida and non-Florida residents for whom test results were received by the Department of Health. A person can be tested by more than one laboratory and can have both positive and negative results. **Therefore, the sum of the numbers in each column will be larger than the total number of people tested.**

Reporting lab	Inconclusive	Negative	Positive	Percent positive	Total
HIRAM COLLEGE HEALTH CENTER (ABBOTT)		10			10
VIGILINT HEALTHCARE		8	2	20%	10
MISSOURI DEPARTMENT OF HEALTH AND SENIOR SERVICES			10	100%	10
GRAND AVE PHARMACY		1	9	90%	10
MINUTE CLINIC LLC #2775		9	1	10%	10
KEY TRAINING CENTER			10	100%	10
MEDEXPRESS URGENT CARE - SALEM		6	4	40%	10
TINA'S ASSISTED LIVING FACILITY CORP		10			10
VETERNANS ADMINISTRATION			10	100%	10
BAYSIDE LABORATORIES INC		10			10
VITALANT		1	9	90%	10
PERSONAL PEDIATRICS PA		7	3	30%	10
LAKE CO SCHOOLS EMPLOYEE HEALTH & WELLNESS CENTER	1	7	2	20%	10
ALABAMA DEPARTMENT OF PUBLIC HEALTH		1	9	90%	10
ST JOSEPH WOMENS HOSPITAL			10	100%	10
LAKE NONA MEDICAL SERVICES		3	7	70%	10
BROOKDALE PANAMA CITY		9	1	10%	10
VENICE GREEN VILLAGE		3	7	70%	10
PEPIN ACADEMIES-PASCO		10			10
CENTRAL JERSEY URGENT CARE OF EATONTOW		9	1	10%	10
SAMARITAN HOSPITAL LABORATORY		9	1	10%	10
CVS PA6902POCT BRYN MAWR		8	2	20%	10
ALACHUA			10	100%	10
MEDI-DRUG INC		9	1	10%	10
CARENOW URGENT CARE - EAST NASHVILLE		8	2	20%	10
CHILDREN'S HEALTHCARE OF ATLANTA/EGLESTON		10			10
CORONA PATHOLOGY		10			10
MINUTECLINIC, LLC, DBA MINUTECLINIC #2		9	1	10%	10
MEDICAL LABORATORY DIAGNOSTICS			10	100%	10
CVS MINUTE CLINIC DIAGNOSTIC		9	1	10%	10
MEDEXPRESS URGENT CARE CHARLESTON		6	4	40%	10
MAINSTREET FAMILY CARE			10	100%	10
RICHMOND UNIVERSITY MEDICAL CENTER		8	2	20%	10
MOSOLF PEDIATRICS			10	100%	10
RPC@HODGES		2	8	80%	10
TENNESSEE DEPARTMENT OF HEALTH (TDH) - CENTRAL LABORATORY		2	8	80%	10
MONROE COUNTY HOSPITAL		7	3	30%	10
CVS MINUTE CLINIC DIAGNOSTIC OF TEXAS,LLC		8	2	20%	10
MC DIAGNOSTIC OF CONNECTICUT, PC #1966		10			10
PRORENATA LABS		2	8	80%	10
PLYMOUTH HARBOR INCORPORATED		9	1	10%	10
HIGH TOWER ALF LLC		9	1	10%	10
FAMILY HEALTH CENTER AT PORT ST JOHN		4	6	60%	10
PHASE2 LABS	2	6	2	20%	10
ST CLOUD COMPOUNDING PHARMACY & WELLNESS CENTER		9	1	10%	10
MEDEXPRESS URGENT CARE-KATY		7	3	30%	10
VASCONCELLO COHEN MD PA		9	1	10%	10

COVID-19: testing by laboratory

Data through Mar 20, 2021 verified as of Mar 21, 2021 at 09:25 AM

Data in this report are provisional and subject to change.

The numbers in the table below represent the number of Florida and non-Florida residents for whom test results were received by the Department of Health. A person can be tested by more than one laboratory and can have both positive and negative results. **Therefore, the sum of the numbers in each column will be larger than the total number of people tested.**

Reporting lab	Inconclusive	Negative	Positive	Percent positive	Total
NORTON HEALTHCARE			10	100%	10
URGENT CARE CENTER AT PINNACLE		4	6	60%	10
PEDIATRIC HEALTH CARE ALLIANCE			9	100%	9
UNIVERSITY MEDICAL CENTER		8	1	11%	9
MEDEXPRESS URGENT CARE - SWANSEA, N ILLINOIS ST		8	1	11%	9
CVS MINUTE CLINIC DIAG OF IND, LLC #6549		9			9
MINUTECLINIC #8760		9			9
MINUTECLINIC DIAGNOSTIC OF NEW JERSEY,		8	1	11%	9
ADVENTHEALTH MEDICAL GROUP PEDIATRIC & ADOLESCENT		8	1	11%	9
WINDSOR OF SAN PABLO, THE		6	3	33%	9
ROSEMONT GARDENS INC		9			9
LOREY ALF		9			9
MINUTE-CLINIC DIAGNOSTIC OF VIRGINIA, LLC		9			9
WADSWORTH CENTER - DAVID AXELROD INSTITUTE		8	1	11%	9
CHILDREN'S HEALTH CENTER INC.		7	2	22%	9
CVS TX10016POCT PRINCETON		9			9
UCARE			9	100%	9
CVS MO8590POCT KANSAS CITY		5	4	44%	9
BERRYHILL MANOR		9			9
MINUTECLINIC, LLC #4682		5	4	44%	9
MEDEXPRESS URGENT CARE-LATROBE		9			9
PRECISION GENETICS			9	100%	9
MINUTECLINIC DIAGNOSTICS OF IND, LLC		9			9
ASSOCIATES IN MEDICINE		7	2	22%	9
RIVERVIEW REGIONAL MEDICAL CENTER		7	2	22%	9
PENSACOLA CLUSTER			9	100%	9
GOOD SAMARITAN MEDICAL CENTER			9	100%	9
ST JUDE LABORATORIES		7	2	22%	9
CARENOW URGENT CARE-GREEN HILLS		9			9
VILLAGE PLACE HEALTH AND REHAB		9			9
WESTERN NEW YORK IMMEDIATE MEDICAL CAR		9			9
MINUTE CLINIC INCORPORTE		9			9
WINTER PARK INTERNAL MEDICINE MD PA		7	2	22%	9
DR PHILLIPS MEDICAL WELLNESS CENTER		9			9
MINUTECLINIC DIAGNOSTIC OF NEW JERSEY, LLC # 7069		9			9
CVS NJ617POCT CEDAR GROVE		8	1	11%	9
SOMA MEDICAL CENTER PA #4			9	100%	9
MINUTE CLINIC DIAGNOSTIC OF SC, LLC #42		8	1	11%	9
CITY OF SANFORD EMPLOYEE HEALTH AND		9			9
PATEL MEDICAL VENTURES		8	1	11%	9
UHEALTH UNIVERSITY OF MIAMI			9	100%	9
ALLIANCE HEALTH AND REHABILITATION CENTER		9			9
ST VINCENT'S ST CLAIR		6	3	33%	9
ROSECASTLE			9	100%	9
MINUTECLINIC DIAGNOSTIC OF TN PC #242		6	3	33%	9
DYNAMIC HEALTH CENTERS INC		5	4	44%	9
MINUTECLINIC, LLC #1470		9			9

COVID-19: testing by laboratory

Data through Mar 20, 2021 verified as of Mar 21, 2021 at 09:25 AM

Data in this report are provisional and subject to change.

The numbers in the table below represent the number of Florida and non-Florida residents for whom test results were received by the Department of Health. A person can be tested by more than one laboratory and can have both positive and negative results. **Therefore, the sum of the numbers in each column will be larger than the total number of people tested.**

Reporting lab	Inconclusive	Negative	Positive	Percent positive	Total
NEW HAMPSHIRE DEPARTMENT OF HEALTH AND HUMAN SERVICES		3	6	67%	9
LAKEVIEW HEALTH SYSTEMS			9	100%	9
BUENA VIDA ESTATES			9	100%	9
GCPM MANUAL MICROBIOLOGY		1	8	89%	9
UNIVERSITY HOSPITALS OF CLEVELAND		5	4	44%	9
COLLIER BLVD HMA PHYSICIAN MANAGEMENT,, LLC			9	100%	9
CVS SC7556POCT WEST COLUMBIA		9			9
FLORIDA MENTOR		7	2	22%	9
INSPIRED LIVING AT PALM BAY		7	2	22%	9
ENCORE AT BOCA RATON, THE			9	100%	9
MOBILE RESPONSE DIAGNOSTICS LLC		8	1	11%	9
OMNI			9	100%	9
ANY LAB TEST NOW INC			9	100%	9
LAWRENCE TECHNOLOGICAL UNIVERSITY		9			9
LAKE NONA MEDICAL SERVICE LLC		9			9
PALM BAY URGENT CARE PL		1	8	89%	9
MINUTE-CLINIC DIAGNOSTIC OF VIRGINIA, LLC #2003		6	3	33%	9
Fouraker Hills Rehab and Nursing			9	100%	9
NEMOURS CHILDREN'S PRIMARY CARE VERO BEACH			9	100%	9
FAMILY PRACTICE OF DAVIE INC			9	100%	9
MINUTECLINIC DIAGNOSTIC OF NORTH CAROLINA PC #5341		6	3	33%	9
WESTCHESTER GENERAL HOSPITAL BLOOD GAS LAB			9	100%	9
MINUTECLINIC, LLC, DBA MINUTECLINIC #6106		7	2	22%	9
MEDLAB INC		9			9
DAVID LAWRENCE CENTER INC		7	2	22%	9
CVS MINUTE CLINIC DIAGNOSTIC OF TEXAS, LLC		9			9
ENCOMPASS HOME HEALTH OF THE SOUTHEAST LLC□		9			9
MINUTECLINIC, LLC, MINUTECLINIC #7637		7	2	22%	9
Consulate Health Care of Brandon		7	2	22%	9
LIFELINK TISSUE BANK D/B/A LIFELINK TISSUE BANK		8	1	11%	9
CVS PHARMACY NO 274		9			9
PREMIUM HEALTH CARE			9	100%	9
MINUTE CLINIC LLC # 2033		8	1	11%	9
GRAND VILLA OF PALM COAST		9			9
CHEMISYS LABORATORIES		1	8	89%	9
UF HEALTH		1	8	89%	9
NITIN BAWA PROFESSIONAL ASSOCIATES			9	100%	9
REMISE OCCUPATIONAL HEALTH SOLUTIONS INC			9	100%	9
MICHIGAN DEPARTMENT OF COMMUNITY HEALTH		1	8	89%	9
JOHNS HOPKINS ALL CHILDRENS			9	100%	9
IMMUNOGENOMICS LLC		6	3	33%	9
MIDMICHIGAN MEDICAL CENTER			9	100%	9
NIGHT LITE PEDIATRICS CENTER		1	8	89%	9
MAGNOLIA MANOR			9	100%	9
PINELLAS PARK FIRE DEPARTMENT		9			9
FLORIDA HOSPITAL WINTER PARK		7	2	22%	9
BRENNITY AT VERO BEACH, THE			9	100%	9

COVID-19: testing by laboratory

Data through Mar 20, 2021 verified as of Mar 21, 2021 at 09:25 AM

Data in this report are provisional and subject to change.

The numbers in the table below represent the number of Florida and non-Florida residents for whom test results were received by the Department of Health. A person can be tested by more than one laboratory and can have both positive and negative results. **Therefore, the sum of the numbers in each column will be larger than the total number of people tested.**

Reporting lab	Inconclusive	Negative	Positive	Percent positive	Total
BAYFRONT HEALTH ST PETERSBURG		8	1	11%	9
NASCAR EVENT MANAGEMENT, LLC		9			9
MINUTE CLINIC LLC #1448		8	1	11%	9
CLAYMED OF NORTH FLORIDA			9	100%	9
Manor Care of Dunedin		6	3	33%	9
CVS TN5601POCT LENOIR CITY		9			9
OPTUM SILVER LAKES			9	100%	9
VETERANS AFFAIRS MEDICAL CENTER - OUTPATIENT			9	100%	9
ORLANDO HEALTH PHYSICIAN ASSOCIATES		4	5	56%	9
OUR HOME AT BEACON HILL			9	100%	9
CITY OF LAKE MARY EMPLOYEE HEALTH CENTER		7	2	22%	9
FLORIDA CENTER FOR DERMATOLOGY LABORATORY			9	100%	9
PUTNAM FAMILY CARE INC		3	6	67%	9
WINDSOR OF GAINESVILLE		9			9
ST VINCENT'S CHILTON		7	2	22%	9
MINUTECLINIC DIAGNOSTIC OF MINNESOTA		9			9
ILLINOIS DEPARTMENT OF PUBLIC HEALTH		1	8	89%	9
MINUTE CLINIC DIAGNOSTIC OF TN PC #64		9			9
CARENOW URGENT CARE-MT JULIET		8	1	11%	9
MINUTECLINIC DIAGNOSTIC OF TN PC #5671		5	4	44%	9
NORTHSHORE UNIVERSITY HEALTHSYSTEM EVANSTON HOSPITAL LAB			9	100%	9
NORTHWEST FLORIDA COMMUNITY HOSPITAL LABORATORY		8	1	11%	9
MD NOW MEDICAL CENTERS, INC.		7	2	22%	9
FLORIDA KEYS CONCIERGE MEDICINE, LLC		6	2	25%	8
TAMPA URGENT CARE			8	100%	8
JUPITER CLINIC			8	100%	8
VENICE REGIONAL MEDICAL CENTER			8	100%	8
MEDEXPRESS URGENT CARE - CLARKSBURG		7	1	13%	8
ELLIS HOSPITAL LABORATORY		7	1	13%	8
BIOTECH PHARMACEUTICAL GROUP LLC			8	100%	8
JX REF LAB			8	100%	8
MEDEXPRESS URGENT CARE - MAPLE DRIVE		7	1	13%	8
SURGOINSVILLE PHARMACY		8			8
MINUTECLINIC DIAGNOSTIC OF TN PC #386		7	1	13%	8
PACIFICA SUNRISE☐			8	100%	8
JACKSON CLINIC PA,THE		4	4	50%	8
GOLISANO CHILDREN'S HOSPITAL OF SOUTHWEST FLORIDA		6	2	25%	8
INTERNAL MEDICINE AND AESTHETICS OF NAPLES LLC		8			8
TRUE HEALTH		5	3	38%	8
WALGREEN #6538		8			8
DOH-TAMPA BRANCH LABORATORY (MLK BLVD)		4	4	50%	8
CVS CT1123POCT SOUTHBURY		8			8
VENICE REGIONAL BAYFRONT HEALTH			8	100%	8
DORAL URGENT CARE			8	100%	8
GENEUS DIAGNOSTICS			8	100%	8
CVS MINUTE CLINIC, LLC #22		7	1	13%	8
WHITE SANDS OUTPATIENT SERVICES (WSOP SERVICES LLC		8			8

COVID-19: testing by laboratory

Data through Mar 20, 2021 verified as of Mar 21, 2021 at 09:25 AM

Data in this report are provisional and subject to change.

The numbers in the table below represent the number of Florida and non-Florida residents for whom test results were received by the Department of Health. A person can be tested by more than one laboratory and can have both positive and negative results. **Therefore, the sum of the numbers in each column will be larger than the total number of people tested.**

Reporting lab	Inconclusive	Negative	Positive	Percent positive	Total
MAGNOLIA PEDIATRICS GROUP LLC			8	100%	8
MINUTECLINIC DIAGNOSTIC OF TN PC #240		7	1	13%	8
LAKE CONWAY URGENT CARE LLC		2	6	75%	8
MEDEXPRESS URGENT CARE - CULPEPER		8			8
DOH JACKSONVILLE CENTRAL LABORATORY		3	5	63%	8
JOHN T MATHER MEMORIAL HOSPITAL LABORATORY		7	1	13%	8
MINUTECLINIC #2860		6	2	25%	8
THE WOLFF CENTER FOR CHILD & ADOLESCENT HEALTH			8	100%	8
MEDEXPRESS URGENT CARE - BATTLE CREEK		5	3	38%	8
CVS PA1671POCT LANCASTER		8			8
WALK-IN MEDICAL CARE			8	100%	8
PALMS WEST HOSPITAL			8	100%	8
CONSULATE HEALTH CARE		7	1	13%	8
FLORIDA CLINICAL LAB		1	7	88%	8
SELECT PHYSICIANS ALLIANCE PL		8			8
MINUTECLINIC DIAGNOSTIC OF OHIO #7790		6	2	25%	8
CAYUGA COUNTY HEALTH DEPARTMENT		7	1	13%	8
VAIL VALLEY MEDICAL CENTER			8	100%	8
MONTEFIORE MEDICAL CENTER LABORATORIES - NORTH		8			8
CAN COMMUNITY HEALTH, INC		8			8
MODMD LABORATORY		8			8
MINUTECLINIC DIAG OF IND, LLC #2387		7	1	13%	8
CVS NC5591POCT STATESVILLE		7	1	13%	8
BAPTIST OUTPATIENT			8	100%	8
APEX HOME HEALTH CARE		7	1	13%	8
BARTON PARKER OD PC		8			8
ORMOND BEACH CENTRA CARE			8	100%	8
HEALTHMARK REGIONAL HOSPITAL LAB		4	4	50%	8
EXPRESS TEST			8	100%	8
CLEARWATER PEDIATRIC CARE		1	7	88%	8
SUMTER COUNTY HEALTH DEPARTMENT		3	5	63%	8
OSWEGO HOSPITAL LABORATORY		7	1	13%	8
MC DIAGNOSTIC OF CONNECTICUT, PC #1043		8			8
MEDEXPRESS URGENT CARE - FORT WORTH S		7	1	13%	8
LEMOYNE COLLEGE WELLNESS CENTER FOR		8			8
LIFE CARE CITRUS COUNTY			8	100%	8
ST CLOUD PHYSICIAN MANAGMENT LLC		7	1	13%	8
IU HEALTH PATHOLOGY		1	7	88%	8
MEDEXPRESS URGENT CARE, BUTLER		5	3	38%	8
NORTH PINELLAS CHILDRENS MEDICAL CENTER INC			8	100%	8
FLORIDA HEART AND VASCULAR MULTISPECIALTY GROUP		8			8
HUNTINGTON VILLAGE URGENT CARE		8			8
DIAGNOSTIC CLINIC		7	1	13%	8
ALBION COLLEGE (ABBOTT)		8			8
HOLY NAME MEDICAL CENTER	1	6	1	13%	8
CARDIOTHORACIC SURGERY OF HYDE PARK			8	100%	8
FHPG_EXP CARE W HILLSBOROUGH			8	100%	8

COVID-19: testing by laboratory

Data through Mar 20, 2021 verified as of Mar 21, 2021 at 09:25 AM

Data in this report are provisional and subject to change.

The numbers in the table below represent the number of Florida and non-Florida residents for whom test results were received by the Department of Health. A person can be tested by more than one laboratory and can have both positive and negative results. **Therefore, the sum of the numbers in each column will be larger than the total number of people tested.**

Reporting lab	Inconclusive	Negative	Positive	Percent positive	Total
PALM BEACH COUNTY HEALTH DEPARTMENT LABORATORY			8	100%	8
BLOOMINGDALE PEDIATRIC ASSOCIATES PA			8	100%	8
CARE ATC - CITY OF BOYNTON BEACH	1	2	5	63%	8
UNIVERSITY OF MIAMI MILLER SCHOOL OF MEDICINE			8	100%	8
ADVANCED RESEARCH FOR HEALTH IMPROVEMENT		6	2	25%	8
BEAUMONT EMERGENCY CENTER			8	100%	8
ST. PETERSBURG PEDIATRICS			8	100%	8
NORTHSIDE HOSPITAL ATLANTA		3	5	63%	8
CVS HEALTH, #2043		8			8
THOMAS JEFFERSON UNIVERSITY HOSPITAL		4	4	50%	8
MEDEXPRESS URGENT CARE - TARENTUM		6	2	25%	8
BLOOMING GARDENS OF CARE INC		8			8
MINUTECLINIC DIAG OF IND, LLC #6697		8			8
DOCTOR'S IN-HOUSE LAB/COMMUNITY HEALTH CENTERS OF PINELLAS - CLEARWATE			8	100%	8
SOUTHEASTERN PEDIATRIC ASSOCIATES			8	100%	8
FHCP-ORANGE CITY			8	100%	8
DIXITKUMAR N MODI MD PA			8	100%	8
CVS NC3319POCT CHARLOTTE		6	2	25%	8
CIAN DIAGNOSTICS			8	100%	8
ROBERT WOOD JOHNSON HOSPITAL		7	1	13%	8
MEDEXPRESS ELKINS		8			8
INTERNAL MEDICINE ASSOCIATES OF JACKSON HOSPITAL			8	100%	8
WILLIAMSBURGH CHAI CARE		7	1	13%	8
BENSONHURST URGENT CARE		8			8
MID-HUDSON VALLEY DIVISION OF WESTCHESTER MEDICAL		8			8
NORTHSIDE HOSPITAL		2	6	75%	8
ETHOS LABORATORIES		7	1	13%	8
MED & CO INVESTMENT LLC		7	1	13%	8
PUTNAM COUNTY EMERGENCY RESCUE SERVICE		5	3	38%	8
HARBORCHASE OF DR PHILLIPS		7	1	13%	8
ALLEGRO - TAMPA	1	4	3	38%	8
ST LUKES ROOSEVELT LABORATORY		7	1	13%	8
DSI MANAGEMENT LLC		8			8
MINUTECLINIC, LLC #05038		8			8
ATLANTIC CONSOLIDATED LABORATORY		8			8
MARQUESA MEDICAL		7	1	13%	8
SEA LEVEL LABS			8	100%	8
DOTHAN PEDIATRIC CLINIC			8	100%	8
SOMA MEDICAL CENTER MD PA #7 PEDIATRICS			8	100%	8
MINUTE CLINIC DIAGNOSTIC OF MICHIGAN PC		8			8
X-GENE MOLECULAR LABS		1	7	88%	8
SYLVESTER AT PLANTATION LABORATORY		7	1	13%	8
HEALTHPARK MEDICAL CTR NURSING SVC		8			8
OKLAHOMA STATE DEPARTMENT OF HEALTH-PUBLIC HEALTH LABORATORY			8	100%	8
PASSPORT HEALTH			8	100%	8
FOUNTAINVIEW BY FIVE STAR QUALITY CARE		7	1	13%	8
ST. JOSEPH HOSPITAL AND HEALTH CARE INC.			8	100%	8

COVID-19: testing by laboratory

Data through Mar 20, 2021 verified as of Mar 21, 2021 at 09:25 AM

Data in this report are provisional and subject to change.

The numbers in the table below represent the number of Florida and non-Florida residents for whom test results were received by the Department of Health. A person can be tested by more than one laboratory and can have both positive and negative results. **Therefore, the sum of the numbers in each column will be larger than the total number of people tested.**

Reporting lab	Inconclusive	Negative	Positive	Percent positive	Total
ALACHUA COUNTY HEALTH DEPARTMENT		1	7	88%	8
Sunset Lake Health and Rehabilitation Center		8			8
WELLIGENT		1	7	88%	8
ALLINA HEALTH - ABBOTT NORTHWESTERN HOSPITAL		5	3	38%	8
MEDICANA NURSING AND REHAB CENTER			8	100%	8
MINUTE CLINIC LLC #5706		7	1	13%	8
CURATIVE		1	7	88%	8
MINUTECLINIC DIAGNOSTIC OF VIRGINIA		8			8
CIGNA ONSITE HEALTH LLC		2	6	75%	8
STPET		6	2	25%	8
CVS MINUTE CLINIC DIAGNOSTIC OF NEW JERSEY		8			8
DOCTOR'S IN HOUSE LAB			8	100%	8
CVS HEALTH MINUTE CLINIC		1	7	88%	8
GENE STREET LABORATORIES, LLC		6	2	25%	8
MEDEXPRESS URGENT CARE - WASHINGTON		6	2	25%	8
DEPARTMENT OF HEALTH- CITRUS COUNTY		1	7	88%	8
MIAMI COMPREHENSIVE MEDICINE GROUP PA		4	4	50%	8
LAB UNKNOW		6	2	25%	8
SUNCREST OMNI		8			8
ARCHBOLD MEMORIAL HOSPITAL/LAB		3	5	63%	8
CAREPOINT CLINIC		5	3	38%	8
WALGREENS #10972	1	7			8
Nashville Central Laboratory		8			8
CAPRONA GROUP HOME		2	6	75%	8
NEOGENOMICS LABORATORIES, INC		8			8
WATERFORD AT CREEKSIDE, THE			8	100%	8
ST CHARLES HOSPITAL LABORATORY		8			8
EXECUTIVE MEDICAL SERVICES		8			8
MINUTE CLINIC LLC #10203		6	2	25%	8
LPG PRIMARY CARE AT COLONIAL CENTER DRIVE		7	1	13%	8
PBC FOUND CARE INC			7	100%	7
MEDEXPRESS URGENT CARE - MIDLOTHIAN		6	1	14%	7
MINUTECLINIC DIAGNOSTIC OF MAINE, LLC		5	2	29%	7
CVS TX8351POCT BEAUMONT		6	1	14%	7
BOCA BIOLISTICS LLC			7	100%	7
Baptist Village Retirement Communities		7			7
SCHOOL OF PHARMACY AND PHARMACEUTICAL		7			7
PANCARE HEALTH - HOSFORD SCHOOL			7	100%	7
MINUTECLINIC, LLC #03965		7			7
WILDLIGHT LAB			7	100%	7
CITY OF TALLAHASSEE		7			7
FLORIDA HOSPITAL KISSIMMEE		4	3	43%	7
SUPREME LABORATORY			7	100%	7
MEDEXPRESS URGENT CARE-PETERS TWP		6	1	14%	7
BIRMINGHAM VAMC		3	4	57%	7
NORTHDALE REHABILITATION CENTER			7	100%	7
PEDIATRICS OF CENTRAL FLORIDA		5	2	29%	7

COVID-19: testing by laboratory

Data through Mar 20, 2021 verified as of Mar 21, 2021 at 09:25 AM

Data in this report are provisional and subject to change.

The numbers in the table below represent the number of Florida and non-Florida residents for whom test results were received by the Department of Health. A person can be tested by more than one laboratory and can have both positive and negative results. **Therefore, the sum of the numbers in each column will be larger than the total number of people tested.**

Reporting lab	Inconclusive	Negative	Positive	Percent positive	Total
Florida Clinical Laboratory		1	6	86%	7
DELAWARE DEPARTMENT OF HEATH		6	1	14%	7
FHMG_FM AND IM AVALON PARK		2	5	71%	7
ORLANDO ORTHOPAEDIC CENTER		5	2	29%	7
MINUTECLINIC DIAGNOSTIC OF OHIO #3407		6	1	14%	7
SONORA QUEST LABORATORIES			7	100%	7
SUPERIOR RESIDENCES AT CALA HILLS		7			7
NYU WINTHROP HOSPITAL PATHOLOGY		7			7
NOVANT HEALTH INPATIENT CARE		2	5	71%	7
PEDIATRICS URGENT CARE, LLC			7	100%	7
Parkside Villa		7			7
FLORIDA SCHOOL FOR THE DEAF AND THE BLIND			7	100%	7
JUPITER ISLAND PUBLIC SAFETY		5	2	29%	7
DOCTORS CLINICAL LABORATORY, INC		5	2	29%	7
FAMILY MEDICINE MEDICAL DRIVE		7			7
HEALTHY MINORS PEDIATRIC URGENT CARE		7			7
CARENOW URGENT CARE-MADISON		7			7
DALLAS COUNTY HEALTH AND HUMAN SERVICES			7	100%	7
OPTUM PRIMARY CARE - FOUNTAIN OAKS		3	4	57%	7
LEPE'S HOUSE			7	100%	7
YAZJI PEDIATRIC CARE LLC DBA TUKA PEDIATRICS			7	100%	7
CVS MINUTE CLINIC DIAGNOSTIC MED GRP OF SAN		5	2	29%	7
MEDEXPRESS URGENT CARE - STATE COLLEGE		5	2	29%	7
FLORIDA CANCER SPECIALISTS & RESEARCH INSTITUTE		6	1	14%	7
ADVENT HEALTH APOPKA		3	4	57%	7
VERMONT DEPARTMENT OF HEALTH		1	6	86%	7
LONGWOOD FAMILY MEDICINE		1	6	86%	7
ORLANDO FAMILY PHYSICIANS			7	100%	7
CARESOUTH HHA HOLDINGS OF TALLAHASSEE LLC		7			7
EMBRY-RIDDLE AERONAUTICAL UNIVERSITY HEALTH			7	100%	7
HEALTH CARE LABORATORY SERVICES		1	6	86%	7
EP LTC PHARMACY		5	2	29%	7
CVS PHARMACY #8800		5	2	29%	7
CRESTWOOD MEDICAL CENTER		5	2	29%	7
KENDALL REGIONAL MEDICAL CNTR			7	100%	7
MEDEXPRESS URGENT CARE - FAYETTEVILLE		5	2	29%	7
MERCY HEALTH—MUSKEGON		6	1	14%	7
HARMONIOUS HOME HEALTH, LLC		7			7
GULF COAST PEDIATRICS OF SARASOTA PA		1	6	86%	7
EL PARAISO HOME INC		7			7
BETH ISRAEL MEDICAL CENTER LABS		7			7
MINUTECLINIC DIAG OF IND LLC #8651		6	1	14%	7
BRADENTON PHYSICIANS MEDICAL CENTER			7	100%	7
MIAMI BEACH COMMUNITY HEALTH CENTER INC			7	100%	7
ST. CLOUD PHARMACY AND WELLNESS CENTER		3	4	57%	7
PENN MEDICINE PRINCETON MEDICAL CENTER		6	1	14%	7
CVS TX7162POCT HOUSTON		7			7

COVID-19: testing by laboratory

Data through Mar 20, 2021 verified as of Mar 21, 2021 at 09:25 AM

Data in this report are provisional and subject to change.

The numbers in the table below represent the number of Florida and non-Florida residents for whom test results were received by the Department of Health. A person can be tested by more than one laboratory and can have both positive and negative results. **Therefore, the sum of the numbers in each column will be larger than the total number of people tested.**

Reporting lab	Inconclusive	Negative	Positive	Percent positive	Total
PALM GARDEN OF SUN CITY			7	100%	7
MINUTECLINIC, LLC #1796		6	1	14%	7
CVS CT1109POCT BETHEL		7			7
MINUTECLINIC DIAGNOSTIC OF TN PC #643		5	2	29%	7
MINUTECLINIC DIAGNOSTIC OF NEVADA #87		4	3	43%	7
SOUTH FLORIDA ENT ASSOCIATES, INC			7	100%	7
LEE COUNTY HEALTH DEPARTMENT		4	3	43%	7
Thermopolis Rehabilitation Wellness		7			7
MINUTE CLINIC DIAGNOSTIC OF PENNSYLVANIA		7			7
CVS TX7827POCT ROUND ROCK		7			7
ORLANDO FAMILY MEDICAL INC		7			7
AVON PARK PEDIATRICS			7	100%	7
KANSAS DEPARTMENT OF HEALTH		2	5	71%	7
DOTHAN WEST FAMILY MEDICINE		5	2	29%	7
MINUTECLINIC DIAG OF IND LLC #6998		6	1	14%	7
BROOKDALE LAKE ORIENTA			7	100%	7
NORTHERN DUTCHESS HOSPITAL LABORATORY		5	2	29%	7
CVS CA9715POCT THOUSAND OAKS		7			7
TRUE HEALTH DIAGNOSTICS		1	6	86%	7
WINKLER COURT		6	1	14%	7
MEDEXPRESS URGENT CARE-DUBOIS		7			7
MINUTECLINIC DIAGNOSTIC OF TN, PC 6304		5	2	29%	7
COMPASSION PEDIATRICS		3	4	57%	7
Ocoee Health Care Center		7			7
MINUTE CLINIC LLC #6765		7			7
WATAUGA MEDICAL CENTER		4	3	43%	7
MINUTE CLINIC LLC #4017		7			7
QUE		4	3	43%	7
LAKE PEDIATRICS			7	100%	7
BAYCARE MEDICAL GROUP		1	6	86%	7
HEALTH AND WELLNESS CENTER		1	6	86%	7
OCALA FAMILY MEDICAL CENTER		7			7
NEMOURS CHILDREN'S HOSPITAL			7	100%	7
LONG ISLAND JEWISH FOREST HILLS HOSPITAL		7			7
MC DIAGNOSTIC OF CONNECTICUT , PC # 3		5	2	29%	7
CARENOW URGENT CARE-SOUTHLAKE			7	100%	7
CVS MINUTE CLINIC DIAG OF IND LLC #5206		6	1	14%	7
WALGREENS #07936		6	1	14%	7
UNIVERSITY OF WASHINGTON MEDICAL CENTER			7	100%	7
URGENT CARE OF LONGWOOD			7	100%	7
MEDEXPRESS URGENT CARE, JOHNSTOWN		6	1	14%	7
CLAY PRIMARY & FAMILY CARE LLC			7	100%	7
HOLY GARDEN ALF, INC.		7			7
MINUTECLINIC, DIAGNOSTIC OF TEXAS, LL		6	1	14%	7
SOUTH COM HEALTH CLINIC, DEPT. OF THE ARMY		7			7
LEE MEMORIAL HEALTH SYSTEM D/B/A		5	2	29%	7
MINUTECLINIC DIAGNOSTIC OF ILLINOIS		6	1	14%	7

COVID-19: testing by laboratory

Data through Mar 20, 2021 verified as of Mar 21, 2021 at 09:25 AM

Data in this report are provisional and subject to change.

The numbers in the table below represent the number of Florida and non-Florida residents for whom test results were received by the Department of Health. A person can be tested by more than one laboratory and can have both positive and negative results. **Therefore, the sum of the numbers in each column will be larger than the total number of people tested.**

Reporting lab	Inconclusive	Negative	Positive	Percent positive	Total
WHEELER LABORATORY		6	1	14%	7
The Grand at Rome Nursing and Rehabilitation		7			7
RELIANCE MEDICAL CENTER		5	2	29%	7
SUNRISE SENIOR LIVING OF JACKSONVILLE			7	100%	7
RIVER OAKS TREATMENT CENTER			7	100%	7
DOCTOR'S IN-HOUSE LAB/COMMUNITY HEALTH CENTERS OF PINELLAS –PINELLAS P			7	100%	7
HEARTLAND PEDIATRICS OF LAKE PLACID			7	100%	7
MEDEXPRESS URGENT CARE MORGANTOWN		7			7
CHAPTERS HEALTH HOSPICE		7			7
PENINSULA CARE AND REHABILITATION CENTER			7	100%	7
LYNMOORE,THE		7			7
WELLMED AT BRANDON REGIONAL		5	2	29%	7
BALTIMORE CITY HEALTH DEPT COMMUNICABLE DISEASES AND EPIDEMIOLOGY			7	100%	7
NORTH FLORIDA MEDICAL CENTERS INC		1	6	86%	7
ECLRS		2	5	71%	7
GRAND VILLA OF SARASOTA		6	1	14%	7
TREASURE COAST URGENT & FAMILY CARE			7	100%	7
WYOMING COUNTY COMMUNITY HOSPITAL LABORATORY		7			7
CVS OH2543POCT CANFIELD		5	2	29%	7
IRL MARKET LAB			7	100%	7
GENTRY PARK ORLANDO ASSISTED LIVING		6	1	14%	7
MANATEE PEDIATRICS			7	100%	7
PERSONAL PHYSICIAN CARE PA			7	100%	7
FLORIDA HOSPITAL APOPKA		6	1	14%	7
LAWTON CHILES HEALTH CENTER		1	6	86%	7
KEYSTONE PLACE AT NAPLES PRESERVE		4	3	43%	7
GRACE WELLNESS CENTER LLC		6	1	14%	7
EASTERN FLORIDA STATE COLLEGE – PALM BAY CAMPUS□			7	100%	7
VICTORIAN MANOR		2	5	71%	7
MEDEXPRESS URGENT CARE - STAUNTON		3	4	57%	7
SARAH LAWRENCE COLLEGE HEALTH SERVICES		7			7
ABBAY MANOR RETIREMENT RESIDENCE INC		7			7
COMMUNITY MEDICAL AND DENTAL CARE INC		7			7
FLORIDA DIGESTIVE AND LIVER SPECIALIST		7			7
LIZS ADULT CARE		7			7
Lenox on the Lake			7	100%	7
GOLDMAN SACHS HEALTH CENTER	1	6			7
MEDEXPRESS URGENT CARE - HOT SPRINGS		7			7
MINUTECLINIC DIAGNOSTIC MED GRP OF CA		6	1	14%	7
MINUTE CLINIC OF KANSAS PA		3	4	57%	7
GILCHRIST COUNTY FIRE DEPARTMENT		4	3	43%	7
PEDIATRICS IN BREVARD-COCOA BEACH		2	5	71%	7
MINUTE CLINIC DIAG OF IND LLC #8674		6			6
UNILAB OF DADE INC			6	100%	6
MEDEXPRESS URGENT CARE - PRINCETON		5	1	17%	6
CVS NATIONAL HARBOR MD2297714CV		6			6
WOMENS CARE FLORIDA LLC		5	1	17%	6

COVID-19: testing by laboratory

Data through Mar 20, 2021 verified as of Mar 21, 2021 at 09:25 AM

Data in this report are provisional and subject to change.

The numbers in the table below represent the number of Florida and non-Florida residents for whom test results were received by the Department of Health. A person can be tested by more than one laboratory and can have both positive and negative results. **Therefore, the sum of the numbers in each column will be larger than the total number of people tested.**

Reporting lab	Inconclusive	Negative	Positive	Percent positive	Total
ENTRUST IMMEDIATE CARE			6	100%	6
TRANSPLANT GENOMICS INC (EUROFINS)		6			6
SYNEXUS CLINICAL RESEARCH US INC		2	4	67%	6
CVS GA2108POCT NORCROSS		4	2	33%	6
AARK LABORATORY		6			6
MEDEXPRESS URGENT CARE - GLENDALE		6			6
INTERNAL MEDICINE LIPID AND WELNNESS PRACTICE			6	100%	6
CITYMD		1	5	83%	6
TERENCE B MITCHELL MD, INC		2	4	67%	6
UT SOUTHWESTERN MEDICAL CENTER			6	100%	6
ST CHARLES BEND LABORATORY		5	1	17%	6
WIREGRASS MEDICAL CENTER			6	100%	6
TULLAHOMA HMA, LLC		5	1	17%	6
BENNETT PEDIATRICS		6			6
Centrastate Medical Center		5	1	17%	6
URGENT CARE HOUSECALLS PA		5	1	17%	6
ENIGMA DIAGNOSTIC, INC.			6	100%	6
SUFFRIDGE DRIVE GROUP HOME		6			6
MEDEXPRESS URGENT CARE - RICHMOND, NINE MILE RD		5	1	17%	6
SARASOTA MEDICAL CENTER			6	100%	6
FLORIDA MEDICAL SPECIALISTS		2	4	67%	6
MINUTECLINIC DIAGNOSTIC OF SC, LLC #7		4	2	33%	6
MINUTE-CLINIC DIAGNOSTIC OF VIRGINIA, LLC #794		5	1	17%	6
CVS TX4397POCT CYPRESS		6			6
MONROE COUNTY FIRE RESCUE		6			6
SAINT PETER'S UNIVERSITY HOSPITAL		6			6
PANCARE HEALTH - KATE SMITH ELEMENTARY		1	5	83%	6
XPRESS URGENT CARE LLC		6			6
COMPASSION PEDIATRIC URGENT CARE LLC		2	4	67%	6
PHYSICIANS FOR CHILDREN			6	100%	6
SANDGATE GARDENS REHAB & NURSING CENTER		3	3	50%	6
RIVER CITY PRIMARY AND URGENT CARE			6	100%	6
BOCA VIPEDIATRICS			6	100%	6
THE CLINIC PREMISE HEALTH			6	100%	6
BETH ISRAEL DEACONESS MEDICAL CENTER			6	100%	6
TIMBER CREEK PEDIATRICS		6			6
Northwell Lab		2	4	67%	6
MINUTE CLINIC DIAGNOSTIC MED GRP		5	1	17%	6
ARLINGTON OF NAPLES		6			6
MINUTECLINIC DIAGNOSTIC OF TN PC #442		4	2	33%	6
ATLANTIC COMMUNITY HIGH SCHOOL		5	1	17%	6
GUIDANCE / CARE CENTER, INC		6			6
PUBLIC HEALTH LAB		6			6
URGENT TEAM - MUSCLE SHOALS		6			6
CONCENTRA URGENT CARE		2	4	67%	6
ALL CHILDREN'S HOSPITAL		1	5	83%	6
ALBANY MEDICAL CENTER		5	1	17%	6

COVID-19: testing by laboratory

Data through Mar 20, 2021 verified as of Mar 21, 2021 at 09:25 AM

Data in this report are provisional and subject to change.

The numbers in the table below represent the number of Florida and non-Florida residents for whom test results were received by the Department of Health. A person can be tested by more than one laboratory and can have both positive and negative results. **Therefore, the sum of the numbers in each column will be larger than the total number of people tested.**

Reporting lab	Inconclusive	Negative	Positive	Percent positive	Total
CAREWELL 301 - WARWICK			6	100%	6
DEPT OF VA MEDICAL CENTER - RICHMOND		5	1	17%	6
MERCY COLLEGE HEALTH OFFICE		6			6
FLORIDA DEPARTMENT OF HEALTH IN SARASOTA COUNTY		5	1	17%	6
ACM MEDICAL LABORATORY ALLIANCE		4	2	33%	6
PROGRESS PHARMACY INC		1	5	83%	6
AMERICAN HEALTH ASSOC. LABORATORY SOUTH		4	2	33%	6
ELITE MD GROUP INC		2	4	67%	6
PATHGROUP LABS, LLC		4	2	33%	6
PRESBYTERIAN HOME		6			6
LAKEVIEW TERRACE HOME HEALTH SERVICES LLC			6	100%	6
NU WAVE MEDICAL CENTER			6	100%	6
SOUTHEAST GEORGIA HEALTH SYSTEM, INC D		6			6
BROOKDALE CLERMONT			6	100%	6
CVS NJ2815POCT E BRUNSWICK		4	2	33%	6
QHG OF ENTERPRISE INC (DBA MEDICAL CTR		6			6
PALMETTO HEALTH ALLIANCE		3	3	50%	6
ACCESS CARE MEDICAL GROUP LLC		2	4	67%	6
PR HEALTH		1	5	83%	6
JERSEY SHORE MEDICAL CENTER		6			6
PANCARE HEALTH - ALTHA PUBLIC			6	100%	6
PHYSICIANS URGENT CARE BERRY FARMS		4	2	33%	6
CONCENTRA			6	100%	6
ASCENSION ST VINCENT'S CLAY COUNTY			6	100%	6
MINUTE CLINIC, LLC #4650		6			6
CVS PA1074POCT KENNETT SQUARE		5	1	17%	6
Advanced Care Center			6	100%	6
PARTNERS PHARMACY OF FLORIDA LLC		6			6
GADSDEN COUNTY HEALTH DEPARTMENT			6	100%	6
RANDOLPH DIABETES AND WELLNESS		5	1	17%	6
CDRX INFUSION			6	100%	6
NORTH FLORIDA PEDIATRICS JASPER			6	100%	6
FLORIDA DEPARTMENT OF HEALTH SEMINOLE COUNTY		1	5	83%	6
CAPITAL HEALTH PLAN LABORATORIES			6	100%	6
MINUTECLINIC DIAGNOSTIC OF OHIO #4401		6			6
MEDEXPRESS URGENT CARE - IRVING		6			6
MEDEXPRESS URGENT CARE - YORK		3	3	50%	6
FIRST COAST CARDIOVASCULAR INSTITUTE PA			6	100%	6
MARSHALL MEDICAL CENTER SOUTH LAB		5	1	17%	6
CVS NC6402POCT DAVIDSON		4	2	33%	6
MEDEXPRESS URGENT CARE-PITTSFIELD		6			6
CHILDREN'S HOSPITAL OF PHILADELPHIA		5	1	17%	6
CVS OH3301POCT WOODMERE		6			6
ANTHONY-BROWN PHARMACY		6			6
PLEASANTVILLE OF SEBASTIAN LLC☐			6	100%	6
CARESOUTH HHA HOLDINGS OF THE BAY AREA LLC☐		6			6
CAMELLIA AT DEERWOOD		2	4	67%	6

COVID-19: testing by laboratory

Data through Mar 20, 2021 verified as of Mar 21, 2021 at 09:25 AM

Data in this report are provisional and subject to change.

The numbers in the table below represent the number of Florida and non-Florida residents for whom test results were received by the Department of Health. A person can be tested by more than one laboratory and can have both positive and negative results. **Therefore, the sum of the numbers in each column will be larger than the total number of people tested.**

Reporting lab	Inconclusive	Negative	Positive	Percent positive	Total
TAMIAMI LAB MILLENIUM			6	100%	6
LEWIS COUNTY MANOR		6			6
URGENT TEAM - HUNTSVILLE		5	1	17%	6
MAXCARE CLINIC			6	100%	6
DIXIE COUNTY EMERGENCY SERVICES			6	100%	6
FLORIDA WOMAN CARE LABORATORY			6	100%	6
CVS IN6654POCT INDIANAPOLIS		5	1	17%	6
CVS MO8556POCT KANSAS CITY		5	1	17%	6
HUNTERS CREEK PEDIATRICS		6			6
MINUTECLINIC DIANOSTIC OF VIRGINA, LL		5	1	17%	6
LRHS Southeastern University		4	2	33%	6
GRACE REHABILITATION CENTER OF VERO BEACH		4	2	33%	6
CVS MD2956POCT NEW MARKET		5	1	17%	6
ALLEGRO FLEMING ISLAND		1	5	83%	6
MINUTECLINIC LLC #5041		2	4	67%	6
IVY ROSEN MD PLLC		6			6
MEDEXPRESS URGENT CARE - HOLLINS		6			6
FLORIDA DEPARTMENT OF HEALTH IN MIAMI DADE COUNTY		5	1	17%	6
FAMILY TREE PRIMARY CARE		5	1	17%	6
CITIZENS BAPTIST MEDICAL CENTERS LAB		5	1	17%	6
TERRACINA LLC		1	5	83%	6
CLINICAL CARE ASSOCIATES			6	100%	6
NORTHEAST ALABAMA REGIONAL MEDICAL CENTER		3	3	50%	6
BROWARD TRANSITIONAL CENTER			6	100%	6
MINUTECLINIC MINUTECLINIC #4977		4	2	33%	6
CVS TN7289POCT SIGNAL MOUNTAIN		6			6
CVS RI1717POCT 1 CVS DR			6	100%	6
CVS DC1340POCT WASHINGTON		6			6
PALM HARBOR DERMATOLOGY		4	2	33%	6
DOCTORS EXPRESS OF ST PETERSBURG			6	100%	6
AMERICAN EAGLE LEESBURG AL LLC DBA VISTA LAKE			6	100%	6
CVS SC4286POCT EASLEY		2	4	67%	6
BAYSHORE POINTE NURSING AND REHAB CENTER			6	100%	6
CVS GA2147POCT KENNESAW		5	1	17%	6
CENTRAL FLORIDA PRIMARY CARE			6	100%	6
FLEET LANDING			6	100%	6
DEPARTMENT OF HEALTH AND HUMAN SERVICES STATE OF NEW HAMPSHIRE			6	100%	6
INTERVENTIONAL REHABILITATION OF SOUTH FLORIDA			6	100%	6
CENTREX CLINICAL LABS INC		6			6
LOUISIANA DEPT OF HEALTH			6	100%	6
DR. PHILLIPS MEDICAL WELLNESS CENTER		3	3	50%	6
MINUTECLINIC DIAGNOSTIC OF VIRGINIA, LLC #255		6			6
MEDEXPRESS URGENT CARE-HERSHEY		5	1	17%	6
THE WINDSOR OF OCALA		2	4	67%	6
BROWARD COUNTY HEALTH DEPT.			6	100%	6
BETHESDA COMMUNITY HEALTH CENTER			6	100%	6
Kroger 673 - The Little Clinic Dallas		5	1	17%	6

COVID-19: testing by laboratory

Data through Mar 20, 2021 verified as of Mar 21, 2021 at 09:25 AM

Data in this report are provisional and subject to change.

The numbers in the table below represent the number of Florida and non-Florida residents for whom test results were received by the Department of Health. A person can be tested by more than one laboratory and can have both positive and negative results. **Therefore, the sum of the numbers in each column will be larger than the total number of people tested.**

Reporting lab	Inconclusive	Negative	Positive	Percent positive	Total
UNILAB		2	4	67%	6
MEDEXPRESS URGENT CARE - HUNTINGTON WE		6			6
VIERA PEDIATRICS		1	5	83%	6
GLEN FALLS HOSPITAL DEPARTMENT OF PATHOLOGY		6			6
DANIEL M LIBBY MD PLLC		6			6
FAMILY CARE MEDICAL CENTER			6	100%	6
BAYCARE ALLIANT HOSPITAL			6	100%	6
ADVENTHEALTH CELEBRATION EMPLOYEE CLINIC		6			6
CVS TX1104POCT ALLEN		6			6
MINUTECLINIC DIAGNOSTIC OF KENTUCKY		6			6
LUMADOC HEALTH		4	2	33%	6
TEXAS MEDCLINIC			6	100%	6
MEDEXPRESS URGENT CARE - MT LEBANON		4	2	33%	6
FLORIDA PREMIER MEDICAL CARE PA			6	100%	6
SV DIAGNOSTIC LAB			6	100%	6
LISTENING DOCTOR PLLC, THE		1	5	83%	6
FRESENIUS KIDNEY CARE DUNEDIN			6	100%	6
CAPE CORAL URGENT CARE		3	3	50%	6
CVS PA4077POCT BELLE VERNON		6			6
MD NOW MEDICAL CENTER			6	100%	6
SELECT PHYSICIANS ALLIANCE		6			6
UT MEMPHIS UNIVERSITY HEALTH SERVICES			6	100%	6
ST. LUCIE COUNTY HEALTH DEPARTMENT		4	2	33%	6
ARLINGTON OF NAPLES INC, THE		6			6
QUICK CARE MED WALK IN AND URGENT CARE			6	100%	6
PROHEALTH MED		1	5	83%	6
MIAMI RESCUE MISSION CLINIC INC			6	100%	6
MAXHEALTH		5	1	17%	6
Rutgers Health Rwj University Hospital - Laboratory		3	3	50%	6
CURATIVE CARE CENTER INC		1	5	83%	6
THE PALMS REHABILITATION AND HEALTHCARE CENTER		5	1	17%	6
WG WINDSOR WOODS SH LLC		6			6
HOLLY HILL HOME INFUSION SERVICE		5	1	17%	6
MEDEXPRESS URGENT CARE - BLUEFIELD		5	1	17%	6
MEDEXPRESS URGENT CARE - ELM GROVE		5	1	17%	6
MINUTECLINIC, LLC #03268		5	1	17%	6
MINUTECLINIC MINUTECLINIC #8505		4	2	33%	6
GUTHRIE MEDICAL GROUP LABORATORIES		6			6
PENN NURSING CENTER		6			6
BNR PHARMACY INC		6			6
MEDICAL CENTER AT OCEAN REEF		1	5	83%	6
MINUTECLINIC DIAGNOSTIC OF GEORGIA, LL		5	1	17%	6
SOUTHEASTERN DERMATOLOGY GROUP PA		5	1	17%	6
GREENVILLE MEMORIAL HOSPITAL LAB			5	100%	5
AUGUSTA HEALTH			5	100%	5
OMNICARE PHARMACY OFTEXAS 1, LP DBA OMNICARE		5			5
Kroger 449 - The Little Clinic Mountain Park		4	1	20%	5

COVID-19: testing by laboratory

Data through Mar 20, 2021 verified as of Mar 21, 2021 at 09:25 AM

Data in this report are provisional and subject to change.

The numbers in the table below represent the number of Florida and non-Florida residents for whom test results were received by the Department of Health. A person can be tested by more than one laboratory and can have both positive and negative results. **Therefore, the sum of the numbers in each column will be larger than the total number of people tested.**

Reporting lab	Inconclusive	Negative	Positive	Percent positive	Total
CVS OH6123POCT CINCINNATI		4	1	20%	5
INTERNAL MEDICINE & PRIMARY CARE ASSOCIATES, PLC			5	100%	5
ADVANCED PEDIATRICS OF BOCA LLC			5	100%	5
CVS MD4371POCT OCEAN CITY		5			5
MEDEXPRESS URGENT CARE PORT HURON		4	1	20%	5
AHC Decatur County		5			5
MEDEXPRESS URGENT CARE - BECKLEY CROSS		4	1	20%	5
GENESIS FAMILY PRACTICE		3	2	40%	5
HAVEN HOSPICE IN CHIEFLAND			5	100%	5
CALIFORNIA DEPARTMENT OF PUBLIC HEALTH		1	4	80%	5
MASSASHUSETTS STATE LAB INSTITUTE		2	3	60%	5
PEDIATRICS OF ALTAMONTE		5			5
Kennedy University Hospital		5			5
MEDEXPRESS URGENT CARE - FREDERICK		5			5
ADVANCED URGENT CARE OF MARATHON		1	4	80%	5
SUNSHINE STATE DIALYSIS			5	100%	5
INDIAN RIVER PRIMARY CARE PA		5			5
URGENT MED INC		3	2	40%	5
CHIEFLAND MEDICAL CENTER		1	4	80%	5
NORTH DADE NURSING AND REHABILITATION CENTER			5	100%	5
CVS MINUTE CLINIC DIAGNOSTIC OF TEXAS		4	1	20%	5
WHITE WILSON MEDICAL CENTER - FWB		1	4	80%	5
LEHIGH REGIONAL MEDICAL CENTER LABORATORY		3	2	40%	5
NELSON BIOLOGICAL			5	100%	5
PRINCIPLE HOSPICE SERVICE, LLC			5	100%	5
MANATEE COUNTY JAIL		4	1	20%	5
OHSU MOLECULAR MICROBIOLOGY LAB		4	1	20%	5
DOCS URGENT CARE		1	4	80%	5
PELICAN LANDING		1	4	80%	5
FORSYTH HOUSE			5	100%	5
EASTCHESTER PEDIATRIC MEDICAL GROUP		5			5
CVS IL8751POCT CHICAGO		5			5
MINUTE CLINIC DIAGNOSTIC OF VIRGINIA, LLC #1905		5			5
WATERTOWN URGENT CARE PLLC		5			5
FLAGLER HEALTH SERVICES INC			5	100%	5
FRANCES WARDE MEDICAL LABORATORY		2	3	60%	5
LAKE MARY HEALTH AND REHABILITATION CENTER		1	4	80%	5
LABCORP UNSPECIFIED		5			5
MINUTECLINIC MINUTECLINIC #921		5			5
TALLAHASSEE MEMORIAL HEALTHCARE			5	100%	5
ABSOLUTE HEALTH		5			5
CVS SC5479POCT INDIAN LAND		5			5
MINUTECLINIC DIAGNOSTIC OF NORTH CAROLINA PC #7054		4	1	20%	5
MOUNT SINAI BROOKLYN LABORATORY		4	1	20%	5
BAPTIST HEALTH - TOWN CENTER			5	100%	5
MINUTE CLINIC, LLC #1434		5			5
QUINTON MEMORIAL HEALTH CARE CENTER		5			5

COVID-19: testing by laboratory

Data through Mar 20, 2021 verified as of Mar 21, 2021 at 09:25 AM

Data in this report are provisional and subject to change.

The numbers in the table below represent the number of Florida and non-Florida residents for whom test results were received by the Department of Health. A person can be tested by more than one laboratory and can have both positive and negative results. **Therefore, the sum of the numbers in each column will be larger than the total number of people tested.**

Reporting lab	Inconclusive	Negative	Positive	Percent positive	Total
Ocala Regional Kidney Center East		2	3	60%	5
St Joseph's Hospital North Laboratory			5	100%	5
Riverview ALF Operator LLC			5	100%	5
CareHere LCS- Eustis			5	100%	5
Gulf Coast Veterans HCS Panama City OPC		5			5
Ohio Department of Health			5	100%	5
Urgent Care of Erwin		5			5
CVS SC2736POCT Murrells Inlet		4	1	20%	5
Wilson Pediatrics			5	100%	5
MinuteClinic, LLC #09202		4	1	20%	5
Pediatrics of Central Florida - Poinciana		3	2	40%	5
Commons at Orlando Lutheran Towers SNF			5	100%	5
TESTD			5	100%	5
MD Now Medical Center Inc			5	100%	5
Brookdale New Port Richey			5	100%	5
The Clinic of Pediatrics & GI Medicine, Inc			5	100%	5
CVS TX7821POCT League City		5			5
Arkansas Department of Health			5	100%	5
Hawthorne Health and Rehabilitation			5	100%	5
MeDEXpress Urgent Care-Muncie		5			5
Moultrie Creek Nursing and Rehab			5	100%	5
CVS AZ10150POCT Phoenix		4	1	20%	5
Orlando Family Physicians Inc		1	4	80%	5
OCCMED Solutions		2	3	60%	5
Expicare Nursing Agency, Inc		5			5
CVS NC3853POCT Burlington		4	1	20%	5
CVS MA2172POCT North Grafton		5			5
Life Care Center of Estero			5	100%	5
Biotech Clinical Laboratory			5	100%	5
COVID Rapid Labs			5	100%	5
MinuteClinic 7196		4	1	20%	5
AdventHealth Car Center Apopka			5	100%	5
CVS NC2771POCT Clayton		4	1	20%	5
Florida Primary & Specialty Care		5			5
Army Residence Community		5			5
COVID Testing LLC			5	100%	5
Boone Drug & Healthcare at Deerfield			5	100%	5
Medical Center of Blountstown			5	100%	5
Advice for Optimal Wellness		2	3	60%	5
Jackson South Community Hospital Lab			5	100%	5
CVS OH3476POCT Tipp City		5			5
Finlay		1	4	80%	5
CVS OH3458POCT BeaverCreek		5			5
EGL Genetics Diagnostics			5	100%	5
Family Tree DNA			5	100%	5
South Florida Family Health & Research CTR			5	100%	5
CVS GA3766POCT Dacula		3	2	40%	5

COVID-19: testing by laboratory

Data through Mar 20, 2021 verified as of Mar 21, 2021 at 09:25 AM

Data in this report are provisional and subject to change.

The numbers in the table below represent the number of Florida and non-Florida residents for whom test results were received by the Department of Health. A person can be tested by more than one laboratory and can have both positive and negative results. **Therefore, the sum of the numbers in each column will be larger than the total number of people tested.**

Reporting lab	Inconclusive	Negative	Positive	Percent positive	Total
SIGNATURE URGENT CARE			5	100%	5
MINUTECLINIC DIAGNOSTIC OF PENNSYLVANIA, LLD #1545		5			5
WAKEMED		1	4	80%	5
FRESENIUS MEDICAL CARE			5	100%	5
KEYSTONE REHABILITATION AND HEALTH CENTER		1	4	80%	5
FLORIDA HOSPITAL LAKE MARY		5			5
MINUTECLINIC # 21110		3	2	40%	5
CLEVELAND CLINIC MARTIN HEALTH NURSING & RESTORATIVE		5			5
TRUSTBRIDGE			5	100%	5
JUPITER ISLAND MEDICAL CLINIC INC		5			5
CHAMPLAIN VALLEY PHYSICIANS HOSPITAL		3	2	40%	5
CELEBRATION PEDIATRICS PA			5	100%	5
ST BARNABAS HOSPITAL		5			5
UCF STUDENT HEALTH SERVICES LABORATORY		2	3	60%	5
PAUL GRECO MD CONCIERGE MEDICAL SERVICES PL		5			5
EAST BANK HOSPITAL - UNIVERSITY OF MINNESOTA MEDICAL CENTER			5	100%	5
DEPARTMENT OF HEALTH AND HUMAN SERVICES LANSING			5	100%	5
ATLANTIC SURGERY CENTER OF JACKSONVILLE BEACH		5			5
MEDEXPRESS URGENT CARE - WEIRTON		5			5
MINUTE CLINIC DIAGNOSTIC OF VIRGINIA, LLC #7543		5			5
SOUTHERN OCEAN MEDICAL CENTER		5			5
ELITE CARE			5	100%	5
BROWNE MEDICAL LLC		3	2	40%	5
LEVY COUNTY SHERRIF'S DEPT			5	100%	5
XRL SXF REF LAB		5			5
INDIANA STATE DEPARTMENT OF HEALTH LABORATORIES			5	100%	5
HILLSBOROUGH COUNTY HEALTH DEPARTMENT			5	100%	5
DIAMOND SPEEDWAY DIALYSIS		1	4	80%	5
PEDIATRIC URGENT HEALTH CARE			5	100%	5
QUATRACOR PLLC		5			5
RIO PINAR HEALTH CARE			5	100%	5
NASSAU UNIVERSITY MEDICAL CENTER DEPT		4	1	20%	5
INNOVATIVE COVID-DIVERSEY			5	100%	5
PM PEDIATRICS OF SELDEN		3	2	40%	5
PHYSICIANS IMMEDIATE CARE ELGIN			5	100%	5
SHEEPSHEAD BAY URGENT CARE		5			5
SLOPESIDE LABS AND TESTING, LLC - THE HIDEOUT AT BUTTERMILK MOUNTAIN		5			5
WOODHULL MEDICAL AND MENTAL HEALTH CTR		5			5
THE LITTLE CLINIC			5	100%	5
COMPUNET CLINICAL LAB			5	100%	5
SUTTER TRACY COMMUNITY HOSPITAL			5	100%	5
UW MEDICINE VIROLOGY LAB			5	100%	5
LIFEPLUS HEALTHCARE GROUP INC		5			5
MINNESOTA DEPARTMENT OF HEALTH PUBLIC HEALTH LABORATORY DIVISION	1		4	80%	5
MID - FLORIDA PATHOLOGY LLC		1	4	80%	5
HENDRY REGIONAL CONVENIENT CARE CENTER			5	100%	5
UNIVERSITY OF CHICAGO MEDICAL CENTER LAB			5	100%	5

COVID-19: testing by laboratory

Data through Mar 20, 2021 verified as of Mar 21, 2021 at 09:25 AM

Data in this report are provisional and subject to change.

The numbers in the table below represent the number of Florida and non-Florida residents for whom test results were received by the Department of Health. A person can be tested by more than one laboratory and can have both positive and negative results. **Therefore, the sum of the numbers in each column will be larger than the total number of people tested.**

Reporting lab	Inconclusive	Negative	Positive	Percent positive	Total
PRECISION DIAGNOSTICS INC - NJ		5			5
UNIVERISTY OF MEMPHIS ATHLETIC TRAINI		5			5
DISCOVERY VILLAGE AT STUART		2	3	60%	5
MEDEXPRESS URGENT CARE SHADYSIDE		4	1	20%	5
BLUETAIL MEDICAL GROUP, LLC		4	1	20%	5
FLORIDA PRIMARY CARE AND SPORTS MEDICINE INC		2	3	60%	5
BAPTIST HOSPITAL EMPLOYEE HEALTH OFF			5	100%	5
PATIENT FIRST - LEESBURG			5	100%	5
DAVENPORT PEDIATRICS PA		1	4	80%	5
CVS NV408817POCT LAS VEGAS		1	4	80%	5
CYPRESS CREEK MEDICAL CENTER			5	100%	5
CELERION			5	100%	5
CVS MA957POCT WEST SPRINGFIELD		5			5
GENTLE HANDS MOBILE PHLEBOTOMY			5	100%	5
Walker BaptistMedCtr		4	1	20%	5
WEST PACIFIC MEDICAL LABORATORY			5	100%	5
FRESENIUS KIDNEY CARE SOUTH ORLANDO			5	100%	5
LPG PEDIATRICS AT CAPE CORAL		5			5
RUSH UNIVERSITY MEDICAL CENTER LABORATORY			5	100%	5
STUYVESANT URGENT CARE		5			5
APOLLO GARDENS RETIREMENT RESIDENCE CARE		5			5
VA Primary Care Clinic at Meharry		4	1	20%	5
MEASE CONTINUING CARE		3	2	40%	5
REHABILITATION CENTER AT JUPITER GARDENS		5			5
MEDEXPRESS URGENT CARE - WILLIAMSPORT		4	1	20%	5
REDMED OF CROSSTOWN		2	3	60%	5
CVS MD1881POCT DUNKIRK		5			5
THE DOCTORS CENTER HEALTHCARE-SOUTHSIDE		1	4	80%	5
MINUTECLINIC DIAGNOSTICS OF IND LLC		2	3	60%	5
MORGAN STANLEY HEALTH CENTER		5			5
MINUTECLINIC DIAGNOSTIC OF KANSAS PA		5			5
PINECREST PEDIATRICS GROUP LLC			5	100%	5
MIZELL MEMORIAL HOSPITAL			5	100%	5
OCHSNER MEDICAL CENTER			5	100%	5
COPELAND MEDICAL CLINIC		3	2	40%	5
BEACH HOUSE		5			5
CVS KY4779POCT LOUISVILLE		3	2	40%	5
CVS TN2179POCT MURFREESBORO		5			5
CVS OH3080POCT HUBER HEIGHTS		5			5
MINUTECLINIC, LLC #1431		4	1	20%	5
ALL CHILDREN'S HOSPITAL DEPT OF GENERAL PEDIATRICS			5	100%	5
MINUTE CLINIC DIAGNOSTIC OF NORTH CAROLINA		5			5
UF HEALTH PATHOLOGY LABORATORIES			5	100%	5
FIFTH AVENUE PEDIATRICS		3	2	40%	5
AMERICAN MEDICAL RESPONSE - DENVER		2	3	60%	5
PREMIER FAMILY HEALTH PA			5	100%	5
MEDEXPRESS URGENT CARE - LOGAN		5			5

COVID-19: testing by laboratory

Data through Mar 20, 2021 verified as of Mar 21, 2021 at 09:25 AM

Data in this report are provisional and subject to change.

The numbers in the table below represent the number of Florida and non-Florida residents for whom test results were received by the Department of Health. A person can be tested by more than one laboratory and can have both positive and negative results. **Therefore, the sum of the numbers in each column will be larger than the total number of people tested.**

Reporting lab	Inconclusive	Negative	Positive	Percent positive	Total
OPTUMCARE FLORIDA, LLC		3	2	40%	5
RURAL HEALTH CARE INC			5	100%	5
CLINICAL CARE INC			5	100%	5
AEL KNOXVILLE			5	100%	5
Enterprise Health and Rehabilitation Center		5			5
FHPG_EXP CARE PALM HARBOR			5	100%	5
LAFAYETTE NURSING AND REHAB			5	100%	5
CVS TX2263POCT SAN ANTONIO		5			5
MCR HEALTH LAWTON CHILES ADMINISTRATION STE A		1	4	80%	5
DICKSON MEDICAL ASSOCIATES PC PATH LAB		4	1	20%	5
DOMINICAN COLLEGE STUDENT HEALTH CENTE		5			5
CVS TX5877POCT PEARLAND		5			5
HERNANDO PASCO HOSPICE INC		4	1	20%	5
LIVING WATERS MEDICAL CENTER			5	100%	5
CVS PA233POCT NEWTOWN SQUARE		5			5
MEDEXPRESS URGENT CARE-NESHANNOCK TWP		4	1	20%	5
CVS PA2582POCT SPRINGFIELD		3	2	40%	5
TANNER MEDICAL CENTER EAST AL		5			5
AHF PUBLIC HEALTH LABORATORY			5	100%	5
CUMBERLAND HEIGHTS		5			5
LAKEVIEW HEALTHCARE SYSTEM LLC			5	100%	5
OURMED		4	1	20%	5
CVS CA9113POCT CHULA VISTA		5			5
MIAMI MEDICAL CONSULTANT PA			5	100%	5
ENT AND ALLERGY ASSOCIATES OF FLORIDA, LLC			5	100%	5
JOHN T MACKAY MD			5	100%	5
PROVIDENCE LABORATORY SERVICES		5			5
Oakwood - North Baldwins Center for Living		5			5
QUEENS UNIVERSITY OF CHARLOTTE		5			5
FLORIDA CLINICAL LABORATORY - BIOREFERENCE LABORATORIES		2	3	60%	5
CITY OF WEST PALM BEACH EMPLOYEE & FAMILY HEALTH		5			5
PRECISION LABS LLC		2	3	60%	5
MIAMI CANCER INSTITUTE			5	100%	5
QUALITY MEDICAL CARE			5	100%	5
RELIANT IMMUNE DIAGNOSTICS			5	100%	5
PUTNAM HOSPITAL CENTER LABORATORY		5			5
NORTHEAST PEDIATRICS			5	100%	5
VEIL VALLEY MEDICAL CENTER			5	100%	5
WEST DADE PEDIATRICS			5	100%	5
STEUBEN COUNTY PUBLIC HEALTH		5			5
CVS MA1852POCT MEDWAY		5			5
CVS TN7698POCT KNOXVILLE		5			5
UNIVERSITY OF MIAMI / SCCC RESEARCH LABORATORY			5	100%	5
SANTOS REHABILITATION CENTER INC			5	100%	5
HELIX KH UC			5	100%	5
COOPER HOSPITAL/UNIVERSITY MEDICAL		5			5
ST JOHNS BIOMEDICAL LAB		5			5

COVID-19: testing by laboratory

Data through Mar 20, 2021 verified as of Mar 21, 2021 at 09:25 AM

Data in this report are provisional and subject to change.

The numbers in the table below represent the number of Florida and non-Florida residents for whom test results were received by the Department of Health. A person can be tested by more than one laboratory and can have both positive and negative results. **Therefore, the sum of the numbers in each column will be larger than the total number of people tested.**

Reporting lab	Inconclusive	Negative	Positive	Percent positive	Total
CVS GA2236POCT WOODSTOCK		5			5
CVS IN6713POCT BLOOMINGTON		5			5
MINUTECLINIC DIAGNOSTIC OF RHODE ISLAN		5			5
LAKE NONA PEDIATRICS IN ASSOCIATION WITH NEMOURS		5			5
CVS HEALTH, #1994		4	1	20%	5
NORTHPORT MEDICAL CENTER LAB		5			5
MINUTECLINIC, LLC #7139		5			5
NORTHERN MICHIGAN UNIVERSITY ATHLETICS		5			5
FLORIDA DEPARTMENT OF HEALTH - INVERNESS		3	2	40%	5
MEDEXPRESS URGENT CARE MURRYSVILLE		3	2	40%	5
CFP PHYSICIANS GROUP			5	100%	5
ALPHADERA LABS, LLC			5	100%	5
NORTH SHORE HEMATOLOGY-ONCOLOGY ASSOCIATES, PC		5			5
URGENT CARE COASTAL GA			5	100%	5
LAKE COUNTY DETENTION CENTER		3	2	40%	5
DIAGNOSTECHS		4	1	20%	5
PM PEDIATRICS OF BAYSIDE PLLC		5			5
JOE DIMAGGIO CHILDREN'S HOSPITAL		1	4	80%	5
PRL NYC PANDEMIC RESPONSE LAB			5	100%	5
UPMC HEALTH SYSTEM		4	1	20%	5
FOUNDCARE, INC			5	100%	5
FLORIDA HEALTHCARE OF ORLANDO			5	100%	5
STATEN ISLAND CHAI CARE		5			5
MEDEXPRESS - COLLINSVILLE BELT LINE		3	2	40%	5
NOVADX		2	3	60%	5
MINUTECLINIC DIAGNOSTIC OF SC, LLC #4		5			5
MCKENZIE-WILLAMETTE MEDICAL CENTER LAB		5			5
CVS MINUTE CLINIC DIAGNOSTIC OF KANSAS, PA		5			5
CVS MI8049POCT WATERFORD		4	1	20%	5
BOROPARK URGENT CARE		4	1	20%	5
QUEST DIAGNOSTICS PSC		1	4	80%	5
SONATA VERO BEACH		5			5
CVS GA7064POCT STOCKBRIDGE		5			5
CVS SC5550POCT CLOVER		4	1	20%	5
FHPG FAMILY MEDICAL CENTER OF TAMPA BAY		1	4	80%	5
SCOTTS PHARMACY		5			5
INFECTION CONTROL/ EMPHEALTH		3	2	40%	5
NOVANT HEALTH UVA		2	3	60%	5
PIEDMONT HOSPITAL LAB			5	100%	5
CARENOW URGENT CARE - CENTRAL AUSTIN		1	4	80%	5
SEASIDE MANOR			5	100%	5
KETTERING HEALTH			5	100%	5
LABS PLUS LLC		5			5
Kroger 099 - The Little Clinic Fort Collins		5			5
THE UNIVERSITY OF VERMONT MEDICAL CENTER		4	1	20%	5
CVS NC7213POCT MATTHEWS		5			5
WESTMINSTER SHORES			5	100%	5

COVID-19: testing by laboratory

Data through Mar 20, 2021 verified as of Mar 21, 2021 at 09:25 AM

Data in this report are provisional and subject to change.

The numbers in the table below represent the number of Florida and non-Florida residents for whom test results were received by the Department of Health. A person can be tested by more than one laboratory and can have both positive and negative results. **Therefore, the sum of the numbers in each column will be larger than the total number of people tested.**

Reporting lab	Inconclusive	Negative	Positive	Percent positive	Total
URGENT TEAM - NASHVILLE		5			5
BAYSHORE LABORATORY		4	1	20%	5
CARL R DARNALL ARMY MEDICAL CENTER			5	100%	5
SCIENCE CARE			5	100%	5
JOSEF SCHENKER, MD, PC		5			5
SJH			5	100%	5
ARC POINT LABS OF AUSTIN NORTH			5	100%	5
COLUMBIA MEMORIAL HOSPITAL LABORATORY		5			5
MINUTECLINIC, LLC, DBA MINUTECLINIC #4		4			4
AURORA BAYCARE UROLOGY			4	100%	4
CVS MA2297677CV BOSTON		4			4
BEECHTREE MOLECULAR LAB LLC			4	100%	4
COMMUNITY PHYSICIANS OF NORTH PORT PA			4	100%	4
BUCKINGHAM PLACE ALF		4			4
CVS AZ9210POCT SCOTTSDALE		4			4
Kroger 959 - The Little Clinic Carmel		4			4
MINUTE-CLINIC DIAGNOSTIC OF VIRGINIA,		4			4
Hillspring of Springboro		4			4
CVS OH6149POCT UPPER ARLINGTON		2	2	50%	4
CVS TX10140POCT THE WOODLANDS		4			4
USCG SECTOR ST PETE		1	3	75%	4
MEDEXPRESS URGENT CARE-SCOTT TOWNSHIP		3	1	25%	4
Westminster Manor		3	1	25%	4
HENDRY/GLADES COUNTY HEALTH DEPARTMENT		3	1	25%	4
UF HEALTH PATHOLOGY LABORATORIES			4	100%	4
STONE CLINICAL LABORATORIES OF FL LLC		4			4
CVS MO5655POCT LIBERTY		1	3	75%	4
CELAL GUROL ERBAY, MD			4	100%	4
CENTRAL FLORIDA INTERNAL OCCUPATIONAL AND		4			4
MAINE DEPARTMENT OF HEALTH AND HUMAN SERVICES			4	100%	4
MINUTE CLINIC #8979		4			4
REGIONAL MEDICAL LAB			4	100%	4
GUTHRIE MEDICAL GROUP - CORNING		3	1	25%	4
MEDEXPRESS URGENT CARE, FAIRMONT		4			4
SOUTHLAND SUITES OF LAKELAND			4	100%	4
SINAI PLAZA NURSING AND REHAB CENTER			4	100%	4
CVS TN4624POCT KNOXVILLE		3	1	25%	4
MINUTECLINIC DIAG OF IND, LLC #10190		4			4
WINCHESTER MEDICAL CENTER			4	100%	4
MINUTECLINIC DIAGNOSTIC MED GRP OF SAN		3	1	25%	4
CVS MO10053POCT SAINT PETERS		4			4
BETTER AT HOME		4			4
TARPON SPRINGS PEDIATRICS, LLC			4	100%	4
PILGRIM PHARMACY INC		4			4
IVY CREEK URGENT CARE OF ENTERPRISE			4	100%	4
ELITE MEDICAL CENTER			4	100%	4
MEDEXPRESS URGENT CARE - MARKHAM STREE		3	1	25%	4

COVID-19: testing by laboratory

Data through Mar 20, 2021 verified as of Mar 21, 2021 at 09:25 AM

Data in this report are provisional and subject to change.

The numbers in the table below represent the number of Florida and non-Florida residents for whom test results were received by the Department of Health. A person can be tested by more than one laboratory and can have both positive and negative results. **Therefore, the sum of the numbers in each column will be larger than the total number of people tested.**

Reporting lab	Inconclusive	Negative	Positive	Percent positive	Total
URGENT CARE - OCONEE		2	2	50%	4
CVS NJ862POCT MARLBORO		4			4
VITAL CARE URGENT CARE			4	100%	4
MEDEXPRESS URGENT CARE FOX CHAPEL		4			4
CVS PA813POCT RICHBORO		4			4
Grace Rehabilitation of Vero Beach		4			4
ManorCare Health Services Camp Hill		4			4
CRESTAR LABS		2	2	50%	4
PINELLAS POINT NURSING AND REHAB			4	100%	4
TRUE HEALTH- HOFFNER		3	1	25%	4
CVS OH2342POCT WEST CHESTER		3	1	25%	4
JOHNNIE RUTH CLARKE LAB			4	100%	4
MINUTECLINIC DIAG OF IND LLC #6840		4			4
CLINICAL LABORATORIES OF THE BUFFALO		3	1	25%	4
MICHIGAN HEALTH CLINIC LABORATORIES		3	1	25%	4
AFTER HOURS PEDS			4	100%	4
MEDEXPRESS URGENT CARE PLEASANT HILLS		3	1	25%	4
ADVENT HEALTH - TUSKAWILLA		4			4
MEMORIAL HEALTHCARE SYSTEM		1	3	75%	4
DISCOVERY VILLAGE AT DEERWOOD			4	100%	4
TRIDENT BIOMETRICS		3	1	25%	4
MEDEXPRESS URGENT CARE - KOKOMO		4			4
NAVAL MEDICAL CENTER SAN DIEGO			4	100%	4
REFUGE A HEALING PLACE, THE			4	100%	4
WILLIAM A HINTON STATE LABORATORY INSTITUTE		1	3	75%	4
BIOTEST PLASMA CENTER		4			4
TMH PHYSICIAN PARTNERS SOUTHWOOD		1	3	75%	4
MINUTECLINIC DIAGNOSTIC OF OHIO #6147		3	1	25%	4
MEDEXPRESS URGENT CARE - SUMMERSVILLE, WEBSTER RD		4			4
HEALTHCARE NETWORK OF SOUTHWEST FLORIDA			4	100%	4
ROAN DRUG COMPANY LLC		4			4
BETHPAGE EXTENDED HOURS CENTER		4			4
EXPRESS TESTING-ONE			4	100%	4
MARK HOANG MD PA			4	100%	4
VENICE URGENT CARE – GULF COAST			4	100%	4
MINUTE CLINIC LLC #0169		4			4
VILLAGES HEALTH, THE		4			4
MEDEXPRESS URGENT CARE HUNTINGTON		4			4
CARE ONE PRIMARY CARE			4	100%	4
THE RETREAT AT PORT ORANGE			4	100%	4
MINUTECLINIC DIAGNOSTIC MED GRP OF ORA		3	1	25%	4
UNC HOSPITAL/MCLENDON CLINICAL LABORATORIES			4	100%	4
Mill Valley Care Center		4			4
ALVARO J DANGOND MD PA		4			4
WESLEY CHAPEL INTERNAL MEDICINE AND PEDIATRICS			4	100%	4
ASCENSION ST VINCENT'S MEDICAL CENTER		3	1	25%	4
LIFE CARE HOME HEALTH SERVICES LLC		1	3	75%	4

COVID-19: testing by laboratory

Data through Mar 20, 2021 verified as of Mar 21, 2021 at 09:25 AM

Data in this report are provisional and subject to change.

The numbers in the table below represent the number of Florida and non-Florida residents for whom test results were received by the Department of Health. A person can be tested by more than one laboratory and can have both positive and negative results. **Therefore, the sum of the numbers in each column will be larger than the total number of people tested.**

Reporting lab	Inconclusive	Negative	Positive	Percent positive	Total
WE CARE - CARNIVAL CRUISELINE		4			4
SIGNATURE CARE MONTROSE		2	2	50%	4
MERCY URGENT CARE			4	100%	4
UNIVERISTY OF MIAMI			4	100%	4
GENUS DIAGNOSTICS			4	100%	4
CVS NC5532POCT SUMMERFIELD		4			4
FHCP - ORMOND BEACH			4	100%	4
MEDEXPRESS - NEW CASTLE, DUPONT HWY		4			4
DEPARTMENT OF HEALTH AND HUMAN SERVICES		2	2	50%	4
CONSULATE HEATH CARE AT WEST ALTAMONTE			4	100%	4
NONA PEDIATRIC CENTER			4	100%	4
CENTERPLACE HEALTH, INC			4	100%	4
State Lab Unspecifd			4	100%	4
THONOTOSASSA COMMUNITY HEALTH CENTER		1	3	75%	4
NEULIFE NEUROLOGICAL SERVICES LLC			4	100%	4
LAKE MARY PEDIATRICS			4	100%	4
GASTROENTEROLOGY ASSOC OF PENSACOLA, PA		2	2	50%	4
INVERNESS FAMILY CARE HIGH RISK PLLC			4	100%	4
MD ANDERSON CANCER CENTER DI BAY AREA			4	100%	4
MEDEXPRESS URGENT CARE-PASADENA		4			4
CORTLAND REGIONAL MEDICAL CENTER		4			4
PRODUCTION HEALTH SAFETY MANAGEMENT		4			4
FAMILY MEDICINE AT WATERMAN		4			4
SOUTH FLORIDA RESEARCH ORGANIZATION			4	100%	4
CORIZON HEALTH INC			4	100%	4
BAYCARE MEDICAL GROUP, INC		4			4
WELLMED AT FORT PIERCE		2	2	50%	4
BROOKDALE WEST BOYNTON BEACH		4			4
FLORIDA MEDICAL CLINIC -INTERNAL MED DADE CITY			4	100%	4
MEDICAL CENTER ENTERPRISE			4	100%	4
CULLMAN REGIONAL URGENT CARE		3	1	25%	4
CAREWELL URGENT CARE			4	100%	4
CVS NV9841POCT RENO		2	2	50%	4
CVS SC2269POCT COLUMBIA		3	1	25%	4
RELIANT ACUTE CARE			4	100%	4
CVS NV2928POCT LAS VEGAS		4			4
REMEDY URGENT CLINIC		2	2	50%	4
OMNICARE PHARMACY OF TEXAS 1		4			4
MINNESOTA DEPARTMENT OF HEALTH LABORATORY	1		3	75%	4
DEPARTMENT OF PATHOLOGY ROME MEMORIAL		3	1	25%	4
PATIENT FIRST - ALLENTOWN			4	100%	4
UNIVERSITY OF MICHIGAN		2	2	50%	4
MEDEXPRESS URGENT CARE- FORT WORTH N T		4			4
DEACONESS HOSPITAL			4	100%	4
CVS IL8747POCT CHICAGO		4			4
CVS GA2841POCT LAWRENCEVILLE		4			4
INTERMARKET FACILITY			4	100%	4

COVID-19: testing by laboratory

Data through Mar 20, 2021 verified as of Mar 21, 2021 at 09:25 AM

Data in this report are provisional and subject to change.

The numbers in the table below represent the number of Florida and non-Florida residents for whom test results were received by the Department of Health. A person can be tested by more than one laboratory and can have both positive and negative results. **Therefore, the sum of the numbers in each column will be larger than the total number of people tested.**

Reporting lab	Inconclusive	Negative	Positive	Percent positive	Total
CVS MA394POCT SEEKONK		4			4
MEDEXPRESS URGENT CARE - WICHITA, S SENECA ST		2	2	50%	4
SunTerrace Health Care Center		3	1	25%	4
HOME DOCS		2	2	50%	4
MONROE URGENT CARE		3	1	25%	4
LAKE FOREST PARK OP CO LLC		4			4
PRIMECARE		2	2	50%	4
Millennium Nursing & Rehab Center		4			4
EXTENDICARE HEALTH & REHAB CENTER		4			4
IMIC INC RESEARCH			4	100%	4
ST PETE DIRECT PRIMARY CARE		2	2	50%	4
CVS OH3393POCT AURORA		3	1	25%	4
LUVERNE HEALTH AND REHABILITATION		4			4
ORANGE COUNTY HEALTH DEPARTMENT		2	2	50%	4
ManorCare Rehabilitation Center- Decatur		4			4
CENTRAL JERSEY URGENT CARE		4			4
Bon Secours Place		3	1	25%	4
MEDEXPRESS URGENT CARE LAVALE		4			4
CONSOLIDATED LABORATORY SERVICES			4	100%	4
Kroger 752 - The Little Clinic Central Station		3	1	25%	4
OVIDO CHILDRENS HEALTH CENTER LLC		1	3	75%	4
INTRACOASTAL LABS INC		4			4
HAMPTON ALF AT 24TH ROAD LLC			4	100%	4
MINUTECLINIC DIAG OF IND LLC #1138		3	1	25%	4
CVS ME329POCT PORTLAND		4			4
ADVENTHEALTH MEDICAL GROUP PEDIATRICS		1	3	75%	4
FLORIDA HOSPITAL ALTAMONTE		2	2	50%	4
ELDER ALTERNATIVES INC		3	1	25%	4
PHYSICIANS IMMEDIATE CARE AURORA			4	100%	4
MONROE COUNTY DEPT OF PUBLIC HEALTH ST		4			4
LEON MEDICAL CENTERS, LLC			4	100%	4
MEDEXPRESS URGENT CARE - WEST ST PAUL, ROBERT ST S		3	1	25%	4
LPG COCONUT POINT - FAMILY/ INTERNAL MEDICINE		4			4
CHIPOLA QUICK CARE		1	3	75%	4
CVS NC3803POCT MOORESVILLE		4			4
VIDANT MEDICAL CENTER			4	100%	4
CULLMAN REGIONAL MEDICAL CENTER		3	1	25%	4
HCR ManorCare Greentree		4			4
PARADIGM LABORATORIES			4	100%	4
FISHERMEN'S HOSPITAL			4	100%	4
BAPTIST HEALTH MEDICAL CENTER			4	100%	4
MEDFIRST URGENT CARE			4	100%	4
SOUTHEASTERN REGIONAL MEDICAL CENTER			4	100%	4
MINUTECLINIC DIAGNOSTIC OF MICHIGAN, P		4			4
DERMATOLOGY SPECIALISTS OF FL - DR. JON WARD			4	100%	4
MINUTECLINIC DIAG OF IND, LLC #6910		4			4
Robert Wood Johnson University Hospital		3	1	25%	4

COVID-19: testing by laboratory

Data through Mar 20, 2021 verified as of Mar 21, 2021 at 09:25 AM

Data in this report are provisional and subject to change.

The numbers in the table below represent the number of Florida and non-Florida residents for whom test results were received by the Department of Health. A person can be tested by more than one laboratory and can have both positive and negative results. **Therefore, the sum of the numbers in each column will be larger than the total number of people tested.**

Reporting lab	Inconclusive	Negative	Positive	Percent positive	Total
CELEBRATION PEDIATRICS			4	100%	4
WALGREENS #07034		4			4
AHC of Mckenzie		4			4
ADVENTHEALTH MEDICAL GROUP INTERNAL MEDICINE AT		1	3	75%	4
MEDEXPRESS - NEWARK		4			4
SOUTH FLORIDA PEDIATRIC PARTNERS			4	100%	4
RIVER CITY MEDICAL ASSOCIATES INC			4	100%	4
MARSHFIELD LABORATORIES			4	100%	4
FAMILY MEDICINE AT WINTER PARK			4	100%	4
MEDICAL UNIVERSITY SC HOSPITAL			4	100%	4
TAPESTRY TALLAHASSEE WALDEN		4			4
ELIZABETH CITY HEALTH & REHABILITATION		4			4
PANCARE HEALTH YOUNGSTOWN			4	100%	4
RHEA MEDICAL CENTER		4			4
MEDEXPRESS URGENT CARE - TEAYS VALLEY		3	1	25%	4
PHYSICIANS QUALITY CARE			4	100%	4
CLINICAL PATHOLOGY LABORATORIES			4	100%	4
OWL NOW URGENT CARE			4	100%	4
CLINICAL ASSOCIATES OF ORLANDO LLC		4			4
PM PEDIATRICS OF SELDEN PLLC		4			4
INDUSTRY LAB DIAGNOSTIC PARTNERS			4	100%	4
LATCHER LABORATORY OF A O FOX MEMORIAL		2	2	50%	4
CVS MD1515POCT LEONARDTOWN		3	1	25%	4
GAINESVILLE PEDIATRIC ASSOCIATES		1	3	75%	4
MAILBOX DIAGNOSTICS		2	2	50%	4
ENCOMPASS HOME HEALTH		4			4
AIREVAC INTERNATIONAL		4			4
MEDEXPRESS URGENT CARE - TULSA, S YALE AVE		4			4
MEDICINE SHOPPE #1306 THE		3	1	25%	4
BARTON MEMORIAL HOSPITAL		3	1	25%	4
ASCENDI HOME HEALTH AGENCY INC			4	100%	4
BIOREFERENCE LABORATORIES			4	100%	4
EMORY UNIVERSITY HOSPITAL		1	3	75%	4
CLINICAL CARE CENTER, INC			4	100%	4
PANCARE HEALTH - PONCE DE LEON			4	100%	4
PLAINVIEW PRIMARY CARE		4			4
Park Ridge Nursing Center		3	1	25%	4
MED EXPRESS URGENT CARE PC - MARYLAND		3	1	25%	4
CAREATC, INC.			4	100%	4
MEDEXPRESS URGENT CARE - WAXAHACHIE, N HIGHWAY 77		2	2	50%	4
MIAMI COMMUNITY HEALTH CENTER INC		1	3	75%	4
GENEVA GENERAL HOSPITAL LABORATORY		3	1	25%	4
PORT ORANGE NURSING & REHAB			4	100%	4
MINUTECLINIC DIAG OF IND, LLC #8645		4			4
EPI			4	100%	4
Willowbrooke Court at Country House		4			4
ACCENT PHYSICIAN SPECIALISTS PA		4			4

COVID-19: testing by laboratory

Data through Mar 20, 2021 verified as of Mar 21, 2021 at 09:25 AM

Data in this report are provisional and subject to change.

The numbers in the table below represent the number of Florida and non-Florida residents for whom test results were received by the Department of Health. A person can be tested by more than one laboratory and can have both positive and negative results. **Therefore, the sum of the numbers in each column will be larger than the total number of people tested.**

Reporting lab	Inconclusive	Negative	Positive	Percent positive	Total
Heartland of Boynton Beach			4	100%	4
CVS NC2313POCT RALEIGH		3	1	25%	4
L3HARRIS FAMILY MEDICAL CENTER			4	100%	4
FCHC (OB)-DARWIN SQUARE CTR.			4	100%	4
PARKWAY DRUGS OF ONEIDA COUNTY NORTH I		3	1	25%	4
SIGNATURE CARE EMERGENCY CENTER		2	2	50%	4
CVS CT718POCT ANSONIA		4			4
SHARP MEMORIAL HOSPITAL MICROBIOLOGY DEPT			4	100%	4
CAREWELL 202			4	100%	4
NEMOURS CHILDREN'S URGEN CARE			4	100%	4
CAPITAL HEALTH LABORATORY INC			4	100%	4
BOND & STEELE CLINIC PA D/B/A BOND CLINIC PA		4			4
SONIC REFERENCE LABORATORY			4	100%	4
SANFORD SOUTH UNIVERSITY		4			4
Kroger 339 - The Little Clinic Highlands - Bardstown Road		4			4
LOUISIANA DEPT. OF HEALTH AND HOSPITALS-INFECTIOUS DISEASE EPI SECTION			4	100%	4
WOMEN'S CARE FLORIDA, LLC		4			4
CVS NC7057POCT SHELBY		4			4
UNION CITY MANOR NURSING CENTER		4			4
MEDEXPRESS URGENT CARE MARTINSBURG		2	2	50%	4
Kroger 125 - The Little Clinic Castle Rock		3	1	25%	4
DASCENA LABORATORY			4	100%	4
MINUTECLINIC DIAGNOSTIC OF OHIO #2964		4			4
Metro West Nursing and Rehab			4	100%	4
MINUTECLINIC DIAGNOSTIC OF WISCONSIN, LLC		4			4
FLORENCE - HUNTSVILLE HOSPITAL URGENT CARE		3	1	25%	4
CVS OH10893POCT PARMA		2	2	50%	4
MINUTECLINIC, LLC #1452		4			4
DTR LABS		3	1	25%	4
CVS PA1379POCT LANSDALE		4			4
CVS CA8850POCT HUNTINGTON BEACH		3	1	25%	4
THE OASIS ALF		4			4
REELFOOT FAMILY WALK IN CLINIC		3	1	25%	4
PDL PHARMACY CORP			4	100%	4
CAPTAIN JAMES A. LOVELL FEDERAL HEALTHCARE CENTER			4	100%	4
DACH MAIN LAB			4	100%	4
RML PHARMACY PC		4			4
HUNT CLUB MEDICAL CARE			4	100%	4
Loretto Health and Rehabilitation Center		4			4
MINUTECLINIC DIAG OF IND, LLC #6472		4			4
MEDEXPRESS URGENT CARE - WALDORF, CRAIN HWY		4			4
NEMOURS CHILDREN'S CLINIC			4	100%	4
DIAGNOSTIC & MEDICAL SPECIALISTS OF GREENWICH		2	2	50%	4
Bethany Health and Rehab		4			4
MINUTECLINIC, LLC #07852		4			4
BELLIN HEALTH LAB		1	3	75%	4
ACCESS RECOVERY SOLUTIONS LLC			4	100%	4

COVID-19: testing by laboratory

Data through Mar 20, 2021 verified as of Mar 21, 2021 at 09:25 AM

Data in this report are provisional and subject to change.

The numbers in the table below represent the number of Florida and non-Florida residents for whom test results were received by the Department of Health. A person can be tested by more than one laboratory and can have both positive and negative results. **Therefore, the sum of the numbers in each column will be larger than the total number of people tested.**

Reporting lab	Inconclusive	Negative	Positive	Percent positive	Total
SUMNER REGIONAL MEDICAL CENTER		3	1	25%	4
FLORIDA HEART AND VASCULAR			4	100%	4
SOUTHWESTERN REGIONAL MEDICAL CENTER - TULSA		4			4
REHABILITATION CENTER OF WINTER PARK,THE			4	100%	4
NIBHA MEDIRATTA MD PL			4	100%	4
MINUTECLINIC DIAG OF IND, LLC #6648		3	1	25%	4
MINUTECLINIC DIAG OF IND, LLC #6553		4			4
ECC PEDIATRICS		4			4
CVS TX8387POCT AUSTIN		4			4
PRINCETON BMC LABORATORY		4			4
Crowne Health Care of Montgomery		4			4
MEDEXPRESS - WILMINGTON CONCORD PIKE		3	1	25%	4
PREMIER PEDIATRICS		1	3	75%	4
UNIVERSITY OF MIAMI STUDENT HEALTH SERVICE			4	100%	4
MINUTECLINIC DIAG OF IND LLC #1367		4			4
CVS CA9721POCT ARCADIA		4			4
CVS PA1193POCT JENKINTOWN		4			4
PALM BEACH CANCER INSTITUTE			4	100%	4
NORTH OKALOOSA CLINIC CORP		1	3	75%	4
COMPREHENSIVE CLINICAL RESEARCH, LLC			4	100%	4
LIFEHOPE LABS			4	100%	4
HARBORCHASE OF VILLAGES CROSSING			4	100%	4
CVS NY549POCT RIDGEWOOD		2	2	50%	4
MINUTECLINIC DIAGNOSTIC OF PENNSYLVAN		3	1	25%	4
FLORIDA CANCER SPECIALISTS AND RESEARCH		2	2	50%	4
Atlanta VAMC		3	1	25%	4
MINUTECLINIC #2797		4			4
OHIO CVS STORES		3	1	25%	4
MD ANDERSON			4	100%	4
MEDEXPRESS URGENT CARE - SOUTH PARKERSBURG		4			4
BENEVA LAKES HEALTHCARE & REHAB CENTER			4	100%	4
MD NOW URGENT CARE - DELRAY WEST			4	100%	4
ARCPOINT LABS OF FORT LAUDERDALE, FL CENTRAL		1	3	75%	4
CVS IN5696POCT FORT WAYNE		4			4
NOT GIVEN		1	3	75%	4
Lakeside Oaks Care Center			4	100%	4
COVENIENT CARE MEDICAL CLINIC			4	100%	4
CVS NJ836POCT RUNNEMEDE		4			4
COMMUNITY HEALTH CENTER OF WEST PALM BEACH			4	100%	4
AIRPORT CLINIC			4	100%	4
GILCHRIST COUNTY HEALTH DEPT			4	100%	4
WEXFORD HEALTH SOURCES INC		4			4
CVS SC4122POCT TAYLORS		4			4
ST. MARY'S HOSPITAL			4	100%	4
HEART OF FLORIDA HEALTH CENTER INC		1	3	75%	4
Kroger 124 - The Little Clinic University		3	1	25%	4
OKLAHOMA STATE UNIVERSITY DIAGNOSTIC LAB			4	100%	4

COVID-19: testing by laboratory

Data through Mar 20, 2021 verified as of Mar 21, 2021 at 09:25 AM

Data in this report are provisional and subject to change.

The numbers in the table below represent the number of Florida and non-Florida residents for whom test results were received by the Department of Health. A person can be tested by more than one laboratory and can have both positive and negative results. **Therefore, the sum of the numbers in each column will be larger than the total number of people tested.**

Reporting lab	Inconclusive	Negative	Positive	Percent positive	Total
UNIVERSITY OF WASHINGTON MEDICAL CENTER (UWMC) EMERGENCY DEPT.			4	100%	4
CVS PA1296POCT DREXEL HILL		3	1	25%	4
ADVANCED URGENT CARE LLC		1	3	75%	4
CVS TX7288POCT DALLAS		4			4
WYOMING PUBLIC HEALTH LAB			4	100%	4
FLORIDA HEALTH CARE PLANS STIRLING CENTER			4	100%	4
PEACEHEALTH LABORATORIES		3	1	25%	4
CVS PA258POCT MCKEES ROCKS		4			4
AFFINITY URGENT CARE			4	100%	4
MINUTECLINIC DIAGNOSTIC OF VIRGINIA, LLC #1656		4			4
APOPKA FAMILY HEALTH CENTER		3	1	25%	4
MONTANA DEPARTMENT OF PUBLIC HEALTH & HUMAN SERVICES			4	100%	4
OPTUM OF RED ROAD		4			4
BAYLOR ESOTERIC AND MOLECULAR LAB			4	100%	4
Health Care Center of Jacksonville			4	100%	4
DEPARTMENT OF HEALTH/ NEW YORK			4	100%	4
MY WELLNESS EXPRESS			4	100%	4
Kroger 895 - The Little Clinic Green Hills		4			4
MEDEXPRESS URGENT CARE - LEDGEWOOD		3	1	25%	4
CVS PA10034POCT PITTSBURGH		4			4
MEDEXPRESS URGENT CARE - SOMERSET TOWNSHIP		4			4
MINUTECLINIC MINUTECLINIC #3665		4			4
FAMILY MEDICAL CLINIC HOMESTEAD, LLC			4	100%	4
KENTUCKY CABINET FOR HEALTH AND FAMILY SERVICES			4	100%	4
MINUTECLINIC, LLC #5707		4			4
CAPE COD HOSPITAL			4	100%	4
HARBOUR ISLAND PEDIATRICS LLC			4	100%	4
SKYLINE UROLOGY		4			4
CHILDREN'S MEDICAL GROUP		4			4
POWERS PEDIATRICS			4	100%	4
GENOTOX LABORATORIES		2	2	50%	4
MINUTECLINIC OF NEVADA-2955 S FT APACH		4			4
MEDEXPRESS URGENT CARE - MOUNTAIN HOME		3	1	25%	4
WINDER NURSING INC DBA WINDER HEALTH CARE		4			4
BLOOMIN BRANDS WELLNESS CENTER		3	1	25%	4
MEMORIAL HEALTH CARE SYSTEMS			4	100%	4
MEDEXPRESS URGENT CARE - MBURG COMMONS		4			4
DYNACARE LABORATORIES			4	100%	4
CVS IN7653POCT EVANSVILLE		3	1	25%	4
CARENOW URGENT CARE - WINTER SPRINGS		3	1	25%	4
INFINITI LABS INC			4	100%	4
CVS IN3975POCT JEFFERSONVILLE		2	2	50%	4
FLORIDA MEDICAL ASSOCIATES LLC			4	100%	4
H/L of WEst Ashley Rhability and Nursing Center		4			4
Calusa Harbour			4	100%	4
ADVENTHEALTH NEW SMYRNA BEACH COMMUNITY HEALTH			4	100%	4
JFK INTERNAL MEDICINE FACULTY PRACTICE		2	2	50%	4

COVID-19: testing by laboratory

Data through Mar 20, 2021 verified as of Mar 21, 2021 at 09:25 AM

Data in this report are provisional and subject to change.

The numbers in the table below represent the number of Florida and non-Florida residents for whom test results were received by the Department of Health. A person can be tested by more than one laboratory and can have both positive and negative results. **Therefore, the sum of the numbers in each column will be larger than the total number of people tested.**

Reporting lab	Inconclusive	Negative	Positive	Percent positive	Total
MINUTECLINIC DIAGNOSTIC OF NEW MEXICO LLC #7552		3			3
PINELLAS PARK HEALTH CENTER - PINELLAS CHD		1	2	67%	3
MOUNT SINAI AVENTURA DIAGNOSTIC CENTER			3	100%	3
MEDICAL CENTER OF THE ROCKIES			3	100%	3
LEE CONVENIENT CARE AT SUMMERLIN			3	100%	3
LOYOLA UNIVERSITY MEDICAL CENTER LABORATORY			3	100%	3
PARRISH MEDICAL CENTER-WAIVED TESTING		3			3
JS HEALTHCARE		2	1	33%	3
SCRIPPS CLINIC MEDICAL			3	100%	3
PEDIATRICS AND ADOLESCENT MEDICINE		2	1	33%	3
PANCARE HEALTH - FRANKLIN CO			3	100%	3
COVID PROCESSING SITE			3	100%	3
CVS SC7334POCT LEXINGTON		3			3
BRADENTON PHYSICIAN MEDICAL CENTER			3	100%	3
AZALEALAND NURSING HOME		3			3
NORTH CAROLINA DEPT OF HEALTH & HUMAN SRVCS STATE LAB OF PUBLIC HEALTH			3	100%	3
CVS MO10151POCT SPRINGFIELD		2	1	33%	3
MIDDLETON PEDIATRICS			3	100%	3
BAPTIST PRIMARY CARE, INC.		2	1	33%	3
MINNEOLA PLACE A HOMEBRIDGE COMMUNITY		3			3
COVANCE CLS			3	100%	3
MINUTECLINIC DIAGNOSTIC OF WISCONSIN,		3			3
AFC URGENT CARE/FARRAGUT			3	100%	3
LAKESIDE HOSPITAL BELLE GLADE			3	100%	3
KISSIMMEE URGENT CARE		3			3
CVS IL8753POCT CHICAGO		3			3
MEDEXPRESS URGENT CARE - LITTLE ROCK		2	1	33%	3
MINUTECLINIC DIAGNOSTIC PA #3344		3			3
NASSAU COUNTY HEALTH DEPARTMENT-FERNANDINA BEACH C		3			3
MEDEXPRESS URGENT CARE-ARLINGTON		2	1	33%	3
FAMILY FIRST PEDIATRICS			3	100%	3
CVS RI326POCT NORTH SMITHFIELD		3			3
CVS MO8555POCT KANSAS CITY		3			3
DEVANSH LAB WERKS		1	2	67%	3
EXPEDIAN URGENT CARE			3	100%	3
HEWLETT URGENT CARE, PLLC		3			3
GREENTREE MEDICAL CENTER			3	100%	3
CLARA MAASS TRANSITIONAL CARE UNIT		3			3
FLORIDA MENTOR-POINT WEST CLUSTER		3			3
HELIX LW UC		1	2	67%	3
BLACKWATER RIVER			3	100%	3
MEDEXPRESS URGENT CARE, HERMITAGE		1	2	67%	3
CVS NJ837POCT MARLTON		3			3
LEESBURG COMMUNITY HEALTH CENTERS			3	100%	3
PREMIER CLINICAL RESEARCH INSTITUTE INC			3	100%	3
BRANDON REGIONAL EMERGENCY CTR			3	100%	3
TIFTON CARECONNECT URGENT CARE			3	100%	3

COVID-19: testing by laboratory

Data through Mar 20, 2021 verified as of Mar 21, 2021 at 09:25 AM

Data in this report are provisional and subject to change.

The numbers in the table below represent the number of Florida and non-Florida residents for whom test results were received by the Department of Health. A person can be tested by more than one laboratory and can have both positive and negative results. **Therefore, the sum of the numbers in each column will be larger than the total number of people tested.**

Reporting lab	Inconclusive	Negative	Positive	Percent positive	Total
MEDEXPRESS URGENT CARE - WILKES BARRE		2	1	33%	3
FELICIDAD MEDICAL CENTER INC			3	100%	3
ST. PETERSBURG PEDIATRICS- 38TH AVENUE			3	100%	3
COOPER UNIVERSITY HOSPITAL LABORATORY		2	1	33%	3
EAST NAPLES PEDIATRICS			3	100%	3
MINUTE CLINIC LLC #1909		3			3
CVS GA5622POCT DALLAS		2	1	33%	3
BLACK STALLION WALK IN AND EXERCISE CLINICS LLC		1	2	67%	3
PARADISE VILLA ALF INCORPORATED		3			3
OPTUM PRIMARY CARE - SILVER LAKES			3	100%	3
BRIGHAM AND WOMEN'S HOSPITAL			3	100%	3
CVS TX8322POCT AUSTIN		3			3
ADVENTHEALTH MEDICALGROUP PEDIATRICS AT ORLANDO		3			3
ADVENT HEALTH - CENTRAL PASCO ER			3	100%	3
WINDSOR AT OCALA		2	1	33%	3
MEDEXPRESS URGENT CARE-CLOQUET		3			3
ST. LUKE'S HOSPITAL - BETHLEHEM CAMPUS		1	2	67%	3
LIVINGSTON COUNTY DEPT OF HEALTH REPRO			3	100%	3
HARBORCHASE OF GAINESVILLE			3	100%	3
CVS TN7144POCT BARTLETT		3			3
ADVENTHEALTH SEBRING- INFECTION CONTROL DEPARTMENT			3	100%	3
ADRIANA M CASTRO MD PA		3			3
LPG PEDIATRICS AT LEHIGH ACRES		2	1	33%	3
PREMIER FAMILY AND SPORTS MEDICINE		2	1	33%	3
CCRX OF NORTH CAROLINA, LLC		2	1	33%	3
URGENT DOC - URGENT CARE CLINIC			3	100%	3
MARRA'S PHARMACY		3			3
HEARTLAND - CHARLESTON OF HANAHAN SC,		3			3
JOSEPH SCHENKER MD PC		3			3
BOONES CREEK URGENT CARE		1	2	67%	3
HOPE HEALTH CARE, LLC		3			3
SURETOX LABORATORY LLC		2	1	33%	3
STEAMBOAT EMERGENCY CENTER			3	100%	3
NORTH SHORE HOSP. INFECTION CONTROL			3	100%	3
MEDEXPRESS URGENT CARE - WHEELING		2	1	33%	3
HOUSTON METHODIST HOSPITAL			3	100%	3
Kroger 186 - The Little Clinic Holiday Manor		2	1	33%	3
CVS MA1095POCT AMHERST		3			3
GRADY MEMORIAL HOSPITAL/MICRO			3	100%	3
CTRS			3	100%	3
MEDEXPRESS URGENT CARE- ALLISON PARK		1	2	67%	3
DEPARTMENT OF HEALTH AND HUMAN SERVICES DIVISION OF BEHAVIORAL HEALTH		1	2	67%	3
US SPECIALTY LABS			3	100%	3
NORTH BROWARD HOSPITAL DISTRICT HEALTHCARE FOR THE HOMELESS			3	100%	3
Lakeview Village		3			3
MEDEXPRESS URGENT CARE, BELLE VERNON		3			3
SOFTLAB			3	100%	3

COVID-19: testing by laboratory

Data through Mar 20, 2021 verified as of Mar 21, 2021 at 09:25 AM

Data in this report are provisional and subject to change.

The numbers in the table below represent the number of Florida and non-Florida residents for whom test results were received by the Department of Health. A person can be tested by more than one laboratory and can have both positive and negative results. **Therefore, the sum of the numbers in each column will be larger than the total number of people tested.**

Reporting lab	Inconclusive	Negative	Positive	Percent positive	Total
NHC HealthCare, Cookeville		3			3
LITTLE SPURS PEDIATRIC URGENT CARE		1	2	67%	3
NORTHEAST FLORIDA INTERNAL MEDICINE PA		3			3
WEST COCOA PHARMACY			3	100%	3
MURFREESBORO MEDICAL CLINIC		3			3
IAN C BOYKIN MD		2	1	33%	3
MEDFUSION		2	1	33%	3
HOMELAND CENTER		3			3
HELIX URGENT CARE			3	100%	3
Concordia Village of Tampa			3	100%	3
SUNDALE NURSING HOME		3			3
ADVENTHEALTH MEDICAL GROUP PEDIATRICS AT APOPKA		3			3
CENTRAL JERSEY URGENT CARE OF BROWN MI		3			3
SSM HEALTH ST LOUIS MICROBIOLOGY LABORATORY		1	2	67%	3
DOCTOR 4 U CLINIC		1	2	67%	3
GULF COAST IMMEDIATE CARE CENTER		1	2	67%	3
SUN TERRACE HEALTH CARE CENTER			3	100%	3
STRINGFELLOW MEMORIAL HOSPITAL		3			3
MEDICAL SERVICES OF AMERICA HOME HEALTH		3			3
CVS TX2876POCT PROSPER		3			3
SUPER HEALTH PHARMACY LLC		3			3
CVS PA2687POCT EXTON		3			3
CVS MA1845POCT WILMINGTON		2	1	33%	3
Kroger 388 - The Little Clinic Braelinn Village		3			3
MINUTECLINIC, LLC (CLINIC 10928)		3			3
IMMERSION RESIDENTIAL LLC			3	100%	3
CAREHERE LLC			3	100%	3
TIEHH BIOTERRORISM RESPONSE LAB			3	100%	3
ENCOMPASS HEALTH REHABILITATION OF ALTAMONTE			3	100%	3
CVS MINUTE CLINIC DIAGNOSTIC MED GRP		3			3
CVS PHARMACY INC DBA CVS/PHARMACY #10908		3			3
2412 LEBANON PIKE		2	1	33%	3
NASSAU COUNTY HEALTH DEPARTMENT		3			3
DOUGLASVILLE NURSING AND REHABILITATIO		3			3
CUMBERLAND MEDICAL CENTER INC		3			3
CVS MA594POCT FALMOUTH		3			3
LEGACY ER AND URGENT CARE			3	100%	3
NORTHCREST MEDICAL CENTER		1	2	67%	3
Hunterdon Medical Center Laboratory		3			3
MEDEXPRESS URGENT CARE- COLUMBIA HEIGH		3			3
Medilodge of Montrose		3			3
CANOPY PEDIATRICS		3			3
MEDEXPRESS URGENT CARE-CHIPPEWA		2	1	33%	3
QUEST DIAGNOSTICS CLINICAL LABORATORIES INC		2	1	33%	3
ADVANCED URGENT CARE CENTER OF THE UPPER KEYS		1	2	67%	3
CVS M05727POCT PLATTE CITY		3			3
CVS NM8918POCT ALBUQUERQUE		3			3

COVID-19: testing by laboratory

Data through Mar 20, 2021 verified as of Mar 21, 2021 at 09:25 AM

Data in this report are provisional and subject to change.

The numbers in the table below represent the number of Florida and non-Florida residents for whom test results were received by the Department of Health. A person can be tested by more than one laboratory and can have both positive and negative results. **Therefore, the sum of the numbers in each column will be larger than the total number of people tested.**

Reporting lab	Inconclusive	Negative	Positive	Percent positive	Total
CARENOW-ATASCOCITA			3	100%	3
Walgreens #5984		3			3
F W HUSTON MEDICAL CENTER SENIOR LIVIN		3			3
LRHS Florida Poly Tech		3			3
MERCY HOSPITAL			3	100%	3
GREATER MOBILE URGENT CARE – SPRINGHILL			3	100%	3
COLONIAL MEDICAL CENTER-EAST ORLANDO			3	100%	3
CVS PA5241POCT CHALFONT		3			3
Bainbridge Health and Rehab		3			3
BROOKDALE OAKBRIDGE		1	2	67%	3
NDX-CORE LAB			3	100%	3
WHITE EARTH IHS MAIN LAB		3			3
NORTH NAPLES HOSPITAL RESPIRATORY THERAPY DEPARTMENT			3	100%	3
SAVANNAH COVE		3			3
NEW YORK STATE DEPARTMENT OF HEALTH		1	2	67%	3
MEDPEDS ASSOCIATES OF SARASOTA PA		3			3
Good Samaritan Society - Fairfield Glade		3			3
SIGNATURE CARE PFLUGERVILLE			3	100%	3
CVS IN6605POCT INDIANAPOLIS		2	1	33%	3
GYN PATH SERVICES			3	100%	3
HIALEAH SHORES NURSING AND		2	1	33%	3
ADVANCED HEART CARE OF SOUTH FLORIDA		3			3
HEPATOLOGY DIAGNOSTIC LAB			3	100%	3
MINUTECLINIC, LLC #05891		2	1	33%	3
CVS KS676POCT LAWRENCE		2	1	33%	3
Village on the Green			3	100%	3
EXCEL URGENT CARE OF NJ, LLC		1	2	67%	3
John Knox Manor Inc II		2	1	33%	3
24TH WEAPONS OF MASS DESTRUCTION - CIVIL SUPPORT		3			3
Englewood Health and Rehab			3	100%	3
Magnolia Health and Rehab Center			3	100%	3
WALGREENS_COCONUT CREEK		3			3
NEW YORK PHYSICIANS LLP		3			3
FAMILY TREE MEDICAL GROUP PA		2	1	33%	3
ADVENTHEALTH IMAGING LAKE NONA		1	2	67%	3
LB Broen Home		3			3
SKIPPACK MEDICAL LAB			3	100%	3
CVS MINUTE CLINIC DIAGNOSTIC MED GRP OF CAL		3			3
WELLMED AT APOLLO BEACH BLVD		1	2	67%	3
MEADOWS AT CYPRESS GARDENS, THE		3			3
HEALTHQUEST, INC		2	1	33%	3
WAL-MART STORES EAST LP		2	1	33%	3
HILLVIEW LABORATORY			3	100%	3
ALABAMA DEPT PUBLIC HEALTH			3	100%	3
CVS MN6811POCT PLYMOUTH		3			3
ST LUCIE COUNTY HEALTH DEPARTMENT		2	1	33%	3
LOCH HAVEN PEDIATRICS			3	100%	3

COVID-19: testing by laboratory

Data through Mar 20, 2021 verified as of Mar 21, 2021 at 09:25 AM

Data in this report are provisional and subject to change.

The numbers in the table below represent the number of Florida and non-Florida residents for whom test results were received by the Department of Health. A person can be tested by more than one laboratory and can have both positive and negative results. **Therefore, the sum of the numbers in each column will be larger than the total number of people tested.**

Reporting lab	Inconclusive	Negative	Positive	Percent positive	Total
Georgiana Health and Rehabilitation, LLC		3			3
Gracemore Nursing and Rehab		3			3
CVS OH2518POCT COLUMBUS		2	1	33%	3
CROWNE HEALTH CARE OF FORT PAYNE		2	1	33%	3
MID-FLORIDA PATHOLOGY LLC - MOBILE UNIT # 3		1	2	67%	3
SPRING LAKE REHABILITATION CENTER			3	100%	3
ESTERO FIRE RESCUE		3			3
CVS NJ715POCT WAYNE		3			3
JACKSONVILLE PEDIATRICS			3	100%	3
IMA MEDICAL CENTER OF OVIEDO			3	100%	3
CARECENTER PHARMACY, LLC		3			3
TARRANT COUNTY PUBLIC HEALTH		3			3
RICHMOND CITY DEPARTMENT OF PUBLIC HEALTH			3	100%	3
MARINA ISLE ASSISTED LIVING		3			3
ADVENTHEALTH MEDICAL GROUP COMMUNITY MEDICINE		2	1	33%	3
ELITE PRIMARY CARE OF WAYCROSS			3	100%	3
COMMUNICABLE DISEASE CONTROL/PUBLIC HEALTH EMERGENCY PREPAREDNESS			3	100%	3
TMH PHYSICIAN PARTNERS BLOUNTSTOWN			3	100%	3
NYC PUBLIC HEALTH LABS			3	100%	3
VA OUTPATIENT CLINIC-NEW PORT RICHEY			3	100%	3
SARASOTA PERSONAL MEDICINE		2	1	33%	3
ADVENT HEALTH MEDICAL GROUP FAMILY MEDICINE			3	100%	3
VELOCITY CARE			3	100%	3
SERENADES BY SONATA		1	2	67%	3
COL CROSSROAD		1	2	67%	3
BROOME COUNTY HEALTH DEPARTMENT		2	1	33%	3
CGH MEDICAL CENTER			3	100%	3
CVS CA9803POCT RIVERSIDE		3			3
CROSSVILLE MEDICAL GROUP		1	2	67%	3
AFFORDABLE PRIMARY CARE LLC		3			3
FIRST PHYSICIANS GROUP - LORRAINE CORNERS		3			3
APEX CLINICAL LABORATORIES INC		3			3
DELAWARE PUBLIC HEALTH LABORATORY		1	2	67%	3
COMMUNITY HEALTH CENTERS INC			3	100%	3
ADVICE FOR OPTIMAL WELLNESS, INC			3	100%	3
YATES COUNTY PUBLIC HEALTH		3			3
CVS SC1540POCT MYRTLE BEACH		2	1	33%	3
RAPID CITY RUGENT CARE			3	100%	3
MEDEXPRESS URGENT CARE - TOPEKA, SW WANAMAKER RD		3			3
QUALITY LABORATORY SERVICE		2	1	33%	3
NATURE COAST PRIMARY CARE LAB LLC			3	100%	3
GROVES CENTER			3	100%	3
EAST TENNESSEE CHILDREN'S HOSPITAL		2	1	33%	3
PEDIATRICS BY THE SEA JOG RD OFFICE			3	100%	3
MANATEE URGENT CARE LLC			3	100%	3
Kroger 627 - The Little Clinic Castleberry		2	1	33%	3
UNIVERSITY HEALTH SERVICES RIVER CAMPUS		2	1	33%	3

COVID-19: testing by laboratory

Data through Mar 20, 2021 verified as of Mar 21, 2021 at 09:25 AM

Data in this report are provisional and subject to change.

The numbers in the table below represent the number of Florida and non-Florida residents for whom test results were received by the Department of Health. A person can be tested by more than one laboratory and can have both positive and negative results. **Therefore, the sum of the numbers in each column will be larger than the total number of people tested.**

Reporting lab	Inconclusive	Negative	Positive	Percent positive	Total
VIRGINIA DEPARTMENT OF HEALTH DIVISION OF			3	100%	3
ST VINCENTS AMBULATORY CARE INC		1	2	67%	3
MEDEXPRESS URGENT CARE - NORTH LITTLE		2	1	33%	3
ADVANCED PEDIATRICS			3	100%	3
MEDICAL CENTER OF CENTRAL GEORGIA			3	100%	3
FLAGLER FAMILY MEDICINE PA			3	100%	3
GARCIA MORALES NELSON			3	100%	3
MEDEXPRESS URGENT CARE - FORT SMITH		3			3
Kroger 387 - The Little Clinic Hubbards Lane		3			3
LUCID LABORATORY SERVICES		3			3
Fort Gaines Health and Rehab		3			3
INSPIRA MEDICAL CENTER VINELAND LAB		2	1	33%	3
CAMPAZZI CONCIERGE MEDICAL SERVICES		2	1	33%	3
OHIO DEPARTMENT OF HEALTH LABORATORY		2	1	33%	3
CVS IN6757POCT COLUMBUS		3			3
LIFE CARE CENTER OF SKAGIT VALLEY		3			3
Kroger 768 - The Little Clinic Leestown Rd		2	1	33%	3
MENORAH MANOR			3	100%	3
TREASURE COAST INFECTIOUS DISEASE CONSULTANTS		1	2	67%	3
LINCOLN MEDICAL CENTER		3			3
CLEARWATER		2	1	33%	3
TAMPA INTERNATIONAL AIRPORT			3	100%	3
SEMINOLE FAMILY HEALTH CENTER		3			3
DEPARTMENT OF HEALTH AND ENVIRONMENTAL CONTROL			3	100%	3
UNIVERSITY OF KANSAS MEDICAL CENTER			3	100%	3
LEVY COUNTY DEPT. OF PUBLIC SAFETY		1	2	67%	3
MED FUSION			3	100%	3
LEESBURG REGIONAL MEDICAL CENTER URGENT CARE			3	100%	3
HEALGEN SCIENTIFIC			3	100%	3
MEDEXPRESS URGENT CARE GREENSBURG		2	1	33%	3
ESCO DRUG CO INC		3			3
THOMAS LANGLEY			3	100%	3
Kroger 635 - The Little Clinic Dacula		3			3
CVS IL3163POCT OAK PARK		3			3
BAPTIST HOSPITAL NURSING/PATIENT CARE			3	100%	3
SEACOAST PATHOLOGY PROFESSIONAL ASSOC		3			3
ROANE MEDICAL CENTER		2	1	33%	3
Sears Coastal Nursing and Rehab		3			3
NYU WINTHROP LABORATORY		3			3
CARESPOT-WELLINGTON			3	100%	3
PRISMA HEALTH MIDLANDS			3	100%	3
MEDEXPRESS URGENT CARE - BECKLEY		1	2	67%	3
KAILOS GENETICS INC		1	2	67%	3
CVS IL2798POCT CHICAGO		1	2	67%	3
VA PRIMARY CARE ANNEX			3	100%	3
MONTANA PUBLIC HEALTH LAB			3	100%	3
ADVENTHEALTH MEDICAL GROUP ADULT AND SENIOR HEALTH			3	100%	3

COVID-19: testing by laboratory

Data through Mar 20, 2021 verified as of Mar 21, 2021 at 09:25 AM

Data in this report are provisional and subject to change.

The numbers in the table below represent the number of Florida and non-Florida residents for whom test results were received by the Department of Health. A person can be tested by more than one laboratory and can have both positive and negative results. **Therefore, the sum of the numbers in each column will be larger than the total number of people tested.**

Reporting lab	Inconclusive	Negative	Positive	Percent positive	Total
THE OASIS BEACHSIDE		3			3
Kroger 093 - The Little Clinic Stapleton		2	1	33%	3
Kroger 522 - The Little Clinic Gahanna		2	1	33%	3
REGIONAL MEDICAL CENTER BAYONET POINT			3	100%	3
BOLING, STEPHANIE		3			3
TRUE HEALTH – LAKE UNDERHILL		3			3
NEWSTAR MEDICAL LABORATORIES		3			3
Kroger 448 - The Little Clinic Mason		3			3
WELLSTAR KENNESTONE HOSPITAL			3	100%	3
PROMPT CARE OF CENTRAL FLORIDA LLC			3	100%	3
ALL4KIDZ PEDIATRICS LLC		2	1	33%	3
FULGENT GENETICS HOUSTON		3			3
WHOLE CHILD PEDIATRICS			3	100%	3
ALLIANCE FOR MULTISPECIALTY RESEARCH		3			3
SHANDS AT LAKE SHORE LAB		1	2	67%	3
MINUTECLINIC #788		3			3
Cleveland Clinic Weston			3	100%	3
BAPTIST PRIMARY CARE FERNANDINA BEACH			3	100%	3
ORLANDO AIRPORT DIALYSIS		3			3
MARION COUNTY FIRE RESCUE		3			3
EAST SIDE CLINICAL LABORATORY		2	1	33%	3
GUTHRIE CORNING HOSPITAL LABORATORY		3			3
VIRGINIA DIVISION OF CONSOLIDATED LABORATORIES			3	100%	3
NOVANT HEALTH PRESBYTERIAN		2	1	33%	3
PROHEALTH PRIMARY CARE - GLEN OAKS		3			3
ORLANDO REGIONAL HEALTH SERVICES		1	2	67%	3
Rosedale Green		3			3
EASTMAN HEALTHCARE & REHAB		3			3
BNC Medical Investors, LLC Berrien Nursing & Rehabilitation Center		3			3
CALLE OCHO DIALYSIS			3	100%	3
CROSSROADS URGENT CARE PLLC		3			3
CENTRAL DUPAGE HOSPITAL			3	100%	3
THE PATHOLOGY LABORATORY		1	2	67%	3
CARENOW-LEBANON		1	2	67%	3
LILY'S PROMISE AL#12775		3			3
MINUTECLINIC, LLC #05814		3			3
ONSLOW MEMORIAL HOSPITAL LABORATORY		3			3
ERIE COUNTY PUBLIC HEALTH CLINICAL		3			3
SPARROW CENTRAL LAB			3	100%	3
SOLERA SPECIALTY PHARMACY LLC		2	1	33%	3
CLINICA HISPANIA			3	100%	3
SMOKY MOUNTAIN URGENT CARE AND FAMILY MEDICINE CENTER			3	100%	3
BROOKDALE SENIOR LIVING			3	100%	3
Westside Terrace		3			3
MT CARMEL PHARMACY INC		3			3
CVS SC5471POCT LEXINGTON		2	1	33%	3
Marian Manor, Inc		3			3

COVID-19: testing by laboratory

Data through Mar 20, 2021 verified as of Mar 21, 2021 at 09:25 AM

Data in this report are provisional and subject to change.

The numbers in the table below represent the number of Florida and non-Florida residents for whom test results were received by the Department of Health. A person can be tested by more than one laboratory and can have both positive and negative results. **Therefore, the sum of the numbers in each column will be larger than the total number of people tested.**

Reporting lab	Inconclusive	Negative	Positive	Percent positive	Total
MINUTE CLINIC DIAGNOSTIC OF VIRGINIA, LLC #6292		3			3
MEDEXPRESS URGENT CARE, CHAMBERSBURG		2	1	33%	3
MAYO		1	2	67%	3
MARTHA A PRICE MD PA		1	2	67%	3
CELEBRATION PRIMARY CARE ASSOCIATES LLC		3			3
HAVEN CUSTEAD CARE CENTER			3	100%	3
St. Josephs Hospital		1	2	67%	3
NHC HealthCare Anniston		3			3
MANORCARE NURSING & REHABILITATION CENTER-NAPLES		3			3
SOUTH LAKE FAMILY HEALTH CENTER			3	100%	3
ADVANCED MEDICAL RESEARCH CENTER LLC			3	100%	3
FHPG TAMPA PRIMARY CARE			3	100%	3
AUSTIN PUBLIC HEALTH			3	100%	3
Kroger 592 - The Little Clinic Alexander Plaza		2	1	33%	3
CVS GA5637POCT VILLA RICA		3			3
SCHIFF CENTER FOR LIVER DISEASES		1	2	67%	3
HELIX MEDICAL CENTERS		1	2	67%	3
SENTARA NORFOLK GENERAL HOSPITAL CENTRAL LAB			3	100%	3
CABELL HUNTINGTON HOSPITAL CLINICAL LAB			3	100%	3
NORTHERN LIGHT LABORATORY		1	2	67%	3
TAMPA		1	2	67%	3
MONTEFIORE MEDICAL CENTER LABS MONTEFIORE		2	1	33%	3
CVS OH2486POCT NILES		1	2	67%	3
Broadview Multi-Care Center		3			3
BETTERMED URGENT CARE			3	100%	3
MEDEXPRESS-HOUSTON EAST FWY		1	2	67%	3
FLORIDA HOSPITAL LABORATORIES		3			3
MC DIAGNOSTIC OF CONNECTICUT, PC #114		3			3
SISD EMPLOYEE HEALTH CLINIC			3	100%	3
SINAI POST ACUTE NURSING AND REHAB CE		3			3
MINUTECLINIC DIAG OF IND, LLC #5369		2	1	33%	3
BEEBE MEDICAL CENTER LABORATORY		3			3
YORK HOSPITAL - LABORATORY			3	100%	3
MEDIC INFUSION PA		3			3
MEDEXPRESS URGENT CARE - RICHMOND, W BROAD ST		3			3
PATHOLOGY REFERENCE LAB LLC			3	100%	3
ORCHID COVE DAYTONA			3	100%	3
OHIO HEALTH DOCTORS HOSPITAL			3	100%	3
UHEALTH JACKSON URGENT CARE - CUTLER BAY		1	2	67%	3
Greystone Health Care Center		3			3
320 S TRANSIT ST		3			3
INTERNAL MEDICINE AND WOUND CARE SPECIALIST LLC		3			3
BAYSIDE URGENT CARE CENTER INC			3	100%	3
CVS MA2401POCT MARSHFIELD		3			3
SANFORD MOBILE LAB			3	100%	3
OLEAN GENERAL HOSPITAL		3			3
URGENT CARE OF THE SMOKIES			3	100%	3

COVID-19: testing by laboratory

Data through Mar 20, 2021 verified as of Mar 21, 2021 at 09:25 AM

Data in this report are provisional and subject to change.

The numbers in the table below represent the number of Florida and non-Florida residents for whom test results were received by the Department of Health. A person can be tested by more than one laboratory and can have both positive and negative results. **Therefore, the sum of the numbers in each column will be larger than the total number of people tested.**

Reporting lab	Inconclusive	Negative	Positive	Percent positive	Total
MARYLAND STATE DEPT OF HEALTH	2		1	33%	3
CAPTIAL REGIONAL MEDICAL CENTER			3	100%	3
LAHEY CLINIC MEDICAL CENTER			3	100%	3
TUFTS MEDICAL CENTER			3	100%	3
ST LUKES HOSPITAL LABORATORY		2	1	33%	3
MEDEXPRESS URGENT CARE - ANDERSON		3			3
CORMEUM LAB SERVICES, LLC			3	100%	3
CONCENTRA - PLANTATION		3			3
MINUTECLINIC DIAGNOSTIC OF NORTH CARO		3			3
LAURELLWOOD NURSING CENTER		1	2	67%	3
LEE MEMORIAL HOSPITAL BLOOD GAS LAB			3	100%	3
FLORIDA LABORATORY ANALYSIS, LLC			3	100%	3
BRITO MEDICAL CENTER		1	2	67%	3
WALGREENS #07502		3			3
MUNSON MEDICAL CENTER			3	100%	3
FLORIDA HOSPITAL PHYSICIANS GROUP		1	2	67%	3
NEMOURS CHILDRENS PRIMARY CARE HORIZON WEST			3	100%	3
MINUTECLINIC DIAG OF IND, LLC #6483		1	2	67%	3
MIDWAY SPECIALTY CARE RX LLC		1	2	67%	3
MINUTECLINIC DIAGNOSTIC OF VIRGINIA, LLC		3			3
OAKS OF CLEARWATER, THE		2	1	33%	3
Kennedy University Hospital -Wash Twp L		3			3
WYOMING DEPT OF HEALTH			3	100%	3
CVS NC7548POCT FUQUAY VARINA		2	1	33%	3
HARBORCHASE OF STUART			3	100%	3
SOFTCELL L-FORM LABORATORIES, LLC			3	100%	3
Kroger 758 - The Little Clinic Providence		3			3
CVS MO4850POCT SPRINGFIELD		3			3
PHYSICIANS CARE INC		1	2	67%	3
ANN STORCK CENTER INC		3			3
BAPTIST OUTPATIENT SERVICES			3	100%	3
OPP HEALTH AND REHABILITATION		3			3
MALABAR FAMILY PRACTICE		1	2	67%	3
AKRON GENERAL MEDICAL CENTER MAIN		3			3
NC STATE LABORATORY OF PUBLIC HEALTH		3			3
GO PATH LABORATORIES			3	100%	3
CVS MA6505POCT NEWTON		3			3
ACCESS HEALTH CARE		2	1	33%	3
FLORIDA GASTROENTEROLOGY ASSOCIATES PA		3			3
VIRTUA MEMORIAL HOSPITAL BURLINGTON COUNTY		1	2	67%	3
MPG JACKSONVILLE ATLANTIC BLVD		1	2	67%	3
COASTAL SKIN SURGERY AND DERMATOLOGY PL		3			3
Chestnut Park Rehabilitation and Nursing Center		3			3
COMPLETE FAMILY CARE, LLC/UNIVERSITY OF SAINT MARY		3			3
VICAR'S LANDING NURSING HOME		2	1	33%	3
PICHARDO CLINIC, THE		1	2	67%	3
CVS GA2279POCT SUWANEE		3			3

COVID-19: testing by laboratory

Data through Mar 20, 2021 verified as of Mar 21, 2021 at 09:25 AM

Data in this report are provisional and subject to change.

The numbers in the table below represent the number of Florida and non-Florida residents for whom test results were received by the Department of Health. A person can be tested by more than one laboratory and can have both positive and negative results. **Therefore, the sum of the numbers in each column will be larger than the total number of people tested.**

Reporting lab	Inconclusive	Negative	Positive	Percent positive	Total
HALIFAX HEALTH CARE FOR WOMEN		3			3
GENDERXPRESS/PICTURE ME PERFECT IMAGING			3	100%	3
OPENTRONS PRL		2	1	33%	3
BRENTWOOD SENIOR LIVING AT ST PETE			3	100%	3
RUSSELL SAGE COLLEGE WELLNESS CENTER		3			3
CVS AZ1720POCT QUEEN CREEK		3			3
MOBIL LAB FOR ALL INC		3			3
TAYLOR MANOR		1	2	67%	3
COVENANT PEDIATRICS		1	2	67%	3
CENTURY LINK SPORTS COMPLEX			3	100%	3
CVS PA2688POCT COLLEGEVILLE		3			3
UNITY HEALTH AND REHABILITATION CENTER			3	100%	3
JUPITER INTERNAL MEDICINE AND ASSOCIATES			3	100%	3
HARBOUR'S EDGE		2	1	33%	3
FIRST CARE - MIDDLESBORO			3	100%	3
EXETER HOSPITAL		3			3
AMI ST FRANCIS HOSPITAL LABORATORY		2	1	33%	3
ACL LABORATORIES INDUSTRIAL TOXICOLOGY			3	100%	3
SOUTH MIAMI HOSPITAL			3	100%	3
AVANTE INVERNESS		1	2	67%	3
NEMOURS CHILDRENS PRIMARY CARE MAITLAND			3	100%	3
SOUTH COUNTY MENTAL HEALTH CENTER INC			3	100%	3
ALOHA HOME CARE LLC DBA ACCENTCARE HOME HEALTH OF		3			3
Maryfield Inc. dba Pennybyrn		3			3
Kroger 571 - The Little Clinic Hendersonville		1	2	67%	3
SUNCOAST COMMUNITY HEALTH CENTERS INC		2	1	33%	3
STARMED FAMILY & URGENT CARE			3	100%	3
PROPATH			3	100%	3
NORTH DAKOTA DEPT OF HEALTH MICROBIOLOGY		1	2	67%	3
BROOKDALE LAKE MARY			3	100%	3
University Crossing		3			3
ALLIANCE LABS @LRMC			3	100%	3
IOWA DEPARTMENT OF PUBLIC HEALTH			3	100%	3
COMMUNITY MEDICAL CENTER			3	100%	3
CLINICAL CARE ASSOCIATES, INC			3	100%	3
ASPEN VALLEY HOSPITAL			3	100%	3
SCIENTIFIC LABORATORY DIVISION			3	100%	3
CORNERSTONE DRUG AND GIFT INC		3			3
DOCTORS OFFICE OF NEW JERSEY		3			3
NEBRASKA DEPARTMENT OF HEALTH AND HUMAN SERVICES			3	100%	3
ALLIED PHYSICIANS GROUP PLLC		3			3
CORTLAND COUNTY HEALTH DEPARTMENT		3			3
CVS AZ5026POCT MESA		3			3
PUBLIC HEALTH TRUST OF MIAMI DADE COUNTY			3	100%	3
SUMMIT MEDICAL GROUP - WEST ORANGE		3			3
MID FLORIDA CLINICAL LABORATORY		2	1	33%	3
GONZALEZ MD AND ASWAD MD HEALTH SERVICES			3	100%	3

COVID-19: testing by laboratory

Data through Mar 20, 2021 verified as of Mar 21, 2021 at 09:25 AM

Data in this report are provisional and subject to change.

The numbers in the table below represent the number of Florida and non-Florida residents for whom test results were received by the Department of Health. A person can be tested by more than one laboratory and can have both positive and negative results. **Therefore, the sum of the numbers in each column will be larger than the total number of people tested.**

Reporting lab	Inconclusive	Negative	Positive	Percent positive	Total
CVS PA1657POCT YORK		2	1	33%	3
MEDEXPRESS URGENT CARE NORWIN		3			3
CVS MA507POCT LEOMINSTER		2	1	33%	3
MINUTE-CLINIC DIAGNOSTIC OF VIRGINIA, LLC #3949		3			3
WEST TN HEALTH MED NORTH		3			3
LEXINGTON MEDICAL CENTER		1	2	67%	3
WALGREENS NO 19542		3			3
MEDICAL CITY DALLAS HOSPITAL			3	100%	3
CVS IL4778POCT EVANSTON		3			3
NORTHWEST FLORIDA CLINICAL LAB		1	2	67%	3
TERRACE OF ST CLOUD, THE		2	1	33%	3
CVS MA1006POCT BROCKTON		3			3
Wynfield Park Health and Rehabilitation		3			3
FRESENIUS KIDNEY CARE			3	100%	3
Grandview Health Care Center		3			3
INTERNAL MEDICINE & PEDIATRICS WELLNESS CENTER			3	100%	3
BARONESS ERLANGER HOSPITAL		3			3
DOCTORS HOSPITAL RENAISSANCE			3	100%	3
MINUTECLINIC LLC #5176			3	100%	3
INTERCOASTAL FAMILY PRATICE		1	2	67%	3
ROCKWALL URGENT CARE			2	100%	2
STARLING AT SAN JOSE			2	100%	2
WyndRidge Health & Rehabilitation		2			2
Beth Sholom Home of Eastern Virginia		1	1	50%	2
EMERALD TRACE		2			2
MARLBORO URGENT CARE		2			2
JUST BELIEVE RECOVERY CENTER			2	100%	2
INSPIRIT SENIOR LIVING			2	100%	2
NEBRASKA MEDICAL CENTER			2	100%	2
SWEDISH COVENANT HOSPITAL			2	100%	2
MERCY CONVENIENT CARE			2	100%	2
CVS OH4301POCT NORTHFIELD		2			2
AdventHealth Care Center Orlando North			2	100%	2
OAKMONT WEST- GREENVILLE SC		2			2
CARESPOT URGENT CARE		1	1	50%	2
CLEAR LAKE REGIONAL MEDICAL CENTER			2	100%	2
VELOCITY URGENT CARE			2	100%	2
TWELVE OAKS RECOVERY CENTER			2	100%	2
BAYMEADOWS PRIMARY CARE		2			2
CVS OH6185POCT PICKERINGTON		2			2
WISE HEALTH SYSTEM		1	1	50%	2
KJ MEDICAL PRACTICE PC		2			2
BAYLOR COLLEGE OF MEDICINE			2	100%	2
Hartwell Health and Rehabilitation		2			2
MINUTECLINIC DIAGNOSTIC OF TEXAS, LLC #7435		2			2
ALVERNO CLINICAL LABORATORIES			2	100%	2
MEDEXPRESS URGENT CARE-MT PLEASANT		1	1	50%	2

COVID-19: testing by laboratory

Data through Mar 20, 2021 verified as of Mar 21, 2021 at 09:25 AM

Data in this report are provisional and subject to change.

The numbers in the table below represent the number of Florida and non-Florida residents for whom test results were received by the Department of Health. A person can be tested by more than one laboratory and can have both positive and negative results. **Therefore, the sum of the numbers in each column will be larger than the total number of people tested.**

Reporting lab	Inconclusive	Negative	Positive	Percent positive	Total
Kroger 412 - The Little Clinic Oxford		2			2
FLORIDA MEDICAL CLINIC IM LUTz			2	100%	2
MINUTECLINIC DIAGNOSTIC OF NEVADA-9586		1	1	50%	2
Kroger 687 - The Little Clinic Sugar Hill		1	1	50%	2
HERNANDO CHILDREN'S			2	100%	2
JOJAN PHARMA INC		2			2
Kroger 672 - The Little Clinic Bill Kennedy & Glenwood		2			2
PALMS OF FT MYERS,THE			2	100%	2
MAYO CLINIC GROUP PRACTICE LABORATORY			2	100%	2
MASSACHUSETTS DEPARTMENT OF HEALTH			2	100%	2
STUART SURGERY CENTER, LLC			2	100%	2
CORNERSTONE MEDICAL CARE OF BRANDON		2			2
FIRST CHOICE MEDICAL PC			2	100%	2
PRIMARY CARE SERVICES AT EDGEWATER		2			2
HELIX DIAGNOSTIX			2	100%	2
MEDEXPRESS URGENT CARE - OMAHA N 72 ST		2			2
INFEXIONSHIELD INC.		2			2
DOCTORS CARE OF PALM COAST			2	100%	2
HOLY TRINITY PHARMACY LLC		2			2
DEER'S HEAD CENTER		2			2
CVS MA137POCT QUINCY		2			2
MINUTECLINIC DIAGNOSTIC OF KANSAS, PC		2			2
NATHAN LITTAUER HOSPITAL LAB		2			2
OAKMONT EAST- GREENVILLE SC, LLC		2			2
BIRMINGHAM INTERNAL MEDICINE ASSOCIATE		1	1	50%	2
SHERIDAN AT HOBE SOUND, THE			2	100%	2
BRANDYWYNE HEALTH CARE CENTER			2	100%	2
BOND COMMUNITY HEALTH CENTER			2	100%	2
VETERANS AFFAIRS MEDICAL CENTER - GREATER LOS ANGELES			2	100%	2
BENEVA LAKES ASSISTED LIVING CENTER			2	100%	2
AMERICAN MEDICAL LABORATORIES			2	100%	2
LAB CORP OF AMER SAN DIEGO			2	100%	2
Kroger 328 - The Little Clinic Henderson Road		2			2
Hackensack Univ Medical Center At Pasc		1	1	50%	2
SARASOTA MEMORIAL MEDICAL URGENT CARE CENTER			2	100%	2
ADVENTHEALTH IMAGING PARTIN SETTLEMENT			2	100%	2
FLORIDA KEYS PED & ADOLES CTR			2	100%	2
NORTHSIDE FAMILY MEDICINE AND URGENT CARE (HOLLY SPRINGS)		2			2
Kroger 667 - The Little Clinic Litchfield Park		2			2
TRINITY DIALYSIS			2	100%	2
ACCESS LABORATORIES LLC			2	100%	2
Good Samaritan Society Waukon		2			2
LIFETIME FAMILY URGENT CARE			2	100%	2
APPLING NURSING & REHABILITATION PAVIL		2			2
CVS NV5286POCT HENDERSON		2			2
University Center East			2	100%	2
CVS AZ7263POCT PHOENIX		2			2

COVID-19: testing by laboratory

Data through Mar 20, 2021 verified as of Mar 21, 2021 at 09:25 AM

Data in this report are provisional and subject to change.

The numbers in the table below represent the number of Florida and non-Florida residents for whom test results were received by the Department of Health. A person can be tested by more than one laboratory and can have both positive and negative results. **Therefore, the sum of the numbers in each column will be larger than the total number of people tested.**

Reporting lab	Inconclusive	Negative	Positive	Percent positive	Total
DRR JMC URGENT CARE DONALD ROSS			2	100%	2
NOVA SOUTHEASTERN UNIVERSITY - STUDENT MEDICAL CTR			2	100%	2
Alden Des Plaines			2	100%	2
BAYCARE OUTREACH LAB WH SOUTH			2	100%	2
MEDEXPRESS URGENT CARE-BLOOMFIELD AVEN		2			2
CDK LIBERTY ENTERPRISES, LLC		2			2
CVS MA920POCT CLINTON		2			2
Advanced Rehabilitation and Healthcare of Wichita Falls		2			2
CHESTERFIELD HEALTHCARE GROUP, INC		2			2
PRECISION DIAGNOSTIC INC		2			2
UHEALTH CARDIOLOGY			2	100%	2
COLUMBIA COTTAGE		2			2
MEMORIAL HEALTH SYSTEM		1	1	50%	2
MEDEXPRESS URGENT CARE - LINCOLN VILLA		2			2
ManorCare Rehab Center of Marietta		2			2
Walgreens #19019		2			2
Tidelands Health Rehabilitation Hospital			2	100%	2
Kroger 745 - The Little Clinic Somerset		2			2
MD NOW URGENT CARE MEDICAL CENTERS INC			2	100%	2
ST JOHN'S RIVERSIDE HOSPITAL		2			2
MEDEXPRESS URGENT CARE-SELINGSGROVE		2			2
CREATIVE HEALTH CENTER			2	100%	2
SPECIALTY LABORATORIES			2	100%	2
MC MEDICAL			2	100%	2
BROOKDALE ALTAMONTE SPRINGS			2	100%	2
SACRED HEART HOSPITAL ON THE EMERALD			2	100%	2
DOCTOR'S IN-HOUSE LAB/COMMUNITY HEALTH CENTERS OF PINELLAS - JOHNNIE R			2	100%	2
LAWRENCE GENERAL HOSPITAL			2	100%	2
WHITESANDS OUTPATIENT TREATMENT		2			2
ST JOSEPH'S HOSPITAL INC			2	100%	2
MERCY HEALTH LAB		1	1	50%	2
ELMHURST MEMORIAL HOSPITAL			2	100%	2
FL DEPT OF HEALTH MARION COUNTY MOBILE HEALTH UNIT			2	100%	2
JRS LABORATORY			2	100%	2
PROSPECT URGENT CARE			2	100%	2
PRONTO URGENT CARE			2	100%	2
PM PEDIATRICS OF SELDEN, PLLC		2			2
SUMMERFIELD RETIREMENT LIVING, INC			2	100%	2
CONCENTRA - ORLANDO SOUTH II		2			2
NYU LANGONE HUNTINGTON MEDICAL GROUP		2			2
URGENT CARE AND SURGERY CENTER			2	100%	2
MAINE CENTER FOR DISEASE CONTROL AND PREVENTION			2	100%	2
BAYCARE LABORATORIES			2	100%	2
Macon Valley Nursing and Rehabilitation Center		2			2
Manor Care-Kingston Court of York PA, LLC		2			2
MEDEXPRESS URGENT CARE, HANOVER		2			2
MARCO ISLAND MEDICAL CENTER			2	100%	2

COVID-19: testing by laboratory

Data through Mar 20, 2021 verified as of Mar 21, 2021 at 09:25 AM

Data in this report are provisional and subject to change.

The numbers in the table below represent the number of Florida and non-Florida residents for whom test results were received by the Department of Health. A person can be tested by more than one laboratory and can have both positive and negative results. **Therefore, the sum of the numbers in each column will be larger than the total number of people tested.**

Reporting lab	Inconclusive	Negative	Positive	Percent positive	Total
CARE ATC SUN HYDRAULICS TALLAVAST			2	100%	2
Jackson Health Care Facility			2	100%	2
LAKE SUCCESS EXTENDED CARE		2			2
MY PHARMACY			2	100%	2
JEFFERSON WASHINGTON TOWNSHIP HOSPITAL		2			2
NORTON IMMEDIATE CARE CENTER - PRESTON			2	100%	2
PANCARE HEALTH - SNEADS ELEMENTARY			2	100%	2
Van Wert Manor		2			2
UC CORAL GABLES			2	100%	2
SUNCOAST BLOOD BANK			2	100%	2
MC DIAGNOSTIC OF CONNECTICUT, PC #252		1	1	50%	2
BAPTIST HOSPITAL INTERNAL MEDICINE GULF BREEZE			2	100%	2
LIFT HEALTH		2			2
Cottage of the Shoals		2			2
AMERICAN RESEARCH CENTERS OF FLORIDA			2	100%	2
CVS IN6559POCT AVON		2			2
VIRGINIA DEPT OF HEALTH OFFICE OF EPIDEMIOLOGY			2	100%	2
COVANCE			2	100%	2
LABRADOR PRIMARY CARE CENTER			2	100%	2
HAMILTON COUNTY HEALTH DEPARTMENT		2			2
ORLANDO LUTHERAN TOWERS		1	1	50%	2
RDX BIOSCIENCE INC			2	100%	2
TMH EC NORTHEAST LABORATORY			2	100%	2
CVS AZ9290POCT PHOENIX		2			2
JOINT AMBULATORY CARE CENTER		2			2
MINUTECLINIC MINUTECLINIC #4978		1	1	50%	2
GRASSY SPRAIN PHARMACY INC		2			2
UNIVERSITY OF TEXAS AT EL PASO, THE			2	100%	2
NEW YORK CITY CENTRAL COVID			2	100%	2
RCA LABORATORY SERVICES LLC			2	100%	2
BEAUFORT MEMORIAL			2	100%	2
HEALTH AND WELLNESS URGENT CARE LLC			2	100%	2
MINUTECLINIC DIAG OF IND, LLC #6908		2			2
SARASOTA IMMEDIATE CARE			2	100%	2
MID AMERICA CLINICAL LABS			2	100%	2
VANAYER HEALTHCARE AND REHAB CENTER		2			2
CHARLOTTE COUNTY HEALTH DEPARTMENT			2	100%	2
EASTSIDE SPORTS COMPLEX			2	100%	2
PALOS COMMUNITY HOSPITAL LABORATORY			2	100%	2
CLEARWATER PAIN MANAGEMENT ASSOCIATES			2	100%	2
GULF COAST MEDICAL CENTER RESPIRATORY CARE			2	100%	2
NAVAL BRANCH MEDICAL CLINIC			2	100%	2
PT&J REHAB LLC		1	1	50%	2
VENETIAN GARDENS		2			2
PHYSICIANS LABORATORY SERVICES			2	100%	2
PEDIATRIC HEALTH CARE		1	1	50%	2
CARENOW LENEXA			2	100%	2

COVID-19: testing by laboratory

Data through Mar 20, 2021 verified as of Mar 21, 2021 at 09:25 AM

Data in this report are provisional and subject to change.

The numbers in the table below represent the number of Florida and non-Florida residents for whom test results were received by the Department of Health. A person can be tested by more than one laboratory and can have both positive and negative results. **Therefore, the sum of the numbers in each column will be larger than the total number of people tested.**

Reporting lab	Inconclusive	Negative	Positive	Percent positive	Total
MARYWOOD NURSING CARE CENTER		2			2
Lebanon VAMC		1	1	50%	2
DEPT OF HEALTH			2	100%	2
Kroger 101 - The Little Clinic Hill Top		2			2
MAURY REGIONAL MEDICAL CENTER		2			2
MORRISTOWN MEMORIAL HOSPITAL		2			2
MINUTECLINIC, DIAGNOSTIC OF TEXAS, LLC		2			2
POMONA VALLEY COMMUNITY HOSPITAL			2	100%	2
LAKE BALDWIN			2	100%	2
Heartland Healthcare Center Boca Raton			2	100%	2
WEAKLEY COUNTY REHAB AND NURSING CENTER		2			2
SHANDS JACKSONVILLE CLINICAL CENTER		1	1	50%	2
IN AND OUT URGENT CARE			2	100%	2
BROOKSVILLE DIALYSIS			2	100%	2
TEQUESTA FAMILY MEDICAL CENTER LLC			2	100%	2
MANATEE MEMORIAL HOSPITAL CLINICAL LABORATORY			2	100%	2
MEDEXPRESS URGENT CARE - LAWRENCE		2			2
VALLEY BAPTIST MEDICAL CENTER: BROWNSVILLE			2	100%	2
CVS MO5724POCT KANSAS CITY		2			2
CALIFORNIA DIVISION OF COMMUNICABLE DISEASE CONTROL			2	100%	2
PM PEDIATRICS OF BAYSIDE, PLLC - MANHASSET		2			2
NLC LABS			2	100%	2
BIOMAT USA			2	100%	2
APPLECARE VALDOSTA			2	100%	2
MEMORIAL HOSPITAL WEST			2	100%	2
REGIONS HOSPITAL LABORATORY			2	100%	2
COOK HOSPITAL AND CARE CENTER		1	1	50%	2
NORTHWELL HEALTH			2	100%	2
AGILE URGENT CARE			2	100%	2
THE FOUNTAIN AT BOCA CIEGA BAY		2			2
INTERMOUNTAIN MEDICAL CENTER			2	100%	2
STEWARD ST ELIZABETH MEDICAL CENTER			2	100%	2
INTERNAL MEDICINE ASSOCIATES-DUNELLON			2	100%	2
MEDEXPRESS URGENT CARE - ROSS TOWNSHIP		2			2
RAPID URGENT CARE - ALBANY			2	100%	2
LEGACY ER & URGENT CARE - FRISCO WEST			2	100%	2
FLORIDA MENTOR FAULKNER GROUP HOME			2	100%	2
DOWN HOME MEDICAL			2	100%	2
WE CARE HOME HEALTH SOLUTIONS LLC			2	100%	2
MEDEXPRESS URGENT CARE - CONWAY		2			2
HAWAII DEPARTMENT OF HEALTH			2	100%	2
CAREWELL JW - WORCESTER LNC			2	100%	2
AFC PHYSICIANS OF FLORIDA, PA			2	100%	2
HOUSTON HEALTH DEPARTMENT - BUREAU OF LABORATORY SERVICES			2	100%	2
NORTH COUNTRY FAMILY HEALTH CENTER INC		2			2
Buena Vista Care Center		2			2
GIGI WOOD DAVIS DO-FAMILY MEDICINE		2			2

COVID-19: testing by laboratory

Data through Mar 20, 2021 verified as of Mar 21, 2021 at 09:25 AM

Data in this report are provisional and subject to change.

The numbers in the table below represent the number of Florida and non-Florida residents for whom test results were received by the Department of Health. A person can be tested by more than one laboratory and can have both positive and negative results. **Therefore, the sum of the numbers in each column will be larger than the total number of people tested.**

Reporting lab	Inconclusive	Negative	Positive	Percent positive	Total
Imboden Creek Living Center		2			2
MEDEXPRESS URGENT CARE - RUNNEMEDE		1	1	50%	2
DEBORAH HEART AND LUNG CENTER		2			2
MEDEXPRESS URGENT CARE-SALINA, S 9TH ST		2			2
INTEGRATED REGIONAL LABS			2	100%	2
PRIMACARE MEDICAL LAKEWOOD			2	100%	2
SENDER RETREAT ADULT DAY CARE CENTERS			2	100%	2
SHORE MEDICAL CENTER		2			2
Kroger 409 - The Little Clinic Hebron Marketplace		1	1	50%	2
CHRISTUS SPOHN HOSPITAL			2	100%	2
JB SA-SAM HOUSTON			2	100%	2
St. Luke's Care Center		2			2
BLOSSOMS ASSISTED LIVING 1 LLC			2	100%	2
Sevierville Health and Rehabilitation		2			2
CITRUS DERMATOLOGY			2	100%	2
REELFOOT FAMILY WALK IN CLINIC - TIPT		2			2
UMHC HOLLYWOOD LABORATORY			2	100%	2
INTEAM HEALTH, INC.			2	100%	2
THE CENTER FOR DISCOVERY		2			2
CVS OH4327POCT PAINESVILLE		2			2
DALLAS BAPTIST UNIVERSITY - HEALTH SERVICES			2	100%	2
RENFREW CENTERS INC		2			2
TALLAHASSEE MEMORIAL HEALTHCARE FAMILY MED RESIDENCY			2	100%	2
ADVENTHEALTH MEDICAL GROUP FAMILY AND INTERNAL		1	1	50%	2
UWMC MONTLAKE DEPT OF LAB MED			2	100%	2
Kings County Hospital Center			2	100%	2
ROYAL CARE MEDICAL CENTER			2	100%	2
CVS TX5807POCT PEARLAND		2			2
MINUTECLINIC DIAGNOSTIC OF OHIO #6139		2			2
MAWD PATHOLOGY GROUP			2	100%	2
WALGREENS #3811			2	100%	2
DUKE HEALTH REGIONAL HOSPITAL			2	100%	2
NIAGARA APOTHECARY INC		2			2
SOUTHERN SURGICAL ARTS		2			2
PHYSICIANS MEDICAL CENTER		2			2
Workmens Circle Multicare Center		2			2
NEW GEN LABS			2	100%	2
EXPRESS CARE WALK-IN CLINIC			2	100%	2
CPL LABS			2	100%	2
MEDEXPRESS URGENT CARE - SPRINGDALE, S 40TH STREET		2			2
JACKSON LABORATORY OF GENOMIC MEDICINE		2			2
SIMMONS			2	100%	2
EXCUSED ABSENCE PLLC		2			2
ADVENT HEALTH MEDICAL GROUP		2			2
A+ URGENT/PRIMARY CARE			2	100%	2
CLEVELAND CLINIC FLORIDA LABORATORY			2	100%	2
MEDEXPRESS URGENT CARE - EWING		2			2

COVID-19: testing by laboratory

Data through Mar 20, 2021 verified as of Mar 21, 2021 at 09:25 AM

Data in this report are provisional and subject to change.

The numbers in the table below represent the number of Florida and non-Florida residents for whom test results were received by the Department of Health. A person can be tested by more than one laboratory and can have both positive and negative results. **Therefore, the sum of the numbers in each column will be larger than the total number of people tested.**

Reporting lab	Inconclusive	Negative	Positive	Percent positive	Total
BAYCARE OUTREACH LAB			2	100%	2
THE CLUB AT BOYNTON BEACH, LLC			2	100%	2
CENTRAL FLORIDA FAMILY HEALTH CENTER		2			2
AMICUS MEDICAL CENTER LLC			2	100%	2
COMPLETE HEALTH MEDICAL CENTER			2	100%	2
MINUTECLINIC DIAGNOSTIC MEDICAL		2			2
SOUTH BEND MEDICAL FOUNDATION			2	100%	2
RAJ K PAI MD PA			2	100%	2
Covington Care Nursing and Rehabilitation		2			2
ASANTE ROGUE REGIONAL MEDICAL CENTER L		2			2
CROSSROADS			2	100%	2
CVS AZ33POCT TEMPE		2			2
NORTHSIDE FAMILY MEDICINE AND URGENT CARE (EAST COBB)		2			2
SOUTH DAKOTA DEPARTMENT OF HEALTH		2			2
COOPER CLINIC			2	100%	2
GULF COAST REGIONAL MEDICAL CARE		2			2
MINUTECLINIC DIAGNOSTIC, PA		2			2
DELRAY BEACH HEALTH DEPT LAB			2	100%	2
ANDERSON COUNTY HOSPITAL			2	100%	2
OAKMONT OF UNION SC, LLC		2			2
US LABS		2			2
CVS IL117OPOCT JOLIET		2			2
KANSAS CITY VA MEDICAL CENTER			2	100%	2
MAGNOLIA MANOR OF COLUMBUS		2			2
MID-FLORIDA HEMATOLOGY AND ONCOLOGY CENTERS		2			2
MATHER HOSPITAL			2	100%	2
TMH REHABILITATION CENTER		2			2
ALL PEDIATRIC CARE PA			2	100%	2
OELWEIN HEALTH CARE CENTER		2			2
WISCONSIN STATE LABORATORY OF HYGIENE		1	1	50%	2
FASTCARE LLC			2	100%	2
RIVER CITY MEDICAL ASSOCIATES, INC			2	100%	2
INTERNAL MEDICINE SPECIALISTS MEDICAL GROUP, PA		2			2
BAPTIST HEALTH LEXINGTON			2	100%	2
PRECISION CLINICAL RESEARCH			2	100%	2
FALCON HEALTH CENTER			2	100%	2
CVS NC3514POCT STANLEY		2			2
DALLAS MEDICAL CENTER			2	100%	2
Kroger 777 - The Little Clinic Shelbyville		1	1	50%	2
MONICE DR.			2	100%	2
ST LUKES HOSPITAL			2	100%	2
ADVENT HEALTH CENTRAL TEXAS		1	1	50%	2
AFC URGENT CARE CLEVELAND			2	100%	2
MEMORIAL HOSPITAL OF CARBONDALE			2	100%	2
UPS			2	100%	2
WASHINGTON STATE DEPARTMENT OF HEALTH PUBLIC HEALTH LABORATORIES			2	100%	2
HAMILTON CHD		2			2

COVID-19: testing by laboratory

Data through Mar 20, 2021 verified as of Mar 21, 2021 at 09:25 AM

Data in this report are provisional and subject to change.

The numbers in the table below represent the number of Florida and non-Florida residents for whom test results were received by the Department of Health. A person can be tested by more than one laboratory and can have both positive and negative results. **Therefore, the sum of the numbers in each column will be larger than the total number of people tested.**

Reporting lab	Inconclusive	Negative	Positive	Percent positive	Total
New Jersey Aim At Smg		2			2
QUEST DIAGNOSTICS INCORPORATED			2	100%	2
Kroger 550 - The Little Clinic Bellevue		2			2
CVS OH5457POCT POWELL		2			2
ASCENSION ST MICHAEL'S HOSPITAL LAB		1	1	50%	2
MEDRITE MEDICAL CARE PC		2			2
STARR COUNTY MEMORIAL HOSPITAL			2	100%	2
Lenawee Medical Care Facility		2			2
EXPRESS CARE OF THE SHOALS		1	1	50%	2
THOMASVILLE REGIONAL MEDICAL CENTER		2			2
Warren Center for Rehabilitation and Nursing		2			2
HEALTH & REHAB CTR AT DOLPHINS VIEW, THE			2	100%	2
SIGNATURE CARE LEWISVILLE-EMERGENCY CENTER		1	1	50%	2
MEDEXPRESS URGENT CARE - WOODBURY			2	100%	2
STARR CITY OF ROMA COMMUNITY CENTER			2	100%	2
87TH MEDICAL GROUP - MCGUIRE AMBULATORY CARE FACILITY		2			2
CVS TX7603POCT SAGINAW		2			2
AHC Forest cove		2			2
CORE OCCUPATIONAL RESOURCES, LLC			2	100%	2
CVS IL8750POCT CHICAGO		1	1	50%	2
OUR LADY OF THE LAKE REGIONAL MEDICAL CENTER			2	100%	2
METHODIST MANSFIELD MEDICAL CENTER			2	100%	2
KIDSVILLE PEDIATRICS IV PA		1	1	50%	2
OSF SAINT FRANCIS MEDICAL CENTER			2	100%	2
Cortland Acres Association		2			2
BAPTIST HEALTH SURGERY CENTER AT NORTHPOINT			2	100%	2
GRANDVIEW COLLEGE STUDENT HEALTH CENTE		2			2
LAKEVIEW HEALTH CARE SYSTEM LLC			2	100%	2
LEXINGTON PLACE			2	100%	2
DESERT HOSPITAL/CPHU CLINICAL LABORATORY			2	100%	2
NEW BRIDGE MEDICAL CENTER		2			2
PINELLAS CHD - CLEARWATER		1	1	50%	2
BROOKDALE PALM BEACH GARDENS			2	100%	2
PruittHealth Lakehaven		2			2
ASCENSION ST VINCENT'S RIVERSIDE			2	100%	2
TRICORE REFERENCE LABORATORY		1	1	50%	2
ACN PHYSICIANS GROUP CORP			2	100%	2
MINUTE CLINIC DIAGNOSTIC OF KANSAS PA		2			2
CONCENTRA - PLANT CITY		2			2
CVS CA9606POCT TEMECULA		2			2
HOME CARE PHARMACY OF PALM COAST INC		2			2
CARELINE PHARMACY AND HEALTHCARE SERVICES		1	1	50%	2
Huntington Health Care and Rehabilitation Center		2			2
BIONIC TECHNOLOGIES CORPORATION			2	100%	2
POINT OF CARE PRIVATE HEALTH MANAGEMENT			2	100%	2
SOMA MEDICAL CENTER PA #3 PALOMINO			2	100%	2
ILLINOIS DEPT OF PUBLIC HEALTH LABS			2	100%	2

COVID-19: testing by laboratory

Data through Mar 20, 2021 verified as of Mar 21, 2021 at 09:25 AM

Data in this report are provisional and subject to change.

The numbers in the table below represent the number of Florida and non-Florida residents for whom test results were received by the Department of Health. A person can be tested by more than one laboratory and can have both positive and negative results. **Therefore, the sum of the numbers in each column will be larger than the total number of people tested.**

Reporting lab	Inconclusive	Negative	Positive	Percent positive	Total
CHILDREN'S MEDICAL CENTER-EAST ORLANDO			2	100%	2
Essex Center for Rehabilitation and Healthcare		2			2
ROPER HOSPITAL			2	100%	2
BMC/JACKSONVILLE		1	1	50%	2
DMC UNIVERSITY LABORATORIES		1	1	50%	2
LIFELINK OF FLORIDA		1	1	50%	2
LEHIGH MEDICAL AND RESEARCH CENTER, INC			2	100%	2
UNIVERSITY OF MIAMI SCCC RESEARCH LABORATORY			2	100%	2
PEDIATRICS IN NORTH FLORIDA PA			2	100%	2
GRACE HEALTHCARE OF LAKE WALES		1	1	50%	2
Crowne Health Care of Greenville		2			2
Kroger 686 - The Little Clinic Farragut		2			2
NORTHSIDE HOSPITAL D/B/A ARTHRITIS		2			2
NORTH MANATEE HEALTH CARE CENTER			2	100%	2
BFT LAB			2	100%	2
TRINITAS REGIONAL MEDICAL CENTER		1	1	50%	2
BERNHARDT LABORATORIES INC			2	100%	2
STANFORD HEALTH CARE ANATOMIC PATHOLOGY & CLINICAL LAB			2	100%	2
VITAL CARE CLINIC, LLC			2	100%	2
NATIONAL JEWISH HEALTH			2	100%	2
MEDEXPRESS URGENT CARE - BROOKHAVEN		2			2
MIDDLE TENN MENTAL HEALTH INSTITUTE		2			2
CLINICAL REFERENCE LABORATORY, INC		2			2
NAVAL MEDICAL CENTER			2	100%	2
DASCENA LAB			2	100%	2
CVS PA371POCT PHILADELPHIA		2			2
The Grand Rehabilitation & Nursing Utica		2			2
ATHENA CARE RESOURCES LLC		2			2
SOMA MEDICAL CENTER PA #3 GREENACRES			2	100%	2
Crowne Health Care of Mobile		2			2
Kroger 441 - The Little Clinic Middletown		2			2
CVS MA1945POCT HANOVER		2			2
INA		1	1	50%	2
MEDEXPRESS URGEN CARE - EAST BRUNSWICK		2			2
DELAWARE DIAGNOSTICS LABS			2	100%	2
MOBILE COUNTY HEALTH DEPARTMENT		1	1	50%	2
RIGHT AT HOME			2	100%	2
DELRAY BEACH HEALTH CENTER			2	100%	2
CVS MA969POCT PALMER		2			2
AMEDISYS HOME HEALTH OF GREENVILLE			2	100%	2
AYASS BIOSCIENCE LLC			2	100%	2
SOUTHERN BREEZE HEALTHCARE		1	1	50%	2
Edward Hines, Jr. VA Hospital		2			2
SPRINGHILL SENIOR RESIDENCE		2			2
SIGNAL DIAGNOSTICS DBA FLOWHEALTH LABS			2	100%	2
NEMOURS CHILDREN'S URGENT CARE LAKE NONA			2	100%	2
Life Care Center of Elyria		2			2

COVID-19: testing by laboratory

Data through Mar 20, 2021 verified as of Mar 21, 2021 at 09:25 AM

Data in this report are provisional and subject to change.

The numbers in the table below represent the number of Florida and non-Florida residents for whom test results were received by the Department of Health. A person can be tested by more than one laboratory and can have both positive and negative results. **Therefore, the sum of the numbers in each column will be larger than the total number of people tested.**

Reporting lab	Inconclusive	Negative	Positive	Percent positive	Total
CORTLAND PARK REHABILITATION AND NURSING CENTER		1	1	50%	2
MINUTECLINIC DIAGNOSTIC OF OHIO #5060		2			2
WAKULLA URGENT CARE & DIAGNOSTIC			2	100%	2
BUFFALO CROSSINGS HEALTHCARE AND REHABILITATION CENTER			2	100%	2
HPH HOME CARE		1	1	50%	2
IN & OUT URGENT CARE METAIRIE			2	100%	2
MEDEXPRESS URGENT CARE, LANCASTER WEST		1	1	50%	2
FLORIDA CLINICAL LABORATORY INC			2	100%	2
CITRUS HEALTH NETWORK INC			2	100%	2
SPRING HILL REGIONAL HOSPITAL			2	100%	2
INTEGRITY CLINICAL RESEARCH CENTER INC		1	1	50%	2
MEMORIAL SLOAN KETTERING CANCER CENTER		1	1	50%	2
HEALTH FIRST MEDICAL GROUP			2	100%	2
HACKENSACK MERIDIAN URGENT CARE, PC		2			2
The Palms Nursing and Rehabilitation		1	1	50%	2
MARTIN MEDICAL CENTER INC		1	1	50%	2
MOORE CLINICAL RESEARCH INC			2	100%	2
ACCESS MEDICAL GROUP OF TAMPA II, INC		2			2
SOUTHERN TENNESSEE MEDICAL CENTER			2	100%	2
MEDEXPRESS URGENT CARE - WEXFORD		2			2
Chatham Nursing and Rehab Center		2			2
COX HEALTH SOUTH LAB		1	1	50%	2
STUDENT HEALTH SERVICES			2	100%	2
PREMIER PEDIATRICS LLC			2	100%	2
TMH PHYSICIAN PARTNERS MONTICELLO		1	1	50%	2
FLORIDA MEDICAL CLINIC CARDIOLOGY-ZH			2	100%	2
Manorcare Health Services West Reading North		2			2
EXCEPTIONAL EMERGENCY CENTER - AMARILLO			2	100%	2
CVS PHARMACY			2	100%	2
CARTERSVILLE MEDICAL CENTER			2	100%	2
STOP URGENT CARE			2	100%	2
MAYO CLINIC BEACHES PRIMARY CARE CTR		2			2
CVS OH3329POCT LAKEWOOD		2			2
WALGREENS #04809		2			2
MANSFIELD MEDICAL LODGE			2	100%	2
MEDEXPRESS URGENT CARE - LINCOLN N 26T		2			2
DIVERSE MEDICAL CARE LLC			2	100%	2
MIDWAY PRIMARY CARE LLC		2			2
LACORP		1	1	50%	2
COASTAL MEDICAL LAB			2	100%	2
ROCKEFELLER UNIVERSITY CLINICAL GENOMICS LABORATOR		2			2
COUNTRY COTTAGE		2			2
Elba Nursing and Rehabilitation Center, LLC		2			2
MEDAILLE COLLEGE WELLNESS CENTER		2			2
VALLEY MEDICAL LABORATORY			2	100%	2
HUMC		1	1	50%	2
MINUTECLINIC LLC #4449		2			2

COVID-19: testing by laboratory

Data through Mar 20, 2021 verified as of Mar 21, 2021 at 09:25 AM

Data in this report are provisional and subject to change.

The numbers in the table below represent the number of Florida and non-Florida residents for whom test results were received by the Department of Health. A person can be tested by more than one laboratory and can have both positive and negative results. **Therefore, the sum of the numbers in each column will be larger than the total number of people tested.**

Reporting lab	Inconclusive	Negative	Positive	Percent positive	Total
Robert Cranfield			2	100%	2
HANOVER ENDOSCOPY CENTER		2			2
MEDEXPRESS URGENT CARE - JEANNETTE		2			2
SKIN WELLNESS PHYSICIANS LLC		2			2
BIOHEALTH MEDICAL LAB INC			2	100%	2
Church Creek SNF			2	100%	2
MEDEXPRESS - WILMINGTON KIRKWOOD HIGHWAY		2			2
OMEGA RESEARCH CONSULTANTS			2	100%	2
MAGNOLIA ADULT, LLC			2	100%	2
RAPID MEDLAB (004MO)		2			2
Jersey City Medical Center		2			2
SPECTRUM HEALTH			2	100%	2
ST. ELIZABETH HEALTHCARE			2	100%	2
NORTHEAST FLORIDA HEALTH SERVICES, INC DBA FAMILY HEALTH SOURCE			2	100%	2
Medilodge of Monroe		2			2
SOUTHCARE PHARMACY INC			2	100%	2
MEMORIAL HERMANN CONSOLIDATED LABORATORY SERVICES			2	100%	2
MEDEXPRESS URGENT CARE - BENTON		2			2
LABTOX LABORATORIES			2	100%	2
GALEN BAYLOR EXTENSION		2			2
ASHLEY PEDIATRICS			2	100%	2
Camellia Gardens		2			2
PENSACOLA MEDICAL CLINIC LLC			2	100%	2
PARKRIDGE MEDICAL CENTER			2	100%	2
KEY WEST HMA PHYSICIAN MANAGEMENT, LLC			2	100%	2
Kroger 020 - The Little Clinic Wheat Ridge		2			2
Kroger 096 - The Little Clinic Orchard and Holly		2			2
Avanti Wellness and Rehab			2	100%	2
PRIMARY HEALTH CARE ASSOCIATES INC			2	100%	2
RIVERSIDE METHODIST HOSPITAL LAB			2	100%	2
ARCPPOINT LABS OF ALTAMONTE SPRINGS			2	100%	2
ESCANDON DIAGNOSTIC CLINIC			2	100%	2
WALGREENS #06583		2			2
Kroger 549 - The Little Clinic Clinton Highway		2			2
GASTROENTEROLOGY ASSOCIATES			2	100%	2
CONWAY MEDICAL CENTER			2	100%	2
CERTIVIA LABORATORIES			2	100%	2
CSS- TWELVE OAKS			2	100%	2
CVS OH3980POCT KENT		2			2
107TH PLACE GROUP HOME		2			2
MEDEXPRESS URGENT CARE - SOUTH CHARLESTON		2			2
PARKLAND HEALTH & HOSPITAL			2	100%	2
HARRINGTON PARK HEALTH AND REHAB		2			2
Kroger 127 - The Little Clinic Lakewood-Alameda		2			2
ADVENTIST HINSDALE HOSPITAL LABORATORY			2	100%	2
CARTER BLOOD CARE			2	100%	2
FEDERAL CORRECTIONAL INSTITUTION MARIANNA			2	100%	2

COVID-19: testing by laboratory

Data through Mar 20, 2021 verified as of Mar 21, 2021 at 09:25 AM

Data in this report are provisional and subject to change.

The numbers in the table below represent the number of Florida and non-Florida residents for whom test results were received by the Department of Health. A person can be tested by more than one laboratory and can have both positive and negative results. **Therefore, the sum of the numbers in each column will be larger than the total number of people tested.**

Reporting lab	Inconclusive	Negative	Positive	Percent positive	Total
HEALTH GROUP CENTER INC			2	100%	2
TENNESSEE VALLEY HCS			2	100%	2
AZALEA HEALTH AND REHABILITATION		2			2
PALM COAST DIALYSIS		2			2
DNA DIAGNOSTICS CENTER		2			2
Alden Terrace of McHenry			2	100%	2
SHELBYVILLE HOSPITAL COMPANY		2			2
CHI MEMORIAL PRIMARY CARE ASSOCIATES-A		2			2
Birchaven		2			2
CVS MA447POCT NORTHAMPTON		2			2
DR. G'S URGENT CARE			2	100%	2
GOLDSTEIN			2	100%	2
SMITH NORTHVIEW HOSPITAL LAB			2	100%	2
SAWGRASS PEDIATRIC PARTNERS LLC			2	100%	2
PUBLIC HEALTH LABORATORY	1		1	50%	2
CROSSROADS URGENT CARE DBA URGENT TEA		2			2
PEACE RIVER MEDICAL CENTER		2			2
STAGES OF LIFE MEDICAL INSTITUTE			2	100%	2
MINUTECLINIC DIAGNOSTIC PA #7110		2			2
CVS NV8784POCT LAS VEGAS		1	1	50%	2
ADVANTA ANALYTICAL LABORATORIES			2	100%	2
WOMENS CARE FLORIDA LLC-LABORATORY		2			2
SYNEOS HEALTH			2	100%	2
NORTH OKALOOSA PHYSICIAN GRP - WALK IN CLINIC			2	100%	2
CVS TX7675POCT RED OAK			2	100%	2
MEDEXPRESS URGENT CARE - BRIDGEVILLE		2			2
FLORIDA MEDICAL CENTER OF CLEARWATER		2			2
VA OUTPATIENT PHARMACY			2	100%	2
MEMORIAL HEALTH UNIVERSITY MEDICAL CENTER			2	100%	2
CONEMAUGH MEMORIAL MEDICAL CENTER		2			2
ACCESS MEDICAL GROUP OF FLORIDA CITY			2	100%	2
Greystone Nursing and Rehab, LLC			2	100%	2
GEISINGER MEDICAL CENTER		2			2
SOUTHSIDE FAMILY MEDICAL		2			2
MEDLOGIC, LLC		2			2
USCG ABBOTT BINAXNOW		1	1	50%	2
NEMOURS CHILDRENS PRIMARY CARE			2	100%	2
MEMORIAL HERMANN HOSPITAL			2	100%	2
SYLVAN NURSING			2	100%	2
ASSOCIATES IN UROGYNECOLOGY MD LLC		2			2
CVS MA1877POCT NORTON		2			2
MEDEXPRESS URGENT CARE - MYLAN			2	100%	2
PALM BAY COMMUNITY OUTPATIENT CLINIC		2			2
APC PEDIATRICS			2	100%	2
DALLAS VA MEDICAL CENTER - VA NORTH TEXAS HEALTH CARE SYSTEM			2	100%	2
RRMC CREEKSIDE LAB		2			2
WURLAND NURSING AND REHABILITATION, L		2			2

COVID-19: testing by laboratory

Data through Mar 20, 2021 verified as of Mar 21, 2021 at 09:25 AM

Data in this report are provisional and subject to change.

The numbers in the table below represent the number of Florida and non-Florida residents for whom test results were received by the Department of Health. A person can be tested by more than one laboratory and can have both positive and negative results. **Therefore, the sum of the numbers in each column will be larger than the total number of people tested.**

Reporting lab	Inconclusive	Negative	Positive	Percent positive	Total
MEDICAL ASSOCIATES OF BREVARD DR S VYAS			2	100%	2
ENVOY OF FORK UNION, LLC DBA ENVOY AT THE VILLAGE		2			2
SKR MEDICAL ADVISORS		2			2
HAPPY KIDZ PEDIATRICS PL		1	1	50%	2
FKC AMELIA ISLAND DIALYSIS			2	100%	2
Kroger 426 - The Little Clinic Suwanee		2			2
VISITING PHYSICIANS OF THE TREASURE COAST LLC			2	100%	2
HOME ACCESS HEALTH			2	100%	2
RICHICHI FAMILY HEALTH			2	100%	2
TENNESSEE DEPARTMENT OF HEALTH (TDH) - REGIONAL LABORATORY			2	100%	2
CVS OH4499POCT LYNDHURST		2			2
PALM WEST INTERNIST PA			2	100%	2
THE WINDSOR ORTEGA		2			2
EDGEWATER RETIREMENT MANOR			2	100%	2
CVS IL7017POCT BLOOMINGTON		2			2
CVS SC7567POCT BOILING SPRINGS		1	1	50%	2
Delaware Court Healthcare Center		2			2
FLAGLER PROFESSIONAL HEALTH CAE SERVICES INC		2			2
Kroger 619 - The Little Clinic Hendersonville Indian Lake		2			2
MAYO CLINIC COUMADIN CLINIC LABORATORY		1	1	50%	2
CVS TX7156POCT RICHARDSON		2			2
RAPID RESULT CORP LLC		1	1	50%	2
Kroger 130 - The Little Clinic Colorado Springs		2			2
DURAND SENIOR CARE & REHAB CENTER		2			2
SUNBRIDGE CARE & REHAB FOR DECATUR		2			2
MAIN STREET MEDICAL CENTERS		2			2
PALMETTO FAMILY HEALTH CENTER			2	100%	2
Beecher Manor Nursing and Rehabilitation Center		2			2
Eagle Health and Rehabilitation		2			2
FAMILY CARE SPECIALISTS OF ORLANDO			2	100%	2
CVS PA7132POCT THORNDALE		2			2
BELLIN HOSPITAL			2	100%	2
Kroger 739 - The Little Clinic La Grange Road		2			2
NATIONWIDE LABORATORY SERVICES		1	1	50%	2
LIFESPRING COMMUNITY HEALTH		2			2
SCDHEC BUREAU OF LABORATORIES			2	100%	2
GOLISANO PEDIATRICS PORT CHARLOTTE HARBOR		2			2
SAFE PMC		2			2
LABCORP OF AMERICA HOLDINGS		1	1	50%	2
FLORIDA DEPARTMENT OF HEALTH IN ESCAMBIA COUNTY		1	1	50%	2
MEMORIAL HERMANN			2	100%	2
CVS OH4300POCT STRONGSVILLE		2			2
JACKSONVILLE VA OPC			2	100%	2
WillowBrooke Court at Westminster Village		2			2
STATCARE URGENT AND WALK-IN			2	100%	2
POPLAR HEALTHCARE			2	100%	2
CVS SC2497POCT LEXINGTON		2			2

COVID-19: testing by laboratory

Data through Mar 20, 2021 verified as of Mar 21, 2021 at 09:25 AM

Data in this report are provisional and subject to change.

The numbers in the table below represent the number of Florida and non-Florida residents for whom test results were received by the Department of Health. A person can be tested by more than one laboratory and can have both positive and negative results. **Therefore, the sum of the numbers in each column will be larger than the total number of people tested.**

Reporting lab	Inconclusive	Negative	Positive	Percent positive	Total
ROBERTS WESLEYAN COLLEGE HEALTH CENTE		2			2
GERM BUSTERS 911 LLC			2	100%	2
HUMILITY OF MARY HEALTH PARTNERS			2	100%	2
MINUTECLINIC DIAGNOSTIC OF OHIO #6192		2			2
CHAPPEL GROUP RESEARCH, THE		2			2
PATIENT FIRST MEDICAL CENTER-CARYTOWN			2	100%	2
LILY PHARMACY		2			2
Virginia Gay Nursing and Rehab		2			2
AFC/DOCTORS EXPRESS NORTH BERGEN		2			2
Kroger 519 - The Little Clinic Georgesville Square		2			2
HEALTH EXPRESS URGENT CARE			2	100%	2
FALLSBURG CHAI		2			2
ATLAS GENOMICS			2	100%	2
CVS TX3292POCT WYLIE		2			2
MEASE MANOR MEMORY CARE		2			2
Piney Grove Nursing and Rehabilitation Center		2			2
Luther Acres Manor		2			2
BAPTIST HOSPITAL OF MIAMI MCI BROWARD LABORATORY			2	100%	2
University Plaza Rehabilitation and Nursing			2	100%	2
SPECTRA EAST INC		1	1	50%	2
OAKBRIDGE TERRACE AT SAE			2	100%	2
LEGACY LABORATORY SERVICES			2	100%	2
PREMIER MEDICAL LABORATORY			2	100%	2
BERGEN COUNTY SURGICAL AND ENDOSCOPY CENTER		2			2
BLUEWATER TOXICOLOGY			2	100%	2
JASPER MEMORIAL HOSPITAL		1	1	50%	2
Iron County Medical Care Facility		2			2
VA CBOC			2	100%	2
SANFORD REGIONAL HOSPITAL WORTHINGTON		2			2
GOUVERNEUR HOSPITAL LABORATORY		2			2
JMC TALLAHASSEE, LLC			2	100%	2
VISTACARE PHARMACY I		2			2
UNIVERSITY OF MISSOURI HEALTH CARE			2	100%	2
MANASOTA PEDIATRICS			2	100%	2
MEDICAL CENTER LABORATORY			2	100%	2
AUGUSTA HEALTH SKILLED CARE			2	100%	2
MINUTECLINIC DIAGNOSTIC OF PA LLC		2			2
CATSKILL REGIONAL MEDICAL CENTER		2			2
Colonial Manor Nursing and Rehabilitation Center		2			2
Lake Charles Healthcare LLC dba Landmark Lake Charles			2	100%	2
CIMA MEDICAL CENTER		1	1	50%	2
DEKALB MEDICAL CENTER LABORATORY			2	100%	2
OCALA REGIONAL KIDNEY CENTER-WEST			2	100%	2
ST. MARY'S MEDICAL CENTER EVANSVILLE, INC			2	100%	2
LINIL VISITING NURSES, INC		2			2
JORDAN VALLEY MEDICAL CENTER			2	100%	2
CENTRAL ARKANSAS VETERANS HEALTHCARE SYSTEM - VETERANS AFFAIRS			2	100%	2

COVID-19: testing by laboratory

Data through Mar 20, 2021 verified as of Mar 21, 2021 at 09:25 AM

Data in this report are provisional and subject to change.

The numbers in the table below represent the number of Florida and non-Florida residents for whom test results were received by the Department of Health. A person can be tested by more than one laboratory and can have both positive and negative results. **Therefore, the sum of the numbers in each column will be larger than the total number of people tested.**

Reporting lab	Inconclusive	Negative	Positive	Percent positive	Total
FLORIDA DEPARTMENT OF HEALTH PINELLAS COUNTY-			2	100%	2
Providence of Sparta Health and Rehabilitation		2			2
YOUTH AND YOU, INC		2			2
TEXAS REGIONAL ASTHMA & ALLERGY CENTER			2	100%	2
ORLANDO HEALTH PHYSICIAN GROUP			2	100%	2
CRUC CMCH-COVID-19		2			2
HAILE MEDICAL GROUP PA		2			2
Kroger 477 - The Little Clinic Fort Mitchell		2			2
MEDEXPRESS URGENT CARE - MARTINSVILLE		2			2
WILSON MEMORIAL HOSPITAL			2	100%	2
FLORIDA COMMUNITY HEALTH CENTERS, INC.			2	100%	2
RABI SINHA, MD		2			2
UW HOSPITAL AND CLINICS		1	1	50%	2
BOSTON MEDICAL CENTER			2	100%	2
UT PATH			2	100%	2
UK HEALTHCARE			2	100%	2
UTMB PATHOLOGY CLINICAL SERVICES LABORATORY			2	100%	2
Cedar Valley Nursing & Rehab Center		2			2
SPRINGS MEDICAL LAB		1	1	50%	2
KIVA AT MOUNT DORA			2	100%	2
NORTH MCALLEN PEDIATRIC CENTER			2	100%	2
WillowBrooke Court at Southampton Estates		2			2
SHELL POINT HOME HEALTH			2	100%	2
RAPID MD			2	100%	2
UNITED MEMORIAL MEDICAL CENTER			2	100%	2
UVA HEALTH SYSTEM MEDICAL LABORATORIES			2	100%	2
WARD MEMORIAL HOSPITAL		2			2
ADVANCED MEDICAL OF FLORIDA			2	100%	2
DOCTORS MEDICAL CTR OF WALTON COUNTY			2	100%	2
FLORIDA PRIMARY CARE CENTER PA		2			2
441 URGENT CARE-MULBERRY			2	100%	2
OPTUM PRIMARY CARE		1	1	50%	2
WALKONCLINIC			2	100%	2
NEMOURS CHILDREN'S PRIMARY CARE OF VERO BEACH			2	100%	2
GREEN POINT RX INC DBA ALTRU CHEMISTS		2			2
SANTA ROSA COUNTY HEALTH DEPARTMENT			2	100%	2
MD NOW URGENT CARE CENTER INC.			2	100%	2
MEDERI CARETENDERS		1	1	50%	2
JUPITER PEDIATRIC ASSOCIATES, PA		1	1	50%	2
NEMOURS CHILDREN'S PRIMARY CARE THE VILLAGES		2			2
RIVERVIEW MEDICAL CLINIC		2			2
CHIEFLAND MEDICAL CENTER LLC			2	100%	2
CATHOLIC HEALTH LABORATORY SERVICES		2			2
ACCESS 365 URGENT CARE LLC			2	100%	2
UNIVERSITY OF MARYLAND MEDICAL CENTER			2	100%	2
CVS AZ5477POCT SURPRISE		2			2
SOUTHEAST GEORGIA HEALTH SYSTEM			2	100%	2

COVID-19: testing by laboratory

Data through Mar 20, 2021 verified as of Mar 21, 2021 at 09:25 AM

Data in this report are provisional and subject to change.

The numbers in the table below represent the number of Florida and non-Florida residents for whom test results were received by the Department of Health. A person can be tested by more than one laboratory and can have both positive and negative results. **Therefore, the sum of the numbers in each column will be larger than the total number of people tested.**

Reporting lab	Inconclusive	Negative	Positive	Percent positive	Total
THE DOCTOR'S OFFICE OF WEST CALDWELL		2			2
AUSTIN REGIONAL CLINIC MICROBIOLOGY LAB			2	100%	2
JULIE STAATS DO		2			2
MISSION HOSPITAL REGIONAL MEDICAL CENTER			2	100%	2
The Suites at Western Home Communities		2			2
ASPIRUS RIVERVIEW HOSPITAL & CLINICS INC		1	1	50%	2
CVS IN6572POCT INDIANAPOLIS		2			2
TRUE HEALTH INC			2	100%	2
ADVANCE FAMILY PRACTICE LLC□			2	100%	2
WEST COAST PEDIATRICS			2	100%	2
BAPTIST HEALTHCARE - LAKEVIEW CENTER INC		2			2
PREMIER MOBILE HEALTH SERVICES, LLC			2	100%	2
VALUE DRUGS GREENLAWN INC		2			2
FLORIDA DEPARTMENT OF HEALTH IN LEE COUNTY		1	1	50%	2
MINUTECLINIC #1773		2			2
WELLNESS MEDICAL CLINIC			2	100%	2
VA SALT LAKE CITY HCS		2			2
CLEVELAND CLINIC IMAGING			2	100%	2
MEDEXPRESS URGENT CARE-WILKINS TOWNSHIP, WILLIAM PENN HIGHWAY		2			2
MINUTECLINIC DIAG OF IND, LLC #6250		2			2
PALM CITY NURSING AND REHAB CENTER			2	100%	2
TULANE MEDICAL CENTER			2	100%	2
PREVENTIVE HEALTH PARTNERS I L S C		2			2
HEARTLAND HOME HEALTH CARE		2			2
CVS MA41POCT TAUNTON		2			2
SOUTH TAMPA AFTER HOURS CLINIC			2	100%	2
UNIVERSITY COMMUNITY HEALTH SERVICES		1	1	50%	2
UHEALTH CORAL SPRINGS			2	100%	2
CITRUS PARK			2	100%	2
MINUTECLINIC LLC (2335)		1	1	50%	2
SANIBEL MEDICAL CLINIC			2	100%	2
BAYSHORE MEDICAL CENTER			2	100%	2
NORTH DAKOTA VETERANS HOME		2			2
PINARD HOME HEALTH SERVICES INC			2	100%	2
Good Samaritan Society-Blackduck		1	1	50%	2
VOLUNTEERS OF AMERICA OF FLORIDA			2	100%	2
THE EDGEWATER AND WATERMAN VILLAGE			2	100%	2
FLORIDA SCHOOL FOR THE DEAF & BLIND			2	100%	2
EXPRESSCARE URGENT CARE CENTER			2	100%	2
THE RIM URGENT CARE			2	100%	2
NYUMC CLINICAL LABORATORIES			2	100%	2
PM PEDIATRICS OF BAYSIDE, PLLC - RIVE		2			2
MIAMI DADE MEDICAL RESEARCH INSTITUTE			2	100%	2
VAULT HEALTH			2	100%	2
THE HOSPITAL OF PROVIDENCE EMERGENCY ROOM			2	100%	2
DAYTON CHILDRENS HOSPITAL LAB			2	100%	2
MCLAREN REGIONAL MEDICAL CENTER			2	100%	2

COVID-19: testing by laboratory

Data through Mar 20, 2021 verified as of Mar 21, 2021 at 09:25 AM

Data in this report are provisional and subject to change.

The numbers in the table below represent the number of Florida and non-Florida residents for whom test results were received by the Department of Health. A person can be tested by more than one laboratory and can have both positive and negative results. **Therefore, the sum of the numbers in each column will be larger than the total number of people tested.**

Reporting lab	Inconclusive	Negative	Positive	Percent positive	Total
SACRED HEART HEALTH SYSTEMS INC			2	100%	2
FLORIDA MEDICAL CLINIC RADIOLOGY DALE MABRY		2			2
ONTARIO COUNTY PUBLIC HEALTH		2			2
PHOEBE BERKS HEALTH CARE CENTER		2			2
OSF ST JOSEPH MEDICAL CENTER			2	100%	2
CQUENTIA NGS, LLC			2	100%	2
METROHEALTH SYSTEM			2	100%	2
VILLAGES HEALTH SYSTEM, LLC, THE			2	100%	2
STATE OF FLORIDA			2	100%	2
WESTMINSTER SUNCOAST			2	100%	2
MINUTECLINIC DIAGNOSTIC, PA #10252		2			2
Tuscola County Medical Care Community		2			2
Kroger 647 - The Little Clinic Newnan Crossings		1	1	50%	2
SWEETWATER NURSING CENTER		2			2
Edinboro Manor		2			2
LOWELL GENERAL HOSPITAL			2	100%	2
TGH Brandon Healthplex Laboratory			2	100%	2
WALGREENS #05477		2			2
LONG, SARAH		1	1	50%	2
ATLANTIC DIAGNOSTICS			2	100%	2
CVS CT288POCT BRISTOL		2			2
WELL HEALTH LABS			2	100%	2
HEALTH PARTNERS REGIONAL HOSPITAL			2	100%	2
AFC URGENT CARE GUNBARREL			2	100%	2
COBLESKILL REGIONAL HOSPITAL		2			2
MELBOURNE URGENT CARE			2	100%	2
CVS AZ5892POCT LAVEEN		2			2
KAISER SUNNYSIDE MEDICAL CTR LAB		2			2
GINKGO-IXLAYER		2			2
EVERYBODY'S FAMILY CLINIC		2			2
Walgreens #10207		2			2
TEXAS HEALTH CARE			2	100%	2
NEWTON MEMORIAL HOSPITAL		2			2
APALACHEE CENTER INC		2			2
UNIVERSITY HOSPITAL OF BROOKLYN		2			2
Waycross Health and Rehabilitation		2			2
FHCP ASC - ORANGE CITY			2	100%	2
CVS M08581POCT BLUE SPRINGS		1	1	50%	2
EASTERN NIAGARA HOSPITAL		2			2
WARE EXPRESS CARE			2	100%	2
MOBILE HEALTH LABS LLC			2	100%	2
CITY OF NEW YORK DEPARTMENT OF HEALTH			2	100%	2
MILFORD REGIONAL HOSPITAL			2	100%	2
CVS NH2257POCT MANCHESTER		2			2
SPRINGFIELD HOSPITAL LABORATORY			2	100%	2
WALGREENS #13605		2			2
FRASER MEMORIAL HOSPITAL		1	1	50%	2

COVID-19: testing by laboratory

Data through Mar 20, 2021 verified as of Mar 21, 2021 at 09:25 AM

Data in this report are provisional and subject to change.

The numbers in the table below represent the number of Florida and non-Florida residents for whom test results were received by the Department of Health. A person can be tested by more than one laboratory and can have both positive and negative results. **Therefore, the sum of the numbers in each column will be larger than the total number of people tested.**

Reporting lab	Inconclusive	Negative	Positive	Percent positive	Total
PEACEHEALTH CENTRAL		2			2
ROUTE 16 PHARMACY LLC DBA HOLLAND PHAR		2			2
WEST FLORIDA MEDICAL ASSOCIATES, PA			2	100%	2
CVS MA2125POCT NATICK		1	1	50%	2
UNIVERSTIY OF ILLINOIS HOSPITAL			2	100%	2
U OF MIAMI MILLER SCHOOL OF MEDICINE			2	100%	2
MIDDLEBURG PEDIATRICS			2	100%	2
CVS MINUTE CLINIC #5836		2			2
ORMOND BEACH URGENT CARE			2	100%	2
Manor At Perrysburg		2			2
CVS PA4000POCT INDIANA		2			2
CVS NH6596POCT HAMPTON		2			2
MEDEXPRESS URGENT CARE - CEDAR KNOLLS		2			2
Timber Ridge Health Care Center			2	100%	2
BRENTWOOD AT FORE RANCH			2	100%	2
ADVOCATE SHERMAN HOSPITAL			2	100%	2
TGH URGENT CARE – WESLEY CHAPEL			2	100%	2
UT AUSTIN UNIVERSITY HEALTH SERVICES			2	100%	2
SUNSHINE PHARMACY		2			2
GENETIC ASSAYS INC			2	100%	2
Walgreens #9278		2			2
PTC LABORATORIES			2	100%	2
PALM MEDICAL CENTER - PLANT CITY		2			2
CVS PA7611POCT ALLISON PARK		2			2
Crestwood Nursing Center		1	1	50%	2
MIDLAND MEMORIAL HOSPITAL			2	100%	2
JOHNSON CITY MEDICAL CENTER		1	1	50%	2
Walgreens #12427		1	1	50%	2
HELEN HAYES HOSPITAL LABORATORY		2			2
PPD CLINICAL RESEARCH UNIT			2	100%	2
HCR MANOR CARE SERVICES OF FLORIDA III INC		2			2
ARLINGTON DIALYSIS CENTER LLC		2			2
ST. JOSEPH REGIONAL MEDICAL CENTER			2	100%	2
Parkridge Specialty Care		2			2
CVS IN8669POCT INDIANAPOLIS		2			2
BAYSTATE MEDICAL CENTER		1	1	50%	2
Garden Isle Healthcare and Rehabilitation Center		2			2
SELECT MEDICAL CLINIC			2	100%	2
SOUTHEASTERN INSTITUTE OF RESTORATIVE MEDICINE		1	1	50%	2
FIRST PREVENTION AND DIALYSIS CENTER LLC			2	100%	2
Green Mountain Nursing and Rehabilitation		2			2
PALM BEACH DIABETES & ENDOCRINE SPECIALISTS PA			2	100%	2
CARE NOW DENTON			2	100%	2
MADISON HOSPITAL LABORATORY			2	100%	2
CHNJ		2			2
SUMMIT URGENT CARE PS			2	100%	2
PM PEDIATRICS OF BAYSIDE PLLC - HOPEWELL JUNCTION		2			2

COVID-19: testing by laboratory

Data through Mar 20, 2021 verified as of Mar 21, 2021 at 09:25 AM

Data in this report are provisional and subject to change.

The numbers in the table below represent the number of Florida and non-Florida residents for whom test results were received by the Department of Health. A person can be tested by more than one laboratory and can have both positive and negative results. **Therefore, the sum of the numbers in each column will be larger than the total number of people tested.**

Reporting lab	Inconclusive	Negative	Positive	Percent positive	Total
TWIN LAKES REHAB & HEALTHCARE		2			2
Granville Center	1	1			2
ADVENTHEALTH EAST ORLANDO EMPLOYEE CLINIC		2			2
RHODE ISLAND DEPARTMENT OF HEALTH LABORATORIES			2	100%	2
CVS SC2250POCT COLUMBIA		2			2
NEW YORK PSYCHIATRIC INSTITUTE		2			2
MEASE COUNTRYSIDE HOSPITAL CARDIAC REH			2	100%	2
CARE 365			2	100%	2
AHC PARIS		2			2
MARCO ISLAND HOSPITAL INC D/B/A		1	1	50%	2
Stillwater Healthcare		2			2
BAY CORRECTIONAL AND REHABILITATION FACILITY			2	100%	2
KR AT COLLEGE HARBOR		2			2
IM&P WELLNES CENTER			2	100%	2
CIGNA GATEWAY			2	100%	2
MOUNT SINAI MEDICAL CENTER OF FLORIDA, INC			2	100%	2
MEDSTAR HARBOR HOSPITAL			2	100%	2
The Friendly Home		2			2
HOLY FAMILY MEDICAL CENTER		1	1	50%	2
VALUE DRUGS BRONXVILLE INC		2			2
KEATING SPORTS CENTER		2			2
JOHN D. ARCHBOLD MEM. HOSPITAL			2	100%	2
Jacob's Creek Nursing and Rehabilitation Center		2			2
Holiday Retirement Home			2	100%	2
BOSTON PUBLIC HEALTH COMMISSION			2	100%	2
BAPTIST HOSPITAL PRIMARY CARE GULF BREEZE			2	100%	2
FLORIDA DEPARTMENT OF HEALTH (FDOH)			2	100%	2
CVS NJ2508POCT MANALAPAN		2			2
ASANTE THREE RIVERS MEDICAL CENTER LAB		2			2
Iowa Veterans Home		2			2
EASTLAKE MEDICAL CENTER		2			2
Great Lakes Health Center			2	100%	2
MEDEXPRESS URGENT CARE - SPRINGFIELD, COOLEY ST		2			2
BROOKS -TLC HOSPITAL SYSTEM			2	100%	2
WALGREENS #15495		1	1	50%	2
Kroger 853 - The Little Clinic East Broad Street		2			2
BD MEDICAL SYSTEMS			2	100%	2
CVS IN6608POCT NEW PALESTINE			2	100%	2
MAJESTIC GUARDIANS			2	100%	2
BAYLOR SCOTT & WHITE COMPREHENSIVE WOUND			2	100%	2
SCIENTIFIC LABORATORY COMPANY		2			2
CHEROKEE COUNTY HEALTH AND REHAB CENTER		2			2
MAJESTIC OAKS			2	100%	2
INSPIRE HEALTHCARE CENTER			2	100%	2
SUNNYSIDE MANOR		2			2
EXCEL URGENT CARE OF PARAMUS LLC		2			2
FLORIDA MEDICAL CENTER			2	100%	2

COVID-19: testing by laboratory

Data through Mar 20, 2021 verified as of Mar 21, 2021 at 09:25 AM

Data in this report are provisional and subject to change.

The numbers in the table below represent the number of Florida and non-Florida residents for whom test results were received by the Department of Health. A person can be tested by more than one laboratory and can have both positive and negative results. **Therefore, the sum of the numbers in each column will be larger than the total number of people tested.**

Reporting lab	Inconclusive	Negative	Positive	Percent positive	Total
HOCHBERG LOWER SCHOOL		2			2
ACKERMAN CANCER CENTER		2			2
POMERENE HOSPITAL			2	100%	2
ADVANCED MEDICAL CARE			2	100%	2
UF KANAPAHA LAB BEAKER		2			2
RAINY LAKE MEDICAL CENTER			2	100%	2
First Care Living Center/Essentia Health			2	100%	2
MASSENA HOSPITAL LABORATORY		2			2
NEIGHBORCARE PHARMACY SERVICES		2			2
MED-LAKE LABORATORY, LLC			2	100%	2
FLORIDA MEDICAL CLINIC, LLC			2	100%	2
MEMORIAL HOSPITAL OF SOUTH BEND			2	100%	2
PLASMA MED RESEARCH DBA		2			2
CROSSTOWN PHARMACY		2			2
Kroger 400 - The Little Clinic Hartley Bridge Rd		1	1	50%	2
BLACKBAG DIGITAL HEALTH LLC		2			2
CEDARS-SINAI MEDICAL CENTER			2	100%	2
ATVIVO LLC		2			2
Kroger 596 - The Little Clinic Brentwood		2			2
ONE MEDICAL GROUP		1	1	50%	2
Bedford Care Center of Hattiesburg		2			2
CHIPLEY DIALYSIS			1	100%	1
MARQUETTE GENERAL HOSPITAL			1	100%	1
EMPLOYEE WELLNESS PA			1	100%	1
PEDIATRIC ASSOCIATES - DORAL			1	100%	1
Grays Harbor Health and Rehabilitation		1			1
PALOMAR MEDICAL CENTER			1	100%	1
HEART HOSPITAL OF LAFAYETTE: EMERGENCY ROOM			1	100%	1
ASSOCIATES IN INTERNAL MEDICINE PA			1	100%	1
TRIHEALTH			1	100%	1
BAPTIST HEALTH PRIMARY CARE AT DORAL			1	100%	1
GOOD SAMARITAN HOSPITAL			1	100%	1
FREDERICK AVENUE GROUP HOME		1			1
METHODIST HEALTHCARE - MEMPHIS HOSP		1			1
Kroger 407 - The Little Clinic Lexington		1			1
SANFORD HOME		1			1
DEL PRADO MEDICAL CENTER, INC		1			1
UNIVERSITY PLACE NURSING CENTER		1			1
BELLMORE PEDIATRICS		1			1
ADVENTHEALTH SENIOR CARE AT ORMOND			1	100%	1
CHILDREN'S NATIONAL MEDICAL CENTER			1	100%	1
MID FLORIDA COMMUNITY SERVICES			1	100%	1
Valley View Health and Rehabilitation, LLC		1			1
MID-SOUTH URGENT CARE, PLLC			1	100%	1
SOUTHEASTERN INTEGRATED MEDICAL PL			1	100%	1
ERIE COUNTY EMERGENCY SERVICES DIV OF		1			1
LABORATORY SERVICES SGHS - CAMDEN		1			1

COVID-19: testing by laboratory

Data through Mar 20, 2021 verified as of Mar 21, 2021 at 09:25 AM

Data in this report are provisional and subject to change.

The numbers in the table below represent the number of Florida and non-Florida residents for whom test results were received by the Department of Health. A person can be tested by more than one laboratory and can have both positive and negative results. **Therefore, the sum of the numbers in each column will be larger than the total number of people tested.**

Reporting lab	Inconclusive	Negative	Positive	Percent positive	Total
EMERALD HEALTH CARE		1			1
DIVERSICARE OF BIG SPRINGS		1			1
Kroger 519 - The Little Clinic Staples Mill Road		1			1
BOTTINEAU GOOD SAMARITAN CENTER		1			1
AMERICAN FAMILY CARE URGENT CARE		1			1
Portsmouth Health and Rehab			1	100%	1
Kroger 006 - The Little Clinic Uintah Gardens		1			1
MULTICARE PHYSICIANS			1	100%	1
CVS AZ7855POCT TUCSON		1			1
Henry County Health and Rehabilitation		1			1
ORCHARD LABORATORIES			1	100%	1
EAST END PEDIATRICS		1			1
LAS PALMAS MEDICAL CENTER			1	100%	1
YUMA REGIONAL MEDICAL CENTER			1	100%	1
Community Care Center of Heritage House, LLC			1	100%	1
Brown Memorial Home		1			1
TOMAH VAMC			1	100%	1
LYSTER MAIN LAB, FT RUCKER		1			1
RENE F CEDENO DMD PA		1			1
YOUTH HEALTH CENTER OF HUNTINGTON		1			1
CVS MA2600POCT WEYMOUTH			1	100%	1
ST JOHNS PEDIATRICS PA		1			1
bishop rehabilitation and nursing center		1			1
PATIENT FIRST-GENERAL BOOTH			1	100%	1
MEMORIAL HOSPITAL AT GULFPORT			1	100%	1
Arlington Care Center			1	100%	1
SUNCOAST BEHAVIORAL HEALTH CENTER			1	100%	1
CVS MI8091POCT FRASER		1			1
AAA MEDICAL TESTING			1	100%	1
TARRANT MEDICAL ASSOCIATES			1	100%	1
BORINQUEN HEALTH CENTER			1	100%	1
TRAFALGAR DIALYSIS			1	100%	1
Good Samaritan Society - Albion		1			1
NORTH FLORIDA FAMILY MEDICINE			1	100%	1
VA Texas Valley Coastal Bend Harlingen HCC		1			1
SUNSHINE PEDIATRICS OF LUTz			1	100%	1
OAKWOOD HOSPITAL - SOUTHSORE			1	100%	1
TAMPA GENERAL MEDICAL GROUP LABORATORY HEALTHPARK			1	100%	1
AVON PARK CLUSTER		1			1
ST FRANCIS MEDICAL CENTER			1	100%	1
CARENOW URGENT CARE-HENDERSONVILLE		1			1
ST ANTHONY COMMUNITY HOSPITAL LAB		1			1
FOUNDCARE HEALTH			1	100%	1
MEDEXPRESS URGENT CARE - LINDEN		1			1
Summit Medical Group Morristown Oncology		1			1
THE DOCTORS OFFICE OF BRICK, LLC		1			1
ADVANCED LABORATORY SERVICES			1	100%	1

COVID-19: testing by laboratory

Data through Mar 20, 2021 verified as of Mar 21, 2021 at 09:25 AM

Data in this report are provisional and subject to change.

The numbers in the table below represent the number of Florida and non-Florida residents for whom test results were received by the Department of Health. A person can be tested by more than one laboratory and can have both positive and negative results. **Therefore, the sum of the numbers in each column will be larger than the total number of people tested.**

Reporting lab	Inconclusive	Negative	Positive	Percent positive	Total
MEDEXPRESS URGENT CARE - BENTONVILLE		1			1
BETHESDA DIALYSIS			1	100%	1
CHRISTIANA HOSPITAL		1			1
SYNERGY DIALYSIS INC			1	100%	1
Greencroft Goshen		1			1
BIOLOGICAL AND CHEMICAL EMERGENCIES LABORATORY			1	100%	1
JOSEPH REINA PHARMACY INC DBA JRX PHAR		1			1
PROVIDENCE PORTLAND MEDICAL CENTER		1			1
Cornerstone at the Ranch		1			1
SOUTH DADE NURSING & REHABILITATION CENTER□			1	100%	1
PUBLIC HEALTH LABORATORIES			1	100%	1
AVERA SACRED HEART HOSPITAL			1	100%	1
CVS MI8287POCT MACOMB		1			1
Consulate Health Care of Tallahassee			1	100%	1
PANCARE HEALTH - BRUCE			1	100%	1
CVS MA299POCT WORCESTER		1			1
LIFEGUARD AMBULANCE SERVICE LLC - BAY COUNTY			1	100%	1
KETTERING MEDICAL CENTER			1	100%	1
MIAMI-DADE COUNTY HEALTH DEPT.		1			1
CVS NV2989POCT NORTH LAS VEGAS		1			1
WEST PENSACOLA DIALYSIS CENTER			1	100%	1
ALABAMA REFERENCE LAB			1	100%	1
QUALITY URGENT CARE CENTER			1	100%	1
Fairview			1	100%	1
FLORIDA HOME HEALTH			1	100%	1
CVS MA915POCT BEVERLY			1	100%	1
OCCUPATIONAL HEALTH CENTER		1			1
Court House Center		1			1
LIBERTY COMMONS NURSING AND REHABILITA		1			1
SOUTHEAST MISSOURI HOSPITAL		1			1
NEMOURS CHILDREN HOSPITAL			1	100%	1
HAMPTON VAMC		1			1
SKY LAKES MEDICAL CENTER		1			1
BAYLOR SCOTT AND WHITE MEDICAL CENTER -CENTENTENNIAL			1	100%	1
EXPRESS WALK IN MEDICAL CENTER			1	100%	1
WINNIFRED ASSISTED LIVING FACILITY INC		1			1
Kroger 588 - The Little Clinic Thompsons Station		1			1
ER NEAR ME HULEN		1			1
MEDICAL ARTS LABORATORY			1	100%	1
FLORIDA HOSPITAL TRANSPLANT CENTER		1			1
SURGERY CENTER, THE			1	100%	1
VIVIAN SIMMONS FAMILY PRACTICE			1	100%	1
CELEBRATION FAMILY PHYSICIANS LLC			1	100%	1
SHAW MEDICAL GROUP LLC			1	100%	1
BROOKDALE WEST PALM BEACH			1	100%	1
HOUSTON MEDICAL CENTER			1	100%	1
LP ELIZABETHTON		1			1

COVID-19: testing by laboratory

Data through Mar 20, 2021 verified as of Mar 21, 2021 at 09:25 AM

Data in this report are provisional and subject to change.

The numbers in the table below represent the number of Florida and non-Florida residents for whom test results were received by the Department of Health. A person can be tested by more than one laboratory and can have both positive and negative results. **Therefore, the sum of the numbers in each column will be larger than the total number of people tested.**

Reporting lab	Inconclusive	Negative	Positive	Percent positive	Total
MEDICAL EXAMINERS OFFICE, LEESBURG			1	100%	1
LITTLE FALLS HOSPITAL LABORATORY		1			1
BEAUMONT HOSPITAL			1	100%	1
URGENT CARE OF KANSAS CITY			1	100%	1
KIOSK MEDICINE KENTUCKY LLC		1			1
CVS OH3306POCT AKRON		1			1
WESTOX LABS		1			1
The Evangelical Lutheran Good Samaritan Society Prescott Village		1			1
JACKSON MADISON CO. GEN. HOSPITAL			1	100%	1
BSA PHYSICIANS GROUP, INC D/B/A BSA FAMILY MEDICAL			1	100%	1
CVS OH4359POCT HUDSON		1			1
St. Catherine's manor of Findlay		1			1
MIDWEST COVENANT HOME, INC		1			1
Kingston Care Center of Fort Wayne		1			1
SUN CLINICAL LABORATORIES			1	100%	1
NORTH WEST FLORIDA DIAGNOSTIC ENOCRINOLOGY CLINIC			1	100%	1
HUNEYCUTT FAMILY PRACTICE			1	100%	1
BAPTIST MEDICAL PLAZA AT WESTCHESTER			1	100%	1
CHATSWORTH ASSISTED LIVING COMMUNITY AT PGA NATIONAL			1	100%	1
GULF BREEZE TREATMENT CENTER, LLC			1	100%	1
Waycross VA CBOC		1			1
SUN CITY DIAGNOSTIC CENTER			1	100%	1
ORANGE PEDIATRICS PA			1	100%	1
WELLINGTON WEST 100176			1	100%	1
ASCARATE DIALYSIS			1	100%	1
INDIGO PALMS			1	100%	1
CANDLER HOSPITAL			1	100%	1
PLANT CITY FAMILY CARE		1			1
URGENTMED PLANTATION			1	100%	1
CVS NC6633POCT FAYETTEVILLE		1			1
C V S / PHARMACY #4396		1			1
PENNY PEDIATRICS		1			1
FAMILY MEDICAL CENTERS			1	100%	1
KINGWOOD EMERGENCY CENTER			1	100%	1
TMH PHYSICIAN PARTNERS WAKULLA			1	100%	1
SYCAMORE MEDICAL CENTER-KETTERING HEALTH NETWORK			1	100%	1
HARDIN HEALTH INC		1			1
ELLICOTT CENTER FOR REHABILITATION AND		1			1
Kroger - KRO03400316			1	100%	1
NORTH CAROLINA STATE LABORATORY OF PUBLIC HEALTH, SPECTRUM LAB NETWORK			1	100%	1
CENTRAL JERSEY URGENT CARE OF GREEN BR		1			1
JET MEDICAL CENTER			1	100%	1
MEDONE URGENT CARE			1	100%	1
LIFESTREAM BEHAVIORAL CENTER INC			1	100%	1
ALL PRO ORTHOPEDICS & SPORTS MEDICINE, PA			1	100%	1
WILMINGTON NURSING AND REHAB			1	100%	1
ABSOLUTE CAREGIVERS HOME HEALTH AGENCY INC			1	100%	1

COVID-19: testing by laboratory

Data through Mar 20, 2021 verified as of Mar 21, 2021 at 09:25 AM

Data in this report are provisional and subject to change.

The numbers in the table below represent the number of Florida and non-Florida residents for whom test results were received by the Department of Health. A person can be tested by more than one laboratory and can have both positive and negative results. **Therefore, the sum of the numbers in each column will be larger than the total number of people tested.**

Reporting lab	Inconclusive	Negative	Positive	Percent positive	Total
BOCA CIEGA CENTER			1	100%	1
EXACCARE KINGSTON, LLC			1	100%	1
ALBANNA PEDIATRICS CENTER			1	100%	1
Ashland Place Health and Rehabilitation, LLC		1			1
BLANCHARD VALLEY HOSPITAL LABORATORY			1	100%	1
ATHENS MEDICAL CENTER			1	100%	1
DEVITA		1			1
Arch Plaza Nursing and Rehabilitation Center			1	100%	1
ALDEN PHARMACY		1			1
GARDEN VIEW CARE CENTER		1			1
HSRE-ASL CASSELBERRY TRS, LLC			1	100%	1
SYNAPSE ANALYTICAL LABS		1			1
Kroger 97 - The Little Clinic Hutchinson		1			1
WYOMING COUNTY DEPARTMENT OF HEALTH		1			1
YOUR HEALTH PEDIATRICS			1	100%	1
EMERSON HOSPITAL LABORATORY			1	100%	1
UPSON REGIONAL MEDICAL CENTER			1	100%	1
Arbors at Marietta		1			1
SAINT PETE MRI			1	100%	1
UW MEDICINE CHU LAB			1	100%	1
TERRELL URGENT CARE			1	100%	1
SARASOTA MEMORIAL HOSPITAL		1			1
CULVER CITY URGENT CARE			1	100%	1
FORT LOUDOUN PRIMARY CARE		1			1
MEDEXPRESS URGENT CARE - WESTFIELD, E MAIN ST			1	100%	1
MEDEXPRESS URGENT CARE - PINE BLUFF S		1			1
THE HOSPITALS OF PROVIDENCE EMERGENCY ROOM			1	100%	1
APEX HOME HEALTHCARE			1	100%	1
JEFFREY A HIRSCHFIELD, MD PA			1	100%	1
PEDIATRIC ASSOCIATES - JACKSONVILLE			1	100%	1
SPRINGBROOK HOSPITAL			1	100%	1
ADVANCED MEDICAL LABORATORIES (AML)			1	100%	1
CEPERO PEDIATRICS PA			1	100%	1
MAIN STREET PHARMACY OF MARCELLUS, INC		1			1
SOUTH TEXAS HEALTH SYSTEM ER - WARE ROAD			1	100%	1
JERSEY IRISH MEDICAL		1			1
TREASURE COAST MEDICAL CONCIERGE LLC			1	100%	1
ASSISTED LIVING AT TREZEVANT		1			1
LAREDO EMERGENCY ROOM			1	100%	1
CHAMBREL AT PINECASTLE			1	100%	1
SPINE & PAIN CONSULTANT PLLC		1			1
Rehab Select of Talladega		1			1
BRADENTON CONVENTION CENTER☐			1	100%	1
PHOEBE PRIMARY CARE CAMILLA			1	100%	1
LONESTAR 24HRER MANAGEMENT LLC DBA LONESTAR 24HRER			1	100%	1
NORTHEAST GEORGIA HEALTH SYSTEM			1	100%	1
DEPT OF VA MEDICAL CENTER - MIAMI			1	100%	1

COVID-19: testing by laboratory

Data through Mar 20, 2021 verified as of Mar 21, 2021 at 09:25 AM

Data in this report are provisional and subject to change.

The numbers in the table below represent the number of Florida and non-Florida residents for whom test results were received by the Department of Health. A person can be tested by more than one laboratory and can have both positive and negative results. **Therefore, the sum of the numbers in each column will be larger than the total number of people tested.**

Reporting lab	Inconclusive	Negative	Positive	Percent positive	Total
NEW MILFORD HOSPITAL			1	100%	1
ST. MICHAEL'S ELITE HOSPITAL			1	100%	1
PALM BEACH COUNTY SHERIFF OFFICE			1	100%	1
DOCTORS HOSPITAL OF LAREDO			1	100%	1
WALGREENS NO 10512			1	100%	1
TRANSCEND PERFORMANCE AND LIFESTYLE INSTITUTE			1	100%	1
MORSELIFE HOME CARE INC			1	100%	1
CIRRUS DX			1	100%	1
VISTA LAKE ASSISTED LIVING			1	100%	1
JACKSBORO URGENT CARE			1	100%	1
ANDERSON FAMILY MEDICINE			1	100%	1
TENNOVA ER - SANGO			1	100%	1
PREMIER FAMILY AND SPORTS MEDICINE LLC			1	100%	1
Parkside Manor		1			1
Mountain City Care and Rehabilitation Center		1			1
UNIVERSITY OF MARYLAND PATHOLOGY ASSOCIATES			1	100%	1
POUDRE VALLEY HOSPITAL			1	100%	1
MEDEXPRESS URGENT CARE - MT EPHRAIM		1			1
WATERBURY HOSPITAL REFERENCE LAB			1	100%	1
ADVENTHEALTH CENTRA CARE POINCIANA			1	100%	1
JAX FAMILY CARE		1			1
Kroger 970 - The Little Clinic Westfield			1	100%	1
MIRAMAR KIDNEY CENTER		1			1
EMORY CRAWFORD LONG HOSPITAL			1	100%	1
GULF COUNTY HEALTH DEPARTMENT			1	100%	1
American Fork Care Center dba Heritage Care Center		1			1
METROPOLITAN			1	100%	1
Sharon Care Center			1	100%	1
CAPITAL HEALTH PLAN - GOVERNORS SQUARE			1	100%	1
PRIME CARE FAMILY MEDICINE			1	100%	1
ADVENTHEALTH HOME CARE WATERMAN			1	100%	1
CLINICAL CARE, INC			1	100%	1
Caldwell Care		1			1
QUALITY LAB			1	100%	1
ANDERSON REGIONAL MEDICAL CENTER			1	100%	1
HEALTH NETWORK			1	100%	1
UF HEALTH EMERGENCY CENTER LABORATORY		1			1
NFRC CLINICAL LAB			1	100%	1
Chateau Living Center			1	100%	1
Heritage Health of Peru			1	100%	1
MEDEXPRESS URGENT CARE - LINCOLN		1			1
SPECTRUM LABORATORY			1	100%	1
HIGHLAND LABORATORY			1	100%	1
OCEANVIEW NURSING AND REHABILITAION CENTER			1	100%	1
ORCHID TERRACE		1			1
THE TOLEDO HOSPITAL			1	100%	1
Brownwood Nusing & Rehabilitation		1			1

COVID-19: testing by laboratory

Data through Mar 20, 2021 verified as of Mar 21, 2021 at 09:25 AM

Data in this report are provisional and subject to change.

The numbers in the table below represent the number of Florida and non-Florida residents for whom test results were received by the Department of Health. A person can be tested by more than one laboratory and can have both positive and negative results. **Therefore, the sum of the numbers in each column will be larger than the total number of people tested.**

Reporting lab	Inconclusive	Negative	Positive	Percent positive	Total
CVS TX19POCT SPRING		1			1
WEST BOYNTON DIALYSIS			1	100%	1
CVS AZ3749POCT GOODYEAR		1			1
PALMA CEIA MED GROUP-SWANN		1			1
DORA HOME CARE			1	100%	1
CVS IL2297144CV CHICAGO		1			1
MARYWOOD HEIGHTS		1			1
MEMPHIS URGENT CARE #2, LLC			1	100%	1
HEALTHPLUS			1	100%	1
CAROMONT HEALTH			1	100%	1
HARDIN MEMORIAL HOSPITAL - HEARTLAND PATHOLOGY CONSULTANTS			1	100%	1
CLEVELAND CLINIC OUTPATIENT LABORATORY			1	100%	1
Englewood Health Care Center		1			1
SOUTHERN FAMILY HEALTH			1	100%	1
ROSE MEDICAL CENTER LAB			1	100%	1
HAWAII DEPARTMENT OF HEALTH LAB			1	100%	1
IVAN, MAYA			1	100%	1
CVS TX1057POCT SAN ANTONIO		1			1
CLINICAL LABORATORY DEPARTMENT			1	100%	1
CLINTON DRUG STORE		1			1
Kroger 539 - The Little Clinic Memorial Blvd.		1			1
WELLPATH			1	100%	1
Central Alabama Veterans HCS - East Campus		1			1
ANDREWS			1	100%	1
ATMORE COMMUNITY HOSPITAL			1	100%	1
HENRICO DOCTOR'S LABORATORY			1	100%	1
VA Greater LA HCS-Santa Maria OPC			1	100%	1
LAKE COMMUNITY ACTION AGENCY		1			1
MEDIPLUS CLINIC, INC			1	100%	1
FLORIDA DIGESTIVE AND LIVER SPECIALISTS			1	100%	1
OHSU LABORATORY SERVICES		1			1
LIBERTY URGENT CARE			1	100%	1
MISSISSIPPI VALLEY REGIONAL BLOOD CENTER			1	100%	1
INTERNAL MEDICINE GROUP OF WINTER HAVEN PA		1			1
THE NEW JEWISH HOME		1			1
AMERICA'S ER SITE 002 LLC			1	100%	1
Miller Health Care Center			1	100%	1
BGB SUMMIT MEDICAL GROUP		1			1
PENROSE HOSPITAL			1	100%	1
SUNY AT STONY BROOK			1	100%	1
PARKWAY REGIONAL MEDICAL CENTER LAB			1	100%	1
CONTINENTAL HOME HEALTH CARE INC			1	100%	1
Bay View Nursing and Rehabilitation Center			1	100%	1
PREMIUM HOME HEALTH CARE INC			1	100%	1
INNOVATIVE CARE II LLC			1	100%	1
CENTRAL FLORIDA MEDICAL CARE			1	100%	1
LAB. CORP. OF AMERICA			1	100%	1

COVID-19: testing by laboratory

Data through Mar 20, 2021 verified as of Mar 21, 2021 at 09:25 AM

Data in this report are provisional and subject to change.

The numbers in the table below represent the number of Florida and non-Florida residents for whom test results were received by the Department of Health. A person can be tested by more than one laboratory and can have both positive and negative results. **Therefore, the sum of the numbers in each column will be larger than the total number of people tested.**

Reporting lab	Inconclusive	Negative	Positive	Percent positive	Total
MAGGY PHARMACY INC		1			1
SOUTH FLORIDA URGENT CARE CENTERS, LLC			1	100%	1
FREDERICK MEMORIAL HOSPITAL			1	100%	1
Accordius Health at Gastonia			1	100%	1
Lenbrook		1			1
VERITAS GENETICS, INC.			1	100%	1
CARESPOT - WELLINGTON			1	100%	1
Kroger 527 - The Little Clinic Hwy 70 S.		1			1
HOLYOKE MEDICAL CENTER			1	100%	1
REGIONAL MED CTR BAYONET POINT			1	100%	1
ALTA BATES SUMMIT MEDICAL CENTER CLINICAL LAB			1	100%	1
NONA MEDICAL ARTS		1			1
VERMONT DEPT OF HEALTH LABORATORY			1	100%	1
CHI ST. LUKE'S HEALTH BCM MEDICAL CENTER			1	100%	1
CROZER-CHESTER MEDICAL CENTER			1	100%	1
SPECTRUM LUDINGTON			1	100%	1
CVS AZ7841POCT TUCSON		1			1
HOLMES FAMILY PRACTICE PA			1	100%	1
Bolingreen Health and Rehabilitation		1			1
CLIFTON-FINE HOSPITAL LABORATORY		1			1
MYLAN-SOUTH POINT PA		1			1
CONCENTRA - TAMPA EAST		1			1
NORTHWEST TEXAS HEALTHCARE SYSTEM,INC			1	100%	1
DAVENPORT PEDIATRICS CLERMONT			1	100%	1
BLESSINGS MEDICAL CLINIC, THE			1	100%	1
JOHNSON & JOHNSON VISION CARE-VISTAKON			1	100%	1
CVS TN6414POCT SMYRNA		1			1
MEDEXPRESS URGENT CARE - JACKSON		1			1
Hinesville VA Clinic		1			1
CLEVELAND CLINIC OHIO LABORATORIES			1	100%	1
ARTESIAN HOME		1			1
West Bay of Tampa Center			1	100%	1
FLORIDA CLINICAL RESEARCH CENTER, LLC			1	100%	1
STEPHENS COUNTY HOSPITAL			1	100%	1
Overton Brooks VAMC		1			1
CHOTA COMMUNITY HEALTH SERVICES		1			1
LIFELINK TRANSPLANT INSTITUTE LAB			1	100%	1
CVS MA654POCT ACTON		1			1
Oakview Manor Health and Rehab		1			1
MEDEXPRESS URGENT CARE - LAWTON		1			1
PALM BEACH COUNTY HEALTH DEPT.			1	100%	1
IVY CREEK HEALTHCARE & WELLNESS CENTRE			1	100%	1
HELIX BIOMEDICS LLC			1	100%	1
ENT & ALLERGY ASSOCIATES, LLP - SLEEPY HOLLOW (ABBOTT)		1			1
DUKE UNIVERSITY POINT OF CARE TESTING PROGRAM			1	100%	1
HANCOCK REGIONAL HOSPITAL		1			1
ORMOND BEACH DIALYSIS			1	100%	1

COVID-19: testing by laboratory

Data through Mar 20, 2021 verified as of Mar 21, 2021 at 09:25 AM

Data in this report are provisional and subject to change.

The numbers in the table below represent the number of Florida and non-Florida residents for whom test results were received by the Department of Health. A person can be tested by more than one laboratory and can have both positive and negative results. **Therefore, the sum of the numbers in each column will be larger than the total number of people tested.**

Reporting lab	Inconclusive	Negative	Positive	Percent positive	Total
PAUL C SCHWARTZ & MELVIN L WEIDMAN		1			1
IDAHO HEALTH DEPARTMENT			1	100%	1
CONSULATE HEALTH CARE OF VERO BEACH			1	100%	1
GARDENS PEDIATRICS			1	100%	1
PASCO COUNTY HEALTH DEPARTMENT			1	100%	1
VAULT MEDICAL SERVICES			1	100%	1
INNOVATIVE HEALTH DIAGNOSTIC OF CALIFORNIA			1	100%	1
Walgreens #5421		1			1
HOSPITALS OF PROVIDENCE TRANSMOUNTAIN CAMPUS, THE			1	100%	1
HEARTLAND PHARMACY SEBRING			1	100%	1
CVS OH2381POCT LEWIS CENTER		1			1
SUNCOAST FAMILY MEDICAL ASSOCIATES			1	100%	1
AVALON MEDICAL GROUP			1	100%	1
PSL JAX BEACH OPERATIONS LLC			1	100%	1
RIVERTON CBOC			1	100%	1
TILLAMOOK COUNTY GENERAL HOSPITAL LAB		1			1
Villa Maria			1	100%	1
COASTAL MANOR		1			1
NEMOURS CHILDRENS URGENT CARE			1	100%	1
FAMILY MEDICAL CENTER OF HOLLYWOOD PA			1	100%	1
MEDICAL ASSOCIATES OF THE SHOALS		1			1
ENZO LABS INC			1	100%	1
Fairhaven Retirement Community		1			1
KELLY			1	100%	1
ORLANDO DIALYSIS		1			1
CVS OH3481POCT MARYSVILLE		1			1
BROOKSVILLE REGIONAL HOSPITAL			1	100%	1
ADVANCE CARDIOVASCULAR IMAGING, INC			1	100%	1
Good Samaritan Society-Atkinson		1			1
EH FARGO HOSPITAL LABORATORY			1	100%	1
ABRAKIDABRA KIDS CLINIC			1	100%	1
MIAMI CHILDRENS HOSPITAL MIDTOWN OUTPATIENT CENTER			1	100%	1
GOOD PEDIATRICS			1	100%	1
FAMILY MEDICAL CLINIC KENDALL LLC			1	100%	1
CORPORATION OF AMERICA		1			1
CARDIAC AND VASCULAR CONSULTANTS MD PA		1			1
RYE BEACH PHARMACY INC		1			1
SAN JOSE CLINIC		1			1
AMERICAN LAB LLC		1			1
YOUR KIDS URGENT CARE			1	100%	1
HUNTSVILLE HOSPITAL			1	100%	1
OMNI HEALTHCARE INC			1	100%	1
SMITH			1	100%	1
CVS NV5942POCT LAS VEGAS		1			1
IP BOISE 1			1	100%	1
Kroger 907 - The Little Clinic Holland		1			1
BAYFRONT CARDIOVASCULAR ASSOCIATES			1	100%	1

COVID-19: testing by laboratory

Data through Mar 20, 2021 verified as of Mar 21, 2021 at 09:25 AM

Data in this report are provisional and subject to change.

The numbers in the table below represent the number of Florida and non-Florida residents for whom test results were received by the Department of Health. A person can be tested by more than one laboratory and can have both positive and negative results. **Therefore, the sum of the numbers in each column will be larger than the total number of people tested.**

Reporting lab	Inconclusive	Negative	Positive	Percent positive	Total
CONNECTICUT PEDIATRICS @ CHC		1			1
BEAUMONT REFERENCE LABORATORY			1	100%	1
HEARTLAND OF ZEPHYRHILLS FL, LLC			1	100%	1
HATLEY HEALTH CARE, INC		1			1
Home Health Care Clinic		1			1
MARTIN HEALTH PHYSICIAN GROUP			1	100%	1
BAPTIST HOSPITAL EAST			1	100%	1
Rockcastle Health and Rehab		1			1
Autumn Care of Suffolk		1			1
JACKSONVILLE HEALTH & REHAB		1			1
Walgreens #9121		1			1
MCR HEALTH MEDICAL EXPRESS			1	100%	1
Niles Nursing and Rehab. Center		1			1
MEDHEALTH CLINICAL INC			1	100%	1
ADVANCE MD CARE			1	100%	1
FAITH FAMILY PRACTICE			1	100%	1
EAST COAST INSTITUTE FOR RESEARCH LLC			1	100%	1
FLORIDA EPIDEMIOLOGY PROGRAM			1	100%	1
MEDEXPRESS URGENT CARE PENNSVILLE		1			1
Williamstown Commons			1	100%	1
CFHC - FROSTPROOF			1	100%	1
URGENT TEAM MANAGEMENT OF TENNESSEE, L			1	100%	1
NEWCARE PRIMARY MEDICINE			1	100%	1
DESTIN SURGERY CENTER LTD		1			1
Masonic Medical Research Institute			1	100%	1
John L. McClellan Memorial Veterans Hospital		1			1
FLORIDA DEPARTMENT OF HEALTH PALM BEACH COUNTY			1	100%	1
MED CHOICE CENTER OF NORTH MIAMI			1	100%	1
SUPERKIDS PEDIATRICS			1	100%	1
WOODHILLS LABS			1	100%	1
CLINICAL MICROBIOLOGY LAB FAIRVIEW UNIVERSITY HOSPITAL			1	100%	1
Oak Hill Health & Rehabilitation Center			1	100%	1
Hillside Manor Rehabilitation and Extended Care Center		1			1
The Center at Centennial			1	100%	1
NF Escambia, LLC DBA Olive BranchHealth and Rehabilitaion Center			1	100%	1
ADVANCED CARDIOVASCULAR DIAGNOSTICS OF FL			1	100%	1
Fulton County Medical Center Long Term Care			1	100%	1
AUTUMN HOUSE			1	100%	1
AURORA CONSOLIDATED LABORATORY			1	100%	1
Kroger 705 - The Little Clinic Richmond		1			1
TALLAHASSEE DIALYSIS		1			1
Riverside Nursing & Rehabilitation Center		1			1
ROCKLEDGE HEALTH & REHABILITATION CENTER			1	100%	1
PROVIDENCE HOSPITAL			1	100%	1
WESTEX URGENT CARE, PLLC			1	100%	1
LabCorp L#09258295 M#09258285			1	100%	1
TFH HOME HEALTH INC			1	100%	1

COVID-19: testing by laboratory

Data through Mar 20, 2021 verified as of Mar 21, 2021 at 09:25 AM

Data in this report are provisional and subject to change.

The numbers in the table below represent the number of Florida and non-Florida residents for whom test results were received by the Department of Health. A person can be tested by more than one laboratory and can have both positive and negative results. **Therefore, the sum of the numbers in each column will be larger than the total number of people tested.**

Reporting lab	Inconclusive	Negative	Positive	Percent positive	Total
CVS CA9485POCT MISSION VIEJO		1			1
J F K PEDIATRICS			1	100%	1
ST CATHERINE HOSPITAL LABORATORY			1	100%	1
ALLEGANY COUNTY DEPARTMENT OF HEALTH		1			1
ADVANCE GASTROENTEROLOGY			1	100%	1
CHILDRENS HEALTHCARE CTE OF NORTHERN		1			1
OKLAHOMA BLOOD INSTITUTE			1	100%	1
BUFFALO VAMC			1	100%	1
VA WNYHCS - Buffalo Division			1	100%	1
Walgreens #12153		1			1
CLARKSVILLE MANOR INC		1			1
ST LUKE LUTHERAN HOME		1			1
LABORATORIO BUENA SALUD			1	100%	1
HALIFAX FAMILY HEALTH CENTER			1	100%	1
BLACKBERRY CENTER, THE		1			1
WATERTOWN URGENT CARE		1			1
TRIPLE O RESEARCH INSTITUTE PA			1	100%	1
ATHENA PLASTIC SURGERY		1			1
THE EMORY CLINIC			1	100%	1
WILLOWBROOKE CT AT LIMA ESTATES		1			1
THYROID SPECIALTY LABORATORY			1	100%	1
ST. LUKES HOSPITAL			1	100%	1
RAMBAM URGENT CARE			1	100%	1
CVS IL5797POCT CAROL STREAM		1			1
CVS CA8861POCT BUENA PARK		1			1
A.G. Rhodes		1			1
ST JOHN'S HOME CARE			1	100%	1
NHC HealthCare St. Charles		1			1
NEW ULM MEDICAL CENTER			1	100%	1
PREVENTIVE CARDIOLOGY AND INTERNAL MEDICINE ASSOCI			1	100%	1
COURTLAND TERRACE		1			1
MEDICAL CLINIC OF HOUSTON			1	100%	1
TAYLOR COUNTY HEALTH DEPARTMENT			1	100%	1
METHODISM MIDLOTHIAN MEDICAL CENTER			1	100%	1
LANGLEY DIALYSIS			1	100%	1
HAVASU REGIONAL MEDICAL CENTER			1	100%	1
VITAL CARE			1	100%	1
Glenburn Home		1			1
Orchid Cove at Naples			1	100%	1
CVS NJ1927POCT GREEN BROOK		1			1
AESTHETIC PHYSICIANS PC			1	100%	1
MEDEXPRESS URGENT CARE - PATRICK STREE			1	100%	1
Southern Pines Healthcare Center		1			1
KEY BISCAYNE PEDIATRIC ASSOCIATES INC			1	100%	1
Northern Nevada State Veterans Home		1			1
MEDICAL LIFE-INC GUIDEWELL EMERGENCY MEDICINE			1	100%	1
NOVANT HEALTH PRINCE WILLIAM WELLNESS CENTER			1	100%	1

COVID-19: testing by laboratory

Data through Mar 20, 2021 verified as of Mar 21, 2021 at 09:25 AM

Data in this report are provisional and subject to change.

The numbers in the table below represent the number of Florida and non-Florida residents for whom test results were received by the Department of Health. A person can be tested by more than one laboratory and can have both positive and negative results. **Therefore, the sum of the numbers in each column will be larger than the total number of people tested.**

Reporting lab	Inconclusive	Negative	Positive	Percent positive	Total
RESTORE MEDICAL PARTNERS PLLC			1	100%	1
TEXAS HEALTH HARRIS METHODIST HOSPITAL			1	100%	1
VALLEY HOSPITAL MEDICAL CENTER		1			1
Shelbyville Manor		1			1
Kroger 016 - The Little Clinic Centennial		1			1
Kroger 929 - The Little Clinic Corryville		1			1
UNITED HEALTHCARE			1	100%	1
GALVESTON COUNTY HEALTH DISTRICT			1	100%	1
THE MEDICAL CENTER			1	100%	1
GENESIS HEALTH SYSTEM			1	100%	1
EVENTIDE LUTHERAN HOME		1			1
WORKFORCE HEALTH DEPARTMENT			1	100%	1
BRUSHY CREEK FAMILY HOSPITAL			1	100%	1
KAISER PERMANENTE REGIONAL REFERENCE LABORATORY		1			1
TEMPUS_LABS			1	100%	1
SAINT ALPHONSUS REGIONAL MEDICAL CENTER			1	100%	1
UNITY LONGPOND		1			1
SAINT AGNES HOSPITAL			1	100%	1
BAPTIST HEALTH MEDICAL PLAZA			1	100%	1
Florence Nursing and Rehabilitation Center		1			1
FRESENIUS KIDNEY CARE OCALA			1	100%	1
MEDEXPRESS URGENT CARE - CABOT			1	100%	1
SUNSHINE FAMILY & WELLNESS CENTER			1	100%	1
TITUSVILLE TOWERS ASSISTED LIVING		1			1
MAHONEY PEDIATRICS PA			1	100%	1
CVS NE8616POCT LINCOLN		1			1
THE HEART HOSPITAL BAYLOR PLANO			1	100%	1
NEW YORK STATE DEPARTMENT OF HEALTH			1	100%	1
Schoenbrunn Healthcare		1			1
EDWARD HOSPITAL			1	100%	1
CYPRESS CREEK DIALYSIS CTR			1	100%	1
SELECT SPECIALTY HOSPITAL - ORLANDO SOUTH			1	100%	1
ST.ELIZABETH HEALTH CENTER	1				1
Remarkable Healthcare Dallas			1	100%	1
Freedom Pointe at The Villages			1	100%	1
ADVENTHEALTH MEDICAL GROUP OBSTETRICS AND			1	100%	1
CLEVELAND CLINIC FLORIDA WAIVED			1	100%	1
TILE PHARMACY		1			1
REHABILITATION CENTER OF SOUTH GEORGIA		1			1
ONSLOW COUNTY HEALTH DEPARTMENT			1	100%	1
Wedgewood Manor		1			1
FIVE STAR PREMIER RESIDENCES OF POMPANO BEACH			1	100%	1
Life Care Center of Paradise Valley		1			1
SANCHEZ CAZAU MEDICAL GROUP			1	100%	1
FLORIDA HEART AND VASCULAR MULTISPECIALTY GROUP PA			1	100%	1
PEDIATRIC ASSOCIATES - MIAMI LAKES		1			1
WATERS EDGE ELEMENTARY SCHOOL			1	100%	1

COVID-19: testing by laboratory

Data through Mar 20, 2021 verified as of Mar 21, 2021 at 09:25 AM

Data in this report are provisional and subject to change.

The numbers in the table below represent the number of Florida and non-Florida residents for whom test results were received by the Department of Health. A person can be tested by more than one laboratory and can have both positive and negative results. **Therefore, the sum of the numbers in each column will be larger than the total number of people tested.**

Reporting lab	Inconclusive	Negative	Positive	Percent positive	Total
CLEMENT J ZABLOCKI VAMC		1			1
Long Beach Care Center			1	100%	1
SC-GA2018 THE RIDGE REHABILITATION & H		1			1
SPORTS MEDICINE CLINIC - U OF WYOMING			1	100%	1
ROSLYN INTERNAL MEDICINE		1			1
AHC Dyersburg		1			1
VANAJA SUREDDI MD PA			1	100%	1
HIGHLANDS CLINICAL LABORATORY			1	100%	1
Heritage of Red Cloud		1			1
SENCARE MANAGEMENT		1			1
CARING PROFESSIONAL HEALTH CARE LLC		1			1
WMC HEALTH GROUP OF KISSIMMEE LLC			1	100%	1
ADDINGTON PLACE EAST LAKE		1			1
SAINT FRANCIS HOSPITAL			1	100%	1
LEE MEMORIAL HEALTH SYSTEMS HOME HEALTH		1			1
BRITTNEY WHELIHAN IRWIN ARNP LLC			1	100%	1
ARIZONA STATE LABORATORY			1	100%	1
MEDICAL ASSOCIATES OF CARTER		1			1
BREVARD FAMILY WALK IN CLINIC			1	100%	1
Chateau Dville Rehab & Retirement		1			1
MEDEXPRESS URGENT CARE-BRENTWOOD		1			1
TIMPANOGOS REGIONAL HOSPITAL			1	100%	1
PEDIATRIC PARTNERS ZEPHYRHILLS			1	100%	1
LOGAN COUNTY HOSPITAL			1	100%	1
APOLLOMDX LLC			1	100%	1
FLORIDA DEPARTMENT OF HEALTH IN CITRUS COUNTY		1			1
Avista Nursing and Rehab			1	100%	1
CMC MERCY LABORATORY			1	100%	1
FIRST CARE OF GAINESVILLE			1	100%	1
PROGRESSIVE URGENT CARE, PC			1	100%	1
LONG ISLAND MINIMALLY INVASIVE SURGERY		1			1
MEDEXPRESS URGENT CARE, MILLCREEK		1			1
INHEALTH LIFE SCIENCES			1	100%	1
PRIMARY & URGENT CARE CENTERS			1	100%	1
MID FLORIDA DERMATOLOGY ASSOCIATES PA			1	100%	1
LANGLADE			1	100%	1
WEST FLORIDA HOSPITAL LABORATORY			1	100%	1
LAB TEST KENDALL LLC		1			1
WRIGHT PATTERSON AFB MEDICAL CENTER			1	100%	1
CRESTHAVEN			1	100%	1
APS-SUMMIT CARE PHARMACY, LLC DBA OMNICARE		1			1
NORDX			1	100%	1
SHANNON MEDICAL CENTER			1	100%	1
BAM INC		1			1
Signature HealthCare of Bowling Green		1			1
Smg At Bridgewater Family Medicine		1			1
Regency Square			1	100%	1

COVID-19: testing by laboratory

Data through Mar 20, 2021 verified as of Mar 21, 2021 at 09:25 AM

Data in this report are provisional and subject to change.

The numbers in the table below represent the number of Florida and non-Florida residents for whom test results were received by the Department of Health. A person can be tested by more than one laboratory and can have both positive and negative results. **Therefore, the sum of the numbers in each column will be larger than the total number of people tested.**

Reporting lab	Inconclusive	Negative	Positive	Percent positive	Total
CENTRAL FL INTERNAL MEDICINE ASSOCIATES LLC		1			1
KENDALL PEDIATRICS PARTNERS LLC			1	100%	1
VA OPTOMETRY CLINIC			1	100%	1
AMBRY GENETICS CORP	1				1
Brio of Johnston		1			1
MEDCARE QUALITY MEDICAL CENTER LLC			1	100%	1
Walgreens #10988		1			1
ELATION HEALTH		1			1
NEW YORK PRESBYTERIAN HOSPITAL			1	100%	1
LABORATORY COPRORATION OF AMERICA			1	100%	1
CVS NH1004POCT SALEM			1	100%	1
CVS OH6164POCT DELAWARE		1			1
MEDEXPRESS URGENT CARE - LEOMINSTER		1			1
PALMETTO CHARTER SCHOOL□		1			1
DEVLAB, LLC			1	100%	1
Piqua Manor		1			1
ALL CARE URGENT CARE			1	100%	1
BRISTOL REGINAL MEDICAL CENTER			1	100%	1
Orange City Nursing and Rehab Center			1	100%	1
STATE OF ALASKA			1	100%	1
LOUISIANA STATE LAB			1	100%	1
Raleigh Center (WV)			1	100%	1
US LABORATORIES			1	100%	1
HEALTH GUAGE			1	100%	1
KEY WEST BRANCH MEDICAL CLINIC			1	100%	1
WARREN GENERAL HOSPITAL			1	100%	1
Juniper Village at Bucks County		1			1
MEA PRIMARY CARE PLUS BYRAM			1	100%	1
NEW RIVER HEALTH DISTRICT			1	100%	1
WEST FLORIDA MEDICAL ASSOCIATES			1	100%	1
NULEASE MEDICAL SOLUTIONS			1	100%	1
MARYLAND DEPARTMENT OF HEALTH AND MENTAL HYGIENE			1	100%	1
MYCLINIC, INC			1	100%	1
INTERIM HEALTHCARE OF PALM COAST			1	100%	1
WEST FLORIDA MEDICAL CENTER CLINIC			1	100%	1
UNIVERSITY OF NORTH CAROLINA HOSPITALS			1	100%	1
MEDEXPRESS URGENT CARE - HADLEY		1			1
ORLANDO PHYSICIAN NETWORK		1			1
MERCY HOME		1			1
SPRINGFIELD HOSPITAL			1	100%	1
OASIS FAMILY RESORT IN THE SPRINGS LLC		1			1
FLORIDA HEALTH CARE MEDICAL GROUP		1			1
RIVERSIDE REGIONAL MED CENTER			1	100%	1
DEVLIN MANOR NURSING AND REHABILITATION		1			1
CVS NE5863POCT OMAHA		1			1
ESOTERIC LAB			1	100%	1
MCCALLIE SCHOOL-STUDENT HEALTH CENTER		1			1

COVID-19: testing by laboratory

Data through Mar 20, 2021 verified as of Mar 21, 2021 at 09:25 AM

Data in this report are provisional and subject to change.

The numbers in the table below represent the number of Florida and non-Florida residents for whom test results were received by the Department of Health. A person can be tested by more than one laboratory and can have both positive and negative results. **Therefore, the sum of the numbers in each column will be larger than the total number of people tested.**

Reporting lab	Inconclusive	Negative	Positive	Percent positive	Total
MRMC LAB MICRO			1	100%	1
BRIDGEWAY CENTER INC			1	100%	1
CVS MA1022POCT CAMBRIDGE		1			1
Cerenity Senior Care-White Bear Lake		1			1
WEST VIRGINIA LABORATORIES			1	100%	1
MARTIN LUTHER KING RENAL INSTITUTE			1	100%	1
NEMOURS CHILDREN'S PRIMARY CARE			1	100%	1
THOMAS HOSPITAL			1	100%	1
Harris Hill Nursing Facility		1			1
DORAL KIDNEY CENTER			1	100%	1
NAVAL BRANCH HEALTH CLINIC			1	100%	1
CALIFORNIA PUBLIC HEALTH LABORATORY			1	100%	1
WALGREENS #06025		1			1
GREATER TAMPA AT HOME			1	100%	1
INTEGRATED GENETICS SEQUENOM		1			1
MEDERI CARETENDERS VS OF SE FL LLC DBA			1	100%	1
MOBILE INFIRMARY MEDICAL CENTER			1	100%	1
LEGACY SPECIALTY PHARMACY CORP			1	100%	1
SV MOBILE HEALTH			1	100%	1
OMNICARE PHARMACY OF TEXAS 1, LP		1			1
EPIC CARE PHARMACY		1			1
WELLCARE URGENT CARE			1	100%	1
CAH ACQUISITION COMPANY 11 LLC			1	100%	1
SUSAN F. WILLIAMS M.D., P.A.			1	100%	1
OXY-GENLAB			1	100%	1
Sage Bluff Health & Rehabilitation Center		1			1
MEDEXPRESS URGENT CARE - DANVILLE		1			1
CACERES SPECIALIZED GYNECOLOGY		1			1
BREVARD COUNTY JAIL			1	100%	1
WALGREENS # 12338		1			1
MAINE HEALTH AND ENVIRONMENTAL TESTING LABORATORY			1	100%	1
BAYSHORE DIALYSIS			1	100%	1
VICTORIA PAIN AND REHABILITATION CENTER			1	100%	1
Elm Crest Senior Living Community		1			1
SISTERS MISSION			1	100%	1
Walgreens #9890		1			1
PUBLIX PHARMACY #0332		1			1
Kroger 444 - The Little Clinic Dent		1			1
Towne Manor West		1			1
ALLEGHENY GENERAL HOSPITAL			1	100%	1
Medilodge of Kalamazoo		1			1
Kroger - KRO01100688			1	100%	1
APPLECARE URGENT CARE			1	100%	1
TMH PHYSICIAN PARTNERS QUINCY			1	100%	1
GSM OCED Subsection			1	100%	1
CLINICAL TRIALS OF TAMPA LLC		1			1
NORTH BREVARD CHILDRENS MEDICAL CENTER			1	100%	1

COVID-19: testing by laboratory

Data through Mar 20, 2021 verified as of Mar 21, 2021 at 09:25 AM

Data in this report are provisional and subject to change.

The numbers in the table below represent the number of Florida and non-Florida residents for whom test results were received by the Department of Health. A person can be tested by more than one laboratory and can have both positive and negative results. **Therefore, the sum of the numbers in each column will be larger than the total number of people tested.**

Reporting lab	Inconclusive	Negative	Positive	Percent positive	Total
SILVER SPRINGS SHORES DIALYSIS			1	100%	1
PROGRESSIVE MEDICAL LAB LLC			1	100%	1
LAKE VIEW COURT		1			1
APPLECARE URGENT CARE KINGSLAND			1	100%	1
BARRINGTON TERRACE NAPLES			1	100%	1
WALKIN MEDICAL URGENT CARE,NEW CITY			1	100%	1
MEDICAL UNIVERSITY OF SOUTH CAROLINA			1	100%	1
CARE ADVANTAGE			1	100%	1
Gulf Coast health and Rehabilitation, LLC		1			1
Kroger - KR070600172		1			1
PHYSICIANS URGENT CARE			1	100%	1
SOPHIA MEDICAL ASSOCIATES, PC			1	100%	1
HEALTH CLINIC,THE		1			1
CVS MA217POCT TEWKSBURY		1			1
DORNOCH PLACE DEL PRADO		1			1
DAUGHTERS OF SARAH NURSING CENTER		1			1
PM PEDIATRICS OF BAYSIDE, PLLC		1			1
SILVERMAN			1	100%	1
St Mary's d'Youville Pavilion		1			1
MEDSTAR URGENT CARE, LLC			1	100%	1
ENCOMPASS HEALTH HOME HEALTH		1			1
URGENT CARE CENTER OF PORT ORANGE LLC			1	100%	1
DAVITA DIALYSIS-NORTH			1	100%	1
Walgreens #10851		1			1
NORTHEAST BAPTIST HOSPITAL			1	100%	1
SMITH KLINE			1	100%	1
ANY LAB TEST NOW JACKSONVILLE		1			1
Kroger 500 - The Little Clinic Speedway		1			1
DR PHILLIPS CENTER FOR WELLNESS		1			1
SUMMERLIN MEDICAL CENTRE			1	100%	1
PROVIDENCE ST. PATRICK HOSPITAL			1	100%	1
ELKHART GENERAL HOSPITAL			1	100%	1
BISHOP KEARNEY		1			1
MEMORIALCARE LONG BEACH MEDICAL CENTER			1	100%	1
FAMILY MEDICAL CENTRE			1	100%	1
DAYTONA BEACH DIALYSIS			1	100%	1
UT HEALTH RIO GRANDE VALLEY PRIMARY CARE AT			1	100%	1
AL MANI HEALTH INSTUTUTE		1			1
ELEMENTS PHARMACY			1	100%	1
SPRING VALLEY HOSPITAL MEDICAL CENTER			1	100%	1
PACE UNIVERSITY HEALTH CARE		1			1
RIVERSIDE COUNTY PUBLIC HEALTH LABORATORY			1	100%	1
Smg/North Jersey Hematology & Oncology		1			1
CVS TX7825POCT FRISCO		1			1
1ST CHOICE URGENT CARE CENTER LLC			1	100%	1
SKYRIDGE CLINICAL ASSOCIATES		1			1
DILELLA			1	100%	1

COVID-19: testing by laboratory

Data through Mar 20, 2021 verified as of Mar 21, 2021 at 09:25 AM

Data in this report are provisional and subject to change.

The numbers in the table below represent the number of Florida and non-Florida residents for whom test results were received by the Department of Health. A person can be tested by more than one laboratory and can have both positive and negative results. **Therefore, the sum of the numbers in each column will be larger than the total number of people tested.**

Reporting lab	Inconclusive	Negative	Positive	Percent positive	Total
FLORIDA MEDICAL CLINIC PA GI			1	100%	1
CARE CONNECTIONS AT HOME LLC			1	100%	1
HOLY CITY MED URGENT CARE			1	100%	1
Monument Health Strugis Care Center		1			1
BRIDGES AT LIFE CARE CENTER OF OCALA, THE			1	100%	1
MEDEXPRESS URGENT CARE - WAYNESBURG		1			1
CORNERSTONE OF RECOVERY INC		1			1
MEDEXPRESS URGENT CARE, EDWARDSVILLE		1			1
HARMONY HEALTHCARE ORLANDO INC		1			1
Robinson Terrace Rehabilitation and Nursing Center		1			1
FLORIDA ADVANCED MEDICAL AND DERM AESTHETICS LLC			1	100%	1
GARDENS PEDIATRICS LAB			1	100%	1
MARINA DEL REY HOSPITAL LAB			1	100%	1
KNOX COMMUNITY HOSPITAL			1	100%	1
Florida Baptist Retirement Center		1			1
FLORIDA HOSPITAL LAB			1	100%	1
FLAGLER HOME CARE			1	100%	1
Bethany Manor		1			1
PIONEER CLINICAL RESEARCH LLC			1	100%	1
ACUPATH LABORATORIES INC			1	100%	1
Kroger 83 - The Little Clinic Rock Road		1			1
HHCS PHARMACY INC			1	100%	1
CROSS CREEK HEALTH CARE		1			1
CVS AZ9277POCT TUCSON		1			1
SANTA BARABARA ALF LLC (THE WINDSOR)			1	100%	1
RIVIERA BEACH HEALTH CENTER LAB			1	100%	1
MOUNT SINAI MEDICAL CENTER AVENTURA ER			1	100%	1
RAPID CITY REGIONAL HOSPITAL -579 ATTN. LABORATORY		1			1
HABANA HEALTH CARE CENTER			1	100%	1
DOCTORS HEARING			1	100%	1
ACCOMPLISHED HOME CARE		1			1
CURELOGICS WOUND CARE & HYPERBARIC CENTER		1			1
CHRISTIAN REST HOME ASSOC		1			1
Alexandria Place		1			1
MY URGENT CARE CLINIC			1	100%	1
MEDICAL SPECIALISTS OF THE PALM BEACHES INC			1	100%	1
WALGREENS #04176		1			1
SWIFTCARE URGENT CARE, PLLC			1	100%	1
MY INSTADOC - HOWELL URGENT CARE		1			1
COLER REHABILITATION AND NURSING CARE		1			1
WEST BOCA MEDICAL CENTER			1	100%	1
SPECIALTY MOLECULAR - DENVER			1	100%	1
HEBER VALLEY HOSPITAL			1	100%	1
CLINICAL PATHOLOGY LABORATORIES SOUTHEAST INC			1	100%	1
MEDCARE-GARNERS FERRY			1	100%	1
ENCOMPASS HEALTH REHABILITATION			1	100%	1
MARTIN MEMORIAL MEDICENTER			1	100%	1

COVID-19: testing by laboratory

Data through Mar 20, 2021 verified as of Mar 21, 2021 at 09:25 AM

Data in this report are provisional and subject to change.

The numbers in the table below represent the number of Florida and non-Florida residents for whom test results were received by the Department of Health. A person can be tested by more than one laboratory and can have both positive and negative results. **Therefore, the sum of the numbers in each column will be larger than the total number of people tested.**

Reporting lab	Inconclusive	Negative	Positive	Percent positive	Total
AUGUSTA HEALTH CLINICAL LABORATORY			1	100%	1
MIDWAY SPECIALTY CARE CENTER INC		1			1
DIXIE REGIONAL MEDICAL CENTER			1	100%	1
HOUSTON DEPARTMENT OF HEALTH AND HUMAN SERVICES			1	100%	1
WEST COAST CLINICAL LABS INC			1	100%	1
BRIGHAM YOUNG UNIV STUDENT HEALTH CTR			1	100%	1
Waters of Covington		1			1
BETHESDA ON TURKEY CREEK			1	100%	1
Avera Sr. James Care Center		1			1
UMASS MEMORIAL MEDICAL CENTER, INC		1			1
TMH PHYSICIAN PARTNERS			1	100%	1
FELD ENTERTAINMENT			1	100%	1
NORTHEAST TEXAS DIALYSIS		1			1
BEAUMONT HOSPITAL, GROSSE POINTE			1	100%	1
Redwood Springs Healthcare			1	100%	1
METROWEST MEDICAL CENTER - FRAMINGHAM			1	100%	1
WALGREENS # 09788		1			1
CVS NC2749POCT CONCORD		1			1
DECATUR MORGAN HOSPITAL - DECATUR GENE		1			1
Kroger 410 - The Little Clinic Trinity		1			1
ADVANCED URGENT CARE PLLC		1			1
FAMILY PHYSICIANS OF WINTER PARK, INC			1	100%	1
ADVANTA LABS, LLC		1			1
LSU MEDICAL CENTER			1	100%	1
Highland Ave. Eye Clinic		1			1
NULL			1	100%	1
SHANDSCAIR FLIGHT PROGRAM			1	100%	1
PowerBack Piscataway Center		1			1
Kroger 923 - The Little Clinic Centerville		1			1
CLUB HEALTH AND REHABILITATION CENTER, THE		1			1
HOLSTON MEDICAL GROUP		1			1
MED TECH CLINICAL LABORATORY		1			1
Vi at Aventura		1			1
Kroger 825 - The Little Clinic Dorothy Lane		1			1
BL DIAGNOSTICS LLC			1	100%	1
UNITYPOINT HEALTH TRINITY			1	100%	1
Kroger 447 - The Little Clinic Lebanon		1			1
Kroger 57 - The Little Clinic Jay C Charlestown		1			1
			1	100%	1
MEDCOR, INC			1	100%	1
Signature Healthcare of Georgetown		1			1
PARK AVENUE PEDIATRICS PC		1			1
COLUMBIA CREST CARE & RAHAB		1			1
LAKEVIEW REGIONAL HOSPITAL			1	100%	1
CHC SOUTHWEST FLORIDA LAB-LIVE			1	100%	1
ALLIANCE MD DIRECT PRIMARY CARE			1	100%	1
NANCY M WORTHINGTON MD PA			1	100%	1

COVID-19: testing by laboratory

Data through Mar 20, 2021 verified as of Mar 21, 2021 at 09:25 AM

Data in this report are provisional and subject to change.

The numbers in the table below represent the number of Florida and non-Florida residents for whom test results were received by the Department of Health. A person can be tested by more than one laboratory and can have both positive and negative results. **Therefore, the sum of the numbers in each column will be larger than the total number of people tested.**

Reporting lab	Inconclusive	Negative	Positive	Percent positive	Total
MOBILE MEDICAL CLINIC			1	100%	1
CLEVELAND CLINIC AKRON GENERAL			1	100%	1
Chestnut Ridge Nursing & Rehab		1			1
LIBERTY HEALTH CENTER			1	100%	1
FAST PACE URGENT CARE			1	100%	1
FLORIDA HOSPITAL ORMOND BEACH			1	100%	1
BAPTIST HEALTH SURGERY CENTER			1	100%	1
WW Chem Auto SS			1	100%	1
SIGNATURE CARE MEMORIAL CITY			1	100%	1
CARENOW URGENT CARE – SPRING			1	100%	1
PEDIATRIC SPECIALTY CLINIC COLLIER			1	100%	1
UMASS MEMORIAL/MARLBORO HOSPITAL			1	100%	1
MEDCOR CORPORATE CLINIC			1	100%	1
TRUMAN MEDICAL CENTER - HOSPITAL HILL			1	100%	1
LAKE WALES DIALYSIS CENTER			1	100%	1
ALPHA CLINICAL LABORATORY CORP.			1	100%	1
MISSION HOSPITAL – MEMORIAL CAMPUS			1	100%	1
SIPERSTEIN DERMATOLOGY LLC			1	100%	1
VA ST LOUIS HEALTH CARE SYSTEM			1	100%	1
SUNCOAST RESEARCH GROUP LLC			1	100%	1
MEMORIAL MEDICAL CENTER			1	100%	1
SOUTH BAY CORRECTIONAL FACILITY			1	100%	1
IZ MEDICAL		1			1
CONCORDIA MANOR			1	100%	1
HILTON HEAD HOSPITAL/INPATIENT			1	100%	1
UNIVERSITY URGENT CARE			1	100%	1
Lemont Nursing and Rehab Center			1	100%	1
ManorCare Yeadon		1			1
Kroger 531 - The Little Clinic Waterville		1			1
B2 URGENT CARE			1	100%	1
FIU HEALTH CARE CENTER			1	100%	1
PEDIATRIC URGENT CARE CENTR OF FORT WORTH-LA GRAN			1	100%	1
WATERS PEDIATRIC CENTER			1	100%	1
New York Harbor Harbor HCS - Brooklyn Campus		1			1
ARNOLD PALMER HOSPITAL LAB POCT		1			1
HOLYCROSS URGENT CARE AND IMAGING CENTER		1			1
SKY RIDGE MEDICAL CENTER - MICRO			1	100%	1
BASCOM PALMER-MICRO LAB			1	100%	1
MARYLAND DEPARTMENT OF HEALTH AND MENTAL HYGIENE-LABORATORIES			1	100%	1
EASTSIDE URGENT CARE			1	100%	1
PATHOLOGY		1			1
CVS CT692POCT NORTH HAVEN		1			1
MEDLABS OF FLORIDA LLC D/B/A MEDLABS DIAGNOSTICS		1			1
SIGNATURE CARE COLLEGE STATION			1	100%	1
BETHESDA HEALTH PHYSICIANS GROUP		1			1
NEW YORK CITY DEPARTMENT OF HEALTH			1	100%	1
KIDS CARE PEDIATRICS PA			1	100%	1

COVID-19: testing by laboratory

Data through Mar 20, 2021 verified as of Mar 21, 2021 at 09:25 AM

Data in this report are provisional and subject to change.

The numbers in the table below represent the number of Florida and non-Florida residents for whom test results were received by the Department of Health. A person can be tested by more than one laboratory and can have both positive and negative results. **Therefore, the sum of the numbers in each column will be larger than the total number of people tested.**

Reporting lab	Inconclusive	Negative	Positive	Percent positive	Total
MINUTECLINIC, LLC #07876			1	100%	1
CVS NC2559POCT CHARLOTTE		1			1
ISLANDS ASSISTED LIVING FACILITY,THE			1	100%	1
SEGAL INSTITUTE FOR CLINICAL RESEARCH INC			1	100%	1
EXPRESS CARE OF OCALA			1	100%	1
Eugene J. Towbin Healthcare Center		1			1
EAGLE COUNTY HEALTH AND HUMAN SERVICES			1	100%	1
MEMORIAL HERMANN SOUTHWEST HOSPITAL			1	100%	1
CVS KS8601POCT OVERLAND PARK			1	100%	1
Walgreens #3049		1			1
SARHA DOCTORS CENTER			1	100%	1
Crowne Health Care of Eufaula		1			1
BOCA RATON REGIONAL HOSPITAL		1			1
COLLINS NURSING HOME		1			1
Walgreens #5914		1			1
Vista Park			1	100%	1
ANDREWS INSTITUTE AMBULATORY SURGERY CENTER		1			1
PHYSICIAN ASSOCIATES, LLC			1	100%	1
HARDEE COUNTY FIRE RESCUE		1			1
SCHUYLER HOSPITAL		1			1
URGENT 202 COX CREEK PKWY		1			1
FIRSTCARE MEDICAL CENTER			1	100%	1
CONSOLIDATED			1	100%	1
ARLINGTON ADULT RESIDENTIAL FACILITY, INC			1	100%	1
OPTUM OF HIALEAH		1			1
White River Health Care Center		1			1
AMD			1	100%	1
ST FRANCIS COLLEGE WELLNESS CENTER		1			1
MEDCOR INC			1	100%	1
LEE HEALTH KIDS URGENT CARE		1			1
Senatobia Healthcare & Rehab		1			1
SUMMER PLACE NURSING & REHABILITATION		1			1
NEW ERA HEALTH CENTER INC		1			1
EUGENE T FINAN, MD			1	100%	1
RED HOOK FAMILY PRACTICE		1			1
HIDALGO FAMILY CLINIC			1	100%	1
NEMOURS CHILDREN'S PRIMARY CARE, ST CLOUD			1	100%	1
HEALTH FIRST MEDICAL GROUP LLC			1	100%	1
RIVERVIEW HOSPITAL D/B/A UNIVERSITY		1			1
Kroger 350 - The Little Clinic New Cut Road		1			1
FINLAY MEDICAL RESEARCH CORP			1	100%	1
ADVENTHEALTH MEDICAL GROUP INTERNAL MEDICINE AT MILLS			1	100%	1
INLET CONCIERGE MEDICINE			1	100%	1
MIAMI VASCULAR SURGERY			1	100%	1
ADVENTHEALTH IMAGING WINTERGARDEN		1			1
CURA LABORATORY SERVICES			1	100%	1
A G RHODES HOME AT WESLEY WOODS		1			1

COVID-19: testing by laboratory

Data through Mar 20, 2021 verified as of Mar 21, 2021 at 09:25 AM

Data in this report are provisional and subject to change.

The numbers in the table below represent the number of Florida and non-Florida residents for whom test results were received by the Department of Health. A person can be tested by more than one laboratory and can have both positive and negative results. **Therefore, the sum of the numbers in each column will be larger than the total number of people tested.**

Reporting lab	Inconclusive	Negative	Positive	Percent positive	Total
ROYAL PALM RETIREMENT CENTRE		1			1
HEALTH CARE SERVICES LC			1	100%	1
CVS NM7242POCT ALBUQUERQUE		1			1
MEDEXPRESS-DOVER		1			1
Moab Regional Hospital			1	100%	1
CVS AZ7075POCT CHANDLER		1			1
Courtenay Springs Village			1	100%	1
White Oak Manor - Rock Hill		1			1
LRGHEALTHCARE		1			1
SOUTHWESTERN STATE HOSPITAL LABORATORY			1	100%	1
CTMD MEDICAL CENTER, PA			1	100%	1
LUMICO LIFE INSURANCE COMPANY		1			1
FLORIDA KEYS PED AND ADOLES CTR			1	100%	1
WALGREENS #10854		1			1
Manor Care Health Services- Wilmington			1	100%	1
STEWARD FLORIDA ALF, INC			1	100%	1
CUSTOM SCRIPTS PHARMACY		1			1
LEHIGH REGIONAL WOUND CENTER			1	100%	1
5 STAR HOME HEALTH SERVICES INC		1			1
Kroger 968 - The Little Clinic Colerain Township		1			1
NAVARRO MEDICAL CENTERS LLC			1	100%	1
Harbert Hills Academy Nursing Home		1			1
PRIORITY CARE LLC			1	100%	1
IRA FIALKO DO			1	100%	1
WILLOWBROOKE COURT AT MATTHEWS GLEN		1			1
MEDAC AT PORTERS NECK			1	100%	1
NOORANI MEDICAL CENTER LLC			1	100%	1
ANMED HEALTH MEDICAL CENTER			1	100%	1
MERCYONE DES MOINES MEDICAL CENTER			1	100%	1
Ramsey Village		1			1
DR JAMES D FORBES FAMILY CARE CENTER			1	100%	1
USC VERDUGO HILLS HOSPITAL			1	100%	1
ALLIED PHYSICIANS GROUP		1			1
MDS PHARMA SERVICES		1			1
ODYSSEY HEALTH CARE OF MARION COUNTY LLC		1			1
SANTA CLARA VALLEY MEDICAL CENTER			1	100%	1
Kroger 368 - The Little Clinic Frankfort West		1			1
Victory Health and Rehabilitation			1	100%	1
DOCTORS AFTER HOURS URGENT CARE CENTER			1	100%	1
UNLIMITED MEDICAL SERVICES OF FL PL DBA		1			1
ST VINCENTS OUTPATIENT IMAGING		1			1
COVENANT HEALTH		1			1
HEALTHALLIANCE HOSPITAL LABORATORY		1			1
Advanced Rehabilitation of Vernon		1			1
HEARTLAND REGIONAL MEDICAL CENTER		1			1
CVS NE5714POCT OMAHA		1			1
SACRED HEART HOSPITAL NURSING			1	100%	1

COVID-19: testing by laboratory

Data through Mar 20, 2021 verified as of Mar 21, 2021 at 09:25 AM

Data in this report are provisional and subject to change.

The numbers in the table below represent the number of Florida and non-Florida residents for whom test results were received by the Department of Health. A person can be tested by more than one laboratory and can have both positive and negative results. **Therefore, the sum of the numbers in each column will be larger than the total number of people tested.**

Reporting lab	Inconclusive	Negative	Positive	Percent positive	Total
PORTSMOUTH REG. HOSPITAL			1	100%	1
UNIVERSITY OF TOLEDO MEDICAL CENTER			1	100%	1
Illiana HCS -Danville VAMC		1			1
QLABS			1	100%	1
HOME AIDE SVC OF EASTERN NY INC D/B/A		1			1
CLARKSVILLE HEALTH SYSTEM			1	100%	1
FHPG SURGICAL ASSOCIATES OF EAST PASCO			1	100%	1
PALM COAST DRAW STATION/AMERICAN HEALTH ASSOCIATES		1			1
BIOMERIEUX			1	100%	1
WASHINGTONVILLE PHARMACY INC		1			1
AMERICAN FAMILY CARE - SMYRNA			1	100%	1
LABONE		1			1
PEDIATRIC PARTNERS OF ZEPHYRHILLS PA			1	100%	1
BROADWAY HEALTH FLORIDA MEDICAL CLINIC URGENT CARE			1	100%	1
HALIFAX HEALTH PRIMARY CARE ORMOND			1	100%	1
SPHERE DX			1	100%	1
WMC HEALTH GROUP INC			1	100%	1
WEILL CORNELL MEDICAL ASSOCIATES - EAST SIDE		1			1
NHC Chattanooga			1	100%	1
PASTEUR MEDICAL CENTER LLC		1			1
PEDIATRIC ASSOCIATES OF ORLANDO			1	100%	1
BMC/NASSAU			1	100%	1
MEDEXPRESS URGENT CARE - ST CLAIR, CLOVER DR.		1			1
PHYSICIANS ASSOCIATES			1	100%	1
ALLIED PEDIATRICS & FAMILY MEDICINE			1	100%	1
VELOCITY URGENT CARE - LITTLE CREEK			1	100%	1
Troy Center for Rehabilitation & Nursing		1			1
MANOR CARE OF DELRAY BEACH FL LLC		1			1
KIOSK MEDICINE OF KENTUCKY LLC		1			1
DEERFIELD BEACH REHABILITATION AND NURSING			1	100%	1
ST. JOHN HOSPITAL & MEDICAL CENTER			1	100%	1
GOOD SAMARITAN SOCIETY - DE SMET		1			1
ORMC-ARDEN/EOI			1	100%	1
Kroger 629 - The Little Clinic Cartersville, GA Hwy 41		1			1
MEDEXPRESS URGENT CARE - CHERRY HILL		1			1
ALL PEDIATRIC CARE PA			1	100%	1
CARDIOLOGY AND FITNESS MEDICINE		1			1
BAXTER REGIONAL MEDICAL CENTER			1	100%	1
HOWELL BRANCH COURT			1	100%	1
FAIRVIEW HOSPITAL			1	100%	1
C A R E S		1			1
STAMFORD HOSPITAL			1	100%	1
LAKE MARY DIALYSIS			1	100%	1
SCRIPTS PLUS INC DBA THE MEDICINE SHOP		1			1
COMMUNITY MEDICAL CARE			1	100%	1
PARK AVENUE DERMATOLOGY NORTH			1	100%	1
Good Samaritan Society - Mountian Lake		1			1

COVID-19: testing by laboratory

Data through Mar 20, 2021 verified as of Mar 21, 2021 at 09:25 AM

Data in this report are provisional and subject to change.

The numbers in the table below represent the number of Florida and non-Florida residents for whom test results were received by the Department of Health. A person can be tested by more than one laboratory and can have both positive and negative results. **Therefore, the sum of the numbers in each column will be larger than the total number of people tested.**

Reporting lab	Inconclusive	Negative	Positive	Percent positive	Total
INDIANA STATE DEPARTMENT OF HEALTH CLINIC MICROBIOLOGY		1			1
SIMPLY HEALTHCARE AND WELLNESS CLINIC, PC			1	100%	1
REELFOOT FAMILY WALK-IN CLINIC		1			1
PARTNERS IN PRIMARY CARE		1			1
MEDSTAR HEALTH URGENT CARE			1	100%	1
SOWAL HEALTH & DRUG			1	100%	1
Kroger 699 - The Little Clinic Smyrna		1			1
TRAVIS LEE THOMPSON MD			1	100%	1
GENESEE COUNTY HEALTH DEPARTMENT		1			1
Vibrantlife of El Paso Rehabilitation Center			1	100%	1
WAYCROSS INTRTNAL MEDICINE			1	100%	1
CVS NV9586POCT RENO		1			1
JOHN D. ARCHBOLD MEMORIAL HOSPITAL			1	100%	1
Kroger 63 - The Little Clinic Glassford Hill Rd		1			1
TITUSVILLE CENTER FOR SURGICAL EXCELLENCE LLC		1			1
RAPID MEDLAB (002MO)		1			1
PINEBROOK CARE AND REHABILITATION CENTER			1	100%	1
AVERA ST. MARY'S HOSPITAL			1	100%	1
Villages of St.Peters		1			1
AURORA MEDICAL CENTER-KENOSHA			1	100%	1
MED BAR LLC		1			1
BLACK SHEEP MEDICAL			1	100%	1
Glenview Terrace Nursing Center		1			1
Elderwood at Lancaster		1			1
Kroger 909 - The Little Clinic Hamilton			1	100%	1
PATHOLOGYT & LAB MEDICINE SERVICES			1	100%	1
TWIN			1	100%	1
BROOKDALE AVONDALE (BU 04360)			1	100%	1
MOBILE HEALTH MEDICAL SERVICES PC		1			1
NORTH MIAMI BEACH SURGICAL CENTER			1	100%	1
PROFESSIONAL DIALYSIS CENTER			1	100%	1
GREYSTONE HOME HEALTH OF GREATER ORLANDO LLC		1			1
Metairie Healthcare Center			1	100%	1
JMJ FAMILY PRACTICE			1	100%	1
NORTH PALM BEACH DIALYSIS CENTER			1	100%	1
UCH LAB			1	100%	1
Oregon Veterans Home The Dalles		1			1
DEACONESS URGENT CARE CENTER			1	100%	1
CAREWELL 203			1	100%	1
MIL LAKE HEALTHCARE CENTER INC PEDIATRICS			1	100%	1
SOUTHERN WINDS			1	100%	1
CORPUS CHRISTI MEDICAL CENTER			1	100%	1
COUNTRYSIDE PEDIATRIC CARE PA			1	100%	1
Kroger 49 - The Little Clinic Wichita - 21st St.			1	100%	1
ASCENSION ST VINCENT'S - WESTSIDE			1	100%	1
HCA HOUSTON ER 24/7			1	100%	1
NATIONAL INSTITUTES OF HEALTH CLINICAL CENTER			1	100%	1

COVID-19: testing by laboratory

Data through Mar 20, 2021 verified as of Mar 21, 2021 at 09:25 AM

Data in this report are provisional and subject to change.

The numbers in the table below represent the number of Florida and non-Florida residents for whom test results were received by the Department of Health. A person can be tested by more than one laboratory and can have both positive and negative results. **Therefore, the sum of the numbers in each column will be larger than the total number of people tested.**

Reporting lab	Inconclusive	Negative	Positive	Percent positive	Total
FOCUSED CARE AT ALLENBROOK		1			1
WALGREENS # 11165		1			1
Louis Stokes Cleveland VA - Midtown Dialysis Center		1			1
FAMILY AND INTERNAL MEDICINE ASSOCIATES		1			1
CORONA CONCIERGE, LLC		1			1
ENCOMPASS HEALTH REHABILITATION HOSPITAL OF MIAMI			1	100%	1
ABBOTT LABORATORIES - OCCUPATIONAL HEALTH SERVICES			1	100%	1
BAPTIST HEALTH EXPRESS CARE			1	100%	1
LABTEST LLC LABTEST DIAGNOSTICS			1	100%	1
METRO HEALTH HOSPITAL LABORATORY		1			1
Sherwood Oaks Health Center			1	100%	1
ASSOCIATES MD MEDICAL GROUP INC			1	100%	1
JP MORGAN CHASE HEALTH SERVICES			1	100%	1
WALGREENS #10308		1			1
RENOWN REGIONAL MEDICAL CENTER			1	100%	1
LABTECH DIAGNOSTICS			1	100%	1
Kroger 894 - The Little Clinic NEC		1			1
CVS NE2741POCT LA VISTA		1			1
STUDENT HEALTH CENTER			1	100%	1
Parkview Care Center			1	100%	1
BAYMEADOWS PEDIATRIC CARE		1			1
MT SINA1 HOSPICE			1	100%	1
WOOD COUNTY HEALTH DEPARTMENT			1	100%	1
MEDICAL CENTER AFFILIATES PALM SPRINGS			1	100%	1
LAKELAND MEDICAL CENTER			1	100%	1
ASHLEY PEDIATRICS DAY AND NIGHT CLINIC			1	100%	1
PREMIER HEALTH CARE INC			1	100%	1
ALIMETRIX INC		1			1
Alden Lincoln Park			1	100%	1
UNIVERSITY OF SOUTH FLORIDA			1	100%	1
MOSAIC MEDICAL CENTER MARYVILLE			1	100%	1
Kroger 523 - The Little Clinic Dickson			1	100%	1
CHATEAU TERREBONNE HEALTH CARE		1			1
Terrace Glen Village		1			1
MODERN URGENT CARE			1	100%	1
CAMBRIDGE HEALTH ALLIANCE			1	100%	1
NHC Sequatchie		1			1
CYPRESS VILLAGE REHAB CENTER		1			1
UPMC NORTHWEST HOSPITAL			1	100%	1
GEORGETOWN URGENT CARE			1	100%	1
NORTH FLORIDA CHILD DEVELOPMENT, INC			1	100%	1
TRADITIONAL MEDICINE CENTER			1	100%	1
WELLMED AT SOUTH STUART		1			1
WVU MEDICINE AT SUNCREST TOWNE CENTRE			1	100%	1
CHILTON MEDICAL CENTER		1			1
SUMMIT COUNTY PUBLIC HEALTH DEPARTMENT			1	100%	1
DIRECT PRIMARY CARE OF BURLESON			1	100%	1

COVID-19: testing by laboratory

Data through Mar 20, 2021 verified as of Mar 21, 2021 at 09:25 AM

Data in this report are provisional and subject to change.

The numbers in the table below represent the number of Florida and non-Florida residents for whom test results were received by the Department of Health. A person can be tested by more than one laboratory and can have both positive and negative results. **Therefore, the sum of the numbers in each column will be larger than the total number of people tested.**

Reporting lab	Inconclusive	Negative	Positive	Percent positive	Total
Waddell Nursing & Rehab Center		1			1
CVS IN6536POCT KOKOMO		1			1
Pontotoc Health and Rehab		1			1
REEVES COUNTY HOSPITAL DISTRICT			1	100%	1
GIFFORD MEMORIAL HOSPITAL		1			1
JUP Serology SubSection			1	100%	1
TEVAPHARM			1	100%	1
BEAUMONT URGENT CARE		1			1
ATHENS LIMESTONE HOSPITAL		1			1
SUNCOAST PRIMARY CARE LLC			1	100%	1
TREASURE COAST COMMUNITY HEALTH INC			1	100%	1
ARCADIA DIALYSIS CENTER			1	100%	1
COMMUNITY MEDICAL CENTER-ORANGE CITY		1			1
HALEYVILLE HEALTH CARE CENTER		1			1
CVS TX7431POCT ROWLETT		1			1
COUNTY OF HAMILTON			1	100%	1
SOUTHWOOD HEALTHCARE CENTER		1			1
Kroger 805 - The Little Clinic Lewis Center		1			1
Kroger 481 - The Little Clinic Houston Levee		1			1
UNIVERSITY OF BALTIMORE WASHINGTON MEDICAL CENTER			1	100%	1
PARRISH MEDICAL GROUP			1	100%	1
PEACE HEALTH FAMILY MEDICINE AT 87TH AVE		1			1
NYU LANGONE AMBULATORY CARE LAKE SUCCE		1			1
SOUTHWOOD NURSING & RETIREMENT CENTER		1			1
PARK LANE NURSING HOME		1			1
INSTANT MEDICAL CARE CENTER			1	100%	1
UF HEALTH THE VILLAGES			1	100%	1
FRANKLIN CBOC			1	100%	1
EVERGREEN NURSING HOME		1			1
MEDOR/ACC SYNCHRONY			1	100%	1
Florence Home		1			1
Mercy Manor Transition Center			1	100%	1
COMMUNITY HOSPITALS INDIANAPOLIS			1	100%	1
ACCESS TOTAL CARE - PORTLAND			1	100%	1
VA Tennessee Valley HCS-Nashville Campus			1	100%	1
SELF REGIONAL HEALTHCARE			1	100%	1
AFTER HOURS CLINIC			1	100%	1
The Carrington		1			1
Kroger 395 - The Little Clinic Blanchester		1			1
WVU MEDICINE - WESTON			1	100%	1
LAB PLUS, LLC AT ASCENSION SAINT THOMA		1			1
UT HEALTH RGV CLINICAL LABORATORY			1	100%	1
KISSIMMEE HOME TRAINING		1			1
St. Ann Rehabilitation and Nursing Center		1			1
AdventHealth Care Center Zephyrhills North			1	100%	1
KROGER 785 - THE LITTLE CLINIC DIXIE HWY		1			1
MINNESOTA HERITAGE HOUSE		1			1

COVID-19: testing by laboratory

Data through Mar 20, 2021 verified as of Mar 21, 2021 at 09:25 AM

Data in this report are provisional and subject to change.

The numbers in the table below represent the number of Florida and non-Florida residents for whom test results were received by the Department of Health. A person can be tested by more than one laboratory and can have both positive and negative results. **Therefore, the sum of the numbers in each column will be larger than the total number of people tested.**

Reporting lab	Inconclusive	Negative	Positive	Percent positive	Total
REGENTS PARK OF JACKSONVILLE			1	100%	1
PINEVILLE PHARMACY			1	100%	1
BICKERTON, DAWN		1			1
MEDEXPRESS URGENT CARE - UNIONTOWN		1			1
DEPARTMENT OF HEALTH SERVICES			1	100%	1
PRINCIPLE DIAGNOSTICS LLC			1	100%	1
EVERGREEN WOODS HEALTH & REHAB CENTER			1	100%	1
Kroger 532 - The Little Clinic Murfreesboro		1			1
Excel Care Center			1	100%	1
GOSHEN MEDICAL CENTER			1	100%	1
MINUTECLINIC DIAGNOSTICS OF OKLAHOMA		1			1
SOMA MEDICAL CENTER P.A. #4			1	100%	1
COMMONWEALTH OF VIRGINIA DIVISION OF CONSOLIDATED LABORATORY SERVICES			1	100%	1
Schenectady Center for Rehabilitation & Nursing		1			1
DW MCMILLAN MEMORIAL HOSPITAL LABORATORY			1	100%	1
NORTH SHORE MEDICAL CENTER - SALEM HOSPITAL			1	100%	1
MEDEXPRESS URGENT CARE-VINLAND SOUTH			1	100%	1
BRIDGEWATER PARK ASSISTED LIVING LLC			1	100%	1
VCU HEALTH SYSTEM AUTHORITY - MCV HOSPITALS			1	100%	1
EAST TENNESSEE STATE UNIVERSITY		1			1
Arlington Health and Rehabilitation		1			1
LOUNDY		1			1
MANHATTAN COLLEGE HEALTH SERVICES		1			1
UNIVERSITY OF MIAMI PRIMARY CARE SITE UMHC 3039			1	100%	1
SOUTHEASTERN HEALTH FACILITES, INC		1			1
SOUTHWEST ORLANDO FAMILY MEDICINE, PL			1	100%	1
WESTCOAST FAMILY PRACTICE		1			1
Wexner Heritage House			1	100%	1
STEWART MEDICAL GROUP INC			1	100%	1
MEMORIAL HOSPITAL - BELLEVILLE			1	100%	1
MERCY GENERAL HOSPITAL			1	100%	1
TCPA CLINICAL LABORATORIES			1	100%	1
2504-HOMEWOOD		1			1
UNIVERSITY OF VERMONT MEDICAL CENTER			1	100%	1
ELKTON TRANSITIONAL CARE CENTER		1			1
GATEWAY FAMILY HEALTH CLINIC			1	100%	1
BAPTIST EMERGENCY HOSPITAL - KELLY			1	100%	1
COVE AT THE MARBELLA,THE			1	100%	1
CENTRAL CAROLINA HOSPITAL			1	100%	1
Salem Hills Rehabilitation and Nursing Center		1			1
NEW HORIZON PRIMARY CARE LLC			1	100%	1
SACRED HEART MEDICAL CENTER			1	100%	1
NEW YORK UNIVERSITY MEDICAL CENTER			1	100%	1
CVS MA38POCT CHARLTON		1			1
PELICAN STATE OUTPATIENT CENTER			1	100%	1
GARDENS AT MAPLEWOOD			1	100%	1
VIP FAMILY PRACTICE			1	100%	1

COVID-19: testing by laboratory

Data through Mar 20, 2021 verified as of Mar 21, 2021 at 09:25 AM

Data in this report are provisional and subject to change.

The numbers in the table below represent the number of Florida and non-Florida residents for whom test results were received by the Department of Health. A person can be tested by more than one laboratory and can have both positive and negative results. **Therefore, the sum of the numbers in each column will be larger than the total number of people tested.**

Reporting lab	Inconclusive	Negative	Positive	Percent positive	Total
Quince Nursing and Rehabilitation Center		1			1
Holly Hill Healthcare Center			1	100%	1
MOSOLF PEDIATRICS PA			1	100%	1
LAKE REGIONAL HEALTH			1	100%	1
NHLS			1	100%	1
UHS BINGHAMTON GENERAL			1	100%	1
Mountain View Manor			1	100%	1
Arbor Springs Health and Rehab		1			1
JOSHUA E CHESIR MD		1			1
ROYAL OAK MEDICAL CENTER LLC DBA CHARACTER FAMILY			1	100%	1
SOMA MEDICAL CENTER PA #2			1	100%	1
LIFESPAN HEALTH - SELMER		1			1
PUBLIX PHARMACY # 1236			1	100%	1
Sanford Health & Rehabilitation			1	100%	1
TMH CANCER CENTER LABORATORY			1	100%	1
EAST FL CORE LAB			1	100%	1
ADAMS COUNTY HEALTH DEPARTMENT			1	100%	1
NORTH RIVER FAMILY HEALTH CENTER			1	100%	1
AUTUMN CARE OF STATESVILLE, LLC		1			1
BROOKS REHAB			1	100%	1
Kroger 753 - The Little Clinic Goss Avenue		1			1
NORTH COUNTY MEDICAL LAB			1	100%	1
Manor Care Health Care Services - Williamsport North		1			1
HAYS CLINICAL LAB			1	100%	1
Livingston County Center for Nursing and Rehabilitation		1			1
GATEWAY HEALTHCARE, PC			1	100%	1
Highland Pines Health and Rehab		1			1
KROGER 915 - THE LITTLE CLINIC ANDERSON			1	100%	1
LPG PRIMARY CARE AT LABELLE			1	100%	1
BAPTIST HOSPITAL LABORATORY			1	100%	1
MEDICAL CENTER			1	100%	1
ALL CHILDRENS PEDIATRIC CLINIC			1	100%	1
CVS NC7051POCT WAKE FOREST		1			1
PHYSICIANS LAB INC			1	100%	1
DOCTORS CHOICE HOME CARE INC			1	100%	1
NORTH BROWARD MEDICAL CENTER			1	100%	1
MERITER LABORATORIES			1	100%	1
MISSION HOSPITAL			1	100%	1
ASSOCIATESMD			1	100%	1
ROSE HAVEN NURSING CENTER		1			1
MEMORIAL HOSPITAL MIRAMAR WAIVED TESTING			1	100%	1
PALM COTTAGE OPERATOR LLC			1	100%	1
Walgreens #11724		1			1
NORTHERN KENTUCKY HEALTH DEPARTMENT			1	100%	1
Peninsula Nursing and Rehabilitation Center		1			1
Diversicare of Smyrna		1			1
PEDIATRIC PARTNERS			1	100%	1

COVID-19: testing by laboratory

Data through Mar 20, 2021 verified as of Mar 21, 2021 at 09:25 AM

Data in this report are provisional and subject to change.

The numbers in the table below represent the number of Florida and non-Florida residents for whom test results were received by the Department of Health. A person can be tested by more than one laboratory and can have both positive and negative results. **Therefore, the sum of the numbers in each column will be larger than the total number of people tested.**

Reporting lab	Inconclusive	Negative	Positive	Percent positive	Total
UT MD ANDERSON CANCER CENTER-TUMOR MARKER LAB			1	100%	1
CENTRAL FLORIDA HOSPITALIST			1	100%	1
HENRY FORD WEST BLOOMFIELD HOSPITAL			1	100%	1
ADVANCED INDIVIDUALIZED MEDICINE OF NAPLES			1	100%	1
CARENOW-MONTGOMERY			1	100%	1
PALMETTO PRIMARY CARE PHYSICIANS			1	100%	1
ST JUDE CARE CENTER		1			1
MEMORIAL HERMANN MEDICAL GROUP-ATASCOCITA PEDS			1	100%	1
CVS OK6225POCT EDMOND		1			1
WESLEY MEDICAL CENTER			1	100%	1
WINCHESTER URGENT CARE, PC		1			1
RAYMOND F CARON MD			1	100%	1
PALMETTO LANDING			1	100%	1
WINTER GARDEN CHILDREN'S HEALTH CENTERS			1	100%	1
CENTRAL FLORIDA ADULT MEDICINE		1			1
TLC MEDICAL			1	100%	1
DIAGNOSTIC GROUP INTEGRATED HEALTHCARE			1	100%	1
Spring Gate Rehab and Healthcare Center		1			1
UNIVERISTY HOSPITAL			1	100%	1
MISSOURI DEPT. OF HEALTH			1	100%	1
AURORA HEALTH CARE METRO INC			1	100%	1
NATION'S BEST CARE HOME HEALTH			1	100%	1
BOCA GENERAL AND FAMILY MEDICINE		1			1
ST. VINCENT HOSPITAL			1	100%	1
PCG MOLECULAR			1	100%	1
The Pines at Poughkeepsie Center for Nursing and Rehabilitation		1			1
CARESOUTH HHA HOLDINGS OF THE TREASURE COAST LLC			1	100%	1
BOULDER COMMUNITY HOSPITAL			1	100%	1
POMPANO BEACH ARTIFICIAL KIDNEY CENTER			1	100%	1
HYDE PARK MEDICAL CENTER		1			1
ADVENTHEALTH MEDICAL GROUP SENIOR HEALTH AT			1	100%	1
HILLSBORO MEDICAL CENTER MAIN LABORATO		1			1
DERMDX, DIV OF AURORA DIAGNOSTICS/BERNHARDT LAB		1			1
BAYCARE OUTREACH LAB AT NEW TAMPA			1	100%	1
CAN COMMUNITY HEALTH LLC		1			1
ABINGTON MEMORIAL HOSPITAL			1	100%	1
CARBON HEALTH			1	100%	1
KENT		1			1
TITUS REGIONAL MEDICAL CENTER			1	100%	1
Crowne Place Assisted Living		1			1
MERRILL GARDENS AT CHAMPIONSGATE			1	100%	1
COLLIER BLVD HMA PHYSICIANS MANAGEMENT LLC			1	100%	1
Kroger 419 - The Little Clinic Farmington/Exeter		1			1
EXPRESS PHARMACY INC		1			1
HEALTHCARE AND REHAB OF SANFORD			1	100%	1
Kroger 683 - The Little Clinic Foothills Plaza		1			1
ST ANTHONY'S PINELLAS CARE CLINIC			1	100%	1

COVID-19: testing by laboratory

Data through Mar 20, 2021 verified as of Mar 21, 2021 at 09:25 AM

Data in this report are provisional and subject to change.

The numbers in the table below represent the number of Florida and non-Florida residents for whom test results were received by the Department of Health. A person can be tested by more than one laboratory and can have both positive and negative results. **Therefore, the sum of the numbers in each column will be larger than the total number of people tested.**

Reporting lab	Inconclusive	Negative	Positive	Percent positive	Total
PORTAGE MEDICAL CENTER			1	100%	1
Mason Health and Rehab		1			1
Kroger 670 - The Little Clinic Powell		1			1
THE LITTLE CLINIC, LLC			1	100%	1
COASTAL ER IX, PHYSICIANS PREMIER			1	100%	1
NEW SMYRNA BEACH AMBULATORY CARE CTR			1	100%	1
Lynwood		1			1
TRIDENT ANTI AGING LLC			1	100%	1
DOCTORS CARE – GREER		1			1
INDIAN RIDGE		1			1
ADVENTHEALTH MEDICAL GROUP PEDIATRICS DIABETES &			1	100%	1
STANLY REGIONAL MEDICAL CENTER			1	100%	1
FLORIDA STATE UNIVERSITY HEALTH SERVICES			1	100%	1
NICKLAUS CHILDREN'S DORAL OUTPATIENT CENTER			1	100%	1
NORTH SHORE HEMATOLOGY-ONCOLOGY ASSOCIATES		1			1
Kroger - KR070300083			1	100%	1
ONPOINT URGENT CARE			1	100%	1
Garden Villa Bedford		1			1
NCH HEALTHCARE CREEKSIDE ENDOSCOPY			1	100%	1
COSTCO PHARMACY #1023			1	100%	1
CENTRAL TX URGENT CARE			1	100%	1
WINCHESTER HOSPITAL			1	100%	1
ASHLEY PEDICATRICS DAY AND NIGHT CLINIC			1	100%	1
NORTHWEST FLORIDA SPECIALTY PHYSICIANS LLC		1			1
CRYSTAL RIVER FIRE DEPARTMENT			1	100%	1
PINNACLE DIALYSIS		1			1
ADVENT HEALTH MEDICAL GROUP MULTISPECIALTY			1	100%	1
JOHNSON MEDICAL SERVICES			1	100%	1
BOCA RATON PHYSICIANS PA			1	100%	1
Cooperstown Center for Nursing and Rehabillitation		1			1
WALK IN MEDICAL URGENT CARE PC		1			1
CVS PA10825POCT PLYMOUTH MEETING		1			1
Brookdale Southside			1	100%	1
CVS MA1875POCT ASHLAND			1	100%	1
MISSOURI DEPARTMENT OF HEALTH AND SENIOR SERVICES - STATE PH LAB		1			1
BROOKDALE FORT MYERS LAKES PARK			1	100%	1
MERITUS MEDICAL CENTER			1	100%	1
CARE STATION MEDICAL GROUP		1			1
NEVADA RURAL HOUSING AUTHORITY			1	100%	1
Keller Landing Center		1			1
Longwood Community Living Center		1			1
LEE MEMORIAL HOSPITAL OUTPATIENT SURGERY CENTER			1	100%	1
QUICKCARE HEALTH, INC			1	100%	1
YOUR HEALTH PEDIATRICS INC			1	100%	1
CVS AZ4795POCT MESA		1			1
WELLMED AT LINEBAUGH AVE			1	100%	1
RESIDENCES AT MIAMI / REIGN GARDENS LLC, THE			1	100%	1

COVID-19: testing by laboratory

Data through Mar 20, 2021 verified as of Mar 21, 2021 at 09:25 AM

Data in this report are provisional and subject to change.

The numbers in the table below represent the number of Florida and non-Florida residents for whom test results were received by the Department of Health. A person can be tested by more than one laboratory and can have both positive and negative results. **Therefore, the sum of the numbers in each column will be larger than the total number of people tested.**

Reporting lab	Inconclusive	Negative	Positive	Percent positive	Total
DOCTORS CARE - AIKEN MALL			1	100%	1
XSTREMEMD			1	100%	1
INTERNAL MEDICINE EMILIA MURRAY MD PA		1			1
CVS IN6555POCT BROWNSBURG		1			1
15 TO KNOW			1	100%	1
Country View of Sunbury			1	100%	1
SHAMRA MEDICAL LABORATORY			1	100%	1
PANCARE HEALTH - NORTHSIDE ELEMENTARY			1	100%	1
ANSWERS RESOURCE FACILITY		1			1
HENRY FORD HOSPITAL			1	100%	1
SEASONS HOSPICE AND PALLIATIVE CARE OF			1	100%	1
CVS TN5694POCT SODDY DAISY		1			1
BAYSTATE REFERENCE LABORATORY			1	100%	1
Newton Wellesley Center for Alzheimer's Care		1			1
PATHLAB SERVICES			1	100%	1
MOUNT SINAI MEDICAL CENTER OF FLORIDA INC			1	100%	1
TUNIS STREET GROUP HOME		1			1
GREATER MIAMI DIALYSIS			1	100%	1
Eddy Memorial Geriatric Center		1			1
WALGREENS #10264		1			1
GIBSON AREA PRIMARY CARE			1	100%	1
URGENT CARE OF COASTAL GEORGIA			1	100%	1
MOUNT SINAI MEDICAL CENTER HIALEAH			1	100%	1
USA Healthcare LTC, LLC - Folsom Center for Rehabilitation & Healthca		1			1
Lopatcong Center		1			1
Trucare Living Centers - Columbus		1			1
MALUHIA		1			1
Kroger 433 - The Little Clinic Atoka		1			1
Dugan Memorial Home		1			1
MERCY HEALTH			1	100%	1
Kroger 367 - The Little Clinic Walton		1			1
MEDICAL ASSOCIATES OF PINELLAS - LAB			1	100%	1
Walgreens #19461		1			1
LOUIS STOKES CLEVELAND VA MEDICAL CENTER			1	100%	1
Life Care Center of Auburn		1			1
WEST FLORIDA MEDICAL ASSOCIATES PA			1	100%	1
MEDEXPRESS URGENT CARE - HACKETTSTOWN		1			1
Kroger 126 - The Little Clinic Cottonwood		1			1
ADVENTHEALTH DURAND			1	100%	1
ADVENTHEALTH MEDICAL GROUP OBSTETRICS			1	100%	1
NORTHSIDE FAMILY MEDICINE		1			1
LANCASHIRE HALL NURSING AND REHABILITATION CENTER		1			1
EMERGENCY CARE SERVICES LAB AT JFK MEDICAL CENTER			1	100%	1
ACCESS HEALTH CARE PHYSICIANS, LLC		1			1
NHC DICKSON		1			1
MEDEX CLINIC LLC			1	100%	1
RIDGEFIELD PEDIATRIC ASSOCIATES		1			1

COVID-19: testing by laboratory

Data through Mar 20, 2021 verified as of Mar 21, 2021 at 09:25 AM

Data in this report are provisional and subject to change.

The numbers in the table below represent the number of Florida and non-Florida residents for whom test results were received by the Department of Health. A person can be tested by more than one laboratory and can have both positive and negative results. **Therefore, the sum of the numbers in each column will be larger than the total number of people tested.**

Reporting lab	Inconclusive	Negative	Positive	Percent positive	Total
OHIOHEALTH URGENT CARE			1	100%	1
LADY OF THE SEA HOSPITAL LAB			1	100%	1
BAY AREA HOSPITAL LAB & HST		1			1
MCH PHYSICIANS GROUP			1	100%	1
CHILDREN'S MEMORIAL HOSPITAL			1	100%	1
Kroger 682 - The Little Clinic New Holland Market			1	100%	1
GRAND VIEW HOSPITAL			1	100%	1
OPTUM MEDICAL CLINIC IN ROCKRIMMON			1	100%	1
SSC NASHVILLE OPERATING CO LLC D/B/A		1			1
CSL PLASMA LAB			1	100%	1
VA COMMUNITY BASED CLINIC - LAKE CITY			1	100%	1
AUSTIN URGENT CARE			1	100%	1
Valley Center (WV)			1	100%	1
PRIMARY CARE & PEDIATRICS - SHEPHERSTOWN		1			1
PALM BEACH DIABETES AND ENDOCRINE SPECIALISTS, PA			1	100%	1
SAINT BARNABAS MEDICAL CENTER		1			1
Grangeville Health and Rehab		1			1
BAYOU URGENT CARE			1	100%	1
HELGEMO & LIOU PEDIATRICS			1	100%	1
WALGREENS #01398			1	100%	1
QUEST INC			1	100%	1
HEALTHCARE ASSOCIATES OF IRVING, LLP			1	100%	1
VIVEX/UMTB BIOMEDICAL			1	100%	1
ST GERARD'S COMMUNITY OF CARE		1			1
PRIMARY AND URGENT CARE			1	100%	1
DAVENPORT DIALYSIS CENTER		1			1
CVS AZ3264POCT PHOENIX			1	100%	1
CORDOVA FAMILY PRACTICE			1	100%	1
EDGAR PRICE FAMILY & CHILDREN HEALTHCARE CENTER			1	100%	1
Belvoir Woods Health Care Center at The Fairfax		1			1
WELLOW URGENT CARE-OSWEGO			1	100%	1
FAIRHAVEN		1			1
PHYSICIANS PRIMARY CARE LEHIGH PEDS			1	100%	1
EXCEPTIONAL EMERGENCY CENTER			1	100%	1
Dexter Health Care		1			1
Douglas County Health Center		1			1
INFECTION CONTROL DEPT			1	100%	1
Oakland Nursing and Rehabilitation Center		1			1
HEALTHCARE FOR THE HOMELESS			1	100%	1
GEORGE WASHINGTON UNIVERSITY HOSPITAL			1	100%	1
CLEMENT MANOR HEALTH CENTER		1			1
KNAPP MEDICAL GROUP			1	100%	1
VA Ann Arbor HCS		1			1
CVS AZ10529POCT SCOTTSDALE		1			1
HOSPITAL SISTERS HEALTH SYSTEM (HSHS)			1	100%	1
HEALTH EXPRESS		1			1
OMC PRIMARY CARE - HOSPITAL CAMPUS			1	100%	1

COVID-19: testing by laboratory

Data through Mar 20, 2021 verified as of Mar 21, 2021 at 09:25 AM

Data in this report are provisional and subject to change.

The numbers in the table below represent the number of Florida and non-Florida residents for whom test results were received by the Department of Health. A person can be tested by more than one laboratory and can have both positive and negative results. **Therefore, the sum of the numbers in each column will be larger than the total number of people tested.**

Reporting lab	Inconclusive	Negative	Positive	Percent positive	Total
MARTINSVILLE HEALTH AND REHAB			1	100%	1
CVS NE8626POCT LINCOLN		1			1
ULTIMATE KIDNEY CARE			1	100%	1
PERRY COUNTY NURSING HOME		1			1
TEXAS HEALTH ARLINGTON MEMORIAL HOSPITAL			1	100%	1
PEDRO MENENDEZ HEALTH CENTER AT ST JOHNS			1	100%	1
OMAHA VA MEDICAL CENTER			1	100%	1
INTERMOUNTAIN HEALTHCARE LABORATORY SERVICES			1	100%	1
TEXAS HEALTH ARLINGTON MEMORIAL		1			1
Kroger 670 - The Little Clinic Dawson Forest Rd & Hwy 19		1			1
Kroger 518 - The Little Clinic Hermitage		1			1
PRIMEX CLINICAL LABORATORIES INC			1	100%	1
DR BAWA AND ASSOCIATES			1	100%	1
RCP OF MEMORIAL WEST			1	100%	1
LOWER KEYS COMMUNITY HEALTH CENTER			1	100%	1
LAKE MARY OPTUM FLORIDA			1	100%	1
PUBLIX PHARMACY #1114			1	100%	1
RANDOLPH COUNTY HEALTH & REHABILITATIO		1			1
Heartland Health Care Center Jacksonville			1	100%	1
EVEXIA DIAGNOSTICS			1	100%	1
TRINITY URGENT CARE		1			1
THE MEDICAL CENTER AT BOWLING GREEN			1	100%	1
Le Roy Village Green		1			1
RICHMOND MEDICAL CENTER FOR WOMEN		1			1
Brown Nursing Home		1			1
CVS / PHARMACY #10794			1	100%	1
MAYO CLINICAL LABORATORIES		1			1
UNIVERSITY OF IOWA HOSPITALS & CLINICS			1	100%	1
THE LITTLE CLINIC LLC			1	100%	1
NEMOURS CHILDRENS PRIMARY CARE CLERMONT			1	100%	1
PEDRO L ORTEGA MD PA			1	100%	1
Kingston of Miamisburg		1			1
MCLEOD MEMORIAL HOSPITAL CLARENDON			1	100%	1
MAYO CLINIC OUTPATIENT DIALYSIS CENTER			1	100%	1
OAK HAVEN REHAB AND NURSING CENTER			1	100%	1
FALKVILLE HEALTHCARE		1			1
CITRONELLE HEALTH AND REHABILITATION CENTER		1			1
HEALTHFORCE PARTNERS INC			1	100%	1
Willowbrooke Court at Normandy Farms Estates		1			1
Kroger 390 - The Little Clinic North College Hill		1			1
SUMMIT DETOX INC			1	100%	1
LP Marietta II, LLC		1			1
JACK M MATHENY II MD			1	100%	1
LEELANAU OPCO, LLC		1			1
MEMORIAL HOSPITAL OF TAMPA			1	100%	1
FLAGLER PROFESSIONAL HEALTH CARE SERVICES INC		1			1
RIVERSIDE MEDICAL CENTER		1			1

COVID-19: testing by laboratory

Data through Mar 20, 2021 verified as of Mar 21, 2021 at 09:25 AM

Data in this report are provisional and subject to change.

The numbers in the table below represent the number of Florida and non-Florida residents for whom test results were received by the Department of Health. A person can be tested by more than one laboratory and can have both positive and negative results. **Therefore, the sum of the numbers in each column will be larger than the total number of people tested.**

Reporting lab	Inconclusive	Negative	Positive	Percent positive	Total
THE CHRIST HOSPITAL			1	100%	1
GOOD SAMARITAN SOCIETY-FOREST CITY		1			1
BLOOD SYSTEMS LABORATORIES			1	100%	1
Isle Health and Rehabilitation Center			1	100%	1
MEDEXPRESS URGENT CARE - RUSSELLVILLE, W MAIN ST		1			1
Heartland of Perrysburg		1			1
BROOKSHIRE, THE			1	100%	1
SHP WESTCHESTER LLC		1			1
BETHESDA HOSPITAL			1	100%	1
MEDEXPRESS URGENT CARE-MEADVILLE			1	100%	1
441 URGENT CARE CENTER - BROWNWOOD			1	100%	1
SANFORD LABORATORIES WATERTOWN			1	100%	1
MID-FLORIDA CANCER CENTERS		1			1
BEST CARE COMMUNITY AND FAMILY HEALTH CENTER INC			1	100%	1
VIRGINIA UROLOGY		1			1
DIGNITY HEALTH GOHEALTH		1			1
SOUTHERN SPRINGS HEALTH CARE		1			1
Chateau Girardeau			1	100%	1
Kroger 717 - The Little Clinic Dolphin Drive			1	100%	1
LOUIS A JOHNSON VAMC		1			1
HARDEN DIALYSIS		1			1
SOUTH COUNTY MEDICAL CENTER			1	100%	1
MARTIN ARMY COMMUNITY HOSPITAL			1	100%	1
BRISTOL CHILDRENS CLINIC			1	100%	1
UNIVERSITY OF MIAMI HOSPITALS & CLINIC			1	100%	1
PANCARE HEALTH - CARR ELEM & MIDDLE SCHOOL			1	100%	1
SOUTHEASTERN PATHOLOGY ASSOCIATES			1	100%	1
Urgent Care 24/7 Orlando LLC			1	100%	1
BAPTIST MINOR MEDICAL CENTER			1	100%	1
Big River Nursing and Rehab		1			1
Tremont Health & Rehabilitation Center		1			1
CVS MO8595POCT RAYMORE		1			1
MEDPOST - NORTH DALLAS			1	100%	1
BEACHSIDE DETOX		1			1
ST JOHNS EPISCOPAL HOSPITAL SOUTH SHORE		1			1
Brookcrest Nursing Home		1			1
CARESPOT - OCOEE			1	100%	1
MEDEXPRESS URGENT CARE -HOWELL US HWY		1			1
URGENT CARE OF FORT LAUDERDALE INC			1	100%	1
PALM SPRINGS GENERAL HOSPITAL			1	100%	1
ELAN MANATEE			1	100%	1
VISTA DEL SOL MED ASSOC		1			1
El Paso Health Care Center			1	100%	1
Village Crest Center for Health & Rehabilitation		1			1
LIFE CARE CENTER OF GWINNETT		1			1
SOMA MEDICAL CENTER PA #2 OAKLAND			1	100%	1
CVS KS8573POCT OVERLAND PARK		1			1

COVID-19: testing by laboratory

Data through Mar 20, 2021 verified as of Mar 21, 2021 at 09:25 AM

Data in this report are provisional and subject to change.

The numbers in the table below represent the number of Florida and non-Florida residents for whom test results were received by the Department of Health. A person can be tested by more than one laboratory and can have both positive and negative results. **Therefore, the sum of the numbers in each column will be larger than the total number of people tested.**

Reporting lab	Inconclusive	Negative	Positive	Percent positive	Total
PUTNAM CO HOSPITAL-D/B/A ASBURY TOWERS		1			1
Bivins Pointe			1	100%	1
ULTIMATE ANALYSIS LABORATORY			1	100%	1
OPTIMAL MEDICINE INC		1			1
UNIVERSITY OF FLORIDA			1	100%	1
HARBOR OAKS GOLDEN YEARS			1	100%	1
FAMILY MEDICINE AT CELEBRATION		1			1
CARESOUTH HHA HOLDINGS OF VIRGINIA, LLC			1	100%	1
ABE'S GARDEN/PARK MANOR APARTMENTS		1			1
EXAC CARE CROSSVILLE		1			1
POINTE MEDICAL SERVICES INC			1	100%	1
IMMEDIATE CARE MEDICAL CENTER			1	100%	1
SHANNON CLARK OD, PA			1	100%	1
Kroger 838 - The Little Clinic Fairborn		1			1
Signature Healthcare of Fort Wayne		1			1
KIDSVILLE PEDIATRICS III PA			1	100%	1
LRHS Pablo Urgent Care		1			1
SYNERGENE LABORATORY			1	100%	1
Community Compassion Center of Batesville			1	100%	1
Falmouth By The Sea			1	100%	1
MID FLORIDA BIOLOGICALS			1	100%	1
INHEALTH LIFE SCIENCES LLC			1	100%	1
PLEASANT RIDGE MANOR WEST		1			1
NEW ERA COMMUNITY HEALTH CENTER LLC		1			1
ROAN MOUNTAIN MEDICAL CENTER			1	100%	1
SHARON REGIONAL MEDICAL CENTER			1	100%	1
DIGNITY HEALING LLC			1	100%	1
POETS WALK SARASOTA			1	100%	1
FREEPORT ER DOX URGENT CARE		1			1
LAB PLUS, LLC			1	100%	1
ADVENT HEALTH - OWASA			1	100%	1
CDR MAGUIRE – STUART MISSION			1	100%	1
THE CHILDREN'S HOSPITAL OF PHILADELPHIA		1			1
NORTH SHORE HEMATOLOGY-ONCOLOGY ASSOCI		1			1
MEDEXPRESS URGENT CARE - ROCKAWAY		1			1
REGIONAL MEDICAL LABORATORY			1	100%	1
CLEVELAND HEARTLAB			1	100%	1
STONECREST MEDICAL CENTER		1			1
HEALTHPARTNERS HUDSON CLINIC			1	100%	1
COLONIAL VILLA GOOD SAMARITAN CENTER		1			1
EASTSIDE MEDICAL CLINIC		1			1
GENEVA FAMILY HEALTH			1	100%	1
Melbourne Terrace Rehabilitation Center			1	100%	1
Carington Park			1	100%	1
INTERNAL MEDICINE GROUP OF CENTRAL FLORIDA			1	100%	1
UABC			1	100%	1
WAKE FOREST MEDICAL CENTER LABORATORY			1	100%	1

COVID-19: testing by laboratory

Data through Mar 20, 2021 verified as of Mar 21, 2021 at 09:25 AM

Data in this report are provisional and subject to change.

The numbers in the table below represent the number of Florida and non-Florida residents for whom test results were received by the Department of Health. A person can be tested by more than one laboratory and can have both positive and negative results. **Therefore, the sum of the numbers in each column will be larger than the total number of people tested.**

Reporting lab	Inconclusive	Negative	Positive	Percent positive	Total
BLAKE AT PENSACOLA OPERATION CO, LLC, THE			1	100%	1
SANTA ROSA PEDIATRICS			1	100%	1
FRESENIUS KIDNEY CARE FORT WALTON BEACH			1	100%	1
Nemours Children's Clinic-Orla			1	100%	1
Acts Manor House		1			1
SIGNATURE CARE MIDLAND			1	100%	1
GADSDEN FAMILY PRACTICE		1			1
MD NOW MEDICAL CENTERS, INC			1	100%	1
TMH URGENT CARE CENTER			1	100%	1
WALGREENS #15369		1			1
BETHESDA HOSPITAL EAST BLOOD GAS LAB			1	100%	1
COMMUNITY			1	100%	1
EVANS FAMILY CARE PA			1	100%	1
SOUTHWEST REGIONAL PCR LABORATORY			1	100%	1
WALMART PHARMACY 10-4554		1			1
URGENT DOC -NACOGODOCHES CLINIC			1	100%	1
MBMG OF WINTER HAVEN			1	100%	1
FAMILY PRACTICE OF CENTRAL FLORIDA PA			1	100%	1
Crisp Regional Nursing and Rehab Center		1			1
LIFE CARE CENTER OF HILTON HEAD		1			1
QC LABORATORY			1	100%	1
NORWALK HOSPITAL			1	100%	1
MED-LAKE LABORATORY			1	100%	1
HUNTERS CREEK MEDICAL ASSOCIATES PA		1			1
DOYLESTOWN HOSPITAL			1	100%	1
THE INTERNAL MEDICAL GROUP		1			1
CATERPILLAR INC - MIAMI DISTRIBUTION CENTER			1	100%	1
WINDMOOR HEALTHCARE			1	100%	1
COMMUNITY CARE CENTER□		1			1
Kroger 698 - The Little Clinic 14th Street/Bell		1			1
LANTANA HC LAB			1	100%	1
ADVANCE HEALTH AND WELLNESS SOLUTIONS			1	100%	1
SHRIVERS PHARMACY AND WELLNESS CENTER			1	100%	1
WALGREENS #5130			1	100%	1
HIGH DESERT COURT GROUP HOME			1	100%	1
CVS OH2540POCT HILLIARD		1			1
C V S / PHARMACY #833		1			1
SMA BEHAVIORAL HEALTH SERVICES INC		1			1
FLORIDA FAMILY LABORATORY		1			1
WELL-KEY URGENT CARE SEVIERVILLE			1	100%	1
Mayfair Village Nursing Care Center		1			1
Medicalodges Neosho			1	100%	1
GWINNETT MEDICAL CENTER			1	100%	1
OCEAN MEDICAL CENTER		1			1
HIGHLAND PARK LAKEWOOD PRESTON HOLLOW			1	100%	1
ABSOLUTE QUICK CARE			1	100%	1
ST JOSEPHS CHILDRENS HOSPITAL PEDI TRANSPORT			1	100%	1

COVID-19: testing by laboratory

Data through Mar 20, 2021 verified as of Mar 21, 2021 at 09:25 AM

Data in this report are provisional and subject to change.

The numbers in the table below represent the number of Florida and non-Florida residents for whom test results were received by the Department of Health. A person can be tested by more than one laboratory and can have both positive and negative results. **Therefore, the sum of the numbers in each column will be larger than the total number of people tested.**

Reporting lab	Inconclusive	Negative	Positive	Percent positive	Total
Washington County Nursing H0me			1	100%	1
STANDIFER PLACE		1			1
OCALA RKC EAST HEMO #1			1	100%	1
CVS CA9497POCT IRVINE		1			1
MINUTE CLINIC DIAGNOSTIC MED GRP OF CA		1			1
WEST CARVER MEDICAL ASSOCIATES		1			1
CARSON NURSING AND REHABILITATION CENTER		1			1
Hawthorne House		1			1
CVS HEALTH, #5962		1			1
MID-FLORIDA PATHOLOGY LLC		1			1
GAMMA HEALTHCARE, INC		1			1
NABI		1			1
DSI LABORATORIES-NAPLES-7TH			1	100%	1
BAPTIST HEALTH PRIMARY CARE AT CUTLER BAY			1	100%	1
CVS AZ69POCT PEORIA		1			1
CAROLINAS HEALTHCARE SYSTEM LAB			1	100%	1
RESOURCE PATH LLC			1	100%	1
COASTAL PEDIATRICS LLC			1	100%	1
NEMOURS CHILDREN'S PRIMARY CARE			1	100%	1
Fairhope		1			1
MINUTECLINIC DIAGNOSTIC OF VIRGINIA, LLC #1980		1			1
PROMUS DIAGNOSTICS, LLC			1	100%	1
RED BUG LAKE ROAD OVIEDO COVID			1	100%	1
CHI MEMORIAL HOSPITAL CHATTANOOGA			1	100%	1
SAINT LEO UNIVERSITY INCORPORATED			1	100%	1
TENNOVA HEALTHCARE - CLEVELAND			1	100%	1
CVS MA1121POCT WESTFORD		1			1
BIODORON LABORATORIES			1	100%	1
HARTFORD HEALTH CARE & REHABILITATION			1	100%	1
BAYLOR SCOTT & WHITE ALL SAINTS MEDICAL CENTER FT			1	100%	1
OXLEY PARK HEALTH & REHAB		1			1
KANA MEDICAL			1	100%	1
LACKAWANNA HEALTH AND REHAB CENTER		1			1
FAIRFIELD MEDICAL CENTER			1	100%	1
MISSION REGIONAL MEDICAL CENTER			1	100%	1
ST JOHNS MEDICAL CENTER		1			1
PULSE MEDICAL DOCTOTS LLC			1	100%	1
SPECIALTY DRUG TESTING			1	100%	1
FORT MYERS DIALYSIS		1			1
San Antonio Residence and Rehabilitation Center		1			1
OUCH URGENT CARE			1	100%	1
FAU MEMORY & WELLNESS CENTER			1	100%	1
ATLANTIS VISION CENTER			1	100%	1
Glen Oaks Health and REhabilitation		1			1
Broomall Manor		1			1
BOCA RATON REGIONAL HOSPITAL INC			1	100%	1
WALGREENS #15291		1			1

COVID-19: testing by laboratory

Data through Mar 20, 2021 verified as of Mar 21, 2021 at 09:25 AM

Data in this report are provisional and subject to change.

The numbers in the table below represent the number of Florida and non-Florida residents for whom test results were received by the Department of Health. A person can be tested by more than one laboratory and can have both positive and negative results. **Therefore, the sum of the numbers in each column will be larger than the total number of people tested.**

Reporting lab	Inconclusive	Negative	Positive	Percent positive	Total
1ST MED DOTHAN			1	100%	1
SPARTANBURG REGIONAL MEDICAL CENTER			1	100%	1
MEMORIAL HERMANN KATY HOSPITAL			1	100%	1
Port Orange Nursing And Rehab Center			1	100%	1
BNJ		1			1
MEDEXPRESS URGENT CARE - DERBY N ROCK		1			1
MOUNT SINAI COMPREHENSIVE CANCER CENTER			1	100%	1
WEST VIRGINIA UNIVERSITY HOSPITALS			1	100%	1
MANHATTAN EYE EAR AND THROAT HOSPITAL		1			1
MEDEXPRESS URGENT CARE, MOSSIDE		1			1
777 URGENT CARE			1	100%	1
Sunnybrook Rehabilitation Center			1	100%	1
EXPRESS LAB LIVINGSTON			1	100%	1
DOCTORS MEMORIAL HOSP HOME HEALTH CARE		1			1
GENESIS HOME HEALTH CARE SERVICES OF			1	100%	1
ELITE MEDICAL LABORATORY SOLUTIONS LLC			1	100%	1
TGH URGENT CARE – WESTCHASE			1	100%	1
Accordius Health at Harrisonburg		1			1
ARIZA WELLNESS CARE LLC			1	100%	1
CHATEAU MADELEINE - SENIOR LIVING & MEMORY CARE			1	100%	1
Birmingham Nursing and Rehabilitation East LLC		1			1
PINELLAS POINT NURSING AND REHAB CENTER			1	100%	1
HORIZON MEDICAL CENTER			1	100%	1
GOSHEN HOSPITAL			1	100%	1
WILSON FAMILY MEDICINE LLC		1			1
SEATTLE-KING COUNTY			1	100%	1
FRESENIUS SOUTH FORT MYERS		1			1
HOLLAND COMMUNITY HOSPITAL		1			1
Bethel Lutheran Nursing & Rehabilitation Center		1			1
Kroger 397 - The Little Clinic Frankfort East		1			1
MONMOUTH MEDICALC ENTER		1			1
SANITAS RESEARCH LLC			1	100%	1
CHC			1	100%	1
MERCY MEDICAL CENTER INC			1	100%	1
Carrollton Manor Inc		1			1
LAKE LURE HEALTH CENTER			1	100%	1
Walgreens #3661		1			1
STERLING HOUSE OF PORT ORANGE		1			1
MEMORIAL HOSPITAL LOS BANOS			1	100%	1
WHEATON FRANCISCAN LABORATORY			1	100%	1
MEDEXPRESS URGENT CARE - WICHITA, N MAIZE RD		1			1
Pinnacle Assisted Living			1	100%	1
MINUTECLINIC DIAG OF IND, LLC #4368		1			1
ADVENTHEALTH MEDICAL GROUP INTERNAL MEDICINE		1			1
LEGACY AT HIGHWOODS PRESERVE		1			1
CRUSADER COMMUNITY HEALTH			1	100%	1
PROGRESSIVE MEDICAL RESEARCH			1	100%	1

COVID-19: testing by laboratory

Data through Mar 20, 2021 verified as of Mar 21, 2021 at 09:25 AM

Data in this report are provisional and subject to change.

The numbers in the table below represent the number of Florida and non-Florida residents for whom test results were received by the Department of Health. A person can be tested by more than one laboratory and can have both positive and negative results. **Therefore, the sum of the numbers in each column will be larger than the total number of people tested.**

Reporting lab	Inconclusive	Negative	Positive	Percent positive	Total
OCALA REGIONAL DIALYSIS- NORTH			1	100%	1
CAREWELL URGENT CARE FITCHBURG			1	100%	1
ST VINCENT'S AMBULATORY CARE INC			1	100%	1
BHS PHYSICIAN NETWORK			1	100%	1
SAINT JOSEPHS HOSPITAL OF ATLANTA			1	100%	1
GENESIS MICROBIOLOGY LAB		1			1
ADVENTHEALTH MEDICAL GROUP UROLOGY AT EAST ORLANDO		1			1
QUALITY CLINICAL LAB LLC			1	100%	1
LIMA MEMORIAL HOSPITAL			1	100%	1
Bayou Vista Community Care Center			1	100%	1
REFERENCE LABORATORY			1	100%	1
Manor Care of Dallastown d/b/a ManorCare Health Services - Dallastown		1			1
Memorial Health Care Center			1	100%	1
FAYETTE MEDICAL CENTER LAB		1			1
JPS HEALTH CENTER AT TRUE WORTH PLACE			1	100%	1
PULMONARY, CRITICAL CARE AND SLEEP DISORDERS INSTITUTE OF SOUTH FLORID			1	100%	1
CONCENTRA - OCALA		1			1
CVS IL2297651CV JOLIET		1			1
MD NOW URGENT CARE			1	100%	1
KENNEDY BOULEVARD DIALYSIS			1	100%	1
HOSPICE OF MARION COUNTY INC			1	100%	1
PRIMARY CARE GROUP LLC		1			1
WINDSOR MANOR			1	100%	1
ACCURATE HEALTH SERVICES CORP			1	100%	1
Victoria Manor		1			1
LITTLE COMPANY OF MARY HOSPITAL			1	100%	1
WINTER HAVEN DIALYSIS		1			1
VELOCITY URGENT CARE - REDMILL			1	100%	1
PRACTITIONERS IN MOTION			1	100%	1
Garden View Care Center at Dougherty Ferry		1			1
LEESBURG DIALYSIS CENTER		1			1
CVS PHARMACY INC DBA CVS/PHARMACY # 10600		1			1
Oakmont of Katy Nursing and Rehabilitation		1			1
ARISTACARE AT MANCHESTER		1			1
FAMILY PRACTICE ASSOCIATES		1			1
MICROBIOLOGY DEPARTMENT			1	100%	1
PENINSULA REGIONAL MED CTR LAB			1	100%	1
PCR DIAGNOSTICS			1	100%	1
CHP COVID-19 (TX)			1	100%	1
CAREFIRST URGENT CARE - BEECHMONT			1	100%	1
ARBOR DIAGNOSTICS, INC		1			1
AFFILIATED LABORATORIES INC			1	100%	1
CHI ST VINCENT LITTLE ROCK DIAGNOSTIC CLINIC			1	100%	1
BRADENTON DIALYSIS			1	100%	1
SOUTHWEST FLORIDA DIVISION LAB			1	100%	1
Wildwood Healthcare		1			1
Lutheran Community at Telford		1			1

COVID-19: testing by laboratory

Data through Mar 20, 2021 verified as of Mar 21, 2021 at 09:25 AM

Data in this report are provisional and subject to change.

The numbers in the table below represent the number of Florida and non-Florida residents for whom test results were received by the Department of Health. A person can be tested by more than one laboratory and can have both positive and negative results. **Therefore, the sum of the numbers in each column will be larger than the total number of people tested.**

Reporting lab	Inconclusive	Negative	Positive	Percent positive	Total
KID FIXERS		1			1
HEALTH ALLIANCE			1	100%	1
CAPSTONE REHABILITATION AND HEALTHCARE		1			1
BIOMAT ORLANDO		1			1
SACRED HEART HEALTH SYSTEM- MIDWIFE PROGRAM			1	100%	1
CARESPOT EXPRESS HEALTHCARE BOYNTON BEACH			1	100%	1
BOND COUNTY HEALTH DEPARTMENT			1	100%	1
Walgreens #5065		1			1
FLAGLER COUNTY BOARD OF COUNTY COMMISSIONERS			1	100%	1
Strasburg Care Center		1			1
KATHY L ANDERSON DO PA			1	100%	1
NEVADA DEPARTMENT OF HEALTH AND HUMAN SERVICES			1	100%	1
Shoreline Care Center			1	100%	1
DIMMIT REGIONAL HOSPITAL			1	100%	1
Hearthstone Nursing and Rehabilitation Center		1			1
ASHLEY PEDIATRICS DAY & NIGHT CLINIC			1	100%	1
HERNANDO COUNTY HEALTH DEPT			1	100%	1
SEVEN HILLS HEALTHCARE GROUP LLC DBA		1			1
Kroger - KRO62000426			1	100%	1
Kroger 618 - The Little Clinic Trail Creek Village		1			1
GARNET HEALTH DOCTORS		1			1
EXCEL URGENT CARE OF NJ			1	100%	1
MEMORIAL SATILLA HEALTH			1	100%	1
JOHN PETER SMITH HOSPITAL- OB TRIAGE			1	100%	1
Good Samaritan Society		1			1
PALMETTO BAY MEDICAL CENTER			1	100%	1
THEDACARE FAMILY MEDICINE GATEWAY			1	100%	1
HIBISCUS COURT			1	100%	1
PROVIDENCE ST PETER HOSPITAL		1			1
USF PHYSICIANS GROUP			1	100%	1
WALGREEN#12147		1			1
HUDSON REGIONAL HOSPITAL			1	100%	1
BRANDON OUTREACH CLINIC			1	100%	1
GILBERT MEDICAL GROUP			1	100%	1
WEST PALM BEACH PHARMACEUTICALS LLC			1	100%	1
ACCESS FAMILY CARE LLC			1	100%	1
Signature Healthcare of Palm Beach			1	100%	1
MINUTECLINIC DIAGNOSTIC OF NH, LLC (CL		1			1
KINGWOOD EMERGENCY HOSPITAL			1	100%	1
WESTON COUNTY HEALTH SERVICES			1	100%	1
HALE KUPUNA HERITAGE HOME		1			1
DE TAR HOSPITAL			1	100%	1
TOXUSALABS DBA CONNECTDX LABS		1			1
Abernethy Laurels		1			1
ALAFAYA WOODS FAMILY MEDICAL CENTER		1			1
UMMC MIDTOWN CAMPUS			1	100%	1
WELLSTAR COBB HOSPITAL			1	100%	1

COVID-19: testing by laboratory

Data through Mar 20, 2021 verified as of Mar 21, 2021 at 09:25 AM

Data in this report are provisional and subject to change.

The numbers in the table below represent the number of Florida and non-Florida residents for whom test results were received by the Department of Health. A person can be tested by more than one laboratory and can have both positive and negative results. **Therefore, the sum of the numbers in each column will be larger than the total number of people tested.**

Reporting lab	Inconclusive	Negative	Positive	Percent positive	Total
Dulles Health and Rehab Center		1			1
DAYTONA BEACH CENTRA CARE			1	100%	1
ORMOND PEDIATRICS PA			1	100%	1
Kroger 359 - The Little Clinic Bellevue		1			1
FIT4LIFE MEDICAL CENTER			1	100%	1
Altenheim Senior Living		1			1
CVS MN663POCT APPLE VALLEY		1			1
Kroger 569 - The Little Clinic Gallatin		1			1
CARINGPLUS HOMECARE LLC			1	100%	1
BOLLES SCHOOL, THE			1	100%	1
SC-GA2018 SIMPSONVILLE REHABILITATION		1			1
ST LUKES SURGICAL AT THE VILLAGES INC			1	100%	1
DOCTOR TODAY URGENT CARE			1	100%	1
TARRYTOWN PHARMACY			1	100%	1
ORLANDO HEALTH PHYSICIAN GROUP INC			1	100%	1
HAWKEYE CARE CENTER DUBUQUE		1			1
MEDICAL CITY DENTON			1	100%	1
Southwest Louisiana Veterans Home			1	100%	1
ST. PETERSBURG PEDIATRICS-SEMINOLE			1	100%	1
DONALSONVILLE HOSPITAL			1	100%	1
PALACE CARE AND REHAB		1			1
ORMOND MEDICAL ARTS FAMILY PRACTICE PL			1	100%	1
SUMMIT LABORATORY			1	100%	1
Kroger 379 - The Little Clinic Stony Brook		1			1
ALPHA 1 ANTITRYPSIN RESEARCH PROGRAM			1	100%	1
RELIANCE HOME HEALTH CARE INC		1			1
SONNI'S PEDIATRICS			1	100%	1
Kroger 524 - The Little Clinic Iron Bridge Road		1			1
OPCO LLC LEGACY NURSING AND REHABILITA		1			1
GATEWAY LABORATORIES		1			1
WAYNE COUNTY PUBLIC HEALTH		1			1
Village Green Health & Rehabilitation		1			1
Allen Health and Rehabilitation		1			1
MINUTE CLINIC DIAGNOSTICS OF IN, LLC #6252		1			1
STATE OF CALIFORNIA DOH SERVICES			1	100%	1
UUHC - REDSTONE HEALTH CENTER LABORATORY			1	100%	1
GOLDING-GRANADO MEDICAL ASSOCIATES		1			1
CARENOW LAKE WORTH			1	100%	1
RIDGE OPTUM FLORIDA			1	100%	1
SOUTHERN HILLS MEDICAL CENTER			1	100%	1
CVS CT2210POCT RIVERSIDE		1			1
ORCHARD PARK HEALTH CARE AND REHABILITATION CENTER		1			1
PHYSICIANS IMMEDIATE CARE			1	100%	1
HAMILTON CI MAIN UNIT ANNEX/ WORK CAMP			1	100%	1
Kroger 682 - The Little Clinic Combs and Gantzel		1			1
WY RETIREMENT CENTER		1			1
ANY LAB TEST FAST CORP			1	100%	1

COVID-19: testing by laboratory

Data through Mar 20, 2021 verified as of Mar 21, 2021 at 09:25 AM

Data in this report are provisional and subject to change.

The numbers in the table below represent the number of Florida and non-Florida residents for whom test results were received by the Department of Health. A person can be tested by more than one laboratory and can have both positive and negative results. **Therefore, the sum of the numbers in each column will be larger than the total number of people tested.**

Reporting lab	Inconclusive	Negative	Positive	Percent positive	Total
EVENING PEDIATRICS INC			1	100%	1
BRIAN C GRINER MD LLC			1	100%	1
Monument Health Custer Care Center		1			1
HEALTH FIRST HOME CARE		1			1
WILLOW DALE WELLNESS VILLAGE APARTMENT		1			1
EILEEN TURBESSI MD PA		1			1
FLORHAM PARK ENDOSCOPY CENTER		1			1
TITUSVILLE REHABILITATION AND NURSING CENTER		1			1
Ideal Senior Living Center		1			1
SOLARIS HEALTHCARE PLANT CITY		1			1
PRISMA HEALTH TUOMEY LABORATORY			1	100%	1
MEDICAL CITY NORTH HILLS			1	100%	1
ORLANDO HEALTH MEDICAL GROUP			1	100%	1
MINUTE CLINIC DIAGNOSTIC PA			1	100%	1
BROCK HUGHES MEDICAL CENTER			1	100%	1
MEDTOWN PHARMACY			1	100%	1
Kroger 767 - The Little Clinic Beaumont		1			1
ELLIS HOSPITAL URGENT CARE CENTER LAB		1			1
VETERANS AFFAIRS MEDICAL CENTER - EAST ORANGE			1	100%	1
GABRIELA GOLDSTEIN MD PA			1	100%	1
LCMC LAB SUBSECTION		1			1
MOUNT ST MARYS HOSPITAL OF NIAGARA FALLS			1	100%	1
CATHEDRAL GERONTOLOGY CENTER DBA CATHEDRAL CARES			1	100%	1
ACCESS MEDICAL GROUP OF TAMPA INC			1	100%	1
LARKIN COMMUNITY HOSPITAL PALM SPRINGS CAMPUS			1	100%	1
SUTTER GOULD MEDICAL FOUNDATION			1	100%	1
BAPTIST HOSPITAL FAMILY MEDICINE &			1	100%	1
Wetumpka Health and Rehab, LLC		1			1
SALUDA NURSING CENTER		1			1
BMC MAYPORT			1	100%	1
CVS OH6167POCT ASHLAND		1			1
BRONSON METHODIST HOSPITAL			1	100%	1
SOUTHWESTERN VERMONT MEDICAL CENTER			1	100%	1
Brakeley Park Center		1			1
Central Park Healthcare & Rehabilitation Center		1			1
TRUCARE LIVING CENTERS - SELMA			1	100%	1
CLEVELAND CLINIC FLORIDA LAB			1	100%	1
CELEBRATION HOSPITAL			1	100%	1
ST JOHN'S MEDICAL CENTER, TETON VILLAGE			1	100%	1
AMERICAN DRUG TESTING LAB LLC			1	100%	1
FLORIDA CLINICAL LABORATORY INC DBA			1	100%	1
PAMC MICRO LAB			1	100%	1
CARENOW MIDTOWN			1	100%	1
CVS TX3702POCT KATY		1			1
HALIFAX HEALTH PRIMARY CARE			1	100%	1
CHILDRENS SPECIALIST PEDIATRIC PULMMOLOGY &			1	100%	1
BLUFFTON HEALTH CENTER			1	100%	1

COVID-19: testing by laboratory

Data through Mar 20, 2021 verified as of Mar 21, 2021 at 09:25 AM

Data in this report are provisional and subject to change.

The numbers in the table below represent the number of Florida and non-Florida residents for whom test results were received by the Department of Health. A person can be tested by more than one laboratory and can have both positive and negative results. **Therefore, the sum of the numbers in each column will be larger than the total number of people tested.**

Reporting lab	Inconclusive	Negative	Positive	Percent positive	Total
PENSACOLA PATHOLOGY		1			1
FLAGLER MEDICAL ASSOCIATES PA			1	100%	1
SANTA MONICA CA-UCLA MC			1	100%	1
UF HEALTH - WILDLIGHT			1	100%	1
Birmingham Nursing & Rehab Center		1			1
LOPEZ		1			1
CYPRESS CREEK OUTPATIENT SURGICAL CTR, LLC			1	100%	1
PHYSICIANS PREMIER			1	100%	1
BALLAD HEALTH MEDICAL ASSOCIATES URGENT CARE			1	100%	1
PASTEUR MEDICAL HIALEAH GARDEN LLC			1	100%	1
INDIAN RIVER CLINICAL LABORATORY, INC.		1			1
TANGLEWOOD MANOR		1			1
CENTRAL TX MEDICAL CENTER - LAB			1	100%	1
Brynwood Health & Rehabilitation Center			1	100%	1
CONWAY - SHERWOOD URGENT CARE			1	100%	1
LEXINGTON HOSPITAL CORPORATION			1	100%	1
Ash Flat Healthcare and Rehabilitation Center			1	100%	1
EAST CORE LAB			1	100%	1
PALM BREEZE DIALYSIS			1	100%	1
MEDEXPRESS URGENT CARE - VINELAND S MA		1			1
PEACHEALTH LABORATORIES		1			1
WINTER PARK MEMORIAL HOSPITAL LABORATORY		1			1
BAYFRONT HEAL WOUND CARE AND HYPERBARIC CENTER			1	100%	1
FLAGLER CARE CENTER			1	100%	1
MACKINAC STRAITS LONG TERM CARE UNIT		1			1
LABORATORIO MEDICO CENTRAL CONDOMINO MD			1	100%	1
CVS IL2297652CV CHICAGO		1			1
INTERNAL MEDICINE ASSOCIATES		1			1
HEALTH PLUS SUNRISE MEDICAL OFFICE			1	100%	1
NORTHSIDE FAMILY MEDICINE AND URGENT CARE (CUMMING)		1			1
RIVERSIDE PEDIATRIC GROUP, INC		1			1
BAPTIST ASI			1	100%	1
ORDRS, INC.			1	100%	1
Maple Lane Nursing Home		1			1
Eagle Point Health Care Center		1			1
FHPG INTERNAL MEDICINE OF BRANDON			1	100%	1
APPLECARE BRUNSWICK			1	100%	1
CHESAPEAKE REGIONAL MEDICAL CENTER			1	100%	1
LADY LAKE FAMILY MEDICINE			1	100%	1
SPARTA HEALTH & REHAB		1			1
CFCH - FROSTPROOF			1	100%	1
FAMILY MEDICINE AT KISSIMMEE		1			1
LAKE VISTA DIALYSIS			1	100%	1
ASPIRUS WAUSAU HOSPITAL			1	100%	1
HCL LABORATORIES			1	100%	1
CONCIERGE INTERNAL MEDICINE ASSOCIATES			1	100%	1
ROYAL PALM PEDIATRICS			1	100%	1

COVID-19: testing by laboratory

Data through Mar 20, 2021 verified as of Mar 21, 2021 at 09:25 AM

Data in this report are provisional and subject to change.

The numbers in the table below represent the number of Florida and non-Florida residents for whom test results were received by the Department of Health. A person can be tested by more than one laboratory and can have both positive and negative results. **Therefore, the sum of the numbers in each column will be larger than the total number of people tested.**

Reporting lab	Inconclusive	Negative	Positive	Percent positive	Total
ASHLEY CLINICAL DIAGNOSTIC LABORATORY			1	100%	1
LAMARQUE DIALYSIS			1	100%	1
BASCOM PALMER EYE INSTITUTE			1	100%	1
CAREHERE HUDSON BAY			1	100%	1
Maplewood of Cheshire County		1			1
TANNER CLINIC			1	100%	1
NSPIRE HEALTHCARE PLANTATION			1	100%	1
LOURDES URGENT CARE			1	100%	1
Alden North Shore			1	100%	1
PM PEDIATRICS PC			1	100%	1
CENTRAL ALABAMA HEALTH CARE SYSTEM			1	100%	1
AMERICAN MEDICAL RESPONSE - FARMER BRA		1			1
CSI LABORATORIES FLORIDA			1	100%	1
Kroger - KRO03500568			1	100%	1
PULMONARY MEDICINE		1			1
THE CLINIC ON SIXTH			1	100%	1
SALEM VAMC		1			1
Kroger 465 - The Little Clinic Oakley		1			1
MEDEXPRESS URGENT CARE CHICOPEE			1	100%	1
FORT MYERS NORTH DIALYSIS		1			1
ADVANCED RESEARCH AND DIAGNOSTIC LABORATORY UNIVERSITY OF MINNESOTA			1	100%	1
Manassas Health & Rehab			1	100%	1
ST MARY'S OF SAGINAW		1			1
SUPREME MEDICAL GROUP PLLC			1	100%	1
ATRIA TAMARAC			1	100%	1
Ravenwood Speciality Care		1			1
SHAH			1	100%	1
JUPITER MEDICAL CENTER INC			1	100%	1
Imperial Healthcare Centre			1	100%	1
BERKSHIRE MEDICAL CENTER			1	100%	1
Mary Anna Nursing Home		1			1
PROGENESIS INC			1	100%	1
FOUNDATION LABORATORY			1	100%	1
FIRST CARE WALK IN CLINIC LLC			1	100%	1
MARTIN MEM FAMILY CARE AT ST LUCIE W			1	100%	1
CERMAK HEALTH SERVICES			1	100%	1
Baypoint Healthcare Center			1	100%	1
PHYSICIANS ASSOCIATES PA			1	100%	1
Erie VAMC		1			1
PALM BEACH DIGESTIVE ASSOCIATES			1	100%	1
ST MICHAEL'S ELITE MEDICAL HOSPITAL			1	100%	1
SUMMERFIELD PAIN MANAGEMENT			1	100%	1
TAMPA HEALTH CARE PROVIDERS PA		1			1
AML DIAGNOSTICS- ADV TESTING IN METABOLIC MEDICINE			1	100%	1
COLOMBO'S PHARMACY		1			1
CLERMONT PEDIATRICS, PA			1	100%	1
HARRIS URGENT CARE CENTER			1	100%	1

COVID-19: testing by laboratory

Data through Mar 20, 2021 verified as of Mar 21, 2021 at 09:25 AM

Data in this report are provisional and subject to change.

The numbers in the table below represent the number of Florida and non-Florida residents for whom test results were received by the Department of Health. A person can be tested by more than one laboratory and can have both positive and negative results. **Therefore, the sum of the numbers in each column will be larger than the total number of people tested.**

Reporting lab	Inconclusive	Negative	Positive	Percent positive	Total
ST. MARY MEDICAL CENTER		1			1
SUREPOINT URGENT CARE PADRE ISLAND			1	100%	1
Ohman Family Living at Holly Assisted Living		1			1
Hillside Rehab and Care Center			1	100%	1
SJMC PHYSICIAN SERVICES			1	100%	1
CVS CA9103POCT ESCONDIDO		1			1
Grand Junction VAMC		1			1
BAYLOR SCOTT & WHITE MEDICAL SURGICAL CLINIC			1	100%	1
HACKENSACK UNIVERSITY MEDICAL CENTER		1			1
LabCorp of America			1	100%	1
PALATKA VA CBOC		1			1
MEDEXPRESS URGENT CARE - CINNAMINSON		1			1
SC-GA2018 MCCORMICK REHAB & HEALTHCARE		1			1
FAIRVIEW SOUTHDALE			1	100%	1
NASON HOSPITAL			1	100%	1
MADISON AT OVIEDO			1	100%	1
FAMILY MEDICAL CENTER		1			1
NORTH SHORE HEMATOLOGY-ONCOLOGY ASSOCIATES PC		1			1
Walgreens #9620		1			1
Princeton Place			1	100%	1
MED FIRST IMMEDIATE CARE AND FAMILY PRACTICE			1	100%	1
SPEARE MEMORIAL HOSPITAL			1	100%	1
MORGAN STANELY HEALTH CENTER		1			1
TREASURE COAST PRIMARY CARE		1			1
EASTGENE LABORATORIES		1			1
ISLAND NURSING HOME			1	100%	1
NORTH PALM CHIDRENS PHYSICIANS			1	100%	1
BRUNSWICK HEALTH AND REHABILITATION CE		1			1
NORTHSIDE HOSPITAL DULUTH			1	100%	1
LEHIGH PULMONARY ASSOCIATES			1	100%	1
ICARE		1			1
WALGREENS_CHICAGO		1			1
SLIDELL MEMORIAL HOSPITAL			1	100%	1
LAKEWOOD RANCH MEDICAL GROUP LLC			1	100%	1
Springdale Village		1			1
LAKESIDE MEDICAL CENTER		1			1
Kroger 541 - The Little Clinic Long Hollow Pike		1			1
Brattleboro Crossings LLC dba Pine Heights at Brattleboro		1			1
BROOKDALE FORT WALTON BEACH			1	100%	1
OHIO VALLEY MANOR NURSING &		1			1
Aspire Physical Recovery Center at Cahaba River		1			1
SAINT JOSEPH'S HOSPITAL AND MEDICAL CENTER		1			1
FASTMED URGENT CARE			1	100%	1
Kroger 086 - The Little Clinic Broomfield-Sheridan		1			1
ADVENTHEALTH PHYSICIAN GROUP - APPLEWOOD			1	100%	1
MAYO MEDICAL LABORATORIES			1	100%	1
OMNI HEALTHCARE URGENT CARE			1	100%	1

COVID-19: testing by laboratory

Data through Mar 20, 2021 verified as of Mar 21, 2021 at 09:25 AM

Data in this report are provisional and subject to change.

The numbers in the table below represent the number of Florida and non-Florida residents for whom test results were received by the Department of Health. A person can be tested by more than one laboratory and can have both positive and negative results. **Therefore, the sum of the numbers in each column will be larger than the total number of people tested.**

Reporting lab	Inconclusive	Negative	Positive	Percent positive	Total
IMMY LABS			1	100%	1
MT CARMEL NURSING HOME		1			1
ST. LUKE'S HOSPITAL			1	100%	1
Integrity Healthcare of Carbondale			1	100%	1
MANCHESTER COMMONS		1			1
Woodstock Nursing and Rehabilitation Center		1			1
BATESVILLE - SHERWOOD URGENT CARE			1	100%	1
MERCY – NORTH IOWA			1	100%	1
Seal Rock Healthcare		1			1
BEVERLY ADVANCED PRACTICE NURSING		1			1
CHRISTUS GOOD SHEPHERD MEDICAL CENTER			1	100%	1
SONORAN DESERT PATHOLOGY			1	100%	1
Rio Grande City Nursing and Rehab Center			1	100%	1
CONVENIENT MEDICAL AND HEALTH SERVICES			1	100%	1
MORNINGSIDE NURSING AND REHABILITATION		1			1
MEDEXPRESS URGENT CARE - NUTLEY		1			1
COLONIAL HEALTH CARE		1			1
FRONT PORCH PEDIATRICS PLLC			1	100%	1
RM PHARMACY SERVICES INC		1			1
MEDICAL ASSOCIATES OF BREVARD LLC		1			1
CHI ST ALEXIUS TRANSITIONAL CARE UNIT		1			1
PM PEDIATRICS OF BAYSIDE PLLC - BELLER		1			1
MEADOWS PARK HEALTH AND REHABILITATION		1			1
GENERATIONS CENTER OF SPENCER		1			1
CLERMONT HEALTH DEPARTMENT			1	100%	1
DISCOVERY AT HOME, LLC			1	100%	1
WINDERMERE PEDIATRICS			1	100%	1
CVS CA9823POCT SACRAMENTO		1			1
ALLIANCE LABORATORY SERVICES			1	100%	1
CARESPOT - LEE VISTA			1	100%	1
St. Anne Home		1			1
RURAL/METRO MIDSOUTH,		1			1
Kroger 353 - The Little Clinic Harpers Point		1			1
DIGESTIVE DISEASE CARE PC		1			1
Total	95,991	17,615,680	2,588,533	13%	20,300,204