

# COVID-19: summary of cases and monitoring

Data through Mar 21, 2021 verified as of Mar 22, 2021 at 09:25 AM

Data in this report are provisional and subject to change.

## Cases: people with positive PCR or antigen test result

<b>Total cases</b>	<b>2,011,211</b>
Florida residents	1,974,051
Non-Florida residents	37,160
<b>Type of testing</b>	
Florida residents	1,974,051
Positive by BPHL/CDC	72,560
Positive by commercial/hospital lab	1,901,491
PCR positive	1,596,057
Antigen positive	377,994
Non-Florida residents	37,160
Positive by BPHL/CDC	886
Positive by commercial/hospital lab	36,274
PCR positive	25,559
Antigen positive	11,601
<b>Characteristics</b>	
Florida residents hospitalized	83,503
Florida resident deaths	32,779
Non-Florida resident deaths	629

Hospitalized counts include anyone who was hospitalized at some point during their illness. It does not reflect the number of people currently hospitalized.

More information on deaths identified through death certificate data is available on the National Center for Health Statistics website at [www.cdc.gov/nchs/nvss/vsrr/COVID19/index.htm](http://www.cdc.gov/nchs/nvss/vsrr/COVID19/index.htm).

## Cases: people with positive PCR or antigen test result

<b>Risk factors for Florida residents</b>	
Traveled	15,648
Contact with a known case	773,201
Traveled and contact with a known case	21,289
Neither	1,163,913
No travel and no contact	232,619
Travel is unknown	669,916
Contact is unknown	436,166
Contact is pending	429,723

Travel can be unknown and contact can be unknown or pending for the same case, these numbers will sum to more than the "neither" total.

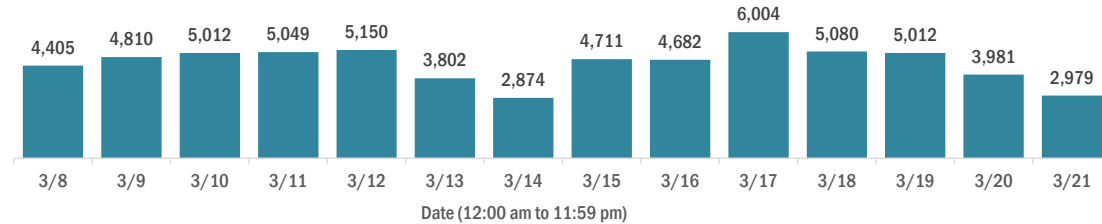
# COVID-19: summary of laboratory testing

Data through Mar 21, 2021 verified as of Mar 22, 2021 at 09:25 AM

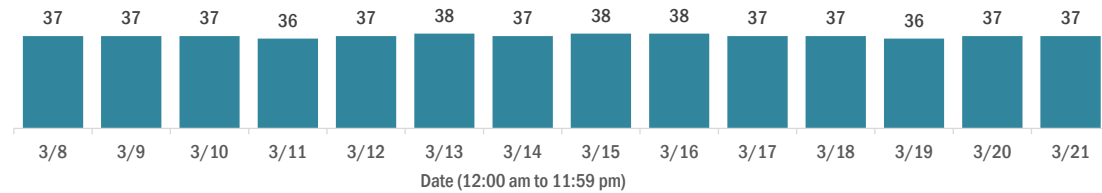
Data in this report are provisional and subject to change.

## Cases in Florida residents per day for the past 2 weeks

### Number of cases per day



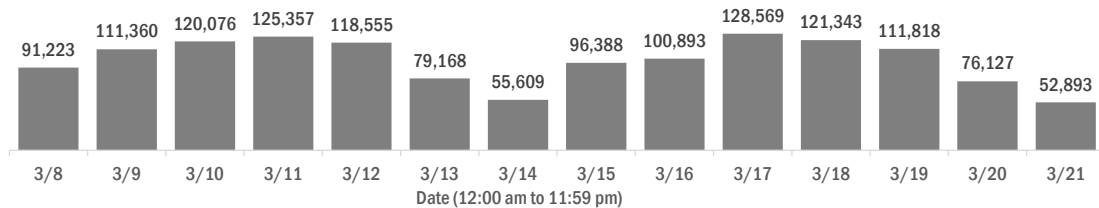
### Median age of cases by day



## Laboratory testing for Florida residents over the past 2 weeks

### Number of Florida residents tested per day

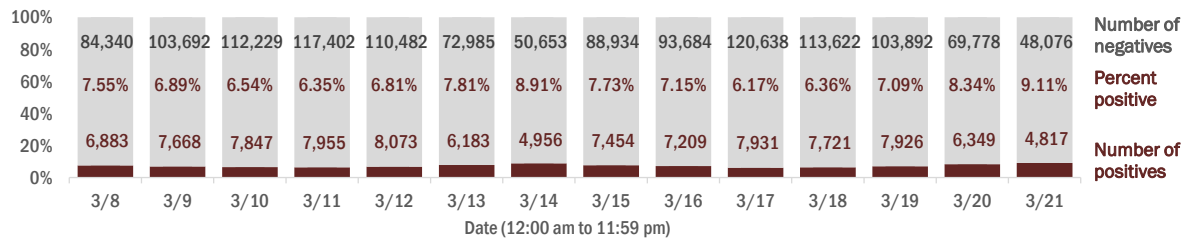
These counts include the number of people for whom the Department received PCR or antigen laboratory results by day. People tested on multiple days will be included for each day a new result was received. A person is only counted once for each day they are tested, regardless of whether multiple specimens are tested or multiple results are received.



### Number and percent of Florida residents with positive test results

The percent of positive results ranged from 6.17% to 9.11% over the past 2 weeks and was 9.11% yesterday.

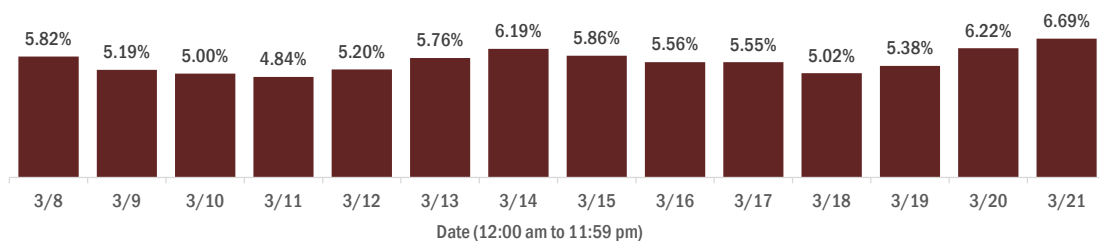
These counts include the number of people for whom the Department received PCR or antigen laboratory results by day. People tested on multiple days will be included for each day a new result was received. A person is only counted once for each day they are tested, regardless of whether multiple specimens are tested or multiple results are received. If a person has a positive specimen and a negative specimen in the same day, only the positive result is counted.



### Percent positivity for new cases in Florida residents

The percent of positive results ranged from 4.84% to 6.69% over the past 2 weeks and was 6.69% yesterday.

This percent is the number of people who test PCR- or antigen-positive for the first time divided by all the people tested that day, excluding people who have previously tested positive.



# COVID-19: characteristics of 1,974,051 Florida resident cases

Data through Mar 21, 2021 verified as of Mar 22, 2021 at 09:25 AM

Data in this report are provisional and subject to change.

Age group	Cases		Hospitalizations		Deaths	
0-4 years	39,793	2%	549	1%	1	0%
5-14 years	124,234	6%	532	1%	5	0%
15-24 years	303,906	15%	2,076	2%	40	0%
25-34 years	343,036	17%	4,077	5%	176	1%
35-44 years	305,840	15%	6,089	7%	497	2%
45-54 years	300,588	15%	9,414	11%	1,250	4%
55-64 years	260,492	13%	14,181	17%	3,507	11%
65-74 years	162,613	8%	17,437	21%	6,955	21%
75-84 years	89,953	5%	17,431	21%	9,983	30%
85+ years	42,322	2%	11,708	14%	10,365	32%
Unknown	1,274	0%	9	0%	0	0%
<b>Total</b>	<b>1,974,051</b>		<b>83,503</b>		<b>32,779</b>	

Gender	Cases	
Female	1,032,183	52%
Male	927,120	47%
Unknown	14,748	1%
<b>Total</b>	<b>1,974,051</b>	

Ethnicity	Cases		Hospitalizations		Deaths	
Hispanic	632,046	32%	21,215	25%	7,619	23%
Non-Hispanic	953,721	48%	58,310	70%	22,985	70%
Unknown	388,284	20%	3,978	5%	2,175	7%
<b>Total</b>	<b>1,974,051</b>		<b>83,503</b>		<b>32,779</b>	

Race and ethnicity	Cases		Hospitalizations		Deaths	
White	1,113,874	56%	54,594	65%	24,000	73%
Hispanic	422,385	21%	15,142	18%	6,084	19%
Non-Hispanic	608,537	31%	37,794	45%	16,818	51%
Unknown	82,952	4%	1,658	2%	1,098	3%
Black	260,662	13%	17,363	21%	5,206	16%
Hispanic	15,273	1%	736	1%	218	1%
Non-Hispanic	224,141	11%	16,273	19%	4,807	15%
Unknown	21,248	1%	354	0%	181	1%
Other race	298,607	15%	9,257	11%	2,616	8%
Hispanic	150,484	8%	4,853	6%	1,146	3%
Non-Hispanic	102,036	5%	3,977	5%	1,249	4%
Unknown	46,087	2%	427	1%	221	1%
Unknown race	300,908	15%	2,289	3%	957	3%
Hispanic	43,904	2%	484	1%	171	1%
Non-Hispanic	19,007	1%	266	0%	111	0%
Unknown	237,997	12%	1,539	2%	675	2%
<b>Total</b>	<b>1,974,051</b>		<b>83,503</b>		<b>32,779</b>	

**Hospitalization** counts include anyone who was hospitalized at some point during their illness. It does not reflect the number of people currently hospitalized. **Other race** includes any person with a race of American Indian/Alaskan native, Asian, native Hawaiian/Pacific Islander, or other.

# COVID-19: deaths in Florida residents and staff of long-term care facilities

Data through Mar 21, 2021 verified as of Mar 22, 2021 at 09:25 AM

Data in this report are provisional and subject to change.

For current cases in residents or staff of long-term care facilities, please visit: <https://floridahealthcovid19.gov/>

County	Deaths		County	Deaths		County	Deaths	
Palm Beach	1048	<div></div> 10%	Okaloosa	160	<div></div> 1%	Gilchrist	19	<div></div> 0%
Dade	996	<div></div> 9%	Hernando	156	<div></div> 1%	Calhoun	17	<div></div> 0%
Pinellas	882	<div></div> 8%	Osceola	140	<div></div> 1%	Gulf	17	<div></div> 0%
Broward	656	<div></div> 6%	Charlotte	133	<div></div> 1%	Flagler	16	<div></div> 0%
Hillsborough	557	<div></div> 5%	Clay	119	<div></div> 1%	Wakulla	16	<div></div> 0%
Duval	416	<div></div> 4%	Indian River	116	<div></div> 1%	Bradford	14	<div></div> 0%
Polk	415	<div></div> 4%	Leon	95	<div></div> 1%	Gadsden	14	<div></div> 0%
Brevard	392	<div></div> 4%	Bay	89	<div></div> 1%	Washington	13	<div></div> 0%
Sarasota	392	<div></div> 4%	Jackson	88	<div></div> 1%	Baker	12	<div></div> 0%
Orange	390	<div></div> 4%	St. Johns	86	<div></div> 1%	Holmes	10	<div></div> 0%
Lee	337	<div></div> 3%	Highlands	83	<div></div> 1%	Jefferson	10	<div></div> 0%
Marion	320	<div></div> 3%	Santa Rosa	80	<div></div> 1%	Franklin	9	<div></div> 0%
Volusia	285	<div></div> 3%	Alachua	75	<div></div> 1%	Lafayette	8	<div></div> 0%
Escambia	277	<div></div> 3%	Suwannee	59	<div></div> 1%	Levy	7	<div></div> 0%
St. Lucie	236	<div></div> 2%	Columbia	51	<div></div> 0%	Desoto	6	<div></div> 0%
Seminole	227	<div></div> 2%	Sumter	45	<div></div> 0%	Dixie	5	<div></div> 0%
Lake	223	<div></div> 2%	Putnam	39	<div></div> 0%	Monroe	5	<div></div> 0%
Pasco	219	<div></div> 2%	Nassau	35	<div></div> 0%	Taylor	3	<div></div> 0%
Collier	191	<div></div> 2%	Hendry	29	<div></div> 0%	Hardee	2	<div></div> 0%
Manatee	191	<div></div> 2%	Walton	28	<div></div> 0%	Hamilton	1	<div></div> 0%
Citrus	176	<div></div> 2%	Okeechobee	24	<div></div> 0%	Liberty	1	<div></div> 0%
Martin	164	<div></div> 1%	Madison	20	<div></div> 0%	Total	10,945	

**Note:** cases are summarized by the county of usual residence. Residents and staff may be cases associated with facilities that are not in their county of usual residence, resulting in cases being included below for counties that do not have facilities with known cases.

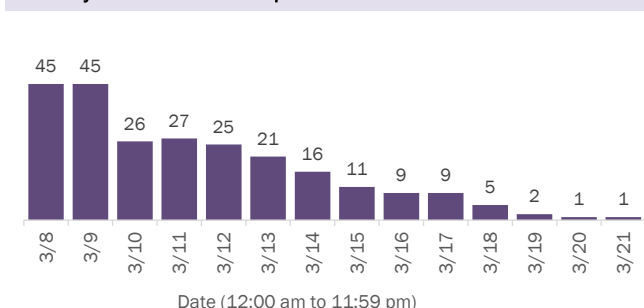
# COVID-19: cases in Florida residents who have died

Data through Mar 21, 2021 verified as of Mar 22, 2021 at 09:25 AM

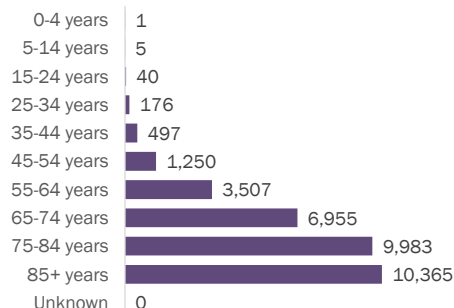
Data in this report are provisional and subject to change.

Demographics for all identified COVID-19 deaths: 32,779

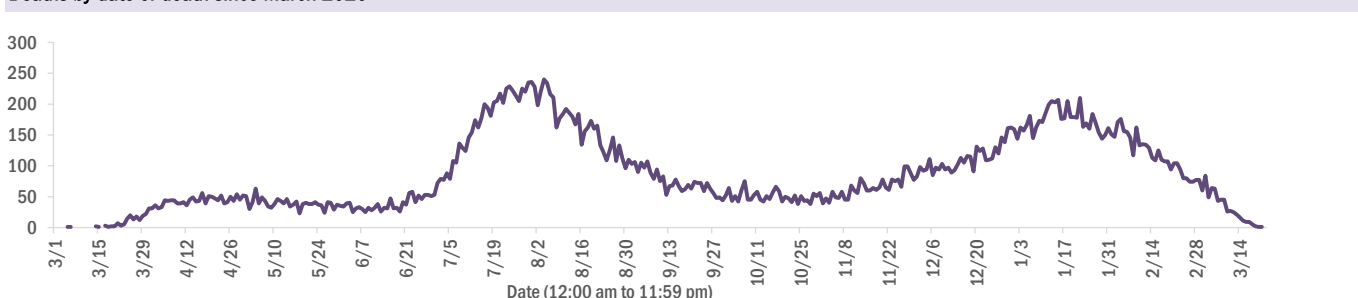
Deaths by date of death for the past 2 weeks



Deaths by age group



Deaths by date of death since March 2020



Age group	Deaths	Cases	Case fatality rate	Mortality rate per 100,000 population
0-4 years	1	39,793	0.0%	0.1
5-14 years	5	124,234	0.0%	0.2
15-24 years	40	303,906	0.0%	1.6
25-34 years	176	343,036	0.1%	6.2
35-44 years	497	305,840	0.2%	19.1
45-54 years	1,250	300,588	0.4%	44.9
55-64 years	3,507	260,492	1.3%	121.3
65-74 years	6,955	162,613	4.3%	286.6
75-84 years	9,983	89,953	11.1%	710.9
85+ years	10,365	42,322	24.5%	1794.7
Unknown	0	1,274	0.0%	
<b>Total</b>	<b>32,779</b>	<b>1,974,051</b>	<b>1.7%</b>	<b>151.8</b>

Race	Deaths	Cases	Case fatality rate	Mortality rate per 100,000 population
White	24,000	1,113,874	2.2%	143.7
Black	5,206	260,662	2.0%	142.3
Other	2,616	298,607	0.9%	210.2
Unknown	957	300,908	0.3%	
<b>Total</b>	<b>32,779</b>	<b>1,974,051</b>	<b>1.7%</b>	<b>151.8</b>

Gender	Deaths	Cases	Case fatality rate	Mortality rate per 100,000 population
Male	18,398	927,120	2.0%	174.2
Female	14,381	1,032,183	1.4%	130.3
Unknown	0	14,748	0.0%	
<b>Total</b>	<b>32,779</b>	<b>1,974,051</b>	<b>1.7%</b>	<b>151.8</b>

Ethnicity	Deaths	Cases	Case fatality rate	Mortality rate per 100,000 population
Hispanic	7,619	632,046	1.2%	134.2
Non-Hispanic	22,985	953,721	2.4%	144.4
Unknown	2,175	388,284	0.6%	
<b>Total</b>	<b>32,779</b>	<b>1,974,051</b>	<b>1.7%</b>	<b>151.8</b>

# COVID-19: characteristics of 1,974,051 cases

Data through Mar 21, 2021 verified as of Mar 22, 2021 at 09:25 AM

Data in this report are provisional and subject to change.

Tables below include cases in Florida residents and non-Florida residents.

All 67 Florida counties have cases:

County	FL resident cases		Non-FL resident cases	Total cases	FL resident deaths	FL death rate
Dade	429,771	<div><div></div></div> 22%	5,364	435,135	5,728	1.3%
Broward	206,047	<div><div></div></div> 10%	2,415	208,462	2,597	1.3%
Palm Beach	126,078	<div><div></div></div> 6%	2,243	128,321	2,598	2.1%
Orange	118,710	<div><div></div></div> 6%	1,702	120,412	1,169	1.0%
Hillsborough	117,203	<div><div></div></div> 6%	987	118,190	1,582	1.3%
Duval	90,043	<div><div></div></div> 5%	1,493	91,536	1,281	1.4%
Pinellas	68,663	<div><div></div></div> 3%	1,719	70,382	1,526	2.2%
Lee	58,958	<div><div></div></div> 3%	2,057	61,015	907	1.5%
Polk	59,410	<div><div></div></div> 3%	424	59,834	1,220	2.1%
Osceola	38,082	<div><div></div></div> 2%	641	38,723	473	1.2%
Volusia	36,172	<div><div></div></div> 2%	613	36,785	697	1.9%
Brevard	35,672	<div><div></div></div> 2%	634	36,306	789	2.2%
Pasco	35,060	<div><div></div></div> 2%	313	35,373	681	1.9%
Escambia	30,986	<div><div></div></div> 2%	3,580	34,566	657	2.1%
Manatee	33,140	<div><div></div></div> 2%	765	33,905	630	1.9%
Collier	30,597	<div><div></div></div> 2%	1,166	31,763	490	1.6%
Leon	29,121	<div><div></div></div> 1%	871	29,992	298	1.0%
Seminole	28,842	<div><div></div></div> 1%	220	29,062	449	1.6%
Marion	28,507	<div><div></div></div> 1%	139	28,646	905	3.2%
Sarasota	27,164	<div><div></div></div> 1%	1,351	28,515	777	2.9%
Lake	25,591	<div><div></div></div> 1%	418	26,009	594	2.3%
St. Lucie	23,302	<div><div></div></div> 1%	168	23,470	569	2.4%
Alachua	22,776	<div><div></div></div> 1%	263	23,039	252	1.1%
St. Johns	20,498	<div><div></div></div> 1%	290	20,788	200	1.0%
Okaloosa	19,392	<div><div></div></div> 1%	209	19,601	344	1.8%
Bay	18,669	<div><div></div></div> 1%	742	19,411	369	2.0%
Santa Rosa	17,372	<div><div></div></div> 1%	220	17,592	276	1.6%
Clay	17,125	<div><div></div></div> 1%	45	17,170	325	1.9%
Hernando	11,974	<div><div></div></div> 1%	91	12,065	435	3.6%
Indian River	11,418	<div><div></div></div> 1%	96	11,514	277	2.4%
Charlotte	11,030	<div><div></div></div> 1%	179	11,209	389	3.5%
Martin	10,940	<div><div></div></div> 1%	201	11,141	299	2.7%
Citrus	10,074	<div><div></div></div> 1%	85	10,159	420	4.2%
Sumter	8,421	<div><div></div></div> 0%	97	8,518	243	2.9%
Nassau	7,490	<div><div></div></div> 0%	430	7,920	118	1.6%

County	FL resident cases		Non-FL resident cases	Total cases	FL resident deaths	FL death rate
Columbia	7,736	<div><div></div></div> 0%	37	7,773	162	2.1%
Highlands	7,433	<div><div></div></div> 0%	83	7,516	313	4.2%
Walton	6,491	<div><div></div></div> 0%	767	7,258	81	1.2%
Flagler	6,361	<div><div></div></div> 0%	79	6,440	93	1.5%
Monroe	5,901	<div><div></div></div> 0%	343	6,244	48	0.8%
Jackson	5,963	<div><div></div></div> 0%	64	6,027	154	2.6%
Putnam	5,951	<div><div></div></div> 0%	20	5,971	133	2.2%
Gadsden	5,507	<div><div></div></div> 0%	16	5,523	92	1.7%
Suwannee	5,169	<div><div></div></div> 0%	28	5,197	135	2.6%
Hendry	4,411	<div><div></div></div> 0%	17	4,428	77	1.7%
Desoto	3,966	<div><div></div></div> 0%	19	3,985	80	2.0%
Okeechobee	3,621	<div><div></div></div> 0%	48	3,669	83	2.3%
Unknown	367	<div><div></div></div> 0%	3,145	3,512	0	0.0%
Baker	3,323	<div><div></div></div> 0%	15	3,338	59	1.8%
Wakulla	3,211	<div><div></div></div> 0%	12	3,223	53	1.7%
Levy	3,026	<div><div></div></div> 0%	13	3,039	43	1.4%
Bradford	2,894	<div><div></div></div> 0%	13	2,907	54	1.9%
Hardee	2,862	<div><div></div></div> 0%	14	2,876	37	1.3%
Taylor	2,685	<div><div></div></div> 0%	6	2,691	45	1.7%
Washington	2,631	<div><div></div></div> 0%	20	2,651	48	1.8%
Holmes	2,175	<div><div></div></div> 0%	31	2,206	46	2.1%
Madison	2,003	<div><div></div></div> 0%	26	2,029	43	2.1%
Gulf	1,875	<div><div></div></div> 0%	23	1,898	41	2.2%
Union	1,765	<div><div></div></div> 0%	1	1,766	70	4.0%
Calhoun	1,644	<div><div></div></div> 0%	3	1,647	42	2.6%
Lafayette	1,604	<div><div></div></div> 0%	0	1,604	25	1.6%
Hamilton	1,563	<div><div></div></div> 0%	19	1,582	23	1.5%
Dixie	1,535	<div><div></div></div> 0%	3	1,538	23	1.5%
Gilchrist	1,460	<div><div></div></div> 0%	4	1,464	37	2.5%
Jefferson	1,394	<div><div></div></div> 0%	22	1,416	24	1.7%
Franklin	1,260	<div><div></div></div> 0%	33	1,293	16	1.3%
Liberty	1,050	<div><div></div></div> 0%	1	1,051	16	1.5%
Glades	916	<div><div></div></div> 0%	4	920	19	2.1%
Total	1,974,051		37,160	2,011,211	32,779	1.7%

# COVID-19: characteristics of 1,974,051 Florida resident cases

Data through Mar 21, 2021 verified as of Mar 22, 2021 at 09:25 AM

Data in this report are provisional and subject to change.

The table below includes the cities and counties of residence for cases in Florida residents based on the patient's ZIP Code. Note that city is not always received as part of the initial notification and may be missing while the case is being investigated.

City and county	Cases
Miami, Dade	248,884
Orlando, Orange	87,631
Jacksonville, Duval	84,605
Tampa, Hillsborough	68,302
Hialeah, Dade	60,762
Fort Lauderdale, Broward	44,106
Hollywood, Broward	39,434
West Palm Beach, Palm Beach	30,805
Kissimmee, Osceola	29,363
Tallahassee, Leon	28,111
Homestead, Dade	26,253
Naples, Collier	25,843
Pensacola, Escambia	25,759
Saint Petersburg, Pinellas	25,174
Fort Myers, Lee	23,015
Bradenton, Manatee	21,611
Boca Raton, Palm Beach	21,374
Ocala, Marion	20,998
Lakeland, Polk	20,733
Pompano Beach, Broward	19,801
Gainesville, Alachua	18,120
Sarasota, Sarasota	16,793
Port Saint Lucie, St. Lucie	15,423
Lake Worth, Palm Beach	15,310
Cape Coral, Lee	14,982
Miami Beach, Dade	13,663
Clearwater, Pinellas	13,507
Miramar, Broward	13,448
Boynton Beach, Palm Beach	12,230
Doral, Dade	11,899
Coral Springs, Broward	11,877
Panama City, Bay	11,873
Miami Gardens, Dade	11,426
Saint Augustine, St. Johns	10,971
Melbourne, Brevard	10,287
Winter Haven, Polk	9,997
Delray Beach, Palm Beach	9,501
Lehigh Acres, Lee	9,383
Davie, Broward	9,068
Riverview, Hillsborough	8,968
Vero Beach, Indian River	8,773
Milton, Santa Rosa	8,386
Palm Bay, Brevard	8,265
New Port Richey, Pasco	8,104
Sunrise, Broward	8,076
Fort Pierce, St. Lucie	7,720
Saint Cloud, Osceola	7,562
Coral Gables, Dade	7,550
Largo, Pinellas	7,497
Apopka, Orange	7,344
Daytona Beach, Volusia	7,306
Plantation, Broward	7,132
Spring Hill, Hernando	7,128
Lake City, Columbia	7,039
Orange Park, Clay	6,979
North Miami Beach, Dade	6,929
Clermont, Lake	6,828
Davenport, Polk	6,766

# COVID-19: characteristics of 1,974,051 Florida resident cases

Data through Mar 21, 2021 verified as of Mar 22, 2021 at 09:25 AM

Data in this report are provisional and subject to change.

The table below includes the cities and counties of residence for cases in Florida residents based on the patient's ZIP Code. Note that city is not always received as part of the initial notification and may be missing while the case is being investigated.

City and county	Cases
Brandon, Hillsborough	6,698
Jupiter, Palm Beach	6,496
Weston, Broward	6,426
Sanford, Seminole	6,416
Plant City, Hillsborough	6,356
Deltona, Volusia	6,326
Deerfield Beach, Broward	6,008
Winter Garden, Orange	5,866
Tamarac, Broward	5,528
Port Charlotte, Charlotte	5,414
Fort Walton Beach, Okaloosa	5,388
Palm Coast, Flagler	5,344
Crestview, Okaloosa	5,172
Stuart, Martin	5,162
Wesley Chapel, Pasco	5,134
Coconut Creek, Broward	5,051
Palm Beach Gardens, Palm Beach	5,002
Margate, Broward	4,992
Land O Lakes, Pasco	4,904
Winter Park, Orange	4,874
Deland, Volusia	4,855
Palm Harbor, Pinellas	4,806
Palmetto, Manatee	4,772
Oviedo, Seminole	4,734
Wellington, Palm Beach	4,722
Miami Lakes, Dade	4,445
Opa Locka, Dade	4,389
Altamonte Springs, Seminole	4,361
Lutz, Hillsborough	4,299
Port Orange, Volusia	4,241
Middleburg, Clay	4,193
Brooksville, Hernando	4,180
Haines City, Polk	4,164
Valrico, Hillsborough	4,133
Venice, Sarasota	4,099
North Port, Sarasota	4,059
The Villages, Sumter	4,040
Hallandale, Broward	4,024
Live Oak, Suwannee	4,017
Ocoee, Orange	3,983
Punta Gorda, Charlotte	3,982
Pembroke Pines, Broward	3,978
Leesburg, Lake	3,977
Sebring, Highlands	3,971
Saint Johns, St. Johns	3,875
Arcadia, Desoto	3,858
Seminole, Pinellas	3,762
Bonita Springs, Lee	3,738
Zephyrhills, Pasco	3,733
Ormond Beach, Volusia	3,724
Navarre, Santa Rosa	3,631
Okeechobee, Okeechobee	3,610
Pinellas Park, Pinellas	3,483
Windermere, Orange	3,462
North Lauderdale, Broward	3,417
Longwood, Seminole	3,413
North Miami, Dade	3,392
Immokalee, Collier	3,390
Ruskin, Hillsborough	3,342



# COVID-19: characteristics of 1,974,051 Florida resident cases

Data through Mar 21, 2021 verified as of Mar 22, 2021 at 09:25 AM

Data in this report are provisional and subject to change.

The table below includes the cities and counties of residence for cases in Florida residents based on the patient's ZIP Code. Note that city is not always received as part of the initial notification and may be missing while the case is being investigated.

City and county	Cases
Cocoa, Brevard	3,309
Gulf Breeze, Santa Rosa	3,267
Niceville, Okaloosa	3,223
Cantonment, Escambia	3,117
Panama City Beach, Bay	3,030
Lake Worth Beach, Palm Beach	3,017
Jacksonville Beach, Duval	2,987
Key West, Monroe	2,980
Casselberry, Seminole	2,953
Quincy, Gadsden	2,933
Crawfordville, Wakulla	2,881
Hudson, Pasco	2,858
Port Richey, Pasco	2,857
Titusville, Brevard	2,855
Dade City, Pasco	2,846
Bartow, Polk	2,779
North Fort Myers, Lee	2,770
Palatka, Putnam	2,759
Cutler Ridge, Dade	2,754
Oakland Park, Broward	2,753
Winter Springs, Seminole	2,743
Fernandina Beach, Nassau	2,715
Green Cove Springs, Clay	2,680
Lake Mary, Seminole	2,676
Aventura, Dade	2,650
Kissimmee, Polk	2,632
Auburndale, Polk	2,616
Merritt Island, Brevard	2,580
Ponte Vedra Beach, St. Johns	2,565
New Smyrna Beach, Volusia	2,552
Lake Wales, Polk	2,551
Perry, Taylor	2,519
Tarpon Springs, Pinellas	2,491
Lynn Haven, Bay	2,469
Inverness, Citrus	2,394
Marianna, Jackson	2,385
Belle Glade, Palm Beach	2,383
Parkland, Broward	2,342
Clewiston, Hendry	2,303
Eustis, Lake	2,286
Fleming Island, Clay	2,283
Wimauma, Hillsborough	2,268
Santa Rosa Beach, Walton	2,260
Cooper City, Broward	2,251
Royal Palm Beach, Palm Beach	2,247
Dunedin, Pinellas	2,246
Loxahatchee, Palm Beach	2,224
Estero, Lee	2,209
Holiday, Pasco	2,150
Defuniak Springs, Walton	2,062
Sarasota, Manatee	2,055
Key Biscayne, Dade	2,051
Rockledge, Brevard	2,044
Chipley, Washington	2,044
Parrish, Manatee	2,038
Destin, Okaloosa	1,983
Labelle, Hendry	1,968
Palm City, Martin	1,959
Starke, Bradford	1,956

# COVID-19: characteristics of 1,974,051 Florida resident cases

Data through Mar 21, 2021 verified as of Mar 22, 2021 at 09:25 AM

Data in this report are provisional and subject to change.

The table below includes the cities and counties of residence for cases in Florida residents based on the patient's ZIP Code. Note that city is not always received as part of the initial notification and may be missing while the case is being investigated.

City and county	Cases
Odessa, Hillsborough	1,954
Mount Dora, Lake	1,947
Riviera Beach, Palm Beach	1,932
Avon Park, Highlands	1,924
Mulberry, Polk	1,897
Seffner, Hillsborough	1,868
Tavares, Lake	1,862
Summerfield, Marion	1,789
Yulee, Nassau	1,780
Groveland, Lake	1,757
Lithia, Hillsborough	1,738
Pinecrest, Dade	1,738
Maitland, Orange	1,686
Wauchula, Hardee	1,672
Orange City, Volusia	1,672
Macclenny, Baker	1,627
Sebastian, Indian River	1,618
Callahan, Nassau	1,593
Palmetto Bay, Dade	1,579
Lady Lake, Lake	1,578
Missing, Dade	1,577
Mayo, Lafayette	1,575
Bonifay, Holmes	1,555
Coconut Grove, Dade	1,553
Carol City, Dade	1,553
Homosassa, Citrus	1,550
Ponte Vedra, St. Johns	1,550
Crystal River, Citrus	1,524
Dania, Broward	1,490
Crossings, Dade	1,482
Pace, Santa Rosa	1,409
Lake Placid, Highlands	1,408
Gibsonton, Hillsborough	1,401
Oldsmar, Pinellas	1,383
Hobe Sound, Martin	1,375
Florida City, Dade	1,373
Sun City Center, Hillsborough	1,369
Lake Butler, Union	1,368
Dover, Hillsborough	1,355
Apollo Beach, Hillsborough	1,346
Atlantic Beach, Duval	1,337
Madison, Madison	1,329
Edgewater, Volusia	1,318
Dunnellon, Marion	1,306
Palm Springs, Palm Beach	1,299
Debary, Volusia	1,291
Biscayne Park, Dade	1,285
Monticello, Jefferson	1,276
Alachua, Alachua	1,263
Bellevue, Marion	1,243
Indiantown, Martin	1,240
Graceville, Jackson	1,227
North Palm Beach, Palm Beach	1,206
Lantana, Palm Beach	1,190
Century, Escambia	1,171
South Miami, Dade	1,150
Newberry, Alachua	1,128
Lecanto, Citrus	1,119
Safety Harbor, Pinellas	1,102

# COVID-19: characteristics of 1,974,051 Florida resident cases

Data through Mar 21, 2021 verified as of Mar 22, 2021 at 09:25 AM

Data in this report are provisional and subject to change.

The table below includes the cities and counties of residence for cases in Florida residents based on the patient's ZIP Code. Note that city is not always received as part of the initial notification and may be missing while the case is being investigated.

City and county	Cases
Ellenton, Manatee	1,098
Williston, Levy	1,092
Havana, Gadsden	1,085
Jensen Beach, Martin	1,084
El Portal, Dade	1,075
Beverly Hills, Citrus	1,067
Hilliard, Nassau	1,058
Satellite Beach, Brevard	1,043
Freeport, Walton	1,041
Lauderhill, Broward	1,040
Blountstown, Calhoun	1,036
Jasper, Hamilton	1,022
Trenton, Gilchrist	990
Wilton Manors, Broward	990
Wildwood, Sumter	988
Wewahitchka, Gulf	963
Nokomis, Sarasota	962
Englewood, Charlotte	956
Sanderson, Baker	945
Keystone Heights, Clay	937
Hernando, Citrus	930
Key Largo, Monroe	925
Frostproof, Polk	924
Fellsmere, Indian River	922
Mary Esther, Okaloosa	918
Bushnell, Sumter	906
Everglades National Park, Dade	904
Dunnellon, Citrus	894
Lauderdale Lakes, Broward	891
Polk City, Polk	891
Fisher Island, Dade	884
Port Saint Joe, Gulf	882
Shalimar, Okaloosa	881
Medley, Dade	880
Moore Haven, Glades	857
Coleman, Sumter	839
Bristol, Liberty	814
Cross City, Dixie	814
Pahokee, Palm Beach	809
Marco Island, Collier	805
South Bay, Palm Beach	804
Cocoa Beach, Brevard	796
Chiefland, Levy	784
Fort Meade, Polk	777
High Springs, Alachua	759
Minneola, Lake	756
Trinity, Pasco	752
Sorrento, Lake	751
Spring Hill, Pasco	746
Glen Saint Mary, Baker	746
Indialantic, Brevard	745
Englewood, Sarasota	730
Chattahoochee, Gadsden	728
Thonotosassa, Hillsborough	727
Fruitland Park, Lake	727
Olympia Heights, Dade	704
Southwest Ranches, Broward	704
Marathon, Monroe	704
Crescent City, Putnam	703

# COVID-19: characteristics of 1,974,051 Florida resident cases

Data through Mar 21, 2021 verified as of Mar 22, 2021 at 09:25 AM

Data in this report are provisional and subject to change.

The table below includes the cities and counties of residence for cases in Florida residents based on the patient's ZIP Code. Note that city is not always received as part of the initial notification and may be missing while the case is being investigated.

City and county	Cases
Miramar Beach, Walton	703
Uleta, Dade	702
Interlachen, Putnam	689
Coral, Dade	679
Fort Myers Beach, Lee	674
Umatilla, Lake	673
Bowling Green, Hardee	666
Lawtey, Bradford	666
Old Town, Dixie	662
Jacksonville, St. Johns	653
West Melbourne, Brevard	650
Lake Alfred, Polk	650
Fort White, Columbia	636
Neptune Beach, Duval	628
Silver Springs, Marion	609
Weeki Wachee, Hernando	599
Baker, Okaloosa	588
South Daytona, Volusia	575
Belle Isle, Orange	569
Surfside, Dade	568
Palm Beach, Palm Beach	568
Bronson, Levy	565
Clearwater Beach, Pinellas	562
Bunnell, Flagler	554
Gulfport, Pinellas	553
Sneads, Jackson	552
Jay, Santa Rosa	545
Carrabelle, Franklin	523
Mascotte, Lake	506
Hawthorne, Alachua	502
Rotunda West, Charlotte	502
Sweetwater, Dade	492
Oxford, Sumter	487
Oakland, Orange	485
Molino, Escambia	484
Cottdale, Jackson	483
Citra, Marion	479
Youngstown, Bay	471
Midway, Gadsden	470
Myakka City, Manatee	468
Zolfo Springs, Hardee	468
Florida State University, Leon	467
Mims, Brevard	461
Ocklawaha, Marion	460
Cape Canaveral, Brevard	459
Melbourne Beach, Brevard	456
East Palatka, Putnam	455
Tavernier, Monroe	453
Indian Harbour Beach, Brevard	453
Alva, Lee	440
Altha, Calhoun	436
Flagler Beach, Flagler	434
Dundee, Polk	433
Bell, Gilchrist	430
Bal Harbour, Dade	429
Celebration, Osceola	428
Branford, Suwannee	428
Apalachicola, Franklin	416
Centerville, Leon	394

# COVID-19: characteristics of 1,974,051 Florida resident cases

Data through Mar 21, 2021 verified as of Mar 22, 2021 at 09:25 AM

Data in this report are provisional and subject to change.

The table below includes the cities and counties of residence for cases in Florida residents based on the patient's ZIP Code. Note that city is not always received as part of the initial notification and may be missing while the case is being investigated.

City and county	Cases
Haverhill, Palm Beach	392
Webster, Sumter	389
Archer, Alachua	383
De Leon Springs, Volusia	380
Eagle Lake, Polk	379
Osprey, Sarasota	366
Hastings, St. Johns	364
Raiford, Union	364
West Miami, Dade	358
Grand Ridge, Jackson	356
Floral City, Citrus	355
Tequesta, Palm Beach	354
Holly Hill, Volusia	345
Lake Park, Palm Beach	337
Chuluota, Seminole	337
Ave Maria, Collier	332
Greenville, Madison	332
Grand Island, Lake	332
Pierson, Volusia	330
Missing, Volusia	326
Vernon, Washington	322
Montverde, Lake	319
Malone, Jackson	316
Jennings, Hamilton	313
Satsuma, Putnam	311
Gotha, Orange	308
Sebastian, Brevard	307
Indian Rocks Beach, Pinellas	306
Missing, Orange	304
Eastpoint, Franklin	302
Laurel Hill, Okaloosa	299
Bryceville, Nassau	298
Kenneth City, Pinellas	297
Melrose, Putnam	296
Westville, Holmes	294
Alafaya, Orange	293
Elkton, St. Johns	293
Fort McCoy, Marion	293
Reddick, Marion	292
Malabar, Brevard	291
Valparaiso, Okaloosa	286
Lehigh, Lee	285
Lake Panasoffkee, Sumter	282
Winter Park, Seminole	279
Greenwood, Jackson	274
San Antonio, Pasco	272
Anthony, Marion	272
Ponce De Leon, Holmes	270
O'Brien, Suwannee	270
Belleair, Pinellas	264
Geneva, Seminole	262
Greenacres, Palm Beach	257
Morrison, Levy	257
Hallandale Beach, Broward	245
Inlet Beach, Walton	244
South Pasadena, Pinellas	242
Sanibel, Lee	239
Eglin Air Force Base, Okaloosa	238
Fountain, Bay	238

# COVID-19: characteristics of 1,974,051 Florida resident cases

Data through Mar 21, 2021 verified as of Mar 22, 2021 at 09:25 AM

Data in this report are provisional and subject to change.

The table below includes the cities and counties of residence for cases in Florida residents based on the patient's ZIP Code. Note that city is not always received as part of the initial notification and may be missing while the case is being investigated.

City and county	Cases
Lee, Madison	236
Edgewood, Orange	234
Fern Park, Seminole	233
Southport, Bay	229
Kindred, Osceola	228
University Of Central Fl, Orange	227
White Springs, Hamilton	226
Weirsdale, Marion	225
Hosford, Liberty	221
Gretna, Gadsden	221
Longboat Key, Manatee	220
Wellborn, Suwannee	214
Saint James City, Lee	213
Mcdavid, Escambia	207
Holt, Okaloosa	207
Islamorada, Monroe	206
Astatula, Lake	202
Lakewood Ranch, Manatee	201
Holmes Beach, Manatee	200
Bay Harbor Islands, Dade	198
Poinciana, Polk	194
Howey-In-The-Hills, Lake	194
Juno Beach, Palm Beach	193
Micanopy, Alachua	190
Madeira Beach, Pinellas	190
Mcalpin, Suwannee	189
Babson Park, Polk	187
Sopchoppy, Wakulla	186
Altoona, Lake	185
Zellwood, Orange	184
Alford, Jackson	184
Azalea Park, Orange	183
Atlantis, Palm Beach	182
The Villages, Marion	181
The Villages, Lake	176
Lake Helen, Volusia	174
Lauderdale By The Sea, Broward	174
Odessa, Pasco	167
Mangonia Park, Palm Beach	166
Viera, Brevard	166
Summerland Key, Monroe	165
Center Hill, Sumter	165
University Of Miami, Dade	161
Caryville, Washington	161
Cutler Bay, Dade	160
Golden Beach, Dade	159
Pomona Park, Putnam	157
Osteen, Volusia	155
Bokeelia, Lee	155
Hypoluxo, Palm Beach	151
Lockhart, Orange	150
Rocky Point, Hillsborough	149
University Of Fl, Alachua	148
Oak Hill, Volusia	148
Grant-Valkaria, Brevard	147
Bay Lake, Orange	146
Lutz, Pasco	145
Citrus Springs, Citrus	144
Sumterville, Sumter	144

# COVID-19: characteristics of 1,974,051 Florida resident cases

Data through Mar 21, 2021 verified as of Mar 22, 2021 at 09:25 AM

Data in this report are provisional and subject to change.

The table below includes the cities and counties of residence for cases in Florida residents based on the patient's ZIP Code. Note that city is not always received as part of the initial notification and may be missing while the case is being investigated.

City and county	Cases
Ponce Inlet, Volusia	141
Hiawassee, Orange	140
Clair-Mel City, Hillsborough	137
Carrollwood, Hillsborough	135
Hollister, Putnam	135
Big Pine Key, Monroe	134
Lady Lake, Sumter	132
Cloud Lake, Palm Beach	128
Baldwin, Duval	128
Inglis, Levy	128
Paisley, Lake	126
San Mateo, Putnam	126
Hampton, Bradford	125
Missing, Lee	125
Steinhatchee, Taylor	124
Apopka, Seminole	124
Christmas, Orange	123
Lake Hamilton, Polk	121
Kendall, Dade	121
Matlacha, Lee	120
Clarksville, Calhoun	119
West Park, Broward	116
University Of Central Florida, Orange	113
Placida, Charlotte	112
Belleair Beach, Pinellas	112
Buena Ventura Lakes, Osceola	111
Callaway, Bay	109
Tierra Verde, Pinellas	109
Panacea, Wakulla	106
Saint Leo, Pasco	105
Lighthouse Point, Broward	104
Seville, Volusia	103
Dinsmore, Duval	102
Barry University, Dade	102
Astor, Lake	101
Harmony, Osceola	101
Temple Terrace, Hillsborough	101
Hurlburt Field, Okaloosa	101
Brooker, Bradford	101
Lamont, Jefferson	100
Cedar Key, Levy	99
Missing, St. Johns	98
South Fort Myers, Lee	98
Canal Point, Palm Beach	97
Dania Beach, Broward	96
Bradenton Beach, Manatee	95
Bascom, Jackson	95
Barefoot Bay, Brevard	95
Fruit Cove, St. Johns	95
Florahome, Putnam	94
Tyndall Air Force Base, Bay	94
Waldo, Alachua	94
Florida Gulf Coast Univ, Lee	91
Missing, Pinellas	90
City Of Sunrise, Broward	90
University Of South Florida, Hillsborough	88
Maitland, Seminole	87
Pinetta, Madison	87
Crystal Beach, Pinellas	86

# COVID-19: characteristics of 1,974,051 Florida resident cases

Data through Mar 21, 2021 verified as of Mar 22, 2021 at 09:25 AM

Data in this report are provisional and subject to change.

The table below includes the cities and counties of residence for cases in Florida residents based on the patient's ZIP Code. Note that city is not always received as part of the initial notification and may be missing while the case is being investigated.

City and county	Cases
Kathleen, Polk	85
Missing, Marion	83
Sunny Isles Beach, Dade	82
Lorida, Highlands	82
F M, Lee	80
Fort Denaud, Hendry	80
Ocean Ridge, Palm Beach	78
Missing, St. Lucie	77
Yalaha, Lake	76
Eatonville, Orange	75
Welaka, Putnam	75
Saint Pete Beach, Pinellas	74
Patrick Air Force Base, Brevard	73
Avon Park, Polk	73
Princeton, Dade	73
Palma Ceia, Hillsborough	73
Campbellton, Jackson	70
Air Mail Facility, Dade	69
Boca Grande, Lee	68
North Venice, Sarasota	68
Ochopee, Collier	68
Missing, Lake	67
Greensboro, Gadsden	66
Anna Maria, Manatee	65
Stock Island, Monroe	64
Cudjoe Key, Monroe	62
Missing, Duval	62
Reunion, Osceola	61
Bonita Beach, Lee	59
Destin, Walton	59
Georgetown, Putnam	59
Missing, Pasco	58
Micco, Brevard	58
Mexico Beach, Bay	58
Bellview, Escambia	57
Felda, Hendry	57
North Redington Beach, Pinellas	57
Orlando, Seminole	57
Treasure Island, Pinellas	57
Missing, Palm Beach	55
Miami Springs, Dade	54
Missing, Santa Rosa	54
Lake Suzy, Desoto	54
Walnut Hill, Escambia	53
Ona, Hardee	53
Miami, Unknown	53
Okahumpka, Lake	52
Singer Island, Palm Beach	52
Orlando, Dade	51
Northdale, Hillsborough	51
Heathrow, Seminole	51
Town N Country, Hillsborough	50
Duette, Manatee	50
Palm Beach Shores, Palm Beach	49
Salt Springs, Marion	49
University Of Tampa, Hillsborough	49
Aloma, Orange	49
Enterprise, Volusia	48
Miromar Lakes, Lee	48



# COVID-19: characteristics of 1,974,051 Florida resident cases

Data through Mar 21, 2021 verified as of Mar 22, 2021 at 09:25 AM

Data in this report are provisional and subject to change.

The table below includes the cities and counties of residence for cases in Florida residents based on the patient's ZIP Code. Note that city is not always received as part of the initial notification and may be missing while the case is being investigated.

City and county	Cases
Terra Ceia, Manatee	47
Cinco Bayou, Okaloosa	47
Intercession City, Osceola	46
Sewalls Point, Martin	45
Florence Villa, Polk	45
Highland City, Polk	45
Waverly, Polk	44
Green Acres, Palm Beach	44
Kenansville, Osceola	43
Eaton Park, Polk	43
Orlando, Osceola	43
Gulf Breeze, Escambia	43
Missing, Sumter	43
Lacoochee, Pasco	42
Village Of Wellington, Palm Beach	42
Manalapan, Palm Beach	42
Ebro, Washington	41
Key Colony Beach, Monroe	41
Saint Johns, Duval	40
Bayonet Point, Pasco	40
Florida International Univ, Dade	40
Cortez, Manatee	40
Orlando, Broward	39
Village Wellington, Palm Beach	39
Naranja, Dade	39
Missing, Broward	38
Ponte Vedra, Duval	37
Florida A And M University, Leon	37
Orlando, Volusia	37
Hialeah Gardens, Dade	36
North Bay Village, Dade	35
Orlando, Polk	35
Pasadena, Pinellas	34
Stetson University, Volusia	34
Lakeshore, Polk	34
Highland Beach, Palm Beach	34
Flemington, Marion	34
Bay Pines, Pinellas	34
Tice, Lee	34
Miami Shores, Dade	34
Missing, Hillsborough	34
Homeland, Polk	33
Palm Shores, Brevard	33
Siesta Key, Sarasota	33
Bonaventure, Broward	33
Missing, Seminole	33
Dowling Park, Suwannee	33
Miami, Broward	33
Venus, Highlands	32
Lulu, Columbia	32
Bagdad, Santa Rosa	32
Hallandle Beach, Broward	32
Davenport, Osceola	32
Eloise, Polk	31
Mcintosh, Marion	31
Univ Of FI Student Dorms, Alachua	30
Nocatee, Desoto	30
Penney Farms, Clay	30
Bayshore Gardens, Manatee	30

# COVID-19: characteristics of 1,974,051 Florida resident cases

Data through Mar 21, 2021 verified as of Mar 22, 2021 at 09:25 AM

Data in this report are provisional and subject to change.

The table below includes the cities and counties of residence for cases in Florida residents based on the patient's ZIP Code. Note that city is not always received as part of the initial notification and may be missing while the case is being investigated.

City and county	Cases
Kinard, Calhoun	30
Wekiva Springs, Seminole	29
Jupiter, Martin	29
Bonita Springs, Collier	29
Lealman, Pinellas	29
Poinciana, Osceola	29
South Palm Beach, Palm Beach	29
Orlando, Hillsborough	29
Horseshoe Beach, Dixie	28
Pensacola Beach, Santa Rosa	28
Alturas, Polk	28
Caryville, Holmes	27
Chokoloskee, Collier	27
City Of Westlake, Palm Beach	27
Florida State, Leon	27
Westlake, Palm Beach	27
Little Torch Key, Monroe	27
Sugarloaf Key, Monroe	27
Homosassa Springs, Citrus	27
Saint Marks, Wakulla	27
Indian Lake Estates, Polk	26
Fort Lauderdale, Dade	26
Ridge Manor, Pasco	26
Bradley, Polk	26
Pine Hills, Orange	26
Palmdale, Glades	26
Long Key, Monroe	26
South Miami Heights, Dade	25
Pembroke Park, Broward	25
Tangerine, Orange	25
Missing, Monroe	25
Earleton, Alachua	25
Santa Fe, Alachua	24
Westchase, Hillsborough	24
Missing, Escambia	24
New Smyrna, Volusia	24
Hawthorne, Putnam	24
Labelle, Glades	24
Paxton, Walton	23
Sydney, Hillsborough	23
Archer, Levy	23
Missing, Manatee	23
Goulds, Dade	23
Balm, Hillsborough	22
Tioga, Alachua	22
Missing, Citrus	22
Orange Lake, Marion	22
Kissimmee, Orange	22
La Crosse, Alachua	22
Sparr, Marion	22
Citrus Ridge, Indian River	22
Wausau, Washington	22
Yankeetown, Levy	22
Loughman, Polk	22
Missing, Brevard	22
Florida Dept Of Corrections, Union	22
Bostwick, Putnam	22
Bonifay, Washington	21
Plymouth, Orange	21

# COVID-19: characteristics of 1,974,051 Florida resident cases

Data through Mar 21, 2021 verified as of Mar 22, 2021 at 09:25 AM

Data in this report are provisional and subject to change.

The table below includes the cities and counties of residence for cases in Florida residents based on the patient's ZIP Code. Note that city is not always received as part of the initial notification and may be missing while the case is being investigated.

City and county	Cases
Everglades City, Collier	21
Pine Castle, Orange	21
Wabasso, Indian River	21
Florida International University, Dade	21
Perdido Key, Escambia	21
Indian River Shores, Indian River	20
Sun City, Hillsborough	20
Branford, Lafayette	20
Crystal Springs, Pasco	20
Redington Shores, Pinellas	20
Fort Ogden, Desoto	20
Mango, Hillsborough	20
Laud-By-The-Sea, Broward	20
Missing, Okaloosa	20
Lowell, Marion	19
Candler, Marion	19
Parker, Bay	19
Missing, Indian River	19
Champions Gate, Polk	19
Orlando, Palm Beach	19
Wildlight, Nassau	19
High Springs, Gilchrist	19
Mexico Beach, Gulf	19
Babcock Ranch, Lee	19
Union Park, Orange	19
Gulf Stream, Palm Beach	18
Goodland, Collier	18
Maxville, Duval	18
Nalcrest, Polk	18
Hollywood, Dade	18
Jensen Beach, St. Lucie	18
Ramrod Key, Monroe	18
Trenton, Levy	18
Missing, Collier	17
Graceville, Holmes	17
Nichols, Polk	17
Suwannee, Dixie	16
Webster, Hernando	16
Hernando Beach, Hernando	16
Gulf Hammock, Levy	16
Lakewood Ranch, Sarasota	16
Tallevast, Manatee	16
Shady Hills, Pasco	16
Jacksonville, Unknown	16
Lake Buena Vista, Orange	16
West Panama City Beach, Bay	16
Woodville, Leon	16
Orlando, Pinellas	16
Otter Creek, Levy	16
Forest City, Orange	16
Wewahitchka, Calhoun	16
Lake City, Suwannee	15
Golden Oak, Orange	15
Buckingham, Lee	15
Brooksville, Pasco	15
Hutchinson Island, St. Lucie	15
White Springs, Columbia	15
Missing, Bay	15
Mount Dora, Orange	14

# COVID-19: characteristics of 1,974,051 Florida resident cases

Data through Mar 21, 2021 verified as of Mar 22, 2021 at 09:25 AM

Data in this report are provisional and subject to change.

The table below includes the cities and counties of residence for cases in Florida residents based on the patient's ZIP Code. Note that city is not always received as part of the initial notification and may be missing while the case is being investigated.

City and county	Cases
Laurel Hill, Walton	14
Village Of Palmetto Bay, Dade	14
Missing, Martin	14
Graham, Bradford	14
Braden River, Manatee	14
Florida State Univ Admin, Leon	14
Copeland, Collier	14
Belleair Bluffs, Pinellas	14
Saint Lucie West, St. Lucie	14
Murdock, Charlotte	14
Winter Garden, Lake	14
Trilby, Pasco	14
Daytona Beach Shores, Volusia	14
Fort Charlotte, Charlotte	13
Hialeah, Unknown	13
Long Boat Key, Manatee	13
Orlando, Brevard	13
Saint George Island, Franklin	13
Orlando, Lake	13
Choctaw Beach, Okaloosa	13
Eau Gallie, Brevard	13
Lake Monroe, Seminole	13
Johns Pass Village, Pinellas	13
Watersound, Walton	13
Boca Raton, Broward	13
Steinhatchee, Dixie	13
Kingsley Lake, Bradford	13
Gonzalez, Escambia	13
Wahneta, Polk	13
Roseland, Indian River	13
Durant, Hillsborough	12
Holder, Citrus	12
Missing, Putnam	12
Mount Plymouth, Lake	12
Indian Creek Village, Dade	12
Pensacola Beach, Escambia	12
Rosemary Beach, Walton	12
Orlando, Unknown	12
Unknown, Dade	12
Deer Island, Lake	11
East Lake, Marion	11
Alys Beach, Bay	11
Miami Gardens, Broward	11
Deerfield Beach, Palm Beach	11
Captiva, Lee	11
Ozona, Pinellas	11
Los Angeles, Dade	11
Naples, Lee	11
Babcock Ranch, Charlotte	11
Greenville, Taylor	11
Hillsboro Beach, Broward	11
Citrus Hills, Citrus	11
Leisure City, Dade	11
Orlando, Leon	11
Perrine, Dade	10
Orlando, Duval	10
Dade City, Hernando	10
Briny Breezes, Palm Beach	10
Missing, Unknown	10

# COVID-19: characteristics of 1,974,051 Florida resident cases

Data through Mar 21, 2021 verified as of Mar 22, 2021 at 09:25 AM

Data in this report are provisional and subject to change.

The table below includes the cities and counties of residence for cases in Florida residents based on the patient's ZIP Code. Note that city is not always received as part of the initial notification and may be missing while the case is being investigated.

City and county	Cases
Passport, Unknown	10
Seacrest, Walton	10
Missing, Nassau	10
Cypress, Jackson	10
Lake Como, Putnam	10
Missing, Polk	10
University Park, Manatee	10
Grandin, Putnam	10
Gibsonia, Polk	10
Redington Beach, Pinellas	10
Telogia, Liberty	10
Missing, Taylor	10
Sea Ranch Lakes, Broward	9
Palma Sola, Manatee	9
Innovation, Pasco	9
Barberville, Volusia	9
Cottdale, Washington	9
Beverly Beach, Flagler	9
Putnam Hall, Putnam	9
Ferndale, Lake	9
Forest City, Seminole	9
Haines Creek, Lake	9
Lamont, Madison	9
Lloyd, Jefferson	9
Rubonia, Manatee	9
Umatilla, Marion	9
Elfers, Pasco	9
Fanning Springs, Gilchrist	9
Day, Lafayette	9
Grant Valkaria, Brevard	9
Nobleton, Hernando	9
Saint Augustine, Duval	9
West Delray Beach, Palm Beach	9
Evinston, Alachua	8
Salem, Taylor	8
Virginia Gardens, Dade	8
Orange Springs, Marion	8
Fort Walton Beach, Unknown	8
Cross Creek, Alachua	8
Fairfield, Marion	8
Palm City, St. Lucie	8
Seybold, Dade	8
Saint Augustine Beach, St. Johns	8
Holt, Santa Rosa	8
White City, Gulf	8
Worthington Springs, Union	8
Pine Ridge, Citrus	8
Jerome, Collier	8
Ponce De Leon, Walton	8
Scottsmoor, Brevard	8
Goldenrod, Seminole	8
Missing, Clay	7
Switzerland, St. Johns	7
Maitland, Volusia	7
Aripeka, Pasco	7
Orlando, Alachua	7
River Ranch, Polk	7
Niceville, Walton	7
Okeechobee, Glades	7

# COVID-19: characteristics of 1,974,051 Florida resident cases

Data through Mar 21, 2021 verified as of Mar 22, 2021 at 09:25 AM

Data in this report are provisional and subject to change.

The table below includes the cities and counties of residence for cases in Florida residents based on the patient's ZIP Code. Note that city is not always received as part of the initial notification and may be missing while the case is being investigated.

City and county	Cases
Fort Lauderdale, Unknown	7
Indian Shores, Pinellas	7
Fernandina, Nassau	7
Orange Park, Duval	7
Port Saint John, Brevard	7
Basinger, Okeechobee	7
Missing, Flagler	7
Orlando, Pasco	7
Longboat Key, Sarasota	7
Keystone Heights, Bradford	7
Miccosukee, Leon	6
Glenwood, Volusia	6
Orchid, Indian River	6
Pensacola, Unknown	6
Ybor City, Hillsborough	6
Morrison, Marion	6
Duck Key, Monroe	6
Newberry, Gilchrist	6
Mayport Naval Station, Duval	6
Lake Butler, Bradford	6
Anastasia Island, St. Johns	6
East Rockland Key, Monroe	6
Bradenton, Sarasota	6
Maitland, Osceola	6
Inglis, Citrus	6
Quail Heights, Dade	6
Punta Gorda, Lee	6
Valkaria, Brevard	6
Deland, Lake	6
Orlando, Flagler	6
Orlando, Marion	6
Sunny Hills, Washington	6
Missing, Walton	6
Labelle, Lee	6
Maitland, Hillsborough	6
Winter Park, Polk	6
Winderemere, Orange	6
Grove City, Charlotte	6
Coco River, Collier	6
Eglin, Okaloosa	6
Ebro, Bay	5
Bruce, Holmes	5
Hialeah, Broward	5
Westchester, Dade	5
Mid Florida, Seminole	5
Ocean Breeze, Martin	5
Port Salerno, Martin	5
Missing, Highlands	5
Missing, Sarasota	5
Missing, Columbia	5
Shady Grove, Taylor	5
Missing, Leon	5
Milton, Escambia	5
Mayport, Duval	5
Inlet Beach, Bay	5
Stuart, St. Lucie	5
Pass, Unknown	5
Miami, Palm Beach	5
Pompano Beach, Palm Beach	5

# COVID-19: characteristics of 1,974,051 Florida resident cases

Data through Mar 21, 2021 verified as of Mar 22, 2021 at 09:25 AM

Data in this report are provisional and subject to change.

The table below includes the cities and counties of residence for cases in Florida residents based on the patient's ZIP Code. Note that city is not always received as part of the initial notification and may be missing while the case is being investigated.

City and county	Cases
Orlando, Manatee	5
N/A, Unknown	5
Oneco, Manatee	5
Ocoee, Lake	5
Okeechobee, Martin	5
Wakulla Springs, Wakulla	5
Weirsdale, Lake	5
Alys Beach, Walton	5
Missing, Alachua	5
Miami Beach, Unknown	5
Point Washington, Walton	5
University Of Central Fl, Martin	5
Williston, Marion	5
Okeechobee, Osceola	5
Psl, Unknown	5
Pompano Beach, Unknown	5
San Carlos Park, Lee	5
University Of Central Fl, Hillsborough	5
Bayou George, Bay	5
Boynton Beach, Broward	5
Missing, Osceola	5
Miramar, Dade	5
Miami Gardens, Unknown	5
Kissimmee, Unknown	5
Jacksonville Naval Air Station, Duval	5
Fort Lauderdale, Palm Beach	5
Clarcona, Orange	5
Lazy Lake, Broward	4
Lamont, Taylor	4
Wacissa, Jefferson	4
Sugarloaf, Monroe	4
Branford, Gilchrist	4
Cape Haze, Charlotte	4
Clewiston, Palm Beach	4
Conch Key, Monroe	4
Pompano Beach, Dade	4
Sandestin, Walton	4
Seacrest, Bay	4
Naples, Unknown	4
High Springs, Columbia	4
Hinsdale, Manatee	4
Bella Collina, Lake	4
Delray Beach, Broward	4
El Jobean, Charlotte	4
International Service Center, Dade	4
Indian Rock Beach, Pinellas	4
Island Grove, Alachua	4
Hollywood, Unknown	4
Bowling Green, Polk	4
Cypress Gardens, Polk	4
Loxahatchee Groves, Palm Beach	4
Live Oak, Madison	4
Port Charlotte, Unknown	4
West Bradenton, Manatee	4
Greenville, Jefferson	4
Marina Del Rey, Dade	4
Missing, Hernando	4
Oklawaha, Marion	4
Glen Ridge, Palm Beach	4

# COVID-19: characteristics of 1,974,051 Florida resident cases

Data through Mar 21, 2021 verified as of Mar 22, 2021 at 09:25 AM

Data in this report are provisional and subject to change.

The table below includes the cities and counties of residence for cases in Florida residents based on the patient's ZIP Code. Note that city is not always received as part of the initial notification and may be missing while the case is being investigated.

City and county	Cases
Coconut Creek, Palm Beach	4
Pensacola, Santa Rosa	4
Ridge Manor Estates, Sumter	4
Margate, Unknown	4
Melrose, Bradford	4
Highland Park, Polk	4
Los Angeles, Broward	4
Lake Worth, Broward	4
Jacksonville, Dade	3
Inverness, Polk	3
Pass, Dade	3
Vero Beach, Brevard	3
Orem, Palm Beach	3
Pp, Dade	3
Pp, Unknown	3
Woodside, Broward	3
Brewton, Escambia	3
Apopka, Broward	3
Maitland, Polk	3
Lake Harbor, Palm Beach	3
Lanark Village, Franklin	3
Miami Shores, Broward	3
Tampa Palms, Hillsborough	3
Pineland, Lee	3
Winter Garden, Seminole	3
Tarpon Springs, Pasco	3
Tampa, Pinellas	3
Ludlam, Dade	3
Laurel, Sarasota	3
Jacksonville, Clay	3
Clermont, Orange	3
West Palm Beach, Broward	3
Wildwood, Marion	3
Village Of Golf, Palm Beach	3
Saint Augusaintine Beach, St. Johns	3
Saint Petersburg, Hillsborough	3
Port Saint Lucie, Martin	3
Palm Coast, Volusia	3
Missing, Jackson	3
Lynbrook, Broward	3
Loxahatchee, Broward	3
Lakeland, Hillsborough	3
Miami, Orange	3
Immokalee, Lee	3
Hallandale Beach, Unknown	3
Lake Geneva, Clay	3
Lake City, Duval	3
Fort Myers, Unknown	3
Bradington, Manatee	3
Blountstown, Liberty	3
Crestview, Walton	3
Cross Key, Monroe	3
Cape San Blas, Gulf	3
Apopka, Lake	3
Green Cove Springs, Duval	3
Fernandina Beach, Duval	3
Fpo, Duval	3
Mayport Naval Housing, Duval	3
Vernon, Bay	3



# COVID-19: characteristics of 1,974,051 Florida resident cases

Data through Mar 21, 2021 verified as of Mar 22, 2021 at 09:25 AM

Data in this report are provisional and subject to change.

The table below includes the cities and counties of residence for cases in Florida residents based on the patient's ZIP Code. Note that city is not always received as part of the initial notification and may be missing while the case is being investigated.

City and county	Cases
Samoset, Manatee	3
San Fernando, Unknown	3
Monticello, Madison	3
Plantation Key, Monroe	3
Alford, Washington	3
Altamonte Springs, Orange	3
Jonesville, Alachua	3
Julington Creek, St. Johns	3
Jupiter Island, Martin	3
Miramar, Unknown	3
Marco Island, Lee	3
Pembroke Pines, Unknown	3
Okeechobee, Highlands	3
Ocean Reef Club, Monroe	3
Vero Beach, St. Lucie	3
Chicago, Lee	3
Coraopolis, Citrus	3
Champions Gate, Osceola	3
Bristol, Calhoun	3
Jacksonville, Alachua	3
Sorrento, Orange	3
Stuart, Palm Beach	3
North Fort Myers, Charlotte	3
Milligan, Okaloosa	3
Westville, Walton	3
Land O Lakes, Hillsborough	3
Lady Lake, Marion	3
Jacksonville , Duval	3
Fisher Island, Unknown	3
Homeless, Hillsborough	3
Bay Harbor Islands, Unknown	3
Ft Pierce, St. Lucie	3
Fort Lauderdale, Alachua	2
Deerfield Beach, Unknown	2
Doral, Unknown	2
Brooklyn, Broward	2
Carl Fisher, Dade	2
Cross City, Taylor	2
Jupiter, Dade	2
Micanopy, Marion	2
Lakeland, Unknown	2
Windermere, Lake	2
Sutton, Pasco	2
Red Bay, Holmes	2
Saint Marys, Nassau	2
Pembroke Lakes, Broward	2
Port Saint Lucie, Palm Beach	2
Noma, Holmes	2
Ormond Beach, Flagler	2
Panama City, Unknown	2
Pembroke Pines, Dade	2
Summerfield, Unknown	2
Tampa, Hernando	2
Sharpes, Brevard	2
Saint Lucie Village, St. Lucie	2
Sebring, Desoto	2
Vero Beach, Unknown	2
Yeehaw, Okeechobee	2
Wauchula, Desoto	2

# COVID-19: characteristics of 1,974,051 Florida resident cases

Data through Mar 21, 2021 verified as of Mar 22, 2021 at 09:25 AM

Data in this report are provisional and subject to change.

The table below includes the cities and counties of residence for cases in Florida residents based on the patient's ZIP Code. Note that city is not always received as part of the initial notification and may be missing while the case is being investigated.

City and county	Cases
Jacksonville Naval Hospital, Duval	2
Hosford, Calhoun	2
Jacksonville, Nassau	2
Longview, Dade	2
Marina Del Rey, Broward	2
Melrose, Clay	2
Mesa, Unknown	2
Aventura, Broward	2
000000, Unknown	2
Dfafs, Okaloosa	2
Venice, Dade	2
University Of Central Fl, Seminole	2
West Palm Beach, Unknown	2
Winter Park, Volusia	2
Winter Springs, Orange	2
Windermere, Hillsborough	2
New Port Richey, Hillsborough	2
Orlando, Escambia	2
Pompano Beach, Osceola	2
Port Charlotte, Lee	2
Union, Manatee	2
Swansea, Lee	2
Sand Lake, Orange	2
Port St. Lucie, St. Lucie	2
Longwood, Unknown	2
Long Beach, Orange	2
Marathon Shores, Monroe	2
Mims, Volusia	2
Miami, Martin	2
Labelle, Collier	2
Jena, Taylor	2
Lauderhill, Unknown	2
At Large, Broward	2
Bonnie, Dade	2
Boys Ranch, Suwannee	2
Fort Pierce, Brevard	2
Graceville, Unknown	2
Eatonville, Polk	2
Port Canaveral, Brevard	2
Orlando, Collier	2
Orlando, St. Lucie	2
Oakland Park, Unknown	2
Sarasota, Unknown	2
Seguin, Unknown	2
Sunrise, Unknown	2
Tampa, Broward	2
Tarpon Springs, Hillsborough	2
Marysville, Dade	2
Callahan, Duval	2
Dade City, Unknown	2
Cibolo, Orange	2
Claysville, Hernando	2
Crescent Beach, Sarasota	2
Fl State Univ Student, Leon	2
Defuniak Springs, Okaloosa	2
Defuniak Springs, Unknown	2
Blountstown, Jackson	2
Alligator Point, Franklin	2
Coconut Creek, Unknown	2

# COVID-19: characteristics of 1,974,051 Florida resident cases

Data through Mar 21, 2021 verified as of Mar 22, 2021 at 09:25 AM

Data in this report are provisional and subject to change.

The table below includes the cities and counties of residence for cases in Florida residents based on the patient's ZIP Code. Note that city is not always received as part of the initial notification and may be missing while the case is being investigated.

City and county	Cases
Eatonville, Lake	2
Crawfordville, Leon	2
Daytona Beach, Unknown	2
Lawtey, Union	2
Hallandale Beach, Dade	2
Los Angeles, Okaloosa	2
Louisville, Manatee	2
Lutz, Pinellas	2
Mount Pleasant, Gadsden	2
Navarre, Okaloosa	2
None, Dade	2
Phoenix, Lake	2
Seven Springs, Pasco	2
University Of Central Florida, Brevard	2
Upper Key Largo, Monroe	2
West Villages, Sarasota	2
Zellwood, Lake	2
Clermont, Polk	2
Bronx, Seminole	2
Doctors Inlet, Clay	2
Bonifay, Jackson	2
Bonnie, Sarasota	2
Inverness, Citrus	2
Fort Myers, Collier	2
Fort Pierce, Martin	2
Lake Helen, Orange	2
Lecanto, Marion	2
Maitland, Leon	2
Winter Park, Leon	2
Weston, Dade	2
West Palm Beach, Dade	2
Palm Springs North, Dade	2
Redland, Dade	2
Melrose, Alachua	2
Olustee, Baker	2
Orlando, Santa Rosa	2
Orlando, Charlotte	2
Maitland, Lake	2
Hialeah Lakes, Dade	2
Hialeah, Orange	2
Jan Phyl Village, Polk	2
Moore Haven, Hendry	2
Naples, Broward	2
Cassadaga, Volusia	2
Fort Walton Beach, Walton	2
Duke Field Air Force Station, Okaloosa	2
Dunnellon, Levy	2
University Of Central Florida, Palm Beach	2
University Of Central Florida, Pinellas	2
Wimauma, Manatee	2
Wekiwa Springs, Seminole	2
Provo, Broward	2
Sumatra, Liberty	2
Portland, Unknown	2
University Of Central Florida, Broward	2
Saint Teresa, Wakulla	2
Orlando, Okaloosa	2
Madison, Unknown	2
Maitland, Pasco	2

# COVID-19: characteristics of 1,974,051 Florida resident cases

Data through Mar 21, 2021 verified as of Mar 22, 2021 at 09:25 AM

Data in this report are provisional and subject to change.

The table below includes the cities and counties of residence for cases in Florida residents based on the patient's ZIP Code. Note that city is not always received as part of the initial notification and may be missing while the case is being investigated.

City and county	Cases
Ocala, Unknown	2
Miamt, Dade	2
Florida Power & Light Co, Dade	2
Amelia City, Nassau	2
Apopka, Unknown	2
Alligator Point, Wakulla	2
Chipley, Jackson	2
Chipley, Holmes	1
Daniel Island, Bay	1
Colorado Springs, Unknown	1
Conifer, Lee	1
Eatonville, Seminole	1
El Paso, Unknown	1
Elbow Lake, Palm Beach	1
Dunellen, Dade	1
Destin, Unknown	1
Diamond, Highlands	1
Doral, Broward	1
Altamonte, Orange	1
Alva, Collier	1
333, Unknown	1
Allentown, Putnam	1
Apple Creek, Citrus	1
Amelia Village, Nassau	1
Barefoot Beach, Lee	1
Battle Creek, Manatee	1
Avon, Manatee	1
Aventura, Osceola	1
Bryn Mawr, Palm Beach	1
Burkeville, Brevard	1
Camden Wyoming, Duval	1
Celebration, Palm Beach	1
Chattanooga, Dade	1
Bear Grass, Palm Beach	1
Azalea Park, Osceola	1
Boca Raton,, Palm Beach	1
Boston, Dade	1
Brewster, Volusia	1
Fortlauderdale, Unknown	1
Fortwalton Beach, Okaloosa	1
Ft Pierce, Unknown	1
Garland, Orange	1
Fort Denaud, Glades	1
Fort Meyers, Lee	1
FI State Lot, Leon	1
Fairless Hills, Broward	1
Everett, Dade	1
Hickory, Lee	1
Homeless, Dade	1
Homer, Escambia	1
Hilliard, Unknown	1
Hallandate Ben, Unknown	1
Havana, Leon	1
Jeffersonville, Broward	1
Knoxville, Escambia	1
Lake Mary, Lake	1
Lansdale, Lake	1
Lapeer, Manatee	1
Lauderdale Hill, Unknown	1

# COVID-19: characteristics of 1,974,051 Florida resident cases

Data through Mar 21, 2021 verified as of Mar 22, 2021 at 09:25 AM

Data in this report are provisional and subject to change.

The table below includes the cities and counties of residence for cases in Florida residents based on the patient's ZIP Code. Note that city is not always received as part of the initial notification and may be missing while the case is being investigated.

City and county	Cases
Longwood, Orange	1
Lehigh Cares, Lee	1
Live Oak, Columbia	1
Loganville, Orange	1
Missing, Wakulla	1
Monterey, Broward	1
Mumford, Manatee	1
N/A, Duval	1
Naples, Alachua	1
North Miami, Broward	1
Ocean City, Broward	1
Old Town, Gilchrist	1
Middleburg, Duval	1
Midland, Osceola	1
Missing, Hamilton	1
Miami, Charlotte	1
Miamii, Dade	1
Miami Garden, Unknown	1
Oviedo, Leon	1
Opa Locka, Polk	1
Orem, Sarasota	1
Orem, Unknown	1
Palm City, Unknown	1
Plant City, Unknown	1
Pompano Beach, Alachua	1
Ridgewood, Broward	1
Riverview, Manatee	1
Roseland, Palm Beach	1
Republic, Monroe	1
Richmond, Palm Beach	1
Porter Ranch, Dade	1
Raiford, Bradford	1
Ponte Vedra Beach, Orange	1
Port Orange , Volusia	1
Port Saint Lucie, Indian River	1
San Antonio, Dade	1
San Diego, Unknown	1
Sanford, Palm Beach	1
Russellville, Hillsborough	1
Saint Augustine, Okaloosa	1
Steinhatchee, Alachua	1
Tampa, Escambia	1
Tampa, Manatee	1
Tangerine, Lake	1
University Of Central Florida, Hillsborough	1
University Of Central Fl, Pasco	1
Village Of Palm Springs, Palm Beach	1
Virginia Beach, Alachua	1
Webster, Pasco	1
Union City, Bradford	1
Sebastian, Lake	1
Westerville, Hillsborough	1
West Point, Lee	1
Wilbur By The Sea, Volusia	1
Willowbrook, Lee	1
Winston Salem, Unknown	1
Winter Garden, Hillsborough	1
Wilton Manors, Dade	1
Woodland Hills, Brevard	1

# COVID-19: characteristics of 1,974,051 Florida resident cases

Data through Mar 21, 2021 verified as of Mar 22, 2021 at 09:25 AM

Data in this report are provisional and subject to change.

The table below includes the cities and counties of residence for cases in Florida residents based on the patient's ZIP Code. Note that city is not always received as part of the initial notification and may be missing while the case is being investigated.

City and county	Cases
Youngstown, Calhoun	1
Yulee, Duval	1
Pound Ridge, Leon	1
Port Charlotte Fl, Unknown	1
Ponce, Orange	1
Plant City, Pinellas	1
Plantation, Unknown	1
Plant City, Hendry	1
Orlando, Highlands	1
Newport Beach, Palm Beach	1
North Little Rock, Palm Beach	1
Ocoee, Polk	1
Opa Locka, Unknown	1
Orem, Nassau	1
Olando, Orange	1
Sumter Ville, Unknown	1
Tallahassee, Escambia	1
Springhill, Unknown	1
Tampa, Dade	1
Tampa, Lee	1
South Otselic, Dade	1
Southampton, Palm Beach	1
Stockbridge, Leon	1
Sullivans Island, Dade	1
Sevierville, Dade	1
Saint Petersburg, Dade	1
San Juan, Osceola	1
San Pedro Sula, Dade	1
Sandy, Duval	1
Richmond Heights, Dade	1
Riverview, Pinellas	1
Rochester, Lee	1
Rosemary Beach, Bay	1
Saint Cloud, Orange	1
West Simsbury, Collier	1
Wayne, Dade	1
Windermere, Polk	1
Winter Park, Lake	1
Tinley Park, Lee	1
University Of Central Fl, Dade	1
Telluride, Lee	1
Export, Palm Beach	1
Fdsf, Unknown	1
Felda, Palm Beach	1
Flagler Beach, Volusia	1
Flora, Lee	1
Downers Grove, St. Lucie	1
Fort Myers, Lake	1
Fresno, Pasco	1
Fruitland Park, Sumter	1
Fwb, Unknown	1
Gainesville, Marion	1
Gastonia, Polk	1
Clearwater, Highlands	1
Clermont, Unknown	1
Columbia, Orange	1
Coral Gables, Unknown	1
Coral Springs, Unknown	1
Cornelius, Leon	1

# COVID-19: characteristics of 1,974,051 Florida resident cases

Data through Mar 21, 2021 verified as of Mar 22, 2021 at 09:25 AM

Data in this report are provisional and subject to change.

The table below includes the cities and counties of residence for cases in Florida residents based on the patient's ZIP Code. Note that city is not always received as part of the initial notification and may be missing while the case is being investigated.

City and county	Cases
Crestview, Dade	1
Dade City, Polk	1
Dania, Unknown	1
Darien, Pasco	1
Arcadia, Charlotte	1
Aspen, Palm Beach	1
Atlanta, Broward	1
Aurburndale, Polk	1
Aventura, Unknown	1
Azalea Park, Sarasota	1
Bartow, Unknown	1
Biscayne Park, Broward	1
Boca Roton, Unknown	1
Alpharetta, Alachua	1
Apalachicola, Leon	1
Brooksville, Columbia	1
Bryn Mawr, Collier	1
Canfield, Duval	1
Naugatuck, Lee	1
New Vernon, Sarasota	1
New York, Broward	1
Northville, Broward	1
Ocala, Indian River	1
Ocoee, Broward	1
Myakka, Duval	1
Maitland, Unknown	1
Melbourne, Orange	1
Miami Beach, Palm Beach	1
Miami Granders, Dade	1
Missing, Baker	1
Middleburg, Unknown	1
Milford, Palm Beach	1
Milford, Polk	1
Minneapolis, Broward	1
Johns Island, Wakulla	1
Killarney, Orange	1
Knoxville, Duval	1
Havanna, Gadsden	1
Jacksonville, Palm Beach	1
Hilliard, Dade	1
Hollywood, Leon	1
Holt, Unknown	1
Homestead, Monroe	1
Humble, Broward	1
Green, Clay	1
Greensburg, Orange	1
Greenville, Monroe	1
Gulf Shores, Escambia	1
Los Angeles, Polk	1
Lakeland, Pasco	1
Lakewood, Unknown	1
Lake City, Volusia	1
Orlando, Union	1
Oviedo, Seminole	1
Oxford, Palm Beach	1
Opalocka, Dade	1
North Canton, Palm Beach	1
Oakland, Leon	1
Ocala, Alachua	1

# COVID-19: characteristics of 1,974,051 Florida resident cases

Data through Mar 21, 2021 verified as of Mar 22, 2021 at 09:25 AM

Data in this report are provisional and subject to change.

The table below includes the cities and counties of residence for cases in Florida residents based on the patient's ZIP Code. Note that city is not always received as part of the initial notification and may be missing while the case is being investigated.

City and county	Cases
Okeechobee, St. Lucie	1
Miamf, Dade	1
Miami G, Dade	1
Miami, Collier	1
Miami, St. Lucie	1
New Richmond, Volusia	1
Rio Dell, Volusia	1
Rochelle, Volusia	1
Port Orange, Unknown	1
Port Saint Lucie, Orange	1
Princeton, Alachua	1
Provincetown, Collier	1
Panama City, Walton	1
Palm Coast, Duval	1
Perry, Leon	1
Perth Amboy, Monroe	1
Spring Park, Alachua	1
Steinhatchee, Madison	1
South Burlington, Orange	1
Shannon, Collier	1
Soddy Daisy, Broward	1
Soldotna, Broward	1
Saint Cloud, Lee	1
Saint Johns, Orange	1
San Antonio, Sarasota	1
San Antonio, Unknown	1
Sanford, Volusia	1
Wesley Chapel, Alachua	1
Wheaton, Lee	1
Wilmington, Broward	1
Winter Park, Osceola	1
Wood River, Polk	1
Worcester, Palm Beach	1
Winter Park, Alachua	1
Tampa, Volusia	1
Tangerine, Seminole	1
Tewksbury, Orange	1
Toms River, Dade	1
Umatilla, Alachua	1
University Of Central Florida, Monroe	1
Virginia Beach, Hernando	1
Waco, Broward	1
Washington, Broward	1
Marshall, Palm Beach	1
Marianna, Calhoun	1
Lemoyne, Manatee	1
Los Angeles, Palm Beach	1
Lyndhurst, Broward	1
Magnolia Square, Osceola	1
Maitland, Alachua	1
Lake In The Hills, Columbia	1
Lake Placid, Alachua	1
Kingsland, Duval	1
Kissimmee, Brevard	1
Lawrence Township, Palm Beach	1
Las Vegas, Orange	1
Lake Worth Beach, Broward	1
Land Of Lakes, Pasco	1
Lander, Citrus	1



# COVID-19: characteristics of 1,974,051 Florida resident cases

Data through Mar 21, 2021 verified as of Mar 22, 2021 at 09:25 AM

Data in this report are provisional and subject to change.

The table below includes the cities and counties of residence for cases in Florida residents based on the patient's ZIP Code. Note that city is not always received as part of the initial notification and may be missing while the case is being investigated.

City and county	Cases
Floral, Escambia	1
Grassy Key, Monroe	1
Gainesville, Baker	1
Gilmer, Dade	1
Haverford, Hillsborough	1
Herrin, Orange	1
Jacksonville, Manatee	1
Jamaica, Broward	1
Jupiter, Unknown	1
Jersey City, Polk	1
Bryant, Alachua	1
Bronx, Broward	1
Buffalo, Palm Beach	1
Carol Stream, Orange	1
Castleberry, Escambia	1
Charlotte, Pasco	1
Apo, Pasco	1
Apopka, Flagler	1
99, Unknown	1
Alanson, Bay	1
Aollywoss, Dade	1
Boca Raton, Unknown	1
Bohealia, Lee	1
Blowing Rock, Polk	1
Belleair, Hillsborough	1
Dorchester, Orange	1
Deland, Polk	1
Dallas, Lee	1
De Leon Springs, Putnam	1
Dearborn, Lee	1
Estero, Collier	1
Fanning Springs, Levy	1
Fargo, Unknown	1
Felton, Manatee	1
Clear Brook, Lee	1
Crestview, Holmes	1
Cumberland, Palm Beach	1
Dade City, Hillsborough	1
College Station, Lake	1
Columbus, Brevard	1
Cookeville, Seminole	1
Winter Park, Broward	1
Winter Park, Indian River	1
Wells, Polk	1
Winter Garden, Pinellas	1
Zolfo Springs, Polk	1
Westbrook, Dade	1
Wichita, Volusia	1
Winder Garden, Orange	1
Windermere, Leon	1
Windermere, Osceola	1
Windermere, Seminole	1
Winter Garden, Broward	1
Washington, Unknown	1
Venice, Unknown	1
Vernon, Unknown	1
Tulsa, Orange	1
Sun City Center, Hardee	1
Tiffin, Highlands	1

# COVID-19: characteristics of 1,974,051 Florida resident cases

Data through Mar 21, 2021 verified as of Mar 22, 2021 at 09:25 AM

Data in this report are provisional and subject to change.

The table below includes the cities and counties of residence for cases in Florida residents based on the patient's ZIP Code. Note that city is not always received as part of the initial notification and may be missing while the case is being investigated.

City and county	Cases
Tallahassee, Duval	1
Tallahassee, Unknown	1
Tampa, Palm Beach	1
Tavares, Marion	1
Spring Hill , Hernando	1
Spring Hill, Dade	1
Starke, Clay	1
Stone Mountain, Palm Beach	1
Saint Cloud, Unknown	1
Saint Johns, Unknown	1
Shelton, Manatee	1
Sodus, Charlotte	1
Saint Petersburg, St. Lucie	1
Sandford, Seminole	1
Sarasota, Flagler	1
Saxis, Lee	1
Schenectady, Polk	1
Sebring, Lee	1
Plantation, Orange	1
Pompano Beach, Martin	1
Potomac, Palm Beach	1
Port Everglades, Broward	1
Rye, Duval	1
Rex, Duval	1
Parker, Dade	1
Parker, Leon	1
Peoria, Unknown	1
Palm Coast, Polk	1
Pacifica, Dade	1
Orlando, Columbia	1
Orlando, Indian River	1
Orem, Broward	1
Ormond Beach, Unknown	1
Oviedo, Brevard	1
Orlando, Sarasota	1
Ocoee, Osceola	1
Okeechobee, Broward	1
North Pole, Seminole	1
North Port, Lee	1
Old Town, Alachua	1
Omaha, Palm Beach	1
Ona, Manatee	1
Oooooo, Unknown	1
Opa Locka, Broward	1
Orange City, Seminole	1
Orange Park , Duval	1
New Orleans, Palm Beach	1
Newark, Broward	1
Newburgh, Bay	1
Navarre, Dade	1
Macdill Air Force Base, Hillsborough	1
Los Angeles Ca, Unknown	1
Los Angeles, Hardee	1
Largo, Unknown	1
Littleton, Dade	1
Miami Beach, Broward	1
Middlesburg, Duval	1
Miami Lakes, Unknown	1
Miami, Hillsborough	1

# COVID-19: characteristics of 1,974,051 Florida resident cases

Data through Mar 21, 2021 verified as of Mar 22, 2021 at 09:25 AM

Data in this report are provisional and subject to change.

The table below includes the cities and counties of residence for cases in Florida residents based on the patient's ZIP Code. Note that city is not always received as part of the initial notification and may be missing while the case is being investigated.

City and county	Cases
Miami, Manatee	1
Margate, Dade	1
Marshall, Dade	1
Mary Esther, Unknown	1
Medford, Palm Beach	1
Harrison, Pinellas	1
Holly Ridge, Orange	1
Homeless, Polk	1
Homosassa, Hernando	1
Leesburg, Marion	1
Lehigh Acres, Dade	1
Lewisburg, Pasco	1
Lake City, Hamilton	1
La Grange, Dade	1
Lafayette, Marion	1
Jerusalem, St. Johns	1
East Hampton, Palm Beach	1
Cypress, Leon	1
Davenport, Orange	1
Deland, St. Lucie	1
Deltona, Orange	1
Fort Myers-, Lee	1
Fort Pierce, Unknown	1
Gainesville, Duval	1
Granada Hills, Broward	1
Guilford, Dade	1
Hailandale, Unknown	1
Fort Myers, Manatee	1
Foley, Escambia	1
Conway, Leon	1
Coventry, Broward	1
Clermont, Volusia	1
Clewiston, Glades	1
Bridgeport, Dade	1
Bronx, Palm Beach	1
Cartersville, Unknown	1
Altoona, Marion	1
Anaheim, Unknown	1
Argyle, Walton	1
Athens, Duval	1
Bogota, Orange	1
Bradenton, Dade	1
Bradenton, Osceola	1
Dona Vista, Lake	1
East Setauket, Palm Beach	1
El Dorado, Palm Beach	1
Fleming Island, Duval	1
Fellsmere, Brevard	1
Crestview, Broward	1
Clearwater, Leon	1
Charlotte, Alachua	1
Dalecity, Okaloosa	1
Daytona Beach, Orange	1
Deerfield Beach, Polk	1
Crystal River, Marion	1
Crystal River, Unknown	1
Canton, Duval	1
Cantonment, Santa Rosa	1
Cape Coral, Unknown	1

# COVID-19: characteristics of 1,974,051 Florida resident cases

Data through Mar 21, 2021 verified as of Mar 22, 2021 at 09:25 AM

Data in this report are provisional and subject to change.

The table below includes the cities and counties of residence for cases in Florida residents based on the patient's ZIP Code. Note that city is not always received as part of the initial notification and may be missing while the case is being investigated.

City and county	Cases
Brooklyn, Polk	1
Bryceville, Duval	1
Bradenton, Lee	1
Boca Raton, Dade	1
Boca Raton, Madison	1
Bogota, Unknown	1
Bal Harbour, Broward	1
Atlanta, Walton	1
Attalla, Broward	1
Auburn, Palm Beach	1
Autaville, Broward	1
Apopka, Volusia	1
Alachua, Suwannee	1
Alafaya, Broward	1
Alafaya, Pinellas	1
Macclenny, Dixie	1
Madison, Jefferson	1
Maitland, Collier	1
Miami Dade, Unknown	1
Merrick, Palm Beach	1
Metter, Manatee	1
Miami, Osceola	1
Miami Gardens, Unknown	1
Miamisaoles, Dade	1
Jacksonville, Baker	1
Jacksonville, Marion	1
Jupiter Inlet, Palm Beach	1
Jzx, Unknown	1
Irmo, Unknown	1
Key West, Palm Beach	1
Kilgore, Dade	1
Lake Clarke Shores, Palm Beach	1
Lake Forest, Collier	1
Land O Lakes, Unknown	1
Lawton, Okaloosa	1
Levittown, Palm Beach	1
Lima, Manatee	1
Lima, Volusia	1
Florida City, Unknown	1
Fort Lauderdale, Collier	1
Fort Myers, Alachua	1
Gainesville, Levy	1
Glen Cove, Unknown	1
Glen Saint Mary, Duval	1
Golden Oak, Hillsborough	1
Golf, Palm Beach	1
Greensboro, Leon	1
Immokalee, Walton	1
Twentynine Palms, Broward	1
Surprise, Unknown	1
Syracuse, Unknown	1
Waukesha, Volusia	1
Venezuela, Unknown	1
St Cloud, Orange	1
St Helena Is, Dade	1
South Miami, Broward	1
Saint Petersburg, Bay	1
San Marcos, Unknown	1
Vernon, Walton	1

# COVID-19: characteristics of 1,974,051 Florida resident cases

Data through Mar 21, 2021 verified as of Mar 22, 2021 at 09:25 AM

Data in this report are provisional and subject to change.

The table below includes the cities and counties of residence for cases in Florida residents based on the patient's ZIP Code. Note that city is not always received as part of the initial notification and may be missing while the case is being investigated.

City and county	Cases
West Miami, Unknown	1
Whippany, Volusia	1
Xifamk, Dade	1
Windermere, Alachua	1
Winfield, Hillsborough	1
Winter Garden, Unknown	1
Winter Park, Brevard	1
Winter Park, Unknown	1
Ocala, Duval	1
Okeechobi, Unknown	1
North Brunswick, St. Lucie	1
North Grafton, Dade	1
North Lauderdale, Unknown	1
North Porte, Unknown	1
Notrealville, Polk	1
Monument, Broward	1
Morrisville, Palm Beach	1
Myrtle Beach, Broward	1
Nashville, Palm Beach	1
Mokena, Lee	1
Orlando, Walton	1
Oviedo, Lake	1
Pensacola, Dade	1
Panomo City, Bay	1
Parrish, Sarasota	1
Orlando, Gadsden	1
Orlando, Hernando	1
Orlando, St. Johns	1
Orem, Dade	1
Orlando, Citrus	1
Rye, Palm Beach	1
Ridgewood, Lee	1
Roayl Palm Beach, Palm Beach	1
Roseville, Broward	1
Plantation, Leon	1
Pooler, Broward	1
Port St. Lucie, Unknown	1
Punta Gorda, Sarasota	1
Putnam, Putnam	1
Denton, Broward	1
Destin, Bay	1
Clearwater, Hillsborough	1
Coal City, Pasco	1
Crescent City, Marion	1
Crestview, Unknown	1
Commerce Township, Manatee	1
Coral Gables , Dade	1
Crawfordville, Alachua	1
Fort Lauderdale, Lee	1
Eureka, Flagler	1
Evansville, Citrus	1
Fort Worth, Broward	1
Franklin, Orange	1
Frostproof, Highlands	1
Gainesville, Palm Beach	1
Gainesville, Santa Rosa	1
Brownsville, Escambia	1
Bonnie, St. Johns	1
Belleair Bluffs, Unknown	1

# COVID-19: characteristics of 1,974,051 Florida resident cases

Data through Mar 21, 2021 verified as of Mar 22, 2021 at 09:25 AM

Data in this report are provisional and subject to change.

The table below includes the cities and counties of residence for cases in Florida residents based on the patient's ZIP Code. Note that city is not always received as part of the initial notification and may be missing while the case is being investigated.

City and county	Cases
Celebration, Orange	1
Chicago, Broward	1
Choctaw Beach, Unknown	1
Austin, Dade	1
Apo, Collier	1
Big Torch Key, Monroe	1
Black, Holmes	1
Boca Raton, Lee	1
Bonifay, Unknown	1
8852 Teacher Ln, Pasco	1
Addison, Pasco	1
Apopka, Citrus	1
Apopka, Hillsborough	1
Arabi, Orange	1
Litchfield Park, Monroe	1
Littleton, St. Johns	1
Lake Worth, Unknown	1
Lake In The Hills, Broward	1
Jupiter, Pinellas	1
Kansas City, Palm Beach	1
Indianapolis, Lee	1
Gwynn Oak, Polk	1
Milford, Bay	1
Milford, Unknown	1
New Canaan, Dade	1
Na, Dade	1
Missing, Franklin	1
Mossy Head, Walton	1
Mattoon, Lee	1
Melbourne, Volusia	1
Los Angeles, Orange	1
Maitland, Palm Beach	1
Marianna, Leon	1
Marianna, Washington	1
Mary Esther, Hillsborough	1
Saint Charles, Orange	1
Roswell, Bay	1
Ruskin, Dade	1
Ruskin, Manatee	1
Scottsdale, Brevard	1
Scottsdale, Palm Beach	1
Saint Petersburg, Duval	1
Saint Petersburg, Manatee	1
Tampa, Duval	1
Tavares, Unknown	1
Temple, Palm Beach	1
St Petersburg, Orange	1
Stiamk, Dade	1
Summerdale, Escambia	1
Surfside Beach, Orange	1
Sun City Center, Lee	1
Port Saint Lucie, Marion	1
Port St Luce, Unknown	1
Plymouth, Pasco	1
Pensacola Naval Hospital, Escambia	1
Pass-A-Grille, Pinellas	1
Oviedo, Orange	1
Pace, Escambia	1
Painted Post, Pasco	1

# COVID-19: characteristics of 1,974,051 Florida resident cases

Data through Mar 21, 2021 verified as of Mar 22, 2021 at 09:25 AM

Data in this report are provisional and subject to change.

The table below includes the cities and counties of residence for cases in Florida residents based on the patient's ZIP Code. Note that city is not always received as part of the initial notification and may be missing while the case is being investigated.

City and county	Cases
Palatka, Marion	1
Newaygo, Charlotte	1
North Port, Charlotte	1
Okeechobee, Unknown	1
Winnetka, Dade	1
Winter Garden, Osceola	1
Winter Haven, Osceola	1
Winter Park, Duval	1
Winter Park, Palm Beach	1
Weston, Unknown	1
Wildwood, Lee	1
Willington, Lee	1
Winter Springs, Polk	1
Youngstown, Washington	1
West Hollywood, Broward	1
Wakefield, Broward	1
Waverly, Duval	1
Wabasha, Clay	1
Unknown, Duval	1
Upland, Manatee	1
Crossings, Unknown	1
Davenport, Lake	1
Davie, Unknown	1
Dayton, Orange	1
Dearborn Heights, Hillsborough	1
Edgewood, Broward	1
Elkton, Putnam	1
Chesterfield, Broward	1
Carteret, Polk	1
Cincinnati, Dade	1
Connellsville, Highlands	1
Armstrong, St. Johns	1
Atl, Brevard	1
Alva, Escambia	1
Andalusia, Escambia	1
Arcadia, Highlands	1
Baker, Santa Rosa	1
Belleville, Palm Beach	1
Belmont, Santa Rosa	1
Blountstown, Broward	1
Bronson, Alachua	1
Brooker, Alachua	1
Bradenton, Clay	1
Brandon, Pinellas	1
Bonita, Lee	1
Bocaraten, Palm Beach	1
Middletown, Osceola	1
Missing, Gilchrist	1
Monroe, Hillsborough	1
Nantucket, Palm Beach	1
New Vernon, Palm Beach	1
Mayaguez, Dade	1
Maccleddy, Duval	1
Mantua, Broward	1
Longwood, Broward	1
Lucedale, St. Lucie	1
Kure Beach, Monroe	1
Lakeland, Palm Beach	1
Hudson, Pinellas	1

# COVID-19: characteristics of 1,974,051 Florida resident cases

Data through Mar 21, 2021 verified as of Mar 22, 2021 at 09:25 AM

Data in this report are provisional and subject to change.

The table below includes the cities and counties of residence for cases in Florida residents based on the patient's ZIP Code. Note that city is not always received as part of the initial notification and may be missing while the case is being investigated.

City and county	Cases
Hoosick Falls, Broward	1
Indian Rock Beach, Palm Beach	1
Interlachen, Duval	1
Kechi, Orange	1
Floralá, Okaloosa	1
Forestville, Volusia	1
Gibsonton, Unknown	1
Gainesville, Okaloosa	1
Gainesville, Unknown	1
Greenbrier, Bay	1
Groveland, Orange	1
Hialeahgardens, Dade	1
Hiram, Leon	1
Westlake Village, Unknown	1
White Plains, Broward	1
Whites Creek, Leon	1
Windermere, Volusia	1
Wtixrat, Dade	1
Watersound, Bay	1
Unk, Duval	1
Ventura, Orange	1
University Of Central Florida, Lee	1
Trenton, Dixie	1
Unknown, Unknown	1
Toms River, Lee	1
Tourist, Dade	1
Seffenner, Hillsborough	1
Seminole, Lee	1
Saint Petersburg, Charlotte	1
Puerto Rico, Unknown	1
Punta Gorda, Unknown	1
Randolph, Orange	1
Rivera Beach, Palm Beach	1
Saint Augustine, Flagler	1
Sunrtise, Dade	1
Tallahassee, Madison	1
Stratford, Broward	1
Pembroke Pines, Orange	1
Pensacola, Sumter	1
Paducah, Manatee	1
Palm Coast, Unknown	1
Perth Amboy, Hillsborough	1
Port Orange, Brevard	1
Powell, Lee	1
Newberry, Levy	1
North Laud, Unknown	1
Ocala, Citrus	1
Ocoee, Unknown	1
Odessa, Dade	1
Oldsra, Manatee	1
Orlando, Jackson	1
Orlando, Lee	1
Prattville, Hillsborough	1
Prestonsburg, Bay	1
Quincy, Jackson	1
Rapid City, Broward	1
Russellville, Bay	1
Sagamore Beach, Charlotte	1
Saint Augustine, Broward	1



# COVID-19: characteristics of 1,974,051 Florida resident cases

Data through Mar 21, 2021 verified as of Mar 22, 2021 at 09:25 AM

Data in this report are provisional and subject to change.

The table below includes the cities and counties of residence for cases in Florida residents based on the patient's ZIP Code. Note that city is not always received as part of the initial notification and may be missing while the case is being investigated.

City and county	Cases
Saint Cloud, Palm Beach	1
Petersburg, Manatee	1
Piassa, Putnam	1
Saint Joseph, Volusia	1
San Antonio, Orange	1
Sanford, Unknown	1
Seminole, Leon	1
Suitland, Volusia	1
Shalimar, Unknown	1
Shirley, Flagler	1
Oldsmar, Hillsborough	1
Olean, Alachua	1
North Palm Beach, Orange	1
Northport, Sarasota	1
Oakland, Lee	1
Missing, Levy	1
Myakka City, Sarasota	1
New Middletown, Hillsborough	1
New Port Richey, Pinellas	1
New Port Richey, Unknown	1
Newberry, Marion	1
Newtown, Lake	1
Orlo Vista, Orange	1
Other, Dade	1
Palm Beach Gardens, Unknown	1
Palmetto Bay, Palm Beach	1
Palmetto, Pasco	1
Parma, Manatee	1
Pass-A-Grille Beach, Pinellas	1
Syracuse, Polk	1
Tallahassee, Dade	1
Tamarac, Dade	1
Tampa, Unknown	1
Tavares, Orange	1
Tequesta, Martin	1
Topsham, Manatee	1
Town Of Nocatee, St. Johns	1
Troy, Manatee	1
Unkn, Duval	1
Waipahu, Santa Rosa	1
Ward, Polk	1
Wellborn, Columbia	1
Sunbright, Palm Beach	1
Winter Garden, Duval	1
Woodbine, Nassau	1
West Apim Beach, Palm Beach	1
West Yarmouth, St. Lucie	1
Venetian Islands, Dade	1
Yulee, St. Johns	1
Zephyrhills, Hillsborough	1
Matawan, Palm Beach	1
Mckinney, Broward	1
Miamc, Dade	1
Milford, Lee	1
Missing, Okeechobee	1
Monroe Township, Palm Beach	1
Moore Haven, Okeechobee	1
Morrisville, Unknown	1
Lake Butler, Alachua	1

# COVID-19: characteristics of 1,974,051 Florida resident cases

Data through Mar 21, 2021 verified as of Mar 22, 2021 at 09:25 AM

Data in this report are provisional and subject to change.

The table below includes the cities and counties of residence for cases in Florida residents based on the patient's ZIP Code. Note that city is not always received as part of the initial notification and may be missing while the case is being investigated.

City and county	Cases
Kingsland, Nassau	1
Knoxville, Bay	1
Ldhl, Broward	1
Las Vegas, Palm Beach	1
Longwood, Volusia	1
Lincoln, St. Lucie	1
Little Neck, Lee	1
Jupiter, St. Lucie	1
Kenilworth, Leon	1
Key West, Duval	1
Keys West, Unknown	1
Jacksonville, Orange	1
Jefferson, Dade	1
Jonesboro, Leon	1
Inverness, Marion	1
Inwood, Broward	1
Irvine, Marion	1
Istachatta, Hernando	1
Homeless, Monroe	1
Homeless, Pinellas	1
Howell, Dade	1
Hudson, Hernando	1
Hoclywsod, Dade	1
Holiday, Pinellas	1
Hernando, Marion	1
Hialeah, Collier	1
Indian Rocks Beach, Duval	1
Indiantown, Palm Beach	1
Inglewood, Sarasota	1
Dallas, Hernando	1
Dearborn, Broward	1
Deer Park, Dade	1
Carmel, Orange	1
Cedar Springs, Hernando	1
Caracas, Dade	1
Coconut Ck, Unknown	1
Chicago, Unknown	1
Brooklyn, Dade	1
Brooklyn, Lee	1
Bonnie, Broward	1
Boston, Broward	1
Bel Air, Collier	1
Apopka, Clay	1
Asheville, Highlands	1
Astoria, Broward	1
Atmore, Escambia	1
Bartow, Hardee	1
O, Manatee	1
Acworth, Okaloosa	1
Alachua, Duval	1
Alpharetta, Broward	1
Downingtown, Broward	1
Downingtown, Hillsborough	1
Dpo, Santa Rosa	1
Dunedin, Unknown	1
Deerfield, Dade	1
Deland, Seminole	1
Dayton, Lake	1
Daytona Beach, Pinellas	1

# COVID-19: characteristics of 1,974,051 Florida resident cases

Data through Mar 21, 2021 verified as of Mar 22, 2021 at 09:25 AM

Data in this report are provisional and subject to change.

The table below includes the cities and counties of residence for cases in Florida residents based on the patient's ZIP Code. Note that city is not always received as part of the initial notification and may be missing while the case is being investigated.

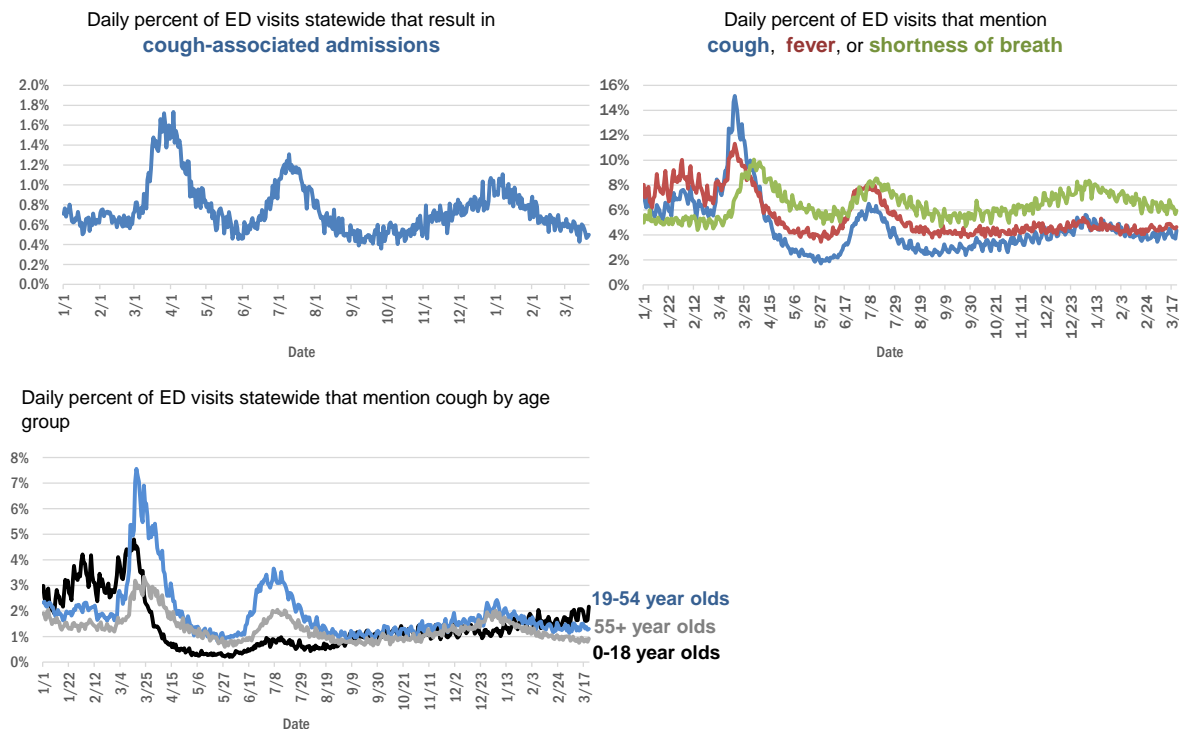
City and county	Cases
Erie, Monroe	1
East Palatka, Hillsborough	1
Eastpoint, Leon	1
Deltona, Seminole	1
Fort Lauderdale, Leon	1
Fort Myers, Sarasota	1
Fort Pierce, Palm Beach	1
Fort White, Clay	1
Garden City, Alachua	1
Gaylord, Orange	1
Gotcha, Orange	1
Greensburg, Palm Beach	1
Haines City, Osceola	1
Hallandale, Unknown	1
Helen, Bay	1
<b>Total</b>	<b>1,974,051</b>

# COVID-19: additional surveillance information

Data through Mar 21, 2021 verified as of Mar 22, 2021 at 09:25 AM

Data in this report are provisional and subject to change.

## Statewide emergency department (ED) chief complaint and admission data



The Electronic Surveillance System for the Early Notification of Community-Based Epidemics (ESSENCE-FL) includes chief complaint data from 211 of 211 Florida EDs. Data are transmitted electronically to ESSENCE-FL daily or hourly.

# COVID-19: testing by laboratory

Data through Mar 21, 2021 verified as of Mar 22, 2021 at 09:25 AM

Data in this report are provisional and subject to change.

The numbers in the table below represent the number of Florida and non-Florida residents for whom test results were received by the Department of Health. A person can be tested by more than one laboratory and can have both positive and negative results. **Therefore, the sum of the numbers in each column will be larger than the total number of people tested.**

Reporting lab	Inconclusive	Negative	Positive	Percent positive	Total
CURATIVE LABS	14,807	1,589,684	241,986	13%	1,846,477
LABORATORY CORPORATION OF AMERICA	2,554	1,616,706	219,979	12%	1,839,239
QUEST DIAGNOSTICS	11,839	1,370,037	201,433	13%	1,583,309
BIO REFERENCE LABORATORIES, INC	7,567	937,007	179,851	16%	1,124,425
HELIX	8,905	649,976	113,305	15%	772,186
REALTOX LABS LLC	6,519	597,491	98,157	14%	702,167
NOMI_HEALTH	2,843	454,996	62,467	12%	520,306
RCA LABORATORY SERVICES, LLC/GENETWORX		416,147	44,787	10%	460,934
GENETWORX	661	390,597	32,976	8%	424,234
CDR MAGUIRE - HEALTH CARE CENTER		338,623	51,551	13%	390,174
PALM BEACH BALLPARK		238,360	24,110	9%	262,470
PWNHEALTH	1,600	219,395	29,205	12%	250,200
IMPACT HEALTH BIOMETRIC TESTING, INC	1,041	221,237	26,235	11%	248,513
EAST FLORIDA STATE COLLEGE - BREVARD		212,886	26,986	11%	239,872
BPHL-JACKSONVILLE	18	188,110	32,521	15%	220,649
NOMI HEALTH LAB SERVICES		172,673	19,915	10%	192,588
ADVENTHEALTH LAB	99	165,718	21,256	11%	187,073
FULGENT DIAGNOSTICS LABORATORY	3,351	154,695	17,370	10%	175,416
MAKO GENOMICS	7,774	140,072	25,548	15%	173,394
BPHL-MIAMI	225	146,232	24,429	14%	170,886
CB SMITH PARK		150,116	18,792	11%	168,908
MAYO CLINIC LABORATORIES	336	139,077	17,485	11%	156,898
ELABNETWORK	1,059	138,456	11,835	8%	151,350
BAYCARE LABORATORIES LLC	604	134,094	11,582	8%	146,280
MEMORIAL REGIONAL HOSPITAL SOUTH	27	116,173	23,668	17%	139,868
ASCENSION SACRED HEART HOSPITAL - PENSACOLA	2	115,395	17,909	13%	133,306
ORLANDO HEALTH SYSTEM	683	119,032	12,199	9%	131,914
NORTHWEST LABORATORY	246	121,083	6,475	5%	127,804
BIOCOLLECTIONS WORLDWIDE, INC	738	111,065	13,529	11%	125,332
AEGIS SCIENCES CORPORATION	998	101,613	16,868	14%	119,479
ADVENT HEALTH LAB	112	101,258	13,956	12%	115,326
MEDICAL DIAGNOSTIC LABORATORIES	976	98,589	14,220	12%	113,785
AKESOGEN		93,413	18,037	16%	111,450
TESTING MATTERS INC	788	93,173	16,428	15%	110,389
BPHL-TAMPA (SPECTRUM BLVD)	45	90,813	16,693	16%	107,551
UF HEALTH MEDICAL LAB	33	97,909	9,157	9%	107,099
TAMPA GENERAL HOSPITAL	4	93,067	8,912	9%	101,983
DIATHERIX LABORATORIES (VRL EUROFINS)	1	84,972	12,613	13%	97,586
KORVALABS, INC	1,285	91,566	4,706	5%	97,557
SUNPATH MEDICAL DIAGNOSTICS LABORATORY	826	78,282	12,046	13%	91,154
BAPTIST HEALTH SOUTH FLORIDA	362	78,688	12,029	13%	91,079
ASCENSION ST VINCENT'S - RIVERSIDE	1	71,638	10,111	12%	81,750
JACKSON MEMORIAL HOSPITAL CLINICAL LAB	79	63,995	11,579	15%	75,653
SOUTH MIAMI HOSPITAL LAB	445	65,776	9,389	12%	75,610
LAKELAND REGIONAL MEDICAL CENTER	129	66,527	8,702	12%	75,358
UF HEALTH SHANDS HOSPITAL	487	61,779	4,519	7%	66,785

# COVID-19: testing by laboratory

Data through Mar 21, 2021 verified as of Mar 22, 2021 at 09:25 AM

Data in this report are provisional and subject to change.

The numbers in the table below represent the number of Florida and non-Florida residents for whom test results were received by the Department of Health. A person can be tested by more than one laboratory and can have both positive and negative results. **Therefore, the sum of the numbers in each column will be larger than the total number of people tested.**

Reporting lab	Inconclusive	Negative	Positive	Percent positive	Total
AMERICAN HEALTH ASSOCIATES	9	60,661	5,199	8%	65,869
INGENIOUS PERSONALIZED MEDICINE	210	54,177	10,943	17%	65,330
AIT LABORATORIES		53,198	6,498	11%	59,696
APPLIED INGENUITY DIAGNOSTICS LLC		53,526	2,445	4%	55,971
BAPTIST HEALTH - JACKSONVILLE	4	49,692	3,981	7%	53,677
ARUP LABORATORIES	16	50,088	2,925	6%	53,029
GENESIS REFERENCE LABORATORIES		47,131	5,173	10%	52,304
TALLAHASSEE MEMORIAL HOSPITAL	240	44,429	5,504	11%	50,173
MINUTECLINIC LLC		42,590	7,152	14%	49,742
SARASOTA MEMORIAL HOSPITAL MAIN LAB	12	43,621	3,754	8%	47,387
ADVENTIST HEALTH SYSTEMS SUNBELT INC DBA		41,804	4,999	11%	46,803
BROWARD GENERAL MEDICAL CENTER-CLINICAL LAB	2	41,465	4,541	10%	46,008
VIRACOR EUROFINS		35,797	9,842	22%	45,639
NICKLAUS CHILDREN'S HOSPITAL	70	39,474	5,226	12%	44,770
FLORIDA HOSPITAL - TAMPA	37	40,661	3,350	8%	44,048
MILLENNIUM PHYSICIAN GROUP	17	35,267	6,810	16%	42,094
DWIC OF TAMPA BAY INC		36,220	4,511	11%	40,731
LEE HEALTH - CAPE CORAL HOSPITAL	3	34,816	5,661	14%	40,480
UNIVERSITY OF MIAMI HOSPITAL	140	36,270	3,700	9%	40,110
UF HEALTH JACKSONVILLE	53	34,481	4,015	10%	38,549
MEDFAST URGENT CARE CENTERS, LLC	20	33,336	4,997	13%	38,353
ECCO LAB GROUP CO	523	32,110	4,649	12%	37,282
ORANGE COUNTY CONVENTION CENTER		33,330	3,703	10%	37,033
MIAMI DADE COUNTY		32,091	3,527	10%	35,618
WALGREENS	35	29,659	5,476	16%	35,170
NORTH FLORIDA REGIONAL MEDICAL CENTER		29,724	3,474	10%	33,198
MOUNT SINAI MEDICAL CENTER	10	29,788	3,193	10%	32,991
INTEGRATED REGIONAL LABORATORIES LLP	10	28,438	4,159	13%	32,607
ST JOSEPHS HOSPITAL LABORATORY	23	28,429	3,624	11%	32,076
BRANDON REGIONAL HOSPITAL		28,279	3,668	11%	31,947
JUPITER MEDICAL CENTER LAB	82	28,421	2,771	9%	31,274
STS LAB 2 LLC	6	29,533	1,548	5%	31,087
GENESIS MEDICAL LABORATORY	406	24,770	4,513	15%	29,689
NIGHT LITE PEDIATRIC CENTER LLC		26,260	2,841	10%	29,101
JFK MEDICAL CENTER LAB	1	25,594	3,293	11%	28,888
PALMETTO GENERAL HOSPITAL LAB	3	23,736	4,718	17%	28,457
WATSON CLINIC LLP		22,684	5,208	19%	27,892
HOLY CROSS HOSPITAL CLINICAL LAB	1	25,102	2,375	9%	27,478
MALABAR MEDICAL WALK IN CLINIC	1	21,853	4,506	17%	26,360
AVENTUS BIO LABS	16	22,688	3,267	13%	25,971
HEALTHLINK DIAGNOSTIC LABORATORIES	293	23,271	2,387	9%	25,951
INFINITY BIOLOGIX LLC (GINKO BIOWORKS)	96	24,103	1,118	4%	25,317
ACCESS DX LABORATORY	224	22,521	2,093	8%	24,838
AMELIA EARHART		20,905	3,183	13%	24,088

# COVID-19: testing by laboratory

Data through Mar 21, 2021 verified as of Mar 22, 2021 at 09:25 AM

Data in this report are provisional and subject to change.

The numbers in the table below represent the number of Florida and non-Florida residents for whom test results were received by the Department of Health. A person can be tested by more than one laboratory and can have both positive and negative results. **Therefore, the sum of the numbers in each column will be larger than the total number of people tested.**

Reporting lab	Inconclusive	Negative	Positive	Percent positive	Total
MORTON PLANT HOSPITAL-ADLER INSTITUTE	26	21,090	2,547	11%	23,663
PANCARE OF FLORIDA INC		20,596	2,492	11%	23,088
LAB DIAGNOSTICS LLC	393	16,957	5,337	24%	22,687
DRS CLACK SPENCER WHITE & MCCORMACK PA D/B/A		20,357	2,040	9%	22,397
STATLAB_MOBILE	1	20,341	2,054	9%	22,396
CLEVELAND CLINIC HOSPITAL LAB	4	19,753	2,374	11%	22,131
SAINT MARY'S MEDICAL CENTER	24	19,809	2,258	10%	22,091
NAPLES COMMUNITY HOSPITAL	72	19,669	2,033	9%	21,774
CLEVELAND CLINIC TRADITION HOSPITAL		20,112	1,502	7%	21,614
UNITED CLINICAL LABORATORY LLC	3	19,084	2,507	12%	21,594
PATIENTS FIRST LAKE ELLA MEDICAL CENTER PA		17,650	3,266	16%	20,916
ADVENT HEALTH - DAYTONA BEACH	32	18,890	1,705	8%	20,627
EXACT SCIENCES LABORATORIES		18,177	2,307	11%	20,484
BAYFRONT HEALTH - ST PETERSBURG	17	17,620	2,447	12%	20,084
OSCEOLA REGIONAL MEDICAL CENTER	1	16,872	2,342	12%	19,215
LEESBURG REGIONAL MEDICAL CENTER		16,487	2,259	12%	18,746
HOMESTEAD HOSPITAL CLINICAL LABORATORY	27	15,162	3,234	18%	18,423
MEMORIAL HOSPITAL JACKSONVILLE	8	15,178	2,765	15%	17,951
CLARITY LAB SOLUTIONS	94	15,912	1,932	11%	17,938
NORTHWEST MEDICAL CENTER	1	15,427	2,141	12%	17,569
HEALTH CENTER AT SINAI RESIDENCES		16,930	506	3%	17,436
BIOCERNA LABS	461	14,582	2,112	12%	17,155
ORANGE PARK MEDICAL CENTER	9	14,428	2,661	16%	17,098
INDIAN RIVER PATHOLOGY LLC		15,694	1,274	8%	16,968
BETHESDA HOSPITAL EAST		15,135	1,516	9%	16,651
OAK HILL HOSPITAL		14,727	1,830	11%	16,557
ACCESS MEDICAL LABORATORIES	4	8,473	8,013	49%	16,490
DELRAY MEDICAL CENTER LAB	3	14,771	1,674	10%	16,448
VISTA CLINICAL DIAGNOSTICS	487	14,047	1,796	11%	16,330
WELLINGTON REGIONAL MED CTR LAB	6	14,468	1,797	11%	16,271
LAWNWOOD REGIONAL MEDICAL CENTER	1	13,929	2,223	14%	16,153
WEST KENDALL BAPTIST HOSPITAL	13	12,962	2,964	19%	15,939
MEMORIAL REGIONAL HOSPITAL CLINICAL LABORATORY	10	14,902	1,013	6%	15,925
FULGENT DIAGNOSTICS	171	14,746	984	6%	15,901
BAPTIST HEALTH - SOUTH		14,312	1,213	8%	15,525
THE HEALTHCARE DISTRICT OF PALM BEACH COUNTY	50	13,502	1,952	13%	15,504
MIAMI BEACH CONVENTION CENTER		14,510	876	6%	15,386
LARGO MEDICAL CENTER		13,585	1,645	11%	15,230
WINTER HAVEN HOSPITAL CLINICAL LABORATORY	4	12,854	2,294	15%	15,152
ADVENTHEALTH CENTRA CARE LAKE BUENA VISTA		13,390	1,732	11%	15,122
BAPTIST HEALTHCARE - BAPTIST HOSPITAL	5	11,912	3,177	21%	15,094
LEE HEALTH - LEE MEMORIAL HOSPITAL		11,286	3,621	24%	14,907
PRIVA PATH LABS	77	13,847	951	6%	14,875
UHEALTH CORAL GABLES/LENNAR MED CTR	40	13,888	941	6%	14,869

# COVID-19: testing by laboratory

Data through Mar 21, 2021 verified as of Mar 22, 2021 at 09:25 AM

Data in this report are provisional and subject to change.

The numbers in the table below represent the number of Florida and non-Florida residents for whom test results were received by the Department of Health. A person can be tested by more than one laboratory and can have both positive and negative results. **Therefore, the sum of the numbers in each column will be larger than the total number of people tested.**

Reporting lab	Inconclusive	Negative	Positive	Percent positive	Total
NONA SCIENTIFIC	5	11,431	3,133	22%	14,569
MOLECULAR INFECTIOUS DISEASES	505	13,540	483	3%	14,528
INDIAN RIVER MEDICAL CENTER LAB		13,669	852	6%	14,521
MEDRITE MEDICAL CARE, PC	6,839	6,994	654	5%	14,487
WEST FLORIDA HOSPITAL LAB	1	11,452	3,031	21%	14,484
CARDIOPATH	84	12,511	1,850	13%	14,445
MEDICAL CENTER OF TRINITY CLINICAL LABORATORY	2	12,873	1,464	10%	14,339
NEMOURS CHILDRENS HOSPITAL	1	13,497	804	6%	14,302
PALMS WEST HOSPITAL LAB	2	12,330	1,955	14%	14,287
WESTSIDE REGIONAL MED CTR	2	11,856	2,027	15%	13,885
GOOD SAMARITAN MEDICAL CENTER LAB	2	12,098	1,780	13%	13,880
MERCY HOSPITAL A CAMPUS OF PLANTATION GEN HOSP LAB	1	11,613	2,088	15%	13,702
REGIONAL MEDICAL CENTER BAYONET POINT	2	12,353	1,056	8%	13,411
THE VILLAGES REGIONAL HOSPITAL		11,906	1,363	10%	13,269
GULF COAST MEDICAL CENTER MICROLAB		10,436	2,810	21%	13,246
LABS ASAP LLC		11,920	1,243	9%	13,163
SYNERGY DIAGNOSTIC LABORATORY	96	11,363	1,493	12%	12,952
NATIONWIDE LABORATORY SERVICES INC	427	10,845	1,516	12%	12,788
ST ANTHONY'S HOSPITAL LAB	30	11,176	1,546	12%	12,752
AVENTURA HOSPITAL LAB		10,305	2,383	19%	12,688
CORAL GABLES HOSPITAL CLINICAL LABORATORY		10,714	1,934	15%	12,648
CAPITAL REGIONAL MEDICAL CTR		10,117	2,382	19%	12,499
BLAKE MEDICAL CENTER		10,867	1,501	12%	12,368
HALIFAX MEDICAL CENTER LAB	37	10,524	1,798	15%	12,359
WEST BOCA MEDICAL CENTER LAB		11,431	911	7%	12,342
BAPTIST HEALTH SOUTH FLORIDA - WEST KENDALL URGENT CARE		10,334	1,999	16%	12,333
MANATEE MEMORIAL HOSPITAL		11,123	1,038	9%	12,161
LAKE CITY HM		11,147	988	8%	12,135
LEE HEALTH - HEALTH PARK MEDICAL CENTER		10,155	1,907	16%	12,062
BINAXNOW	9	9,174	2,864	24%	12,047
GENOVA DIAGNOSTICS LABORATORY	65	10,867	1,060	9%	11,992
PRECISION HEALTH RESOURCES LLC		11,227	756	6%	11,983
ST JOSEPHS HOSPITAL	18	10,277	1,644	14%	11,939
PWN HEALTH	17	9,845	2,074	17%	11,936
FLORIDA HOSPITAL WATERMAN LABORATORY	70	10,997	862	7%	11,929
FLORIDA LABORATORY ANALYSIS		10,428	1,486	12%	11,914
PALM BEACH GARDENS MEDICAL CTR LAB		10,691	1,156	10%	11,847
ST MARKS HOSPITAL LABORATORY B	78	10,627	1,002	9%	11,707
PATHNOSTICS	41	9,258	2,391	20%	11,690
LARKIN COMMUNITY HOSPITAL	10	10,009	1,506	13%	11,525
COAST DIAGNOSTICS LLC	45	10,178	1,239	11%	11,462
FLORIDA HOSPITAL HEARTLAND MED CTR CLINICAL LAB	33	9,894	1,440	13%	11,367
LAKE CITY MEDICAL CENTER		9,034	2,206	20%	11,240
PLANTATION GENERAL HOSPITAL		9,455	1,712	15%	11,167
MEASE COUNTRYSIDE LAB	14	9,848	1,223	11%	11,085
VIKOR SCIENTIFIC	49	9,193	1,813	16%	11,055



# COVID-19: testing by laboratory

Data through Mar 21, 2021 verified as of Mar 22, 2021 at 09:25 AM

Data in this report are provisional and subject to change.

The numbers in the table below represent the number of Florida and non-Florida residents for whom test results were received by the Department of Health. A person can be tested by more than one laboratory and can have both positive and negative results. **Therefore, the sum of the numbers in each column will be larger than the total number of people tested.**

Reporting lab	Inconclusive	Negative	Positive	Percent positive	Total
EXPRESS GENE MOLECULAR DIAGNOSTICS LABORATORY		9,321	1,465	14%	10,786
PHYSICIANS REGIONAL MEDICAL CENTER - PINE RIDGE RD	1	9,632	1,140	11%	10,773
FLORIDA MEDICAL CENTER - A CAMPUS OF NORTH SHORE	2	9,466	1,298	12%	10,766
ADVENT HEALTH - WESLEY CHAPEL	14	9,706	1,006	9%	10,726
CENTRAL FLORIDA REGIONAL HOSPITAL		9,468	1,098	10%	10,566
DOCTORS HOSPITAL	7	8,860	1,694	16%	10,561
AMERICAN FAMILY CARE	1	6,091	4,410	42%	10,502
LARKIN COMMUNITY HOSPITAL INC DBA CARDIOTROPIC		6,819	3,620	35%	10,439
NORTHSIDE HOSPITAL AND HEART INSTITUTE		9,330	1,037	10%	10,367
CernerELR_Advent		9,013	1,330	13%	10,343
LEON MEDICAL CENTERS LLC		8,176	2,145	21%	10,321
SARKIS CLINICAL TRIALS	25	9,015	1,277	12%	10,317
ADVENTHEALTH CENTRA CARE WATERFORD LAKES		8,646	1,659	16%	10,305
NCF DIAGNOSTICS & DNA TECHNOLOGIES LAB	164	9,544	515	5%	10,223
CORAL SPRINGS MED CTR		9,194	993	10%	10,187
JOHNS HOPKINS ALL CHILDREN'S HOSPITAL		9,432	655	6%	10,087
FLORIDA HOSPITAL DELAND	10	8,847	1,229	12%	10,086
LABSTAT LLC	10	9,486	447	4%	9,943
SRQ DRIVE THROUGH		8,944	905	9%	9,849
AVECINA MEDICAL	4	6,203	3,577	37%	9,784
AVECINA	20	9,006	704	7%	9,730
P4 CLINICAL, LLC	204	8,564	959	10%	9,727
BAPTIST HEALTH SOUTH FLORIDA - COUNTRY WALK URGENT CARE		8,007	1,672	17%	9,679
HEALTHQUEST ESOTERICS		8,188	1,466	15%	9,654
PALM BEACH BALL PARK		8,607	1,024	11%	9,631
WEST PALM HOSPITAL LAB		8,844	755	8%	9,599
BOSTON HEART DIAGNOSTICS CORP		8,328	1,201	13%	9,529
ADVENTHEALTH CENTRA CARE ST CLOUD	1	8,185	1,295	14%	9,481
OCALA REGIONAL MEDICAL CENTER		8,109	1,204	13%	9,313
MEDARBOR DIAGNOSTICS	1	8,174	1,128	12%	9,303
BROWARD HEALTH NORTH CLINICAL LABORATORY		8,189	1,039	11%	9,228
SYNERGY LABORATORIES	32	8,039	1,129	12%	9,200
NORTH SHORE MEDICAL CENTER		7,606	1,544	17%	9,150
FLORIDA HOSPITAL FLAGLER	29	8,227	839	9%	9,095
FLORIDA HOSPITAL ZEPHYRHILLS	10	8,004	995	11%	9,009
CERNERELR_BAYCARE	43	8,320	616	7%	8,979
INFORM DIAGNOSTICS, INC		8,459	506	6%	8,965
LEE HEALTH - GULF COAST MEDICAL CENTER	2	7,191	1,738	19%	8,931
FLORIDA HOSPITAL OF CARROLLWOOD	23	7,623	1,230	14%	8,876
H LEE MOFFITT CANCER CENTER LABORATORY	2	8,626	239	3%	8,867
SANTA ROSA MEDICAL CENTER	2	7,184	1,453	17%	8,639
BAPTIST HEALTH - BEACHES		7,866	651	8%	8,517
GENE BY GENE, GENOMICS RESEARCH CENTER LAB	44	7,881	544	6%	8,469
CLEVELAND CLINIC MARTIN SOUTH HOSPITAL	1	7,502	913	11%	8,416
SOUTH BAY HOSPITAL CLINICAL LAB	1	7,498	890	11%	8,389
BAPTIST HEALTH SOUTH FLORIDA - MIAMI LAKES URGENT CARE		6,561	1,773	21%	8,334

# COVID-19: testing by laboratory

Data through Mar 21, 2021 verified as of Mar 22, 2021 at 09:25 AM

Data in this report are provisional and subject to change.

The numbers in the table below represent the number of Florida and non-Florida residents for whom test results were received by the Department of Health. A person can be tested by more than one laboratory and can have both positive and negative results. **Therefore, the sum of the numbers in each column will be larger than the total number of people tested.**

Reporting lab	Inconclusive	Negative	Positive	Percent positive	Total
AVECINA MEDICAL OAKLEAF	3	6,977	1,330	16%	8,310
BAYCARE COMMUNITY HEALTH		8,032	193	2%	8,225
MEMORIAL HOSPITAL WEST LABORATORY SERVICES	14	7,464	745	9%	8,223
ANNE BATES LEACH EYE HOSPITAL/ ABLEH MICROBIOLOGY LABORATORY	9	8,089	115	1%	8,213
CERNERELR_BAPTISTMIAMI	31	7,313	862	11%	8,206
POINCIANA MEDICAL CENTER		6,441	1,752	21%	8,193
ADVENTHEALTH CENTRA CARE CLERMONT		7,004	1,098	14%	8,102
ADVENTHEALTH CENTRA CARE UNIVERSITY	1	7,143	903	11%	8,047
CLEVELAND CLINIC MARTIN NORTH HOSPITAL		7,142	904	11%	8,046
MEMORIAL HOSPITAL MICRO		7,474	527	7%	8,001
ISPM LABS, LLC DBA CAPSTONE DIAGNOSTICS, LLC		7,541	393	5%	7,934
WEST MARION COMMUNITY HOSPITAL LAB		6,577	1,312	17%	7,889
ADVENTHEALTH CENTRA CARE WINTER PARK		7,031	784	10%	7,815
ADVENTHEALTH CENTRA CARE WINTER GARDEN	1	6,943	865	11%	7,809
ST LUCIE MEDICAL CENTER		6,307	1,479	19%	7,786
KD MEDICAL CHOICE LLC	5	6,982	728	9%	7,715
INDIAN RIVER MEDICAL CENTER		6,690	936	12%	7,626
LAKEWOOD RANCH MEDICAL CENTER		7,013	593	8%	7,606
NCH DOWNTOWN NAPLES HOSPITAL	15	6,917	654	9%	7,586
NCH NORTH NAPLES HOSPITAL LAB	15	6,733	830	11%	7,578
FLORIDA HOSPITAL FISH MEMORIAL	19	6,410	1,122	15%	7,551
MORTON PLANT-MEASE	5	6,801	713	9%	7,519
FLORIDA HOSPITAL Ocala		6,527	945	13%	7,472
ADVENTHEALTH CENTRA CARE LAKELAND	1	6,503	959	13%	7,463
ARCPPOINT LABS OF FORT MYERS	4	6,551	905	12%	7,460
BAPTIST HEALTH SOUTH FLORIDA - WESTCHESTER URGENT CARE		5,957	1,288	18%	7,245
ATLANTIS URGENT CARE	12	5,553	1,636	23%	7,201
ADVENTHEALTH CENTRA CARE LEE ROAD		6,462	737	10%	7,199
ADVENTHEALTH CENTRA CARE DR PHILLIPS		6,440	673	9%	7,113
HIALEAH HOSPITAL	4	5,475	1,542	22%	7,021
ADVENTHEALTH CENTRA CARE HUNTERS CREEK	3	6,007	916	13%	6,926
NCH NORTH NAPLES HOSPITAL	8	6,216	700	10%	6,924
BAYFRONT HEALTH - PORT CHARLOTTE		6,365	533	8%	6,898
BAPTIST HEALTH SOUTH FLORIDA - DORAL URGENT CARE		5,538	1,349	20%	6,887
AVERO DIAGNOSTICS - IRVING	11	6,355	471	7%	6,837
LUMINUS DIAGNOSTICS		6,275	556	8%	6,831
ADVENTHEALTH CENTRA CARE SANFORD		6,016	793	12%	6,809
OVIEDO MEDICAL CENTER		6,062	702	10%	6,764
HOLIDAY CVS LLC		6,394	340	5%	6,734
BAPTIST HEALTH - NASSAU		6,339	355	5%	6,694
MEDEXPRESS URGENT CARE	2	4,589	2,101	31%	6,692
ADVENTHEALTH CENTRA CARE LAKE MARY	2	5,822	861	13%	6,685
COMMUNITY HEALTH CENTERS OF PINELLAS INC		5,243	1,389	21%	6,632
ADVENTHEALTH CENTRA CARE MOUNT DORA		5,592	1,027	16%	6,619
VISTA CLINICAL	8	3,877	2,712	41%	6,597
ADVENTHEALTH CENTRA CARE APOPKA	1	5,661	915	14%	6,577

# COVID-19: testing by laboratory

Data through Mar 21, 2021 verified as of Mar 22, 2021 at 09:25 AM

Data in this report are provisional and subject to change.

The numbers in the table below represent the number of Florida and non-Florida residents for whom test results were received by the Department of Health. A person can be tested by more than one laboratory and can have both positive and negative results. **Therefore, the sum of the numbers in each column will be larger than the total number of people tested.**

Reporting lab	Inconclusive	Negative	Positive	Percent positive	Total
QDX PATHOLOGY SERVICES	2	6,175	394	6%	6,571
IMPERIAL POINT MEDICAL CENTER		5,980	564	9%	6,544
UNKNOWN	3	3,411	3,109	48%	6,523
ADVENTHEALTH CENTRA CARE KISSIMMEE		5,859	646	10%	6,505
MEDEXPRESS URGENT CARE OF BOYNTON BEACH LLC		5,992	499	8%	6,491
ADVENTIST HEALTH SYSTEMS, SUNBELT INC		5,571	805	13%	6,376
SOLARIS DIAGNOSTICS	10	5,786	578	9%	6,374
ST JOSEPHS NORTH HOSPITAL LAB	7	5,445	906	14%	6,358
ST PETERSBURG GENERAL HOSPITAL		5,399	958	15%	6,357
EMERALD COAST URGENT CARE		4,891	1,463	23%	6,354
SUNCOAST PATHOLOGY ASSOCIATES		5,701	537	9%	6,238
FORT WALTON BEACH MEDICAL CENTER		5,295	895	14%	6,190
CLINICAL REFERENCE LABORATORY	2	5,848	306	5%	6,156
EMPIRE CITY LABORATORIES INC	73	5,195	841	14%	6,109
EGLIN AIR FORCE BASE	13	4,461	1,621	27%	6,095
ADVENTHEALTH CENTRA CARE ALTAMONTE		5,334	754	12%	6,088
DYNIX DIAGNOSTIX		5,511	553	9%	6,064
MEDEXPRESS URGENT CARE HUDSON		5,199	806	13%	6,005
LEE HEALTH CONVENIENT CARE - PAGE FIELD		5,269	683	11%	5,952
FLORIDA HOSPITAL NORTH PINELLAS	11	5,446	482	8%	5,939
BAYFRONT HEALTH - VENICE REGIONAL MEDICAL	1	5,374	537	9%	5,912
ACUTIS DIAGNOSTICS	20	4,801	1,042	18%	5,863
NORTHWEST FLORIDA COMMUNITY HOSPITAL	44	4,378	1,427	24%	5,849
BAPTIST HEALTH SOUTH FLORIDA - PEMBROKE PINES URGENT CARE		4,860	976	17%	5,836
PARAMOUNT URGENT CARE	2	2,935	2,872	49%	5,809
MICROGEN DX	4	5,079	703	12%	5,786
FAU		5,375	398	7%	5,773
ADVENTHEALTH CENTRA CARE AZALEA PARK		4,947	808	14%	5,755
URGENT CARE OF THE PALM BEACHES		4,825	909	16%	5,734
AHCC WESLEY CHAPEL		5,115	615	11%	5,730
ADVENTHEALTH EXPRESS CARE		4,625	1,006	18%	5,631
ADVENTHEALTH CENTRA CARE OVIEDO		4,819	796	14%	5,615
ANGEL KIDS PEDIATRICS		5,288	312	6%	5,600
SOUTH FLORIDA BAPTIST HOSPITAL MICRO	4	4,651	925	17%	5,580
LEE DAVIS COMMUNITY RESOURCE CENTER		4,834	704	13%	5,538
PRO CLINIC		4,446	1,071	19%	5,517
DOCTORS URGENT CARE LLC	1	4,494	1,018	18%	5,513
SUNRISE MEDICAL LABORATORIES	2	5,125	381	7%	5,508
PUTNAM COMMUNITY MEDICAL CENTER		4,810	693	13%	5,503
TROPICANA FIELD - LOT 2□	19	4,936	491	9%	5,446
ADVENT HEALTH - HEART OF FLORIDA ER	1	4,698	731	13%	5,430
MINUTECLINIC		4,639	757	14%	5,396
COASTAL MED URGENT CARE		3,894	1,495	28%	5,389
MINUTECLINIC LLC #3703		4,369	944	18%	5,313
MEDICAL DNA LABS LLC	3	4,833	466	9%	5,302
ADVENTHEALTH CENTRA CARE LONGWOOD		4,647	636	12%	5,283

# COVID-19: testing by laboratory

Data through Mar 21, 2021 verified as of Mar 22, 2021 at 09:25 AM

Data in this report are provisional and subject to change.

The numbers in the table below represent the number of Florida and non-Florida residents for whom test results were received by the Department of Health. A person can be tested by more than one laboratory and can have both positive and negative results. **Therefore, the sum of the numbers in each column will be larger than the total number of people tested.**

Reporting lab	Inconclusive	Negative	Positive	Percent positive	Total
MARTIN HOSPITAL SOUTH LAB		4,966	290	6%	5,256
BAPTIST HEALTH SOUTH FLORIDA - CORAL SPRINGS URGENT CARE		4,468	732	14%	5,200
ESCAMBIA COMMUNITY CLINICS INC	8	3,912	1,266	24%	5,186
FLORIDA FAMILY LABORATORY, INC DBA	41	4,712	423	8%	5,176
HEALTH FIRST ADVENTHEALTH CENTRA CARE - TITUSVILLE		4,397	779	15%	5,176
ADVENTHEALTH CENTRA CARE ORANGE LAKE		4,585	588	11%	5,173
ADVENTHEALTH CENTRA CARE SOUTH ORANGE		4,457	715	14%	5,172
UNIVERSITY HOSPITAL AND MEDICAL CENTER		3,942	1,227	24%	5,169
FLORIDA COMMUNITY HEALTH CENTER		4,065	1,069	21%	5,134
LABORATORY OF FLORIDA LLC	41	4,665	400	8%	5,106
URGENT CARE CURE	2	4,390	714	14%	5,106
TRINITY SPRINGS		4,372	729	14%	5,101
ADVENTHEALTH CENTRA CARE PORT ORANGE		4,292	795	16%	5,087
BAPTIST HEALTH - NORTH		4,001	1,079	21%	5,080
DOCTORS URGENT CARE OF LUTZ LLC	1	4,073	978	19%	5,052
PALMS OF PASADENA HOSPITAL		4,477	536	11%	5,013
MEDEXPRESS URGENT CARE - ROYAL PALM BEACH		4,476	526	11%	5,002
ADVENTHEALTH CENTRA CARE SAND LAKE		4,467	519	10%	4,986
MEDEXPRESS URGENT CARE - ESTERO		4,472	504	10%	4,976
MINUTECLINIC LLC #1067		4,275	647	13%	4,922
MEDCOMP SCIENCES LLC	109	2,874	1,933	39%	4,916
ADVENTHEALTH CENTRA CARE LEESBURG		4,013	890	18%	4,903
BAPTIST HEALTH SOUTH FLORIDA - TAMiami TRAIL URGENT CARE		3,952	946	19%	4,898
BAPTIST HEALTH SOUTH FLORIDA - KENDALE LAKES URGENT CARE		3,947	945	19%	4,892
WESTCHESTER HOSPITAL	23	3,966	902	18%	4,891
THE CENTER FOR URGENT CARE	3	4,088	799	16%	4,890
MEDEXPRESS URGENT CARE - GOLDEN GATE		4,332	556	11%	4,888
HEALTH FIRST ADVENTHEALTH CENTRA CARE GATEWAY	1	4,378	491	10%	4,870
DOCTORS HOSPITAL OF SARASOTA CLINICAL LABORATORY		4,232	613	13%	4,845
MINUTECLINIC LLC		4,154	670	14%	4,824
PEDIATRIC HEALTH CARE ALLIANCE PA		4,416	400	8%	4,816
TALLAHASSEE PRIMARY CARE ASSOCIATES		4,231	583	12%	4,814
MEDEXPRESS URGENT CARE PALM BEACH GARDENS		4,378	419	9%	4,797
RAULERSON HOSPITAL		3,938	797	17%	4,735
MINUTECLINIC LLC #8396		4,028	690	15%	4,718
BAPTIST HEALTH SOUTH FLORIDA - CORAL GABLES (UNIVERSITY) URGENT CARE		4,036	637	14%	4,673
BAPTIST HEALTH SOUTH FLORIDA - PINECREST URGENT CARE		3,985	645	14%	4,630
NIGHT LITE PEDIATRICS	4	3,342	1,254	27%	4,600
PREMIER MEDICAL	2	4,492	94	2%	4,588
SPORTS DRUG TESTING LABORATORY	74	4,368	132	3%	4,574
BAPTIST HEALTH SOUTH FLORIDA - CORAL GABLES URGENT CARE		3,800	773	17%	4,573
MEASE DUNEDIN HOSPITAL	5	4,054	467	10%	4,526
MOFFITT CANCER CENTER	6	4,398	97	2%	4,501
PARAMOUNT URGENT CARE - WINDERMERE	2	2,945	1,536	34%	4,483
BAYFRONT HEALTH - SEVEN RIVERS		4,053	382	9%	4,435
MEDEXPRESS URGENT CARE - LAKELAND		3,904	530	12%	4,434

# COVID-19: testing by laboratory

Data through Mar 21, 2021 verified as of Mar 22, 2021 at 09:25 AM

Data in this report are provisional and subject to change.

The numbers in the table below represent the number of Florida and non-Florida residents for whom test results were received by the Department of Health. A person can be tested by more than one laboratory and can have both positive and negative results. **Therefore, the sum of the numbers in each column will be larger than the total number of people tested.**

Reporting lab	Inconclusive	Negative	Positive	Percent positive	Total
BAPTIST HEALTH SOUTH FLORIDA - PALMETTO BAY URGENT CARE		3,714	712	16%	4,426
BETHESDA HOSPITAL WEST		3,943	446	10%	4,389
HOLMES REG MED CENTER CLINICAL LAB		3,836	545	12%	4,381
ASCENSION SACRED HEART - EMERALD COAST		3,648	729	17%	4,377
PALMS MEDICAL GROUP	5	2,966	1,288	30%	4,259
WELLINGTON REGIONAL MEDICAL CENTER		3,901	347	8%	4,248
ALTRU DIAGNOSTICS INC	2	4,077	162	4%	4,241
VENTURE MEDICAL OF FLORIDA LLC		3,905	316	7%	4,221
MINUTECLINIC LLC # 0709		3,568	625	15%	4,193
BAYFRONT HEALTH - BROOKSVILLE		3,714	476	11%	4,190
PREMIER URGENT CARE OF BREVARD LLC	4	3,660	514	12%	4,178
ADVENTHEALTH PROMPT CARE	2	3,015	1,141	27%	4,158
GENESIS DIAGNOSTICS		3,905	243	6%	4,148
TWIN CITIES HOSPITAL	1	3,634	509	12%	4,144
MEMORIAL HOSPITAL- MIRAMAR	12	3,803	314	8%	4,129
BAYA PHARMACY & URGENT CARE		3,029	1,089	26%	4,118
US BIOTEK LABORATORIES	15	3,721	368	9%	4,104
ADVENTHEALTH CENTRA CARE COLONIAL TOWN	2	3,670	425	10%	4,097
AMELIA URGENT CARE		2,463	1,602	39%	4,065
NIGHT LITE PEDIATRICS URGENT CARE	1	3,417	638	16%	4,056
DOCTORS TEST CENTERS		3,550	454	11%	4,004
DESOTO MEMORIAL HOSPITAL	3	3,278	712	18%	3,993
BAYFRONT HEALTH - PUNTA GORDA		3,693	295	7%	3,988
ENGLEWOOD COMMUNITY HOSPITAL		3,617	353	9%	3,970
ACCU REFERENCE MEDICAL LAB	9	3,167	784	20%	3,960
ADVENTHEALTH CENTRA CARE		3,520	433	11%	3,953
MINUTE CLINIC LLC		3,446	506	13%	3,952
BAYFRONT HEALTH - SPRING HILL		3,487	322	8%	3,809
LAKESIDE MEDICAL CENTER		3,009	799	21%	3,808
ADVENTIST HEALTH SYSTEMS SUNBELT IN DBA		3,338	418	11%	3,756
MEDEXPRESS URGENT CARE CAPE CORAL		3,200	516	14%	3,716
BAPTIST HEALTH SOUTH FLORIDA - DAVIE URGENT CARE		3,049	648	18%	3,697
QUICK CARE MED PL	2	2,993	654	18%	3,649
SIPARADIGM LLC	54	3,313	245	7%	3,612
CLARITY LAB SOLUTIONS LLC		3,608	4	0%	3,612
PHARMCO RX	2	3,365	244	7%	3,611
MC DIAGNOSTIC OF CONNECTICUT, PC #2220		3,084	498	14%	3,582
MINUTECLINIC LLC #3631		3,044	536	15%	3,580
MINUTECLINIC LLC #3463		2,968	560	16%	3,528
MINUTECLINIC LLC 5852		3,006	510	15%	3,516
BAPTIST HEALTH SOUTH FLORIDA - WESTON URGENT CARE		3,081	433	12%	3,514
PROHEALTH	3	1,921	1,570	45%	3,494
HIGHLANDS REGIONAL MEDICAL CENTER		2,685	745	22%	3,430
BARTOW REGIONAL MEDICAL CENTER	1	2,884	541	16%	3,426
HEALTH FIRST ADVENTHEALTH CENTRA CARE COCOA		3,089	335	10%	3,424
MIDWAY SPECIALTY CARE CENTER DIAGNOSTICS	38	3,125	238	7%	3,401

# COVID-19: testing by laboratory

Data through Mar 21, 2021 verified as of Mar 22, 2021 at 09:25 AM

Data in this report are provisional and subject to change.

The numbers in the table below represent the number of Florida and non-Florida residents for whom test results were received by the Department of Health. A person can be tested by more than one laboratory and can have both positive and negative results. **Therefore, the sum of the numbers in each column will be larger than the total number of people tested.**

Reporting lab	Inconclusive	Negative	Positive	Percent positive	Total
MINUTECLINIC LLC #5249		2,743	654	19%	3,397
IMMOKALEE CHD		3,155	234	7%	3,389
MINUTECLINIC LLC #5253		2,815	568	17%	3,383
MEDEXPRESS URGENT CARE LEHIGH ACRES		2,932	435	13%	3,367
PRECISION HEALTH SOLUTIONS		3,157	172	5%	3,329
VERILY LIFE SCIENCES		3,285	43	1%	3,328
BRASHEAR'S VITAL CARE CORP		2,608	688	21%	3,296
BAPTIST HEALTH URGENT CARE AT SAWGRASS		2,746	547	17%	3,293
BAPTIST HEALTH SOUTH FLORIDA - BRICKELL URGENT CARE		2,704	553	17%	3,257
MINUTECLINIC LLC #5190		2,679	558	17%	3,237
HEALTH FIRST ADVENTHEALTH CENTRA CARE MALABAR		2,919	311	10%	3,230
CARENOW URGENT CARE		2,000	1,219	38%	3,219
ADVENTHEALTH CENTRA CARE KIDS LAKE MARY		2,951	233	7%	3,184
MEDEXPRESS URGENT CARE - DELAND		2,838	339	11%	3,177
SELECT LABORATORIES - MARION COUNTY, FL LLC	5	2,858	306	10%	3,169
MINUTECLINIC LLC #5854		2,631	508	16%	3,139
HOLIDAY CVS LLC DBA CVS PHARMACY #5154		3,050	84	3%	3,134
ADVENT HEALTH CENTRA CARE -WINTER PARK KIDS URGENT CARE	4	2,830	260	8%	3,094
WALGREEN CO	2	2,748	344	11%	3,094
ADVENT HEALTH - NEW SMYRNA		2,492	589	19%	3,081
PRIMEHEALTH URGENT CARE INC		2,624	439	14%	3,063
PARAMOUNT URGENT CARE INC		1,097	1,915	64%	3,012
MEDONE PLLC		2,276	725	24%	3,001
MINUTECLINIC LLC #4415		2,519	468	16%	2,987
MEMORIAL HOSPITAL PEMBROKE	3	2,634	345	12%	2,982
BMCT Molecular Diagnostics Subsection		2,454	503	17%	2,957
VETERANS AFFAIRS MEDICAL CENTER - ORLANDO	1	1,343	1,603	54%	2,947
ADVENTHEALTH CENTRA CARE WINTER HAVEN	1	2,146	796	27%	2,943
LOWER KEYS MEDICAL CENTER		2,656	283	10%	2,939
MINUTECLINIC LLC #3662		2,505	431	15%	2,936
MEDEXPRESS URGENT CARE - VERO BEACH		2,541	382	13%	2,923
MARINERS HOSPITAL	1	2,640	277	9%	2,918
BAPTIST HEALTH - CLAY		2,525	392	13%	2,917
BAPTIST HEALTH EMERGENCY CENTER COUNTRY WALK	1	2,460	449	15%	2,910
ACCESS POINT HEALTHCARE URGENT & PRIMARY CARE	2	2,216	679	23%	2,897
MARION E FETHER MEDICAL CENTER, THE		2,652	244	8%	2,896
STONE CLINICAL LABORATORIES		2,790	96	3%	2,886
WALGREENS ORLANDO	3	2,538	340	12%	2,881
MINUTECLINIC LLC #7886		2,505	370	13%	2,875
BLUE MED CONSULTANTS		2,753	108	4%	2,861
GESSLER CLINIC	2	1,945	913	32%	2,860
MINUTECLINIC, LLC #4015		2,210	619	22%	2,829
MINUTECLINIC LLC #5214		2,433	395	14%	2,828
MINUTECLINIC LLC #7887		2,466	361	13%	2,827
NXGEN MDX LLC	5	2,512	305	11%	2,822
PARAMOUNT URGENT CARE - OVIEDO		1,948	857	31%	2,805

# COVID-19: testing by laboratory

Data through Mar 21, 2021 verified as of Mar 22, 2021 at 09:25 AM

Data in this report are provisional and subject to change.

The numbers in the table below represent the number of Florida and non-Florida residents for whom test results were received by the Department of Health. A person can be tested by more than one laboratory and can have both positive and negative results. **Therefore, the sum of the numbers in each column will be larger than the total number of people tested.**

Reporting lab	Inconclusive	Negative	Positive	Percent positive	Total
MINUTECLINIC LLC # 3930		2,416	373	13%	2,789
MINUTECLINIC LLC #1771		2,358	429	15%	2,787
CELESTA MEDICAL SERVICES LLC DBA - AMERICAN RESEARCH LABS		2,544	235	8%	2,779
MINUTECLINIC LLC # 0514		2,444	328	12%	2,772
MINUTECLINIC LLC #4458		2,293	475	17%	2,768
BAYFRONTVENICEREGIONAL		2,663	93	3%	2,756
SCION LAB SERVICES LLC	25	2,529	201	7%	2,755
MINUTECLINIC LLC #3814		2,329	412	15%	2,741
CITRUS MEMORIAL HOSPITAL LABORATORY		2,249	470	17%	2,719
MEDEXPRESS URGENT CARE CORAL SPRINGS		2,431	280	10%	2,711
ADVENTHEALTH CENTRA CARE CONWAY		2,311	400	15%	2,711
MINUTECLINIC LLC #7225		2,321	386	14%	2,707
SACRED HEART HEALTH SYSTEM, INC	1	1,835	868	32%	2,704
PARAMOUNT URGENT CARE - ORLANDO		1,761	942	35%	2,703
MEDEXPRESS FORT MYERS		2,367	333	12%	2,700
BAPTIST HEALTHCARE - GULF BREEZE HOSPITAL	3	2,229	460	17%	2,692
EXACT SCIENCES LABORATORIES, LLC		2,446	241	9%	2,687
KEYS AHEC SCHOOL MEDICAL CLINIC	15	2,536	126	5%	2,677
MINUTECLINIC LLC # 3686		2,308	367	14%	2,675
CAREFAST+	1	1,935	729	27%	2,665
MINUTECLINIC LLC #1055		2,161	496	19%	2,657
BAPTIST HEALTH - OAKLEAF		2,205	439	17%	2,644
EMERALD COAST URGENT CARE, LLC	1	1,970	660	25%	2,631
MINUTECLINIC LLC #3003		2,114	499	19%	2,613
MINUTECLINIC LLC #3257		2,180	428	16%	2,608
MINUTECLINIC, LLC #3204		2,171	429	17%	2,600
ADVENT HEALTH - OCALA		2,124	447	17%	2,571
MINUTECLINIC LLC #3291		2,233	328	13%	2,561
MINUTECLINIC LLC #7973		2,205	325	13%	2,530
MINUTECLINIC LLC #3705		2,213	308	12%	2,521
BAPTIST HEALTH SOUTH FLORIDA - MIAMI BEACH URGENT CARE		2,139	365	15%	2,504
MEDEXPRESS URGENT CARE - CLEWISTON		2,094	409	16%	2,503
BAY MEDICAL CENTER SACRED HEART HEALTH SYSTEM		1,926	576	23%	2,502
PHYSICIANS REGIONAL MEDICAL CENTER - COLLIER BLVD	1	1,740	749	30%	2,490
MINUTECLINIC, LLC #5817		2,057	426	17%	2,483
MINUTECLINIC LLC # 7933		2,192	288	12%	2,480
MINUTECLINIC LLC #3748		2,004	455	19%	2,459
EMERALD COAST URGENT CARE LLC		1,804	654	27%	2,458
MINUTECLINIC LLC #3255		2,144	301	12%	2,445
COMMUNITY HEALTH NORTHWEST FLORIDA	4	1,856	550	23%	2,410
MINUTECLINIC LLC # 3579		2,019	385	16%	2,404
MINUTECLINIC LLC #5924		2,048	354	15%	2,402
AFC PHYSICIANS OF FLORIDA		1,856	546	23%	2,402
MINUTECLINIC LLC #7173		2,101	300	12%	2,401
PHYSICIANS STAT LAB	3	1,066	1,329	55%	2,398
MINUTECLINIC, LLC (CLINIC 10699)		2,080	314	13%	2,394



# COVID-19: testing by laboratory

Data through Mar 21, 2021 verified as of Mar 22, 2021 at 09:25 AM

Data in this report are provisional and subject to change.

The numbers in the table below represent the number of Florida and non-Florida residents for whom test results were received by the Department of Health. A person can be tested by more than one laboratory and can have both positive and negative results. **Therefore, the sum of the numbers in each column will be larger than the total number of people tested.**

Reporting lab	Inconclusive	Negative	Positive	Percent positive	Total
DR G'S URGENT CARE		2,075	316	13%	2,391
DONALD W ROBERTSON DO PA		1,861	518	22%	2,379
MINUTECLINIC LLC #5216		2,043	328	14%	2,371
MEDEXPRESS URGENT CARE BOCA RATON		2,140	216	9%	2,356
MINUTECLINIC LLC #3654		1,960	396	17%	2,356
WHOLE FAMILY HEALTH CENTER INC		1,958	386	16%	2,344
ADVENT HEALTH - DADE CITY		2,054	287	12%	2,341
PATIENTS FIRST - THOMASVILLE ROAD		2,075	264	11%	2,339
MINUTECLINIC LLC #4612		1,888	448	19%	2,336
AMELIA EXPRESS CARE LLC	10	2,003	317	14%	2,330
MINUTECLINIC LLC #4024		2,026	302	13%	2,328
MINUTECLINIC LLC #5069		1,930	380	16%	2,310
PHYSICIAN ASSOCIATES		2,069	240	10%	2,309
LEE HEALTH - COCONUT POINT CLINICAL LAB	2	1,872	433	19%	2,307
PHYSICIANS PRIMARY CARE	2	2,070	233	10%	2,305
MEDIQUICK URGENT CARE CENTERS INC		1,678	589	26%	2,267
TAMPA COMMUNITY HOSPITAL		1,940	323	14%	2,263
AFC PHYSICIANS OF FLORIDA PA		1,766	496	22%	2,262
MINUTECLINIC LLC #3285		1,958	302	13%	2,260
FLORIDA MEDICAL CLINIC	3	1,024	1,230	54%	2,257
EMERGENCY PHYSICIANS MEDICAL CENTER		1,177	1,076	48%	2,253
CHARLES AIESI CONSULTING INC	12	1,979	256	11%	2,247
MINUTECLINIC LLC #1807		1,883	347	16%	2,230
PRIMEHEALTH URGENT CARE	1	1,865	361	16%	2,227
MINUTECLINIC LLC #3648		1,810	417	19%	2,227
STEWART ROCKLEDGE HOSPITAL	1	1,940	285	13%	2,226
PARRISH MEDICAL CENTER	1	1,947	273	12%	2,221
BOND URGENT CARE LLC		1,672	547	25%	2,219
ASCENSION SACRED HEART - GULF		1,693	524	24%	2,217
ASSOCIATED PATHOLOGISTS, LLC	3	1,812	384	17%	2,199
CORE DIAGNOSTIC LABORATORIES LLC	17	1,854	323	15%	2,194
MINUTECLINIC LLC #3635		1,904	283	13%	2,187
MINUTECLINIC LLC #4201		1,902	279	13%	2,181
UNIVERSITY OF NORTH FLORIDA STUDENT HEALTH		2,094	72	3%	2,166
HEALTH CARE DISTRICT OF PALM BEACH COUNTY	1	1,961	201	9%	2,163
INTELEX LABS, LLC		2,073	67	3%	2,140
MINUTECLINIC LLC #476		1,857	274	13%	2,131
MINUTECLINIC LLC #1821		1,897	214	10%	2,111
JUPITER MEDICAL CENTER URGENT CARE		1,615	493	23%	2,108
LAKE WALES MEDICAL CENTER INC		1,836	264	13%	2,100
MINUTECLINIC LLC #1350		1,839	259	12%	2,098
JACKSON HOSPITAL CLINICAL LABORATORY		1,803	294	14%	2,097
FLOWERS HOSPITAL		1,905	189	9%	2,094
MINUTECLINIC LLC #6007		1,798	290	14%	2,088
NCHMD INC		1,757	320	15%	2,077
MINUTECLINIC LLC #8381		1,786	278	13%	2,064



# COVID-19: testing by laboratory

Data through Mar 21, 2021 verified as of Mar 22, 2021 at 09:25 AM

Data in this report are provisional and subject to change.

The numbers in the table below represent the number of Florida and non-Florida residents for whom test results were received by the Department of Health. A person can be tested by more than one laboratory and can have both positive and negative results. **Therefore, the sum of the numbers in each column will be larger than the total number of people tested.**

Reporting lab	Inconclusive	Negative	Positive	Percent positive	Total
MINI ER WATERFORD LAKES, THE		1,727	278	14%	2,005
MEDEXPRESS PORT CHARLOTTE		1,799	187	9%	1,986
GENUS3		1,907	74	4%	1,981
MEDIPATH LLC		1,632	347	18%	1,979
LAKELAND REGIONAL HEALTH PABLO		1,733	243	12%	1,976
PENSACOLA PEDIATRICS PA	1	1,801	170	9%	1,972
MINUTECLINIC, LLC # 4469		1,712	259	13%	1,971
DOC SMILEY'S URGENT CARE		1,706	247	13%	1,953
NCH NORTHEAST	7	1,525	410	21%	1,942
MEDFAST URGENT CARE CENTERS LLC	2	608	1,325	68%	1,935
GENOSUR LLC	2	1,911	20	1%	1,933
MINUTECLINIC LLC #5157		1,673	251	13%	1,924
OPTUM LABS LLC	1	1,736	185	10%	1,922
MARTIN HEALTH SYSTEM - ST LUCIE WEST		1,737	178	9%	1,915
FIU-HEALTH AUXILIARY LABORATORY	6	1,794	109	6%	1,909
DOC SMILEYS URGENT CARE LLC		1,540	347	18%	1,887
GENOME LLC	2	1,739	137	7%	1,878
BARDMOOR LABORATORY	9	1,578	279	15%	1,866
LITTLE PINE PEDIATRICS	1	1,590	273	15%	1,864
MINUTECLINIC LLC #1815		1,648	215	12%	1,863
MINUTECLINIC LLC #214		1,554	266	15%	1,820
MINUTECLINIC LLC #3236		1,554	265	15%	1,819
BAPTIST HEALTH EMERGENCY CENTER AT WEST CORAL WAY		1,450	366	20%	1,816
KETAMINE HEALTH CENTERS LLC	1	1,661	152	8%	1,814
MINUTECLINIC LLC #3637		1,454	347	19%	1,801
RIVER TOWN DIAGNOSTIC LLC		1,470	286	16%	1,756
NEIGHBORHOOD MEDICAL CENTER INC	17	1,556	183	10%	1,756
Community_Health		1,533	199	11%	1,732
LABORATORY SPECIALISTS OF MICHIGAN		1,424	297	17%	1,721
VA PAIN CLINIC	4	1,652	65	4%	1,721
VITRO MOLECULAR LABORATORIES	50	1,547	117	7%	1,714
SPARROW HEALTHCARE	2	1,451	254	15%	1,707
NORTH SHORE LONG ISLAND JEWISH HEALTH	1	1,614	89	5%	1,704
BAYFRONT HEALTH - CITRUS HILLS		1,490	214	13%	1,704
JW PLASTIC SURGERY		1,449	244	14%	1,693
IGENOMIX USA LLC	47	1,482	157	9%	1,686
GENESIS LABORATORY MANAGEMENT	14	1,418	233	14%	1,665
MINUTECLINIC, LLC #3245		1,342	317	19%	1,659
LABTECH DIAGNOSTIC		1,349	286	17%	1,635
FLAGLER HOSPITAL LABORATORY	8	610	993	62%	1,611
OPTEO LABORATORY		1,566	34	2%	1,600
ELLENTON URGENT CARE		1,361	234	15%	1,595
MIAMI JEWISH HEALTH SYSTEMS		1,534	61	4%	1,595
MEDICAL CONSULTANTS OF FLORIDA, LLC	2	1,344	243	15%	1,589
SHELL POINT NURSING PAVILION	1	1,513	71	4%	1,585
ASSURANCE SCIENTIFIC LABORATORIES	1	1,292	283	18%	1,576

# COVID-19: testing by laboratory

Data through Mar 21, 2021 verified as of Mar 22, 2021 at 09:25 AM

Data in this report are provisional and subject to change.

The numbers in the table below represent the number of Florida and non-Florida residents for whom test results were received by the Department of Health. A person can be tested by more than one laboratory and can have both positive and negative results. **Therefore, the sum of the numbers in each column will be larger than the total number of people tested.**

Reporting lab	Inconclusive	Negative	Positive	Percent positive	Total
ARCPPOINT LABS		1,023	551	35%	1,574
WHITE WILSON MEDICAL CENTER		247	1,327	84%	1,574
MELBOURNE MEDICAL LABORATORY	2	1,365	202	13%	1,569
ED FRASER MEMORIAL HOSPITAL		1,308	245	16%	1,553
BAPTIST HEALTH SOUTH FLORIDA - COUNTRY WALK URGENT CARE EXPRESS		1,289	233	15%	1,522
SPECTOR SCIENTIFIC LAB	11	882	610	41%	1,503
BIOCERNA LLC	9	1,305	165	11%	1,479
READY RESPONDERS FLORIDA, PLLC		1,278	195	13%	1,473
PROJECT HEALTH, INC SUMTERVILLE	5	1,204	258	18%	1,467
FLORIDA DEPARTMENT OF HEALTH IN POLK COUNTY	2	1,136	327	22%	1,465
ADVANCED MEDICAL OF NAPLES LLC		1,295	161	11%	1,456
ADVANCE MEDICAL OF NAPLES		326	1,124	78%	1,450
UNIVERSITY OF ALABAMA AT BIRMINGHAM		1,403	44	3%	1,447
MEDEXPRESS URGENT CARE - JAX ATLANTIC BLVD		1,241	203	14%	1,444
UHEALTH DEERFIELD BEACH/UMSYLVESTER DEERFIELD BEACH LABORATORY	3	1,380	55	4%	1,438
MINUTECLINIC LLC #8927		1,220	207	15%	1,427
PATIENTS CHOICE LABORATORIES		831	592	42%	1,423
CAREFAST MURABELLA		953	466	33%	1,419
BAPTIST HEALTHCARE - JAY HOSPITAL	3	1,041	372	26%	1,416
COASTAL LABORATORIES	1	1,120	287	20%	1,408
OPTUMCARE FLORIDA LLC		1,136	267	19%	1,403
BAPTIST HEALTH SOUTH FLORIDA - KEY BISCANE URGENT CARE EXPRESS		1,230	171	12%	1,401
MINUTECLINIC LLC #5187		1,225	169	12%	1,394
ER QUICKCARE PL		1,200	194	14%	1,394
TEMPUS CLINICAL LABORATORY	10	1,233	148	11%	1,391
FIRST QUALITY LABORATORY		1,297	93	7%	1,390
PEDIATRIC HEALTH CARE ALLIANCE - NORTHDAL		1,268	117	8%	1,385
NYU HOSPITALS CENTER CLINICAL LABORATORIES		1,335	44	3%	1,379
PARAMOUNT URGENT CARE VILLAGES		912	466	34%	1,378
CAREMED CLINIC LLC	1	1,095	281	20%	1,377
AMELIA EXPRESS CARE	1	772	603	44%	1,376
TREASURE COAST MEDICAL ASSOCIATES INC		747	617	45%	1,364
EUROFINS NTD, LLC		1,320	44	3%	1,364
SMA LAB	10	1,199	153	11%	1,362
UHEALTH CLINIC AT WALGREENS		1,105	255	19%	1,360
PROHEALTH MEDICAL CLINIC		738	621	46%	1,359
ASCENSION ST VINCENT'S - SOUTHSIDE		1,309	49	4%	1,358
PATIENTS FIRST LAKE ELLA MEDICAL CENTER		1,203	148	11%	1,351
VAVA PARTNERS LLC		528	801	60%	1,329
MINUTECLINIC LLC		1,179	145	11%	1,324
TOM LEE COMMUNITY HEALTH CENTER		860	458	35%	1,318
VRL EUROFINS		1,277	37	3%	1,314
ST ANNES NURSING CENTER		1,270	25	2%	1,295
SUNRISE URGENT CARE ASSOCIATES LLC D/B/A	9	849	414	33%	1,272
INNOVATIVE TRANSFUSION MEDICINE, INC	11	1,094	167	13%	1,272
BROWNWOOD CARE CENTER		1,127	144	11%	1,271

# COVID-19: testing by laboratory

Data through Mar 21, 2021 verified as of Mar 22, 2021 at 09:25 AM

Data in this report are provisional and subject to change.

The numbers in the table below represent the number of Florida and non-Florida residents for whom test results were received by the Department of Health. A person can be tested by more than one laboratory and can have both positive and negative results. **Therefore, the sum of the numbers in each column will be larger than the total number of people tested.**

Reporting lab	Inconclusive	Negative	Positive	Percent positive	Total
APALACHEE CORRECTIONAL INSTITUTION EAST UNIT		1,241	26	2%	1,267
HOLIDAY CVS LLC DBA CVSPHARMACY #5155		1,203	58	5%	1,261
PALM BAY HOSPITAL CLINICAL LABORATORY		894	365	29%	1,259
BIO-TECH CLINICAL LABORATORIES INC		1,102	153	12%	1,255
MYTEST DIAGNOSTICS		1,178	65	5%	1,243
XPRESS URGENT CARE	4	1,038	183	15%	1,225
SOLARIS HEALTHCARE PALATKA		1,114	104	9%	1,218
CLINICORE		1,124	91	7%	1,215
LAB24 INC	3	534	673	56%	1,210
STAGEZERO LIFE SCIENCES INC	3	1,106	99	8%	1,208
ADVENTHEALTH CENTRA CARE TRINITY		1,052	155	13%	1,207
GRAVITY DIAGNOSTICS, LLC	3	1,070	133	11%	1,206
ACCESS MEDICAL LABS		746	448	38%	1,194
PARAMOUNT URGENT CARE - CLERMONT		690	504	42%	1,194
ADVANCED DIAGNOSTIC LABORATORY		1,144	47	4%	1,191
NORTH FLORIDA PEDIATRICS-TALLAHASSEE	1	1,086	100	8%	1,187
ADDICTION LABS OF AMERICA	3	1,098	78	7%	1,179
ST PETERSBURG PEDIATRICS	1	1,060	113	10%	1,174
EPN URGENT CARE NAPLES	2	792	379	32%	1,173
PALM HARBOR PHARMACY		1,019	152	13%	1,171
PROFESSIONAL HEALTH EXAMINERS DBA PROHEALTH	1	947	222	19%	1,170
NAPLES URGENT CARE	1	750	410	35%	1,161
COASTAL PEDIATRIC GROUP		1,001	154	13%	1,155
ABSOLUTE GENOMICS	2	950	199	17%	1,151
CAPSTONE HEALTHCARE		802	330	29%	1,132
CREEKSIDE CARE CENTER	1	974	156	14%	1,131
NORTH FLORIDA PEDIATRICS - LAKE CITY		917	214	19%	1,131
VERITAS GENETICS	61	943	119	11%	1,123
PROJECT HEALTH INC	4	953	160	14%	1,117
ARCPPOINT LABS OF CORAL SPRINGS FL		988	127	11%	1,115
PRIMARY CARE SOUTH INC		695	412	37%	1,107
CARENOW URGENT CARE - FORT PIERCE		783	324	29%	1,107
STEWART REFERENCE LABORATORY	1	611	490	44%	1,102
XYZ LABORATORY	8	942	146	13%	1,096
USF MORSANI CENTER FOR ADVANCED HEALTH CARE		955	132	12%	1,087
NORTH VISTA HOSPITAL LABORATORY		908	158	15%	1,066
AMERICAN FAMILY CARE PENSACOLA WEST		533	533	50%	1,066
LPG COCONUT POINT		887	176	17%	1,063
RAINBOW RIVER MEDICAL LABORATORY		977	83	8%	1,060
HEALTH CENTRAL CLINICAL LABORATORY		965	95	9%	1,060
HENDRY REGIONAL MEDICAL CENTER CLINICAL LABORATORY		809	248	23%	1,057
PRIMARY CARE OF THE TREASURE COAST		923	133	13%	1,056
QUICK CARE MED		797	253	24%	1,050
GENEIQ		974	62	6%	1,036
PROFESSIONAL HEALTH EXAMINERS		884	144	14%	1,028
BROAD INSTITUTE CLINICAL SEQUENCING RESEARCH PLATFORM	4	988	31	3%	1,023

# COVID-19: testing by laboratory

Data through Mar 21, 2021 verified as of Mar 22, 2021 at 09:25 AM

Data in this report are provisional and subject to change.

The numbers in the table below represent the number of Florida and non-Florida residents for whom test results were received by the Department of Health. A person can be tested by more than one laboratory and can have both positive and negative results. **Therefore, the sum of the numbers in each column will be larger than the total number of people tested.**

Reporting lab	Inconclusive	Negative	Positive	Percent positive	Total
WILLIAM OWEN PASS PARK		887	132	13%	1,019
LENCO MEDICAL LABORATORY		964	50	5%	1,014
VERITOR		850	155	15%	1,005
PHAROS HEALTH		756	246	25%	1,002
VRL EUROFINs - DALLAS		987	13	1%	1,000
CATALYST WALK IN CLINIC		798	201	20%	999
STATMED OCALA	5	805	189	19%	999
TYNDALL AIR FORCE BASE		791	207	21%	998
MINUTECLINIC, LLC DBA MINUTECLINIC #4717		955	42	4%	997
PEDIATRICS OF CENTRAL FLORIDA PA	20	925	52	5%	997
LAKELAND REGIONAL HEALTH - PWC/OB		36	954	96%	990
GROWING TOGETHER PEDIATRICS LLC		925	60	6%	985
FISHERMENS HOSPITAL CLINICAL LAB		889	86	9%	975
WOODLANDS MEDICAL SPECIALISTS		701	262	27%	963
INTERLACHEN PEDIATRICS		916	35	4%	951
PENSACOLA PEDIATRICS	2	710	236	25%	948
THE HEALTH CENTER OF PLANT CITY		870	76	8%	946
HISTOPATHOLOGY SERVICES, LLC		837	105	11%	942
NORTH FLORIDA PEDIATRICS PA - SUWANNEE	3	802	125	13%	930
CAPE CANAVERAL HOSPITAL		656	273	29%	929
ENCOMPASS HEALTH		907	22	2%	929
INTEGRITY LABORATORIES, LLC	4	754	165	18%	923
GENE TOX WORLDWIDE	60	736	125	14%	921
UNIVERSITY OF WEST FLORIDA STUDENT HEALTH SERVICES	1	786	124	14%	911
INTERLACHEN PEDIATRICS PA		870	39	4%	909
TACACHALE CLINICAL LABORATORY	1	858	49	5%	908
COVANCE CLINICAL RESEARCH UNIT INC		876	25	3%	901
FAST TRACK URGENT CARE CENTER		4	896	100%	900
EAST LAKE PEDIATRICS		783	112	13%	895
HALIFAX MEDICAL CENTER-PORT ORANGE LAB		767	124	14%	891
BAPTIST HEALTH - MD ANDERSON CANCER CENTER		884	5	1%	889
C.W. BILL YOUNG VA MEDICAL CENTER	1	21	865	98%	887
ADVENTHEALTH EXPRESS CARE AT WALGREENS		751	113	13%	864
LEE COUNTY EMERGENCY MEDICAL SERVICE	1	746	117	14%	864
NORTH FLORIDA PEDIATRICS PA	2	748	114	13%	864
CONSULATE HEALTH CARE OF NEW PORT RICHEY	2	731	125	15%	858
DEPARTMENT OF CLINICAL LABS		839	19	2%	858
NORTH SHORE LIJ URGENT CARE PC		789	48	6%	837
CVS HEALTH		657	180	22%	837
CHILDRENS MEDICAL ASSOCIATION		757	73	9%	830
NORTH OKALOOSA MEDICAL CENTER		491	336	41%	827
COASTAL PHYSICIANS, LLC		662	160	19%	822
LOOP PEDIATRICS PA	3	692	124	15%	819
FLORIDA HOSPITAL ORLANDO		743	74	9%	817
Point of Care Testing	1	117	698	86%	816
JACKSONVILLE BEACH PEDIATRIC CARE CENTER		752	64	8%	816

# COVID-19: testing by laboratory

Data through Mar 21, 2021 verified as of Mar 22, 2021 at 09:25 AM

Data in this report are provisional and subject to change.

The numbers in the table below represent the number of Florida and non-Florida residents for whom test results were received by the Department of Health. A person can be tested by more than one laboratory and can have both positive and negative results. **Therefore, the sum of the numbers in each column will be larger than the total number of people tested.**

Reporting lab	Inconclusive	Negative	Positive	Percent positive	Total
REDI MED LLC		657	158	19%	815
CRUCIAL CARE EMERGENCY MEDICINE DOCTORS		651	163	20%	814
ASAP LABS LLC	7	655	151	19%	813
MOLECULAR TESTING LABS		758	53	7%	811
ASCENSION ST VINCENT'S - CLAY		775	35	4%	810
DOCTOR'S MEMORIAL HOSPITAL		639	165	21%	804
Tampa Lakes Health and Rehabilitation Center	2	729	73	9%	804
FAMILY HEALTH CENTERS OF SWF LABS	2	710	91	11%	803
PALM BEACH ATLANTIC UNIVERSITY		781	19	2%	800
NITE LITE PEDIATRICS		234	564	71%	798
PRIMARY CARE SERVICES AT INDIAN RIVER ESTATES		774	24	3%	798
DYNIX DIAGNOSTICS	2	528	259	33%	789
NONE		308	480	61%	788
24 HOUR PEDIATRIC CARE CENTER	4	726	57	7%	787
GOLDEN GATE FAMILY CLINIC		332	453	58%	785
PRIMARY CARE SERVICES AT ST ANDREWS ESTATES		784			784
MIDWAY SPECIALLY CARE CENTER		561	221	28%	782
NCHMD, INC SOUTHEAST IMMEDIATE CARE		605	176	23%	781
CARE ONE OF FLORIDA LLC		536	243	31%	779
EMERALD COAST PEDIATRICS		742	32	4%	774
LAB DOCTOR		678	93	12%	771
AMERICAN SCIENTIFIC LABORATORIES LLC		763	8	1%	771
VITAS HEALTHCARE CORPORATION OF FLA	1	761	5	1%	767
BREVARD HEALTH ALLIANCE		500	265	35%	765
MACDILL AIR FORCE BASE		712	51	7%	763
VENICE REGIONAL BAYFRONT HEALTH (PULMONARY)		637	123	16%	760
SOLARIS HEALTHCARE CHARLOTTE HARBOR		713	47	6%	760
CENTRAL FLORIDA HEALTH CARE INC		649	110	14%	759
CALHOUN LIBERTY HOSPITAL		599	160	21%	759
LIFE CARE CENTER OF NEW PORT RICHEY		724	34	4%	758
AMERICAN MEDICAL RESPONSE		750	8	1%	758
Victoria Nursing and Rehabilitation Center		704	53	7%	757
ANY LAB TEST NOW	1	506	249	33%	756
NORTH FLORIDA MEDICAL GROUP		610	145	19%	755
VIERA HOSPITAL, INC		594	160	21%	754
NORTHEAST FLORIDA NEUROLOGY CLINICS, INC		637	113	15%	750
PALM GARDEN OF PORT SAINT LUCIE		735	9	1%	744
WILLOWBROOKE COURT AT EDGEWATER POINTE ESTATES		731	9	1%	740
POINT WASHINGTON MEDICAL CLINIC	1	532	205	28%	738
PALACE NURSING HOME & REHAB CENTER		702	36	5%	738
AUGUSTUS LABS LLC		604	133	18%	737
CLINICAL PATHOLOGY LABS INC		664	73	10%	737
SANTA ROSA MEDICAL GROUP		575	161	22%	736
ADVENT HEALTH LAB - ORLANDO		434	299	41%	733
ORLANDO HEALTH AND REHAB CENTER		688	44	6%	732
KENDALL HEALTHCARE PROPERTIES DBA	2	703	27	4%	732

# COVID-19: testing by laboratory

Data through Mar 21, 2021 verified as of Mar 22, 2021 at 09:25 AM

Data in this report are provisional and subject to change.

The numbers in the table below represent the number of Florida and non-Florida residents for whom test results were received by the Department of Health. A person can be tested by more than one laboratory and can have both positive and negative results. **Therefore, the sum of the numbers in each column will be larger than the total number of people tested.**

Reporting lab	Inconclusive	Negative	Positive	Percent positive	Total
TELESCOPE HEALTH LLC	4	614	113	15%	731
EAST LAKE PEDIATRICS PA		661	66	9%	727
ETHOS WELLNESS PHARMACY		676	44	6%	720
SPRING HILL HEALTH AND REHABILITATION CENTER		695	24	3%	719
DISNEY COVID TEST SITE		703	13	2%	716
FLORIDA GULF COAST UNIVERSITY		520	186	26%	706
GULF COAST VILLAGE		673	33	5%	706
GRAND COURT TAMPA		701	4	1%	705
PEBBLEBROOK PHARMACY	1	588	115	16%	704
FLAGLER COUNTY HEALTH DEPARTMENT	3	545	152	22%	700
Crestview Rehabilitation Center	5	565	129	18%	699
COLLIER URGENT CARE CENTERS CREEKSIDE		625	65	9%	690
PREMIER MEDICAL LABORATORY SERVICES	2	463	225	33%	690
PHYSICIANS STAT LAB INC		601	86	13%	687
BOND AND STEELE CLINIC PA		490	197	29%	687
ADVENTHEALTH MEDICAL GROUP PROMPT CARE		496	189	28%	685
EXPRESS PHARMACY		629	52	8%	681
NCH HEALTHCARE SYSTEM MICROBIOLOGY LAB		2	676	100%	678
MAIN STREET MEDICAL CENTER		152	524	78%	676
PALM GARDEN OF VERO BEACH		635	40	6%	675
MOORINGS PARK INSTITUTE, INC, THE		647	27	4%	674
SOUTHEAST ALABAMA MEDICAL CENT		620	54	8%	674
MINI ER ADULT AND PEDIATRIC URGENT CARE		574	98	15%	672
MOUNT SINAI LABORATORY		637	30	4%	667
MEDICAL FP - WHOLE FAMILY HEALTH CENTER		544	120	18%	664
GULF COAST MOLECULAR LABORATORIES	13	546	102	15%	661
SUWANNEE HEALTH AND REHABILITATION CENTER		656	5	1%	661
Fernandina Beach Rehabilitation and Nursing Center	1	640	19	3%	660
TREE HOUSE PEDIATRICS PLLC		592	67	10%	659
LIFE CARE CENTER OF PENSACOLA		609	49	7%	658
ST JOHN'S NURSING CENTER		634	23	4%	657
JOHN KNOX VILLAGE HEALTH CENTER		633	23	4%	656
POINT OF CARE TESTING SITE		630	24	4%	654
MANOR PINES CONVALESCENT CENTER LLC	1	630	21	3%	652
BOCA GRANDE HEALTH CLINIC		618	33	5%	651
MAVERICK LABS		460	188	29%	648
ORANGE BLOSSOM FAMILY HEALTH		615	28	4%	643
VETERANS AFFAIRS MEDICAL CENTER	1	41	601	93%	643
FORT MYERS INTERNAL MEDICINE, LLC		570	64	10%	634
THE PRESERVE		623	9	1%	632
FAMILY HEALTH CENTERS OF SOUTHWEST FLORIDA INC		557	74	12%	631
HOLMES REGIONAL MEDICAL CENTER		11	619	98%	630
LIFE CARE CENTER OF ORANGE PARK		598	31	5%	629
LIFE CARE CENTER OF HILLIARD		603	22	4%	625
MANOR CARE HEALTH SERVICES - FT MYERS		598	26	4%	624
CITY MEDICAL OF NEW JERSEY, PC		568	55	9%	623

# COVID-19: testing by laboratory

Data through Mar 21, 2021 verified as of Mar 22, 2021 at 09:25 AM

Data in this report are provisional and subject to change.

The numbers in the table below represent the number of Florida and non-Florida residents for whom test results were received by the Department of Health. A person can be tested by more than one laboratory and can have both positive and negative results. **Therefore, the sum of the numbers in each column will be larger than the total number of people tested.**

Reporting lab	Inconclusive	Negative	Positive	Percent positive	Total
CLEWISTON NURSING AND REHABILITATION CENTER		610	12	2%	622
GOLDEN GLADES NURSING & REHABILITATION CTR		606	16	3%	622
PEDIATRIC HEALTHCARE ALLIANCE		584	37	6%	621
MID-FLORIDA PATHOLOGY		469	152	24%	621
CYPRESS VILLAGE	1	592	25	4%	618
BUFFALO CROSSING HEALTHCARE & REHABILITATION CTR		602	15	2%	617
CLINICAL ENTERPRISE, INC		592	21	3%	613
CARITHERS PEDIATRIC GROUP		561	52	8%	613
SEBASTIAN RIVER MEDICAL CENTER	2	441	167	27%	610
HOLY CROSS HOSPITAL		12	598	98%	610
AFC URGENT CARE CLEARWATER	1	123	485	80%	609
EDEN SPRINGS NURSING AND REHAB CENTER		499	110	18%	609
VITAS HEALTHCARE CORP OF CENTRAL FL		584	24	4%	608
FG RAPID RESULTS	2	320	285	47%	607
DIAMOND RIDGE HEALTH AND REHABILITATION		573	32	5%	605
VETERANS AFFAIRS MEDICAL CENTER - JAMES A HALEY			604	100%	604
WILLOW BROOKE COURT AT INDIAN RIVER ESTATES		560	43	7%	603
PEDIATRIC HEALTHCARE ALLIANCE PA		552	51	8%	603
MEDICAL CENTER OF DELTONA, INC		505	97	16%	602
PATIENTS FIRST - MAHAN DRIVE		164	436	73%	600
CONSULATE HEALTHCARE OF VERO BEACH	14	502	83	14%	599
BOND CLINIC PA PEDIATRICS DEPT		549	49	8%	598
BREVARD HEALTH ALLIANCE INC, THE		559	33	6%	592
BROOKDALE FORT MYERS CYPRESS LAKE		590	2	0%	592
J AND G MEDICAL GROUP LLC		486	105	18%	591
BALDWIN PEDIATRICS	1	560	29	5%	590
MAYFLOWER ASSISTED LIVING		581	6	1%	587
NSPIRE HEALTHCARE MIAMI LAKES	8	564	14	2%	586
EMERALD SHORES HEALTH AND REHABILITATION		487	97	17%	584
NCH HEALTHCARE BONITA		449	133	23%	582
HMA SANTA ROSA MEDICAL CENTER LLC DBA		459	122	21%	581
SHORELINE PHYSICIAN GROUP		364	216	37%	580
WATSON THERAPEUTICS INC	1	552	27	5%	580
SPEARHEAD MEDICAL		516	62	11%	578
DAVITA LABORATORY		471	104	18%	575
BALDOMERO LOPEZ STATE VETERANS NURSING HOME	2	569	4	1%	575
THERADOC		152	423	74%	575
MEDONE URGENT CARE CENTER		350	223	39%	573
MEDICAL VB		451	121	21%	572
TENNESSEE DOH - NASHVILLE	2	504	66	12%	572
CLIFFORD CHESTER SIMS STATE VETERANS		557	12	2%	569
CONTINENTAL CLINICAL RESEARCH, LLC		519	46	8%	565
PALM GARDEN OF TAMPA		534	29	5%	563
PIONEER CLINICAL LAB LLC		457	105	19%	562
WHITE-WILSON MEDICAL CENTER - FORT WALTON BEACH		541	20	4%	561
ECCOLAB GROUP	1	147	413	74%	561



# COVID-19: testing by laboratory

Data through Mar 21, 2021 verified as of Mar 22, 2021 at 09:25 AM

Data in this report are provisional and subject to change.

The numbers in the table below represent the number of Florida and non-Florida residents for whom test results were received by the Department of Health. A person can be tested by more than one laboratory and can have both positive and negative results. **Therefore, the sum of the numbers in each column will be larger than the total number of people tested.**

Reporting lab	Inconclusive	Negative	Positive	Percent positive	Total
SABAL PALMS HEALTH AND REHAB		508	51	9%	559
EXPRESS URGENT CARE LLC		1	558	100%	559
PHYSICIANS PRIMARY CARE LAB	1	490	68	12%	559
MANOR CARE NURSING CENTER OF SARASOTA FL LLC		470	87	16%	557
Plantation Bay Rehabilitation Center		532	24	4%	556
SOLARIS HEALTHCARE LAKE CITY		453	100	18%	553
CHILDRENS MEDICAL ASSOCIATION PA		492	60	11%	552
The Sands at South Beach		548	4	1%	552
NEMOURS CHILDREN'S HOSPITAL		453	98	18%	551
BAPTIST PRIMARY CARE	2	442	107	19%	551
MEDONE URGENT CARE AT ST. AUGUSTINE		149	399	73%	548
OCALA FAMILY MEDICAL CENTER INC	2	479	67	12%	548
VITAE DIAGNOSTICS		534	13	2%	547
Signature HealthCare Center of Waterford		516	31	6%	547
RESTORE HEALTH URGENT CARE		431	114	21%	545
NCF DIAGNOSTICS & DNA TECHNOLOGIES	15	211	318	58%	544
COASTAL URGENT CARE		428	116	21%	544
AMERICA'S PHARMACY LLC		484	60	11%	544
VETERANS AFFAIRS MEDICAL CENTER - GAINESVILLE		3	540	99%	543
DOCTORS CENTER,THE		432	111	20%	543
VETERANS AFFAIRS MEDICAL CENTER - BAY PINES		18	523	97%	541
HEARTLAND PEDIATRICS OF LAKE WALES		485	55	10%	540
HARBOUR HEALTH CENTER		523	16	3%	539
VALENCIA HILLS HEALTH AND REHABILITATION CENTER		523	13	2%	536
FOUNTAIN MANOR HEALTH AND REHAB CENTER	1	514	20	4%	535
PALMETTO FAMILY HEALTHCARE	1	343	190	36%	534
CLARITY LABS		464	70	13%	534
PALM GARDEN OF CLEARWATER		515	18	3%	533
VILLA MARIA NURSING & REHAB CENTER INC	1	517	13	2%	531
DOH - INDIAN RIVER		450	81	15%	531
CHILDRENS CLINIC WEST FLORIDA PEDIATRICS		485	45	8%	530
RAINBOW PEDIATRIC CENTER PA		495	34	6%	529
RICARDO NAVARRO DO PA		457	72	14%	529
MEDICAL CENTER CLINIC-IMMEDIATE CARE	1	423	104	20%	528
MED FAST URGENT CARE CENTER		260	268	51%	528
PENSACOLA PEDIATRICS PA - TIGER POINT	19	496	8	2%	523
FLORIDA DEPARTMENT OF HEALTH IN CALHOUN COUNTY		393	127	24%	520
JACKSON MEMORIAL PERDUE MEDICAL CENTER		491	26	5%	517
PALM GARDEN OF JACKSONVILLE	2	433	80	16%	515
MEMORIAL PEMBROKE 24/7 CARE CENTER		394	121	23%	515
NEW YORK HOSPITAL LABORATORIES	1	501	12	2%	514
MEDFAST URGENT CARE CENTERS		231	281	55%	512
SOUTHERN OAKS CARE CENTER	1	472	37	7%	510
BETHESDA HEALTH URGENT CARE		418	92	18%	510
FLORIDA DEPARTMENT OF HEALTH CLAY COUNTY	1	410	98	19%	509
ARCPPOINTS LABS		443	66	13%	509



# COVID-19: testing by laboratory

Data through Mar 21, 2021 verified as of Mar 22, 2021 at 09:25 AM

Data in this report are provisional and subject to change.

The numbers in the table below represent the number of Florida and non-Florida residents for whom test results were received by the Department of Health. A person can be tested by more than one laboratory and can have both positive and negative results. **Therefore, the sum of the numbers in each column will be larger than the total number of people tested.**

Reporting lab	Inconclusive	Negative	Positive	Percent positive	Total
RIVER GARDEN HEBREW HOME FOR THE AGED		453	55	11%	508
The Manor at Blue Water Bay		447	60	12%	507
DXTERITY DIAGNOSTICS	2	473	31	6%	506
ENZO CLINICAL LABS INC	3	476	25	5%	504
WEST GABLES HEALTH CARE CENTER		494	10	2%	504
SEMINOLE NURSING PAVILION		495	8	2%	503
ST CLOUD REGIONAL MEDICAL CENTER CLINICAL LAB		394	109	22%	503
MICHAEL A MIDDLETON MD PA		483	19	4%	502
FIRST CHOICE PEDIATRICS		407	94	19%	501
CLINICAL PATHOLOGY LABS		388	111	22%	499
JACKSON MEMORIAL LONG TERM CARE CENTER		475	24	5%	499
HEALTH CENTER AT BRENTWOOD	1	453	44	9%	498
HOPE HOSPICE AND COMMUNITY SERVICES INC	14	465	19	4%	498
UNIVERSITY OF TAMPA INC, THE		487	9	2%	496
Good Samaritan Society Kissimmee Village		431	65	13%	496
BROWARD PARTNERSHIP	6	481	8	2%	495
CITRUS NURSING CENTER LLC		448	46	9%	494
MANOR OAKS NURSING & REHAB CENTER	5	486	2	0%	493
HILLCREST HEALTH CARE & REHABILITATION CENTER	3	475	14	3%	492
RUSKIN HEALTH CENTER		296	196	40%	492
ASCEND CLINICAL	5	415	71	14%	491
SANDBAY URGENT CARE		396	95	19%	491
AFC URGENT CARE FAMILY CARE			491	100%	491
FLORIDA HOSPITAL WAUCHULA		355	135	28%	490
SUSANNA WESLEY HEALTH CENTER		453	36	7%	489
THE PALACE AT HOMESTEAD	1	465	20	4%	486
CARENOW	2	276	208	43%	486
STEWART SEBASTIAN RIVER MEDICAL CENTER		426	56	12%	482
NORTH FLORIDA RETIREMENT VILLAGE		479	2	0%	481
AFC URGENT CARE TYRONE		2	478	100%	480
PARKLANDS FACILITY INC	4	434	42	9%	480
HERON POINTE HEALTH AND REHABILITATION	1	475	3	1%	479
PALM GARDEN OF ORLANDO		446	33	7%	479
LAUDERDALE NURSING CENTER LLC	1	458	19	4%	478
HARTS HARBOR HEALTH CARE CENTER		457	21	4%	478
MANOR AT CARPENTERS		450	27	6%	477
SHORE ACRES CARE CENTER		442	35	7%	477
SIGNATURE HEALTHCARE OF BROOKWOOD GARDENS		470	6	1%	476
NATURE COAST MEDICAL GROUP		377	98	21%	475
Quest Diag Unspecifd	1	318	156	33%	475
MOBILE MEDICAL ASSOCIATES PL	17	408	50	11%	475
FLO-MEDILAB SERVICES LLC		192	282	59%	474
BENTON PEDIATRICS INC		425	48	10%	473
Colonial Lakes Health Care		430	43	9%	473
ORLANDO HEALTH CENTER FOR REHABILITATION		459	13	3%	472
AFC URGENT CARE SEMINOLE			471	100%	471

# COVID-19: testing by laboratory

Data through Mar 21, 2021 verified as of Mar 22, 2021 at 09:25 AM

Data in this report are provisional and subject to change.

The numbers in the table below represent the number of Florida and non-Florida residents for whom test results were received by the Department of Health. A person can be tested by more than one laboratory and can have both positive and negative results. **Therefore, the sum of the numbers in each column will be larger than the total number of people tested.**

Reporting lab	Inconclusive	Negative	Positive	Percent positive	Total
LIFE CARE CENTER OF PALM BAY		444	27	6%	471
DAIRY ROAD URGENT CARE	2	348	121	26%	471
PW WINDERMERE SUBTENANT LLC		469	1	0%	470
INTERNAL MEDICINE & PEDIATRICS OF TAMPA BAY PA		403	67	14%	470
DBI HEALTH INC		454	15	3%	469
NAVAL HOSPITAL - JACKSONVILLE		136	333	71%	469
LITTLE PINE PEDIATRICS PLLC	3	407	58	12%	468
WHITE WILSON MEDICAL CENTER PA - NAVARRE		351	116	25%	467
CARE ONE OF FLORIDA	1	318	146	31%	465
THE PALACE MANAGEMENT - THE PALACE AT CORAL GABLES		459	3	1%	462
ELLENTON PEDIATRICS		444	18	4%	462
NAPLES CHILDREN'S URGENT CARE		409	53	11%	462
NURSING PLUS OF BROWARD LLC	1	443	18	4%	462
BROOKDALE PALMER RANCH	1	403	57	12%	461
SOLARIS HEALTHCARE OSCEOLA		434	24	5%	458
Palm Garden of Largo		454	4	1%	458
MEDSCAN LABORATORY INC	1	242	214	47%	457
FLORIDA HOSPITAL MEDICAL GROUP		273	183	40%	456
Williston Care Center		395	61	13%	456
NEW YORK PRESBYTERIAN - CUMC CLINICAL		437	18	4%	455
CLARIDGE HOUSE NURSING CENTER		437	18	4%	455
Palm Garden of Ocala		357	98	22%	455
MINUTECLINIC LLC, #10357		452	2	0%	454
Q ANSWER LAB	1	392	59	13%	452
CONSULATE HEALTH CARE OF BAYONET POINT	4	441	7	2%	452
NEW PLANT CITY FAMILY CARE	1	243	207	46%	451
VITAS LUTHERAN TOWERS INPATIENT PROGRAM		386	64	14%	450
AFC URGENT CARE		113	335	75%	448
Solaris HealthCare Windermere		415	32	7%	447
NORTH FL SOUTH GA HCS-LAKE CITY		441	6	1%	447
PALM GARDEN OF WINTER HAVEN	3	426	16	4%	445
DIAMOND RIDGE HEALTH AND REHABILITATION CENTER		422	22	5%	444
Cypress Cove Care Center		343	100	23%	443
NORTH FLORIDA REHABILITATION & SPECIALTY CARE		436	6	1%	442
EMERITUS AT NAPLES	2	437	1	0%	440
SMA SPECIALTY MEDICAL LAB		119	321	73%	440
MEDIPATH		19	420	96%	439
MILLER BIOCONNECT		397	42	10%	439
GANDY CROSSING CARE CENTER	1	424	14	3%	439
SUNSHINE URGENT CARE LLC		291	147	34%	438
STARKE FAMILY MEDICAL CENTER		348	89	20%	437
ANCIENT CITY PEDIATRICS	1	420	16	4%	437
Ocala Health and Rehabilitation Center		415	21	5%	436
PRO HEALTH		188	248	57%	436
ST ANDREWS BAY SKILLED NURSING &		374	61	14%	435
QUOTIENT SCIENCES		422	13	3%	435

# COVID-19: testing by laboratory

Data through Mar 21, 2021 verified as of Mar 22, 2021 at 09:25 AM

Data in this report are provisional and subject to change.

The numbers in the table below represent the number of Florida and non-Florida residents for whom test results were received by the Department of Health. A person can be tested by more than one laboratory and can have both positive and negative results. **Therefore, the sum of the numbers in each column will be larger than the total number of people tested.**

Reporting lab	Inconclusive	Negative	Positive	Percent positive	Total
MAGNOLIA FAMILY URGENT CARE		395	40	9%	435
BROOKSVILLE HEALTHCARE CENTER LLC		420	13	3%	433
HEALTHY STEPS PEDIATRICS		386	47	11%	433
Darcy Hall Of Life Care		420	13	3%	433
PREMIER MEDICAL CENTER LLC		433			433
APP-UNIPATH, LLC	2	415	15	3%	432
EPN URGENT CARE		83	348	81%	431
AVECINA MEDICAL JULINGTON	1	240	189	44%	430
FLORIDA DEPT OF HEALTH IN BREVARD COUNTY	3	363	63	15%	429
Solaris Healthcare Daytona	2	380	46	11%	428
ABBOTT DIAGNOSTICS		408	18	4%	426
Santa Rosa Center for Rehabilitation and Healing		353	69	16%	422
FHMG FLORIDA HOSPITAL MEDICAL GROUP		383	39	9%	422
Bardmoor Oaks Healthcare and Rehabilitation Center		410	11	3%	421
LEHIGH REGIONAL MEDICAL CENTER LAB	2	372	47	11%	421
GARCIA CLINICAL LABORATORY		28	392	93%	420
LIFEBRITE	2	220	198	47%	420
Manatee Springs Rehabilitation and Nursing Center		399	20	5%	419
ADDINGTON PLACE AT WELLINGTON GREEN		410	9	2%	419
BHA CENTRAL COUNTY CLINIC		359	59	14%	418
HOSPICE OF THE FLORIDA SUNCOAST,THE		415	3	1%	418
ABBEY DELRAY		412	6	1%	418
ROLLINS COLLEGE WELLNESS CENTER		130	287	69%	417
SOLARIS HEALTHCARE MERRITT ISLAND		376	41	10%	417
VITAS HEALTHCARE CORPORATION		411	5	1%	416
TIDEWELL HOSPICE INC	2	406	7	2%	415
ASSOCIATESMD MEDICAL GROUP INC		354	59	14%	413
CLERMONT HEALTH AND REHABILITATION CENTER		380	32	8%	412
ORLANDO VA MEDICAL CENTER			412	100%	412
INDIAN RIVER CTR, LLC		362	50	12%	412
GOOD SAMARITAN CENTER		408	3	1%	411
ORCHARD PARK HEALTH & REHABILITATION		406	5	1%	411
MINUTECLINIC LLC #3671		366	44	11%	410
WATERMARK LAKE POINTE WOODS LLC		391	18	4%	409
FLOMEDILAB		189	220	54%	409
FLORIDA DEPARTMENT OF HEALTH		360	49	12%	409
ADVENTHEALTH MEDICAL GROUP PROMPT CAR	1	291	116	28%	408
AMEERAH LABS, LLC	2	321	83	20%	406
TIDE LABORATORIES		362	43	11%	405
FLORIDA DEPARTMENT OF HEALTH IN LIBERTY COUNTY	3	305	96	24%	404
TREASURE COAST COMMUNITY HEALTH	3	335	66	16%	404
SOUTHERN LABORATORY SERVICES OF NWF		369	34	8%	403
Timberidge Center for Rehabilitation and Healing		369	34	8%	403
QUALITOX LABORATORIES		226	177	44%	403
PINES OF SARASOTA		397	5	1%	402
ADVENT HEALTH - DELTONA ER		331	69	17%	400

# COVID-19: testing by laboratory

Data through Mar 21, 2021 verified as of Mar 22, 2021 at 09:25 AM

Data in this report are provisional and subject to change.

The numbers in the table below represent the number of Florida and non-Florida residents for whom test results were received by the Department of Health. A person can be tested by more than one laboratory and can have both positive and negative results. **Therefore, the sum of the numbers in each column will be larger than the total number of people tested.**

Reporting lab	Inconclusive	Negative	Positive	Percent positive	Total
WELL-BEING MEDICAL CENTER PLLC		367	33	8%	400
SOLARIS HEALTHCARE BAYONET POINT		383	16	4%	399
Destin Healthcare and Rehabilitation Center	1	357	40	10%	398
ADVENTHEALTH EXPRESS CARE AT		326	72	18%	398
MINI ER AND URGENT CARE		289	105	27%	394
DIAGNOSTIC & CLINICAL CARE SERVICES INC DBA		316	77	20%	393
PEDIATRICS BY THE SEA		376	17	4%	393
SUNLAND MARIANNA COX MEDICAL CENTER		350	43	11%	393
BONIFAY NURSING AND REHAB CENTER		363	30	8%	393
FAMILY CARE PARTNERS OF NORTHEAST FLORIDA LLC		318	74	19%	392
BRISTOL AT TAMPA, THE	4	380	8	2%	392
KINDRED HOSPITAL	10	364	17	4%	391
BAPTIST PRIMARY CARE, INC		362	28	7%	390
HEALTHWORKS MED GROUP OF FLORIDA PA	3	379	8	2%	390
MOOSEHAVEN HEALTH CENTER		352	38	10%	390
BARBER		13	376	97%	389
MEMPHIS PATHOLOGY LABORATORY	4	365	20	5%	389
LIFE CARE PONTE VEDRA INC		378	9	2%	387
VILLAGE DOCTORS OF KEYSTONE		306	81	21%	387
PALMS OF SEBRING		353	34	9%	387
BLOUNTSTOWN REHABILITATION CENTER LLC		280	106	27%	386
ST PETERSBURG PEDIATRICS-PARK BLVD		352	34	9%	386
Bayside Care Center	1	364	20	5%	385
UNIVERSITY OF TAMPA STUDENT HEALTH AND SHC CLINICAL LABORATORY		230	153	40%	383
FLORIDA HOSPITAL HEARTLAND MED CTR LAKE PLACID		290	92	24%	382
BROOKDALE PADDOCK HILLS	2	377	2	1%	381
THE SPRINGS AT BOCA CIEGA BAY		371	9	2%	380
PEDIATRIC ASSOCIATES OF OCALA PA		349	31	8%	380
UR MEDICINE LABS- CENTRAL LABORATORY		355	24	6%	379
BARTON HEALTH ALLIANCE	3	331	45	12%	379
PruittHealth Panama City	1	313	64	17%	378
NATIONS BEST FAMILY HEALTH CARE		199	179	47%	378
BERNHARDT LABORATORIES	1	313	63	17%	377
BAYA PHARMACY WEST		8	368	98%	376
TRI-COUNTY NURSING AND REHABILITATION CENTER INC		360	15	4%	375
PORT SAINT LUCIE HOSPITAL		365	9	2%	374
FAIR HAVENS CENTER, OPCO		367	7	2%	374
AYERS HEALTH & REHABILITATION CENTER		367	7	2%	374
ADVENTHEALTH EXPRESS CARE AT WALGREENS 49TH STREET		317	57	15%	374
ACCESS MEDICAL CENTER	1	344	28	8%	373
Life Care Center of Ocala		304	69	18%	373
PALM GARDEN OF WEST PALM BEACH	4	354	15	4%	373
HENDRY REGIONAL MEDICAL CENTER		107	265	71%	372
ST PETERSBURG PEDIATRICS-SEMINOLE BLVD		306	66	18%	372
SPECIALTY HEALTH AND REHABILITATION CENTER		346	25	7%	371
URGENT CARE BETHESDA	1	318	52	14%	371

# COVID-19: testing by laboratory

Data through Mar 21, 2021 verified as of Mar 22, 2021 at 09:25 AM

Data in this report are provisional and subject to change.

The numbers in the table below represent the number of Florida and non-Florida residents for whom test results were received by the Department of Health. A person can be tested by more than one laboratory and can have both positive and negative results. **Therefore, the sum of the numbers in each column will be larger than the total number of people tested.**

Reporting lab	Inconclusive	Negative	Positive	Percent positive	Total
SERENADES IN THE VILLAGES		318	53	14%	371
SEA BREEZE REHAB AND NURSING CENTER		361	9	2%	370
ARTHREX MEDICAL CENTER	1	261	108	29%	370
Stacey Health Care Centers Inc. dba Riverside Care Center		341	29	8%	370
INFORM DIAGNOSTICS		360	9	2%	369
LIFE CARE CENTER OF WINTER HAVEN		350	18	5%	368
ADVENT HEALTH - TAMPA		148	220	60%	368
TRENTON MEDICAL CENTER INC DBA PALMS MEDICAL GROUP	4	270	93	25%	367
FLORIDA HEART & VASCULAR MULTISPECIALTY GROUP PA		268	98	27%	366
DIGNITY HEALING, LLC		351	15	4%	366
WELL HEALTH WORKS	1	324	39	11%	364
SOLARIS HEALTHCARE PARKWAY	2	345	17	5%	364
Consulate Health Care of North Fort Myers		351	12	3%	363
FAMILY EXPRESS URGENT CARE		5	358	99%	363
PLANT CITY PEDIATRICS	1	293	69	19%	363
TRINITY REGIONAL REHAB CENTER		348	15	4%	363
HARDEE MANOR HEALTH CARE CENTER	1	358	3	1%	362
HEALTH CENTRAL PARK		295	66	18%	361
VETERANS AFFAIRS MEDICAL CENTER - LAKE CITY		52	309	86%	361
CHAUTAUQUA REHABILITATION AND NURSING CENTER		351	9	3%	360
MANOR CARE OF BOYNTON BEACH LLC		336	24	7%	360
SUN COUNTRY PEDIATRICS PLLC	9	317	31	9%	357
Bay Breeze Senior Living and Rehabilitation Center		304	53	15%	357
VILLAGE DOCTORS FAMILY MEDICAL CENTER OF		292	64	18%	356
HAINES CITY REHABILITATION AND NURSING CENTER		331	24	7%	355
ORCHARD RIDGE CARE AND REHABILITATION CENTER		336	19	5%	355
HARDEE COUNTY HEALTH DEPARTMENT		285	70	20%	355
SIGNATURE HEALTHCARE OF NORTH FLORIDA		349	4	1%	353
MY CLINICAL LAB		224	129	37%	353
AMBULATORY SURGERY CENTER OF BOCA RATON LTD		348	4	1%	352
MEDFAST URGENT CARE CENTER		122	230	65%	352
VILLAGE AT VIENNA SQUARE,THE	6	329	17	5%	352
MANORCARE HEALTH SERVICES - VENICE		297	55	16%	352
BAYSHORE DIAGNOSTICS		310	41	12%	351
CORAL BAY HEALTHCARE AND REHABILITATION	1	338	12	3%	351
SANFORD LABORATORIES		325	26	7%	351
Palmetto Subacute Care Center		339	11	3%	350
SIPARADIGM, DIAGNOSTIC INFORMATICS		273	77	22%	350
OCEAN VIEW NURSING AND REHAB CENTER		334	16	5%	350
AVANTE AT OCALA INC	2	318	30	9%	350
SABAL DIRECT PRIMARY CARE, PA		290	59	17%	349
ONESTOP MEDICAL AND URGENT CARE LLC		304	45	13%	349
Marshall Health and Rehabilitation Center		299	49	14%	348
HEALTH DESIGNS		332	14	4%	346
COLOR GENOMICS, INC.	2	338	6	2%	346
USAFSAM/PHE		174	170	49%	344

# COVID-19: testing by laboratory

Data through Mar 21, 2021 verified as of Mar 22, 2021 at 09:25 AM

Data in this report are provisional and subject to change.

The numbers in the table below represent the number of Florida and non-Florida residents for whom test results were received by the Department of Health. A person can be tested by more than one laboratory and can have both positive and negative results. **Therefore, the sum of the numbers in each column will be larger than the total number of people tested.**

Reporting lab	Inconclusive	Negative	Positive	Percent positive	Total
TAMARAC REHABILITATION & HEALTH CENTER		340	4	1%	344
ARCPPOINT LABS OF SARASOTA MANATEE		266	78	23%	344
WHITE-WILSON MEDICAL CENTER - NICEVILLE		303	40	12%	343
BAY VILLAGE OF SARASOTA INC		340	3	1%	343
AVANTE AT MT DORA		338	4	1%	342
FAIRWAY OAKS CENTER LLC	6	329	6	2%	341
ADVENT HEALTH CENTRA CARE - PALM COAST		80	261	77%	341
CORAL TRACE HEALTH CARE	2	333	5	1%	340
Life Care Center of Punta Gorda	1	326	13	4%	340
CRONOS CLINICAL LABORATORY	22	227	91	27%	340
ATLANTIC SHORES NURSING AND REHAB CENTER	1	330	9	3%	340
SELECT REFERENCE LABORATORIES, LLC	1	326	12	4%	339
HOLISTIX TREATMENT CENTERS		330	8	2%	338
MEDICAL CENTER AT OCEAN REEF,THE		321	17	5%	338
FL HUD DESTIN, LLC D/B/A GRAND BOULEVARD HEALTH		299	39	12%	338
TUSKAWILLA NURSING AND REHAB CENTER	2	329	7	2%	338
SPRINGTREE REHAB & HEALTH CARE CENTER		315	23	7%	338
HCSO OCCUPATIONAL HEALTH AND WELLNESS CENTER		263	73	22%	336
AVANTE AT LEESBURG INC		334	2	1%	336
ADVENT HEALTH - TIMBERRIDGE ER		281	52	16%	333
EXCEL PEDIATRICS		281	52	16%	333
NORTH PINELLAS STATMED QUICK QUALITY CLINICS		236	97	29%	333
Parkview Rehabilitation Center at Winter Park		322	10	3%	332
ELMHURST HOSPITAL CENTER	1	303	28	8%	332
AVENTURA REHAB AND NURSING CENTER		316	15	5%	331
KISSIMMEE FACILITY OPERATIONS LLC		306	24	7%	330
AZALEA TRACE PHYSICIAN SERVICES		326	4	1%	330
Life Care Center at Wells Crossing		309	21	6%	330
LAKE EUSTIS HEALTH AND REHABILITATION CENTER		322	7	2%	329
PEDIATRIC HEALTH CARE ALLIANCE, PA		295	33	10%	328
SEASIDE HEALTH AND REHABILITATION CENTER		270	58	18%	328
WALGREENS 3173		300	27	8%	327
ROSEWOOD HEALTH AND REHABILITATION CENTER		306	21	6%	327
Coastal Health and Rehabilitation Center		315	11	3%	326
SAMANTHA WILSON CARE CENTER	4	313	9	3%	326
SILVER CREEK SENIOR LIVING COMMUNITY		321	5	2%	326
PIONEER CLINICAL LAB, LLC		212	113	35%	325
MIDWAY SPECIALTY CARE CENTER	3	207	114	35%	324
BAPTIST PRIMARY CARE INC	1	298	25	8%	324
HEALTH PARK CARE CENTER		320	4	1%	324
ELMCROFT PINECREST	1	300	22	7%	323
24/7 PEDIATRIC CARE CENTERS INC		303	20	6%	323
DELTONA HEALTH CARE		298	24	7%	322
ADVENT HEALTH - WESTCHASE ER		276	46	14%	322
KENNEDY PAIN CLINIC GROUP LLC		289	33	10%	322
HOLIDAY CVS LLC DBA CVS/PHARMACY #0440		312	10	3%	322

# COVID-19: testing by laboratory

Data through Mar 21, 2021 verified as of Mar 22, 2021 at 09:25 AM

Data in this report are provisional and subject to change.

The numbers in the table below represent the number of Florida and non-Florida residents for whom test results were received by the Department of Health. A person can be tested by more than one laboratory and can have both positive and negative results. **Therefore, the sum of the numbers in each column will be larger than the total number of people tested.**

Reporting lab	Inconclusive	Negative	Positive	Percent positive	Total
LabCorp (Non-Interfaced)	1	125	195	61%	321
RIVERS FAMILY MEDICINE PA		240	81	25%	321
BEAR CREEK NURSING CENTER		315	5	2%	320
EMERALD COAST PEDIATRICS & ADOL		298	21	7%	319
PALMS REHABILITATION AND HEALTHCARE CENTER		282	37	12%	319
PENSACOLA PEDIATRICS, PA		302	17	5%	319
PruittHealth Santa Rosa		225	94	29%	319
ARGO SENIOR LIVING AT HAVERHILL		298	20	6%	318
BIOCEPT		296	22	7%	318
GOOD SAMARITAN SOCIETY-DAYTONA		296	21	7%	317
REHABILITATION CENTER OF LAKE CITY, THE		288	28	9%	316
Life Care Center at Inverrary		307	9	3%	316
The Care Center at Pinellas Park	1	307	8	3%	316
COMMUNITY HEALTH AND REHABILITATION CENTER		254	62	20%	316
FLORIDA HEALTH CARE PLANS			316	100%	316
BROOKDALE LAKE TAVARES		310	5	2%	315
KEY WEST HEALTH AND REHAB	1	306	7	2%	314
JACKSON PLAZA NURSING & REHAB CENTER	6	301	7	2%	314
ST LUCIE EMPLOYEE HEALTH & WELLNESS CENTER		307	6	2%	313
GENESIS MEDICAL LABORATORY MIAMI FL.		83	230	73%	313
MEDEXPRESS LUTZ		3	309	99%	312
AVELLINO LAB USA, INC	1	299	12	4%	312
PHYSICIANS REGIONAL WALK-IN		190	122	39%	312
TAVARES PEDIATRICS		262	49	16%	311
FAMILY CARE PARTNERS OF NE FLORIDA LLC		238	72	23%	310
ESTERO ISLAND MEDICAL CENTER		245	64	21%	309
ST JUDE CHILDREN'S RESEARCH HOSPITAL		293	15	5%	308
SOUTHWEST ORLANDO FAMILY MEDICINE, PL		257	51	17%	308
HOLLEY NAVARRE MEDICAL CLINIC		229	78	25%	307
JACKSONVILLE KIDS PEDIATRICS, PLLC		273	33	11%	306
REGENTS PARK OF BOCA RATON		303	3	1%	306
Life Care Center of Sarasota		293	13	4%	306
JAMES A HALEY VETERANS HOSPITAL			305	100%	305
LAKELAND REGIONAL HEALTH SYSTEMS INC		39	266	87%	305
LUTHERAN HAVEN		295	9	3%	304
ST JAMES HEALTH AND REHABILITATION CENTER		219	85	28%	304
UNIVERSITY OF CENTRAL FLORIDA HEALTH SERVICES		301	2	1%	303
Solaris Healthcare Lake Bennet		268	35	12%	303
HEATHER HILL HEALTHCARE CENTER		257	46	15%	303
LASER & SURGERY CENTER OF THE PALM BEACHES		300	2	1%	302
ST CATHERINE'S WEST REHABILITATION HOSPITAL		289	13	4%	302
SAINTS 120 LLC	1	267	34	11%	302
URGENT CARE EXPRESS LLC		1	300	100%	301
HOMESTEAD MANOR	2	258	41	14%	301
AMERICAN FINNISH NURSING HOME	2	290	8	3%	300
BOCA BIOLISTICS REFERENCE LABORATORY	2	185	112	37%	299

# COVID-19: testing by laboratory

Data through Mar 21, 2021 verified as of Mar 22, 2021 at 09:25 AM

Data in this report are provisional and subject to change.

The numbers in the table below represent the number of Florida and non-Florida residents for whom test results were received by the Department of Health. A person can be tested by more than one laboratory and can have both positive and negative results. **Therefore, the sum of the numbers in each column will be larger than the total number of people tested.**

Reporting lab	Inconclusive	Negative	Positive	Percent positive	Total
Avante at Inverness		295	3	1%	298
CLARE BRIDGE ORMOND BEACH	1	297			298
OKEECHOBEE COUNTY HEALTH DEPT	1	209	88	30%	298
ROSEN MEDICAL CENTER		257	41	14%	298
BUENA VISTA URGENT CARE		264	33	11%	297
MY HEALTHY BLUEPRINT BY BAPTIST HEALTH CARE		245	52	18%	297
OSPREY LODGE		238	59	20%	297
ENCOMPASS HEALTH REHABILITATION HOSPITAL OF SUNRISE	8	283	6	2%	297
ADVANCED AMBULATORY SURGERY CENTER		284	13	4%	297
BROOKDALE DESTIN		284	12	4%	296
FRICKS PHARMACY		235	61	21%	296
CROSS POINTE CARE CENTER	2	287	6	2%	295
BAY COUNTY SHERIFFS OFFICE JAIL FACILITY		249	45	15%	294
LONGWOOD FAMILY PRACTICE		224	69	24%	293
SIGNATURE HEALTHCARE AT THE COURTYARD		246	47	16%	293
LAKE PARK OF MADISON		282	11	4%	293
MANORCARE AT LELY PALMS		288	5	2%	293
DEPARTMENT OF HEALTH BUREAU OF FAMILY		287	6	2%	293
NORTHWEST MEDICAL CENTER CLINICAL LABORATORY		175	118	40%	293
The Grove Health and Rehabilitation		269	23	8%	292
MANOR CARE OF NAPLES FL LLC		289	3	1%	292
Solaris Healthcare Coconut Creek		286	6	2%	292
BIOIQ		243	48	16%	291
LA MER NH LLC		285	5	2%	290
PALM BEACH PEDIATRICS PA	2	252	36	12%	290
TALLAHASSEE NHHI LLC	1	262	27	9%	290
Avante at Orlando	1	282	6	2%	289
CONSULATE HEALTH CARE OF SAFETY HARBOR		283	6	2%	289
PALM GARDEN OF GAINESVILLE	2	285	2	1%	289
AUBURN UNIVERSITY MEDICAL CLINIC		227	62	21%	289
AMERICAN HEALTH ASSOCIATES INC	1	270	17	6%	288
LODGE HEALTH AND REHABILITATION CENTER, THE		255	32	11%	287
SILVERCREST HEALTH AND REHABILITATION CENTER	3	276	8	3%	287
RULEME CENTER	2	259	26	9%	287
Heartland Healthcare of Ft. Myers	1	285	1	0%	287
CHEEK AND SCOTT DRUGS INC		238	49	17%	287
BRIDGEWATER PARK HEALTH AND REHAB		257	29	10%	286
WIMAUMA COMMUNITY HEALTH CENTER		234	52	18%	286
ACCURATE DIAGNOSTIC LABS, INC		268	17	6%	285
AURORA DIAGNOSTICS BERNHARDT LABORATORIES PATHOLOGY SERVICE		190	93	33%	283
Avante at St Cloud, Inc.		274	8	3%	282
W FRANK WELLS NURSING HOME		253	28	10%	281
TIERRA PINES CENTER		269	12	4%	281
BAYA POINTE NURSING AND REHABILITATION		197	83	30%	280
DOCTORS MEMORIAL HOSPITAL		155	125	45%	280
PERSONALIZED GENETIC TESTING	1	183	95	34%	279



# COVID-19: testing by laboratory

Data through Mar 21, 2021 verified as of Mar 22, 2021 at 09:25 AM

Data in this report are provisional and subject to change.

The numbers in the table below represent the number of Florida and non-Florida residents for whom test results were received by the Department of Health. A person can be tested by more than one laboratory and can have both positive and negative results. **Therefore, the sum of the numbers in each column will be larger than the total number of people tested.**

Reporting lab	Inconclusive	Negative	Positive	Percent positive	Total
HOSPICE OF LAKE & SUMTER INC	1	272	6	2%	279
WESTCHESTER GARDENS LIMITED PARTNERSHIP		272	6	2%	278
renaissance health and rehabilitation center		259	19	7%	278
DAVID SCOTT MADWAR MD PA□		251	27	10%	278
PRUITT HEALTH-SANTA ROSA		275	2	1%	277
Crossbreeze care center	1	274	2	1%	277
HARBOURWOOD	1	272	4	1%	277
AVON PARK PEDIATRICS INC	3	249	25	9%	277
VILLAGES REGIONAL HOSPITAL SURGERY CENTER LLC, THE		218	58	21%	276
Rehabilitation Center for Park Place LLC		265	11	4%	276
HUNT CLUB PEDIATRIC ASSOCIATES, P.A.		234	41	15%	275
Solaris HealthCare Imperial		267	8	3%	275
Glades West Rehabilitation and Nursing Center		266	8	3%	274
FLORIDA KEYS PEDIATRICS & ADOLESCENT CENTER		260	14	5%	274
NASSAU COUNTY JAIL		229	43	16%	272
VILLAGE PLACE NH LLC□		248	24	9%	272
FOUNTAIN INN NURSING & REHABILITATION CTR, INC		265	6	2%	271
Sunset Point Center		267	4	1%	271
CENTERSTONE OF FLORIDA□		252	19	7%	271
STERLING HOUSE OF DELAND		270	1	0%	271
Premier Place at The Glenview		260	9	3%	269
FLETCHER HEALTH AND REHABILITATION CENTER		268	1	0%	269
ADVENT HEALTH CARE CENTER	9	246	13	5%	268
ADVENT HEALTH CENTRA CARE - ORMOND BEACH		113	155	58%	268
USA HEALTH UNIVERSITY HOSPITAL CLINICAL LABORATORY	1	257	10	4%	268
CHIPOLA HEALTH AND REHAB		250	17	6%	267
LUIS A GHIGLINO MD PA		258	9	3%	267
West Melbourne Health and Rehabilitation Center		266	1	0%	267
BRENTWOOD RETIREMENT COMMUNITY	5	231	31	12%	267
Concordia Village of Tampa AL		262	5	2%	267
DAYTONA BEACH HEALTH AND REHAB CENTER		267			267
HAVEN OF OUR LADY OF PEACE INC		258	8	3%	266
EPWORTH VILLAGE RETIREMENT COMMUNITY		262	4	2%	266
Vi at Lakeside Village Skilled Nursing		254	12	5%	266
VETERANS AFFAIRS MEDICAL CENTER - MIAMI		2	264	99%	266
SERANADES BY SONATA WEST ORANGE		236	29	11%	265
PROTEUS MOLECULAR AND CLINICAL LAB	1	150	112	43%	263
WHITE WILSON MEDICAL IMMEDIATE CARE NICEVILLE		46	217	83%	263
RIVERWOOD HEALTH NH LLC		223	39	15%	262
CHIPOLA MEDICAL ASSOCIATES, LLC		186	76	29%	262
CHURCH OF SCIENTOLOGY FLAG SERVICE ORGANIZATION		259	3	1%	262
PAVILION FOR HEALTHCARE, THE		260	2	1%	262
SARAPATH DIAGNOSTICS		140	121	46%	261
WESTWOOD HEALTHCARE SNF		215	46	18%	261
CLIFFORD CHESTER SIMS VA NURSING HOME		251	9	3%	260
BROWARD NURSING & REHABILITATION CTR	8	238	14	5%	260

# COVID-19: testing by laboratory

Data through Mar 21, 2021 verified as of Mar 22, 2021 at 09:25 AM

Data in this report are provisional and subject to change.

The numbers in the table below represent the number of Florida and non-Florida residents for whom test results were received by the Department of Health. A person can be tested by more than one laboratory and can have both positive and negative results. **Therefore, the sum of the numbers in each column will be larger than the total number of people tested.**

Reporting lab	Inconclusive	Negative	Positive	Percent positive	Total
MACCLENNY NURSING AND REHAB		242	18	7%	260
CONSULATE HEALTHCARE OF KISSIMMEE		247	12	5%	259
FIRST CHOICE PRIMARY CARE		207	51	20%	258
Chatsworth at PGA National, LLC		246	12	5%	258
FLORIDA WOMAN CARE LABORATORY LLC		232	26	10%	258
DE LUNA HEALTH AND REHABILITATION CENTER		235	23	9%	258
BOULEVARD REHABILITATION CENTER		241	14	5%	255
ABBOTT LABORATORIES		166	89	35%	255
STATMED QUICK QUALITY CLINIC AT NORTH PINELLAS		66	189	74%	255
AZALEA TRACE		241	13	5%	254
FLORIDA ATLANTIC UNIVERSITY STUDENT HEALTH		215	39	15%	254
MARTIN MEMORIAL MEDICAL CENTER LAB		128	126	50%	254
ADVENT HEALTH - ORLANDO		194	59	23%	253
SHELL POINT VILLAGE MEDICAL CENTER		246	7	3%	253
RENAISSANCE AT THE TERRACES		251	1	0%	252
Surrey Place Healthcare and Rehabilitation		250	2	1%	252
ARBOR FACILITY INC		250	1	0%	251
BOND CLINIC, PA		183	67	27%	250
Solaris Senior Living North Naples ALF		241	9	4%	250
FAMILY MEDICAL CARE OF PALM BEACH		190	60	24%	250
BUREAU OF CLINICAL LABORATORIES		208	41	16%	249
MIAMI JEWISH HEALTH SYSTEMS, INC	4	236	9	4%	249
LAKESIDE NEUROLOGIC		239	10	4%	249
FORT MYERS REHABILITATION AND NURSING CENTER		223	26	10%	249
Cross Gardens Care Center		248	1	0%	249
CARRINGTON PLACE OF ST PETE LLC		242	6	2%	248
ST MARK VILLAGE	1	242	5	2%	248
AMELIA MEDICAL CARE		97	150	61%	247
KR at Hillsborough Lakes/Lutz Healthcare		237	10	4%	247
Heritage Healthcare at Tallahassee		239	7	3%	246
AVECINA MOBILE		121	125	51%	246
CYPRESS COVE		240	6	2%	246
ALTAMONTE MD		73	173	70%	246
METROPOLITAN HOSPITAL CENTER		238	7	3%	245
NORTH FLORIDA PEDIATRICS - MARIANNA		206	39	16%	245
ROSEWOOD HEALTHCARE & REHABILITATION CENTER		239	6	2%	245
ADVENTHEALTH EXPRESS CARE AT WESLEY CH		218	27	11%	245
MALABAR/ADVENT CENTRA CARE		48	196	80%	244
HEARTLAND PEDIATRICS OF LAKE PLACID PA	1	212	30	12%	243
BAYVIEW CENTER		238	5	2%	243
APLS SERVICES LLC D/B/A CLEAR DIAGNOSTICS	12	229	2	1%	243
FLORIDA CLINICAL LABORATORY-BIOREFERENCE LABORATORIES		92	151	62%	243
PONTE VEDRA GARDENS		242	1	0%	243
WALGREENS 10670		212	30	12%	242
ARCHER HEALTH VENTURES, LLC		217	25	10%	242
EDGEWATER AT WATERMAN VILLAGE,THE		227	15	6%	242

# COVID-19: testing by laboratory

Data through Mar 21, 2021 verified as of Mar 22, 2021 at 09:25 AM

Data in this report are provisional and subject to change.

The numbers in the table below represent the number of Florida and non-Florida residents for whom test results were received by the Department of Health. A person can be tested by more than one laboratory and can have both positive and negative results. **Therefore, the sum of the numbers in each column will be larger than the total number of people tested.**

Reporting lab	Inconclusive	Negative	Positive	Percent positive	Total
GOOD SAMARITAN CARES		236	5	2%	241
JACKSONVILLE UNIVERSITY	1	227	13	5%	241
CLARE BRIDGE OF SARASOTA		238	2	1%	240
HOMESTEAD VILLAGE		229	11	5%	240
CONEY ISLAND HOSPITAL		232	7	3%	239
PALM GARDEN OF AVENTURA		236	3	1%	239
ORANGE COUNTY HEALTH DEPT		228	11	5%	239
TERRACES OF LAKE WORTH CARE CENTER		227	12	5%	239
UCC - WELLINGTON		3	236	99%	239
AMERICAN HOUSE SENIOR LIVING		189	50	21%	239
PEDIATRICS IN BREVARD PA		188	49	21%	237
WASHINGTON REHAB AND NURSING		227	10	4%	237
TGH		1	235	100%	236
FELLOWSHIP HOME AT THE FAIRWAY LLC		229	7	3%	236
Consulate Health Care of St. Petersburg		229	7	3%	236
OAK HAMMOCK AT THE UNIVERSITY OF FLORIDA		229	6	3%	235
REGENTS PARK AT AVENTURA		221	14	6%	235
BAY TREE CARE AND REHABILITATION CENTER		197	38	16%	235
Chatham Glen Healthcare and Rehabilitation Center		226	8	3%	234
ARCPPOINT LABS OF ST PETERSBURG		152	82	35%	234
ST AUGUSTINE HEALTH & REHAB CENTER		233	1	0%	234
SUNCOAST URGENT CARE		178	55	24%	233
ATLANTIC URGENT CARE		155	78	33%	233
LORI MCAULIFFE MD PA		204	29	12%	233
CITY OF PORT SAINT LUCIE		215	17	7%	232
MANDARIN PEDIATRICS		210	22	9%	232
LAKEVIEW INTERNAL MEDICINE		175	57	25%	232
ARDEN COURTS OF TAMPA	2	224	5	2%	231
PALM BEACH COUNTY FIREFIGHTERS HEALTH CLINIC, LLC		189	41	18%	230
RITECARE MEDICAL CENTER		158	72	31%	230
LYNN HAVEN SPORTS COMPLEX-WALKON CLINIC		21	209	91%	230
ManorCare Health Services-Palm Harbor	1	229			230
PRINCIPLE LABORATORY	5	218	5	2%	228
220 GOLDEN, LLC	1	211	16	7%	228
Lake Port Square Health Center		212	16	7%	228
AVANTE AT ORMOND BEACH INC		221	6	3%	227
PARKS HEALTHCARE & REHABILITATION CTR	4	211	11	5%	226
Lakewood Nursing Center		197	29	13%	226
SEAVIEW NURSING AND REHABILITATION CENTER		217	9	4%	226
CCS - JOSEPH V CONTE		223	2	1%	225
SAMIR EBEID MD		202	23	10%	225
THE VILLAGES REGIONAL HOSPITAL FREESTANDING		201	23	10%	224
MIAMI CEREBRAL PALSY RESIDENTIAL		222	1	0%	223
WIREGRASS DIRECT PRIMARY CARE PLLC		190	33	15%	223
THE RESIDENCE AT TIMBER PINES	4	194	25	11%	223
WHITE WILSON MEDICAL CENTER IMMEDIATE CARE		114	109	49%	223

# COVID-19: testing by laboratory

Data through Mar 21, 2021 verified as of Mar 22, 2021 at 09:25 AM

Data in this report are provisional and subject to change.

The numbers in the table below represent the number of Florida and non-Florida residents for whom test results were received by the Department of Health. A person can be tested by more than one laboratory and can have both positive and negative results. **Therefore, the sum of the numbers in each column will be larger than the total number of people tested.**

Reporting lab	Inconclusive	Negative	Positive	Percent positive	Total
LEHIGH VALLEY GENOMICS			223	100%	223
POMPANO REHABILITATION AND NURSING CTR		222			222
NORTH FLORIDA PEDIATRICS PA - DUVAL		193	29	13%	222
EDGEWOOD NURSING CENTER		213	9	4%	222
PINNACLES PEDS CARE PA		222			222
DISCOVERY VILLAGE AT MELBOURNE		195	27	12%	222
Signature healthcare of Jacksonville		215	5	2%	220
ASCENSION MEDICAL GROUP		5	215	98%	220
ST ANTHONYS REHABILITATION HOSPITAL	9	209	2	1%	220
E-LAB OF FLORIDA		198	21	10%	219
ANGELS DIAGNOSTIC GROUP		174	45	21%	219
FLORIDA STATE HOSPITAL CLINICAL LABORATORY		217	2	1%	219
Boynton Beach Rehabilitation Center	2	213	4	2%	219
WOOD LAKE HEALTH AND REHABILITATION CENTER		219			219
CORAL REEF NURSING & REHABILITATION CENTER		212	6	3%	218
HOLISTIC PEDIATRICS GROUP LLC		197	21	10%	218
SURREY PLACE CARE CENTER		211	6	3%	217
THE MANOR AT CARPENTERS		185	32	15%	217
LAKE PORT SQUARE		200	17	8%	217
FORT PIERCE HEALTH CARE		210	7	3%	217
PADDOCK RIDGE		214	3	1%	217
ST. CLOUD REGIONAL MEDICAL CENTER		199	18	8%	217
VI AT BENTLEY VILLAGE HOME CARE		215	1	0%	216
NSPIRE HEALTHCARE LAUDERHILL		210	6	3%	216
BROOKDALE ATRIM WAY		210	6	3%	216
GATEWAY/ADVENT CENTRA CARE	1	24	190	88%	215
Orchid Cove at Sarasota		214	1	0%	215
DOCTORS MEMORIAL FAMILY MEDICINE	2	148	65	30%	215
LCS SANDHILL COVE LLC DBA	6	200	9	4%	215
VETERANS AFFAIRS ORLANDO VA MEDICAL CENTER			215	100%	215
CORAL GABLES NURSING & REHABILITATION CENTER		205	10	5%	215
BLOCK, NATION, CHASE, AND SMOLEN FAMILY MEDICINE		157	57	27%	214
KEY LARGO - LARGO CARGO		193	21	10%	214
ELLENTON PEDIATRICS PA		200	14	7%	214
Consulate Healthcare of West Palm Beach		197	16	8%	213
MADISON FACILITY INC		212	1	0%	213
MORSE LIFE MEMORY CARE RESIDENCE		204	9	4%	213
COLONY CLUB ALF,THE	1	199	13	6%	213
LIFE CARE CENTER OF PORT ST. LUCIE		200	12	6%	212
CONSULATE HEALTH CARE OF WINTER HAVEN		209	3	1%	212
San Jose Health & Rehabilitation		206	6	3%	212
Bayside Health and Rehabilitation		181	31	15%	212
ADVENT HEALTH - LAKE NONA		183	29	14%	212
CHILDREN MED CARE INC		179	33	16%	212
POCONO MEDICAL CENTER		212			212
SUPERIOR RESIDENCES OF PANAMA CITY BEACH		205	6	3%	211

# COVID-19: testing by laboratory

Data through Mar 21, 2021 verified as of Mar 22, 2021 at 09:25 AM

Data in this report are provisional and subject to change.

The numbers in the table below represent the number of Florida and non-Florida residents for whom test results were received by the Department of Health. A person can be tested by more than one laboratory and can have both positive and negative results. **Therefore, the sum of the numbers in each column will be larger than the total number of people tested.**

Reporting lab	Inconclusive	Negative	Positive	Percent positive	Total
PARTICLE THEORY LABS		191	20	9%	211
SUNRISE DIAGNOSTIC LABORATORY		158	53	25%	211
BORLAND GROOVER CLINIC	1	173	37	18%	211
MACTOWN, INC		209	2	1%	211
MARTIN ACQUISITION 1 LLC DBA		198	13	6%	211
FLAGLER COUNTY DETENTION CENTER		199	12	6%	211
HEALTH FIRST - HOLMES REGIONAL MEDICAL CENTER		32	178	85%	210
GUEST HOUSE OCALA, THE		204	6	3%	210
BODYK		206	4	2%	210
Royal Oaks Nursing and Rehab		209	1	0%	210
GOOD SAMARITAN SOCIETY OF DELAND		199	11	5%	210
ST VINCENT'S AMBULATORY CARE INC DBA	2	177	31	15%	210
EVENT MED SERVICES LABORATORY		205	5	2%	210
Avante at Lake Worth, Inc.		208	1	0%	209
The Palace Nursing and Rehabilitation Center		209			209
Whispering Oaks	11	175	23	11%	209
HOSPICE OF ST FRANCIS INC		202	7	3%	209
Nspire Health Care Kendall		199	10	5%	209
Taylor Care Center		204	5	2%	209
DOS OF NORTH SHORES NURSING & REHAB CENTER		208			208
Flagler Health and Rehabilitation		205	3	1%	208
SPRINGS AT LAKE POINTE WOODS		206	2	1%	208
PALMS MEDICAL GROUP HIGH SPRINGS		174	33	16%	207
FULGENT GENETICS	2	165	40	19%	207
SOLARIS SENIOR LIVING VERO BEACH		198	8	4%	206
ST PETERSBURG PEDIATRICS-EAST BAY	1	171	34	17%	206
CCS - PAUL REIN DETENTION FACILITY		139	66	32%	205
IMA MEDICAL GROUP		138	67	33%	205
LAKESIDE HEALTH CENTER		205			205
Cross Terrace REhabilitation		203	2	1%	205
DISCOVERY VILLAGE AT NAPLES		187	17	8%	204
PCB CLINIC		159	45	22%	204
ADVENT HEALTH CENTRA CARE - DAYTONA BEACH		94	110	54%	204
BROOKDALE OF SPRING HILL	9	192	2	1%	203
Sunnyside Nursing Home		200	3	1%	203
GLENRIDGE ON PALMER RANCH,THE		195	8	4%	203
ADVENT HEALTH CENTRA CARE - APOPKA NORTH		172	30	15%	202
PATHGROUP LABS LLC		97	105	52%	202
POLK COUNTY HEALTH DEPARTMENT		178	24	12%	202
CONSULATE HEALTH CARE OF MELBOURNE		196	5	2%	201
MATHISON RETIREMENT COMMUNITY, INC	1	192	8	4%	201
VAMC WEST PALM LAB		5	196	98%	201
INN AT ASTON GARDENS, THE		194	7	3%	201
Governors Creek Health and Rehabilitation	1	198	2	1%	201
ARDEN COURTS OF SEMINOLE		160	41	20%	201
STERLING HOUSE OF WINTER HAVEN		198	3	1%	201

# COVID-19: testing by laboratory

Data through Mar 21, 2021 verified as of Mar 22, 2021 at 09:25 AM

Data in this report are provisional and subject to change.

The numbers in the table below represent the number of Florida and non-Florida residents for whom test results were received by the Department of Health. A person can be tested by more than one laboratory and can have both positive and negative results. **Therefore, the sum of the numbers in each column will be larger than the total number of people tested.**

Reporting lab	Inconclusive	Negative	Positive	Percent positive	Total
BAY VUE NURSING AND REHABILITATION CENTER		190	10	5%	200
OAKBROOK HEALTH AND REHABILITATION CENTER	1	185	14	7%	200
HERITAGE HEALTHCARE AND REHABILITATION CENTER		195	5	3%	200
LAKE VIEW CARE CENTER AT DELRAY		193	6	3%	199
FLORIDA HEALTH CARE PLAN INC		2	197	99%	199
SOUTHLAND SUITES OF ORMOND BEACH	4	195			199
ADVENT HEALTH - CARROLLWOOD	4	169	26	13%	199
LAUREL POINT CARE ACQUISITION LLC DBA SANDGATE GARDENS REHAB AND NURSI		171	27	14%	198
DEPARTMENT OF HEALTH & HUMAN SERVICES		198			198
Avante of Boca Raton		198			198
The Waterford		194	3	2%	197
BRADEN RIVER REHABILITATION CENTER LLC		196	1	1%	197
JUPITER MEDICAL CENTER URGENT CENTER		158	39	20%	197
ADVANCED MEDICAL GROUP		1	196	99%	197
CORNERSTONE MEDICAL CARE OF BRANDON PL		101	96	49%	197
MIRACLE HILL NURSING & REHABILITATION CENTER INC		191	6	3%	197
ABBIEJEAN RUSSELL CARE CENTER		195	1	1%	196
PATHWAY PHARMACY		162	34	17%	196
NO FLORIDA PEDIATRICS, PA		169	27	14%	196
SANDY PINES	2	175	19	10%	196
BOCA RATON REHABILITATION CENTER	4	189	3	2%	196
PALM HARBOR FAMILY PRACTICE & WALK-IN		149	47	24%	196
Heritage Park Rehabilitation & Healthcare		177	18	9%	195
AFTER HOURS PEDIATRICS INC	1	1	193	99%	195
TARPON POINT NURSING AND REHABILITATION CENTER		192	3	2%	195
PENSACOLA PEDIATRICS - PACE		184	11	6%	195
Avante at Melbourne		192	3	2%	195
ALLIANCE PEDIATRICS PA		189	5	3%	194
BEACON AT GULF BREEZE, THE	2	181	11	6%	194
AMA MEDICAL GROUP LLC		162	32	16%	194
SARNO EXTENDED HOURS		124	69	36%	193
MARION AND BERNARD L SAMSON NURSING CENTER		189	4	2%	193
TUSCAN GARDENS OF PALM COAST		188	5	3%	193
PBC FIREFIGHTER BENEFIT FUND WELLNESS CENTER		155	38	20%	193
FINLAY CLINICAL LABORATORY INC	1	39	152	79%	192
GRACE PEDIATRICS		161	31	16%	192
CYPRESS POINT LIVING, LLC		177	15	8%	192
NEW YORK CITY DEPARTMENT OF HEALTH & MENTAL		157	34	18%	191
HEALTH LINK DIAGNOSTIC LABORATORIES		182	9	5%	191
MEDICAL CONSULTANTS OF FLORIDA LLC	1	157	33	17%	191
WALGREENS 4915	1	170	19	10%	190
NEO GENOMICS - FORT MYERS	1	183	6	3%	190
CARENOW LAKE MARY		45	145	76%	190
UNIVERSITY OF MIAMI		62	127	67%	189
RIVERWOOD CENTER, THE		179	10	5%	189
BHA TITUSVILLE CLINIC		177	12	6%	189

# COVID-19: testing by laboratory

Data through Mar 21, 2021 verified as of Mar 22, 2021 at 09:25 AM

Data in this report are provisional and subject to change.

The numbers in the table below represent the number of Florida and non-Florida residents for whom test results were received by the Department of Health. A person can be tested by more than one laboratory and can have both positive and negative results. **Therefore, the sum of the numbers in each column will be larger than the total number of people tested.**

Reporting lab	Inconclusive	Negative	Positive	Percent positive	Total
PATRIOT MEDICAL LABORATORIES		181	8	4%	189
FIRST CHOICE PEDIATRICS SEMORAN		97	91	48%	188
LAB CORP	1	109	78	41%	188
OCEAN REEF MEDICAL CENTER		150	38	20%	188
WOMEN'S CARE FLORIDA LABORATORY		183	5	3%	188
PLANTATION NURSING & REHAB CENTER		187			187
BARKLEY PLACE	1	182	4	2%	187
JACKSONVILLE VA UNIVERSITY OPC	4	177	6	3%	187
FARAH MEDICAL		175	12	6%	187
BRUCE S WEST MD	1	184	1	1%	186
ALLSOUTH URGENT CARE		19	167	90%	186
LEESBURG PEDIATRICS		161	25	13%	186
CSL PLASMA		31	155	83%	186
JUPITER MEDICAL CENTER URGENT CARE - STUART		137	49	26%	186
ANTHEM LAKES LLC		151	35	19%	186
HOSPITAL FOR SPECIAL SURGERY		182	3	2%	185
NIGHT LITE PEDIATRICS WINTER GARDEN		144	41	22%	185
VIERA MANOR ASSISTED LIVING RESIDENCE		178	7	4%	185
ADVENT		172	13	7%	185
BAPTIST HEALTH PRIMARY CARE	1	134	49	27%	184
ST. JAMES BAY HEALTH AND REHABILITATION CENTER		183	1	1%	184
GEORGIA DEPARTMENT OF PUBLIC HEALTH	1	5	178	97%	184
The Ponce Therapy Care Center		180	4	2%	184
YOUR FAMILY WALK-IN CLINIC		13	171	93%	184
LIFE CARE CENTER OF ALTAMONTE SPRINGS		157	27	15%	184
CANTERFIELD OF CLAY COUNTY		146	38	21%	184
MIDWAY PRIMARY CARE, LLC	11	103	69	38%	183
ADVENT HEALTH CENTRA CARE - WESLEY CHAPEL		13	170	93%	183
GULF COAST MEDICAL CENTER		179	4	2%	183
BROOKDALE ORANGE PARK		181	1	1%	182
ST JOSEPH'S HOSPITAL LABORATORY			182	100%	182
KINDRED HOSPITAL THE PALM BEACHES		177	5	3%	182
LABCORP BURLINGTON		145	37	20%	182
KENILWORTH CARE & REHABILITATION CENTER		172	10	5%	182
GLADES HEALTH CARE CENTER		178	3	2%	181
SOUTH BALDWIN REGIONAL MEDICAL CENTER		169	12	7%	181
EDWARD J HEALEY REHAB & NURSING CENTER		181			181
MIAMI VA HEALTHCARE SYSTEM			181	100%	181
HAWKINS FAMILY MEDICINE LLC	1	129	51	28%	181
JACKSONVILLE NURSING AND REHAB CENTER		173	8	4%	181
Emory L Bennett State Veterans Nursing Home		178	3	2%	181
NADAL PEDIATRICS - VICTORIA STREET (3385)		153	28	15%	181
STERLING HOUSE OF PUNTA GORDA		179	1	1%	180
MILLENNIUM PHYSICIAN GROUP LLC		156	23	13%	179
ZON BEACHSIDE LLC		142	37	21%	179
PHYSICIANS REGIONAL MEDICAL CENTER - PINE RIDGE		20	159	89%	179

# COVID-19: testing by laboratory

Data through Mar 21, 2021 verified as of Mar 22, 2021 at 09:25 AM

Data in this report are provisional and subject to change.

The numbers in the table below represent the number of Florida and non-Florida residents for whom test results were received by the Department of Health. A person can be tested by more than one laboratory and can have both positive and negative results. **Therefore, the sum of the numbers in each column will be larger than the total number of people tested.**

Reporting lab	Inconclusive	Negative	Positive	Percent positive	Total
ARDEN COURTS OF LARGO FL, LLC		156	22	12%	178
HIGHLANDS URGENT CARE			178	100%	178
PRIMECARE OF DOTHAN		124	54	30%	178
JUNO DERMATOLOGY LLC		161	17	10%	178
ADVENT HEALTH CENTRA CARE - CARROLLWOOD		5	172	97%	177
ALL SEASONS NAPLES LLC		172	5	3%	177
SUNY UPSTATE MEDICAL UNIVERSITY		162	15	8%	177
STAR CARE		153	23	13%	176
SUMMERFIELD EMERGENCY ROOM		132	44	25%	176
MEDICATION ROOMS-CSU/CI NURSE STATION	1	164	11	6%	176
GENE BY GENE		61	115	65%	176
ORLANDO HEALTH EMERGENCY DEPARTMENT		163	12	7%	175
CARE CENTERS OF NASSAU		172	3	2%	175
CRYSTAL RIVER HEALTH & REHAB		175			175
PEDIATRIC SPECIALISTS MEDICAL GROUP	1	162	12	7%	175
ROSECASTLE OF CITRUS		145	30	17%	175
ASTON GARDENS AT PELICAN MARSH		169	5	3%	174
QUICK CARE MED LLC	1	121	52	30%	174
BENDERSON FAMILY SKILLED NURSING AND		157	17	10%	174
PINELLAS CARE CENTER		143	31	18%	174
The Inn at Sarasota Bay Club		172	2	1%	174
WORKPLACE SCREENING INTELLIGENCE			174	100%	174
CANTERFIELD OF OCALA, LLC		163	11	6%	174
ANCHOR CARE AND REHABILITATION CENTER		173	1	1%	174
US MEDICAL CARE, INC		155	19	11%	174
DOLPHIN POINTE HEALTH CARE LLC		153	20	12%	173
EXOSOME DIAGNOSTICS	1	154	18	10%	173
CENTRAL FLORIDA HEALTHCARE GROUP LLC		151	21	12%	172
Sunrise Health and Rehabilitation Center		163	8	5%	171
GEORGE SAFRAN MD PC		158	13	8%	171
NORTH FLORIDA INTERNAL MEDICINE PA		137	34	20%	171
FORT WALTON REHABILITATION CENTER		133	38	22%	171
BROOKDALE FORT MYERS THE COLONY		167	4	2%	171
ARDEN COURTS OF FORT MYERS		164	6	4%	170
FLORIDA DEPARTMENT OF HEALTH IN ALACHUA COUNTY -		156	14	8%	170
BAY EDUCATORS WELLNESS CENTER		113	57	34%	170
PEDIATRICS OF GREATER ORLANDO		146	24	14%	170
ROSECASTLE OF ZEPHRILLS		167	3	2%	170
BRIGHTON EGGERT PHARMACY INC		163	7	4%	170
HIGHLANDS LAKE CENTER		165	4	2%	169
Life Care Center of Orlando		164	5	3%	169
CONCORD LIFE SCIENCES LLC	2	150	17	10%	169
PANAMA CITY DEVELOPMENTAL CENTER		168			168
TUSCAN GARDENS OF VENETIA MANAGEMENT COMPANY		155	13	8%	168
ARDEN COURTS OF DELRAY BEACH FL LLC	3	154	10	6%	167
ADVENT HEALTH CENTRA CARE - TEMPLE TERRACE	1	103	63	38%	167



# COVID-19: testing by laboratory

Data through Mar 21, 2021 verified as of Mar 22, 2021 at 09:25 AM

Data in this report are provisional and subject to change.

The numbers in the table below represent the number of Florida and non-Florida residents for whom test results were received by the Department of Health. A person can be tested by more than one laboratory and can have both positive and negative results. **Therefore, the sum of the numbers in each column will be larger than the total number of people tested.**

Reporting lab	Inconclusive	Negative	Positive	Percent positive	Total
A PLUS PEDIATRICS		145	22	13%	167
URGENT CARE OF THE PALM BEACHES, NORTH PALM BEACH			167	100%	167
MEADOWCREST FAMILY PHYSICIANS		97	69	42%	166
MOBILE INFIRMARY MED CENTER PATH LAB		151	15	9%	166
SUWANNEE VALLEY NURSING CENTER		152	14	8%	166
THE ARLINGTON OF NAPLES INC.		162	3	2%	165
CONCIMED LLC		151	14	8%	165
CITRUS HEALTH AND REHAB		132	33	20%	165
OSPREY VILLAGE AT AMELIA ISLAND LTD		155	10	6%	165
CAYUGA MEDICAL CENTER AT ITHACA		160	5	3%	165
HEALTHPOINT MED GRP OF THE EMERALD COAST LLC		132	32	20%	164
MID FLORIDA PATHOLOGY LLC MOBILE UNIT #4		113	51	31%	164
BAPTIST HEALTH URGENT CARE AT PLANTATION		130	34	21%	164
WILLISTON PEDIATRICS PA	1	139	23	14%	163
WOODBIDGE FACILITY INC		158	5	3%	163
LAKEVIEW TERRACE RETIREMENT COMMUNITY		146	17	10%	163
BRADENTON HEALTH CARE		163			163
HUNT CLUB PEDIATRIC ASSOCIATES PA		102	61	37%	163
COASTAL INTERNAL MEDICINE		125	38	23%	163
PRECISION GENETICS, INC		157	6	4%	163
TRI COUNTY NURSING HOME		162	1	1%	163
FLORIDA DEPARTMENT OF HEALTH IN TAYLOR COUNTY	1	119	43	26%	163
WESLEY HAVEN VILLA	1	127	34	21%	162
NAIA		161	1	1%	162
SOMERBY LAKE NONA		154	7	4%	161
ARCADIA HEALTH AND REHABILITATION CENTER		100	60	38%	160
CHARTER SENIOR LIVING OF PANAMA CITY BEACH		139	21	13%	160
GREENBRIAR REHABILITATION AND NURSING CENTER	1	159			160
LAKE REGIONAL URGENT CARE		11	149	93%	160
KEYSTONE REHAB		160			160
BROOKDALE PENSACOLA		158	1	1%	159
VIPEDIATRICS PLLC		144	15	9%	159
MEDLAB DIAGNOSTICS, LLC		147	12	8%	159
WEST COAST FAMILY MEDICAL CARE		125	34	21%	159
TERRACE AT HOBE SOUND, THE	1	153	4	3%	158
WUESTHOFF REF LABORATORY			158	100%	158
RIVERSIDE RECOVERY OF TAMPA		156	1	1%	157
ADVENT HEALTH - PALM HARBOR ER		123	34	22%	157
DOCTORS MEMORIAL FAMILY PRACTICE	2	119	36	23%	157
BONITA PHARMACY		143	13	8%	156
SACRED HEART HEALTH SYSTEM INC		125	31	20%	156
SIGNATURE HEALTHCARE OF ORANGE PARK		153	3	2%	156
KRYSTAL BAY NURSING AND REHABILITATION		151	5	3%	156
TIMBERRIDGE NURSING HOME & REHAB		123	33	21%	156
REGENCY PARK		138	18	12%	156
VILLA MARIA WEST SKILLED NURSING FACILITY		149	7	4%	156

# COVID-19: testing by laboratory

Data through Mar 21, 2021 verified as of Mar 22, 2021 at 09:25 AM

Data in this report are provisional and subject to change.

The numbers in the table below represent the number of Florida and non-Florida residents for whom test results were received by the Department of Health. A person can be tested by more than one laboratory and can have both positive and negative results. **Therefore, the sum of the numbers in each column will be larger than the total number of people tested.**

Reporting lab	Inconclusive	Negative	Positive	Percent positive	Total
Englewood Healthcare and Rehab		141	15	10%	156
MCW MENTAL HEALTH LLC		152	4	3%	156
NORTH PORT REHABILITATION AND NURSING CENTER□		155	1	1%	156
FINNISH AMERICAN REST HOME-ALF		154	2	1%	156
SENIOR LIVING VII TAMPA LLC□	1	145	9	6%	155
NORTH BEACH REHABILITATION CENTER		153	2	1%	155
CAREATC CITY OF TAMPA		128	27	17%	155
COCOA BEACH/ADVENT CENTRA		41	114	74%	155
EAST NEW YORK DIAGNOSTIC AND TREATMENT		147	8	5%	155
PRUITT HEALTH		152	2	1%	154
FAWCETT MEMORIAL HOSPITAL-LAB		39	115	75%	154
POINTE, THE		126	28	18%	154
VILLAGE PEDIATRICS LLC		126	28	18%	154
BARTRAM CROSSING		154			154
DIAMOND RIDGE		147	7	5%	154
PALMETTTO FACILITY INC	1	153			154
PROFESSIONAL URGENT CARE SERVICES		121	33	21%	154
COLLIER PHARMACY		123	31	20%	154
VITAS HEALTHCARE CORPORATION OF FL		139	15	10%	154
Kindred Hospital South Florida Hollywood SNU		147	7	5%	154
HIALEAH SHORES NURSING AND REHAB CENTER		146	8	5%	154
AMERICAN FAMILY MEDICAL LLC		115	39	25%	154
ALL FLORIDA FAMILY AND SPORTS MEDICINE		134	20	13%	154
PROVIDENCE HOSPITAL LABORATORY		144	8	5%	152
DESOTO PALMS ALF		147	5	3%	152
BENTON HOUSE AT OAKLEAF		122	30	20%	152
Madison Health and Rehabilitation Center		115	36	24%	151
QUEENS HOSPITAL CENTER	1	140	10	7%	151
PHYSICIAN PARTNERS PERRY		87	64	42%	151
FHMG-FLORIDA HOSPITAL MEDICAL GROUP		127	24	16%	151
SUNNY HILLS ALF OF SEBRING INC		140	11	7%	151
The Crossroads		149	1	1%	150
VIERA DEL MAR HEALTH AND REHABILITATION CENTER		146	4	3%	150
CORE BIO LABS		76	74	49%	150
LABORATORY OF FLORIDA		97	53	35%	150
NO FLORIDA PEDIATRICS, PA - BRADFORD		121	28	19%	149
NAPHCARE, INC AT MANATEE COUNTY JAIL		124	25	17%	149
REFUAH HEALTH CENTER LABORATORY		142	7	5%	149
LIFE BRITE		133	16	11%	149
PRECISION HEALTH RESOURCES, LLC	1	133	15	10%	149
GOLD CHOICE SENIOR COMMUNITIES		109	40	27%	149
F&T MEDICAL RESEARCH, INC		149			149
MILLENNIUM LAB SERVICES			148	100%	148
GRAVITY DIAGNOSTICS		55	93	63%	148
QUALITY URGENT CARE AND WELLNESS PL	3	103	42	28%	148
WRIGHTS HEALTH CARE AND REHABILITATION CENTER		118	30	20%	148

# COVID-19: testing by laboratory

Data through Mar 21, 2021 verified as of Mar 22, 2021 at 09:25 AM

Data in this report are provisional and subject to change.

The numbers in the table below represent the number of Florida and non-Florida residents for whom test results were received by the Department of Health. A person can be tested by more than one laboratory and can have both positive and negative results. **Therefore, the sum of the numbers in each column will be larger than the total number of people tested.**

Reporting lab	Inconclusive	Negative	Positive	Percent positive	Total
SUNLIFE PHARMACY		134	14	9%	148
SEAGRASS VILLAGE FLEMING ISLAND		110	37	25%	147
SONATA COCONUT CREEK	2	122	23	16%	147
ADVENTHEALTH HOSPICE CARE CENTRAL FLORIDA		143	4	3%	147
JACKSON COUNTY HEALTH DEPARTMENT		101	46	31%	147
CLEARWATER STATMED QUICK QUALITY CLINICS		42	104	71%	146
PALM BEACH COUNTY HEALTH DEPT LAB	4	136	6	4%	146
NAVARRE GARDENS LLC		121	25	17%	146
CRANE CENTER		115	31	21%	146
Quail Run Health Care Center		146			146
WALGREENS 6221		129	17	12%	146
REGENCY CARE OF BLOUNTSTOWN LLC		135	10	7%	145
TUSCAN ISLE CHAMPIONSGATE OP CO LLC		143	2	1%	145
BROOKDALE CAPE CORAL		145			145
FAMILY EXTENDED CARE OF CENTRAL TAMPA		127	18	12%	145
RDV SPORTSPLEX PEDIATRICS		117	27	19%	144
ADVENTHEALTH CENTRA CARE PONCIANA	1	81	62	43%	144
NCRNC INC		140	4	3%	144
CROSSWINDS HEALTH AND REHABILITATION CENTER	1	141	2	1%	144
MACKOUL PEDIATRICS FORT MYERS		127	17	12%	144
JEFFERY WEINZWEIG		2	141	99%	143
OAKHURST CENTER		135	7	5%	142
ALLCARE MEDICAL CENTERS PC		118	24	17%	142
Nemours Children's Urgent Care		80	62	44%	142
UNITED CLINICAL LABORATORIES		132	9	6%	141
FLORIDA HEALTH CARE PLANS INC		2	139	99%	141
NOVARI CARE LLC		97	44	31%	141
DAYSRING VILLAGE		119	22	16%	141
OAKS OF KISSIMMEE HEALTH AND REHABILITATION CENTER		138	3	2%	141
Hampton Court Nursing and Rehabilitation Center		139	2	1%	141
PORT ST LUCIE REHABILITATION AND HEALTHCARE		98	43	30%	141
MAINSTREAM DIAGNOSTIC LABORATORY LLC		121	19	14%	140
WEDGEWOOD HEALTHCARE CENTER		92	48	34%	140
GRAND OAKS HEALTH & REHABILITATION		138	1	1%	139
WILTON MANORS HEALTH & REHABILITATION CENTER		130	9	6%	139
Gulf Coast Healthcare (Longwood Health and Rehab		118	21	15%	139
DB MD		123	15	11%	138
LabCorp L#09258090 M#09258105		74	64	46%	138
ADVENT HEALTH CENTRA CARE - CITRUS PARK		9	129	93%	138
ADVENT HEALTH CENTRA CARE - DELAND		28	110	80%	138
AMERICAN PATHOLOGY PARTNERS		136	2	1%	138
CHERRY OAK PALM BEACH COUNTY		130	8	6%	138
RITE MEDICAL CARE PC		136	2	1%	138
PPC-LAB EDI ORCHARD BI		129	8	6%	137
MANOR AT BLUEWATER BAY		131	6	4%	137
MV MEDICAL PRACTICE DBA PRIMARY URGENT CARE		130	7	5%	137

# COVID-19: testing by laboratory

Data through Mar 21, 2021 verified as of Mar 22, 2021 at 09:25 AM

Data in this report are provisional and subject to change.

The numbers in the table below represent the number of Florida and non-Florida residents for whom test results were received by the Department of Health. A person can be tested by more than one laboratory and can have both positive and negative results. **Therefore, the sum of the numbers in each column will be larger than the total number of people tested.**

Reporting lab	Inconclusive	Negative	Positive	Percent positive	Total
SMILEY MEDICAL GROUP		108	29	21%	137
SPRING HAVEN RETIREMENT	1	133	3	2%	137
CARENOW URGENT CARE - LAKE MARY			137	100%	137
GULFCOAST PEDIATRICS		128	8	6%	136
ABSOLUTE HEALTH INTERNAL MEDICINE AND PEDIATRICS		120	16	12%	136
SONATA DELRAY BEACH		125	11	8%	136
CLARE BRIDGE OF CAPE CORAL	1	135			136
LONGWOOD HEALTH AND REHABILITATION CENTER		124	12	9%	136
ADVENT HEALTH CENTRA CARE - ORANGE CITY	1	53	82	60%	136
PROVISTA DIAGNOSTICS, INC		133	3	2%	136
CITRUS MEMORIAL HOSPITAL			135	100%	135
IRL MARKET LAB ALACHUA		104	31	23%	135
MED COMP SCIENCES		1	134	99%	135
ESCAMBIA COUNTY JAIL DETENTION DIVISION		132	3	2%	135
PEDIATRIC CARE CENTER		135			135
WINDSOR OF LAKEWOOD RANCH,THE		133	2	1%	135
DAYSRING SENIOR LIVING LLC		132	2	1%	134
Peninsula Care and Rehab		122	12	9%	134
PEDIATRIC ASSOCIATES AT ARGYLE PA		128	6	4%	134
DOCTOR'S IN HOUSE LABORATORY		18	116	87%	134
ADVANCED MEDICAL CENTER		86	48	36%	134
TRADITION MEDICAL CENTER LABORATORY		51	83	62%	134
STEWART MEDICAL GROUP		34	100	75%	134
LIFE CARE CENTER OF JACKSONVILLE		113	21	16%	134
EMBRY RIDDLE AERONAUTICAL UNIVERSITY HEALTH SERVICES		1	132	99%	133
ISLAND HEALTH AND REHABILITATION CENTER		132	1	1%	133
Centre Pointe Health and Rehabilitation Center		122	11	8%	133
ADVENTHEALTH MEDICAL GROUP FAMILY MEDICINE AT		103	30	23%	133
KINDRED HOSPITAL - SOUTH FLORIDA		130	3	2%	133
SOUTH CAMPUS FACILITY INC		122	11	8%	133
CLINICA HISPANA		1	131	99%	132
Lakeside Nursing and Rehabilitation Center	1	106	25	19%	132
THE REHABILITATION CENTER OF LAKE CITY		127	5	4%	132
JPR URGENT MEDICAL CARE		130	2	2%	132
TGH URGENT CARE - SEMINOLE			132	100%	132
THE WELLNESS CENTER AT LAKEWOOD RANCH		43	88	67%	131
FOUNTAINS OF HOPE LLC, THE		130	1	1%	131
CENTRACARE		17	114	87%	131
INTEGRATED REGIONAL LABORATORIES		119	12	9%	131
HARBORCHASE OF VERO BEACH	1	115	15	11%	131
FAWCETT MEMORIAL HOSPITAL LABORATORY			131	100%	131
PROMPT CARE OF CENTRAL FLORIDA			131	100%	131
SONATA WEST		129	2	2%	131
LAKELAND REGIONAL HEALTH LAKE MIRIAM	2	87	42	32%	131
WILLOWBROOKE COURT AT ST ANDREWS ESTATES		126	5	4%	131
KINDRED HOSPITAL MELBOURNE	1	125	4	3%	130

# COVID-19: testing by laboratory

Data through Mar 21, 2021 verified as of Mar 22, 2021 at 09:25 AM

Data in this report are provisional and subject to change.

The numbers in the table below represent the number of Florida and non-Florida residents for whom test results were received by the Department of Health. A person can be tested by more than one laboratory and can have both positive and negative results. **Therefore, the sum of the numbers in each column will be larger than the total number of people tested.**

Reporting lab	Inconclusive	Negative	Positive	Percent positive	Total
Lehigh Acres Health and Rehabilitation		119	11	8%	130
AMERICAN HOUSE-BONITA SPRINGS		129	1	1%	130
CLERMONT URGENT CARE			130	100%	130
AHEC CLINIC		7	123	95%	130
HEARTLAND HEALTHCARE AND REHAB CENTER		108	22	17%	130
MOOSEHAVEN LIFE CARE CENTER		130			130
SONNIS PEDIATRICS PA		116	13	10%	129
STUART - FAIRGROUNDS		113	16	12%	129
D PEDIATRICS		114	15	12%	129
TRI-COUNTY NURSING HOME		117	12	9%	129
BMHSI-AEL MICROBIOLOGY LABORATORY	2	102	25	19%	129
The Crossings		127	2	2%	129
MEASE COUNTRYSIDE HOSPITAL		1	128	99%	129
WILLOW BROOKE COURT AT AZALEA TRACE		127	1	1%	128
QUICK CARE MED PL CR		80	48	38%	128
ENCOMPASS HEALTH REHABILITATION OF SEA PINES		127	1	1%	128
GARDENS HEALTH NH LLC		125	2	2%	127
HILLSBOROUGH COUNTY DEVELOPMENTAL CTR	1	117	9	7%	127
Shoal Creek Rehabilitation Center		85	42	33%	127
GESSLER CLINIC PA		98	29	23%	127
VITAS HEALTHCARE		117	10	8%	127
JEFFERSON COUNTY HEALTH DEPARTMENT-MONTICELLO		95	31	25%	126
IQBAL A FARUQUI MD		93	32	26%	125
BAPTIST HEALTH SOUTH FLORIDA - WEST BOCA URGENT CARE		92	33	26%	125
FIRSTCARE CLINIC		67	58	46%	125
THE CLUB AND REHABILITATION CENTER		124	1	1%	125
MANOR CARE OF PALM HARBOR		123	1	1%	124
ATMORE COMMUNITY HOSPITAL LABORATORY		97	27	22%	124
WALTON PLACE		124			124
ARBOR GLEN AT ARBOR TRACE	2	113	9	7%	124
SEMINOLE TRIBE OF FLORIDA		101	23	19%	124
Mt Sinai Aventura			124	100%	124
KINDRED HOSPITAL-BAY AREA-ST PETERSBURG LAB	1	117	6	5%	124
NORTH FL SOUTH GA HCS-MALCOM RANDALL VAMC			124	100%	124
RESEARCH CENTERS OF AMERICA, LLC		101	23	19%	124
COQUINA CENTER		119	4	3%	123
KINDRED HOSPITAL SOUTH FLORIDA		119	4	3%	123
DIAGNOSTIC LABORATORY OF OKLAHOMA		99	24	20%	123
ADVENT HEALTH CENTRA CARE - BRANDON		31	92	75%	123
ST PETERSBURG PEDIATRICS-MLK JUNIOR BLVD		114	9	7%	123
CITRUS MEMORIAL HEALTH SYSTEM LAB		2	121	98%	123
AMERICAN HOUSE COCONUT POINT		104	18	15%	122
HAZELDEN FLORIDA	1	118	3	2%	122
PANAMA PHARMACY	3	101	18	15%	122
WINDERMERE MEDICAL CENTER		117	5	4%	122
THREE OAKS PHARMACY INC		109	13	11%	122

# COVID-19: testing by laboratory

Data through Mar 21, 2021 verified as of Mar 22, 2021 at 09:25 AM

Data in this report are provisional and subject to change.

The numbers in the table below represent the number of Florida and non-Florida residents for whom test results were received by the Department of Health. A person can be tested by more than one laboratory and can have both positive and negative results. **Therefore, the sum of the numbers in each column will be larger than the total number of people tested.**

Reporting lab	Inconclusive	Negative	Positive	Percent positive	Total
FLORIDA MEDICAL CLINIC LLC		67	54	45%	121
ISLAND URGENT CARE PLLC DBA AFC URGENT CARE		120	1	1%	121
MEYER PEDIATRICS		107	14	12%	121
MINUTECLINIC DIAGNOSTIC OF RHODE ISLAND, LLC #729		117	4	3%	121
FLORIDA DEPARTMENT OF HEALTH IN LAKE COUNTY	1	78	42	35%	121
MINUTECLINIC DIAGNOSTIC		114	7	6%	121
Sandy Ridge Center for Rehabilitation and Healing		100	21	17%	121
PARKVIEW HEALTH		121			121
PSL NAPLES BH OPERATIONS, LLC		121			121
FIRST CHOICE PEDIATRICS INC		110	11	9%	121
GENEDX		46	75	62%	121
URGENT CARE TCMA			121	100%	121
Crystal Health & Rehab Center		115	6	5%	121
HOSPICE OF THE TREASURE COAST		116	4	3%	120
MINUTECLINIC DIAGNOSTIC OF TEXAS, LLC		108	12	10%	120
THE COURTYARD ASSISTED LIVING		116	4	3%	120
Jacaranda Manor		119	1	1%	120
BROOKDALE JENSEN BEACH		117	3	3%	120
ARIZONA DEPARTMENT OF HEALTH SERVICES		5	115	96%	120
RAPID RELIABLE TESTING NY LLC		111	9	8%	120
NSPIRE HEALTHCARE TAMARAC		80	40	33%	120
CARE RESOURCE COMMUNITY HEALTH CENTERS INC		113	6	5%	119
FLORIDA ATLANTIC UNIVERSITY		112	7	6%	119
PALMS FACILITY INC		104	15	13%	119
Summit Medical Group		108	11	9%	119
BOSTON RED SOX CLUB LP		117	2	2%	119
MATHISON RETIREMENT COMMUNITY		114	5	4%	119
RDX BIOSCIENCE		60	58	49%	118
MEMORY CARE OF NAPLES		118			118
SH HERON EAST LLC		103	15	13%	118
HOBDARI FAMILY HEALTH LLC		82	36	31%	118
COASTAL HEALTH AND REHAB		110	8	7%	118
MAGNOLIA MEDICAL CLINIC		11	106	91%	117
NEIGHBORHOOD MEDICAL CENTER		112	5	4%	117
APOLLO HEALTH & REHABILITATION		111	6	5%	117
HIGHLANDS MEDICAL CENTER		114	3	3%	117
NADAL PEDIATRICS		87	29	25%	116
PINELLAS COUNTY JAIL			116	100%	116
BELVEDERE COMMONS OF FORT WALTON BEACH		106	10	9%	116
LEE COUNTY SCHOOL DISTRICT	1	108	7	6%	116
VITAS HEALTHCARE CORPORATION OF FLORIDA		113	3	3%	116
SUNFLOWER SPRINGS ASSISTED LIVING		105	10	9%	115
BROOKDALE COLONIAL PARK	2	112	1	1%	115
MONTEFIORE MEDICAL CENTER LABORATORIES - MOSES		105	10	9%	115
BROWARD HEALTH CORAL SPRINGS EPIDEMIOLOGY DEPT		1	114	99%	115
TIFFANY HALL NURSING AND REHAB CENTER		106	9	8%	115

# COVID-19: testing by laboratory

Data through Mar 21, 2021 verified as of Mar 22, 2021 at 09:25 AM

Data in this report are provisional and subject to change.

The numbers in the table below represent the number of Florida and non-Florida residents for whom test results were received by the Department of Health. A person can be tested by more than one laboratory and can have both positive and negative results. **Therefore, the sum of the numbers in each column will be larger than the total number of people tested.**

Reporting lab	Inconclusive	Negative	Positive	Percent positive	Total
SOLARIS SENIOR LIVING OF MERRITT ISLAND		111	4	3%	115
MD 365 MEDICAL CARE		113	1	1%	114
ALTERNATIVE LIVING, INC DBA TWIN CITIES PAVILION		111	3	3%	114
BVM THE BRIDGES LLC		114			114
CABANA AT JENSEN DUNES, THE		110	4	4%	114
WESTWOOD NURSING & REHAB		80	34	30%	114
BAYCARE HEALTH SYSTEMS		2	112	98%	114
ELAN BUENA VISTA		97	17	15%	114
GATTOLINE ENTERPRISES, INC. DBA FAMILY CARE PHARMACY		95	18	16%	113
BIODESIX, INC.		85	28	25%	113
ESCAMBIA COUNTY JAIL	1	86	26	23%	113
Courtyards of Orlando Care Center		101	12	11%	113
CVS		25	88	78%	113
UNIVERSITY MEDICAL CENTER SUITES		99	14	12%	113
TREASURE COAST MEDICAL ASSOCIATES		4	109	96%	113
WELLOW URGENT CARE PC		113			113
ARDEN COURTS OF LELY PALMS		110	2	2%	112
ARBOR TERRACE SAN JOSE LLC	3	107	2	2%	112
L&S SENIOR CARE DBA ARCADIA OAKS	4	107	1	1%	112
UNIVERSITY HEALTH SYSTEM INC		102	10	9%	112
MINUTECLINIC LLC #4987		97	15	13%	112
HEARTLAND PHARMACY LAKE PLACID, INC		84	28	25%	112
CLEVELAND CLINIC FOUNDATION		12	100	89%	112
ALLIED HEALTH FORT PIERCE		112			112
OPPENHEIMER PLASTIC SURGERY LLC		107	5	4%	112
SEMINOLE SPORTS AND FAMILY MEDICINE		98	13	12%	111
SOUTH BALDWIN MEDICAL CENTER GULF SHORES		89	22	20%	111
HOSPICE OF THE EMERALD COAST INC - PANAMA CITY	2	102	7	6%	111
ARBOR TERRACE ORTEGA LLC	2	107	2	2%	111
TGH URGENT CARE - TYRONE		2	109	98%	111
SURFSIDE URGENT CARE		89	22	20%	111
WALGREENS #06012		96	15	14%	111
PHYSICIANS REGIONAL CLINIC		82	29	26%	111
FLAGLER COLLEGE HEALTH SERVICES		80	30	27%	110
MG PORT CHARLOTTE II SUBTENANT LLC		99	11	10%	110
BARBARA O'REILLY MD PA		106	4	4%	110
A2Z DIAGNOSTICS		109	1	1%	110
LAKE HOUSE ASSISTED LIVING		93	17	15%	110
SUMMIT MEDICAL GROUP PA		99	10	9%	109
PANCARE HEALTH GULF COUNTY		81	28	26%	109
LABCORP RTP		38	71	65%	109
Hialeah Nursing And Rehabilitation Center		104	5	5%	109
KINDRED HOSPITAL NORTH FLORIDA	3	99	6	6%	108
LATE HOURS URGENT CARE		59	49	45%	108
ROHR HOME		105	3	3%	108
FHMG LAKE MARY PEDS		94	14	13%	108

# COVID-19: testing by laboratory

Data through Mar 21, 2021 verified as of Mar 22, 2021 at 09:25 AM

Data in this report are provisional and subject to change.

The numbers in the table below represent the number of Florida and non-Florida residents for whom test results were received by the Department of Health. A person can be tested by more than one laboratory and can have both positive and negative results. **Therefore, the sum of the numbers in each column will be larger than the total number of people tested.**

Reporting lab	Inconclusive	Negative	Positive	Percent positive	Total
SEVEN HILLS HEALTH AND REHABILITATION CENTER		92	16	15%	108
MY CLINICAL LAB INC		17	91	84%	108
Riviera Health Resort		108			108
North Lake Care Center		107	1	1%	108
SHC College Park		107	1	1%	108
PRIME HEALTH OF NORTH PORT LLC		93	15	14%	108
EVANS HEALTH CARE		106	2	2%	108
AEGIS MEDICAL GROUP		88	19	18%	107
LEE MEMORIAL HEALTH SYSTEM HEALTH FAIR		102	5	5%	107
BAY VIEW HEALTHCARE		85	22	21%	107
ALL MY KIDS PEDIATRICS INC		75	32	30%	107
NAVY HOSPITAL			107	100%	107
NORTH FLORIDA EVALUATION AND TREATMENT CENTER	2	99	5	5%	106
ELMCROFT OF BELLA VITA		98	8	8%	106
MINUTECLINIC DIAGNOSTIC OF SOUTH CARO		85	21	20%	106
J FRANK AVEY MD		82	24	23%	106
HEART OF FLORIDA REGIONAL MED CTR		35	71	67%	106
ST PETERSBURG PEDIATRICS-SEMINOLE		92	13	12%	105
PICH KTM CORP DBA MEDTOWN PHARMACY		89	16	15%	105
MEDICAL CONSULTANTS OF FLORIDA DBA	1	90	14	13%	105
DIATHERIX LABORATORIES		61	44	42%	105
REGENCY OAKS HEALTH CENTER		103	2	2%	105
ISLAND DOCTORS		16	89	85%	105
EAST RIDGE RETIREMENT VILLAGE INC		104			104
VISTA MANOR		92	12	12%	104
GRANDE, THE	2	98	4	4%	104
PEDIATRIC CARE CENTER- JACKSONVILLE BEACH		75	29	28%	104
PREDICTIVE LABORATORIES, INC	1	90	13	13%	104
MICRO PATH LABORATORIES INC		100	3	3%	103
VIERA HOSPITAL			103	100%	103
WESTCHESTER MEDICAL CENTER		100	3	3%	103
AMERICAN ESOTERIC LAB-BIRMINGHAM		100	2	2%	102
CSL PLASMA INC		7	95	93%	102
SUNSHINE GARDENS		101	1	1%	102
ARDEN COURTS OF PALM HARBOR		83	19	19%	102
WHITE PLAINS HOSPITAL CENTER LAB		98	4	4%	102
ST MARK ASSISTED LIVING CENTER	1	89	12	12%	102
WEST		88	14	14%	102
GRAND VILLA OF LAKE LAND		96	6	6%	102
CAREMOUNT MEDICAL - PATHOLOGY		98	4	4%	102
BROOKDALE VERO BEACH SOUTH AL		101			101
TUSCAN ISLE OPERATING COMPANY LLC DBA		98	3	3%	101
EC OPCO CARROLLWOOD LLC		95	6	6%	101
325TH MEDICAL GROUP		85	16	16%	101
DELAND WELLNESS CENTER			100	100%	100
ADVANCED EMURGENT CARE		27	73	73%	100



# COVID-19: testing by laboratory

Data through Mar 21, 2021 verified as of Mar 22, 2021 at 09:25 AM

Data in this report are provisional and subject to change.

The numbers in the table below represent the number of Florida and non-Florida residents for whom test results were received by the Department of Health. A person can be tested by more than one laboratory and can have both positive and negative results. **Therefore, the sum of the numbers in each column will be larger than the total number of people tested.**

Reporting lab	Inconclusive	Negative	Positive	Percent positive	Total
VILLAS OF HOLLY BROOK - BRADENTON 14TH		100			100
GLOBAL CENTRAL LABS AT PPD	2	88	10	10%	100
CCS - BROWARD COUNTY JAIL		94	6	6%	100
Consulate Health Care of Port Charlotte		98	2	2%	100
EMERALD COAST CENTER		96	4	4%	100
DOUGLAS T JACOBSON STATE VETERANS HOME		100			100
Cross Landings Health and Rehabilitation		97	2	2%	99
SANIBEL INTERNAL MEDICINE, LLC		96	3	3%	99
ORANGE PARK PEDIATRICS		90	9	9%	99
CENTRAL FLORIDA HEALTH CARE		47	52	53%	99
PruittHealth Fleming Island		87	12	12%	99
ORLANDO LUTHERAN TOWERS ASSISTED LIVING		99			99
LANDMARK, THE		48	50	51%	98
LECONTE MEDICAL CENTER LAB		79	19	19%	98
TURNING POINT OF TAMPA		92	6	6%	98
PLAZA OF HALLANDALE BEACH		98			98
CHARLES CROFT MD	1	96	1	1%	98
SEMINOLE COUNTY HEALTH DEPARTMENT		79	19	19%	98
INNOVATIVE GENOMICS, LLC		77	21	21%	98
FLORIDA COMMUNITY HEALTH CENTERS INC			98	100%	98
MACADAMS HOME HEALTH AGENCY		97	1	1%	98
SIGNATURE HEALTHCARE OF PORT CHARLOTTE		91	7	7%	98
URINEGOODHANDS LLC		96	2	2%	98
HOSPICE OF MARTIN & ST LUCIE, INC		95	3	3%	98
KORGENE LAB	1	28	69	70%	98
HEALTH CENTERS AT BRENTWOOD		96	1	1%	97
BAPTIST MEDICAL CENTER SOUTH		79	18	19%	97
RIDGEWOOD DIAGNOSTIC LABORATORY		92	5	5%	97
PALMS EDGE	1	90	6	6%	97
ARBOR TRAIL		77	20	21%	97
MINNESOTA TWINS		92	5	5%	97
BAY PINES MEDICAL ASSOCIATES		1	96	99%	97
GIBBENS FAMILY MEDICAL, LLC		78	19	20%	97
HURLBURT FIELD CLINIC		39	58	60%	97
NORTH SHORE MEDICAL LABS	1	88	7	7%	96
MINUTECLINIC DIAGNOSTIC OF SOUTH CAROLINA, LLC		80	16	17%	96
MARKET STREET VIERA		95	1	1%	96
KALEIDA HEALTH CENTER FOR LABORATORY		90	6	6%	96
BAYSHORE MEMORY CARE		96			96
LENOX HILL HOSPITAL		89	7	7%	96
MERCY MEDICAL URGENT CARE CENTER INC		49	47	49%	96
PEDIATRIC ASSOCIATES ORLANDO		82	14	15%	96
LIFESTREAM BEHAVIORIAL CENTER		74	21	22%	95
BAY REGIONAL URGENT CARE	1	57	37	39%	95
THE TERRACE OF KISSIMMEE		80	15	16%	95
CROSS CITY REHABILITATION AND HEALTH CARE CENTER		72	23	24%	95

# COVID-19: testing by laboratory

Data through Mar 21, 2021 verified as of Mar 22, 2021 at 09:25 AM

Data in this report are provisional and subject to change.

The numbers in the table below represent the number of Florida and non-Florida residents for whom test results were received by the Department of Health. A person can be tested by more than one laboratory and can have both positive and negative results. **Therefore, the sum of the numbers in each column will be larger than the total number of people tested.**

Reporting lab	Inconclusive	Negative	Positive	Percent positive	Total
SUPERIOR RESIDENCES OF LECANTO		80	15	16%	95
Golfview Healthcare Center		90	5	5%	95
MIAMI BEACH COMMUNITY HEALTH CENTER		1	94	99%	95
DEVANSH LAB WERKS INC		79	16	17%	95
HENNEPIN HEALTHCARE LABORATORY		94			94
MINUTECLINIC DIAGNOSTIC OF NORTH CAROL		78	16	17%	94
HARBORCHASE OF NAPLES		81	13	14%	94
CONSULATE HEALTH CARE OF SARASOTA□	1	93			94
ADVENT HEALTH CENTRA CARE - EAST ORLANDO		65	29	31%	94
QPS, LLC		91	3	3%	94
DIAGNOSTIC SOLUTIONS		3	91	97%	94
KEYSTYLE LIVING LLC	1	92	1	1%	94
ARDEN COURTS OF WEST PALM BEACH		94			94
CAN COMMUNITY HEALTH		93	1	1%	94
MINUTECLINIC DIAGNOSTIC OF NORTH CARO		81	12	13%	93
PRESERVE AT PALM AIRE	3	90			93
ADVENT HEALTH CENTRA CARE - WATERMAN		79	14	15%	93
East Bay Rehabilitation Center		59	34	37%	93
ADVENTHEALTH MEDICAL GROUP PRIMARY CARE		89	4	4%	93
ASHRAF MEDICAL GROUP PLLC DBA PULSE MD		90	3	3%	93
PENNSYLVANIA DEPT OF HEALTH		21	72	77%	93
PORT CHARLOTTE REHABILITATION CENTER		79	13	14%	92
PATRICK AIR FORCE BASE		3	89	97%	92
DEBARY HEALTH AND REHABILITATION CENTER		88	3	3%	91
EXPERTUS LABORATORIES INC		28	63	69%	91
MINUTECLINIC DIAGNOSTIC OF OHIO LLC		73	18	20%	91
HERON CLUB AT PRESTANCIA		89	2	2%	91
MAGNOLIA DIAGNOSTIC		2	89	98%	91
FHMG- FLORIDA HOSPITAL MEDICAL GROUP		80	11	12%	91
JOHN KNOX VILLAGE OF FLORIDA ALF	1	86	4	4%	91
BAHIA OAKS LODGE		85	6	7%	91
NEW SMYRNA BEACH URGENT CARE			90	100%	90
HARBOR BEACH NURSING AND REHABILITATION CENTER		87	3	3%	90
G & R HEALTH MART PHARMACY		71	19	21%	90
UNIVERSTIY CENTER MEDICAL LLC DBA	1	85	4	4%	90
PEDIATRICS IN BREVARD PA- ROCKLEDGE		54	36	40%	90
HAWTHORN HOUSE□		76	14	16%	90
KEYS MEDICAL GROUP			90	100%	90
CENTURY CENTER FOR REHABILITATION & HEALING		72	18	20%	90
Winter Garden Rehab and Nursing Facility		78	11	12%	89
FREEDOM INN AT TARPON SPRINGS		82	7	8%	89
ATRIUM AT LIBERTY PARK□		85	4	4%	89
AVERO DIAGNOSTICS		65	24	27%	89
NORTH FLORIDA SPINE AND WELLNESS		69	20	22%	89
LABFIRST - DEPARTMENT OF PATHOLOGY		85	4	4%	89
MENORAH HOUSE		88	1	1%	89

# COVID-19: testing by laboratory

Data through Mar 21, 2021 verified as of Mar 22, 2021 at 09:25 AM

Data in this report are provisional and subject to change.

The numbers in the table below represent the number of Florida and non-Florida residents for whom test results were received by the Department of Health. A person can be tested by more than one laboratory and can have both positive and negative results. **Therefore, the sum of the numbers in each column will be larger than the total number of people tested.**

Reporting lab	Inconclusive	Negative	Positive	Percent positive	Total
BIGGERS FAMILY MEDICINE PA	1	80	8	9%	89
CARE CENTERS OF NASSAU, LLC - HENDRICKS RD		89			89
Gabisa Medical LLC		89			89
STUART LODGE LIVING LLC		66	23	26%	89
STONY BROOK UNIVERSITY MEDICAL CENTER		75	14	16%	89
Belleair Healthcare Center		83	6	7%	89
CALADIUM PEDIATRICS		79	9	10%	88
Lanier Rehab		63	25	28%	88
GOVERNOR'S CREEK HEALTH & REHABILITATION		87	1	1%	88
ARDEN COURTS OF SARASOTA		72	16	18%	88
A COUNTRY PLACE ASSISTED LIVING FACILITY		86	2	2%	88
LAKE GIBSON VILLAGE, LLC		85	3	3%	88
PACIFIC ANALYTICS			87	100%	87
TOTAL CARE PLUS LLC			87	100%	87
BLISS HEALTHCARE SERVICES	1	64	22	25%	87
CLYDE E LASSEN STATE VETERANS NURSING HOME		62	25	29%	87
QUALITY URGENT CARE AND WELLNESS		49	38	44%	87
BRANDON HEALTH AND REHABILITATION CENTER	1	85	1	1%	87
ERIE COUNTY MEDICAL CTR CLINICAL LABS		83	4	5%	87
BARRY UNIVERSITY STUDENT HEALTH SERVICES		52	34	40%	86
SOUTH GEORGIA MEDICAL CENTER		48	38	44%	86
CRESTVIEW URGENT CARE		15	71	83%	86
DISCOVERY VILLAGE AT THE FORUM		86			86
GRAND OAKS OF JENSEN BEACH LLC		85	1	1%	86
PENSACOLA DEVELOPMENTAL CENTER		67	19	22%	86
EAST ALABAMA MEDICAL CENTER LABORATORY		74	12	14%	86
Consulate Health Care of Jacksonville		72	14	16%	86
LAKE WALES OPERATING GROUP LLC		80	5	6%	85
WALGREENS #12673		82	3	4%	85
WINDSOR OAKS		84	1	1%	85
MIAMI SHORES NURSING & REHAB		85			85
W. FRANK WELLS NURSING HOME		84	1	1%	85
PRMG - EAST NAPLES	1	73	11	13%	85
MEDEXPRESS - BLOOMIN BRANDS		65	19	23%	84
PINES OF SARASOTA GARDEN		84			84
NITE LITE PEDIATRICS - JACKSONVILLE		76	8	10%	84
PUTNAM COUNTY SHERIFFS OFFICE		78	6	7%	84
LONG TERM CARE OF JAY, LLC		63	21	25%	84
Baldwin Pediatrics		73	11	13%	84
ARBOR OAKS AT TYRONE	9	73	2	2%	84
FLORIDA DEPARTMENT OF HEALTH IN WALTON COUNTY		71	13	15%	84
COOPER FAMILY MEDICAL PLLC		63	20	24%	83
CATHOLIC HEALTH SYSTEM DEPT LABORATORY		81	2	2%	83
CANOPY ON BERRYHILL, THE		51	32	39%	83
HUNTINGTON HOSPITAL LABORATORY		80	3	4%	83
LABCORP EMPLOYER SERVICES		82	1	1%	83

# COVID-19: testing by laboratory

Data through Mar 21, 2021 verified as of Mar 22, 2021 at 09:25 AM

Data in this report are provisional and subject to change.

The numbers in the table below represent the number of Florida and non-Florida residents for whom test results were received by the Department of Health. A person can be tested by more than one laboratory and can have both positive and negative results. **Therefore, the sum of the numbers in each column will be larger than the total number of people tested.**

Reporting lab	Inconclusive	Negative	Positive	Percent positive	Total
PEDIATRIC SERVICES AND BREATHING CENTER PA		60	23	28%	83
LAFAYETTE NURSING AND REHABILITATION CENTER		81	2	2%	83
EISENHOWER ARMY MEDICAL CENTER		76	7	8%	83
MD 365 MEDICAL CARE PLLC		83			83
Lexington Health and Rehabilitation Center		82			82
ORLANDO ORTHOPAEDIC OUTPATIENT SURGERY CENTER LLC		79	3	4%	82
HUNTSVILLE HOSPITAL LABORATORY		57	25	30%	82
LANDMARK HOSPITAL SOUTHWEST FLORIDA LLC		79	3	4%	82
LAKE HOWELL FAMILY MEDICINE ASSOCIATES		69	13	16%	82
LAB		29	53	65%	82
BRILLIANCE ASSISTED LIVING		65	17	21%	82
FLORIDA PEDIATRIC GROUP		31	51	62%	82
THE PAVILION FOR HEALTH CARE		72	10	12%	82
NORTH CENTRAL BRONX HOSPITAL		79	2	2%	81
BIO-TECH CLINICAL LABORATORIES		41	40	49%	81
ACE BIOMEDICAL LABS LLC		68	13	16%	81
COASTAL DETOX		80	1	1%	81
CHAMBREL AT ISLAND LAKE		77	3	4%	80
JERICO URGENT CARE		77	3	4%	80
ECOLAB GROUP		45	35	44%	80
PLYMOUTH HOME FOR ADULTS, INC.	8	71	1	1%	80
NORTHEAST FLORIDA STATE HOSP-NURSING		79	1	1%	80
BEACHES PEDIATRICS PA		75	5	6%	80
MED ONE AT SAINT AUGUSTINE		49	31	39%	80
ROSECASTLE AT DELANEY CREEK		79	1	1%	80
ST VINCENT'S BIRMINGHAM		74	6	8%	80
EMERALD COAST BEHAVIORAL HOSPITAL		73	6	8%	79
BALMORAL TENANT SERVICES INC	1	43	35	44%	79
MORTON PLANT HOSPITAL NURSING			79	100%	79
CBS LABS OF TAMPA LLC		3	76	96%	79
EDGEWATER AT WATERMAN VILLAGE		78	1	1%	79
PENSACOLA PEDIATRICS MILTON		68	11	14%	79
VETERANS AFFAIRS MEDICAL CENTER - PALO ALTO		28	51	65%	79
LAKE MORTON PLAZA		75	3	4%	78
AU HEALTH		64	14	18%	78
PANIRA HEALTHCARE CLINIC		2	76	97%	78
PRIMECARE AT TWIN LAKES		1	77	99%	78
KINDRED AT HOME		69	9	12%	78
ORANGE CITY NURSING AND REHAB		75	2	3%	77
LAB PLUS, LLC AT SAINT THOMAS WEST HOSPITAL		63	14	18%	77
TRUE NORTH HEALTH NAVIGATION LLC DBA DISPATCHHEALTH	1	60	16	21%	77
RARITAN BAY PERTH AMBOY		68	9	12%	77
CENTRAL BALDWIN IMMEDIATE CARE & FAMILY PRACTICE		59	18	23%	77
PALM BAY HOSPITAL			77	100%	77
PARK OF THE PALMS INC		77			77
HEALTH FIRST - PALM BAY HOSPITAL		2	75	97%	77

# COVID-19: testing by laboratory

Data through Mar 21, 2021 verified as of Mar 22, 2021 at 09:25 AM

Data in this report are provisional and subject to change.

The numbers in the table below represent the number of Florida and non-Florida residents for whom test results were received by the Department of Health. A person can be tested by more than one laboratory and can have both positive and negative results. **Therefore, the sum of the numbers in each column will be larger than the total number of people tested.**

Reporting lab	Inconclusive	Negative	Positive	Percent positive	Total
WEST VOLUSIA FAMILY AND SPORTS MEDICINE		75	2	3%	77
BOND CLINIC PA		45	32	42%	77
MOBILE PHYSICIAN SERVICES INC		68	8	11%	76
EXPRESS DOCS LLC			76	100%	76
DYNAMIC MEDICAL USA			76	100%	76
WALGREENS 9627		70	6	8%	76
WINDSOR REFLECTIONS		75	1	1%	76
S-H THIRTY-FIVE OPCO- PORT ST LUCIE, LLC	1	75			76
CLINICAL PATHOLOGY ASSOCIATES-SONIC REFERENCE LAB		76			76
PROMEDICA LABORATORIES		21	54	72%	75
ADVENTHEALTH EXPRESSCARE		45	30	40%	75
CATHOLIC HEALTH SERVICES REGIONAL LAB		68	7	9%	75
PUBLIC SQUARE PHARMACY LLC		57	18	24%	75
VITAS HEALTHCARE CORP OF FLORIDA		74	1	1%	75
HOLMES COUNTY HEALTH DEPARTMENT	1	61	13	17%	75
SOUTH LAKE PEDIATRICS		68	7	9%	75
NOAH CLINICAL LABORATORY		63	11	15%	74
OCALA CBOC		69	5	7%	74
SCOTT LAKE HEALTH AND REHABILITATION CENTER		71	3	4%	74
BROOKDALE PALM COAST		74			74
BROWARD HEALTH MEDICAL CENTER		3	71	96%	74
XPRESS URGENT CARE- PORT ST. LUCIE		25	49	66%	74
MEDRITE URGENT CARE		61	13	18%	74
PEDIATRIC SERVICES OF AMERICA INC		69	5	7%	74
ROYAL CARE OF AVON PARK		71	3	4%	74
ALLIANCE PEDIATRICS		43	31	42%	74
JACOBI MEDICAL CENTER		69	5	7%	74
BROWARD HEALTH MEDICAL CENTER CLINICAL LAB			74	100%	74
BROOKDALE OVIEDO		72	2	3%	74
MID FLORIDA PRIMARY CARE PA		59	14	19%	73
SIMED LABORATORY		57	16	22%	73
OAK MANOR NURSING HOME		69	4	5%	73
ST JOHNS COUNTY DETENTION CENTER		73			73
WATERCREST ST LUCIE WEST	1	69	3	4%	73
CONSULATE HEALTH CARE - LAKE MARY		72	1	1%	73
DISCOVERY VILLAGE AT PALM BEACH GARDENS		71	1	1%	72
CRAIG BERGER MD PL D/B/A BAY AREA EYE INSTITUTE		72			72
ALTAMONTE PEDIATRIC ASSOCIATES		31	41	57%	72
Conway Lakes Health and Rehabilitation Center		72			72
ORANGE COUNTY CORRECTIONS HEALTH SERVICES		63	9	13%	72
ASSOCIATED CLINICAL LABORATORIES		64	8	11%	72
WE SCREEN LLC		70	2	3%	72
HAVEN OF OUR LADY OF PEACE		72			72
AMMON LABS		61	10	14%	71
JENNIFER J CHIAVETTA-GRLSANTI DC		58	13	18%	71
ADVANCED LAB		67	4	6%	71

# COVID-19: testing by laboratory

Data through Mar 21, 2021 verified as of Mar 22, 2021 at 09:25 AM

Data in this report are provisional and subject to change.

The numbers in the table below represent the number of Florida and non-Florida residents for whom test results were received by the Department of Health. A person can be tested by more than one laboratory and can have both positive and negative results. **Therefore, the sum of the numbers in each column will be larger than the total number of people tested.**

Reporting lab	Inconclusive	Negative	Positive	Percent positive	Total
LAKE CITY VA MEDICAL CENTER			71	100%	71
INN AT ASTON GARDENS AT PELICAN POINTE,THE		67	4	6%	71
NORTH FLORIDA PEDIATRICS		57	14	20%	71
STERLING HOUSE OF TALLAHASSEE	3	62	6	8%	71
DOH-WEST PALM BEACH BRANCH LABORATORY		3	68	96%	71
WALGREENS 2941		68	3	4%	71
USF HEALTH MORSANI CENTER		5	65	93%	70
GRAND VILLA OF DELAND		64	6	9%	70
SUNCOAST COMMUNITY HEALTH CENTERS PEDIATRICS		21	49	70%	70
SUWANNEE COUNTY SHERIFF OFFICE		67	3	4%	70
STONY BROOK SOUTHAMPTON		69	1	1%	70
ADVENT HEALTH - LAKE MARY		60	10	14%	70
MISIR DRUGS LLC		58	12	17%	70
PANCARE HEALTH - MALONE CLINIC		63	7	10%	70
Ocala Oaks Rehabilitation Center		64	6	9%	70
GV NAPLES OPCO, LLC		69	1	1%	70
SUMMIT AT VENICE	2	63	5	7%	70
Highlands Regional Hospital		63	7	10%	70
SOS MOBILE MEDICAL CARE LLC		58	11	16%	69
PARKSIDE INN	3	64	2	3%	69
BOND CLINIC DR ELDEEB		35	34	49%	69
AFTER HOURS PEDIATRICS			69	100%	69
HERITAGE HEALTHCARE AND REHABILITATION CENTER		69			69
TROPICANA MANUFACTURING COMPANY INC		63	6	9%	69
INDIGO MANOR		22	47	68%	69
LUTHERAN HAVEN ASSISTED LIVING		69			69
SAN JOSE SENIOR CARE LLC	1	43	25	36%	69
PLANTATION GENERAL HOSPITAL CLINICAL LAB		26	43	62%	69
CP/AIG PENSACOLA DEVELOPMENT LLC		66	3	4%	69
MD NOW MEDICAL CENTERS INC		42	27	39%	69
MEMORIAL MANOR		69			69
Summit Medical Group, Pa DbA Citymd		61	7	10%	68
MD LABS		41	27	40%	68
BISHOP GRADY VILLAS		66	2	3%	68
GRAND ST PAUL CVS		68			68
BROOKDALE BONITA SPRINGS		67	1	1%	68
CL BRUMBACK PRIMARY CARE CLINICS		17	51	75%	68
BIG BOCA SMILES LLC		66	2	3%	68
SUNCOAST OPTIMAL WELLNESS		23	45	66%	68
HARMONY CLINIC		1	67	99%	68
AEL- MEMPHIS		17	51	75%	68
LEVY COUNTY DEPARTMENT OF HEALTH		49	19	28%	68
PANCARE HEALTH - FREEPORT CLINIC SUITE B		58	9	13%	67
DELCARE PA		52	15	22%	67
AR ANESTHESIA LLC		66	1	1%	67
MEASE MANOR INC		63	4	6%	67

# COVID-19: testing by laboratory

Data through Mar 21, 2021 verified as of Mar 22, 2021 at 09:25 AM

Data in this report are provisional and subject to change.

The numbers in the table below represent the number of Florida and non-Florida residents for whom test results were received by the Department of Health. A person can be tested by more than one laboratory and can have both positive and negative results. **Therefore, the sum of the numbers in each column will be larger than the total number of people tested.**

Reporting lab	Inconclusive	Negative	Positive	Percent positive	Total
EC OPCO PENSACOLA, LLC		66	1	1%	67
GENPATH			67	100%	67
THOMAS INTERNAL MEDICINE		56	11	16%	67
TITUSVILLE FAMILY PRACTICE		16	51	76%	67
CENTRAL FLORIDA PEDIATRICS		38	29	43%	67
TREASURE COAST PEDIATRICS PA		61	5	8%	66
AMERICAN FAMILY MEDICAL		53	13	20%	66
MED EXPRESS		6	60	91%	66
INSTITUTE OF PATHOLOGY KINGS COUNTY		64	2	3%	66
SOMERBY OF SANTA ROSA BEACH		57	9	14%	66
MEDEX MEDICAL EXPRESS OF PALATKA			66	100%	66
Stratford Court of Palm Harbor		56	10	15%	66
BOND AND STEELE CLINIC, PA		51	14	22%	65
NORTH SHORE UNIVERSITY HOSPITAL LABORATORY		59	6	9%	65
WADSWORTH HEALTH CENTER		62	3	5%	65
CORAL GABLES HOSPITAL			65	100%	65
NOMI HEALTH LAB SERVICES LLC		5	60	92%	65
TREASURE COAST FORENSIC TREATMENT CTR		44	21	32%	65
OKEECHOBEE URGENT CARE		17	48	74%	65
BROOKDALE CENTRE POINTE	1	64			65
ISLAND COAST PEDIATRICS		58	7	11%	65
VETERANS AFFAIRS MEDICAL CENTER - GULF COAST		27	38	58%	65
SUMMER VISTA ASSISTED LIVING		38	27	42%	65
ADVENT HEALTH CENTRA CARE - WINTER GARDEN		19	46	71%	65
BENTLEY CARE CENTER		65			65
GREENLEAF ALF		63	1	2%	64
FLORIDA MEDICAL CLINIC PA		46	18	28%	64
OUT OF STATE		40	24	38%	64
NEMOURS CHILDRENS PRIMARY CARE OVIEDO		51	13	20%	64
TRINITY AL SENIOR HOUSING LLC		45	19	30%	64
NXGEN MDX		20	44	69%	64
JOSEPH L MORSE GERIATRIC CENTER	2	59	3	5%	64
VIERA HEALTH AND REHABILITATION CENTER		62	1	2%	63
BEEHIVE HOMES OF GULF BREEZE		47	16	25%	63
DAVID POSNACK JEWISH DAY SCHOOL		63			63
MEDI CLINIC SARASOTA INC		62	1	2%	63
HERNANDO COUNTY FIRE RESCUE DISTRICT		29	34	54%	63
APC PEDIATRICS AT RYE ROAD MEDICAL PARK		63			63
ADVENT HEALTH - PALM COAST		1	61	98%	62
SAMFORD UNIVERSITY HEALTH SERVICES		61	1	2%	62
EMERALD COAST HOSPICE		61	1	2%	62
MENTAL HEALTH CARE INC		53	9	15%	62
BURRY'S PHARMACY INC		37	25	40%	62
INTERNAL MEDICINE ASSOCIATES PA		58	4	6%	62
TOWERS HOME CARE		58	4	6%	62
OVERLOOK HOSPITAL LABORATORY		57	5	8%	62

# COVID-19: testing by laboratory

Data through Mar 21, 2021 verified as of Mar 22, 2021 at 09:25 AM

Data in this report are provisional and subject to change.

The numbers in the table below represent the number of Florida and non-Florida residents for whom test results were received by the Department of Health. A person can be tested by more than one laboratory and can have both positive and negative results. **Therefore, the sum of the numbers in each column will be larger than the total number of people tested.**

Reporting lab	Inconclusive	Negative	Positive	Percent positive	Total
LAKELAND REGIONAL HEALTH		38	24	39%	62
NORTH FLORIDA MEDICAL CENTER		58	4	6%	62
WASHINGTON REHABILITATION AND NURSING CENTER		51	10	16%	61
PALM BAY URGENT CARE		28	33	54%	61
DASCENA, INC		52	9	15%	61
RITECARE MED CTR H			61	100%	61
BRADFORD COUNTY HEALTH DEPARTMENT		60	1	2%	61
Winter Park Care and Rehab		60	1	2%	61
MICHAEL AKPEKE MD		52	9	15%	61
FLORIDA HEALTH CARE		8	53	87%	61
TROY REGIONAL MEDICAL CENTER		50	11	18%	61
WILSON MEMORIAL REGIONAL MEDICAL CENTER		57	4	7%	61
81ST MEDICAL GROUP		28	32	53%	60
THE PRESERVE AT CLEARWATER		58	2	3%	60
FREEDOM SQUARE NURSING CENTER		52	8	13%	60
SILVER LAKE PEDIATRICS PA		55	5	8%	60
TWIN CREEKS ASSISTED LIVING & MEMORY CARE		57	3	5%	60
AVOW HOSPICE INC		60			60
EAST HILL PHARMACY		42	18	30%	60
THE GOOD SHEPARDS OF DELAND-WEST		59	1	2%	60
SONORAN DESERT PATHOLOGY ASSOCIATES		3	57	95%	60
CINNAMON COVE ALF		59	1	2%	60
DEVELOPMENTAL DISABILITIES DEFENDANT PROGRAM		57	2	3%	59
LINCOLN MEDICAL AND MENTAL HEALTH CENTER		56	3	5%	59
LPG CONVENIENT CARE AT PINE ISLAND ROAD		53	6	10%	59
UHEALTH AT FISHER ISLAND			59	100%	59
BIOTECH		52	7	12%	59
INTERNAL LAB		50	9	15%	59
GRACE MEDICAL HOME		48	11	19%	59
WAVE CREST HEALTH AND REHABILITATION CENTER		57	2	3%	59
TBI RESIDENTIAL SERVICES, INC.		48	11	19%	59
ARTHREX MEDICAL CENTER		35	24	41%	59
MILLENIUM PHYSICIANS GROUP		1	58	98%	59
CARDIOLOGY AND MEDICINE ASSOCIATES		43	16	27%	59
BIG BEND CARES, INC		51	8	14%	59
FERN PARK DEVELOPMENTAL CENTER		5	54	92%	59
ST FRANCIS HOSPITAL		51	8	14%	59
MINUTECLINIC DIAGNOSTIC OF NEW JERSEY		51	7	12%	58
SONATA BOCA RATON		54	4	7%	58
Margate Health and Rehabilitation Center		56	2	3%	58
HORIZON ALF		57	1	2%	58
STEINHATCHEE FAMILY MEDICAL CENTER	1	49	8	14%	58
MICHIGAN DEPARTMENT OF HEALTH AND HUMAN SERVICES	1		57	98%	58
KINDRED HOSPITAL CENTRAL TAMPA BLOOD GAS	1	52	5	9%	58
MEDLOGIC LABORATORIES		3	55	95%	58
GENESIS DERMATOLOGY		53	4	7%	57



# COVID-19: testing by laboratory

Data through Mar 21, 2021 verified as of Mar 22, 2021 at 09:25 AM

Data in this report are provisional and subject to change.

The numbers in the table below represent the number of Florida and non-Florida residents for whom test results were received by the Department of Health. A person can be tested by more than one laboratory and can have both positive and negative results. **Therefore, the sum of the numbers in each column will be larger than the total number of people tested.**

Reporting lab	Inconclusive	Negative	Positive	Percent positive	Total
KAPG FLEMING ISLAND SENIOR HOUSING OPCO LLC	1	56			57
ST CLOUD PHYSICIAN MANAGEMENT LLC DBA ST CLOUD		28	29	51%	57
MALCOM RANDALL DEPT OF VAMC			57	100%	57
MICHAEL A VENAZIO MD		54	3	5%	57
THE CANOPY AT BERRYHILL		57			57
PANCARE HEALTH - JACKSON COUNTY		46	11	19%	57
ALZHEIMERS CARE CENTER OF VIERA LTD		37	20	35%	57
KEY WEST MEDICAL CENTER	1	50	6	11%	57
Palms at Ponte Vedra Assisted Living and Memory Care		54	3	5%	57
BioReference Laboratories, Inc		7	50	88%	57
ASCENSION SACRED HEART BAY LABORATORY		54	3	5%	57
DEPT OF VA MED CENTE-WEST PALM BEACH			57	100%	57
BUECHELE DENTAL PA DBA CLERMONT FAMILY DENTISTRY		47	10	18%	57
EAGLES WATCH CLUSTER		47	9	16%	56
ATRIA PARK OF LAKE FOREST (WG HERITAGE LF LLC)		54	2	4%	56
PHYSICIANS PRIMARY CARE OF SOUTHWEST FLORIDA		39	17	30%	56
ROCKLEDGE REGIONAL MEDICAL CENTER		30	26	46%	56
ALEXANDER NININGER STATE VETERANS		56			56
HIALEAH HOSPITAL RESPIRATORY DEPT			56	100%	56
TUKA PEDIATRICS		7	49	88%	56
GOOD HEARTS COVID TESTING		13	43	77%	56
AESTHETIC SURGERY CENTER OF WINTER PARK, THE	3	48	5	9%	56
MEADOWCREST FAMILY PHYSICIANS PA	1	33	22	39%	56
MARQUIS LABS, LLC		55	1	2%	56
CDR MAGUIRE INC	1	7	48	86%	56
TIFFANY HALL NURSING AND REHAB		44	12	21%	56
MINUTECLINIC DIAGNOSTIC OF KANSAS, PA		47	9	16%	56
MAUREEN OROURKE-FUTEY			56	100%	56
SONATA HUNTERS CREEK		47	8	15%	55
CARE CENTERS OF NASSAU LLC MINER ROAD SOUTH		55			55
NITE LITE PEDIATRICS - PORT ST. LUCIE		46	9	16%	55
PREMIER MEDICAL ASSOCIATES ALL FLORIDA LLC		54	1	2%	55
life Care Center of Melbourne		38	17	31%	55
PERSONAL PEDIATRICS		48	7	13%	55
SARATOGA HOSPITAL LABORATORY		50	5	9%	55
CHILDREN'S HOSPITAL OF ALABAMA		54	1	2%	55
CVS MINUTE CLINIC		1	54	98%	55
KENDALL REGIONAL MEDICAL CENTER LAB	3		52	95%	55
COOPER FAMILY MEDICAL, PLLC		45	10	18%	55
SIGNATURE HEALTHCARE OF MIDDLEBURG		54	1	2%	55
AESTHETIC ENHANCEMENTS		55			55
APOLLOMDX LABS		32	22	41%	54
CAMPBELL URGENT CARE			54	100%	54
MINUTECLINIC DIAGNOSTIC OF HAWAII LLC		47	7	13%	54
FLORIDA HEALTH CARE DELAND			54	100%	54
CAMBRIDGE SECURITY SERVICES		51	3	6%	54

# COVID-19: testing by laboratory

Data through Mar 21, 2021 verified as of Mar 22, 2021 at 09:25 AM

Data in this report are provisional and subject to change.

The numbers in the table below represent the number of Florida and non-Florida residents for whom test results were received by the Department of Health. A person can be tested by more than one laboratory and can have both positive and negative results. **Therefore, the sum of the numbers in each column will be larger than the total number of people tested.**

Reporting lab	Inconclusive	Negative	Positive	Percent positive	Total
FAST PACE MEDICAL CLINIC, PLLC		47	7	13%	54
ADVENT HEALTH - MOUNT DORA		10	44	81%	54
CERTUS MTD OPCP LLC		52	2	4%	54
FAMILY HEALTH CENTER		40	14	26%	54
ST. CLOUD MEDICAL GROUP		54			54
SARASOTA CO. HEALTH DEPT # 58		40	14	26%	54
UNITED LABORATORY SERVICES CORPORATION		38	16	30%	54
PALM BAY PEDIATRICS		36	18	33%	54
SAFARI PEDIATRICS PA		53	1	2%	54
FAMILY EXTENDED CARE OF PUNTA GORDA		54			54
Salerno Bay Health & Rehabilitation Center		44	10	19%	54
CLERMONT HEALTH AND REHAB		40	14	26%	54
VILLAGES VA CBOC	2	48	4	7%	54
FINLAY CLINICAL LABORATORY		20	34	63%	54
JUNIPER VILLAGE AT NAPLES		53	1	2%	54
GENTIVA HEALTH SERVICES CERTIFIED INC		50	3	6%	53
VPA PC LAB		48	5	9%	53
LONGWOOD CARDIOLOGY			53	100%	53
SOMERSET			53	100%	53
Osprey Point Nursing Center		51	2	4%	53
NICEVILLE URGENT CARE		8	45	85%	53
WEST ISLIP URGENT CARE		48	5	9%	53
UNIVERSITY OF WEST FLORIDA, THE		52	1	2%	53
QUOTIENT SCIENCES LABS LLC			53	100%	53
SUMTER PEDIATRICS		49	4	8%	53
PALM RIVER COMMUNITY HEALTH CENTER		48	5	9%	53
PROMEDICA SENIOR LIVING		51	2	4%	53
ROSECASTLE OF JACKSONVILLE LLC		52	1	2%	53
BARNES HEALTHCARE OF FLORIDA LLC		49	4	8%	53
MISSION OAKS ASSISTED LIVING		51	2	4%	53
LITTLE NECK URGENT CARE		50	2	4%	52
TALLAHASSEE VA OPC		50	2	4%	52
FUTURE PEDIATRICS		49	3	6%	52
BARNETT PARK		2	50	96%	52
INTERNAL MEDICINE SPECIALIST		46	6	12%	52
ST VINCENTS PRIMARY CARE		47	5	10%	52
VALENCIA HOUSE ALF		51	1	2%	52
ERIC C MRSHAL, MD, PC #1842		49	3	6%	52
SNH BRFL TENANT LLC	2	50			52
ROCHESTER GENERAL HOSPITAL LABORATORY		48	4	8%	52
ADVENT HEALTH		49	3	6%	52
GATEWAY CARE CENTER		50	1	2%	51
CALHOUN COUNTY HEALTH DEPT		24	27	53%	51
Jupiter Medical Center Pavilion		50	1	2%	51
GOLDEN POND COMMUNITIES		51			51
GULFVIEW MEDICAL INSTITUTE		51			51

# COVID-19: testing by laboratory

Data through Mar 21, 2021 verified as of Mar 22, 2021 at 09:25 AM

Data in this report are provisional and subject to change.

The numbers in the table below represent the number of Florida and non-Florida residents for whom test results were received by the Department of Health. A person can be tested by more than one laboratory and can have both positive and negative results. **Therefore, the sum of the numbers in each column will be larger than the total number of people tested.**

Reporting lab	Inconclusive	Negative	Positive	Percent positive	Total
MINUTE CLINIC INCORPORATE		44	7	14%	51
LAKELAND REGIONAL HEALTH GATEWAY CENTER		28	23	45%	51
LPG PEDIATRICS AT PAGE FIELD		50	1	2%	51
INN AT THE FOUNTAINS, THE		34	17	33%	51
S-H THIRTY FIVE OPCO - ORANGE CITY, LLC		41	10	20%	51
PENNSYLVANIA DEPARTMENT OF HEALTH BUREAU OF LABORATORIES			51	100%	51
AVANTE ST CLOUD		48	3	6%	51
PORT ST. LUCIE - ZAXBY'S		50			50
ERDOX		48	2	4%	50
PHILLIPPE RIDGE		38	12	24%	50
ORCHID COVE AT DAYTONA		45	5	10%	50
BENTON HOUSE OF PORT ORANGE		44	6	12%	50
SOUTHEAST ALABAMA MEDICAL CENTER			50	100%	50
TRADITIONAL HOME HEALTH OF PALM BEACH INC		49	1	2%	50
SOUTH CAROLINA DEPT OF HEALTH AND ENVIRONMENT CONTROL		11	39	78%	50
BETHUNE-COOKMAN UNIVERSITY		32	18	36%	50
WALGREENS #10373		48	2	4%	50
ALLEGRO		47	2	4%	49
ADVENT HEALTH EXPRESS CARE		4	45	92%	49
DOH		23	26	53%	49
BRANDON COMMUNITY HEALTH CENTER		38	11	22%	49
SOFT CELL LABORATORIES		45	4	8%	49
NORTHBROOK CENTER FOR□		47	2	4%	49
SOUTHSIDE HOSPITAL NORTHWELL HEALTH LABORATORY		42	7	14%	49
HCTB INC		47	2	4%	49
PARK MEADOWS HEALTH AND REHABILITATION CENTER		49			49
INFINITY BIOLOGIX LLC OAKDALE		46	3	6%	49
HILA BECKERMAN MD LLC	1	45	3	6%	49
MIRIMUS CLINICAL LABS	1	20	28	57%	49
SOLARIS SENIOR LIVING NORTH NAPLES		48	1	2%	49
RAINBOW PEDIATRICS PC LLC / BREAKFAST POINT		38	11	22%	49
HEALTH FIRST - CAPE CANAVERAL HOSPITAL		1	48	98%	49
PRACTICE MANAGEMENT OF AMERICA, INC.		7	42	86%	49
USF		1	48	98%	49
BAY CENTER HURRICANE SHELTER		48			48
SEWANEE MOLECULAR DIAGNOSTICS LABORATO		48			48
DOT DOC SARASOTA		43	5	10%	48
THE TRADITION OF THE PALM BEACHES		47	1	2%	48
GRAND AVENUE RX			48	100%	48
CAREMED INTERNAL MEDICINE		30	18	38%	48
PREMIER COMMUNITY HEALTHCARE GROUP INC		46	2	4%	48
CENTRA CARE - LAKE NONA		6	42	88%	48
THE TERRACE OF JACKSONVILLE		3	45	94%	48
QHC UPSTATE MEDICAL PC		40	8	17%	48
KESHAV RX LLC		40	8	17%	48
BREVARD HEALTH ALLIANCE INC		47	1	2%	48

# COVID-19: testing by laboratory

Data through Mar 21, 2021 verified as of Mar 22, 2021 at 09:25 AM

Data in this report are provisional and subject to change.

The numbers in the table below represent the number of Florida and non-Florida residents for whom test results were received by the Department of Health. A person can be tested by more than one laboratory and can have both positive and negative results. **Therefore, the sum of the numbers in each column will be larger than the total number of people tested.**

Reporting lab	Inconclusive	Negative	Positive	Percent positive	Total
BENTLEY VILLAGE II		39	9	19%	48
COURTYARD GARDENS OF JUPITER		48			48
GRAND OAKS OF PALM CITY LLC□	1	41	6	13%	48
NAPLES PEDIATRICS INC□		43	5	10%	48
PREMIER MEDICAL ASSOCIATES		46	2	4%	48
POPLAR HEALTHCARE PLLC	1	11	36	75%	48
SPRING MANOR ASSISTED LIVING		48			48
ADVENT HEALTH - LAKE WALES		35	12	26%	47
CAPE REGIONAL MEDICAL CENTER		45	2	4%	47
LPG PRIMARY CARE AT SURFSIDE		42	5	11%	47
FELICIDAD MEDICAL CENTER		1	46	98%	47
COMPLETE HOME CARE OF THE PALM BEACHES LLC		43	4	9%	47
ALL AMERICAN URGENT CARE			47	100%	47
NEW YORK PRESBYTERIAN - QUEENS DIAGNOSTIC		44	3	6%	47
INTERLAB		1	46	98%	47
Citymd Of Toms River		41	6	13%	47
MADISON COUNTY MEMORIAL HOSPITAL LABORATORY		15	32	68%	47
EMERGENCY PHYSICIANS MEDICAL CENTER LLC		29	18	38%	47
NAVARRE GARDENS		41	6	13%	47
BLOCK NATION CHASE		38	9	19%	47
FHMG_CTR FOR SENIOR HEALTH		42	5	11%	47
HERNANDO ENDOSCOPY AND SURGERY CENTER		36	11	23%	47
NORTH FLORIDA / SOUTH GEORGIA VETERANS HEALTH SYSTEM		1	45	98%	46
H LEE MOFFITT CANCER CENTER MICRO		46			46
ADVENTIST HEALTH SYSTEM FLORIDA		31	15	33%	46
ADVENT HEALTH MEDICAL GROUP OB GYN AT		40	6	13%	46
HOME CARE PHARMACY		46			46
KAPG ST AUGUSTINE SENIOR HOUSING OPCO LLC		37	9	20%	46
PREMIER PLACE HEALTHCARE AT THE GLENVIEW		46			46
ST ANTHONYS PRIMARY CARE LLC/JACKSON STREET			46	100%	46
INTERCOASTAL MEDICAL GROUP			46	100%	46
FAMILY EXTENDED CARE OF WINTER HAVEN		44	2	4%	46
Guardian Care Nursing and Rehabilitation Center		46			46
MOBILE DOC FL, LLC		29	17	37%	46
HARTFORD HEALTH SERVICES LLC		46			46
COLLIER BLVD HMA PHYSICIAN MANAGEMENT LLC		46			46
S-H THIRTY FIVE OPCO - LUTZ, LLC		45	1	2%	46
MINUTECLINIC DIAGNOSTIC OF SOUTH CAROL		42	4	9%	46
EAST MANATEE FAMILY	1	1	44	96%	46
WG EVERGREEN WOODS SH LLC		46			46
NEOGENOMICS LABORATORIES INC		45			45
COLLIER COUNTY JAIL		45			45
STUART URGENT CARE			45	100%	45
BRP SH OPCO LLC		45			45
REDI-MED WALK-IN FAMILY CARE			45	100%	45
HOLY NAME HOSPITAL LABORATORY		43	2	4%	45

# COVID-19: testing by laboratory

Data through Mar 21, 2021 verified as of Mar 22, 2021 at 09:25 AM

Data in this report are provisional and subject to change.

The numbers in the table below represent the number of Florida and non-Florida residents for whom test results were received by the Department of Health. A person can be tested by more than one laboratory and can have both positive and negative results. **Therefore, the sum of the numbers in each column will be larger than the total number of people tested.**

Reporting lab	Inconclusive	Negative	Positive	Percent positive	Total
GRAMERCY PARK URGENT CARE		43	2	4%	45
SOUTHPORT SQUARE HARBOUR HEALTH		45			45
NEXT MOLECULAR ANALYTICS		14	31	69%	45
PATRICK MANOR INCORPORATED		45			45
PANCARE HEALTH - BAY COUNTY - YOUNGSTOWN		40	5	11%	45
NIGHT LITE PEDIATRICS CENTER LLC		10	35	78%	45
WINTER GARDEN REHAB AND NURSING CENTER		41	4	9%	45
VILLAGE ON THE ISLE		40	5	11%	45
COLLIER URGENT CARE CENTERS		44	1	2%	45
LONG ISLAND JEWISH MED CTR		42	3	7%	45
CITYMD OF MANAHAWKIN		43	2	4%	45
LARA HEALTH AND WELLNESS CENTER LLC		45			45
ALLIANCE OF PHYSICIANS AGAINST COVID-19			45	100%	45
CORNERSTONE PEDIATRICS		34	10	23%	44
Gulf Shore Care Center		39	5	11%	44
PEDIATRICS OF CENTRAL FLORIDA – SAINT CLOUD	2	40	2	5%	44
LONG ISLAND UNIVERSITY - POST CAMPUS		44			44
LUTHERAN HAVEN EXTENDED CONGREGATE CAR		44			44
MORTON PLANT			44	100%	44
FLORIDA HOSPITAL		28	16	36%	44
TGH URGENT CARE POWERED BY FAST TRACK			44	100%	44
THE MERIDIAN AT BOCA RATON	1	43			44
TAMPA BAY CONCIERGE DOCTOR, LLC		42	2	5%	44
ASHTON PLACE	3	37	4	9%	44
LINCOLN DIAGNOSTIC LAB		42	2	5%	44
MARIANNA HEALTH AND REHABILITATION CENTER		43	1	2%	44
VIP WALK IN CLINIC		21	22	51%	43
UNION MEDICAL CARE PLLC		43			43
BRANCH MEDICAL CLINIC			43	100%	43
ISLAND URGENT CARE PLLC		41	2	5%	43
RADIOLOGY ASSOCIATES OF VENICE AND ENGLEWOOD		41	2	5%	43
DUVAL PHARMACY		32	11	26%	43
COLONY CARE CENTER		32	11	26%	43
WALGREENS 3145		40	3	7%	43
LAKE MARY KIDS CENTRA CARE		33	10	23%	43
WOLFF CTR FOR CHILD & ADOLESCENT HEALTH PLLC,THE		26	17	40%	43
FIRST CHOICE URGENT CARE		12	31	72%	43
PLAINVIEW URGENT CARE		40	3	7%	43
PINES NURSING HOME		41	2	5%	43
SAN CARLOS PHARMACY		39	4	9%	43
PRINCETON VILLAGE		39	4	9%	43
BENTON HOUSE OF ST. JOHNS		40	2	5%	42
LOURDES HOSPITAL INC		40	2	5%	42
Atlantic Shore Nursing and Rehab		42			42
KIVA AT CANTERBURY		25	17	40%	42
URGENT CARE & WELLNESS CENTER		10	32	76%	42

# COVID-19: testing by laboratory

Data through Mar 21, 2021 verified as of Mar 22, 2021 at 09:25 AM

Data in this report are provisional and subject to change.

The numbers in the table below represent the number of Florida and non-Florida residents for whom test results were received by the Department of Health. A person can be tested by more than one laboratory and can have both positive and negative results. **Therefore, the sum of the numbers in each column will be larger than the total number of people tested.**

Reporting lab	Inconclusive	Negative	Positive	Percent positive	Total
SUNCOAST TECHNICAL COLLEGE SCHOOL OF HEALTH		42			42
MILLENNIA ADVANCED SCIENTIFIC LLC			42	100%	42
ADVENTHEALTH MEDICAL GROUP FAMILY MEDICINE		37	5	12%	42
BAPTIST URGENT CARE		39	3	7%	42
LAKE CO EMPLOYEE HEALTH AND WELLNESS CENTER		38	4	10%	42
CLINICAL LABORATORY		42			42
MAIMONIDES-SHALOM ACADEMY, INC		41	1	2%	42
STAT ONE URGENT CARE CENTER		2	39	95%	41
BRONX LEBANON HOSPITAL-MEDICAL CENTER		37	4	10%	41
ATRIA WILLOW WOOD		39	2	5%	41
GUIDEWELL EMERGENCY MEDICINE DOCTORS LLC		16	25	61%	41
FLORIDA HOSPITAL NEW SMYRNA		4	37	90%	41
MID-FLORIDA PATHOLOGY, LLC		33	8	20%	41
UNIVERSITY OF ALABAMA		38	3	7%	41
WHITE-WILSON MEDICAL CENTER		30	11	27%	41
OPTUMCARE SOUTH FLORIDA, LLC		34	7	17%	41
University Hills health and Rehabilitation		31	10	24%	41
MINUTECLINIC, LLC		36	5	12%	41
ROYAL PALM SENIOR RESIDENCE		41			41
AVALON PARK RETIREMENT RESIDENCE		40	1	2%	41
IMA MEDICAL GROUP POINCIANA		18	23	56%	41
GEORGE E WEEMS MEMORIAL HOSPITAL LAB		31	10	24%	41
NORTHWELL HEALTH PLAINVIEW HOSPITAL LABORATORY		32	9	22%	41
A & R RESEARCH GROUP		35	6	15%	41
CROSSROADS URGENT CARE		26	15	37%	41
PEDIATRICS OF CENTRAL FLORIDA KISSI		33	8	20%	41
PACIFICA SENIOR LIVING OCALA		36	5	12%	41
CVS MINUTE CLINIC DIAGNOSTIC OF NORTH CAROL		35	6	15%	41
PRIDE DIAGNOSTICS		24	16	40%	40
ST JOSEPHS HOSPITAL SOUTH HOSPITAL			40	100%	40
M&V SAN JOSE MEDICAL CENTER			40	100%	40
ADVENT HEALTH CENTRA CARE - LAKELAND		30	10	25%	40
ADVANCE URGENT CARE CENTER, LLC		1	39	98%	40
NORTH FLORIDA PEDIATRICS - JACKSONVILLE		36	4	10%	40
COURTYARD GARDENS OF BOYNTON BEACH, LLC		37	3	8%	40
LONGLEAF DIAGNOSTIC LABORATORIES		11	29	73%	40
POINTE AT NEW PORT PLACE,THE		40			40
CVS NY4098030POCT NEW YORK		40			40
CAPITAL REGIONAL MEDICAL CENTER		2	38	95%	40
CITY OF CAPE CORAL		34	6	15%	40
OCOEE PEDIATRICS		33	7	18%	40
CITRUS COUNTY HEALTH DEPARTMENT		34	6	15%	40
IMA MEDICAL CENTER		25	15	38%	40
CLINICAL PATHOLOGY LABORATORIES, INC		40			40
NORTH CAROLINA DEPARTMENT OF HEALTH & HUMAN SERVICES	1		39	98%	40
SUNSHINE ASSISTED LIVING		39			39

# COVID-19: testing by laboratory

Data through Mar 21, 2021 verified as of Mar 22, 2021 at 09:25 AM

Data in this report are provisional and subject to change.

The numbers in the table below represent the number of Florida and non-Florida residents for whom test results were received by the Department of Health. A person can be tested by more than one laboratory and can have both positive and negative results. **Therefore, the sum of the numbers in each column will be larger than the total number of people tested.**

Reporting lab	Inconclusive	Negative	Positive	Percent positive	Total
LYSTER ACH FT RUCKER AL		36	3	8%	39
BAYSHORE PATHOLOGY CONSULTANTS PA		37	2	5%	39
GUYAN VALLEY WELLNESS CENTER		32	7	18%	39
CEDAR CREEK AT KINGS BAY INC		39			39
MAIN STREET MEDICAL CENTER OF CRESTVIEW PA		20	19	49%	39
GENEXPERT			39	100%	39
JUNIPER VILLAGE AT CAPE CORAL		34	5	13%	39
WG BAYPOINT VILLAGE SH LLC		38	1	3%	39
CLINICAL RESEARCH SEQUENCING PLATFORM		8	31	79%	39
BROOKDALE BRANDON	1	38			39
MEDEX MEDICAL EXPRESS OF PALATKA LLC			39	100%	39
JFK MEDICAL CENTER NORTH LAB		1	38	97%	39
BIOFIRE		7	32	82%	39
MIAMI CLINICAL RESEARCH CORP			39	100%	39
BAY COUNTY JAIL ANNEX		34	5	13%	39
BRIDGEVIEW CENTER LLC		27	12	31%	39
CARE 4 U MANAGEMENT, INC			39	100%	39
LAKE INTERNAL MEDICINE ASSOCIATES PA		32	6	16%	38
PREMISE HEALTH MIA		1	37	97%	38
FLORIDA DEPARMENT OF HEALTH CLAY COUNTY		25	13	34%	38
AUTUMN OF SARASOTA		12	26	68%	38
STEWART MEDICAL GROUP, INC		21	17	45%	38
BOND CLINIC, PA		9	29	76%	38
EASTERN SHORE URGENT CARE		27	11	29%	38
CCRC @ SUNFLOWER LLC		35	3	8%	38
HOMEWOOD RESIDENCE AT FREEDOM PLAZA		37	1	3%	38
ANDALUSIA HEALTH		21	17	45%	38
STETSON UNIVERSITY STUDENT HEALTH CENTER		3	35	92%	38
ATRIA SAN PABLO		36	2	5%	38
Life Care Center of Citrus County		37	1	3%	38
Bon Secours Maria Manor		33	5	13%	38
MOLECULAR DIAGNOSTICS		5	33	87%	38
LIGHTHOUSE PEDIATRICS OF NAPLES		33	4	11%	37
FAMILY EXTENDED CARE OF SEBRING INC		35	2	5%	37
ACCURATE DIAGNOSTIC LAB		35	2	5%	37
BULLS HEAD URGENT CARE		35	2	5%	37
MINUTECLINIC DIAGNOSTIC OF RHODE ISLAND, LLC #1544		36	1	3%	37
CORRECTIONAL MEDICAL GROUP		27	10	27%	37
THE COLLIER AT NAPLES		36	1	3%	37
VANDERBILT UNIVERSITY MEDICAL CENTER		33	4	11%	37
SHERMAN-ABRAMS LABORATORY INC		33	4	11%	37
INNOVATION CLINICAL TRIALS, INC			37	100%	37
HR SARASOTA OPERATOR LLC		25	12	32%	37
HOLZER HEALTH CENTER		5	32	86%	37
CONNECTICUT DEPARTMENT OF HEALTH		22	15	41%	37
THE MEDICAL GROUP OF SOUTH FLORIDA INC		33	4	11%	37

# COVID-19: testing by laboratory

Data through Mar 21, 2021 verified as of Mar 22, 2021 at 09:25 AM

Data in this report are provisional and subject to change.

The numbers in the table below represent the number of Florida and non-Florida residents for whom test results were received by the Department of Health. A person can be tested by more than one laboratory and can have both positive and negative results. **Therefore, the sum of the numbers in each column will be larger than the total number of people tested.**

Reporting lab	Inconclusive	Negative	Positive	Percent positive	Total
PATHOGENIUS LABORATORIES		30	7	19%	37
BITTINGS APOTHECARY INC		33	4	11%	37
PONCE THERAPY CARE CENTER		34	3	8%	37
SANTA BARBARA CARE CENTER		20	17	46%	37
ONE MILO		37			37
ST AUGUSTINE PEDIATRIC ASSOC		33	4	11%	37
NIGHT LITE PEDIATRIC CENTER		10	27	73%	37
TAYLORVILLE FAMILY MEDICINE		30	7	19%	37
BVL/LITTLE ANGEL PEDIATRICS		36			36
ST JOSEPHS CHILDRENS OUTREACH			36	100%	36
MINUTECLINIC DIAGNOSTIC OF NORTH CAROLINA		35	1	3%	36
MAKO MEDICAL		21	15	42%	36
ADVENTHEALTH MEDICAL GROUP MULTISPECIALTY			36	100%	36
PROFESSIONAL PEDIATRICS		34	2	6%	36
LPG PULMONOLOGY-COCONUT POINT		31	5	14%	36
HARMONY HEALTH OPCO, LLC		15	21	58%	36
LPG CONVENIENT CARE AT METRO		33	3	8%	36
BELVEDERE COMMONS OF SUN CITY CENTER		36			36
WASHINGTON COUNTY HEALTH DEPARTMENT		24	12	33%	36
ROADS PEDIATRICS,LLC		33	2	6%	35
PATHGROUP		9	26	74%	35
BIOREFERENCE LABORATORIES INC		3	32	91%	35
IRL		4	31	89%	35
NEUROINTERNATIONAL SARASOTA		32	3	9%	35
ST. MARYS MEDICAL CENTER		1	34	97%	35
UNIVERSITY HOSPITAL		30	5	14%	35
ISLAND LAKE CENTER		14	21	60%	35
POARCH BANC CREEK INDIANS TRIBAL HEALTH DEPARTMENT			35	100%	35
COLLIER HMA PHYSICIAN MANAGEMENT LLC		27	8	23%	35
VIKOR SCIENTITIC		5	30	86%	35
NCHD		21	14	40%	35
ADULT MEDICINE OF LAKE COUNTY INC			35	100%	35
ST LUCIE COUNTY JAIL		26	9	26%	35
CAREHERE LAKE SCHOOLS EMPLOYEE HEALTH CENTER		24	11	31%	35
VETERANS AFFAIRS MEDICAL CENTER - NEW YORK HARBOR		34	1	3%	35
BOCA TOXICOLOGY LLC		33	2	6%	35
PECONIC BAY MEDICAL CENTER LABORATORY		26	9	26%	35
DOCTORS CENTER PA,THE		33	2	6%	35
NEWPATH DIAGNOSTICS		27	8	23%	35
P23 LABS		35			35
BENTON HOUSE OF CLERMONT		35			35
PARKSIDE HEALTH AND REHABILITATION CENTER			35	100%	35
CDR MAGUIRE - MIAMI BEACH CC MISSION 17388		2	33	94%	35
WUESTHOFF MEMORIAL HOSPITAL			35	100%	35
PALM POINT BEHAVIORAL HEALTH		35			35
ADVENT HEALTH - FISH MEMORIAL		2	33	94%	35



# COVID-19: testing by laboratory

Data through Mar 21, 2021 verified as of Mar 22, 2021 at 09:25 AM

Data in this report are provisional and subject to change.

The numbers in the table below represent the number of Florida and non-Florida residents for whom test results were received by the Department of Health. A person can be tested by more than one laboratory and can have both positive and negative results. **Therefore, the sum of the numbers in each column will be larger than the total number of people tested.**

Reporting lab	Inconclusive	Negative	Positive	Percent positive	Total
MAINSTREET FAMILY URGENT CARE		1	34	97%	35
ALWAYS BEST CARE SENIOR SERVICES		32	3	9%	35
MEDCOMP SCIENCES			34	100%	34
HARBORCHASE OF WELLINGTON CROSSING		32	2	6%	34
FLORIDA PEDIATRIC GROUP PA		28	6	18%	34
FHMG - FLORIDA HOSPITAL MEDICAL GROUP		25	9	26%	34
ENCOMPASS HEALTH REHABILITATION HOSPITAL OF LARGO		31	3	9%	34
BASSETTI MEDICAL RESEARCH INC		28	6	18%	34
REDI-MED WALK IN FAMILY CLINIC			34	100%	34
LONG TERM CARE OF GULF BREEZE LLC		30	4	12%	34
AYERS NURSING AND REHABILITATION CENTER		34			34
RASHDA ALBIBI M.D. P.A.		31	3	9%	34
SOUTHCOR LABORATORY		4	30	88%	34
JOHN KNOX VILLAGE OF CENTRAL FLORIDA		30	4	12%	34
PARAMOUNT WALK-IN CLINIC		1	33	97%	34
RESIDENTIAL PLAZA AT BLUE LAGOON INC		31	3	9%	34
MINUTECLINIC DIAGNOSTIC OF MICHIGAN		31	3	9%	34
D W MCMILLAN MEMORIAL HOSPITAL		23	11	32%	34
TUSCAN GARDENS OF DELRAY BEACH MANAGEMENT COMPANY,		34			34
MINUTECLINIC DIAGNOSTIC OF LOUISIANA		32	2	6%	34
THE SPRINGS OF PARC HILL		33	1	3%	34
WALGREENS COVID-19		27	7	21%	34
BAY STREET PHARMACY		32	2	6%	34
CORAL HOUSE ASSISTED LIVING COMMUNITY LLC		33			33
SOUTHEASTERN OUTPATIENT SURGERY CENTER		30	3	9%	33
SANFORD MOBILE LAB PGA TOUR		32	1	3%	33
PHYSICIAN ASSOCIATES LLC		26	7	21%	33
WALK IN MEDICAL URGENT CARE		33			33
BOND CLINIC		3	30	91%	33
Kensington Gardens		33			33
FLORIDA DEPARTMENT OF HEALTH IN MONROE COUNTY		27	6	18%	33
AMBRY GENETICS CORPORATION	23	10			33
METRO KNOXVILLE HMA		25	8	24%	33
JACKSON HEALTH SYSTEM		2	31	94%	33
PORT SAINT JOHN FAMILY PRACTICE		21	12	36%	33
ALAN A SMITH MD LLC		31	2	6%	33
GREENRIDGE GROUP HOME	3	11	19	58%	33
NIGHT LITE PEDIATRICS URGENT CARE CENTER			33	100%	33
WELLMED AT NEW TAMPA		23	10	30%	33
VETERAN AFFAIRS MEDICAL CENTER - JAMES J PETERS		30	3	9%	33
CENTRAL FLORIDA HEALTH CARE INC WAUCHULA SITE 2		26	7	21%	33
AHSE ROP		32	1	3%	33
JAMAICA HOSPITAL MEDICAL CENTER		29	4	12%	33
WESTWOOD NURSING AND REHABILITATION		28	5	15%	33
FAMILY AND INTERNAL MEDICINE AT AVALON PARK		29	4	12%	33
VILLA COURT LLC		33			33

# COVID-19: testing by laboratory

Data through Mar 21, 2021 verified as of Mar 22, 2021 at 09:25 AM

Data in this report are provisional and subject to change.

The numbers in the table below represent the number of Florida and non-Florida residents for whom test results were received by the Department of Health. A person can be tested by more than one laboratory and can have both positive and negative results. **Therefore, the sum of the numbers in each column will be larger than the total number of people tested.**

Reporting lab	Inconclusive	Negative	Positive	Percent positive	Total
DCH REGIONAL MEDICAL CENTER LABORATORY		32	1	3%	33
Consulate Health Care of Orange Park		27	6	18%	33
PHOSPHORUS DIAGNOSTICS		27	6	18%	33
LAKE COUNTY SCHOOLS EMPLOYEE HEALTH CENTER		21	11	34%	32
OPIS COQUINA CENTER		32			32
WESTMINSTER ST AUGUSTINE		32			32
CITRUS CARE CLINIC			32	100%	32
ALABAMA CLINICS		16	16	50%	32
PASSPORT HEALTH ORLANDO		32			32
BROOKDALE CANOPY OAKS			32	100%	32
Heartland Health Care Center North Sarasota		18	14	44%	32
UNIVERSITY MEDICAL CTR OF PRINCETON AT		30	2	6%	32
FLORIDA PRESBYTERIAN HOMES INC		31	1	3%	32
STATEN ISLAND UNIVERSITY HOSPITAL-POUCH		31	1	3%	32
AMMON ANALYTICAL LABORATORIES		28	4	13%	32
LABCORP		13	19	59%	32
TRADITIONAL HOME CARE INC		31	1	3%	32
WARDE MEDICAL LABORATORY		24	8	25%	32
UNION MEDICAL CARE		32			32
MIDDLETOWN MEDICAL P C		23	9	28%	32
NORTH FLORIDA PHARMACY		30	2	6%	32
SIDDH INC DBA SAN CARLOS PHARMACY		30	2	6%	32
VETERANS HOME			32	100%	32
MINUTECLINIC DIAGNOSTIC MEDICAL GROUP		29	3	9%	32
COLORADO DEPARTMENT OF HEALTH LABORATORY SERVICES DIVISION			32	100%	32
PREMIUM HEALTH SERVICES OF TAMPA BAY LLC		17	15	47%	32
LAKE SHERIFF		31	1	3%	32
TRIPLE O MEDICAL SERVCS INC		29	3	9%	32
IPSUM DIAGNOSTICS		3	29	91%	32
MINUTE CLINIC LLC #2216		30	2	6%	32
ADVENTHEALTH MEDICAL GROUP FAMILY MEDICINE AT RDV		31			31
TANVIR H SHAGAR NP		26	5	16%	31
ADVANCED URGENT CARE		12	19	61%	31
COMMUNITY MEDICAL CARE CENTER INC			31	100%	31
PREMIER URGENT CARE CENTER LLC			31	100%	31
FORT CAROLINE GARDENS, INC		29	2	6%	31
JUPITER MEDICAL CENTER PHYSICIANS GROUP, INC		28	3	10%	31
MICHAEL J D'AMBROSE MD PA		29	2	6%	31
DISCOVERY COMMONS AT BRADENTON		31			31
SOMA MEDICAL CENTER PA #3			31	100%	31
AMERICAN ESOTERIC LABORATORIES		15	16	52%	31
UNIPATH		24	7	23%	31
HEALTH FIRST - VIERA HOSPITAL		1	30	97%	31
REGENCY PARK ASSISTED LIVING FACILITY		29	2	6%	31
LabCorp L#09258130 M#09258125		12	19	61%	31
ENT AND ALLERGY ASSOCIATES OF FLORIDA LLC		30	1	3%	31

# COVID-19: testing by laboratory

Data through Mar 21, 2021 verified as of Mar 22, 2021 at 09:25 AM

Data in this report are provisional and subject to change.

The numbers in the table below represent the number of Florida and non-Florida residents for whom test results were received by the Department of Health. A person can be tested by more than one laboratory and can have both positive and negative results. **Therefore, the sum of the numbers in each column will be larger than the total number of people tested.**

Reporting lab	Inconclusive	Negative	Positive	Percent positive	Total
HOLLISMED LLC		29	2	6%	31
EP MEDICAL EQUIPMENT PHARMACY		27	4	13%	31
LONG BEACH URGENT CARE		31			31
UR CARE FAMILY AND SPORTS MEDICINE			31	100%	31
EASYCARE WALK-IN CLINIC	1	11	19	61%	31
COLLIER ANESTHESIA PAIN LLC		31			31
GRAND VILLA OF NEW PORT RICHEY		24	7	23%	31
EVERLYWELL		18	13	42%	31
FLAGLER HOSPITAL INC	2		29	94%	31
ATLAN		26	5	16%	31
NAPHCARE, INC.		21	10	32%	31
FORT VALLEY STATE UNIVERSITY		29	1	3%	30
HERITAGE WATERSIDE		27	3	10%	30
ADVENT HEALTH PRIMARY CARE PLUS, WINTER GARDEN		26	4	13%	30
ROCKLAND URGENT CARE FAMILY HEALTH NP		29	1	3%	30
ARCPPOINT LABS OF WEST PALM BEACH			30	100%	30
BOCA BIOLISTIC REFERENCE LAB			30	100%	30
RIVERHEAD URGENT CARE		29	1	3%	30
PERDIDO URGENT CARE		1	29	97%	30
WINDSOR WOODS REHAB & HEALTHCARE CTR		29	1	3%	30
WEINBERG VILLAGE		29	1	3%	30
Wiregrass Rehabilitation Center and Nursing Home		28	2	7%	30
THE TERRACE AT IVY ACRES ALF		11	19	63%	30
MEDICAL PAVILION CLINIC		19	11	37%	30
REHAB AND HEALTHCARE CENTER OF CAPE CORAL		30			30
Okeechobee Health Care Facility		16	14	47%	30
MINUTE CLINIC DIAGNOSTIC OF SC, LLC #75		29	1	3%	30
CLINCLOUD, LLC			30	100%	30
AMELIA ASSISTED LIVING FACILITY		30			30
OAK HARBOR ASSISTED LIVING FACILITY		27	3	10%	30
ADVENTHEALTH MEDICAL GROUP FAMILY & INTERNAL		11	19	63%	30
LAKE MARY - STIRLING CENTER SUITE 202			30	100%	30
CARILLON SPORTS AND FAMILY MEDICINE		23	7	23%	30
COUNTY OF LOS ANGELES			30	100%	30
MAGNOLIA DIAGNOSTICS, LLC		3	27	90%	30
AMEERAH LABS			30	100%	30
OAKMONTE VILLAGE		29	1	3%	30
CHIPOLA MEDICAL ASSOCIATES		10	20	67%	30
STUART REHABILITATION AND HEALTHCARE		14	15	52%	29
SUNTREE INTERNAL MEDICINE		29			29
NURSES HELPING HANDS INC ALF		29			29
CENTER ONE SURGERY CENTER		24	5	17%	29
STEWART MELBOURNE HOSPITAL			29	100%	29
DUVAL COUNTY HEALTH DEPARTMENT		29			29
FLORIDA ENDOSCOPY & SURGERY CTR LLC		29			29
MIGUEL E TREVINO MD PA		25	4	14%	29

# COVID-19: testing by laboratory

Data through Mar 21, 2021 verified as of Mar 22, 2021 at 09:25 AM

Data in this report are provisional and subject to change.

The numbers in the table below represent the number of Florida and non-Florida residents for whom test results were received by the Department of Health. A person can be tested by more than one laboratory and can have both positive and negative results. **Therefore, the sum of the numbers in each column will be larger than the total number of people tested.**

Reporting lab	Inconclusive	Negative	Positive	Percent positive	Total
PRO HEALTH HARMONY		29			29
ISLAMORADA VILLAGE OF ISLANDS FIRE RESCUE		27	2	7%	29
PALM GARDEN OF JACKSONVILLE		27	2	7%	29
NEMOURS CHILDRENS CLINIC		22	7	24%	29
P4CLINICAL	3	2	24	83%	29
CDC		17	12	41%	29
GRAND VILLA OF ALTAMONTE SPRINGS		22	7	24%	29
MINUTE CLINIC, LLC DBA MINUTECLINIC #4505		27	2	7%	29
PALMS, THE		29			29
ROBERT H JENKINS JR VETERANS' DOMICILIARY HOME OF		26	3	10%	29
CAPE CORAL HOSPITAL ABG LABORATORY		16	13	45%	29
LEE COMMUNITY HEALTHCARE - LEHIGH		26	3	10%	29
RENAISSANCE SENIOR LIVING	1	28			29
UNIV OF ROCHESTER-STRONG MEMORIAL HOSP		28	1	3%	29
BAPTIST PRIMARY BLACK CREEK SOUTH			29	100%	29
PANCARE HEALTH - BONIFAY K-8			29	100%	29
SANDALWOOD NURSING CENTER		29			29
DAVID LAWRENCE CENTER		25	4	14%	29
NAPHCARE INC		24	5	17%	29
COMPREHENSIVE CHILDCARE		23	6	21%	29
A AND R RESEARCH GROUP LLC		25	4	14%	29
FAMILY CARE PARTNERS URGENT CARE LLC		23	6	21%	29
FAST PACE MEDICAL CLINIC		26	3	10%	29
UNIVERSITY BEHAVIORAL CENTER		28			28
HUNTINGTON STATION URGENT CARE		27	1	4%	28
ACTIVE SENIOR LIVING		26	2	7%	28
SYNIVERSE WELLNESS CENTER		24	4	14%	28
ST PETER'S BENDER LABORATORY		27	1	4%	28
CERON PEDIATRICS & INTEGRATIVE MEDICIN		28			28
UCLA HEALTHCARE CLINICAL LABS		23	5	18%	28
CHILDREN'S MEDICAL CENTER			28	100%	28
MARION PEDIATRICS PA		21	7	25%	28
INTERIM HEALTHCARE OF NORTHWEST FLORIDA INC		26	2	7%	28
MINUTECLINIC DIAGNOSTIC OF RHODE ISLAND, LLC #212		28			28
NATIONAL MENTOR HEALTHCARE LLC			28	100%	28
Cleveland Clinic Laboratories		4	24	86%	28
ORLANDO CLINICAL RESEARCH CENTER		26	2	7%	28
URGENT CARE CENTER			28	100%	28
CIGNA PBSO WEST PALM			28	100%	28
SUNSHINE PEDIATRICS OF CENTRAL FLORIDA PL		26	2	7%	28
PULSE & REMEDY LLC		13	15	54%	28
ORANGE PEDIATRICS			28	100%	28
ASTORIA HEALTH AND REHABILITATION CENTER		27	1	4%	28
LAKE PLACID HEALTH AND REHABILITATION		1	27	96%	28
KEY PRIMARY CARE			28	100%	28
ACCESS 365 URGENT CARE		8	20	71%	28

# COVID-19: testing by laboratory

Data through Mar 21, 2021 verified as of Mar 22, 2021 at 09:25 AM

Data in this report are provisional and subject to change.

The numbers in the table below represent the number of Florida and non-Florida residents for whom test results were received by the Department of Health. A person can be tested by more than one laboratory and can have both positive and negative results. **Therefore, the sum of the numbers in each column will be larger than the total number of people tested.**

Reporting lab	Inconclusive	Negative	Positive	Percent positive	Total
BROOKDALE PHILLIPPI CREEK			28	100%	28
EDEN AT CRESTVIEW		12	16	57%	28
THORNBURG PEDIATRICS		26	2	7%	28
PINELLAS INTERNAL MEDICINE ASSOCIATES	1	26	1	4%	28
GROWING TOGETHER PEDIATRICS, LLC		24	4	14%	28
LABORATORY ALLIANCE OF CENTRAL NEW YORK		27	1	4%	28
FAMILY CARE PARTNERS		18	10	36%	28
DOCTOR TODAY TLC LLC			28	100%	28
NORTH PINELLAS CHILDRENS MEDICAL CENTER			28	100%	28
LAKELAND NURSING AND REHABILITATION CENTER			28	100%	28
PORT ST LUCIE HOSPITAL		25	3	11%	28
Signature Healthcare of Ormond		28			28
STEINHATCHEE DRUGS		21	6	22%	27
THE COMMONWEALTH OF MASSACHUSETTS		1	26	96%	27
CHILDRENS MEDICAL CENTER			27	100%	27
KIVA AT CANTERBURY, LLC		27			27
MINUTE CLINIC DIAGNOSTIC OF VIRGINIA, LLC		27			27
SPANISH RIVER HIGH SCHOOL ESE		23	4	15%	27
JOSEF SCHENKER MD PC DBA CENTERS URGENT		25	2	7%	27
TGH URGENT CARE - RIVERVIEW			27	100%	27
EXPRESS CARE OF BELLEVIEW		27			27
UNIVERSITY OF ILLINOIS VETERINARY DIAG	1	25	1	4%	27
LEXINGTON PLACE SENIOR LIVING COMMUNITY		27			27
BROOKDALE SOUTHPOINT			27	100%	27
JOSEPH SCHENKER MD PC DBA CENTERS URGENT		24	3	11%	27
VICK STREET MANOR		27			27
RESIDENCE AT BAY VUE		26	1	4%	27
SUNCOAST LABS			27	100%	27
THE PALMS PHARMACY, INC		24	3	11%	27
UNION CHD		24	3	11%	27
LOOP PEDIATRICS		22	5	19%	27
BROWARD HEALTH IMPERIAL POINT NURSING			27	100%	27
PINELLAS 1 HOME HEALTH CARE CORP		27			27
WIREGRASS CLINIC LLC		22	5	19%	27
HEALTHPARK MEDICAL CENTER ABG LAB		26	1	4%	27
ATRIA LADY LAKE		27			27
STATCARE URGENT & WALK IN MEDICAL CARE		24	3	11%	27
GULFSIDE HOSPICE INC		24	3	11%	27
EVIVIA		27			27
WEISS PEDIATRIC CARE LLC		16	11	41%	27
FIRST CHOICE PEDIATRICS LOOP		25	2	7%	27
BROOKDALE UNIVERSITY HOSPITAL		25	2	7%	27
GASTROENTEROLOGY ASSOCIATES OF PENSACOLA PA		23	3	12%	26
CARE HERE		3	23	88%	26
DARDEN WELLNESS CENTER		23	3	12%	26
MARTHA'S HOUSE & ASSISTED LIVING FACILITY		26			26

# COVID-19: testing by laboratory

Data through Mar 21, 2021 verified as of Mar 22, 2021 at 09:25 AM

Data in this report are provisional and subject to change.

The numbers in the table below represent the number of Florida and non-Florida residents for whom test results were received by the Department of Health. A person can be tested by more than one laboratory and can have both positive and negative results. **Therefore, the sum of the numbers in each column will be larger than the total number of people tested.**

Reporting lab	Inconclusive	Negative	Positive	Percent positive	Total
MINUTE CLINIC DIAGNOSTIC OF VIRGINIA		21	5	19%	26
EXPRESS FAMILY CARE LLC		11	15	58%	26
LOT HEALTH SERVICES	1	25			26
DAVENPORT PEDIATRICS CLERMONT PA		24	2	8%	26
THE MINIER URGENT CARE		20	6	23%	26
PULMONARY SPECIALISTS OF THE PALM BEACHES		16	10	38%	26
MINUTECLINIC, LLC #08366		21	5	19%	26
URGENT FAMILY CARE INC		23	3	12%	26
WEST BROWARD CARE CENTER		24	2	8%	26
MONCRIEF ARMY HEALTH CLINIC			26	100%	26
OAKTREE HEALTHCARE			26	100%	26
EPIC REFERENCE LABS INC			26	100%	26
MONTEFIORE NEW ROCHELLE HOSPITAL		24	2	8%	26
Rehabilitation Center of the Palm Beaches		26			26
BOCA SIMON LAB		1	25	96%	26
RAINBOW PEDIATRICS		1	25	96%	26
Clearwater Center		12	14	54%	26
ADVENT HEALTH PARTIN SETTLEMENT HEALTH PARK		18	8	31%	26
TREEHOUSE PEDIATRICS & FAMILY CARE		26			26
PALM BEACH COUNTY FIRE RESCUE		24	2	8%	26
ABL MEDICAL CARE LLC			26	100%	26
COLORADO DEPARTMENT OF PUBLIC HEALTH AND ENVIRONMENT			26	100%	26
HOLIDAY MEDICAL ASSOCIATES		1	25	96%	26
CITY OF OCALA EMPLOYEE HEALTH AND WELLNESS CENTER		21	5	19%	26
CAMP BOGGY CREEK		26			26
SANITAS		4	22	85%	26
GRAND LIVING AT LAKEWOOD RANCH		25	1	4%	26
EAST HILL MEDICAL GROUP		17	9	35%	26
GOOD SAMARITAN HOSPITAL LABORATORY		23	3	12%	26
VASSAR BROTHERS MEDICAL CENTER LABORATORY		25	1	4%	26
LAKES DIALYSIS CENTER INC			26	100%	26
WAKULLA COUNTY HEALTH DEPARTMENT		12	14	54%	26
CARDIOLOGY AND MEDICINE ASSOCIATES INC		26			26
ADVENT HEALTH - LAKE MARY PEDIATRICS		16	9	36%	25
WOMENS CARE FLORIDA LABORATORY		25			25
Casa Mora Rehabilitation & Extended Care		25			25
LPG PRIMARY CARE AT PINE ISLAND		23	2	8%	25
MINIMALLY INVASIVE VASCULAR INC		23	2	8%	25
COASTAL COMPLETE CARE		11	14	56%	25
JOSEF SCHENKER MD PC		25			25
COASTAL LABORATORIES OF FLORIDA		22	3	12%	25
CANTON-POTSDAM HOSPITAL LABORATORY		24	1	4%	25
GREENSBORO PATHOLOGY LLC		23	2	8%	25
GREEN GABLES ASSISTED LIVING FACILITY		25			25
MD BEAUTY LABS, PA		23	2	8%	25
IMMEDIATE CARE PA		21	4	16%	25

# COVID-19: testing by laboratory

Data through Mar 21, 2021 verified as of Mar 22, 2021 at 09:25 AM

Data in this report are provisional and subject to change.

The numbers in the table below represent the number of Florida and non-Florida residents for whom test results were received by the Department of Health. A person can be tested by more than one laboratory and can have both positive and negative results. **Therefore, the sum of the numbers in each column will be larger than the total number of people tested.**

Reporting lab	Inconclusive	Negative	Positive	Percent positive	Total
ASSISTED LIVING OF BROWARD		25			25
BAYCARE HEALTH SYSTEMS, LLC			25	100%	25
BUREAU OF PUBLIC HEALTH	1	5	19	76%	25
WESTPAC LABS		1	24	96%	25
MADWAR		19	6	24%	25
ORTHOPAEDIC SURGERY CENTER		25			25
MARYLAND DEPARTMENT OF HEALTH			25	100%	25
TALLAHASSEE DEVELOPMENTAL CENTER□		24	1	4%	25
ST. CLOUD HOSPITAL		20	5	20%	25
MAYO CLINIC JACKSONVILLE		1	24	96%	25
FEDERAL PRISON CAMP PENSACOLA			25	100%	25
COOPER HEALTHCARE		22	3	12%	25
COASTAL SKIN SURGERY AND DERMATOLOGY		18	7	28%	25
SOUTH FLORIDA DIALYSIS CENTER		8	17	68%	25
DELRAY BEACH FACIAL PLASTIC SURGERY		25			25
ARCPPOINT LABS OF FORT LAUDERDALE		25			25
RJ LEE GROUP	1	23	1	4%	25
Summit Medical Group Westfield Lab		22	3	12%	25
LEE MEMORIAL HEALTH SYSTEM D/B/A LEE COMMUNITY		23	2	8%	25
THE WATERMARK AT VISTAWILLA		25			25
HUNT CLUB PEDIATRIC ASSOCIATES LLC		21	4	16%	25
PARK WEST MEDICAL CENTER		24	1	4%	25
MINUTECLINIC, LLC #4230		21	4	16%	25
MINUTECLINIC DIAGNOSTIC OF TEXAS		22	3	12%	25
STATE LAB		2	22	92%	24
LABORATORY MEDICINE CONSULTANTS-LMC PA		22	2	8%	24
SHORE MEMORIAL HOSPITAL		21	3	13%	24
CARE CENTERS OF NASSAU LLC MINER ROAD NORTH		24			24
CSH LAKE ORIENTA LP		24			24
VIRTUA		20	4	17%	24
SENIOR HEALTH OF WINTER PARK DUNDEE		24			24
PRIME CARE ONE LLC/HARBORCHASE OF VENICE			24	100%	24
HENNEPIN COUNTY MEDICAL CENTER (HCMC)		13	11	46%	24
ENGLEWOOD HOSPITAL AND MEDICAL CENTER		19	5	21%	24
PHYSICIANS PRIMARY CARE OF SW FLORIDA PL		24			24
BROOKWOOD BAPTIST MEDICAL CENTER		23	1	4%	24
SENIOR LIVING IV SUN CITY LLC		17	7	29%	24
CENTERPLACE HEALTH		3	21	88%	24
HIGHLANDS COUNTY FIRE RESCUE		24			24
MAGNOLIA PEDIATRICS		4	20	83%	24
MED PLUS FLORENCE		20	4	17%	24
WESTMINSTER WOODS ON JULINGTON CREEK		22	2	8%	24
PBSO WEST PALM FAMILY PRACTICE		1	23	96%	24
RAINBOW PEDIATRIC CENTER		2	22	92%	24
EC OPCO TIMBERLIN PARC LLC		24			24
URGENT CARE USA			24	100%	24

# COVID-19: testing by laboratory

Data through Mar 21, 2021 verified as of Mar 22, 2021 at 09:25 AM

Data in this report are provisional and subject to change.

The numbers in the table below represent the number of Florida and non-Florida residents for whom test results were received by the Department of Health. A person can be tested by more than one laboratory and can have both positive and negative results. **Therefore, the sum of the numbers in each column will be larger than the total number of people tested.**

Reporting lab	Inconclusive	Negative	Positive	Percent positive	Total
WELLMED AT PLANT CITY		11	13	54%	24
Grand Villa of Clearwater		22	2	8%	24
SUNQUEST		3	21	88%	24
CARENOW - DOWNTOWN NORTH GULCH		23	1	4%	24
PALMS MEDICAL GROUP - LAKE CITY WEST		3	21	88%	24
ALAN SERURE MD		24			24
GRAND VILLA OF ST. PETERSBURG		22	2	8%	24
PACIFICA SENIOR LIVING FORT MYERS		15	9	38%	24
MEDEXPRESS URGENT CARE - BLOOMINGTON		21	3	13%	24
THE CHAPPEL GROUP RESEARCH		24			24
AVENTIS BIO-SERVICES CTL		24			24
PALMETTO PEDIATRICS			24	100%	24
ADVENT HEALTH MEDICAL GROUP- FAMILY MEDICINE AT DR. PHILIPS		19	5	21%	24
VILLAGES REHABILITATION AND NURSING CENTER		24			24
CRESTVIEW IMMEDIATE CARE LL		1	23	96%	24
PHYSICIANS STAT		3	21	88%	24
TIMBERLANE LODGE ALF	1	16	7	29%	24
ROWLETT MIDDLE ACADEMY		22	2	8%	24
MID FLORIDA PATHOLOGY LLC		23	1	4%	24
HEALTH MED CENTERS		24			24
SPRINGWOOD COURT		19	5	21%	24
COURTYARDS OF ORLANDO		24			24
ATRIA AT ST JOSEPHS		24			24
LABORATORY DYNAMICS		20	4	17%	24
AIR, LAND & SEA PHYSICALS & CONSULTATIONS, LLC		23	1	4%	24
SUMMIT MEDICAL GROUP - 75 E NORTHFIELD		22	2	8%	24
THE LODGE AND REHABILITATION CENTER		9	15	63%	24
MINUTECLINIC DIAGNOSTIC OF PENNSYLVANI		23	1	4%	24
TARPON BAYOU CENTER			24	100%	24
COMMUNITY HEALTH OF SOUTH FLORIDA			24	100%	24
ADVENT HEALTH EXPRESS		9	15	63%	24
WELLNOW URGENT CARE		23	1	4%	24
MADISON COUNTY MEMORIAL HOSP		12	12	50%	24
HERITAGE OAKS ASSISTED LIVING & MEMORY CARE		20	4	17%	24
HALIFAX HEALTH URGENT CARE		4	20	83%	24
EMORY BENNETT VETERANS NURSING HOME	1	22			23
LEE MEMORIAL HEALTH SYSTEM		20	3	13%	23
MINUTECLINIC DIAGNOSTIC OF TN, PC 374		19	4	17%	23
NEW JERSEY		22	1	4%	23
UF HEALTH NORTH JACKSONVILLE			23	100%	23
GRAND VILLA OF DEL RAY WEST		20	3	13%	23
TOTAL ACCESS URGENT CARE			23	100%	23
FINLAY C. LABORATORY		3	20	87%	23
TIFFANY LAKE CARE CENTERS INC		23			23
GENETIC TECHNOLOGICAL INNOVATIONS, LLC		11	12	52%	23
NOBLE SENIOR LIVING		3	20	87%	23



# COVID-19: testing by laboratory

Data through Mar 21, 2021 verified as of Mar 22, 2021 at 09:25 AM

Data in this report are provisional and subject to change.

The numbers in the table below represent the number of Florida and non-Florida residents for whom test results were received by the Department of Health. A person can be tested by more than one laboratory and can have both positive and negative results. **Therefore, the sum of the numbers in each column will be larger than the total number of people tested.**

Reporting lab	Inconclusive	Negative	Positive	Percent positive	Total
LEE PHYSICIAN GROUP		20	3	13%	23
EGL GENETIC DIAGNOSTICS		1	22	96%	23
ISLAND COAST PEDIATRICS PA		22	1	4%	23
CARLOS F FUSTER MD PA		21	2	9%	23
LAKEVIEW HEALTH CARE SYSTEMS		9	14	61%	23
CLEARWATER EMPLOYEE HEALTH CLINIC		7	16	70%	23
CORE LABORATORY		1	22	96%	23
NEWYORK-PRESBYTERIAN/ LAWRENCE HOSPITAL LABORATORY		21	2	9%	23
NOVANT HEALTH		17	6	26%	23
ROSLYN URGENT CARE		23			23
PM PEDIATRICS		22	1	4%	23
OMEGA LABORATORIES		19	4	17%	23
SARASOTA MEMORIAL NURSING & REHABILITATION CTR		23			23
UNIV OF NORTH ALABAMA HEALTH CENTER		22	1	4%	23
WOODHOUSE INC		17	6	26%	23
SANFORD PEDIATRIC ASSOCIATES, PA		21	2	9%	23
ADVENTHEALTH MEDICAL GROUP PULMONOLOGY		20	3	13%	23
MINUTE CLINIC DIAGNOSTIC OF NEW JERSEY		22	1	4%	23
UNIVERSITY HILLS HEALTH AND REHABILITATION CENTER		18	5	22%	23
WUESTHOFF MEDICAL CENTER-MELBOURNE			23	100%	23
WILLAMETTE VALLEY TOXICOLOGY LLC		21	2	9%	23
ERIC C MARSHAL MD, PC DBA MINUTECLINIC		21	1	5%	22
GLEN COVE HOSPITAL		22			22
TEN HEALTHCARE		6	16	73%	22
FLORIDA PEDIATRICS		6	16	73%	22
CARESPOT		2	20	91%	22
CHARLOTTE CHD PORT CHARLOTTE		18	4	18%	22
ROCKLEDEGE REGIONAL MEDICAL CENTER		17	5	23%	22
FLORENCE J HUNT STUDENT WELLNESS CENTER - HEALTH SERVICES (ABBOTT)		22			22
MARATHON HEALTH FOR LIFE		19	3	14%	22
SEAGRASS VILLAGE			22	100%	22
HARBOUR ISLAND PEDIATRICS		13	9	41%	22
BAYLOR GENETICS		10	12	55%	22
MULBERRY CARE CENTER		16	6	27%	22
DIACARTA INC.		22			22
South Heritage Health and Rehab		22			22
PULSE MEDICAL GROUP INC			22	100%	22
SUMMERGATE PHARMACY		20	2	9%	22
GILCHRIST COUNTY JAIL		20	2	9%	22
HUNT CLUB MEDICAL		15	7	32%	22
ELAN SPANISH SPRINGS		4	18	82%	22
FORT PIERCE FAMILY CARE INC		16	6	27%	22
SOLE HEALTH LLC		22			22
MINUTECLINIC, LLC, DBA MINUTECLINIC #5		19	3	14%	22
NORTHWEST FLORIDA COMMUNITY HOSPITAL 3RD FLOOR		20	2	9%	22
Grand Villa of Deerfield Beach		20	2	9%	22

# COVID-19: testing by laboratory

Data through Mar 21, 2021 verified as of Mar 22, 2021 at 09:25 AM

Data in this report are provisional and subject to change.

The numbers in the table below represent the number of Florida and non-Florida residents for whom test results were received by the Department of Health. A person can be tested by more than one laboratory and can have both positive and negative results. **Therefore, the sum of the numbers in each column will be larger than the total number of people tested.**

Reporting lab	Inconclusive	Negative	Positive	Percent positive	Total
OLIVE BRANCH HEALTH AND REHABILITATION CENTER			22	100%	22
STEWART MEDICAL GROUP INC			22	100%	22
ST VINCENT'S EAST		20	2	9%	22
EBEIDS MD PEDIATRICS		19	3	14%	22
FLORIDA MEDICAL CLINIC - MULTI SPECIALTY CAMPUS		7	15	68%	22
MORNINGSIDE MANOR & VILLA ADULT CARE C		22			22
KELLY'S ASSISTED LIVING FACILITY		22			22
DALE MEDICAL CENTER		17	5	23%	22
FAMILY AND AFTER HOURS CARE		22			22
GRAND VILLA OF ENGLEWOOD		17	5	23%	22
ORLANDO FAMILY MEDICINE		8	14	64%	22
Wesley Place on Honeysuckle		20	2	9%	22
PHYSICIANS CARE		19	3	14%	22
GRAND VILLA OF PINELLAS PARK		20	2	9%	22
FORT SANDERS REGIONAL LABORATORY		22			22
FLORIDA HOSPITAL LABS		12	10	45%	22
JUST FOR KIDS PEDIATRICS		5	17	77%	22
JUPITER MEDICAL CENTER			22	100%	22
APOLLO SURGERY CENTER		20	2	9%	22
ADVANCED URGENT CARE CENTER		7	15	68%	22
TOTTENVILLE CIRCLE URGENT CARE		22			22
COMMUNITY HEALTH CENTERS OF PINELLAS, INC			22	100%	22
MOBILE DIVISION LABORATORY		7	15	68%	22
HOWARD BEACH URGENT CARE		21			21
UPMC CHAUTAUQUA AT WCA LABORATORY		20	1	5%	21
GERALD J KIVETT MD		19	2	10%	21
UTAH DEPARTMENT OF HEALTH			21	100%	21
ADIRONDACK MEDICAL CENTER		21			21
EXPRESS CARE OF TAMPA BAY LLC		2	19	90%	21
INTERNATIONAL MEDICAL LABORATORY INC		21			21
NEW YORK PRESBYTERIAN - ALLEN HOSPITAL		21			21
ST JUDE CHILDRENS RESEARCH HOSPITAL		21			21
URGENT CARE USA LLC		1	20	95%	21
ADEPT INPATIENT MEDICAL SERVICES PC		21			21
PALM BAY FAMILY PRACTICE		4	17	81%	21
MEDI STATION			21	100%	21
COASTAL FAMILY PRACTICE		13	8	38%	21
UAH STUDENT HEALTH CENTER		14	7	33%	21
NEW YORK METHODIST HOSPITAL		17	4	19%	21
JEFFERSON K-12, A SOMERSET SCHOOL- CLINIC		17	4	19%	21
CL BRUMBACK PRIMARY CARE CLINIC LANTANA		2	19	90%	21
ARDEN COURTS OF WINTER SPRINGS		18	3	14%	21
METROPOLITAN CHARITIES INC		19	2	10%	21
PRIMECARE OF DOTHAN-DALEVILLE CLINIC		16	5	24%	21
CLINICAL PATHOLOGY LABORATORIES SOUTHEAST			21	100%	21
MORRIS PARK URGENT CARE		18	3	14%	21

# COVID-19: testing by laboratory

Data through Mar 21, 2021 verified as of Mar 22, 2021 at 09:25 AM

Data in this report are provisional and subject to change.

The numbers in the table below represent the number of Florida and non-Florida residents for whom test results were received by the Department of Health. A person can be tested by more than one laboratory and can have both positive and negative results. **Therefore, the sum of the numbers in each column will be larger than the total number of people tested.**

Reporting lab	Inconclusive	Negative	Positive	Percent positive	Total
MINUTECLINIC DIAGNOSTIC OF TN PC #378		20	1	5%	21
FLUSHING HOSPITAL MEDICAL CENTER		17	4	19%	21
ROCKLEDGE FAMILY HEALTH			21	100%	21
CONNECTDX		6	15	71%	21
MINUTECLINIC, LLC, DBA MINUTECLINIC #2544		20	1	5%	21
PONCE PLAZA NURSING & REHAB CENTER		4	16	80%	20
GOOD SAMARITAN SOCIETY OF DAYTONA		16	4	20%	20
Sovereign Laboratory Services, LLC		17	3	15%	20
BAY PEDIATRICS PA		18	2	10%	20
LAKE WORTH MANOR		19	1	5%	20
SOUTH CAROLINA DEPARTMENT OF HEALTH			20	100%	20
ESTATES MEDICAL CENTER		12	8	40%	20
GUARDANT HEALTH		14	6	30%	20
SMH PHYSICIAN SERVICES INC		19	1	5%	20
CVS NC3516POCT WINSTON SALEM		18	2	10%	20
BAYFRONT HMA CONVENIENT CARE, LLC		2	18	90%	20
CONSOLIDATED LAB SERVICES		10	10	50%	20
HENDRY REGIONAL CORPORATE HEALTH			20	100%	20
TGH MEDICAL GROUP LABORATORY CARROLLWOOD			20	100%	20
CHILDRENS CLINIC			20	100%	20
TENNESSEE DEPARTMENT OF HEALTH		15	5	25%	20
PROFESSIONAL PARK PEDIATRICS PA			20	100%	20
MARQUES PEDIATRICS			20	100%	20
COLUMBIA MEMORIAL HOSPITAL		20			20
MINUTECLINIC DIAGNOSTIC OF ILLINOIS L		15	5	25%	20
HOPE HEALTHCARE		20			20
ST VINCENTS AMBULATORY CARE INC DBA		17	3	15%	20
CARESPOT OF NOCATEE		1	19	95%	20
DEPT OF VA MEDICAL CENTER - BAY PINES			20	100%	20
OHIO CVS STORES, LLC DBA		18	2	10%	20
HEALTHY MINORS, LLC.		20			20
WINTER PARK FAMILY PRACTICE LLC		17	3	15%	20
MINUTECLINIC DIAGNOSTICS MEDICAL GROUP		19	1	5%	20
A LILIKO'I PHARMACY LLC		19	1	5%	20
ST ELIZABETH MEDICAL CENTER LABORATORY		18	2	10%	20
MIDNIGHT MEDICINE			20	100%	20
SONATA BOYNTON BEACH		18	2	10%	20
PEDIATRIC ASSOCIATES PA		17	3	15%	20
POINT OF CARE CLINICS PRIMARY CARE		20			20
BEST MEDICAL CENTER		11	9	45%	20
REDITUS LABORATORIES			20	100%	20
MINUTECLINIC DIAGNOSTIC OF TN PC #320		12	8	40%	20
SOUTH NASSAU COMMUNITIES HOSPITAL		16	4	20%	20
ODYSSEY HEALTHCARE OF MARION COUNTY, LLC		19	1	5%	20
MINUTECLINIC DIAGNOSTIC OF NORTH		18	2	10%	20
BETHESDA HEALTH PHYSICIAN GROUP INC			20	100%	20

# COVID-19: testing by laboratory

Data through Mar 21, 2021 verified as of Mar 22, 2021 at 09:25 AM

Data in this report are provisional and subject to change.

The numbers in the table below represent the number of Florida and non-Florida residents for whom test results were received by the Department of Health. A person can be tested by more than one laboratory and can have both positive and negative results. **Therefore, the sum of the numbers in each column will be larger than the total number of people tested.**

Reporting lab	Inconclusive	Negative	Positive	Percent positive	Total
VIERA FAMILY MEDICINE AND WELLNESS		16	4	20%	20
MEDICAL EXPRESS CORP		18	2	10%	20
LAKE HOWARD HEIGHTS	1	17	2	10%	20
BROOKDALE MANDARIN CENTRAL		7	13	65%	20
WINSHIPS PHARMACY INC		20			20
SEVEN RIVERS REGIONAL MEDICAL CENTER		5	14	74%	19
OCEAN REEF MEDICAL CENTER, LLC			19	100%	19
GRACE WELLNESS CENTER		8	11	58%	19
FLORIDA COMMUNITY HEALTH CENTER OF ST. LUCIE		1	18	95%	19
LAB INTERMARKET FACILITY LAB		1	18	95%	19
KINDRED HOSPITAL OCALA		16	3	16%	19
CARE POINT HEALTH & WELLNESS CENTER		19			19
INTEGRATED REGIONAL LABORATORIES - LARGO			19	100%	19
JACKSON NORTH MEDICAL CENTER		2	17	89%	19
SOMA MEDICAL CENTER # 4		2	17	89%	19
ST VINCENT'S URGENT CARE		16	3	16%	19
MINUTECLINIC DIAGNOSTIC OF NORTH CAROLINA PC		16	3	16%	19
ESOTERIX GENETIC LABORATORIES		16	3	16%	19
ASURANCE SCIENTIFIC LABORATORIES		19			19
FLORIDA HOSPITAL WINTER GARDEN		15	4	21%	19
MULBERRY'S MOBILE PROVIDER SERVICES LLC		5	14	74%	19
CLERMONT ADVENTHEALTH CENTRA CARE		1	18	95%	19
ANYLABTESTNOW		6	13	68%	19
SIMEDHEALTH LLC		13	6	32%	19
MCWHORTER SCHOOL OF PHARMACY		19			19
OCEANSIDE URGENT CARE		19			19
FOX FAMILY PRACTICE		19			19
ALL PEDIATRIC CARE			19	100%	19
NANO HEALTH ASSOCIATES LLC		19			19
MICHELLE S PAGE MD PA		18	1	5%	19
Citymd Of Lacey		16	3	16%	19
WELLMED AT LAKE COPELAND		13	6	32%	19
REGENCY SQUARE MALL - SEARS		3	16	84%	19
GRAND VILLA OF ORMOND BEACH		16	3	16%	19
EDWARD S BENNETT MD PLLC		19			19
STONE WASH CLINICAL LABORATORIES		2	17	89%	19
MONROE COUNTY DETENTION CENTER			19	100%	19
BAYFRONT FAMILY HEALTH CENTER			19	100%	19
STATCARE URGENT AND WALK-IN MEDICAL CA		17	2	11%	19
Gulfport Rehabilitation Center		16	3	16%	19
GENTIVA HEALTH SERVICES		17	2	11%	19
LOVING CARE OF THE TREASURE COAST LLC	1	13	5	26%	19
CAREATC INC BRANDON	1	17	1	5%	19
HARLEM HOSPITAL CENTER		18	1	5%	19
BAPTIST MEMORIAL HEALTH CARE		17	2	11%	19
EMERALD COAST HOSPICE - CRESTVIEW		19			19

# COVID-19: testing by laboratory

Data through Mar 21, 2021 verified as of Mar 22, 2021 at 09:25 AM

Data in this report are provisional and subject to change.

The numbers in the table below represent the number of Florida and non-Florida residents for whom test results were received by the Department of Health. A person can be tested by more than one laboratory and can have both positive and negative results. **Therefore, the sum of the numbers in each column will be larger than the total number of people tested.**

Reporting lab	Inconclusive	Negative	Positive	Percent positive	Total
ROYAL PALM MEDICAL GROUP, INC		19			19
CENTRAL FLORIDA PEDIATRIC URGENT CARE LLC		17	2	11%	19
ROSS MEDICAL GROUP			19	100%	19
BAYVIEW MEDICAL		19			19
BAYCARE MEDICAL GROUP INC			19	100%	19
TEXAS DEPARTMENT OF STATE HEALTH SERVICES		3	16	84%	19
COMMUNITY HOME HEALTH CARE		19			19
BARTON FAMILY PRACTICE		8	11	58%	19
AUBURN COMMUNITY HOSPITAL		17	2	11%	19
MED HEALTH SERVICES		18	1	5%	19
BRIDGEWAY HEALTH CLINICS INC			19	100%	19
DOCTORS MEDICAL CENTER OF WALTON COUNTY CLINIC			19	100%	19
MINUTECLINIC DIAGNOSTIC PA		17	2	11%	19
SHELBY BAPTIST MEDICAL CENTER		14	5	26%	19
NO NAME		8	11	58%	19
CARENOW URGENT CARE-BRENTWOOD		13	6	32%	19
WALGREEN EASTERN CO, INC		18			18
TENDER CARE ALF		18			18
CABOT RESERVE ON THE GREEN		18			18
ST. JUDES LABORATORIES		12	6	33%	18
UM MILLER SCHOOL OF MEDICINE			18	100%	18
ARTHREX MEDICAL CENTER EAST		14	4	22%	18
FAMILY CARE CYPRESS CREEK		1	17	94%	18
MEDEMERGE		17	1	6%	18
TRINITY MEDICAL ASSOCIATES LLC			18	100%	18
GENERAL INTERNAL MEDICINE MEDICAL CTR CLINIC		13	5	28%	18
PPD - IXLAYER		17	1	6%	18
BROWNE MEDICAL		16	2	11%	18
MINUTECLINIC #8699		14	4	22%	18
ST CATHERINE OF SIENA HOSPITAL		16	2	11%	18
MARION COUNTY HEALTH DEPARTMENT		17	1	6%	18
TOTAL RENAL LABORATORIES INC		13	5	28%	18
ADVENT HEALTH - KISSIMMEE		6	12	67%	18
URGENT TEAM		15	3	17%	18
TPCA CLINICAL LABORATORIES		15	3	17%	18
HELIX DIAGNOSTICS			18	100%	18
PALM BEACH GARDENS MEDICAL CENTER			18	100%	18
49D2045214PHYSICIAN OFFICE WAIVER MEDEXPRESS URGENT CARE - HARRISONBU		9	9	50%	18
STATEN ISLAND UNIVERSITY HOSPITAL		17	1	6%	18
ASCENSION ST VINCENT'S PRIMARY CARE		1	17	94%	18
ACCESS HEALTH CARE PHYSICIANS LLC		6	12	67%	18
MINUTECLINIC DIAGNOSTIC OF RHODE ISLAND, LLC #590		17	1	6%	18
OSCEOLA ALF OPERATOR, LLC DBA□		18			18
1 TOUCH TOTALCARE SOLUTIONS		17	1	6%	18
BAY COUNTY HEALTH DEPARTMENT		14	4	22%	18
BAYFRONT MEDICAL			18	100%	18

# COVID-19: testing by laboratory

Data through Mar 21, 2021 verified as of Mar 22, 2021 at 09:25 AM

Data in this report are provisional and subject to change.

The numbers in the table below represent the number of Florida and non-Florida residents for whom test results were received by the Department of Health. A person can be tested by more than one laboratory and can have both positive and negative results. **Therefore, the sum of the numbers in each column will be larger than the total number of people tested.**

Reporting lab	Inconclusive	Negative	Positive	Percent positive	Total
AURORA DIAGNOSTICS		6	12	67%	18
ENCOMPASS HOME HEALTH OF THE SOUTHEAST LLC		18			18
Z UROLOGY		18			18
THE VILLAGES HEALTH		12	6	33%	18
CAREHERE- LCS LEESBURG			18	100%	18
BAPTIST MEDICAL GRP URGENT CARE & OCC HEALTH AIRPO		18			18
BIG BEND HOSPICE INC		18			18
MADISON CORE LABORATORIES		17	1	6%	18
COMMONWEALTH OF MASSACHUSETTS			18	100%	18
ENCOMPASS HEALTH REHABILITATION HOSPITAL OF SARASOTA		18			18
DIXIE COUNTY HEALTH DEPARTMENT		11	7	39%	18
COLLEGE POINT URGENT CARE		15	3	17%	18
BASSETTI & ASSOCIATES, MD, PA			18	100%	18
EAST RIDGE RETIREMENT VILLAGE		18			18
XPRESS WELLNESS URGENT CARE			18	100%	18
MOORINGS PARK OAKSTONE AT GREY OAKS		17	1	6%	18
GLEN OAKS URGENT CARE		17	1	6%	18
IONA COLLEGE HEALTH & WELLNESS CENTER		18			18
ADVANCED HEALTHCARE ASSOCIATES		16	2	11%	18
CRANES VIEW LODGE			18	100%	18
SOUTH FLORIDA BAPTIST HOSPITAL			18	100%	18
MINUTECLINIC DIAGNOSTIC OF MICHIGAN PC		17	1	6%	18
BOZEMAN HEALTH DEACONESS HOSPITAL		13	5	28%	18
HARTFORD HOSPITAL ANCILLARY LAB		17	1	6%	18
REGENEXX TAMPA BAY		14	3	18%	17
MEDEXPRESS URGENT CARE, MOON TOWNSHIP		16	1	6%	17
WACO HHSSURGEWACO	1	14	2	12%	17
PRATTVILLE BAPTIST HOSPITAL		13	4	24%	17
MAITLAND PRIMARY CARE		9	8	47%	17
UNIVERSITY LAB			17	100%	17
CVS NC7588POCT ASHEVILLE		14	3	18%	17
VALLEY IMMEDIATE CARE		15	2	12%	17
WELLINGTON FAMILY PRACTICE		13	4	24%	17
FORT WALTON BEACH DEVELOPMENTAL CENTER		16	1	6%	17
MEDEXPRESS URGENT CARE - TIMBERLAKE		15	2	12%	17
RESOLVE MOLECULAR DIAGNOSTICS		13	4	24%	17
DIEGO FALLON MD PA		6	11	65%	17
GRAND VILLA OF BOYNTON BEACH		16	1	6%	17
LAKELAND HILLS CENTER		10	7	41%	17
ALBIBI		1	16	94%	17
BROOKDALE ST AUGUSTINE			17	100%	17
MARCO DRUGS AND COMPOUNDING		13	4	24%	17
GENETIC TECHNOLOGICAL INNOVATIONS			17	100%	17
BROOKDALE CROWN POINT			17	100%	17
FORT HAMILTON URGENT CARE		17			17
Floral Health and Rehabilitation, LLC		16	1	6%	17

# COVID-19: testing by laboratory

Data through Mar 21, 2021 verified as of Mar 22, 2021 at 09:25 AM

Data in this report are provisional and subject to change.

The numbers in the table below represent the number of Florida and non-Florida residents for whom test results were received by the Department of Health. A person can be tested by more than one laboratory and can have both positive and negative results. **Therefore, the sum of the numbers in each column will be larger than the total number of people tested.**

Reporting lab	Inconclusive	Negative	Positive	Percent positive	Total
CARE NOW, INC		13	4	24%	17
MI CASA DORADA ASSISTED LIVING FACILIT		17			17
UVMC MICROBIOLOGY		16	1	6%	17
UNIVERSITY OF ALABAMA - FUNGAL REFERENCE LABORATORY		12	5	29%	17
REOPEN DIAGNOSTICS			17	100%	17
PARRISH HEALTH CENTER		14	3	18%	17
MINUTECLINIC DIAGNOSTIC OF LOUISIANA,		16	1	6%	17
YUSRA MEDICAL ASSOCIATES PA		14	3	18%	17
PRIMARY CARE MEDICINE	1	13	3	18%	17
MINUTECLINIC MINUTECLINIC #8746		16	1	6%	17
CARESPOT EXPRESS HEALTHCARE			17	100%	17
URGENT CARE AT LONGWOOD			17	100%	17
URGENT CARE WEST CLINIC		14	3	18%	17
COAST MED URGENT CARE		16	1	6%	17
PRIMARY CARE WALK IN CLINIC PLLC			17	100%	17
MINUTECLINIC DIAGNOSTIC OF TN PC #6435		15	2	12%	17
HEALTHCARE NOW			17	100%	17
ROBERT WOOD JOHNSON UNIVERSITY HOSP		15	2	12%	17
WALGREEN		9	8	47%	17
MASSACHUSETTS GENERAL HOSPITAL		1	16	94%	17
MD PLUS URGENT CARE, LLC			17	100%	17
HOUSE CALLS PROFESSIONAL LLC		14	3	18%	17
BAY BREEZE HEALTH AND REHABILITATION CENTER		9	8	47%	17
RAYMOND BASRI MD		17			17
ST JOSEPH HOSPITAL		16	1	6%	17
JESSIE TRICE COMMUNITY HEALTH SYSTEM, INC		1	16	94%	17
STAT MEDICAL CLINIC III INC		11	6	35%	17
ELTINGVILLE CIRCLE URGENT CARE		16	1	6%	17
INN AT LAKE SEMINOLE SQUARE, THE		17			17
THE CANOPY AT HARPER LAKE	1		16	94%	17
Grand Villa of Dunedin		10	6	38%	16
MINUTECLINIC DIAGNOSTIC OF TN PC #6363		13	3	19%	16
MILLENNIUM PHYSICIAN GRP LLC NAPLES PINE RIDGE			16	100%	16
PRIMARY CARE SPECIALISTS OF ORLANDO LLC		12	4	25%	16
PRO HEALTH FAMILY PHYSICIANS, NYSTROM		16			16
BVL PEDIATRICS		14	2	13%	16
MEDICINE AT LONGWOOD		16			16
MC DIAGNOSTIC OF CONNECTICUT, PC #775		15	1	6%	16
ORANGE REGIONAL MEDICAL CENTER LABORATORY		13	3	19%	16
SRMC AVALON		9	7	44%	16
FAST TRACK URGENT CARE CENTER - TYRONE			16	100%	16
CVS NC7047POCT DURHAM		16			16
COMMUNITY HEALTH OF SOUTH FLORIDA INC			16	100%	16
OPTIMAL CARE PEDIATRICS		2	14	88%	16
HODGES CLUSTER		2	14	88%	16
ASHRAF MEDICAL GROUP PLLC DBA PULSE M		15	1	6%	16

# COVID-19: testing by laboratory

Data through Mar 21, 2021 verified as of Mar 22, 2021 at 09:25 AM

Data in this report are provisional and subject to change.

The numbers in the table below represent the number of Florida and non-Florida residents for whom test results were received by the Department of Health. A person can be tested by more than one laboratory and can have both positive and negative results. **Therefore, the sum of the numbers in each column will be larger than the total number of people tested.**

Reporting lab	Inconclusive	Negative	Positive	Percent positive	Total
MORTON PLANT NORTH BAY HOSPITAL			16	100%	16
LAKEWOOD RANCH MEDICAL CENTER CLINICAL LAB			16	100%	16
LYNN KEEFE, MD PEDIATRICS		13	3	19%	16
CRUCIAL CARE		10	6	38%	16
MED LABS DIAGNOSTICS		10	6	38%	16
MORTON PLANT MEASE			16	100%	16
XERA MED RESEARCH			16	100%	16
MEDEXPRESS URGENT CARE LEWISBURG		15	1	6%	16
OKEECHOBEE HEALTHCARE FACILITY			16	100%	16
ABC PEDIATRICS OF PORT ST LUCIE		14	2	13%	16
CLEVELAND CLINIC			16	100%	16
JOSEPH MIGNOGNA		13	3	19%	16
PEACHTREE IMMEDIATE CARE			16	100%	16
1ST PRIORITY LAB SERVICES		15	1	6%	16
CVS MINUTE CLINIC DIAGNOSTIC OF TEXAS LLC		12	4	25%	16
MEDEXPRESS URGENT CARE - ROBINSON TWP, STEUBENVILLE PIKE		14	2	13%	16
UNIVERSITY OF MIAMI MILLER SCHOOL			16	100%	16
TREASURE ISLE LLC		16			16
NORTHWEST FLORIDA SLEEP		1	15	94%	16
STARLING AT NOCATEE			16	100%	16
INTERNAL MEDICINE ASSOCIATES & SPECIALTIES INC		15	1	6%	16
ALL FLORIDA FAMILY & SPORTS MEDICINE		15	1	6%	16
PANAMA CITY VITAS HOSPICE		16			16
MIAMI BEACH MEDICAL GROUP			16	100%	16
CLEVELAND CLINIC FLORIDA		1	15	94%	16
BONIFAY NURSING AND REHABILITATION CENTER			16	100%	16
NORTHWEST FLORIDA ENT, PA		5	11	69%	16
HUDSON VALLEY HOSPITAL CENTER LABORATORY		15	1	6%	16
CALLAWAY CLINIC		11	5	31%	16
HEALTH CENTRAL HOSPITAL			16	100%	16
MIRIMUS INC		1	15	94%	16
Lab MSMC Hialeah			16	100%	16
PROMEDICA LABORATORIES		11	5	31%	16
EAR NOSE & THROAT ASSOCIATES OF MANATEE PA		16			16
URGENT CARE CLINIC OF LINCOLN		14	2	13%	16
AURORA UNIVERSITY WELLNESS CENTER		16			16
ADVENT HEALTH - ZEPHYRHILLS			16	100%	16
SOMA MEDICAL CENTER PA			16	100%	16
ST AUGUSTINE PLANTATION		1	15	94%	16
NOVANT HEALTH GOHEALTH URGENT CARE-HARRISBURG		8	8	50%	16
FRUITVILLE URGENT CARE			16	100%	16
JS HEALTHCARE INC		16			16
HUNTINGTON URGENT CARE		14	1	7%	15
TELEVISIT MALABAR PEDIATRICS		5	10	67%	15
MEADOWCREST MOLECULAR DIAGNOSTICS, LLC			15	100%	15
BESSENT ROAD GROUP HOME		15			15



# COVID-19: testing by laboratory

Data through Mar 21, 2021 verified as of Mar 22, 2021 at 09:25 AM

Data in this report are provisional and subject to change.

The numbers in the table below represent the number of Florida and non-Florida residents for whom test results were received by the Department of Health. A person can be tested by more than one laboratory and can have both positive and negative results. **Therefore, the sum of the numbers in each column will be larger than the total number of people tested.**

Reporting lab	Inconclusive	Negative	Positive	Percent positive	Total
FAMILY CARE CENTER OF ARLINGTON		10	5	33%	15
RICH STREET GROUP HOME		8	7	47%	15
FLORIDA MEDICAL CL ODOM TPA		5	10	67%	15
TMH FSU RAPID LABORATORY		2	13	87%	15
HEALTH MED HOME CARE, LLC		15			15
ADVENT HEALTH - WINTER HAVEN		8	7	47%	15
INTERMOUNTAIN CENTRAL LAB		1	14	93%	15
AJU GEORGE MD PA			15	100%	15
ST ANTHONY'S HOSP PATIENT CARE SERVICE			15	100%	15
BAYCARE MEDICAL GROUP INC			15	100%	15
ADVENTHEALTH MEDICAL GROUP PEDIATRICS AT		4	11	73%	15
MINUTECLINIC DIAGNOSTIC OF TN PC #566		13	2	13%	15
LPG PRIMARY CARE AT BONITA BAY LIFESTYLE CENTER		14	1	7%	15
OAKMONTE VILLAGE OF DAVIE			15	100%	15
TNC WALK IN CLINIC		10	5	33%	15
ESTATES MEDICAL CENTER INC		4	11	73%	15
CLINIC OF PEDIATRICS & GI MEDICINE INC		1	14	93%	15
EASTLAKE PEDIATRICS - TRINITY		15			15
UNAVAILABLE/UNKNOWN/NO INFORMATION FOUND			15	100%	15
OPTIONS FOR SENIORS INC DBA PALM KREST MANOR		12	3	20%	15
LEE COMMUNITY HEALTHCARE INC NORTH FORT MYERS		15			15
Astoria Health and Rehab		15			15
BRYAN WHITFIELD MEMORIAL HOSPITAL		10	5	33%	15
MONTEFIORE ST LUKE'S CORNWALL HOSPITAL		11	4	27%	15
BAPTIST MEDICAL CENTER EAST		11	4	27%	15
ORLANDO HEALTH		2	13	87%	15
FLORIDA MEDICAL CLINIC IM MLK		10	5	33%	15
DIATHERIX		13	2	13%	15
FAMILY CARE			15	100%	15
NOVALIFE MEDSPA			15	100%	15
ADVENT HEALTH - FOUR CORNERS ER		10	5	33%	15
SINAI HOSPITAL OF BALTIMORE		15			15
CUSTEAD CARE CENTER HAVEN HOSPICE		12	3	20%	15
MEDLAB ASSOCIATES LLC		15			15
HOLLEY-NAVARRE MEDICAL CLINIC		5	10	67%	15
WALK IN URGENT CARE			15	100%	15
MILTON 4707		15			15
FLORIDA DEPARTMENT OF HEALTH IN HILLSBOROUGH COUNTY		1	14	93%	15
BAPTIST PEDIATRICS		12	3	20%	15
GRAND VILLA OF LARGO		13	2	13%	15
UNIVERSITY HOSPITAL UC HEALTH		11	4	27%	15
PATHLINE			15	100%	15
KETAMINE HEALTH CENTERS AT BONITA SPRINGS, LLC		15			15
CVA MINUTE CLINIC DIAGNOSTIC OF VIRGINIA, LLC		15			15
ENCOMPASS HEALTH REHABILITATION HOSPITAL OF PANAMA CITY		10	5	33%	15
BLOUNT MEMORIAL HOSPITAL		13	2	13%	15

# COVID-19: testing by laboratory

Data through Mar 21, 2021 verified as of Mar 22, 2021 at 09:25 AM

Data in this report are provisional and subject to change.

The numbers in the table below represent the number of Florida and non-Florida residents for whom test results were received by the Department of Health. A person can be tested by more than one laboratory and can have both positive and negative results. **Therefore, the sum of the numbers in each column will be larger than the total number of people tested.**

Reporting lab	Inconclusive	Negative	Positive	Percent positive	Total
WALGREENS #04618		14	1	7%	15
SURGERY CENTER OF CORAL GABLES LLC,THE		11	3	21%	14
MINUTECLINIC DIAGNOSTIC OF TEXAS LLC		12	2	14%	14
FAMILY MEDICINE OF WESTON LLC		6	8	57%	14
CVS MINUTE CLINIC DIAGNOSTIC OF WISCONSIN		14			14
BLUE SPRINGS SURGERY CENTER		14			14
OPIS ISLAND LAKE CENTER		13	1	7%	14
FG RAPID RESULTS LLC		8	6	43%	14
EPIPHANY HEALTH		8	6	43%	14
NORTHWESTERN MEMORIAL HOSPITAL			14	100%	14
CVS NV3210POCT LAS VEGAS		14			14
COMPREHENSIVE CHILDCARE ASSOCIATES		8	6	43%	14
CARENOW URGENT CARE-WEST END		9	5	36%	14
Terrace of Jacksonville			14	100%	14
SOUTHEASTERN LABORATORY			14	100%	14
POLK CHD BARTOW		13	1	7%	14
ALASKA PUBLIC HEALTH LAB		1	13	93%	14
ADVENTHEALTH MEDICAL GROUP		10	4	29%	14
TLC FAMILY CARE HOME INC		14			14
MINUTE-CLINIC DIAGNOSTIC OF VIRGINIA		12	2	14%	14
MADISON COUNTY HEALTH DEPARTMENT		7	7	50%	14
MELBOURNE FAMILY PRACTICE		12	2	14%	14
UC HEALTH UNIVERSITY HOSPITAL		11	3	21%	14
CVS TN5639POCT FARRAGUT		11	3	21%	14
MINUTECLINIC, LLC #1586		11	3	21%	14
SIGMUND LABS LLC		14			14
TALLAHASSEE PRIMARY CARE ASSOCIATES PA		12	2	14%	14
BOCA SIMON		2	12	86%	14
MC DIAGNOSTIC OF CONNECTICUT, PC #1960		14			14
RIVERSIDE COTTAGES AT THE SHORES, LLC			14	100%	14
DAVITA DIALYSIS		4	10	71%	14
HEALTHFIRST ADVENT HEALTH CENTRA CARE COCOA BEACH			14	100%	14
ALPHA PHARMACY		11	3	21%	14
PARROTT MEDICAL CLINIC			14	100%	14
INDIANA STATE DEPARTMENT OF HEALTH		1	13	93%	14
CITY OF NAPLES FIRE RESCUE		12	2	14%	14
PT&J REHAB - VILLAGE OF ROYAL PALM BEACH		12	2	14%	14
The Evangelical Lutheran Good Samaritan Society		14			14
KISSIMMEE VA OUTPATIENT CLINIC		14			14
ALAN L MELOTEK MD		14			14
TREASURE COAST URGENT CARE			14	100%	14
LONG ISLAND JEWISH VALLEY STREAM		13	1	7%	14
ST CLOUD MEDICAL GROUP		12	2	14%	14
CANCER RESEARCH LAB, BOB JONES UNIVERSITY		14			14
SOMA MEDICAL CENTER, PA #4 FLORIDA MANGO			14	100%	14
MINUTE CLINIC		1	13	93%	14

# COVID-19: testing by laboratory

Data through Mar 21, 2021 verified as of Mar 22, 2021 at 09:25 AM

Data in this report are provisional and subject to change.

The numbers in the table below represent the number of Florida and non-Florida residents for whom test results were received by the Department of Health. A person can be tested by more than one laboratory and can have both positive and negative results. **Therefore, the sum of the numbers in each column will be larger than the total number of people tested.**

Reporting lab	Inconclusive	Negative	Positive	Percent positive	Total
SARNO FAMILY PRACTICE		1	13	93%	14
DESOTO HEALTH AND REHAB LLC		9	5	36%	14
SOUTHEASTERN UNIVERSITY INC		14			14
STEWART MELBOURNE HOSPITAL, INC	1		13	93%	14
GNT ASSOCIATES		13	1	7%	14
MIAMI BEACH MEDICAL GROUP LLC			14	100%	14
BERGEN NEW BRIDGE M		13	1	7%	14
SARASOTA - ROBERT L TAYLOR COMMUNITY CENTER		1	13	93%	14
MINUTECLINIC DIAGNOSTIC OF VIRGINIA, LLC #1416		13	1	7%	14
CVS NC4165POCT BREVARD		8	6	43%	14
EAR NOSE AND THROAT ASSOCIATES OF MANATEE, P.A.		10	3	23%	13
KIMBERLY J HENDERSON MD PC		12	1	8%	13
INNOVATIVE RESEARCH OF WEST FLORIDA		10	3	23%	13
UNDERGROUND FREE CLINIC		13			13
WORLD WRESTLING ENTERTAINMENT			13	100%	13
PROHEALTH CARE ASSOCIATES MOBILE		10	3	23%	13
CROSS CARE CENTER			13	100%	13
LIFE'S SPECIAL MOMENTS INC		13			13
NIGHT OWL PEDIATRICS URGENT CARE			13	100%	13
FIRST CHOICE PEDIATRICS WINTER SPRINGS		11	2	15%	13
MEDEXPRESS URGENT CARE- MARYLAND		12	1	8%	13
BAYA URGENT CARE LLC		1	12	92%	13
BROOKLYN HOSPITAL CENTER DOWNTOWN CAMPUS		13			13
BELLEVUE HOSPITAL CENTER DEPARTMENT		13			13
DEVEREUX FLORIDA CHILDRENS CENTER			13	100%	13
STATEN ISLAND UNIVERSITY HOSPITAL SEGUINE AVE		12	1	8%	13
GLENBROOKE AT PALM BAY			13	100%	13
RIVERSIDE MEDICAL GROUP		12	1	8%	13
BAPTIST PRIMARY CARE PONTE VEDRA		7	6	46%	13
ARNOT OGDEN MEDICAL CENTER LABORATORY		13			13
DYNAMIC DNA LAB		1	12	92%	13
LMH SKILLED NURSING UNIT		13			13
MINUTECLINIC, LLC, DBA MINUTECLINIC #6		13			13
MINUTE CLINIC DIAGNOSTIC OF SOUTH CAROLINA		10	3	23%	13
SOUTHEAST FAMILY HEALTHCARE CENTER			13	100%	13
CORNER OAK ESTATE LLC		13			13
CVS MINUTE CLINIC DIAGNOSTIC PA		10	3	23%	13
CAREATC			13	100%	13
MINUTECLINIC, LLC, #4160		9	4	31%	13
ESCAMBIA COMMUNITY CLINIC		2	11	85%	13
CVS MINUTE CLINIC DIAGNOSTIC MED GRP OF CA		13			13
LEE COMMUNITY HEALTHCARE INC CAPE CORAL		13			13
MINUTECLINIC DIAGNOSTIC OF RHODE ISLAND		10	3	23%	13
MED TECH SERVICES OF PALM BEACH INC		13			13
FAMILY PRACTICE ON THE GO		6	7	54%	13
VILLA OF KINGS AND QUEENS OF DELRAY		13			13

# COVID-19: testing by laboratory

Data through Mar 21, 2021 verified as of Mar 22, 2021 at 09:25 AM

Data in this report are provisional and subject to change.

The numbers in the table below represent the number of Florida and non-Florida residents for whom test results were received by the Department of Health. A person can be tested by more than one laboratory and can have both positive and negative results. **Therefore, the sum of the numbers in each column will be larger than the total number of people tested.**

Reporting lab	Inconclusive	Negative	Positive	Percent positive	Total
FLORIDA STATE HOSPITAL			13	100%	13
CITY OF CLEARWATER EMPLOYEE HEALTH CENTER		4	9	69%	13
MONTEFIORE MEDICAL CENTER LABORATORIES - WEILER		9	4	31%	13
PASSPORT HEALTH OF TAMPA BAY		13			13
ACCESS HOME HEALTH OF FLORIDA LLC		13			13
MINUTECLINIC DIAGNOSTIC OF TN, PC 6438		11	2	15%	13
ROCKLEDGE		3	10	77%	13
GADSDEN REGIONAL MEDICAL CENTER		13			13
USCG AIR STATION CLEARWATER CLINIC		12	1	8%	13
AVALON MEDICAL WALK IN CLINIC			13	100%	13
ADVENT HEALTH MEDICAL GROUP FAMILY AND INTERNAL MEDICINE AT AVALON PAR		12	1	8%	13
VRL EUROFINs - HAWAII		13			13
ORCHID COVE		3	10	77%	13
LUCID DIAGNOSTICS LABS			13	100%	13
LAKELAND REGIONAL HEALTH GRASSLANDS		12	1	8%	13
KIDSWOOD PEDIATRICS CORP		5	8	62%	13
NATIONAL GENETICS INST LABCORP		4	9	69%	13
CORAL LANDING ASSISTED LIVING		11	2	15%	13
CLINICAL LABORATORY SERVICES			13	100%	13
CVS MINUTE CLINIC DIAGNOSTIC OF TN #6044		11	2	15%	13
HORIZON MEDICAL GROUP		11	2	15%	13
OCCUPATIONAL HEALTH CENTERS OF THE SOUTHWEST PA		12	1	8%	13
PARKWEST MEDICAL CENTER		11	2	15%	13
SHELBY COUNTY HEALTH CARE CORPORATION		10	3	23%	13
MEDEXPRESS URGENT CARE - LAFAYETTE		12	1	8%	13
CVS HEALTH, #3396		13			13
EFFINGER HEALTH, PA		13			13
PREMIER LABORATORY SERVICES, LLC		5	8	62%	13
BROOKDALE DELAND			13	100%	13
Hackensack Umc Mountainside		12	1	8%	13
DHMD		13			13
NORTHERN WESTCHESTER HOSPITAL LABORATORY		11	2	15%	13
URGENT MEDICAL CENTER INC		5	8	62%	13
YORKVILLE PEDIATRIC URGENT CARE		13			13
MEDEXPRESS URGENT CARE - SEMINOLE SQUA		11	2	15%	13
MAINSTREET FAMILY SELECT		1	12	92%	13
HARBOR CHASE OF JACKSONVILLE			13	100%	13
IN-OFFICE LAB		12	1	8%	13
Sunnyside Care Center		13			13
PHELPS HOSPITAL LABORATORY		11	2	15%	13
FAST PACE MEDICAL CLINIC PLLC		11	2	15%	13
VALDOSTA FAMILY MEDICINE		1	12	92%	13
COVANCE CENTRAL LABORATORY			13	100%	13
PRIMECARE AT PORT ORANGE			12	100%	12
ORLANDO ORTHOPAEDIC OUTPATIENT SURGERY CENTER		8	4	33%	12
GLEN OAKS HEALTH AND REHABILITATION CENTER			12	100%	12

# COVID-19: testing by laboratory

Data through Mar 21, 2021 verified as of Mar 22, 2021 at 09:25 AM

Data in this report are provisional and subject to change.

The numbers in the table below represent the number of Florida and non-Florida residents for whom test results were received by the Department of Health. A person can be tested by more than one laboratory and can have both positive and negative results. **Therefore, the sum of the numbers in each column will be larger than the total number of people tested.**

Reporting lab	Inconclusive	Negative	Positive	Percent positive	Total
WELLMED AT PORT ST LUCIE WEST		8	4	33%	12
VERITAS RESEARCH CORP			12	100%	12
Lady Lake Specialty Care			12	100%	12
NAPLES GREEN VILLAGE		12			12
SUWANNEE COUNTY JAIL		11	1	8%	12
BROWARD DIALYSIS			12	100%	12
LPG PRIMARY CARE AT CAPE CORAL PARKWAY		11	1	8%	12
ADVENTHEALTH MEDICAL GROUP CARE CLINIC AT		8	4	33%	12
THE PLAZA AT PARKSQUARE		12			12
MI2297090CV HOLLAND-23D2189684		12			12
MEDEXPRESS URGENT CARE - CHRISTIANBURG		8	4	33%	12
ST PETER'S UNIVERSITY HOSPITAL		9	3	25%	12
VILLA HEALTH NH LLC		10	2	17%	12
MEDLABS DIAGNOSTICS		10	2	17%	12
TMH PHYSICIAN PARTNERS - MONTICELLO		10	2	17%	12
FAMILY MEDICINE AT HUNTERS CREEK		12			12
WOODLAND TOWERS		6	6	50%	12
IREPERTOIRE_MOL_LAB		12			12
LAB UNKNOWN		1	11	92%	12
FHCP-PORT ORANGE		3	9	75%	12
MIRACLE ALF INC		12			12
MERIDIAN AT WATERWAYS, THE		10	2	17%	12
GEORGE W FERGUSON MD-CONCIERGE MEDICAL SERVICES PL		11	1	8%	12
DEPARTMENT OF PUBLIC HEALTH		12			12
URGENT CARE OF NEW YORK		12			12
GULF COAST MEDICAL GROUP		5	7	58%	12
CVS NC2357POCT HUNTERSVILLE		10	2	17%	12
West Gate Village, LLC		12			12
SUMMIT ATLANTIC SURGERY CENTER		12			12
RED MOUNTAIN DIAGNOSTICS		12			12
CARROLL GARDENS URGENT CARE		12			12
MERCY MEDICAL CENTER		5	7	58%	12
LEHIGH VALLEY HOSPITAL		3	9	75%	12
SENIOR HOME CARE INC		12			12
DELIVER MY MEDS CORP		12			12
BROOKDALE CITRUS			12	100%	12
AVALON FAMILY RESORT ASSISTED LIVING LLC		12			12
ADVENTIST HEALTH SYSTEM		11	1	8%	12
SAMARITAN MEDICAL CENTER		12			12
MINUTECLINIC DIAGNOSTIC OF TN, PC 4992		12			12
FAMILY MEDICINE AT LONGWOOD			12	100%	12
METHODIST MEDICAL CENTER		9	3	25%	12
COLLIER COUNTY HEALTH DEPT.		7	5	42%	12
CVS TX8321POCT MCKINNEY		12			12
FLORIDA DEPARTMENT OF HEALTH WASHINGTON COUNTY		7	5	42%	12
SEWALLS POINT PHARMACY INC		11	1	8%	12

# COVID-19: testing by laboratory

Data through Mar 21, 2021 verified as of Mar 22, 2021 at 09:25 AM

Data in this report are provisional and subject to change.

The numbers in the table below represent the number of Florida and non-Florida residents for whom test results were received by the Department of Health. A person can be tested by more than one laboratory and can have both positive and negative results. **Therefore, the sum of the numbers in each column will be larger than the total number of people tested.**

Reporting lab	Inconclusive	Negative	Positive	Percent positive	Total
CVS NC187POCT CHARLOTTE		11	1	8%	12
LIFE CARE OF PORT SAINT LUCIE		3	9	75%	12
MINUTE CLINIC LLC #5733		12			12
SEBRING PEDIATRICS LLC			12	100%	12
PANCARE HEALTH - WEWA ELEMENTARY			12	100%	12
MINUTE CLINIC DIAGNOSTIC OF TEXAS, LLC		12			12
MEDEXPRESS URGENT CARE - MONROE		12			12
ACADIAN DIAGNOSTIC LABORATORIES		8	4	33%	12
SOMA MEDICAL CENTER, P.A.			12	100%	12
CVS MINUTE CLINIC, LLC		10	2	17%	12
GRAND VILLA OF MELBOURNE		10	2	17%	12
VA MEDICAL CENTER			12	100%	12
CVS NY491POCT JACKSON HEIGHTS		12			12
RUSSELL MEDICAL CENTER		11	1	8%	12
GAMMA DIAGNOSTIC LAB LLC			12	100%	12
CARE FAST MURABELLA		7	5	42%	12
MONTEFIORE NYACK HOSPITAL AFFILIATED LABORATORY		11	1	8%	12
FLORIDA DEPT OF HEALTH		4	8	67%	12
MC DIAGNOSTIC OF CONNECTICUT PC #459		12			12
MEDEXPRESS URGENT CARE-ALTOONA		10	2	17%	12
CVS MINUTE CLINIC DIAGNOSTIC OF TEXAS, LLC		9	3	25%	12
BAPTIST HEALTH			12	100%	12
ORMOND MEDICAL ARTS		3	9	75%	12
OHIO STATE UNIVERSITY MEDICAL CENTER			12	100%	12
LEON CHD		12			12
AVENTURA HOSPITAL AND MEDICAL CENTER			12	100%	12
MC DIAGNOSTIC OF CONNECTICUT, PC # 257		11	1	8%	12
CULINARY INSTITUTE OF AMERICA STUDENT	3	9			12
HAVEN HOSPICE			12	100%	12
APPLE DIAGNOSTICS LAB		5	7	58%	12
MINUTECLINIC, LLC #1470		10	1	9%	11
MINUTECLINIC, LLC #244		10	1	9%	11
WELLMED AT SOUTH PARSONS		9	2	18%	11
MINUTECLINIC DIAGNOSTIC OF PA, LLC (1036)		9	2	18%	11
NORTH OKALOOSA PHYSICIAN GROUP		10	1	9%	11
VIRTUA WEST JERSEY HOSPITAL VOORHEES		9	2	18%	11
WATSON HEALTHCARE		8	3	27%	11
MINUTECLINIC LLC (1435)		10	1	9%	11
MAIMONIDES MEDICAL CENTER		8	3	27%	11
45TH 1		11			11
PRIMECARE ACQUISITION FAMILY PRACTICE INC		11			11
UMHC/SYLVESTER AT KENDALL		1	10	91%	11
St Joseph's Hospital & Medical Center		10	1	9%	11
ELITE HOME HEALTH SERVICES		11			11
MINUTECLINIC DIAGNOSTIC OF NORTH CAROLINA, PC		10	1	9%	11
CREATIVE TESTING SOLUTIONS		4	7	64%	11

# COVID-19: testing by laboratory

Data through Mar 21, 2021 verified as of Mar 22, 2021 at 09:25 AM

Data in this report are provisional and subject to change.

The numbers in the table below represent the number of Florida and non-Florida residents for whom test results were received by the Department of Health. A person can be tested by more than one laboratory and can have both positive and negative results. **Therefore, the sum of the numbers in each column will be larger than the total number of people tested.**

Reporting lab	Inconclusive	Negative	Positive	Percent positive	Total
APPALACHIAN REGIONAL HEALTHCARE SYSTEM		10	1	9%	11
MINUTECLINIC DIAGNOSTIC OF SC, LLC #2		10	1	9%	11
Rosewood Healthcare and Rehabilitation Center		5	6	55%	11
DMH STEINHATCHEE FAMILY MEDICINE		8	3	27%	11
MEDEXPRESS URGENT CARE - BENTON HARBOR		11			11
J AND J VISTAKON EMPLOYEE HEALTH CENTER		10	1	9%	11
UNIVERSITY CENTRA CARE		10	1	9%	11
MHHS All Lab Subsection		11			11
CLEVELAND TENNESSEE HOSPITAL COMPANY		10	1	9%	11
VITAS HEALTH INC		5	6	55%	11
SEMORAN FAMILY HEALTH LLC		10	1	9%	11
WINTER PARK CARE AND REHABILITATION			11	100%	11
ILLINOIS DEPT OF PUBLIC HEALTH LAB - SPRINGFIELD			11	100%	11
CVS CA9165POCT SAN DIEGO		11			11
TELEVISIT PALM BAY FAMILY PRACTICE		9	2	18%	11
PALM BEACH PATHOLOGY		9	2	18%	11
TROPICANA		5	6	55%	11
ORANGE PARK PEDIATRIC ASSOCIATES		1	10	91%	11
MINUTECLINIC DIAGNOSTIC OF TN PC #6415		10	1	9%	11
GENOPTIX MEDICAL LABORATORY		10	1	9%	11
PHYSICIANS REGIONAL MEDICAL CTR - COLLIER BLVD			11	100%	11
ASSOCIATES MD CYPRESS CREEK			11	100%	11
MINUTECLINIC, LLC #1492		11			11
LPG PRIMARY CARE AT MATTHEW DRIVE		11			11
CARINGTON MANOR		11			11
PRIME MEDICAL CARE, LLC		11			11
MOUNT DORA PEDIATRICS		9	2	18%	11
CONSULATE HEALTH CARE OF PENSACOLA			11	100%	11
CARLOS PORTU MD, PLLC			11	100%	11
MINUTECLINIC DIAGNOSTIC OF ILLINOIS LL		9	2	18%	11
ATMORE NURSING CENTER		10	1	9%	11
MINUTECLINIC, LLC #4507		10	1	9%	11
KINGS BAY PEDIATRICS LLC		7	4	36%	11
THE TERRACE OF SAINT CLOUD		9	2	18%	11
NIGHT LITE PEDIATRICS CENTER, LLC		1	10	91%	11
GRAND VILLA OF DELRAY EAST		11			11
MINUTECLINIC INCORPORATE, LLC		9	2	18%	11
AZALEA HEALTH		2	9	82%	11
ALCOVE ASSISTED LIVING FACILITY		11			11
AIM LABORATORIES			11	100%	11
GUIDEWELL EMERGENCY MEDICINE DOCTORS LLC #33		6	5	45%	11
MEDICAL CENTER AFFILIATES WEST PALM			11	100%	11
LONGWOOD PEDIATRICS LLC			11	100%	11
JOHNS HOPKINS MEDICAL LABORATORIES		1	10	91%	11
PINELLAS COUNTY HEALTH DEPARTMENT		2	9	82%	11
REDMED CLINIC OF ARLINGTON		10	1	9%	11

# COVID-19: testing by laboratory

Data through Mar 21, 2021 verified as of Mar 22, 2021 at 09:25 AM

Data in this report are provisional and subject to change.

The numbers in the table below represent the number of Florida and non-Florida residents for whom test results were received by the Department of Health. A person can be tested by more than one laboratory and can have both positive and negative results. **Therefore, the sum of the numbers in each column will be larger than the total number of people tested.**

Reporting lab	Inconclusive	Negative	Positive	Percent positive	Total
ANYLABTEST NOW		4	7	64%	11
VIBRANT AMERICA		9	2	18%	11
BRONSON FIRE DEPARTMENT		11			11
LANE PEDIATRICS PA		1	10	91%	11
RICHMOND UNIVERSITY MEDICAL CENTER		9	2	18%	11
ACCENTCARE		11			11
IGENEX INC		11			11
WANTAGH URGENT CARE		8	3	27%	11
BIOTECH CLINICAL LABORATORIES, INC.		1	10	91%	11
DOC PAM PA		10	1	9%	11
FLORIDA HOSPITAL PHYSICIAN GROUP		3	8	73%	11
CROSSROADS URGENT CARE, PLLC		11			11
CARENOW URGENT CARE-DONELSON		8	3	27%	11
MEYER PEDIATRICS CHTD		11			11
ADVENTIST HEALTH SYSTEM FLORIDA DEPT OF HEALTH		7	4	36%	11
GENESIS		7	4	36%	11
JOHN W NORRIS III MD PA	1		10	91%	11
CARENOW URGENT CARE-HERMITAGE		7	4	36%	11
MEDEXPRESS URGENT CARE MONACA		11			11
MINUTECLINIC DIAGNOSTIC OF NEW MEXICO		11			11
URGENT TEAM MANAGEMENT OF TENNESSEE		10	1	9%	11
BRIDGE DIAGNOSTICS			11	100%	11
Solaris Healthcare Pensacola			11	100%	11
St. Annes Nursing Center, St. Annes Residence, Inc.		11			11
CVS MINUTE CLINIC DIAGNOSTIC OF VIRGINIA		11			11
HNL LAB MEDICINE		8	3	27%	11
HEALTH NETWORK LABORATORIES		7	4	36%	11
LAKE NONA MEDICAL SERVICES		3	7	70%	10
BAYSIDE LABORATORIES INC		10			10
KEY TRAINING CENTER			10	100%	10
NEW JERSEY DEPARTMENT OF HEALTH COMMUNICABLE DISEASE SERVICE		3	7	70%	10
MEDEXPRESS URGENT CARE - BEECH GROVE		9	1	10%	10
PANCARE HEALTH - VERNON ELEMENTARY			10	100%	10
TENNESSEE DEPARTMENT OF HEALTH (TDH) - CENTRAL LABORATORY		2	8	80%	10
SAMARITAN HOSPITAL LABORATORY		9	1	10%	10
PEPIN ACADEMIES-PASCO		10			10
PHASE2 LABS	2	6	2	20%	10
MONROE COUNTY HOSPITAL		7	3	30%	10
VASCONCELLO COHEN MD PA		9	1	10%	10
COLLIER HMA PHYSICIAN MANAGEMENT, LLC		2	8	80%	10
GRACE COMMUNITY PHARMACY			10	100%	10
HIRAM COLLEGE HEALTH CENTER (ABBOTT)		10			10
ADVENTHEALTH MEDICAL GROUP PEDIATRIC & ADOLESCENT		9	1	10%	10
MAINSTREET FAMILY CARE			10	100%	10
AMERICAN HOUSE FORT MYERS		10			10
KIDSVILLE PEDIATRICS			10	100%	10



# COVID-19: testing by laboratory

Data through Mar 21, 2021 verified as of Mar 22, 2021 at 09:25 AM

Data in this report are provisional and subject to change.

The numbers in the table below represent the number of Florida and non-Florida residents for whom test results were received by the Department of Health. A person can be tested by more than one laboratory and can have both positive and negative results. **Therefore, the sum of the numbers in each column will be larger than the total number of people tested.**

Reporting lab	Inconclusive	Negative	Positive	Percent positive	Total
CBC LAB		3	7	70%	10
CVS MINUTE CLINIC DIAGNOSTIC OF TN #3293		10			10
CVS MINUTE CLINIC DIAGNOSTIC		9	1	10%	10
RPC@HODGES		2	8	80%	10
AHMG SURGICAL SPECIALIST		10			10
VENICE GREEN VILLAGE		3	7	70%	10
INTEGRATED FAMILY MEDICAL CENTER			10	100%	10
INFEXIONSHIELD INC.		10			10
LAKE BALDWIN CBOC		9	1	10%	10
ALABAMA DEPARTMENT OF PUBLIC HEALTH		1	9	90%	10
ONEIDA HEALTHCARE CENTER		8	2	20%	10
MEDEXPRESS URGENT CARE PARKERSBURG		8	2	20%	10
Avalon Healthcare and Rehabilitation Center			10	100%	10
PLYMOUTH HARBOR INCORPORATED		9	1	10%	10
CARENOW URGENT CARE - EAST NASHVILLE		8	2	20%	10
VITALANT		1	9	90%	10
ORLANDO MEDICAL CENTER PL		1	9	90%	10
CVS MINUTE CLINIC DIAGNOSTIC OF TEXAS,LLC		8	2	20%	10
BOCA RATON REGIONAL HOSPITAL LAB			10	100%	10
BAYONET POINT HOSPITAL			10	100%	10
CVS PA6902POCT BRYN MAWR		8	2	20%	10
MEDEX REGIONAL LABORATORIES LLC		1	9	90%	10
ARBORS OF GULF BREEZE, THE		8	2	20%	10
PRORENATA LABS		2	8	80%	10
FLEMING ISLAND CENTER FOR CLINICAL RESEARCH		10			10
HIGH TOWER ALF LLC		9	1	10%	10
MEDEXPRESS URGENT CARE - WINCHESTER GATEWAY		8	2	20%	10
MEDI-DRUG INC		9	1	10%	10
BROWARD HEALTH CARE			10	100%	10
MEDEXPRESS URGENT CARE-KATY		7	3	30%	10
CORONA PATHOLOGY		10			10
URGENT CARE & FAMILY PRACTICE CENTER			10	100%	10
KEY WEST URGENT CARE, INC		3	7	70%	10
NEW YORK PRESBYTERIAN - LOWER MANHATTAN		10			10
AFC URGENT CARE - CEDAR GROVE		10			10
GLADES COUNTY DETENTION CENTER		1	9	90%	10
ST MARYS MEDICAL CENTER			10	100%	10
NORTON HEALTHCARE			10	100%	10
Signature Healthcare of Savannah		10			10
FAMILY HEALTH CENTER AT PORT ST JOHN		4	6	60%	10
HCR MANORCARE		10			10
Westchester General Hospital			10	100%	10
MEDEXPRESS URGENT CARE - SALEM		6	4	40%	10
PRODUCTION HEALTH SAFETY MANAGEMENT		10			10
MEDEXPRESS URGENT CARE CHARLESTON		6	4	40%	10
MC DIAGNOSTIC OF CONNECTICUT, PC #1966		10			10

# COVID-19: testing by laboratory

Data through Mar 21, 2021 verified as of Mar 22, 2021 at 09:25 AM

Data in this report are provisional and subject to change.

The numbers in the table below represent the number of Florida and non-Florida residents for whom test results were received by the Department of Health. A person can be tested by more than one laboratory and can have both positive and negative results. **Therefore, the sum of the numbers in each column will be larger than the total number of people tested.**

Reporting lab	Inconclusive	Negative	Positive	Percent positive	Total
VETERANS ADMINISTRATION			10	100%	10
THE MARY IMOGENE BASSETT HOSPITAL		10			10
LEE PHYSICIAN GROUP COLLEGE POINT		10			10
MEDICAL LABORATORY DIAGNOSTICS			10	100%	10
RHODE ISLAND DEPARTMENT OF HEALTH			10	100%	10
METHODIST HOSPITAL			10	100%	10
WESTPAC LABS INC	1		9	90%	10
LUXOR SCIENTIFIC LLC		1	9	90%	10
CENTRAL JERSEY URGENT CARE OF EATONTOW		9	1	10%	10
BEAUMONT LABORATORY			10	100%	10
CHILDREN'S HEALTHCARE OF ATLANTA/EGLESTON		10			10
ISLAND COAST PEDIATRICS IN-HOUSE LAB		10			10
NATURE COAST REGIONAL MEDICAL CENTER		1	9	90%	10
GRAND AVE PHARMACY		1	9	90%	10
BROOKDALE PANAMA CITY		9	1	10%	10
MISSOURI DEPARTMENT OF HEALTH AND SENIOR SERVICES			10	100%	10
BELLE GLADES HEALTH CLINIC			10	100%	10
MOLECULAR PATHOLOGY LABORATORY			10	100%	10
TINA'S ASSISTED LIVING FACILITY CORP		10			10
MINUTECLINIC, LLC, DBA MINUTECLINIC #2		9	1	10%	10
PBC PREMIER FAMILY HEALTH			10	100%	10
MINUTECLINIC DIAGNOSTIC OF OKLAHOMA		8	2	20%	10
SAVANNAH MANOR ASSISTED LIVING COMMUNITY			10	100%	10
URGENT CARE CENTER AT PINNACLE		4	6	60%	10
COMMUNITY HEALTH CENTER		2	8	80%	10
NEMOURS CHILDREN'S URGENT			10	100%	10
CVS MINUTE CLINIC DIAGNOSTIC PA #3060		9	1	10%	10
HAWTHORNE INN OF LAKE LAND		10			10
NOT INDICATED		1	9	90%	10
ST CLOUD COMPOUNDING PHARMACY & WELLNESS CENTER		9	1	10%	10
ALACHUA			10	100%	10
SUPERIOR RESIDENCES OF CLERMONT		2	8	80%	10
MINUTE CLINIC LLC #2775		9	1	10%	10
MEDEXPRESS URGENT CARE - PANTOPS		9	1	10%	10
PERSONAL PEDIATRICS PA		7	3	30%	10
VIGILANT HEALTHCARE		8	2	20%	10
PALM BEACH CDH - DELRAY BEACH			10	100%	10
MOSOLF PEDIATRICS			10	100%	10
ST JOSEPH WOMENS HOSPITAL			10	100%	10
Maury Regional Hospital		6	4	40%	10
LAKE CO SCHOOLS EMPLOYEE HEALTH & WELLNESS CENTER	1	7	2	20%	10
ACCESS PHARMACY		10			10
EMERGENCY MEDICAL CENTER		4	6	60%	10
DES PLAINES CLINICAL LAB		3	7	70%	10
ST VINCENT'S ST CLAIR		6	3	33%	9
GRAND VILLA OF PALM COAST		9			9

# COVID-19: testing by laboratory

Data through Mar 21, 2021 verified as of Mar 22, 2021 at 09:25 AM

Data in this report are provisional and subject to change.

The numbers in the table below represent the number of Florida and non-Florida residents for whom test results were received by the Department of Health. A person can be tested by more than one laboratory and can have both positive and negative results. **Therefore, the sum of the numbers in each column will be larger than the total number of people tested.**

Reporting lab	Inconclusive	Negative	Positive	Percent positive	Total
CVS TX10016POCT PRINCETON		9			9
MINUTECLINIC, LLC, MINUTECLINIC #7637		7	2	22%	9
CVS SC7556POCT WEST COLUMBIA		9			9
ST JUDE LABORATORIES		7	2	22%	9
DYNAMIC HEALTH CENTERS INC		5	4	44%	9
CARENOW URGENT CARE-MT JULIET		8	1	11%	9
CVS TN5601POCT LENOIR CITY		9			9
MEDLAB INC		9			9
MINUTE CLINIC LLC # 2033		8	1	11%	9
ST VINCENT'S CHILTON		7	2	22%	9
ROSEMONT GARDENS INC		9			9
MINUTECLINIC DIAGNOSTIC OF TN PC #242		6	3	33%	9
UCARE			9	100%	9
CVS NJ617POCT CEDAR GROVE		8	1	11%	9
COLLIER BLVD HMA PHYSICIAN MANAGEMENT,, LLC			9	100%	9
FLORIDA HOSPITAL WINTER PARK		7	2	22%	9
JOHNS HOPKINS ALL CHILDRENS			9	100%	9
MINUTECLINIC DIAGNOSTIC OF TN PC #5671		5	4	44%	9
NORTHSHORE UNIVERSITY HEALTHSYSTEM EVANSTON HOSPITAL LAB			9	100%	9
BERRYHILL MANOR		9			9
MINUTE-CLINIC DIAGNOSTIC OF VIRGINIA, LLC #2003		6	3	33%	9
BUENA VIDA ESTATES			9	100%	9
MINUTE-CLINIC DIAGNOSTIC OF VIRGINIA, LLC		9			9
PUTNAM FAMILY CARE INC		3	6	67%	9
GOOD SAMARITAN MEDICAL CENTER			9	100%	9
CVS MO8590POCT KANSAS CITY		5	4	44%	9
FLORIDA MENTOR		7	2	22%	9
MICHIGAN DEPARTMENT OF COMMUNITY HEALTH		1	8	89%	9
MINUTECLINIC DIAGNOSTIC OF NEW JERSEY,		8	1	11%	9
MINUTE CLINIC DIAGNOSTIC OF TN PC #64		9			9
DR PHILLIPS MEDICAL WELLNESS CENTER		9			9
UF HEALTH		1	8	89%	9
MAGNOLIA MANOR			9	100%	9
FAMILY PRACTICE OF DAVIE INC			9	100%	9
WESTCHESTER GENERAL HOSPITAL BLOOD GAS LAB			9	100%	9
MINUTE CLINIC INCORPORATE		9			9
CITY OF SANFORD EMPLOYEE HEALTH AND		9			9
MINUTECLINIC DIAGNOSTIC OF NORTH CAROLINA PC #5341		6	3	33%	9
CARENOW URGENT CARE-GREEN HILLS		9			9
FLORIDA CENTER FOR DERMATOLOGY LABORATORY			9	100%	9
DAVID LAWRENCE CENTER INC		7	2	22%	9
REMISE OCCUPATIONAL HEALTH SOLUTIONS INC			9	100%	9
CVS MINUTE CLINIC DIAG OF IND, LLC #6549		9			9
PINELLAS PARK FIRE DEPARTMENT		9			9
ENCORE AT BOCA RATON, THE			9	100%	9
MINUTECLINIC DIAGNOSTICS OF IND, LLC		9			9

# COVID-19: testing by laboratory

Data through Mar 21, 2021 verified as of Mar 22, 2021 at 09:25 AM

Data in this report are provisional and subject to change.

The numbers in the table below represent the number of Florida and non-Florida residents for whom test results were received by the Department of Health. A person can be tested by more than one laboratory and can have both positive and negative results. **Therefore, the sum of the numbers in each column will be larger than the total number of people tested.**

Reporting lab	Inconclusive	Negative	Positive	Percent positive	Total
MOBILE RESPONSE DIAGNOSTICS LLC		8	1	11%	9
ALLIANCE HEALTH AND REHABILITATION CENTER		9			9
SOMA MEDICAL CENTER PA #4			9	100%	9
NIGHT LITE PEDIATRICS CENTER		1	8	89%	9
NASCAR EVENT MANAGEMENT, LLC		9			9
ENCOMPASS HOME HEALTH OF THE SOUTHEAST LLC		9			9
OPTUM SILVER LAKES			9	100%	9
UNIVERSITY MEDICAL CENTER		8	1	11%	9
MEDEXPRESS URGENT CARE-LATROBE		9			9
MINUTECLINIC DIAGNOSTIC OF NEW JERSEY, LLC # 7069		9			9
Consulate Health Care of Brandon		7	2	22%	9
GCPM MANUAL MICROBIOLOGY		1	8	89%	9
CHEMISYS LABORATORIES		1	8	89%	9
VETERANS AFFAIRS MEDICAL CENTER - OUTPATIENT			9	100%	9
UNIVERSITY HOSPITALS OF CLEVELAND		5	4	44%	9
BAYFRONT HEALTH ST PETERSBURG		8	1	11%	9
Manor Care of Dunedin		6	3	33%	9
ORLANDO HEALTH PHYSICIAN ASSOCIATES		4	5	56%	9
MINUTE CLINIC DIAGNOSTIC OF SC, LLC #42		8	1	11%	9
PENSACOLA CLUSTER			9	100%	9
CLAYMED OF NORTH FLORIDA			9	100%	9
WESTERN NEW YORK IMMEDIATE MEDICAL CAR		9			9
BRENNITY AT VERO BEACH, THE			9	100%	9
MD NOW MEDICAL CENTERS, INC.		7	2	22%	9
UHEALTH UNIVERSITY OF MIAMI			9	100%	9
MINUTECLINIC, LLC #4682		5	4	44%	9
RIVERVIEW REGIONAL MEDICAL CENTER		7	2	22%	9
NEMOURS CHILDREN'S PRIMARY CARE VERO BEACH			9	100%	9
NORTHWEST FLORIDA COMMUNITY HOSPITAL LABORATORY		8	1	11%	9
WADSWORTH CENTER - DAVID AXELROD INSTITUTE		8	1	11%	9
ROSECASTLE			9	100%	9
MINUTECLINIC, LLC, DBA MINUTECLINIC #6106		7	2	22%	9
NITIN BAWA PROFESSIONAL ASSOCIATES			9	100%	9
WINTER PARK INTERNAL MEDICINE MD PA		7	2	22%	9
OUR HOME AT BEACON HILL			9	100%	9
PATEL MEDICAL VENTURES		8	1	11%	9
MINUTE CLINIC OF KANSAS PA		5	4	44%	9
MINUTE CLINIC LLC #1448		8	1	11%	9
OMNI			9	100%	9
ILLINOIS DEPARTMENT OF PUBLIC HEALTH		1	8	89%	9
WINDSOR OF SAN PABLO, THE		6	3	33%	9
Fouraker Hills Rehab and Nursing			9	100%	9
INSPIRED LIVING AT PALM BAY		7	2	22%	9
ASSOCIATES IN MEDICINE		7	2	22%	9
LIFELINK TISSUE BANK D/B/A LIFELINK TISSUE BANK		8	1	11%	9
PRECISION GENETICS			9	100%	9

# COVID-19: testing by laboratory

Data through Mar 21, 2021 verified as of Mar 22, 2021 at 09:25 AM

Data in this report are provisional and subject to change.

The numbers in the table below represent the number of Florida and non-Florida residents for whom test results were received by the Department of Health. A person can be tested by more than one laboratory and can have both positive and negative results. **Therefore, the sum of the numbers in each column will be larger than the total number of people tested.**

Reporting lab	Inconclusive	Negative	Positive	Percent positive	Total
CVS PHARMACY NO 274		9			9
LAKEVIEW HEALTH SYSTEMS			9	100%	9
LAKE NONA MEDICAL SERVICE LLC		9			9
MIDMICHIGAN MEDICAL CENTER			9	100%	9
LOREY ALF		9			9
VILLAGE PLACE HEALTH AND REHAB		9			9
ANY LAB TEST NOW INC			9	100%	9
CHILDREN'S HEALTH CENTER INC.		7	2	22%	9
CITY OF LAKE MARY EMPLOYEE HEALTH CENTER		7	2	22%	9
MINUTECLINIC #8760		9			9
PREMIUM HEALTH CARE			9	100%	9
PALM BAY URGENT CARE PL		1	8	89%	9
WINDSOR OF GAINESVILLE		9			9
PEDIATRIC HEALTH CARE ALLIANCE			9	100%	9
MINUTECLINIC DIAGNOSTIC OF MINNESOTA		9			9
IMMUNOGENOMICS LLC		6	3	33%	9
MEDEXPRESS URGENT CARE - SWANSEA, N ILLINOIS ST		8	1	11%	9
LAWRENCE TECHNOLOGICAL UNIVERSITY		9			9
NEW HAMPSHIRE DEPARTMENT OF HEALTH AND HUMAN SERVICES		3	6	67%	9
DORAL URGENT CARE			8	100%	8
STPET		6	2	25%	8
NORTHSIDE HOSPITAL		2	6	75%	8
INTERNAL MEDICINE ASSOCIATES OF JACKSON HOSPITAL			8	100%	8
SURGOINSVILLE PHARMACY		8			8
ST LUKES ROOSEVELT LABORATORY		7	1	13%	8
PUTNAM COUNTY EMERGENCY RESCUE SERVICE		5	3	38%	8
PACIFICA SUNRISE☐			8	100%	8
HOLY NAME MEDICAL CENTER	1	6	1	13%	8
ETHOS LABORATORIES		7	1	13%	8
MEDEXPRESS URGENT CARE - MAPLE DRIVE		7	1	13%	8
Nashville Central Laboratory		8			8
CIAN DIAGNOSTICS			8	100%	8
DEPARTMENT OF HEALTH- CITRUS COUNTY		1	7	88%	8
ELLIS HOSPITAL LABORATORY		7	1	13%	8
JUPITER CLINIC			8	100%	8
MINUTECLINIC #2860		6	2	25%	8
BENSONHURST URGENT CARE		8			8
X-GENE MOLECULAR LABS		1	7	88%	8
MED & CO INVESTMENT LLC		7	1	13%	8
MID-HUDSON VALLEY DIVISION OF WESTCHESTER MEDICAL		8			8
PALMS WEST HOSPITAL			8	100%	8
THOMAS JEFFERSON UNIVERSITY HOSPITAL		4	4	50%	8
BAPTIST OUTPATIENT			8	100%	8
SUMTER COUNTY HEALTH DEPARTMENT		3	5	63%	8
ARCHBOLD MEMORIAL HOSPITAL/LAB		3	5	63%	8
VENICE REGIONAL BAYFRONT HEALTH			8	100%	8

# COVID-19: testing by laboratory

Data through Mar 21, 2021 verified as of Mar 22, 2021 at 09:25 AM

Data in this report are provisional and subject to change.

The numbers in the table below represent the number of Florida and non-Florida residents for whom test results were received by the Department of Health. A person can be tested by more than one laboratory and can have both positive and negative results. **Therefore, the sum of the numbers in each column will be larger than the total number of people tested.**

Reporting lab	Inconclusive	Negative	Positive	Percent positive	Total
MC DIAGNOSTIC OF CONNECTICUT, PC #1043		8			8
HUNTINGTON VILLAGE URGENT CARE		8			8
MINUTECLINIC DIAG OF IND, LLC #2387		7	1	13%	8
CVS MINUTE CLINIC DIAGNOSTIC OF NEW JERSEY		8			8
NORTHSIDE HOSPITAL ATLANTA		3	5	63%	8
ADVANCED RESEARCH FOR HEALTH IMPROVEMENT		6	2	25%	8
WALGREEN #6538		8			8
LPG PRIMARY CARE AT COLONIAL CENTER DRIVE		7	1	13%	8
MINUTECLINIC DIAGNOSTIC OF TN PC #386		7	1	13%	8
VAIL VALLEY MEDICAL CENTER			8	100%	8
SEA LEVEL LABS			8	100%	8
LAKE CONWAY URGENT CARE LLC		2	6	75%	8
MINUTE CLINIC DIAGNOSTIC OF MICHIGAN PC		8			8
CVS PA1671POCT LANCASTER		8			8
NORTH PINELLAS CHILDRENS MEDICAL CENTER INC			8	100%	8
CAYUGA COUNTY HEALTH DEPARTMENT		7	1	13%	8
JX REF LAB			8	100%	8
CLEARWATER PEDIATRIC CARE		1	7	88%	8
EXECUTIVE MEDICAL SERVICES		8			8
JOHN T MATHER MEMORIAL HOSPITAL LABORATORY		7	1	13%	8
WHITE SANDS OUTPATIENT SERVICES (WSOP SERVICES LLC		8			8
WILLIAMSBURGH CHAI CARE		7	1	13%	8
ALBION COLLEGE (ABBOTT)		8			8
ST CHARLES HOSPITAL LABORATORY		8			8
SUNCREST OMNI		8			8
MINUTE CLINIC LLC #10203		6	2	25%	8
MINUTECLINIC, LLC #05038		8			8
SYLVESTER AT PLANTATION LABORATORY		7	1	13%	8
PASSPORT HEALTH			8	100%	8
ROBERT WOOD JOHNSON HOSPITAL		7	1	13%	8
WELLIGENT		1	7	88%	8
FLORIDA KEYS CONCIERGE MEDICINE, LLC		6	2	25%	8
ALLEGRO - TAMPA	1	4	3	38%	8
CVS NC3319POCT CHARLOTTE		6	2	25%	8
MINUTECLINIC DIAGNOSTIC OF VIRGINIA		8			8
MEDICANA NURSING AND REHAB CENTER			8	100%	8
CVS HEALTH MINUTE CLINIC		1	7	88%	8
MEDEXPRESS URGENT CARE - TARENTUM		6	2	25%	8
VENICE REGIONAL MEDICAL CENTER			8	100%	8
MEDEXPRESS URGENT CARE - WASHINGTON		6	2	25%	8
OKLAHOMA STATE DEPARTMENT OF HEALTH-PUBLIC HEALTH LABORATORY			8	100%	8
CONSULATE HEALTH CARE		7	1	13%	8
CVS CT1123POCT SOUTHURY		8			8
CAN COMMUNITY HEALTH, INC		8			8
APEX HOME HEALTH CARE		7	1	13%	8
ORMOND BEACH CENTRA CARE			8	100%	8

# COVID-19: testing by laboratory

Data through Mar 21, 2021 verified as of Mar 22, 2021 at 09:25 AM

Data in this report are provisional and subject to change.

The numbers in the table below represent the number of Florida and non-Florida residents for whom test results were received by the Department of Health. A person can be tested by more than one laboratory and can have both positive and negative results. **Therefore, the sum of the numbers in each column will be larger than the total number of people tested.**

Reporting lab	Inconclusive	Negative	Positive	Percent positive	Total
HEALTHMARK REGIONAL HOSPITAL LAB		4	4	50%	8
CAREPOINT CLINIC		5	3	38%	8
FHCP-ORANGE CITY			8	100%	8
MINUTECLINIC DIAG OF IND, LLC #6697		8			8
SOUTHEASTERN PEDIATRIC ASSOCIATES			8	100%	8
CIGNA ONSITE HEALTH LLC		2	6	75%	8
LIFE CARE CITRUS COUNTY			8	100%	8
BLOOMING GARDENS OF CARE INC		8			8
CURATIVE		1	7	88%	8
ATLANTIC CONSOLIDATED LABORATORY		8			8
MINUTE CLINIC LLC #5706		7	1	13%	8
EXPRESS TEST			8	100%	8
Sunset Lake Health and Rehabilitation Center		8			8
GENE STREET LABORATORIES, LLC		6	2	25%	8
MEDEXPRESS URGENT CARE - FORT WORTH S		7	1	13%	8
CVS HEALTH, #2043		8			8
ST. JOSEPH HOSPITAL AND HEALTH CARE INC.			8	100%	8
ST CLOUD PHYSICIAN MANAGMENT LLC		7	1	13%	8
TAMPA URGENT CARE			8	100%	8
PALM BEACH COUNTY HEALTH DEPARTMENT LABORATORY			8	100%	8
ST. PETERSBURG PEDIATRICS			8	100%	8
MODMD LABORATORY		8			8
MEDEXPRESS URGENT CARE - CULPEPER		8			8
ALLINA HEALTH - ABBOTT NORTHWESTERN HOSPITAL		5	3	38%	8
MONTEFIORE MEDICAL CENTER LABORATORIES - NORTH		8			8
FLORIDA CLINICAL LAB		1	7	88%	8
MINUTECLINIC DIAGNOSTIC OF OHIO #7790		6	2	25%	8
BEAUMONT EMERGENCY CENTER			8	100%	8
BARTON PARKER OD PC		8			8
CAPRONA GROUP HOME		2	6	75%	8
DOCTOR'S IN HOUSE LAB			8	100%	8
MEDEXPRESS URGENT CARE - BATTLE CREEK		5	3	38%	8
TRUE HEALTH		5	3	38%	8
LAB UNKNOW		6	2	25%	8
WALK-IN MEDICAL CARE			8	100%	8
HARBORCHASE OF DR PHILLIPS		7	1	13%	8
UNIVERSITY OF MIAMI MILLER SCHOOL OF MEDICINE			8	100%	8
SELECT PHYSICIANS ALLIANCE PL		8			8
FLORIDA HEART AND VASCULAR MULTISPECIALTY GROUP		8			8
MARQUESA MEDICAL		7	1	13%	8
NEOGENOMICS LABORATORIES, INC		8			8
BLOOMINGDALE PEDIATRIC ASSOCIATES PA			8	100%	8
FHPG_EXP CARE W HILLSBOROUGH			8	100%	8
SOMA MEDICAL CENTER MD PA #7 PEDIATRICS			8	100%	8
DIAGNOSTIC CLINIC		7	1	13%	8
MEDEXPRESS URGENT CARE, BUTLER		5	3	38%	8

# COVID-19: testing by laboratory

Data through Mar 21, 2021 verified as of Mar 22, 2021 at 09:25 AM

Data in this report are provisional and subject to change.

The numbers in the table below represent the number of Florida and non-Florida residents for whom test results were received by the Department of Health. A person can be tested by more than one laboratory and can have both positive and negative results. **Therefore, the sum of the numbers in each column will be larger than the total number of people tested.**

Reporting lab	Inconclusive	Negative	Positive	Percent positive	Total
CARE ATC - CITY OF BOYNTON BEACH	1	2	5	63%	8
GOLISANO CHILDREN'S HOSPITAL OF SOUTHWEST FLORIDA		6	2	25%	8
DOH-TAMPA BRANCH LABORATORY (MLK BLVD)		4	4	50%	8
MINUTECLINIC DIAGNOSTIC OF TN PC #240		7	1	13%	8
CVS MINUTE CLINIC DIAGNOSTIC MED GRP OF SAN		6	2	25%	8
DOTHAN PEDIATRIC CLINIC			8	100%	8
WALGREENS #10972	1	7			8
WALGREENS #07936		7	1	13%	8
MINUTECLINIC DIAGNOSTIC OF MAINE, LLC		6	2	25%	8
INTERNAL MEDICINE AND AESTHETICS OF NAPLES LLC		8			8
DSI MANAGEMENT LLC		8			8
WATERFORD AT CREEKSIDE, THE			8	100%	8
MEDEXPRESS URGENT CARE - CLARKSBURG		7	1	13%	8
FOUNTAINVIEW BY FIVE STAR QUALITY CARE		7	1	13%	8
HEALTHPARK MEDICAL CTR NURSING SVC		8			8
BIOTECH PHARMACEUTICAL GROUP LLC			8	100%	8
MAGNOLIA PEDIATRICS GROUP LLC			8	100%	8
JACKSON CLINIC PA,THE		4	4	50%	8
GENEUS DIAGNOSTICS			8	100%	8
LEMOYNE COLLEGE WELLNESS CENTER FOR		8			8
DOH JACKSONVILLE CENTRAL LABORATORY		3	5	63%	8
CVS NC5591POCT STATESVILLE		7	1	13%	8
MIAMI COMPREHENSIVE MEDICINE GROUP PA		4	4	50%	8
OSWEGO HOSPITAL LABORATORY		7	1	13%	8
ALACHUA COUNTY HEALTH DEPARTMENT		1	7	88%	8
IU HEALTH PATHOLOGY		1	7	88%	8
MEDEXPRESS ELKINS		8			8
DOCTOR'S IN-HOUSE LAB/COMMUNITY HEALTH CENTERS OF PINELLAS - CLEARWATE			8	100%	8
THE WOLFF CENTER FOR CHILD & ADOLESCENT HEALTH			8	100%	8
CVS MINUTE CLINIC, LLC #22		7	1	13%	8
DIXITKUMAR N MODI MD PA			8	100%	8
CARDIOTHORACIC SURGERY OF HYDE PARK			8	100%	8
ST. CLOUD PHARMACY AND WELLNESS CENTER		3	4	57%	7
CVS CT1109POCT BETHEL		7			7
TREASURE COAST URGENT & FAMILY CARE			7	100%	7
WILDLIGHT LAB			7	100%	7
FAMILY MEDICINE MEDICAL DRIVE		7			7
DOCTORS CLINICAL LABORATORY, INC		5	2	29%	7
TRUE HEALTH DIAGNOSTICS		1	6	86%	7
MINUTE CLINIC DIAGNOSTIC OF PENNSYLVANIA		7			7
OPTUM PRIMARY CARE - FOUNTAIN OAKS		3	4	57%	7
BOCA BIOLISTICS LLC			7	100%	7
MINUTECLINIC DIAG OF IND LLC #8651		6	1	14%	7
DALLAS COUNTY HEALTH AND HUMAN SERVICES			7	100%	7
GRACE WELLNESS CENTER LLC		6	1	14%	7
HEALTH AND WELLNESS CENTER		1	6	86%	7



# COVID-19: testing by laboratory

Data through Mar 21, 2021 verified as of Mar 22, 2021 at 09:25 AM

Data in this report are provisional and subject to change.

The numbers in the table below represent the number of Florida and non-Florida residents for whom test results were received by the Department of Health. A person can be tested by more than one laboratory and can have both positive and negative results. **Therefore, the sum of the numbers in each column will be larger than the total number of people tested.**

Reporting lab	Inconclusive	Negative	Positive	Percent positive	Total
BRADENTON PHYSICIANS MEDICAL CENTER			7	100%	7
RIVER OAKS TREATMENT CENTER			7	100%	7
FLORIDA DIGESTIVE AND LIVER SPECIALIST		7			7
WELLMED AT BRANDON REGIONAL		5	2	29%	7
LIZS ADULT CARE		7			7
MINUTECLINIC, LLC #03965		7			7
PENN MEDICINE PRINCETON MEDICAL CENTER		6	1	14%	7
NEMOURS CHILDREN'S HOSPITAL			7	100%	7
FLORIDA HOSPITAL APOPKA		6	1	14%	7
OCALA FAMILY MEDICAL CENTER		7			7
MEDEXPRESS URGENT CARE - STATE COLLEGE		5	2	29%	7
EP LTC PHARMACY		5	2	29%	7
HARMONIOUS HOME HEALTH, LLC		7			7
GILCHRIST COUNTY FIRE DEPARTMENT		4	3	43%	7
BETH ISRAEL MEDICAL CENTER LABS		7			7
QUE		4	3	43%	7
PBC FOUND CARE INC			7	100%	7
Lenox on the Lake			7	100%	7
WEXFORD HEALTH SOURCES INC		7			7
EL PARAISO HOME INC		7			7
PALM GARDEN OF SUN CITY			7	100%	7
KANSAS DEPARTMENT OF HEALTH		2	5	71%	7
GULF COAST PEDIATRICS OF SARASOTA PA		1	6	86%	7
MERCY HEALTH—MUSKEGON		6	1	14%	7
NORTHERN DUTCHESS HOSPITAL LABORATORY		5	2	29%	7
LYNMOORE,THE		7			7
EMBRY-RIDDLE AERONAUTICAL UNIVERSITY HEALTH			7	100%	7
NORTH FLORIDA MEDICAL CENTERS INC		1	6	86%	7
MINUTECLINIC DIAGNOSTIC OF TN, PC 6304		5	2	29%	7
MEDEXPRESS URGENT CARE-PETERS TWP		6	1	14%	7
CHAPTERS HEALTH HOSPICE		7			7
Baptist Village Retirement Communities		7			7
FLORIDA CANCER SPECIALISTS & RESEARCH INSTITUTE		6	1	14%	7
CARENOW URGENT CARE-SOUTHLAKE			7	100%	7
LEE MEMORIAL HEALTH SYSTEM D/B/A		5	2	29%	7
ORLANDO FAMILY PHYSICIANS			7	100%	7
NYU WINTHROP HOSPITAL PATHOLOGY		7			7
BROOKDALE LAKE ORIENTA			7	100%	7
LAWTON CHILES HEALTH CENTER		1	6	86%	7
SONORA QUEST LABORATORIES			7	100%	7
VICTORIAN MANOR		2	5	71%	7
DO THAN WEST FAMILY MEDICINE		5	2	29%	7
NOVANT HEALTH INPATIENT CARE		2	5	71%	7
CRESTWOOD MEDICAL CENTER		5	2	29%	7
HEALTH CARE LABORATORY SERVICES		1	6	86%	7
SUPERIOR RESIDENCES AT CALA HILLS		7			7

# COVID-19: testing by laboratory

Data through Mar 21, 2021 verified as of Mar 22, 2021 at 09:25 AM

Data in this report are provisional and subject to change.

The numbers in the table below represent the number of Florida and non-Florida residents for whom test results were received by the Department of Health. A person can be tested by more than one laboratory and can have both positive and negative results. **Therefore, the sum of the numbers in each column will be larger than the total number of people tested.**

Reporting lab	Inconclusive	Negative	Positive	Percent positive	Total
MEDEXPRESS URGENT CARE - STAUNTON		3	4	57%	7
AVON PARK PEDIATRICS			7	100%	7
Florida Clinical Laboratory		1	6	86%	7
HEARTLAND PEDIATRICS OF LAKE PLACID			7	100%	7
LEPE'S HOUSE			7	100%	7
GOLDMAN SACHS HEALTH CENTER	1	6			7
CVS MINUTE CLINIC DIAG OF IND LLC #5206		6	1	14%	7
COMMUNITY MEDICAL AND DENTAL CARE INC		7			7
CARESOUTH HHA HOLDINGS OF TALLAHASSEE LLC		7			7
Ocoee Health Care Center		7			7
SOUTH COM HEALTH CLINIC, DEPT. OF THE ARMY		7			7
CITY OF TALLAHASSEE		7			7
CVS CA9715POCT THOUSAND OAKS		7			7
FLORIDA HOSPITAL KISSIMMEE		4	3	43%	7
GRAND VILLA OF SARASOTA		6	1	14%	7
MINUTECLINIC DIAGNOSTIC OF OHIO #3407		6	1	14%	7
MIAMI BEACH COMMUNITY HEALTH CENTER INC			7	100%	7
CVS OH2543POCT CANFIELD		5	2	29%	7
CVS TX8351POCT BEAUMONT		6	1	14%	7
MINUTECLINIC, LLC #1796		6	1	14%	7
DELAWARE DEPARTMENT OF HEATH		6	1	14%	7
WYOMING COUNTY COMMUNITY HOSPITAL LABORATORY		7			7
UNIVERSITY OF WASHINGTON MEDICAL CENTER			7	100%	7
Parkside Villa		7			7
KENDALL REGIONAL MEDICAL CNTR			7	100%	7
LAKE PEDIATRICS			7	100%	7
RELIANCE MEDICAL CENTER		5	2	29%	7
COMPASSION PEDIATRICS		3	4	57%	7
PENINSULA CARE AND REHABILITATION CENTER			7	100%	7
JUPITER ISLAND PUBLIC SAFETY		5	2	29%	7
ABBEY MANOR RETIREMENT RESIDENCE INC		7			7
SCHOOL OF PHARMACY AND PHARMACEUTICAL		7			7
MINUTECLINIC DIAGNOSTIC OF ILLINOIS		6	1	14%	7
MANATEE PEDIATRICS			7	100%	7
MEDEXPRESS URGENT CARE - MIDLOTHIAN		6	1	14%	7
PEDIATRICS OF CENTRAL FLORIDA		5	2	29%	7
BIRMINGHAM VAMC		3	4	57%	7
YAZJI PEDIATRIC CARE LLC DBA TUKA PEDIATRICS			7	100%	7
MEDEXPRESS URGENT CARE - FAYETTEVILLE		5	2	29%	7
MEDEXPRESS URGENT CARE - HOT SPRINGS		7			7
DOCTOR'S IN-HOUSE LAB/COMMUNITY HEALTH CENTERS OF PINELLAS -PINELLAS P			7	100%	7
PANCARE HEALTH - HOSFORD SCHOOL			7	100%	7
MEDEXPRESS URGENT CARE, JOHNSTOWN		6	1	14%	7
KEYSTONE PLACE AT NAPLES PRESERVE		4	3	43%	7
CARENOW URGENT CARE-MADISON		7			7
LEE COUNTY HEALTH DEPARTMENT		4	3	43%	7

# COVID-19: testing by laboratory

Data through Mar 21, 2021 verified as of Mar 22, 2021 at 09:25 AM

Data in this report are provisional and subject to change.

The numbers in the table below represent the number of Florida and non-Florida residents for whom test results were received by the Department of Health. A person can be tested by more than one laboratory and can have both positive and negative results. **Therefore, the sum of the numbers in each column will be larger than the total number of people tested.**

Reporting lab	Inconclusive	Negative	Positive	Percent positive	Total
LONG ISLAND JEWISH FOREST HILLS HOSPITAL		7			7
CLAY PRIMARY & FAMILY CARE LLC			7	100%	7
ORLANDO ORTHOPAEDIC CENTER		5	2	29%	7
ADVENT HEALTH APOPKA		3	4	57%	7
WATAUGA MEDICAL CENTER		4	3	43%	7
LONGWOOD FAMILY MEDICINE		1	6	86%	7
MINUTECLINIC, DIAGNOSTIC OF TEXAS, LL		6	1	14%	7
MINUTECLINIC DIAGNOSTIC OF NEVADA #87		4	3	43%	7
VERMONT DEPARTMENT OF HEALTH		1	6	86%	7
MINUTE CLINIC LLC #4017		7			7
CVS TX7827POCT ROUND ROCK		7			7
MEDEXPRESS URGENT CARE-DUBOIS		7			7
The Grand at Rome Nursing and Rehabilitation		7			7
ORLANDO FAMILY MEDICAL INC		7			7
SUNRISE SENIOR LIVING OF JACKSONVILLE			7	100%	7
Thermopolis Rehabilitation Wellness		7			7
SOUTH FLORIDA ENT ASSOCIATES, INC			7	100%	7
IRL MARKET LAB			7	100%	7
EASTERN FLORIDA STATE COLLEGE - PALM BAY CAMPUS□			7	100%	7
GENTRY PARK ORLANDO ASSISTED LIVING		6	1	14%	7
HOLY GARDEN ALF, INC.		7			7
PEDIATRICS IN BREVARD-COCOA BEACH		2	5	71%	7
PEDIATRICS URGENT CARE, LLC			7	100%	7
URGENT CARE OF LONGWOOD			7	100%	7
ECLRS		2	5	71%	7
SARAH LAWRENCE COLLEGE HEALTH SERVICES		7			7
SUPREME LABORATORY			7	100%	7
CVS PHARMACY #8800		5	2	29%	7
MINUTECLINIC DIAGNOSTIC OF TN PC #643		5	2	29%	7
BAYCARE MEDICAL GROUP		1	6	86%	7
FHMG_FM AND IM AVALON PARK		2	5	71%	7
FLORIDA SCHOOL FOR THE DEAF AND THE BLIND			7	100%	7
MINUTECLINIC DIAG OF IND LLC #6998		6	1	14%	7
DR. PHILLIPS MEDICAL WELLNESS CENTER		4	3	43%	7
HEALTHY MINORS PEDIATRIC URGENT CARE		7			7
MEDEXPRESS URGENT CARE MORGANTOWN		7			7
NORTHDAL REHABILITATION CENTER			7	100%	7
PERSONAL PHYSICIAN CARE PA			7	100%	7
WHEELER LABORATORY		6	1	14%	7
MINUTECLINIC DIAGNOSTIC MED GRP OF CA		6	1	14%	7
MINUTE CLINIC LLC #6765		7			7
WINKLER COURT□		6	1	14%	7
CVS TX7162POCT HOUSTON		7			7
BALTIMORE CITY HEALTH DEPT COMMUNICABLE DISEASES AND EPIDEMIOLOGY			7	100%	7
MC DIAGNOSTIC OF CONNECTICUT , PC # 3		5	2	29%	7
MEDEXPRESS URGENT CARE-HERSHEY		5	1	17%	6

# COVID-19: testing by laboratory

Data through Mar 21, 2021 verified as of Mar 22, 2021 at 09:25 AM

Data in this report are provisional and subject to change.

The numbers in the table below represent the number of Florida and non-Florida residents for whom test results were received by the Department of Health. A person can be tested by more than one laboratory and can have both positive and negative results. **Therefore, the sum of the numbers in each column will be larger than the total number of people tested.**

Reporting lab	Inconclusive	Negative	Positive	Percent positive	Total
MINUTECLINIC MINUTECLINIC #4977		4	2	33%	6
MEDEXPRESS URGENT CARE - PRINCETON		5	1	17%	6
CONCENTRA URGENT CARE		2	4	67%	6
ATLANTIC COMMUNITY HIGH SCHOOL		5	1	17%	6
MARSHALL MEDICAL CENTER SOUTH LAB		5	1	17%	6
FIRST COAST CARDIOVASCULAR INSTITUTE PA			6	100%	6
CVS GA2108POCT NORCROSS		4	2	33%	6
LEWIS COUNTY MANOR		6			6
BROOKDALE CLERMONT			6	100%	6
MEDEXPRESS URGENT CARE - HUNTINGTON WE		6			6
TERRACINA LLC		1	5	83%	6
CVS TX1104POCT ALLEN		6			6
MEDEXPRESS URGENT CARE - YORK		3	3	50%	6
MINUTECLINIC DIAGNOSTIC OF TN PC #442		4	2	33%	6
VIERA PEDIATRICS		1	5	83%	6
MERCY COLLEGE HEALTH OFFICE		6			6
TERENCE B MITCHELL MD, INC		2	4	67%	6
RIVER CITY PRIMARY AND URGENT CARE			6	100%	6
CVS RI1717POCT 1 CVS DR			6	100%	6
BROWARD TRANSITIONAL CENTER			6	100%	6
BAYCARE ALLIANT HOSPITAL			6	100%	6
PR HEALTH		1	5	83%	6
ADVENTHEALTH CELEBRATION EMPLOYEE CLINIC		6			6
ELITE MD GROUP INC		2	4	67%	6
DEPT OF VA MEDICAL CENTER - RICHMOND		5	1	17%	6
PRESBYTERIAN HOME		6			6
HUNTERS CREEK PEDIATRICS		6			6
DIXIE COUNTY EMERGENCY SERVICES			6	100%	6
NU WAVE MEDICAL CENTER			6	100%	6
PLEASANTVILLE OF SEBASTIAN LLC			6	100%	6
MINUTECLINIC DIAGNOSTIC OF OHIO #4401		6			6
QHG OF ENTERPRISE INC (DBA MEDICAL CTR		6			6
UT SOUTHWESTERN MEDICAL CENTER			6	100%	6
AMERICAN EAGLE LEESBURG AL LLC DBA VISTA LAKE			6	100%	6
TRANSPLANT GENOMICS INC (EUROFINS)		6			6
Rutgers Health Rwj University Hospital - Laboratory		3	3	50%	6
FLORIDA WOMAN CARE LABORATORY			6	100%	6
MEDEXPRESS URGENT CARE - GLENDALE		6			6
CENTREX CLINICAL LABS INC		6			6
CONCENTRA			6	100%	6
TIMBER CREEK PEDIATRICS		6			6
SARASOTA MEDICAL CENTER			6	100%	6
ARLINGTON OF NAPLES INC, THE		6			6
MEDEXPRESS URGENT CARE - IRVING		6			6
LOUISIANA DEPT OF HEALTH			6	100%	6
MINUTECLINIC MINUTECLINIC #8505		4	2	33%	6

# COVID-19: testing by laboratory

Data through Mar 21, 2021 verified as of Mar 22, 2021 at 09:25 AM

Data in this report are provisional and subject to change.

The numbers in the table below represent the number of Florida and non-Florida residents for whom test results were received by the Department of Health. A person can be tested by more than one laboratory and can have both positive and negative results. **Therefore, the sum of the numbers in each column will be larger than the total number of people tested.**

Reporting lab	Inconclusive	Negative	Positive	Percent positive	Total
Kroger 673 - The Little Clinic Dallas		5	1	17%	6
ENIGMA DIAGNOSTIC, INC.			6	100%	6
MEDEXPRESS URGENT CARE - ELM GROVE		5	1	17%	6
UT MEMPHIS UNIVERSITY HEALTH SERVICES			6	100%	6
TEXAS MEDCLINIC			6	100%	6
MIAMI RESCUE MISSION CLINIC INC			6	100%	6
ALL CHILDREN'S HOSPITAL		1	5	83%	6
SANDGATE GARDENS REHAB & NURSING CENTER		3	3	50%	6
MEDEXPRESS URGENT CARE - BLUEFIELD		5	1	17%	6
MONROE COUNTY FIRE RESCUE		6			6
URGENT TEAM - HUNTSVILLE		5	1	17%	6
URGENT CARE HOUSECALLS PA		5	1	17%	6
CVS NJ2815POCT E BRUNSWICK		4	2	33%	6
BOCA VIPEDIATRICS			6	100%	6
PROHEALTH MED		1	5	83%	6
SV DIAGNOSTIC LAB			6	100%	6
CITYMD		1	5	83%	6
CVS PA1074POCT KENNETT SQUARE		5	1	17%	6
AARK LABORATORY		6			6
CVS NATIONAL HARBOR MD2297714CV		6			6
GUTHRIE MEDICAL GROUP LABORATORIES		6			6
PROVIDENCE LABORATORY SERVICES		6			6
PANCARE HEALTH - ALTHA PUBLIC			6	100%	6
ARLINGTON OF NAPLES		6			6
CVS PA4077POCT BELLE VERNON		6			6
CVS PA813POCT RICHBORO		6			6
ALBANY MEDICAL CENTER		5	1	17%	6
SAINT PETER'S UNIVERSITY HOSPITAL		6			6
PATHGROUP LABS, LLC		4	2	33%	6
CVS NC6402POCT DAVIDSON		4	2	33%	6
AMERICAN HEALTH ASSOC. LABORATORY SOUTH		4	2	33%	6
XPRESS URGENT CARE LLC		6			6
BAYSHORE POINTE NURSING AND REHAB CENTER			6	100%	6
URGENT TEAM - MUSCLE SHOALS		6			6
CITIZENS BAPTIST MEDICAL CENTERS LAB		5	1	17%	6
LUMADOC HEALTH		4	2	33%	6
MEDEXPRESS URGENT CARE - HOLLINS		6			6
SOUTHEAST GEORGIA HEALTH SYSTEM, INC D		6			6
THE WINDSOR OF OCALA		2	4	67%	6
MINUTECLINIC DIAGNOSTIC OF SC, LLC #7		4	2	33%	6
WIREGRASS MEDICAL CENTER			6	100%	6
Contrastate Medical Center		5	1	17%	6
LAKEVIEW TERRACE HOME HEALTH SERVICES LLC			6	100%	6
INTERNAL MEDICINE LIPID AND WELNNES PRACTICE			6	100%	6
MINUTECLINIC LLC #5041		2	4	67%	6
SYNEXUS CLINICAL RESEARCH US INC		2	4	67%	6

# COVID-19: testing by laboratory

Data through Mar 21, 2021 verified as of Mar 22, 2021 at 09:25 AM

Data in this report are provisional and subject to change.

The numbers in the table below represent the number of Florida and non-Florida residents for whom test results were received by the Department of Health. A person can be tested by more than one laboratory and can have both positive and negative results. **Therefore, the sum of the numbers in each column will be larger than the total number of people tested.**

Reporting lab	Inconclusive	Negative	Positive	Percent positive	Total
CVS TN7289POCT SIGNAL MOUNTAIN		6			6
FLORIDA MEDICAL SPECIALISTS		2	4	67%	6
MD NOW MEDICAL CENTER			6	100%	6
MEDEXPRESS URGENT CARE - RICHMOND, NINE MILE RD		5	1	17%	6
CVS DC1340POCT WASHINGTON		6			6
Northwell Lab		2	4	67%	6
FLORIDA DEPARTMENT OF HEALTH IN MIAMI DADE COUNTY		5	1	17%	6
MINUTECLINIC DIAGNOSTIC OF GEORGIA, LL		5	1	17%	6
TAMiami LAB MILLENIUM			6	100%	6
PANCARE HEALTH - KATE SMITH ELEMENTARY		1	5	83%	6
ACM MEDICAL LABORATORY ALLIANCE		4	2	33%	6
CVS MD2956POCT NEW MARKET		5	1	17%	6
HOLLY HILL HOME INFUSION SERVICE		5	1	17%	6
FAMILY TREE PRIMARY CARE		5	1	17%	6
MAXCARE CLINIC			6	100%	6
PHYSICIANS FOR CHILDREN			6	100%	6
MINUTE CLINIC DIAG OF IND LLC #8674		6			6
MINUTECLINIC DIAGNOSTIC OF VIRGINIA, LLC #255		6			6
FLORIDA DEPARTMENT OF HEALTH IN SARASOTA COUNTY		5	1	17%	6
BENNETT PEDIATRICS		6			6
ASCENSION ST VINCENT'S CLAY COUNTY			6	100%	6
CVS OH3301POCT WOODMERE		6			6
WOMENS CARE FLORIDA LLC		5	1	17%	6
CHILDREN'S HOSPITAL OF PHILADELPHIA		5	1	17%	6
ST. LUCIE COUNTY HEALTH DEPARTMENT		4	2	33%	6
RANDOLPH DIABETES AND WELLNESS		5	1	17%	6
CAPITAL HEALTH PLAN LABORATORIES			6	100%	6
FLORIDA DEPARTMENT OF HEALTH SEMINOLE COUNTY		1	5	83%	6
CDRX INFUSION			6	100%	6
PENN NURSING CENTER		6			6
INTERVENTIONAL REHABILITATION OF SOUTH FLORIDA			6	100%	6
CAPE CORAL URGENT CARE		3	3	50%	6
FAMILY CARE MEDICAL CENTER			6	100%	6
MINUTE CLINIC DIAGNOSTIC MED GRP		5	1	17%	6
WG WINDSOR WOODS SH LLC		6			6
MINUTECLINIC, LLC #03268		5	1	17%	6
PALM HARBOR DERMATOLOGY		4	2	33%	6
CVS M08556POCT KANSAS CITY		5	1	17%	6
UNILAB OF DADE INC			6	100%	6
GADSDEN COUNTY HEALTH DEPARTMENT			6	100%	6
DOCTORS EXPRESS OF ST PETERSBURG			6	100%	6
FLORIDA PREMIER MEDICAL CARE PA			6	100%	6
MEDICAL CENTER AT OCEAN REEF		1	5	83%	6
THE PALMS REHABILITATION AND HEALTHCARE CENTER		5	1	17%	6
Advanced Care Center			6	100%	6
DEPARTMENT OF HEALTH AND HUMAN SERVICES STATE OF NEW HAMPSHIRE			6	100%	6

# COVID-19: testing by laboratory

Data through Mar 21, 2021 verified as of Mar 22, 2021 at 09:25 AM

Data in this report are provisional and subject to change.

The numbers in the table below represent the number of Florida and non-Florida residents for whom test results were received by the Department of Health. A person can be tested by more than one laboratory and can have both positive and negative results. **Therefore, the sum of the numbers in each column will be larger than the total number of people tested.**

Reporting lab	Inconclusive	Negative	Positive	Percent positive	Total
GLEN FALLS HOSPITAL DEPARTMENT OF PATHOLOGY		6			6
MINUTECLINIC DIANOSTIC OF VIRGINIA, LL		5	1	17%	6
BROWARD COUNTY HEALTH DEPT.			6	100%	6
FRESENIUS KIDNEY CARE DUNEDIN			6	100%	6
NORTHEAST ALABAMA REGIONAL MEDICAL CENTER		3	3	50%	6
DANIEL M LIBBY MD PLLC		6			6
GRACE REHABILITATION CENTER OF VERO BEACH		4	2	33%	6
SUFFRIDGE DRIVE GROUP HOME		6			6
NORTH FLORIDA PEDIATRICS JASPER			6	100%	6
FLEET LANDING			6	100%	6
SELECT PHYSICIANS ALLIANCE		6			6
MINUTE CLINIC, LLC #4650		6			6
MINUTECLINIC DIAGNOSTIC OF KENTUCKY		6			6
MEDEXPRESS URGENT CARE - MT LEBANON		4	2	33%	6
LISTENING DOCTOR PLLC, THE		1	5	83%	6
QUICK CARE MED WALK IN AND URGENT CARE			6	100%	6
CVS TX4397POCT CYPRESS		6			6
JERSEY SHORE MEDICAL CENTER		6			6
CLINICAL CARE ASSOCIATES			6	100%	6
CARESOUTH HHA HOLDINGS OF THE BAY AREA LLC		6			6
GUIDANCE / CARE CENTER, INC		6			6
CAMELLIA AT DEERWOOD		2	4	67%	6
PARTNERS PHARMACY OF FLORIDA LLC		6			6
MINUTE-CLINIC DIAGNOSTIC OF VIRGINIA, LLC #794		5	1	17%	6
PALMETTO HEALTH ALLIANCE		3	3	50%	6
CURATIVE CARE CENTER INC		1	5	83%	6
SOUTHEASTERN DERMATOLOGY GROUP PA		5	1	17%	6
CVS GA2147POCT KENNESAW		5	1	17%	6
PUBLIC HEALTH LAB		6			6
BNR PHARMACY INC		6			6
MEDEXPRESS URGENT CARE-PITTSFIELD		6			6
COMPASSION PEDIATRIC URGENT CARE LLC		2	4	67%	6
CVS IN6654POCT INDIANAPOLIS		5	1	17%	6
ACCESS CARE MEDICAL GROUP LLC		2	4	67%	6
ENTRUST IMMEDIATE CARE			6	100%	6
ANTHONY-BROWN PHARMACY		6			6
MAXHEALTH		5	1	17%	6
IVY ROSEN MD PLLC		6			6
THE CLINIC PREMISE HEALTH			6	100%	6
BETHESDA COMMUNITY HEALTH CENTER			6	100%	6
CAREWELL 301 - WARWICK			6	100%	6
TULLAHOMA HMA, LLC		5	1	17%	6
ST CHARLES BEND LABORATORY		5	1	17%	6
CVS SC4286POCT EASLEY		2	4	67%	6
UNILAB		2	4	67%	6
CENTRAL FLORIDA PRIMARY CARE			6	100%	6

# COVID-19: testing by laboratory

Data through Mar 21, 2021 verified as of Mar 22, 2021 at 09:25 AM

Data in this report are provisional and subject to change.

The numbers in the table below represent the number of Florida and non-Florida residents for whom test results were received by the Department of Health. A person can be tested by more than one laboratory and can have both positive and negative results. **Therefore, the sum of the numbers in each column will be larger than the total number of people tested.**

Reporting lab	Inconclusive	Negative	Positive	Percent positive	Total
PHYSICIANS URGENT CARE BERRY FARMS		4	2	33%	6
PROGRESS PHARMACY INC		1	5	83%	6
ALLEGRO FLEMING ISLAND		1	5	83%	6
BETH ISRAEL DEACONESS MEDICAL CENTER			6	100%	6
LRHS Southeastern University		4	2	33%	6
LEVY COUNTY SHERRIF'S DEPT			5	100%	5
PRECISION DIAGNOSTICS INC - NJ		5			5
MOULTRIE CREEK NURSING AND REHAB			5	100%	5
CVS TX2263POCT SAN ANTONIO		5			5
OCHSNER MEDICAL CENTER			5	100%	5
MCKENZIE-WILLAMETTE MEDICAL CENTER LAB		5			5
ADVANCED PEDIATRICS OF BOCA LLC			5	100%	5
CVS OH3476POCT TIPP CITY		5			5
CVS MA6505POCT NEWTON		5			5
PEDIATRIC URGENT HEALTH CARE			5	100%	5
PINECREST PEDIATRICS GROUP LLC			5	100%	5
HAWTHORNE HEALTH AND REHABILITATION			5	100%	5
LAKE NONA PEDIATRICS IN ASSOCIATION WITH NEMOURS		5			5
SOUTH FLORIDA FAMILY HEALTH & RESEARCH CTR			5	100%	5
SIGNATURE URGENT CARE			5	100%	5
KETTERING HEALTH			5	100%	5
LABS PLUS LLC		5			5
Kroger 449 - The Little Clinic Mountain Park		4	1	20%	5
CAREHERE LCS- EUSTIS			5	100%	5
LIFEPLUS HEALTHCARE GROUP INC		5			5
FAMILY TREE DNA			5	100%	5
HELIX KH UC			5	100%	5
MIZELL MEMORIAL HOSPITAL			5	100%	5
BAPTIST HOSPITAL EMPLOYEE HEALTH OFF			5	100%	5
TESTD			5	100%	5
WEST DADE PEDIATRICS			5	100%	5
NORTHEAST PEDIATRICS			5	100%	5
ORLANDO FAMILY PHYSICIANS INC		1	4	80%	5
MORGAN STANLEY HEALTH CENTER		5			5
LPG PEDIATRICS AT CAPE CORAL		5			5
SUNSHINE STATE DIALYSIS			5	100%	5
VEIL VALLEY MEDICAL CENTER			5	100%	5
SLOPESIDE LABS AND TESTING, LLC - THE HIDEOUT AT BUTTERMILK MOUNTAIN		5			5
ARKANSAS DEPARTMENT OF HEALTH			5	100%	5
MEDEXPRESS URGENT CARE-MUNCIE		5			5
ST JOSEPH'S HOSPITAL NORTH LABORATORY			5	100%	5
OCCMED SOLUTIONS		2	3	60%	5
CVS MI8049POCT WATERFORD		4	1	20%	5
LABCORP UNSPECIFIED		5			5
JOSEF SCHENKER, MD, PC		5			5
MINUTE CLINIC, LLC #1434		5			5



# COVID-19: testing by laboratory

Data through Mar 21, 2021 verified as of Mar 22, 2021 at 09:25 AM

Data in this report are provisional and subject to change.

The numbers in the table below represent the number of Florida and non-Florida residents for whom test results were received by the Department of Health. A person can be tested by more than one laboratory and can have both positive and negative results. **Therefore, the sum of the numbers in each column will be larger than the total number of people tested.**

Reporting lab	Inconclusive	Negative	Positive	Percent positive	Total
TALLAHASSEE MEMORIAL HEALTHCARE			5	100%	5
CVS IL8751POCT CHICAGO		5			5
MEDEXPRESS URGENT CARE-NESHANNOCK TWP		4	1	20%	5
MINUTECLINIC MINUTECLINIC #921		5			5
FLORIDA DEPARTMENT OF HEALTH - INVERNESS		3	2	40%	5
QUEST DIAGNOSTICS PSC		1	4	80%	5
URGENT MED INC		3	2	40%	5
CVS NV408817POCT LAS VEGAS		1	4	80%	5
Kroger 099 - The Little Clinic Fort Collins		5			5
NORTH SHORE HEMATOLOGY-ONCOLOGY ASSOCIATES, PC		5			5
BLUETAIL MEDICAL GROUP, LLC		4	1	20%	5
FLORIDA PRIMARY CARE AND SPORTS MEDICINE INC		2	3	60%	5
CVS MA1852POCT MEDWAY		5			5
AEL KNOXVILLE			5	100%	5
DEPARTMENT OF HEALTH AND HUMAN SERVICES LANSING			5	100%	5
SCIENCE CARE			5	100%	5
JUPITER ISLAND MEDICAL CLINIC INC		5			5
SOUTHERN OCEAN MEDICAL CENTER		5			5
EAST BANK HOSPITAL - UNIVERSITY OF MINNESOTA MEDICAL CENTER			5	100%	5
SEASIDE MANOR			5	100%	5
MINUTE CLINIC DIAGNOSTIC OF VIRGINIA, LLC #1905		5			5
FORSYTH HOUSE			5	100%	5
SJH			5	100%	5
FRANCES WARDE MEDICAL LABORATORY		2	3	60%	5
LIVING WATERS MEDICAL CENTER			5	100%	5
JACKSON SOUTH COMMUNITY HOSPITAL LAB			5	100%	5
WATERTOWN URGENT CARE PLLC		5			5
CVS TN4624POCT KNOXVILLE		4	1	20%	5
LEHIGH REGIONAL MEDICAL CENTER LABORATORY		3	2	40%	5
BROOKDALE NEW PORT RICHEY			5	100%	5
CVS OH6123POCT CINCINNATI		4	1	20%	5
CVS TX7821POCT LEAGUE CITY		5			5
PIEDMONT HOSPITAL LAB			5	100%	5
MOUNT SINAI BROOKLYN LABORATORY		4	1	20%	5
MANATEE COUNTY JAIL		4	1	20%	5
CITY OF WEST PALM BEACH EMPLOYEE & FAMILY HEALTH		5			5
QUALITY MEDICAL CARE			5	100%	5
RURAL HEALTH CARE INC			5	100%	5
ELITE CARE			5	100%	5
EXPICARE NURSING AGENCY, INC		5			5
CVS MINUTE CLINIC DIAGNOSTIC OF KANSAS, PA		5			5
CARL R DARNALL ARMY MEDICAL CENTER			5	100%	5
CVS KY4779POCT LOUISVILLE		3	2	40%	5
PELICAN LANDING		1	4	80%	5
NOVANT HEALTH UVA		2	3	60%	5
MEASE CONTINUING CARE		3	2	40%	5

# COVID-19: testing by laboratory

Data through Mar 21, 2021 verified as of Mar 22, 2021 at 09:25 AM

Data in this report are provisional and subject to change.

The numbers in the table below represent the number of Florida and non-Florida residents for whom test results were received by the Department of Health. A person can be tested by more than one laboratory and can have both positive and negative results. **Therefore, the sum of the numbers in each column will be larger than the total number of people tested.**

Reporting lab	Inconclusive	Negative	Positive	Percent positive	Total
CVS NC7213POCT MATTHEWS		5			5
BEACH HOUSE		5			5
WAKEMED		1	4	80%	5
WESTMINSTER SHORES			5	100%	5
THE CLINIC OF PEDIATRICS & GI MEDICINE, INC			5	100%	5
MIAMI CANCER INSTITUTE			5	100%	5
FLORIDA PRIMARY & SPECIALTY CARE		5			5
FIFTH AVENUE PEDIATRICS		3	2	40%	5
PRINCIPLE HOSPICE SERVICE, LLC			5	100%	5
COOPER HOSPITAL/UNIVERSITY MEDICAL		5			5
CVS HEALTH, #1994		4	1	20%	5
NELSON BIOLOGICAL			5	100%	5
MEDEXPRESS URGENT CARE MURRYSVILLE		3	2	40%	5
PEDIATRICS OF CENTRAL FLORIDA - POINCIANA		3	2	40%	5
THE DOCTORS CENTER HEALTHCARE-SOUTHSIDE		1	4	80%	5
STEBEN COUNTY PUBLIC HEALTH		5			5
MIAMI MEDICAL CONSULTANT PA			5	100%	5
CVS GA2236POCT WOODSTOCK		5			5
CVS CA9113POCT CHULA VISTA		5			5
LAKEVIEW HEALTHCARE SYSTEM LLC			5	100%	5
OHSU MOLECULAR MICROBIOLOGY LAB		4	1	20%	5
Kennedy University Hospital		5			5
CVS SC5479POCT INDIAN LAND		5			5
INDIANA STATE DEPARTMENT OF HEALTH LABORATORIES			5	100%	5
NORTHPORT MEDICAL CENTER LAB		5			5
ST JOHNS BIOMEDICAL LAB		5			5
INDIAN RIVER PRIMARY CARE PA		5			5
MINUTECLINIC, LLC #09202		4	1	20%	5
MINUTECLINIC DIAGNOSTIC OF RHODE ISLAN		5			5
SHEEPSHEAD BAY URGENT CARE		5			5
XRL SXF REF LAB		5			5
APOLLO GARDENS RETIREMENT RESIDENCE CARE		5			5
CALIFORNIA DEPARTMENT OF PUBLIC HEALTH		1	4	80%	5
MD NOW MEDICAL CENTER INC			5	100%	5
AHF PUBLIC HEALTH LABORATORY			5	100%	5
COMMONS AT ORLANDO LUTHERAN TOWERS SNF			5	100%	5
PRL NYC PANDEMIC RESPONSE LAB			5	100%	5
CYPRESS CREEK MEDICAL CENTER			5	100%	5
DICKSON MEDICAL ASSOCIATES PC PATH LAB		4	1	20%	5
MEDEXPRESS URGENT CARE - WEIRTON		5			5
FHPG_EXP CARE PALM HARBOR			5	100%	5
DIAMOND SPEEDWAY DIALYSIS		1	4	80%	5
MINUTECLINIC DIAGNOSTIC OF NORTH CAROLINA PC #7054		4	1	20%	5
MID - FLORIDA PATHOLOGY LLC		1	4	80%	5
CVS SC2736POCT MURRELLS INLET		4	1	20%	5
COPELAND MEDICAL CLINIC		3	2	40%	5

# COVID-19: testing by laboratory

Data through Mar 21, 2021 verified as of Mar 22, 2021 at 09:25 AM

Data in this report are provisional and subject to change.

The numbers in the table below represent the number of Florida and non-Florida residents for whom test results were received by the Department of Health. A person can be tested by more than one laboratory and can have both positive and negative results. **Therefore, the sum of the numbers in each column will be larger than the total number of people tested.**

Reporting lab	Inconclusive	Negative	Positive	Percent positive	Total
AUGUSTA HEALTH			5	100%	5
MINNESOTA DEPARTMENT OF HEALTH PUBLIC HEALTH LABORATORY DIVISION	1		4	80%	5
MINUTECLINIC, LLC #1431		4	1	20%	5
OURMED		4	1	20%	5
UNIVERISTY OF MEMPHIS ATHLETIC TRAINI		5			5
MINUTECLINIC DIAGNOSTICS OF IND LLC		2	3	60%	5
CLINICAL CARE INC			5	100%	5
GENESIS FAMILY PRACTICE		3	2	40%	5
GENTLE HANDS MOBILE PHLEBOTOMY			5	100%	5
ALL CHILDREN'S HOSPITAL DEPT OF GENERAL PEDIATRICS			5	100%	5
OPTUMCARE FLORIDA, LLC		3	2	40%	5
CVS OH3080POCT HUBER HEIGHTS		5			5
URGENT CARE COASTAL GA			5	100%	5
URGENT CARE OF ERWIN		5			5
CVS AZ10150POCT PHOENIX		4	1	20%	5
HAVEN HOSPICE IN CHIEFLAND			5	100%	5
ABSOLUTE HEALTH		5			5
MINUTECLINIC DIAGNOSTIC OF SC, LLC #4		5			5
CFP PHYSICIANS GROUP			5	100%	5
NOVADX		2	3	60%	5
UNIVERSITY OF MIAMI / SCCC RESEARCH LABORATORY			5	100%	5
MEDEXPRESS URGENT CARE - WILLIAMSPORT		4	1	20%	5
PREMIER FAMILY HEALTH PA			5	100%	5
OHIO DEPARTMENT OF HEALTH			5	100%	5
ENT AND ALLERGY ASSOCIATES OF FLORIDA, LLC			5	100%	5
PAUL GRECO MD CONCIERGE MEDICAL SERVICES PL		5			5
GULF COAST VETERANS HCS PANAMA CITY OPC		5			5
PM PEDIATRICS OF BAYSIDE PLLC		5			5
STUYVESANT URGENT CARE		5			5
UF HEALTH PATHOLOGY LABORATORIES			5	100%	5
CVS GA2841POCT LAWRENCEVILLE		5			5
LAKE MARY HEALTH AND REHABILITATION CENTER		1	4	80%	5
MEDEXPRESS URGENT CARE - BECKLEY CROSS		4	1	20%	5
FINLAY		1	4	80%	5
FLORIDA HOSPITAL LAKE MARY		5			5
BROWNE MEDICAL LLC		3	2	40%	5
RIVERVIEW ALF OPERATOR LLC			5	100%	5
REDMED OF CROSSTOWN		2	3	60%	5
Oakwood - North Baldwins Center for Living		5			5
NORTH DADE NURSING AND REHABILITATION CENTER			5	100%	5
RIO PINAR HEALTH CARE			5	100%	5
WHITE WILSON MEDICAL CENTER - FWB		1	4	80%	5
CVS NC2771POCT CLAYTON		4	1	20%	5
DISCOVERY VILLAGE AT STUART		2	3	60%	5
CHIEFLAND MEDICAL CENTER		1	4	80%	5
LAFAYETTE NURSING AND REHAB			5	100%	5

# COVID-19: testing by laboratory

Data through Mar 21, 2021 verified as of Mar 22, 2021 at 09:25 AM

Data in this report are provisional and subject to change.

The numbers in the table below represent the number of Florida and non-Florida residents for whom test results were received by the Department of Health. A person can be tested by more than one laboratory and can have both positive and negative results. **Therefore, the sum of the numbers in each column will be larger than the total number of people tested.**

Reporting lab	Inconclusive	Negative	Positive	Percent positive	Total
CVS MINUTE CLINIC DIAGNOSTIC OF TEXAS		4	1	20%	5
CVS GA3766POCT DACULA		3	2	40%	5
Army Residence Community		5			5
CVS IN6713POCT BLOOMINGTON		5			5
NORTHERN MICHIGAN UNIVERSITY ATHLETICS		5			5
ADVICE FOR OPTIMAL WELLNESS		2	3	60%	5
INFECTION CONTROL/ EMPHEALTH		3	2	40%	5
Walker BaptistMedCtr		4	1	20%	5
ADVENTHEALTH CAR CENTER APOPKA			5	100%	5
FRESENIUS MEDICAL CARE			5	100%	5
COMPUNET CLINICAL LAB			5	100%	5
URGENT TEAM - NASHVILLE		5			5
CVS SC5550POCT CLOVER		4	1	20%	5
MINUTECLINIC DIAGNOSTIC OF OHIO #6147		4	1	20%	5
Life Care Center of Estero			5	100%	5
FHPG FAMILY MEDICAL CENTER OF TAMPA BAY		1	4	80%	5
BIOTECH CLINICAL LABORATORY			5	100%	5
SANTOS REHABILITATION CENTER INC			5	100%	5
ARC POINT LABS OF AUSTIN NORTH			5	100%	5
CVS OH3458POCT BEAVERCREEK		5			5
HENDRY REGIONAL CONVENIENT CARE CENTER			5	100%	5
MINUTECLINIC 7196		4	1	20%	5
PATIENT FIRST - LEESBURG			5	100%	5
FLORIDA HEALTHCARE OF ORLANDO			5	100%	5
QUEENS UNIVERSITY OF CHARLOTTE		5			5
WILSON PEDIATRICS			5	100%	5
THE UNIVERSITY OF VERMONT MEDICAL CENTER		4	1	20%	5
COVID RAPID LABS			5	100%	5
JOHN T MACKAY MD			5	100%	5
WEST PACIFIC MEDICAL LABORATORY			5	100%	5
SUTTER TRACY COMMUNITY HOSPITAL			5	100%	5
DOMINICAN COLLEGE STUDENT HEALTH CENTE		5			5
GREENVILLE MEMORIAL HOSPITAL LAB			5	100%	5
UPMC HEALTH SYSTEM		4	1	20%	5
PEDIATRICS OF ALTAMONTE		5			5
OMNICARE PHARMACY OF TEXAS 1, LP DBA OMNICARE		5			5
CARENOW URGENT CARE - CENTRAL AUSTIN		1	4	80%	5
AHC Decatur County		5			5
ATLANTIC SURGERY CENTER OF JACKSONVILLE BEACH		5			5
THE LITTLE CLINIC			5	100%	5
CVS NC3853POCT BURLINGTON		4	1	20%	5
ADVANCED URGENT CARE OF MARATHON		1	4	80%	5
MEDEXPRESS URGENT CARE PORT HURON		4	1	20%	5
CVS TN2179POCT MURFREESBORO		5			5
DIAGNOSTECHS		4	1	20%	5
MASSASHUSETTS STATE LAB INSTITUTE		2	3	60%	5

# COVID-19: testing by laboratory

Data through Mar 21, 2021 verified as of Mar 22, 2021 at 09:25 AM

Data in this report are provisional and subject to change.

The numbers in the table below represent the number of Florida and non-Florida residents for whom test results were received by the Department of Health. A person can be tested by more than one laboratory and can have both positive and negative results. **Therefore, the sum of the numbers in each column will be larger than the total number of people tested.**

Reporting lab	Inconclusive	Negative	Positive	Percent positive	Total
CLEVELAND CLINIC MARTIN HEALTH NURSING & RESTORATIVE		5			5
CHAMPLAIN VALLEY PHYSICIANS HOSPITAL		3	2	40%	5
FRESENIUS KIDNEY CARE SOUTH ORLANDO			5	100%	5
BOROPARK URGENT CARE		4	1	20%	5
TRUSTBRIDGE			5	100%	5
ST BARNABAS HOSPITAL		5			5
FOUNDCARE, INC			5	100%	5
MEDEXPRESS - COLLINSVILLE BELT LINE		3	2	40%	5
QUATRACOR PLLC		5			5
JOE DIMAGGIO CHILDREN'S HOSPITAL		1	4	80%	5
UCF STUDENT HEALTH SERVICES LABORATORY		2	3	60%	5
MINUTE CLINIC DIAGNOSTIC OF VIRGINIA, LLC #7543		5			5
MINUTE CLINIC DIAGNOSTIC OF NORTH CAROLINA		5			5
COVID TESTING LLC			5	100%	5
PM PEDIATRICS OF SELDEN		3	2	40%	5
KEYSTONE REHABILITATION AND HEALTH CENTER		1	4	80%	5
PHYSICIANS IMMEDIATE CARE ELGIN			5	100%	5
RUSH UNIVERSITY MEDICAL CENTER LABORATORY			5	100%	5
CVS TX5877POCT PEARLAND		5			5
FLAGLER HEALTH SERVICES INC			5	100%	5
UNIVERSITY OF CHICAGO MEDICAL CENTER LAB			5	100%	5
WALGREENS #04809		4	1	20%	5
MEDICAL CENTER OF BLOUNTSTOWN			5	100%	5
EASTCHESTER PEDIATRIC MEDICAL GROUP		5			5
CVS MA2172POCT NORTH GRAFTON		5			5
WOODHULL MEDICAL AND MENTAL HEALTH CTR		5			5
PUTNAM HOSPITAL CENTER LABORATORY		5			5
UW MEDICINE VIROLOGY LAB			5	100%	5
EGL GENETICS DIAGNOSTICS			5	100%	5
MINUTECLINIC DIAGNOSTIC OF PENNSYLVANIA, LLD #1545		5			5
CVS MD4371POCT OCEAN CITY		5			5
INNOVATIVE COVID-DIVERSEY			5	100%	5
FLORIDA CLINICAL LABORATORY - BIOREFERENCE LABORATORIES		2	3	60%	5
NASSAU UNIVERSITY MEDICAL CENTER DEPT		4	1	20%	5
OCALA REGIONAL KIDNEY CENTER EAST		2	3	60%	5
MEDEXPRESS URGENT CARE SHADYSIDE		4	1	20%	5
CELEBRATION PEDIATRICS PA			5	100%	5
BAYSHORE LABORATORY		4	1	20%	5
CUMBERLAND HEIGHTS		5			5
TANNER MEDICAL CENTER EAST AL		5			5
DOCS URGENT CARE		1	4	80%	5
MINUTECLINIC # 21110		3	2	40%	5
AMERICAN MEDICAL RESPONSE - DENVER		2	3	60%	5
VA Primary Care Clinic at Meharry		4	1	20%	5
CVS MA957POCT WEST SPRINGFIELD		5			5
QUINTON MEMORIAL HEALTH CARE CENTER		5			5

# COVID-19: testing by laboratory

Data through Mar 21, 2021 verified as of Mar 22, 2021 at 09:25 AM

Data in this report are provisional and subject to change.

The numbers in the table below represent the number of Florida and non-Florida residents for whom test results were received by the Department of Health. A person can be tested by more than one laboratory and can have both positive and negative results. **Therefore, the sum of the numbers in each column will be larger than the total number of people tested.**

Reporting lab	Inconclusive	Negative	Positive	Percent positive	Total
MINUTECLINIC, LLC #7139		5			5
LAKE COUNTY DETENTION CENTER		3	2	40%	5
DAVENPORT PEDIATRICS PA		1	4	80%	5
REHABILITATION CENTER AT JUPITER GARDENS		5			5
COLUMBIA MEMORIAL HOSPITAL LABORATORY		5			5
RELIANT IMMUNE DIAGNOSTICS			5	100%	5
PRECISION LABS LLC		2	3	60%	5
CVS PA2582POCT SPRINGFIELD		3	2	40%	5
HERNANDO PASCO HOSPICE INC		4	1	20%	5
CELERION			5	100%	5
MCR HEALTH LAWTON CHILES ADMINISTRATION STE A		1	4	80%	5
SCOTTS PHARMACY		5			5
STATEN ISLAND CHAI CARE		5			5
CVS GA7064POCT STOCKBRIDGE		5			5
CVS TN7698POCT KNOXVILLE		5			5
HILLSBOROUGH COUNTY HEALTH DEPARTMENT			5	100%	5
MEDEXPRESS URGENT CARE - LOGAN		5			5
CVS PA233POCT NEWTOWN SQUARE		5			5
CVS MD1881POCT DUNKIRK		5			5
SONATA VERO BEACH		5			5
BAPTIST HEALTH - TOWN CENTER			5	100%	5
MEDEXPRESS URGENT CARE - FREDERICK		5			5
INTERNAL MEDICINE & PRIMARY CARE ASSOCIATES, PLC			5	100%	5
ALPHADERA LABS, LLC			5	100%	5
BOONE DRUG & HEALTHCARE AT DEERFIELD			5	100%	5
MINUTECLINIC DIAGNOSTIC OF KANSAS PA		5			5
Enterprise Health and Rehabilitation Center		5			5
MINNESOTA DEPARTMENT OF HEALTH LABORATORY	1		3	75%	4
ELDER ALTERNATIVES INC		3	1	25%	4
COVENIENT CARE MEDICAL CLINIC			4	100%	4
OVIEDO CHILDRENS HEALTH CENTER LLC		1	3	75%	4
Bon Secours Place		3	1	25%	4
LAKE FOREST PARK OP CO LLC		4			4
CRESTAR LABS		2	2	50%	4
CVS NC2313POCT RALEIGH		3	1	25%	4
CVS IN7653POCT EVANSVILLE		3	1	25%	4
PREMIER PEDIATRICS		1	3	75%	4
CVS IL8747POCT CHICAGO		4			4
ADVANCED URGENT CARE LLC		1	3	75%	4
Mill Valley Care Center		4			4
ADVENTHEALTH MEDICAL GROUP COMMUNITY MEDICINE		3	1	25%	4
ROAN DRUG COMPANY LLC		4			4
NORTH OKALOOSA CLINIC CORP		1	3	75%	4
PATIENT FIRST - ALLENTOWN			4	100%	4
CENTRAL FLORIDA INTERNAL OCCUPATIONAL AND		4			4
MD NOW URGENT CARE - DELRAY WEST			4	100%	4

# COVID-19: testing by laboratory

Data through Mar 21, 2021 verified as of Mar 22, 2021 at 09:25 AM

Data in this report are provisional and subject to change.

The numbers in the table below represent the number of Florida and non-Florida residents for whom test results were received by the Department of Health. A person can be tested by more than one laboratory and can have both positive and negative results. **Therefore, the sum of the numbers in each column will be larger than the total number of people tested.**

Reporting lab	Inconclusive	Negative	Positive	Percent positive	Total
AFFINITY URGENT CARE			4	100%	4
CULLMAN REGIONAL URGENT CARE		3	1	25%	4
FLORIDA MEDICAL ASSOCIATES LLC			4	100%	4
MINUTECLINIC DIAGNOSTIC OF PENNSYLVAN		3	1	25%	4
PARADIGM LABORATORIES			4	100%	4
MEDEXPRESS URGENT CARE MARTINSBURG		2	2	50%	4
DEACONESS HOSPITAL			4	100%	4
BARTON MEMORIAL HOSPITAL		3	1	25%	4
Kroger 895 - The Little Clinic Green Hills		4			4
HEART OF FLORIDA HEALTH CENTER INC		1	3	75%	4
CAPITAL HEALTH LABORATORY INC			4	100%	4
MEDEXPRESS URGENT CARE - WICHITA, S SENECA ST		2	2	50%	4
ASCENDI HOME HEALTH AGENCY INC			4	100%	4
MINUTECLINIC DIAG OF IND, LLC #6910		4			4
WELLMED AT FORT PIERCE		2	2	50%	4
Millennium Nursing & Rehab Center		4			4
NOT GIVEN		1	3	75%	4
CVS NY549POCT RIDGEWOOD		2	2	50%	4
CARENOW URGENT CARE - WINTER SPRINGS		3	1	25%	4
MINUTECLINIC MINUTECLINIC #3665		4			4
FCHC (OB)-DARWIN SQUARE CTR.			4	100%	4
CVS ME329POCT PORTLAND		4			4
MEDEXPRESS - NEWARK		4			4
LOUISIANA DEPT. OF HEALTH AND HOSPITALS-INFECTIOUS DISEASE EPI SECTION			4	100%	4
ADVENT HEALTH - TUSKAWILLA		4			4
SunTerrace Health Care Center		3	1	25%	4
Kroger 959 - The Little Clinic Carmel		4			4
MEDEXPRESS URGENT CARE - SOUTH PARKERSBURG		4			4
REHABILITATION CENTER OF WINTER PARK,THE			4	100%	4
CVS NC7057POCT SHELBY		4			4
MIAMI COMMUNITY HEALTH CENTER INC		1	3	75%	4
MEDICAL CENTER ENTERPRISE			4	100%	4
CAPTAIN JAMES A. LOVELL FEDERAL HEALTHCARE CENTER			4	100%	4
GENEVA GENERAL HOSPITAL LABORATORY		3	1	25%	4
CVS PA1379POCT LANSDALE		4			4
PARKWAY DRUGS OF ONEIDA COUNTY NORTH I		3	1	25%	4
NAVAL MEDICAL CENTER SAN DIEGO			4	100%	4
NIBHA MEDIRATTA MD PL			4	100%	4
VILLAGES HEALTH, THE		4			4
MEDEXPRESS URGENT CARE-SCOTT TOWNSHIP		3	1	25%	4
EXPRESS TESTING-ONE			4	100%	4
MINUTECLINIC #2797		4			4
HCR ManorCare Greentree		4			4
UNIVERSITY OF MICHIGAN		2	2	50%	4
USCG SECTOR ST PETE		1	3	75%	4
COMPREHENSIVE CLINICAL RESEARCH, LLC			4	100%	4

# COVID-19: testing by laboratory

Data through Mar 21, 2021 verified as of Mar 22, 2021 at 09:25 AM

Data in this report are provisional and subject to change.

The numbers in the table below represent the number of Florida and non-Florida residents for whom test results were received by the Department of Health. A person can be tested by more than one laboratory and can have both positive and negative results. **Therefore, the sum of the numbers in each column will be larger than the total number of people tested.**

Reporting lab	Inconclusive	Negative	Positive	Percent positive	Total
GASTROENTEROLOGY ASSOC OF PENSACOLA, PA		2	2	50%	4
SUMNER REGIONAL MEDICAL CENTER		3	1	25%	4
CVS MA394POCT SEEKONK		4			4
TARPON SPRINGS PEDIATRICS, LLC			4	100%	4
ELITE MEDICAL CENTER			4	100%	4
MONROE COUNTY DEPT OF PUBLIC HEALTH ST		4			4
BETHPAGE EXTENDED HOURS CENTER		4			4
MINUTECLINIC DIAG OF IND LLC #6840		4			4
AFTER HOURS PEDS			4	100%	4
GUTHRIE MEDICAL GROUP - CORNING		3	1	25%	4
CVS MA507POCT LEOMINSTER		3	1	25%	4
WALGREENS #07034		4			4
Crowne Health Care of Montgomery		4			4
REELFOOT FAMILY WALK IN CLINIC		3	1	25%	4
MEDEXPRESS URGENT CARE - KOKOMO		4			4
AURORA BAYCARE UROLOGY			4	100%	4
BAPTIST HEALTH MEDICAL CENTER			4	100%	4
MINUTECLINIC DIAGNOSTIC OF MICHIGAN, P		4			4
CENTERPLACE HEALTH, INC			4	100%	4
MEDICINE SHOPPE #1306 THE		3	1	25%	4
DEPARTMENT OF HEALTH AND HUMAN SERVICES		2	2	50%	4
BAYCARE MEDICAL GROUP, INC		4			4
DEPARTMENT OF HEALTH/ NEW YORK			4	100%	4
SANFORD SOUTH UNIVERSITY		4			4
MEDEXPRESS URGENT CARE - WAXAHACHIE, N HIGHWAY 77		2	2	50%	4
CONSOLIDATED LABORATORY SERVICES			4	100%	4
CVS PA10034POCT PITTSBURGH		4			4
MEDEXPRESS URGENT CARE FOX CHAPEL		4			4
CVS NV2928POCT LAS VEGAS		4			4
Calusa Harbour			4	100%	4
MD ANDERSON			4	100%	4
JFK INTERNAL MEDICINE FACULTY PRACTICE		2	2	50%	4
CVS AZ9210POCT SCOTTSDALE		4			4
OMNICARE PHARMACY OF TEXAS 1		4			4
CELAL GUROL ERBAY, MD			4	100%	4
CLINICAL PATHOLOGY LABORATORIES			4	100%	4
MARK HOANG MD PA			4	100%	4
MEDEXPRESS URGENT CARE-PASADENA		4			4
FAMILY MEDICINE AT WATERMAN		4			4
CVS OH6149POCT UPPER ARLINGTON		2	2	50%	4
NEMOURS CHILDREN'S URGEN CARE			4	100%	4
Heartland of Boynton Beach			4	100%	4
MEDEXPRESS URGENT CARE - TEAYS VALLEY		3	1	25%	4
Health Care Center of Jacksonville			4	100%	4
VIDANT MEDICAL CENTER			4	100%	4
MAINE DEPARTMENT OF HEALTH AND HUMAN SERVICES			4	100%	4



# COVID-19: testing by laboratory

Data through Mar 21, 2021 verified as of Mar 22, 2021 at 09:25 AM

Data in this report are provisional and subject to change.

The numbers in the table below represent the number of Florida and non-Florida residents for whom test results were received by the Department of Health. A person can be tested by more than one laboratory and can have both positive and negative results. **Therefore, the sum of the numbers in each column will be larger than the total number of people tested.**

Reporting lab	Inconclusive	Negative	Positive	Percent positive	Total
MD ANDERSON CANCER CENTER DI BAY AREA			4	100%	4
CVS CA9721POCT ARCADIA		4			4
FLORIDA HEART AND VASCULAR			4	100%	4
OWL NOW URGENT CARE			4	100%	4
MEDEXPRESS - NEW CASTLE, DUPONT HWY		4			4
LIFEHOPE LABS			4	100%	4
FAMILY MEDICAL CLINIC HOMESTEAD, LLC			4	100%	4
ACCESS RECOVERY SOLUTIONS LLC			4	100%	4
LPG COCONUT POINT - FAMILY/ INTERNAL MEDICINE		4			4
CVS CT718POCT ANSONIA		4			4
DISCOVERY VILLAGE AT DEERWOOD			4	100%	4
CVS NC3803POCT MOORESVILLE		4			4
MINUTECLINIC DIAG OF IND, LLC #6648		3	1	25%	4
CVS OH10893POCT PARMA		2	2	50%	4
ELIZABETH CITY HEALTH & REHABILITATION		4			4
CHILDREN'S MEDICAL GROUP		4			4
Kroger 186 - The Little Clinic Holiday Manor		3	1	25%	4
AIRPORT CLINIC			4	100%	4
Park Ridge Nursing Center		3	1	25%	4
THE OASIS ALF		4			4
BOND & STEELE CLINIC PA D/B/A BOND CLINIC PA		4			4
ManorCare Rehabilitation Center- Decatur		4			4
BROOKDALE WEST BOYNTON BEACH		4			4
APOPKA FAMILY HEALTH CENTER		3	1	25%	4
BIOREFERENCE LABORATORIES			4	100%	4
MONTANA DEPARTMENT OF PUBLIC HEALTH & HUMAN SERVICES			4	100%	4
WOMEN'S CARE FLORIDA, LLC		4			4
HENDRY/GLADES COUNTY HEALTH DEPARTMENT		3	1	25%	4
CVS IN5696POCT FORT WAYNE		4			4
WESLEY CHAPEL INTERNAL MEDICINE AND PEDIATRICS			4	100%	4
MINUTECLINIC DIAG OF IND, LLC #6472		4			4
MEDEXPRESS URGENT CARE - LEDGEWOOD		3	1	25%	4
BETTER AT HOME		4			4
GENUS DIAGNOSTICS			4	100%	4
MINUTECLINIC, LLC #5707		4			4
HEWLETT URGENT CARE, PLLC		4			4
Westminster Manor		3	1	25%	4
SOUTH FLORIDA RESEARCH ORGANIZATION			4	100%	4
BAYLOR ESOTERIC AND MOLECULAR LAB			4	100%	4
AIREVAC INTERNATIONAL		4			4
CORTLAND REGIONAL MEDICAL CENTER		4			4
GAINESVILLE PEDIATRIC ASSOCIATES		1	3	75%	4
SOUTHWESTERN REGIONAL MEDICAL CENTER - TULSA		4			4
CVS TX7288POCT DALLAS		4			4
MINUTECLINIC DIAG OF IND, LLC #10190		4			4
CORIZON HEALTH INC			4	100%	4

# COVID-19: testing by laboratory

Data through Mar 21, 2021 verified as of Mar 22, 2021 at 09:25 AM

Data in this report are provisional and subject to change.

The numbers in the table below represent the number of Florida and non-Florida residents for whom test results were received by the Department of Health. A person can be tested by more than one laboratory and can have both positive and negative results. **Therefore, the sum of the numbers in each column will be larger than the total number of people tested.**

Reporting lab	Inconclusive	Negative	Positive	Percent positive	Total
FLORIDA HOSPITAL ALTAMONTE		2	2	50%	4
RIVER CITY MEDICAL ASSOCIATES INC			4	100%	4
SOUTHLAND SUITES OF LAKE LAND			4	100%	4
BIOTEST PLASMA CENTER		4			4
WILLIAM A HINTON STATE LABORATORY INSTITUTE		1	3	75%	4
State Lab Unspecifd			4	100%	4
INVERNESS FAMILY CARE HIGH RISK PLLC			4	100%	4
MINUTE CLINIC LLC #0169		4			4
HEALTHCARE NETWORK OF SOUTHWEST FLORIDA			4	100%	4
INDUSTRY LAB DIAGNOSTIC PARTNERS			4	100%	4
RELIANT ACUTE CARE			4	100%	4
INTERMARKET FACILITY			4	100%	4
BLOOMIN BRANDS WELLNESS CENTER		3	1	25%	4
DEPARTMENT OF PATHOLOGY ROME MEMORIAL		3	1	25%	4
UNIVERSITY OF MIAMI			4	100%	4
THE RETREAT AT PORT ORANGE			4	100%	4
FLORIDA CANCER SPECIALISTS AND RESEARCH		2	2	50%	4
MERCY URGENT CARE			4	100%	4
MAILBOX DIAGNOSTICS		2	2	50%	4
ADVENTHEALTH NEW SMYRNA BEACH COMMUNITY HEALTH			4	100%	4
ASCENSION ST VINCENT'S MEDICAL CENTER		3	1	25%	4
ALVARO J DANGOND MD PA		4			4
CONSULATE HEATH CARE AT WEST ALTAMONTE			4	100%	4
Kroger 125 - The Little Clinic Castle Rock		3	1	25%	4
ORANGE COUNTY HEALTH DEPARTMENT		2	2	50%	4
ST PETE DIRECT PRIMARY CARE		2	2	50%	4
ManorCare Health Services Camp Hill		4			4
LATCHER LABORATORY OF A O FOX MEMORIAL		2	2	50%	4
RHEA MEDICAL CENTER		4			4
MEDEXPRESS URGENT CARE - TULSA, S YALE AVE		4			4
OHIO CVS STORES		3	1	25%	4
MEDEXPRESS URGENT CARE HUNTINGTON		4			4
PM PEDIATRICS OF SELDEN PLLC		4			4
MINUTECLINIC DIAGNOSTIC MED GRP OF ORA		3	1	25%	4
PANCARE HEALTH - PONCE DE LEON			4	100%	4
Kroger 339 - The Little Clinic Highlands - Bardstown Road		4			4
SOUTH FLORIDA PEDIATRIC PARTNERS			4	100%	4
MEDEXPRESS URGENT CARE - SOMERSET TOWNSHIP		4			4
MINUTECLINIC DIAG OF IND LLC #1138		3	1	25%	4
CAPE COD HOSPITAL			4	100%	4
SOUTHEASTERN REGIONAL MEDICAL CENTER			4	100%	4
CHIPOLA QUICK CARE		1	3	75%	4
MICHIGAN HEALTH CLINIC LABORATORIES		3	1	25%	4
Willowbrooke Court at Country House		4			4
UNC HOSPITAL/MCLENDON CLINICAL LABORATORIES			4	100%	4
MEDEXPRESS URGENT CARE, FAIRMONT		4			4

# COVID-19: testing by laboratory

Data through Mar 21, 2021 verified as of Mar 22, 2021 at 09:25 AM

Data in this report are provisional and subject to change.

The numbers in the table below represent the number of Florida and non-Florida residents for whom test results were received by the Department of Health. A person can be tested by more than one laboratory and can have both positive and negative results. **Therefore, the sum of the numbers in each column will be larger than the total number of people tested.**

Reporting lab	Inconclusive	Negative	Positive	Percent positive	Total
ADVENTHEALTH MEDICAL GROUP INTERNAL MEDICINE AT		1	3	75%	4
TAPESTRY TALLAHASSEE WALDEN		4			4
GILCHRIST COUNTY HEALTH DEPT			4	100%	4
JOHNNIE RUTH CLARKE LAB			4	100%	4
PINELLAS POINT NURSING AND REHAB			4	100%	4
CLINICAL LABORATORIES OF THE BUFFALO		3	1	25%	4
Metro West Nursing and Rehab			4	100%	4
REMEDY URGENT CLINIC		2	2	50%	4
REFUGE A HEALING PLACE, THE			4	100%	4
MARSHFIELD LABORATORIES			4	100%	4
LAKE MARY PEDIATRICS			4	100%	4
FISHERMEN'S HOSPITAL			4	100%	4
CVS PA1296POCT DREXEL HILL		3	1	25%	4
CVS OH2342POCT WEST CHESTER		3	1	25%	4
L3HARRIS FAMILY MEDICAL CENTER			4	100%	4
CVS PA258POCT MCKEES ROCKS		4			4
EPI			4	100%	4
VENICE URGENT CARE - GULF COAST			4	100%	4
ARCPPOINT LABS OF FORT LAUDERDALE, FL CENTRAL		1	3	75%	4
PLAINVIEW PRIMARY CARE		4			4
DERMATOLOGY SPECIALISTS OF FL - DR. JON WARD			4	100%	4
MEDEXPRESS URGENT CARE PLEASANT HILLS		3	1	25%	4
MEDEXPRESS URGENT CARE - SUMMERSVILLE, WEBSTER RD		4			4
TRIDENT BIOMETRICS		3	1	25%	4
MINUTE-CLINIC DIAGNOSTIC OF VIRGINIA,		4			4
NONA PEDIATRIC CENTER			4	100%	4
NEULIFE NEUROLOGICAL SERVICES LLC			4	100%	4
MEMORIAL HEALTHCARE SYSTEM		1	3	75%	4
Grace Rehabilitation of Vero Beach		4			4
MY WELLNESS EXPRESS			4	100%	4
MEDEXPRESS URGENT CARE - MBURG COMMONS		4			4
CVS PA5241POCT CHALFONT		4			4
HUNT CLUB MEDICAL CARE			4	100%	4
IMIC INC RESEARCH			4	100%	4
MINIUTECLINIC DIAG OF IND, LLC #6553		4			4
LIFE CARE HOME HEALTH SERVICES LLC		1	3	75%	4
CVS SC7334POCT LEXINGTON		4			4
PILGRIM PHARMACY INC		4			4
CENTRAL JERSEY URGENT CARE		4			4
Kroger 752 - The Little Clinic Central Station		3	1	25%	4
Loretto Health and Rehabilitation Center		4			4
KENTUCKY CABINET FOR HEALTH AND FAMILY SERVICES			4	100%	4
DIAGNOSTIC & MEDICAL SPECIALISTS OF GREENWICH		2	2	50%	4
NEMOURS CHILDREN'S CLINIC			4	100%	4
CVS IN3975POCT JEFFERSONVILLE		2	2	50%	4
MINUTECLINIC DIAGNOSTIC OF OHIO #2964		4			4

# COVID-19: testing by laboratory

Data through Mar 21, 2021 verified as of Mar 22, 2021 at 09:25 AM

Data in this report are provisional and subject to change.

The numbers in the table below represent the number of Florida and non-Florida residents for whom test results were received by the Department of Health. A person can be tested by more than one laboratory and can have both positive and negative results. **Therefore, the sum of the numbers in each column will be larger than the total number of people tested.**

Reporting lab	Inconclusive	Negative	Positive	Percent positive	Total
CAREATC, INC.			4	100%	4
OPTUM OF RED ROAD		4			4
OKLAHOMA STATE UNIVERSITY DIAGNOSTIC LAB			4	100%	4
SIGNATURE CARE EMERGENCY CENTER		2	2	50%	4
SHARP MEMORIAL HOSPITAL MICROBIOLOGY DEPT			4	100%	4
UNIVERSITY OF WASHINGTON MEDICAL CENTER (UWMC) EMERGENCY DEPT.			4	100%	4
Bethany Health and Rehab		4			4
AHC of Mckenzie		4			4
CVS NJ862POCT MARLBORO		4			4
UNIVERSITY OF MIAMI STUDENT HEALTH SERVICE			4	100%	4
MEDEXPRESS URGENT CARE - MARKHAM STREE		3	1	25%	4
HOME DOCS		2	2	50%	4
PRIMECARE		2	2	50%	4
RML PHARMACY PC		4			4
PORT ORANGE NURSING & REHAB			4	100%	4
MEDICAL UNIVERSITY SC HOSPITAL			4	100%	4
BENEVA LAKES HEALTHCARE & REHAB CENTER			4	100%	4
MINUTECLINIC DIAG OF IND, LLC #8645		4			4
POWERS PEDIATRICS			4	100%	4
MEMORIAL HEALTH CARE SYSTEMS			4	100%	4
HARBOUR ISLAND PEDIATRICS LLC			4	100%	4
CVS MO10053POCT SAINT PETERS		4			4
ECC PEDIATRICS		4			4
MINUTECLINIC, LLC #1452		4			4
CVS CA8850POCT HUNTINGTON BEACH		3	1	25%	4
FLORIDA MEDICAL CLINIC -INTERNAL MED DADE CITY			4	100%	4
CVS SC4122POCT TAYLORS		4			4
COMMUNITY HEALTH CENTER OF WEST PALM BEACH			4	100%	4
MONROE URGENT CARE		3	1	25%	4
MINUTECLINIC DIAGNOSTIC OF VIRGINIA, LLC #1656		4			4
WE CARE - CARNIVAL CRUISELINE		4			4
PHYSICIANS QUALITY CARE			4	100%	4
MEDFIRST URGENT CARE			4	100%	4
MED EXPRESS URGENT CARE PC - MARYLAND		3	1	25%	4
BEECHTREE MOLECULAR LAB LLC			4	100%	4
CVS MD1515POCT LEONARDTOWN		3	1	25%	4
TMH PHYSICIAN PARTNERS SOUTHWOOD		1	3	75%	4
URGENT CARE - OCONEE		2	2	50%	4
CARE ONE PRIMARY CARE			4	100%	4
Kroger 124 - The Little Clinic University		3	1	25%	4
CLINICAL ASSOCIATES OF ORLANDO LLC		4			4
MEDEXPRESS URGENT CARE - WALDORF, CRAIN HWY		4			4
CVS MO5655POCT LIBERTY		1	3	75%	4
MINUTE CLINIC #8979		4			4
BELLIN HEALTH LAB		1	3	75%	4
CVS NV9841POCT RENO		2	2	50%	4

# COVID-19: testing by laboratory

Data through Mar 21, 2021 verified as of Mar 22, 2021 at 09:25 AM

Data in this report are provisional and subject to change.

The numbers in the table below represent the number of Florida and non-Florida residents for whom test results were received by the Department of Health. A person can be tested by more than one laboratory and can have both positive and negative results. **Therefore, the sum of the numbers in each column will be larger than the total number of people tested.**

Reporting lab	Inconclusive	Negative	Positive	Percent positive	Total
CVS OH3393POCT AURORA		3	1	25%	4
Robert Wood Johnson University Hospital		3	1	25%	4
THONOTOSASSA COMMUNITY HEALTH CENTER		1	3	75%	4
MEDEXPRESS URGENT CARE LAVALE		4			4
EXTENDICARE HEALTH & REHAB CENTER		4			4
CELEBRATION PEDIATRICS			4	100%	4
MEDEXPRESS URGENT CARE- FORT WORTH N T		4			4
BUCKINGHAM PLACE ALF		4			4
SINAI PLAZA NURSING AND REHAB CENTER			4	100%	4
IVY CREEK URGENT CARE OF ENTERPRISE			4	100%	4
EMORY UNIVERSITY HOSPITAL		1	3	75%	4
INTRACOASTAL LABS INC		4			4
WYOMING PUBLIC HEALTH LAB			4	100%	4
LIVERNE HEALTH AND REHABILITATION		4			4
CVS NJ836POCT RUNNEMEDE		4			4
Lakeside Oaks Care Center			4	100%	4
PALM BEACH CANCER INSTITUTE			4	100%	4
PRINCETON BMC LABORATORY		4			4
SONIC REFERENCE LABORATORY			4	100%	4
CVS NC5532POCT SUMMERFIELD		4			4
CULLMAN REGIONAL MEDICAL CENTER		3	1	25%	4
FHCP - ORMOND BEACH			4	100%	4
CAREWELL URGENT CARE			4	100%	4
PEACEHEALTH LABORATORIES		3	1	25%	4
CVS PA1193POCT JENKINTOWN		4			4
CVS MA2297677CV BOSTON		4			4
CLINICAL CARE CENTER, INC			4	100%	4
ACCENT PHYSICIAN SPECIALISTS PA		4			4
CVS SC2269POCT COLUMBIA		3	1	25%	4
ADVENTHEALTH MEDICAL GROUP PEDIATRICS		1	3	75%	4
Hillspring of Springboro		4			4
MINUTECLINIC, LLC, DBA MINUTECLINIC #4		4			4
VITAL CARE URGENT CARE			4	100%	4
CVS SC1540POCT MYRTLE BEACH		3	1	25%	4
UF HEALTH PATHOLOGY LABORATORIES			4	100%	4
FLORIDA HEALTH CARE PLANS STIRLING CENTER			4	100%	4
MEDEXPRESS - WILMINGTON CONCORD PIKE		3	1	25%	4
MINUTECLINIC DIAGNOSTIC MED GRP OF SAN		3	1	25%	4
CVS TX10140POCT THE WOODLANDS		4			4
PANCARE HEALTH YOUNGSTOWN			4	100%	4
HAMPTON ALF AT 24TH ROAD LLC			4	100%	4
CAREWELL 202			4	100%	4
MINUTECLINIC DIAG OF IND LLC #1367		4			4
MINUTECLINIC, LLC #07852		4			4
DTR LABS		3	1	25%	4
LEON MEDICAL CENTERS, LLC			4	100%	4

# COVID-19: testing by laboratory

Data through Mar 21, 2021 verified as of Mar 22, 2021 at 09:25 AM

Data in this report are provisional and subject to change.

The numbers in the table below represent the number of Florida and non-Florida residents for whom test results were received by the Department of Health. A person can be tested by more than one laboratory and can have both positive and negative results. **Therefore, the sum of the numbers in each column will be larger than the total number of people tested.**

Reporting lab	Inconclusive	Negative	Positive	Percent positive	Total
PHYSICIANS IMMEDIATE CARE AURORA			4	100%	4
CVS TX8387POCT AUSTIN		4			4
UNION CITY MANOR NURSING CENTER		4			4
WINCHESTER MEDICAL CENTER			4	100%	4
COMMUNITY PHYSICIANS OF NORTH PORT PA			4	100%	4
INFINITI LABS INC			4	100%	4
MEDEXPRESS URGENT CARE - WEST ST PAUL, ROBERT ST S		3	1	25%	4
SIGNATURE CARE MONTROSE		2	2	50%	4
TRUE HEALTH- HOFFNER		3	1	25%	4
MINUTECLINIC DIAGNOSTIC OF WISCONSIN, LLC		4			4
SKYLINE UROLOGY		4			4
ADVENTHEALTH MEDICALGROUP PEDIATRICS AT ORLANDO		4			4
WINDER NURSING INC DBA WINDER HEALTH CARE		4			4
H/L of West Ashley Rhabilitation and Nursing Center		4			4
GENOTOX LABORATORIES		2	2	50%	4
FAMILY MEDICINE AT WINTER PARK			4	100%	4
MINUTECLINIC OF NEVADA-2955 S FT APACH		4			4
DASCENA LABORATORY			4	100%	4
STONE CLINICAL LABORATORIES OF FL LLC		4			4
FLORENCE - HUNTSVILLE HOSPITAL URGENT CARE		3	1	25%	4
DYNACARE LABORATORIES			4	100%	4
ENCOMPASS HOME HEALTH		4			4
MEDEXPRESS URGENT CARE - MOUNTAIN HOME		3	1	25%	4
HARBORCHASE OF VILLAGES CROSSING			4	100%	4
ST. MARY'S HOSPITAL			4	100%	4
Atlanta VAMC		3	1	25%	4
DACH MAIN LAB			4	100%	4
PDL PHARMACY CORP			4	100%	4
REGIONAL MEDICAL LAB			4	100%	4
NHC HealthCare, Cookeville		3			3
EAST TENNESSEE CHILDREN'S HOSPITAL		2	1	33%	3
SENTARA NORFOLK GENERAL HOSPITAL CENTRAL LAB			3	100%	3
TAMPA		1	2	67%	3
Lakeview Village		3			3
GENDERXPRESS/PICTURE ME PERFECT IMAGING			3	100%	3
OAKS OF CLEARWATER, THE		2	1	33%	3
URGENT CARE OF THE SMOKIES			3	100%	3
TUFTS MEDICAL CENTER			3	100%	3
TIEHH BIOTERRORISM RESPONSE LAB			3	100%	3
MEDEXPRESS URGENT CARE-ARLINGTON		2	1	33%	3
ADVANCED HEART CARE OF SOUTH FLORIDA		3			3
CVS MA594POCT FALMOUTH		3			3
COOPER UNIVERSITY HOSPITAL LABORATORY		2	1	33%	3
HEALTHQUEST, INC		2	1	33%	3
OHIO HEALTH DOCTORS HOSPITAL			3	100%	3
AMI ST FRANCIS HOSPITAL LABORATORY		2	1	33%	3

# COVID-19: testing by laboratory

Data through Mar 21, 2021 verified as of Mar 22, 2021 at 09:25 AM

Data in this report are provisional and subject to change.

The numbers in the table below represent the number of Florida and non-Florida residents for whom test results were received by the Department of Health. A person can be tested by more than one laboratory and can have both positive and negative results. **Therefore, the sum of the numbers in each column will be larger than the total number of people tested.**

Reporting lab	Inconclusive	Negative	Positive	Percent positive	Total
PROPATH			3	100%	3
BOLING, STEPHANIE		3			3
ACCESS HEALTH CARE		2	1	33%	3
CVS TX8322POCT AUSTIN		3			3
CVS IL3163POCT OAK PARK		3			3
CARESPOT-WELLINGTON			3	100%	3
Chestnut Park Rehabilitation and Nursing Center		3			3
CVS MINUTE CLINIC DIAGNOSTIC MED GRP		3			3
THE OASIS BEACHSIDE		3			3
MPG JACKSONVILLE ATLANTIC BLVD		1	2	67%	3
CVS TN7144POCT BARTLETT		3			3
WALGREENS NO 19542		3			3
MEDEXPRESS URGENT CARE - WHEELING		2	1	33%	3
BRADENTON PHYSICIAN MEDICAL CENTER			3	100%	3
WELLMED AT APOLLO BEACH BLVD		1	2	67%	3
DOUGLASVILLE NURSING AND REHABILITATIO		3			3
EXCEL URGENT CARE OF NJ, LLC		1	2	67%	3
CVS MA1095POCT AMHERST		3			3
GONZALEZ MD AND ASWAD MD HEALTH SERVICES			3	100%	3
Hunterdon Medical Center Laboratory		3			3
NEW YORK STATE DEPARTMENT OF HEALTH		1	2	67%	3
SUNCOAST COMMUNITY HEALTH CENTERS INC		2	1	33%	3
COMMUNICABLE DISEASE CONTROL/PUBLIC HEALTH EMERGENCY PREPAREDNESS			3	100%	3
COLONIAL MEDICAL CENTER-EAST ORLANDO			3	100%	3
INTERNAL MEDICINE AND WOUND CARE SPECIALIST LLC		3			3
BOONES CREEK URGENT CARE		1	2	67%	3
BLACKWATER RIVER			3	100%	3
CORMEUM LAB SERVICES, LLC			3	100%	3
MEDEXPRESS URGENT CARE, CHAMBERSBURG		2	1	33%	3
DEPARTMENT OF HEALTH AND HUMAN SERVICES DIVISION OF BEHAVIORAL HEALTH		1	2	67%	3
CAREHERE LLC			3	100%	3
SOLERA SPECIALTY PHARMACY LLC		2	1	33%	3
Broadview Multi-Care Center		3			3
Cleveland Clinic Weston			3	100%	3
PEDIATRICS AND ADOLESCENT MEDICINE		2	1	33%	3
VIRTUA MEMORIAL HOSPITAL BURLINGTON COUNTY		1	2	67%	3
HEPATOLOGY DIAGNOSTIC LAB			3	100%	3
JACKSONVILLE PEDIATRICS			3	100%	3
WHITE EARTH IHS MAIN LAB		3			3
CLINICA HISPANIA			3	100%	3
SMOKY MOUNTAIN URGENT CARE AND FAMILY MEDICINE CENTER			3	100%	3
COMMUNITY MEDICAL CENTER			3	100%	3
STRINGFELLOW MEMORIAL HOSPITAL		3			3
AZALEALAND NURSING HOME		3			3
IMMERSION RESIDENTIAL LLC			3	100%	3
DOCTOR 4 U CLINIC		1	2	67%	3

# COVID-19: testing by laboratory

Data through Mar 21, 2021 verified as of Mar 22, 2021 at 09:25 AM

Data in this report are provisional and subject to change.

The numbers in the table below represent the number of Florida and non-Florida residents for whom test results were received by the Department of Health. A person can be tested by more than one laboratory and can have both positive and negative results. **Therefore, the sum of the numbers in each column will be larger than the total number of people tested.**

Reporting lab	Inconclusive	Negative	Positive	Percent positive	Total
Kroger 768 - The Little Clinic Leestown Rd		2	1	33%	3
Kroger 571 - The Little Clinic Hendersonville		1	2	67%	3
MID-FLORIDA PATHOLOGY LLC - MOBILE UNIT # 3		1	2	67%	3
HOMELAND CENTER		3			3
HIALEAH SHORES NURSING AND		2	1	33%	3
PROMPT CARE OF CENTRAL FLORIDA LLC			3	100%	3
SCHIFF CENTER FOR LIVER DISEASES		1	2	67%	3
Concordia Village of Tampa			3	100%	3
ANN STORCK CENTER INC		3			3
UNITY HEALTH AND REHABILITATION CENTER			3	100%	3
CCR OF NORTH CAROLINA, LLC		2	1	33%	3
Kroger 388 - The Little Clinic Braelinn Village		3			3
MEDEXPRESS URGENT CARE GREENSBURG		2	1	33%	3
MINUTECLINIC DIAGNOSTIC PA #3344		3			3
SUPER HEALTH PHARMACY LLC		3			3
CORNERSTONE DRUG AND GIFT INC		3			3
SCRIPPS CLINIC MEDICAL			3	100%	3
CVS NJ837POCT MARLTON		3			3
COVID PROCESSING SITE			3	100%	3
320 S TRANSIT ST		3			3
PICHARDO CLINIC, THE		1	2	67%	3
MERCY HOSPITAL			3	100%	3
CENTRAL DUPAGE HOSPITAL			3	100%	3
SURETOX LABORATORY LLC		2	1	33%	3
OPENTRONS PRL		2	1	33%	3
SANFORD MOBILE LAB			3	100%	3
APEX CLINICAL LABORATORIES INC		3			3
ALLIANCE LABS @LRMC			3	100%	3
CALLE OCHO DIALYSIS			3	100%	3
JUPITER INTERNAL MEDICINE AND ASSOCIATES			3	100%	3
CVS MO4850POCT SPRINGFIELD		3			3
ALABAMA DEPT PUBLIC HEALTH			3	100%	3
CVS PA2688POCT COLLEGEVILLE		3			3
HEALGEN SCIENTIFIC			3	100%	3
CVS IL2798POCT CHICAGO		1	2	67%	3
COMMUNITY HEALTH CENTERS INC			3	100%	3
LOCH HAVEN PEDIATRICS			3	100%	3
MINUTE-CLINIC DIAGNOSTIC OF VIRGINIA, LLC #3949		3			3
TARRANT COUNTY PUBLIC HEALTH		3			3
Bainbridge Health and Rehab		3			3
LEE MEMORIAL HOSPITAL BLOOD GAS LAB			3	100%	3
ONSLOW MEMORIAL HOSPITAL LABORATORY		3			3
MAYO		1	2	67%	3
VA PRIMARY CARE ANNEX			3	100%	3
FLORIDA LABORATORY ANALYSIS, LLC			3	100%	3
COMPLETE FAMILY CARE, LLC/UNIVERSITY OF SAINT MARY		3			3



# COVID-19: testing by laboratory

Data through Mar 21, 2021 verified as of Mar 22, 2021 at 09:25 AM

Data in this report are provisional and subject to change.

The numbers in the table below represent the number of Florida and non-Florida residents for whom test results were received by the Department of Health. A person can be tested by more than one laboratory and can have both positive and negative results. **Therefore, the sum of the numbers in each column will be larger than the total number of people tested.**

Reporting lab	Inconclusive	Negative	Positive	Percent positive	Total
GULF COAST IMMEDIATE CARE CENTER		1	2	67%	3
LIVINGSTON COUNTY DEPT OF HEALTH REPRO			3	100%	3
FAMILY FIRST PEDIATRICS			3	100%	3
HILLVIEW LABORATORY			3	100%	3
LAHEY CLINIC MEDICAL CENTER			3	100%	3
PEDIATRICS BY THE SEA JOG RD OFFICE			3	100%	3
CAPTIAL REGIONAL MEDICAL CENTER			3	100%	3
2412 LEBANON PIKE		2	1	33%	3
Good Samaritan Society - Fairfield Glade		3			3
BRANDON REGIONAL EMERGENCY CTR			3	100%	3
YATES COUNTY PUBLIC HEALTH		3			3
CVS NC7548POCT FUQUAY VARINA		2	1	33%	3
CARECENTER PHARMACY, LLC		3			3
ADVENT HEALTH MEDICAL GROUP FAMILY MEDICINE			3	100%	3
MEDFUSION		2	1	33%	3
ORLANDO AIRPORT DIALYSIS		3			3
CVS PA1657POCT YORK		2	1	33%	3
Kroger 758 - The Little Clinic Providence		3			3
CVS AZ1720POCT QUEEN CREEK		3			3
PINELLAS PARK HEALTH CENTER - PINELLAS CHD		1	2	67%	3
ESCO DRUG CO INC		3			3
US SPECIALTY LABS			3	100%	3
NC STATE LABORATORY OF PUBLIC HEALTH		3			3
FELICIDAD MEDICAL CENTER INC			3	100%	3
WINDSOR AT OCALA		2	1	33%	3
CVS MO10151POCT SPRINGFIELD		2	1	33%	3
ADVENTHEALTH SEBRING- INFECTION CONTROL DEPARTMENT			3	100%	3
STEAMBOAT EMERGENCY CENTER			3	100%	3
CVS KS676POCT LAWRENCE		2	1	33%	3
WAL-MART STORES EAST LP		2	1	33%	3
PARRISH MEDICAL CENTER-WAIVED TESTING		3			3
MEDEXPRESS URGENT CARE - FORT SMITH		3			3
KISSIMMEE URGENT CARE		3			3
PROHEALTH PRIMARY CARE - GLEN OAKS		3			3
CENTRAL JERSEY URGENT CARE OF BROWN MI		3			3
HARBORCHASE OF GAINESVILLE			3	100%	3
CVS RI326POCT NORTH SMITHFIELD		3			3
Kroger 627 - The Little Clinic Castleberry		2	1	33%	3
CVS MINUTE CLINIC DIAGNOSTIC MED GRP OF CAL		3			3
ALL4KIDZ PEDIATRICS LLC		2	1	33%	3
MINUTE CLINIC DIAGNOSTIC OF VIRGINIA, LLC #6292		3			3
CVS IL8753POCT CHICAGO		3			3
VIRGINIA DIVISION OF CONSOLIDATED LABORATORIES			3	100%	3
NYC PUBLIC HEALTH LABS			3	100%	3
IMA MEDICAL CENTER OF OVIEDO			3	100%	3
MARYLAND STATE DEPT OF HEALTH	2		1	33%	3

# COVID-19: testing by laboratory

Data through Mar 21, 2021 verified as of Mar 22, 2021 at 09:25 AM

Data in this report are provisional and subject to change.

The numbers in the table below represent the number of Florida and non-Florida residents for whom test results were received by the Department of Health. A person can be tested by more than one laboratory and can have both positive and negative results. **Therefore, the sum of the numbers in each column will be larger than the total number of people tested.**

Reporting lab	Inconclusive	Negative	Positive	Percent positive	Total
CVS NJ715POCT WAYNE		3			3
BRIGHAM AND WOMEN'S HOSPITAL			3	100%	3
SUNDALE NURSING HOME		3			3
SEMINOLE FAMILY HEALTH CENTER		3			3
DEPARTMENT OF HEALTH AND ENVIRONMENTAL CONTROL			3	100%	3
VIRGINIA DEPARTMENT OF HEALTH DIVISION OF			3	100%	3
BROOME COUNTY HEALTH DEPARTMENT		2	1	33%	3
MINUTECLINIC DIAGNOSTIC OF NORTH CARO		3			3
REGIONAL MEDICAL CENTER BAYONET POINT			3	100%	3
GUTHRIE CORNING HOSPITAL LABORATORY		3			3
FLORIDA HOSPITAL LABORATORIES		3			3
SERENADES BY SONATA		1	2	67%	3
TREASURE COAST INFECTIOUS DISEASE CONSULTANTS		1	2	67%	3
Kroger 387 - The Little Clinic Hubbards Lane		3			3
ALOHA HOME CARE LLC DBA ACCENTCARE HOME HEALTH OF		3			3
FRESENIUS KIDNEY CARE			3	100%	3
CELEBRATION PRIMARY CARE ASSOCIATES LLC		3			3
CARENOW-ATASCOCITA			3	100%	3
FLORIDA MENTOR-POINT WEST CLUSTER		3			3
Sears Coastal Nursing and Rehab		3			3
MEDEXPRESS URGENT CARE - TOPEKA, SW WANAMAKER RD		3			3
YORK HOSPITAL - LABORATORY			3	100%	3
CVS OH2486POCT NILES		1	2	67%	3
BAPTIST PRIMARY CARE, INC.		2	1	33%	3
WELLSTAR KENNESTONE HOSPITAL			3	100%	3
NHC HealthCare Anniston		3			3
OPTUM PRIMARY CARE - SILVER LAKES			3	100%	3
EAST NAPLES PEDIATRICS			3	100%	3
NORTH SHORE HOSP. INFECTION CONTROL			3	100%	3
HOPE HEALTH CARE, LLC		3			3
MEDPEDS ASSOCIATES OF SARASOTA PA		3			3
MEADOWS AT CYPRESS GARDENS, THE		3			3
EXETER HOSPITAL		3			3
EASTMAN HEALTHCARE & REHAB		3			3
MEDEXPRESS URGENT CARE-CHIPPEWA		2	1	33%	3
ST LUKES HOSPITAL LABORATORY		2	1	33%	3
MEDIC INFUSION PA		3			3
AUSTIN PUBLIC HEALTH			3	100%	3
MINNEOLA PLACE A HOMEBRIDGE COMMUNITY		3			3
NDX-CORE LAB			3	100%	3
VICAR'S LANDING NURSING HOME		2	1	33%	3
FHPG TAMPA PRIMARY CARE			3	100%	3
TMH PHYSICIAN PARTNERS BLOUNTSTOWN			3	100%	3
CVS IN6757POCT COLUMBUS		3			3
MEDEXPRESS-HOUSTON EAST FWY		1	2	67%	3
HOUSTON METHODIST HOSPITAL			3	100%	3

# COVID-19: testing by laboratory

Data through Mar 21, 2021 verified as of Mar 22, 2021 at 09:25 AM

Data in this report are provisional and subject to change.

The numbers in the table below represent the number of Florida and non-Florida residents for whom test results were received by the Department of Health. A person can be tested by more than one laboratory and can have both positive and negative results. **Therefore, the sum of the numbers in each column will be larger than the total number of people tested.**

Reporting lab	Inconclusive	Negative	Positive	Percent positive	Total
ADVENT HEALTH - CENTRAL PASCO ER			3	100%	3
CVS MA2401POCT MARSHFIELD		3			3
GREENTREE MEDICAL CENTER			3	100%	3
SUN TERRACE HEALTH CARE CENTER			3	100%	3
SCIENTIFIC LABORATORY DIVISION			3	100%	3
NASSAU COUNTY HEALTH DEPARTMENT		3			3
CARENOW-LEBANON		1	2	67%	3
COVANCE CLS			3	100%	3
LEE CONVENIENT CARE AT SUMMERLIN			3	100%	3
ERIE COUNTY PUBLIC HEALTH CLINICAL		3			3
NORTHCREST MEDICAL CENTER		1	2	67%	3
TAYLOR MANOR		1	2	67%	3
LEGACY ER AND URGENT CARE			3	100%	3
CVS PHARMACY INC DBA CVS/PHARMACY #10908		3			3
CVS M08555POCT KANSAS CITY		3			3
MARRA'S PHARMACY		3			3
BRITO MEDICAL CENTER		1	2	67%	3
VA OUTPATIENT CLINIC-NEW PORT RICHEY			3	100%	3
LUCID LABORATORY SERVICES		3			3
CVS TX2876POCT PROSPER		3			3
QUEST DIAGNOSTICS CLINICAL LABORATORIES INC		2	1	33%	3
Georgiana Health and Rehabilitation, LLC		3			3
MINUTECLINIC DIAGNOSTIC OF WISCONSIN,		3			3
TIFTON CARECONNECT URGENT CARE			3	100%	3
ALLIED PHYSICIANS GROUP PLLC		3			3
SOUTH MIAMI HOSPITAL			3	100%	3
CVS GA2279POCT SUWANEE		3			3
MARION COUNTY FIRE RESCUE		3			3
FAMILY TREE MEDICAL GROUP PA		2	1	33%	3
CVS IN6605POCT INDIANAPOLIS		2	1	33%	3
CVS SC5471POCT LEXINGTON		2	1	33%	3
CORTLAND COUNTY HEALTH DEPARTMENT		3			3
MINUTECLINIC DIAGNOSTIC OF VIRGINIA, LLC		3			3
PANCARE HEALTH - FRANKLIN CO			3	100%	3
URGENT DOC - URGENT CARE CLINIC			3	100%	3
HALIFAX HEALTH CARE FOR WOMEN		3			3
TERRACE OF ST CLOUD, THE		2	1	33%	3
BAPTIST PRIMARY CARE FERNANDINA BEACH			3	100%	3
WALGREENS #07502		3			3
Grandview Health Care Center		3			3
JS HEALTHCARE		2	1	33%	3
AKRON GENERAL MEDICAL CENTER MAIN		3			3
SOFTCELL L-FORM LABORATORIES, LLC			3	100%	3
THE PATHOLOGY LABORATORY		1	2	67%	3
NATURE COAST PRIMARY CARE LAB LLC			3	100%	3
HELIX URGENT CARE			3	100%	3

# COVID-19: testing by laboratory

Data through Mar 21, 2021 verified as of Mar 22, 2021 at 09:25 AM

Data in this report are provisional and subject to change.

The numbers in the table below represent the number of Florida and non-Florida residents for whom test results were received by the Department of Health. A person can be tested by more than one laboratory and can have both positive and negative results. **Therefore, the sum of the numbers in each column will be larger than the total number of people tested.**

Reporting lab	Inconclusive	Negative	Positive	Percent positive	Total
LINCOLN MEDICAL CENTER		3			3
CVS CA9803POCT RIVERSIDE		3			3
NEMOURS CHILDRENS PRIMARY CARE HORIZON WEST			3	100%	3
GREATER MOBILE URGENT CARE - SPRINGHILL			3	100%	3
CENTURY LINK SPORTS COMPLEX			3	100%	3
MALABAR FAMILY PRACTICE		1	2	67%	3
HARBORCHASE OF STUART			3	100%	3
PUBLIC HEALTH TRUST OF MIAMI DADE COUNTY			3	100%	3
WEST TN HEALTH MED NORTH		3			3
VELOCITY CARE			3	100%	3
CVS IL4778POCT EVANSTON		3			3
OPP HEALTH AND REHABILITATION		3			3
University Crossing		3			3
COL CROSSROAD		1	2	67%	3
CABELL HUNTINGTON HOSPITAL CLINICAL LAB			3	100%	3
LOYOLA UNIVERSITY MEDICAL CENTER LABORATORY			3	100%	3
FIRST PHYSICIANS GROUP - LORRAINE CORNERS		3			3
BAYSIDE URGENT CARE CENTER INC			3	100%	3
CLARA MAASS TRANSITIONAL CARE UNIT		3			3
SARASOTA PERSONAL MEDICINE		2	1	33%	3
ADVENTHEALTH MEDICAL GROUP PEDIATRICS AT APOPKA		3			3
AVANTE INVERNESS		1	2	67%	3
MINUTECLINIC LLC #5176			3	100%	3
Kroger 592 - The Little Clinic Alexander Plaza		2	1	33%	3
Rosedale Green		3			3
SINAI POST ACUTE NURSING AND REHAB CE		3			3
ENCOMPASS HEALTH REHABILITATION OF ALTAMONTE			3	100%	3
BARONESS ERLANGER HOSPITAL		3			3
CROSSVILLE MEDICAL GROUP		1	2	67%	3
GROVES CENTER			3	100%	3
NORTHEAST FLORIDA INTERNAL MEDICINE PA		3			3
CVS GA5637POCT VILLA RICA		3			3
BROOKDALE SENIOR LIVING			3	100%	3
Maryfield Inc. dba Pennybyrn		3			3
Marian Manor, Inc		3			3
WHOLE CHILD PEDIATRICS			3	100%	3
ST LUCIE COUNTY HEALTH DEPARTMENT		2	1	33%	3
Gracemore Nursing and Rehab		3			3
RUSSELL SAGE COLLEGE WELLNESS CENTER		3			3
MID FLORIDA CLINICAL LABORATORY		2	1	33%	3
SPRING LAKE REHABILITATION CENTER			3	100%	3
BRENTWOOD SENIOR LIVING AT ST PETE			3	100%	3
MEDEXPRESS URGENT CARE - WILKES BARRE		2	1	33%	3
UNIVERSITY OF KANSAS MEDICAL CENTER			3	100%	3
QUALITY LABORATORY SERVICE		2	1	33%	3
IOWA DEPARTMENT OF PUBLIC HEALTH			3	100%	3

# COVID-19: testing by laboratory

Data through Mar 21, 2021 verified as of Mar 22, 2021 at 09:25 AM

Data in this report are provisional and subject to change.

The numbers in the table below represent the number of Florida and non-Florida residents for whom test results were received by the Department of Health. A person can be tested by more than one laboratory and can have both positive and negative results. **Therefore, the sum of the numbers in each column will be larger than the total number of people tested.**

Reporting lab	Inconclusive	Negative	Positive	Percent positive	Total
MINUTECLINIC, LLC #05814		3			3
LIFE CARE CENTER OF SKAGIT VALLEY		3			3
GO PATH LABORATORIES			3	100%	3
WALGREENS_COCONUT CREEK		3			3
GARCIA MORALES NELSON			3	100%	3
St. Josephs Hospital		1	2	67%	3
SOUTH LAKE FAMILY HEALTH CENTER			3	100%	3
MC DIAGNOSTIC OF CONNECTICUT, PC #114		3			3
CAMPAZZI CONCIERGE MEDICAL SERVICES		2	1	33%	3
MINUTECLINIC, LLC #05891		2	1	33%	3
NEBRASKA DEPARTMENT OF HEALTH AND HUMAN SERVICES			3	100%	3
Fort Gaines Health and Rehab		3			3
JOSEPH SCHENKER MD PC		3			3
Kroger 635 - The Little Clinic Dacula		3			3
ROANE MEDICAL CENTER		2	1	33%	3
CLINICAL CARE ASSOCIATES, INC			3	100%	3
UNIVERSITY HEALTH SERVICES RIVER CAMPUS		2	1	33%	3
OLEAN GENERAL HOSPITAL		3			3
RAPID CITY RUGENT CARE			3	100%	3
NYU WINTHROP LABORATORY		3			3
CVS AZ5026POCT MESA		3			3
ADVENTHEALTH IMAGING LAKE NONA		1	2	67%	3
STARMED FAMILY & URGENT CARE			3	100%	3
LITTLE SPURS PEDIATRIC URGENT CARE		1	2	67%	3
HARBOUR'S EDGE		2	1	33%	3
NORTH NAPLES HOSPITAL RESPIRATORY THERAPY DEPARTMENT			3	100%	3
Kroger 093 - The Little Clinic Stapleton		2	1	33%	3
MED FUSION			3	100%	3
Medilodge of Montrose		3			3
PREMIER CLINICAL RESEARCH INSTITUTE INC			3	100%	3
ASPEN VALLEY HOSPITAL			3	100%	3
UHEALTH JACKSON URGENT CARE - CUTLER BAY		1	2	67%	3
CUMBERLAND MEDICAL CENTER INC		3			3
MEDEXPRESS URGENT CARE NORWIN		3			3
ORCHID COVE DAYTONA			3	100%	3
MEDEXPRESS URGENT CARE - LITTLE ROCK		2	1	33%	3
MINUTECLINIC DIAG OF IND, LLC #5369		2	1	33%	3
MEDEXPRESS URGENT CARE-CLOQUET		3			3
NEWSTAR MEDICAL LABORATORIES		3			3
FIRST CARE - MIDDLESBORO			3	100%	3
SPARROW CENTRAL LAB			3	100%	3
MIDWAY SPECIALTY CARE RX LLC		1	2	67%	3
Kroger 522 - The Little Clinic Gahanna		2	1	33%	3
BAPTIST HOSPITAL NURSING/PATIENT CARE			3	100%	3
THOMAS LANGLEY			3	100%	3
Magnolia Health and Rehab Center			3	100%	3

# COVID-19: testing by laboratory

Data through Mar 21, 2021 verified as of Mar 22, 2021 at 09:25 AM

Data in this report are provisional and subject to change.

The numbers in the table below represent the number of Florida and non-Florida residents for whom test results were received by the Department of Health. A person can be tested by more than one laboratory and can have both positive and negative results. **Therefore, the sum of the numbers in each column will be larger than the total number of people tested.**

Reporting lab	Inconclusive	Negative	Positive	Percent positive	Total
MOBIL LAB FOR ALL INC		3			3
RICHMOND CITY DEPARTMENT OF PUBLIC HEALTH			3	100%	3
BNC Medical Investors, LLC Berrien Nursing & Rehabilitation Center		3			3
SEACOAST PATHOLOGY PROFESSIONAL ASSOC		3			3
LRHS Florida Poly Tech		3			3
MONTANA PUBLIC HEALTH LAB			3	100%	3
F W HUSTON MEDICAL CENTER SENIOR LIVIN		3			3
ELITE PRIMARY CARE OF WAYCROSS			3	100%	3
ACL LABORATORIES INDUSTRIAL TOXICOLOGY			3	100%	3
MUNSON MEDICAL CENTER			3	100%	3
Kennedy University Hospital -Wash Twp L		3			3
CROWNE HEALTH CARE OF FORT PAYNE		2	1	33%	3
Village on the Green			3	100%	3
GRADY MEMORIAL HOSPITAL/MICRO			3	100%	3
WEST COCOA PHARMACY			3	100%	3
ESTERO FIRE RESCUE		3			3
Wynfield Park Health and Rehabilitation		3			3
CANOPY PEDIATRICS		3			3
SKIPPACK MEDICAL LAB			3	100%	3
MANATEE URGENT CARE LLC			3	100%	3
MEDEXPRESS URGENT CARE, HERMITAGE		1	2	67%	3
NEMOURS CHILDRENS PRIMARY CARE MAITLAND			3	100%	3
MIDDLETON PEDIATRICS			3	100%	3
MEDEXPRESS URGENT CARE- ALLISON PARK		1	2	67%	3
MARTHA A PRICE MD PA		1	2	67%	3
MEDEXPRESS URGENT CARE- COLUMBIA HEIGH		3			3
MINUTECLINIC DIAGNOSTIC OF NEW MEXICO LLC #7552		3			3
LEESBURG COMMUNITY HEALTH CENTERS			3	100%	3
BROOKDALE OAKBRIDGE		1	2	67%	3
SOUTH COUNTY MENTAL HEALTH CENTER INC			3	100%	3
CROSSROADS URGENT CARE PLLC		3			3
KAILOS GENETICS INC		1	2	67%	3
TRUE HEALTH - LAKE UNDERHILL		3			3
LEVY COUNTY DEPT. OF PUBLIC SAFETY		1	2	67%	3
ADVICE FOR OPTIMAL WELLNESS, INC			3	100%	3
MENORAH MANOR			3	100%	3
Englewood Health and Rehab			3	100%	3
GYN PATH SERVICES			3	100%	3
BETTERMED URGENT CARE			3	100%	3
HELIX MEDICAL CENTERS		1	2	67%	3
MINUTECLINIC DIAG OF IND, LLC #6483		1	2	67%	3
ADVANCED MEDICAL RESEARCH CENTER LLC			3	100%	3
CVS OH2518POCT COLUMBUS		2	1	33%	3
NASSAU COUNTY HEALTH DEPARTMENT-FERNANDINA BEACH C		3			3
TAMPA INTERNATIONAL AIRPORT			3	100%	3
ADVANCED URGENT CARE CENTER OF THE UPPER KEYS		1	2	67%	3

# COVID-19: testing by laboratory

Data through Mar 21, 2021 verified as of Mar 22, 2021 at 09:25 AM

Data in this report are provisional and subject to change.

The numbers in the table below represent the number of Florida and non-Florida residents for whom test results were received by the Department of Health. A person can be tested by more than one laboratory and can have both positive and negative results. **Therefore, the sum of the numbers in each column will be larger than the total number of people tested.**

Reporting lab	Inconclusive	Negative	Positive	Percent positive	Total
ADVENTHEALTH MEDICAL GROUP ADULT AND SENIOR HEALTH			3	100%	3
MINUTECLINIC, LLC (CLINIC 10928)		3			3
PREMIER FAMILY AND SPORTS MEDICINE		2	1	33%	3
MEDEXPRESS URGENT CARE - ANDERSON		3			3
MURFREESBORO MEDICAL CLINIC		3			3
INTERNAL MEDICINE & PEDIATRICS WELLNESS CENTER			3	100%	3
EAST SIDE CLINICAL LABORATORY		2	1	33%	3
PRISMA HEALTH MIDLANDS			3	100%	3
NEW YORK PHYSICIANS LLP		3			3
CVS MO5727POCT PLATTE CITY		3			3
ST VINCENTS AMBULATORY CARE INC		1	2	67%	3
NORTHERN LIGHT LABORATORY		1	2	67%	3
MEDEXPRESS URGENT CARE - NORTH LITTLE		2	1	33%	3
MEDEXPRESS URGENT CARE, BELLE VERNON		3			3
IAN C BOYKIN MD		2	1	33%	3
COASTAL SKIN SURGERY AND DERMATOLOGY PL		3			3
MONTEFIORE MEDICAL CENTER LABS MONTEFIORE		2	1	33%	3
MEDEXPRESS URGENT CARE - RICHMOND, W BROAD ST		3			3
DELAWARE PUBLIC HEALTH LABORATORY		1	2	67%	3
INSPIRA MEDICAL CENTER VINELAND LAB		2	1	33%	3
JOHN KNOX MANOR INC II		2	1	33%	3
COVENANT PEDIATRICS		1	2	67%	3
MEDICAL CITY DALLAS HOSPITAL			3	100%	3
LEESBURG REGIONAL MEDICAL CENTER URGENT CARE			3	100%	3
PHYSICIANS CARE INC		1	2	67%	3
CLEARWATER		2	1	33%	3
NORTHWEST FLORIDA CLINICAL LAB		1	2	67%	3
DEVANSH LAB WERKS		1	2	67%	3
SUMMIT MEDICAL GROUP - WEST ORANGE		3			3
OHIO DEPARTMENT OF HEALTH LABORATORY		2	1	33%	3
INTERCOASTAL FAMILY PRATICE		1	2	67%	3
CVS MA1006POCT BROCKTON		3			3
BAPTIST OUTPATIENT SERVICES			3	100%	3
MINUTECLINIC #788		3			3
FLORIDA GASTROENTEROLOGY ASSOCIATES PA		3			3
MARINA ISLE ASSISTED LIVING		3			3
HELIX LW UC		1	2	67%	3
MEDICAL CENTER OF CENTRAL GEORGIA			3	100%	3
ADRIANA M CASTRO MD PA		3			3
LPG PEDIATRICS AT LEHIGH ACRES		2	1	33%	3
SAVANNAH COVE		3			3
HAVEN CUSTEAD CARE CENTER			3	100%	3
PARADISE VILLA ALF INCORPORATED		3			3
CVS NM8918POCT ALBUQUERQUE		3			3
ADVANCED PEDIATRICS			3	100%	3
MEDICAL CENTER OF THE ROCKIES			3	100%	3

# COVID-19: testing by laboratory

Data through Mar 21, 2021 verified as of Mar 22, 2021 at 09:25 AM

Data in this report are provisional and subject to change.

The numbers in the table below represent the number of Florida and non-Florida residents for whom test results were received by the Department of Health. A person can be tested by more than one laboratory and can have both positive and negative results. **Therefore, the sum of the numbers in each column will be larger than the total number of people tested.**

Reporting lab	Inconclusive	Negative	Positive	Percent positive	Total
CONCENTRA - PLANTATION		3			3
MEDICAL SERVICES OF AMERICA HOME HEALTH		3			3
NORTH BROWARD HOSPITAL DISTRICT HEALTHCARE FOR THE HOMELESS			3	100%	3
ALLIANCE FOR MULTISPECIALTY RESEARCH		3			3
AFFORDABLE PRIMARY CARE LLC		3			3
Walgreens #5984		3			3
BEEBE MEDICAL CENTER LABORATORY		3			3
BROOKDALE LAKE MARY			3	100%	3
NORTH DAKOTA DEPT OF HEALTH MICROBIOLOGY		1	2	67%	3
ST. LUKE'S HOSPITAL - BETHLEHEM CAMPUS		1	2	67%	3
CTRS			3	100%	3
NORTH CAROLINA DEPT OF HEALTH & HUMAN SRVCS STATE LAB OF PUBLIC HEALTH			3	100%	3
CVS GA5622POCT DALLAS		2	1	33%	3
HEARTLAND - CHARLESTON OF HANAHAN SC,		3			3
DOCTORS OFFICE OF NEW JERSEY		3			3
BLACK STALLION WALK IN AND EXERCISE CLINICS LLC		1	2	67%	3
Greystone Health Care Center		3			3
CGH MEDICAL CENTER			3	100%	3
LAKESIDE HOSPITAL BELLE GLADE			3	100%	3
MT CARMEL PHARMACY INC		3			3
MANORCARE NURSING & REHABILITATION CENTER-NAPLES		3			3
ORLANDO REGIONAL HEALTH SERVICES		1	2	67%	3
NOVANT HEALTH PRESBYTERIAN		2	1	33%	3
MINUTE CLINIC LLC #1909		3			3
MOUNT SINAI AVENTURA DIAGNOSTIC CENTER			3	100%	3
CVS MA1845POCT WILMINGTON		2	1	33%	3
LAURELLWOOD NURSING CENTER		1	2	67%	3
24TH WEAPONS OF MASS DESTRUCTION - CIVIL SUPPORT		3			3
FLORIDA HOSPITAL PHYSICIANS GROUP		1	2	67%	3
Westside Terrace		3			3
LILY'S PROMISE AL#12775		3			3
ST. PETERSBURG PEDIATRICS- 38TH AVENUE			3	100%	3
CVS MN6811POCT PLYMOUTH		3			3
SIGNATURE CARE PFLUGERVILLE			3	100%	3
CVS PA2687POCT EXTON		3			3
LEXINGTON MEDICAL CENTER		1	2	67%	3
SISD EMPLOYEE HEALTH CLINIC			3	100%	3
WYOMING DEPT OF HEALTH			3	100%	3
EXPEDIAN URGENT CARE			3	100%	3
DOCTORS HOSPITAL RENAISSANCE			3	100%	3
PATHOLOGY REFERENCE LAB LLC			3	100%	3
SSM HEALTH ST LOUIS MICROBIOLOGY LABORATORY		1	2	67%	3
SHANDS AT LAKE SHORE LAB		1	2	67%	3
Kroger 448 - The Little Clinic Mason		3			3
FLAGLER FAMILY MEDICINE PA			3	100%	3
SOFTLAB			3	100%	3



# COVID-19: testing by laboratory

Data through Mar 21, 2021 verified as of Mar 22, 2021 at 09:25 AM

Data in this report are provisional and subject to change.

The numbers in the table below represent the number of Florida and non-Florida residents for whom test results were received by the Department of Health. A person can be tested by more than one laboratory and can have both positive and negative results. **Therefore, the sum of the numbers in each column will be larger than the total number of people tested.**

Reporting lab	Inconclusive	Negative	Positive	Percent positive	Total
FULGENT GENETICS HOUSTON		3			3
AFC URGENT CARE/FARRAGUT			3	100%	3
LB Broen Home		3			3
MEDEXPRESS URGENT CARE - BECKLEY		1	2	67%	3
ASPIRUS RIVERVIEW HOSPITAL & CLINICS INC		1	1	50%	2
CVS MA920POCT CLINTON		2			2
Colonial Manor Nursing and Rehabilitation Center		2			2
CVS AZ33POCT TEMPE		2			2
MAJESTIC GUARDIANS			2	100%	2
MEDERI CARETENDERS		1	1	50%	2
BOSTON PUBLIC HEALTH COMMISSION			2	100%	2
HEALTH AND WELLNESS URGENT CARE LLC			2	100%	2
EVERYBODY'S FAMILY CLINIC		2			2
SOUTH TAMPA AFTER HOURS CLINIC			2	100%	2
DIVERSE MEDICAL CARE LLC			2	100%	2
VALLEY MEDICAL LABORATORY			2	100%	2
RIVERVIEW MEDICAL CLINIC		2			2
FHCP ASC - ORANGE CITY			2	100%	2
VISITING PHYSICIANS OF THE TREASURE COAST LLC			2	100%	2
NATIONWIDE LABORATORY SERVICES		1	1	50%	2
MEDEXPRESS URGENT CARE-WILKINS TOWNSHIP, WILLIAM PENN HIGHWAY		2			2
MEDEXPRESS URGENT CARE - BRIDGEVILLE		2			2
TULANE MEDICAL CENTER			2	100%	2
BERGEN COUNTY SURGICAL AND ENDOSCOPY CENTER		2			2
KAISER SUNNYSIDE MEDICAL CTR LAB		2			2
Crowne Health Care of Greenville		2			2
CVS TX7156POCT RICHARDSON		2			2
AUSTIN REGIONAL CLINIC MICROBIOLOGY LAB			2	100%	2
MINUTECLINIC DIAG OF IND, LLC #6908		2			2
EXPRESS PHARMACY INC		1	1	50%	2
SPECTRUM HEALTH			2	100%	2
NORTHWELL HEALTH			2	100%	2
ARLINGTON DIALYSIS CENTER LLC		2			2
PALM WEST INTERNIST PA			2	100%	2
GALEN BAYLOR EXTENSION		2			2
SPECTRA EAST INC		1	1	50%	2
SANFORD REGIONAL HOSPITAL WORTHINGTON		2			2
SKIN WELLNESS PHYSICIANS LLC		2			2
OMEGA RESEARCH CONSULTANTS			2	100%	2
GREEN POINT RX INC DBA ALTRU CHEMISTS		2			2
PALMETTO FAMILY HEALTH CENTER			2	100%	2
GASTROENTEROLOGY ASSOCIATES			2	100%	2
Kroger 739 - The Little Clinic La Grange Road		2			2
OCALA REGIONAL KIDNEY CENTER-WEST			2	100%	2
441 URGENT CARE-MULBERRY			2	100%	2
EXPRESSCARE URGENT CARE CENTER			2	100%	2

# COVID-19: testing by laboratory

Data through Mar 21, 2021 verified as of Mar 22, 2021 at 09:25 AM

Data in this report are provisional and subject to change.

The numbers in the table below represent the number of Florida and non-Florida residents for whom test results were received by the Department of Health. A person can be tested by more than one laboratory and can have both positive and negative results. **Therefore, the sum of the numbers in each column will be larger than the total number of people tested.**

Reporting lab	Inconclusive	Negative	Positive	Percent positive	Total
HACKENSACK MERIDIAN URGENT CARE, PC		2			2
The Palms Nursing and Rehabilitation		1	1	50%	2
SCIENTIFIC LABORATORY COMPANY		2			2
MIDLAND MEMORIAL HOSPITAL			2	100%	2
Chatham Nursing and Rehab Center		2			2
Virginia Gay Nursing and Rehab		2			2
PATIENT FIRST MEDICAL CENTER-CARYTOWN			2	100%	2
SIGNAL DIAGNOSTICS DBA FLOWHEALTH LABS			2	100%	2
SPRINGHILL SENIOR RESIDENCE		2			2
CALIFORNIA DIVISION OF COMMUNICABLE DISEASE CONTROL			2	100%	2
DAYTON CHILDRENS HOSPITAL LAB			2	100%	2
VA SALT LAKE CITY HCS		2			2
SOUTHERN BREEZE HEALTHCARE		1	1	50%	2
STEWART ST ELIZABETH MEDICAL CENTER			2	100%	2
DOCTORS MEDICAL CTR OF WALTON COUNTY			2	100%	2
BOSTON MEDICAL CENTER			2	100%	2
FLORIDA COMMUNITY HEALTH CENTERS, INC.			2	100%	2
NLC LABS			2	100%	2
TMH PHYSICIAN PARTNERS MONTICELLO		1	1	50%	2
BEAUFORT MEMORIAL			2	100%	2
CROSSROADS			2	100%	2
NORTH DAKOTA VETERANS HOME		2			2
HOLY FAMILY MEDICAL CENTER		1	1	50%	2
NORTH MCALLEN PEDIATRIC CENTER			2	100%	2
Providence of Sparta Health and Rehabilitation		2			2
HARRINGTON PARK HEALTH AND REHAB		2			2
Edinboro Manor		2			2
FLORIDA DEPARTMENT OF HEALTH (FDOH)			2	100%	2
UVA HEALTH SYSTEM MEDICAL LABORATORIES			2	100%	2
SOUTHEAST GEORGIA HEALTH SYSTEM			2	100%	2
Iron County Medical Care Facility		2			2
MIAMI DADE MEDICAL RESEARCH INSTITUTE			2	100%	2
Manor At Perrysburg		2			2
CVS MA2125POCT NATICK		1	1	50%	2
CONWAY MEDICAL CENTER			2	100%	2
MINUTECLINIC DIAGNOSTIC, PA #10252		2			2
NEW YORK CITY CENTRAL COVID			2	100%	2
COX HEALTH SOUTH LAB		1	1	50%	2
ROUTE 16 PHARMACY LLC DBA HOLLAND PHAR		2			2
MEDEXPRESS URGENT CARE - BROOKHAVEN		2			2
MAIN STREET MEDICAL CENTERS		2			2
BAYLOR COLLEGE OF MEDICINE			2	100%	2
RAJ K PAI MD PA			2	100%	2
Covington Care Nursing and Rehabilitation		2			2
UNIVERSITY OF ILLINOIS HOSPITAL			2	100%	2
MEMORIAL HERMANN			2	100%	2

# COVID-19: testing by laboratory

Data through Mar 21, 2021 verified as of Mar 22, 2021 at 09:25 AM

Data in this report are provisional and subject to change.

The numbers in the table below represent the number of Florida and non-Florida residents for whom test results were received by the Department of Health. A person can be tested by more than one laboratory and can have both positive and negative results. **Therefore, the sum of the numbers in each column will be larger than the total number of people tested.**

Reporting lab	Inconclusive	Negative	Positive	Percent positive	Total
SOUTHERN TENNESSEE MEDICAL CENTER			2	100%	2
CITRUS PARK			2	100%	2
SUNBRIDGE CARE & REHAB FOR DECATUR		2			2
APPLECARE VALDOSTA			2	100%	2
UNITED MEMORIAL MEDICAL CENTER			2	100%	2
ACCESS 365 URGENT CARE LLC			2	100%	2
BROOKS -TLC HOSPITAL SYSTEM			2	100%	2
Heartland Healthcare Center Boca Raton			2	100%	2
WALGREENS #15495		1	1	50%	2
CVS SC7567POCT BOILING SPRINGS		1	1	50%	2
FL DEPT OF HEALTH MARION COUNTY MOBILE HEALTH UNIT			2	100%	2
WyndRidge Health & Rehabilitation		2			2
STARLING AT SAN JOSE			2	100%	2
ELMHURST MEMORIAL HOSPITAL			2	100%	2
URGENT CARE AND SURGERY CENTER			2	100%	2
LEXINGTON PLACE			2	100%	2
SOMA MEDICAL CENTER PA #3 PALOMINO			2	100%	2
CARTER BLOOD CARE			2	100%	2
KIDSVILLE PEDIATRICS IV PA		1	1	50%	2
JOHN D. ARCHBOLD MEM. HOSPITAL			2	100%	2
Kroger 096 - The Little Clinic Orchard and Holly		2			2
MED-LAKE LABORATORY, LLC			2	100%	2
CARELINE PHARMACY AND HEALTHCARE SERVICES		1	1	50%	2
FLORIDA MEDICAL CLINIC, LLC			2	100%	2
PM PEDIATRICS OF BAYSIDE PLLC - HOPEWELL JUNCTION		2			2
MIDWAY PRIMARY CARE LLC		2			2
MEDEXPRESS URGENT CARE - OMAHA N 72 ST		2			2
VILLAGES HEALTH SYSTEM, LLC, THE			2	100%	2
VAULT HEALTH			2	100%	2
RICHICHI FAMILY HEALTH			2	100%	2
HEALTH PARTNERS REGIONAL HOSPITAL			2	100%	2
CARTERSVILLE MEDICAL CENTER			2	100%	2
QUEST DIAGNOSTICS INCORPORATED			2	100%	2
ROCKEFELLER UNIVERSITY CLINICAL GENOMICS LABORATOR		2			2
CVS NV5286POCT HENDERSON		2			2
MERCY CONVENIENT CARE			2	100%	2
THE WINDSOR ORTEGA		2			2
TENNESSEE DEPARTMENT OF HEALTH (TDH) - REGIONAL LABORATORY			2	100%	2
MEDEXPRESS URGENT CARE - MARTINSVILLE		2			2
Manor Care-Kingston Court of York PA, LLC		2			2
POMERENE HOSPITAL			2	100%	2
Kroger 477 - The Little Clinic Fort Mitchell		2			2
OAKMONT EAST- GREENVILLE SC, LLC		2			2
WOMENS CARE FLORIDA LLC-LABORATORY		2			2
MEDEXPRESS URGENT CARE - BENTON		2			2
CVS IN8669POCT INDIANAPOLIS		2			2

# COVID-19: testing by laboratory

Data through Mar 21, 2021 verified as of Mar 22, 2021 at 09:25 AM

Data in this report are provisional and subject to change.

The numbers in the table below represent the number of Florida and non-Florida residents for whom test results were received by the Department of Health. A person can be tested by more than one laboratory and can have both positive and negative results. **Therefore, the sum of the numbers in each column will be larger than the total number of people tested.**

Reporting lab	Inconclusive	Negative	Positive	Percent positive	Total
HELIX DIAGNOSTIX			2	100%	2
ADVENT HEALTH MEDICAL GROUP		2			2
NEIGHBORCARE PHARMACY SERVICES		2			2
MEDEXPRESS URGENT CARE - SPRINGDALE, S 40TH STREET		2			2
JACKSON LABORATORY OF GENOMIC MEDICINE		2			2
LIFETIME FAMILY URGENT CARE			2	100%	2
ACCESS MEDICAL GROUP OF FLORIDA CITY			2	100%	2
ADVENTHEALTH IMAGING PARTIN SETTLEMENT			2	100%	2
BOND COMMUNITY HEALTH CENTER			2	100%	2
CHESTERFIELD HEALTHCARE GROUP, INC		2			2
CITRUS HEALTH NETWORK INC			2	100%	2
METROHEALTH SYSTEM			2	100%	2
MARTIN MEDICAL CENTER INC		1	1	50%	2
PREMIER PEDIATRICS LLC			2	100%	2
HEALTH FIRST MEDICAL GROUP			2	100%	2
VA OUTPATIENT PHARMACY			2	100%	2
CLINICAL REFERENCE LABORATORY, INC		2			2
The Grand Rehabilitation & Nursing Utica		2			2
NORTHSIDE HOSPITAL D/B/A ARTHRITIS		2			2
University Center East			2	100%	2
CHEROKEE COUNTY HEALTH AND REHAB CENTER		2			2
PINELLAS CHD - CLEARWATER		1	1	50%	2
NOVA SOUTHEASTERN UNIVERSITY - STUDENT MEDICAL CTR			2	100%	2
KJ MEDICAL PRACTICE PC		2			2
BROOKDALE PALM BEACH GARDENS			2	100%	2
USCG ABBOTT BINAXNOW		1	1	50%	2
MAWD PATHOLOGY GROUP			2	100%	2
Alden Des Plaines			2	100%	2
FLORIDA KEYS PED & ADOLES CTR			2	100%	2
UWMC MONTLAKE DEPT OF LAB MED			2	100%	2
SOUTHERN SURGICAL ARTS		2			2
PENSACOLA MEDICAL CLINIC LLC			2	100%	2
GULF COAST MEDICAL CENTER RESPIRATORY CARE			2	100%	2
ASHLEY PEDIATRICS			2	100%	2
Elba Nursing and Rehabilitation Center, LLC		2			2
ORMOND BEACH URGENT CARE			2	100%	2
Timber Ridge Health Care Center			2	100%	2
FLORIDA SCHOOL FOR THE DEAF & BLIND			2	100%	2
GENETIC ASSAYS INC			2	100%	2
Walgreens #9278		2			2
Jacob's Creek Nursing and Rehabilitation Center		2			2
MILFORD REGIONAL HOSPITAL			2	100%	2
SUNSHINE PHARMACY		2			2
PPD CLINICAL RESEARCH UNIT			2	100%	2
WELL HEALTH LABS			2	100%	2
EASTLAKE MEDICAL CENTER		2			2

# COVID-19: testing by laboratory

Data through Mar 21, 2021 verified as of Mar 22, 2021 at 09:25 AM

Data in this report are provisional and subject to change.

The numbers in the table below represent the number of Florida and non-Florida residents for whom test results were received by the Department of Health. A person can be tested by more than one laboratory and can have both positive and negative results. **Therefore, the sum of the numbers in each column will be larger than the total number of people tested.**

Reporting lab	Inconclusive	Negative	Positive	Percent positive	Total
UNIVERSITY COMMUNITY HEALTH SERVICES		1	1	50%	2
PALM CITY NURSING AND REHAB CENTER			2	100%	2
MINUTECLINIC DIAG OF IND, LLC #6250		2			2
HCR MANOR CARE SERVICES OF FLORIDA III INC		2			2
WALGREENS #05477		2			2
RAINY LAKE MEDICAL CENTER			2	100%	2
CVS CT288POCT BRISTOL		2			2
JUST BELIEVE RECOVERY CENTER			2	100%	2
MEMORIAL HEALTH UNIVERSITY MEDICAL CENTER			2	100%	2
RRMC CREEKSIDE LAB		2			2
PM PEDIATRICS OF SELDEN, PLLC		2			2
BRANDYWYNE HEALTH CARE CENTER			2	100%	2
PALM BAY COMMUNITY OUTPATIENT CLINIC		2			2
DALLAS VA MEDICAL CENTER - VA NORTH TEXAS HEALTH CARE SYSTEM			2	100%	2
LAWRENCE GENERAL HOSPITAL			2	100%	2
DOCTOR'S IN-HOUSE LAB/COMMUNITY HEALTH CENTERS OF PINELLAS - JOHNNIE R			2	100%	2
MERCY HEALTH LAB		1	1	50%	2
RIVERSIDE METHODIST HOSPITAL LAB			2	100%	2
SUNCOAST BLOOD BANK			2	100%	2
UC CORAL GABLES			2	100%	2
Van Wert Manor		2			2
NEBRASKA MEDICAL CENTER			2	100%	2
MEDEXPRESS URGENT CARE, HANOVER		2			2
ASSOCIATES IN UROGYNECOLOGY MD LLC		2			2
TWIN LAKES REHAB & HEALTHCARE		2			2
LIFT HEALTH		2			2
ATLANTIC DIAGNOSTICS			2	100%	2
Beth Shalom Home of Eastern Virginia		1	1	50%	2
MARYWOOD NURSING CARE CENTER		2			2
MORRISTOWN MEMORIAL HOSPITAL		2			2
DEPT OF HEALTH			2	100%	2
NEW BRIDGE MEDICAL CENTER		2			2
SUMMERFIELD RETIREMENT LIVING, INC			2	100%	2
BAPTIST HEALTH SURGERY CENTER AT NORTHPOINT			2	100%	2
MAURY REGIONAL MEDICAL CENTER		2			2
ATLAS GENOMICS			2	100%	2
EXCEPTIONAL EMERGENCY CENTER - AMARILLO			2	100%	2
CVS MA137POCT QUINCY		2			2
BLUEWATER TOXICOLOGY			2	100%	2
MAYO CLINIC GROUP PRACTICE LABORATORY			2	100%	2
Lebanon VAMC		1	1	50%	2
UHEALTH CORAL SPRINGS			2	100%	2
FLORIDA MEDICAL CLINIC IM LUTz			2	100%	2
MEDEXPRESS URGENT CARE - LINCOLN N 26T		2			2
BAYSHORE MEDICAL CENTER			2	100%	2
AFC/DOCTORS EXPRESS NORTH BERGEN		2			2

# COVID-19: testing by laboratory

Data through Mar 21, 2021 verified as of Mar 22, 2021 at 09:25 AM

Data in this report are provisional and subject to change.

The numbers in the table below represent the number of Florida and non-Florida residents for whom test results were received by the Department of Health. A person can be tested by more than one laboratory and can have both positive and negative results. **Therefore, the sum of the numbers in each column will be larger than the total number of people tested.**

Reporting lab	Inconclusive	Negative	Positive	Percent positive	Total
LEGACY LABORATORY SERVICES			2	100%	2
WHITESANDS OUTPATIENT TREATMENT		2			2
ATVIVO LLC		2			2
WESTMINSTER SUNCOAST			2	100%	2
CROSTOWN PHARMACY		2			2
LABCORP OF AMERICA HOLDINGS		1	1	50%	2
WELLNESS MEDICAL CLINIC			2	100%	2
THE EDGEWATER AND WATERMAN VILLAGE			2	100%	2
PT&J REHAB LLC		1	1	50%	2
BAPTIST HEALTHCARE - LAKEVIEW CENTER INC		2			2
LIFELINK OF FLORIDA		1	1	50%	2
DASCENA LAB			2	100%	2
CVS MO8581POCT BLUE SPRINGS		1	1	50%	2
NATIONAL JEWISH HEALTH			2	100%	2
KANSAS CITY VA MEDICAL CENTER			2	100%	2
CLEVELAND CLINIC IMAGING			2	100%	2
DUKE HEALTH REGIONAL HOSPITAL			2	100%	2
MEDAILLE COLLEGE WELLNESS CENTER		2			2
BIOMAT USA			2	100%	2
The Suites at Western Home Communities		2			2
MEDEXPRESS URGENT CARE - CEDAR KNOLLS		2			2
WARE EXPRESS CARE			2	100%	2
MEDEXPRESS URGENT CARE-SALINA, S 9TH ST		2			2
MAYO CLINIC BEACHES PRIMARY CARE CTR		2			2
STOP URGENT CARE			2	100%	2
MEDEXPRESS URGENT CARE - RUNNEMEDE		1	1	50%	2
THE CLUB AT BOYNTON BEACH, LLC			2	100%	2
WillowBrooke Court at Southampton Estates		2			2
IN AND OUT URGENT CARE			2	100%	2
FLORIDA PRIMARY CARE CENTER PA		2			2
MD NOW URGENT CARE CENTER INC.			2	100%	2
PTC LABORATORIES			2	100%	2
LAKE BALDWIN			2	100%	2
JULIE STAATS DO		2			2
COMPLETE HEALTH MEDICAL CENTER			2	100%	2
ADVANCE FAMILY PRACTICE LLC			2	100%	2
MEMORIAL HERMANN CONSOLIDATED LABORATORY SERVICES			2	100%	2
NORTHEAST FLORIDA HEALTH SERVICES, INC DBA FAMILY HEALTH SOURCE			2	100%	2
UTMB PATHOLOGY CLINICAL SERVICES LABORATORY			2	100%	2
ST. ELIZABETH HEALTHCARE			2	100%	2
SPRINGS MEDICAL LAB		1	1	50%	2
JMC TALLAHASSEE, LLC			2	100%	2
ST. MARY'S MEDICAL CENTER EVANSVILLE, INC			2	100%	2
DEKALB MEDICAL CENTER LABORATORY			2	100%	2
JORDAN VALLEY MEDICAL CENTER			2	100%	2
CVS OH3329POCT LAKEWOOD		2			2

# COVID-19: testing by laboratory

Data through Mar 21, 2021 verified as of Mar 22, 2021 at 09:25 AM

Data in this report are provisional and subject to change.

The numbers in the table below represent the number of Florida and non-Florida residents for whom test results were received by the Department of Health. A person can be tested by more than one laboratory and can have both positive and negative results. **Therefore, the sum of the numbers in each column will be larger than the total number of people tested.**

Reporting lab	Inconclusive	Negative	Positive	Percent positive	Total
CATSKILL REGIONAL MEDICAL CENTER		2			2
MANSFIELD MEDICAL LODGE			2	100%	2
VALLEY BAPTIST MEDICAL CENTER: BROWNSVILLE			2	100%	2
HUMC		1	1	50%	2
JUPITER PEDIATRIC ASSOCIATES, PA		1	1	50%	2
LINIL VISITING NURSES, INC		2			2
PRIMACARE MEDICAL LAKEWOOD			2	100%	2
PEACEHEALTH CENTRAL		2			2
PRONTO URGENT CARE			2	100%	2
MINUTECLINIC #1773		2			2
CVS NH6596POCT HAMPTON		2			2
MEDEXPRESS URGENT CARE - JEANNETTE		2			2
FLORIDA CLINICAL LABORATORY INC			2	100%	2
MEDEXPRESS - WILMINGTON KIRKWOOD HIGHWAY		2			2
DURAND SENIOR CARE & REHAB CENTER		2			2
SWEETWATER NURSING CENTER		2			2
CQUENTIA NGS, LLC			2	100%	2
BAYCARE OUTREACH LAB WH SOUTH			2	100%	2
TGH Brandon Healthplex Laboratory			2	100%	2
NYUMC CLINICAL LABORATORIES			2	100%	2
NEWTON MEMORIAL HOSPITAL		2			2
CDK LIBERTY ENTERPRISES, LLC		2			2
RAPID MEDLAB (004MO)		2			2
Medilodge of Monroe		2			2
MAGNOLIA ADULT, LLC			2	100%	2
Kroger 853 - The Little Clinic East Broad Street		2			2
MAYO CLINIC COUMADIN CLINIC LABORATORY		1	1	50%	2
HPH HOME CARE		1	1	50%	2
ST JOHN'S RIVERSIDE HOSPITAL		2			2
AYASS BIOSCIENCE LLC			2	100%	2
FAMILY CARE SPECIALISTS OF ORLANDO			2	100%	2
Good Samaritan Society Waukon		2			2
MEDEXPRESS URGENT CARE - ROSS TOWNSHIP		2			2
ENVOY OF FORK UNION, LLC DBA ENVOY AT THE VILLAGE		2			2
DRR JMC URGENT CARE DONALD ROSS			2	100%	2
SKR MEDICAL ADVISORS		2			2
SCDHEC BUREAU OF LABORATORIES			2	100%	2
Kroger 647 - The Little Clinic Newnan Crossings		1	1	50%	2
NEMOURS CHILDREN'S PRIMARY CARE OF VERO BEACH			2	100%	2
RAPID RESULT CORP LLC		1	1	50%	2
BUFFALO CROSSINGS HEALTHCARE AND REHABILITATION CENTER			2	100%	2
WURLAND NURSING AND REHABILITATION, L		2			2
CVS MA969POCT PALMER		2			2
RIGHT AT HOME			2	100%	2
LAB CORP OF AMER SAN DIEGO			2	100%	2
VISTACARE PHARMACY I		2			2

# COVID-19: testing by laboratory

Data through Mar 21, 2021 verified as of Mar 22, 2021 at 09:25 AM

Data in this report are provisional and subject to change.

The numbers in the table below represent the number of Florida and non-Florida residents for whom test results were received by the Department of Health. A person can be tested by more than one laboratory and can have both positive and negative results. **Therefore, the sum of the numbers in each column will be larger than the total number of people tested.**

Reporting lab	Inconclusive	Negative	Positive	Percent positive	Total
CVS IL7017POCT BLOOMINGTON		2			2
CLEAR LAKE REGIONAL MEDICAL CENTER			2	100%	2
Church Creek SNF			2	100%	2
PEACE RIVER MEDICAL CENTER		2			2
BAYLOR SCOTT & WHITE COMPREHENSIVE WOUND			2	100%	2
CVS OH4301POCT NORTHFIELD		2			2
OAKMONT WEST- GREENVILLE SC		2			2
EMERALD TRACE		2			2
SYNEOS HEALTH			2	100%	2
DR. G'S URGENT CARE			2	100%	2
Eagle Health and Rehabilitation		2			2
CVS IN6608POCT NEW PALESTINE			2	100%	2
LIFESPRING COMMUNITY HEALTH		2			2
HAPPY KIDZ PEDIATRICS PL		1	1	50%	2
HERNANDO CHILDREN'S			2	100%	2
MEDICAL ASSOCIATES OF BREVARD DR S VYAS			2	100%	2
CVS MINUTE CLINIC #5836		2			2
ALVERNO CLINICAL LABORATORIES			2	100%	2
Walgreens #12427		1	1	50%	2
THE DOCTOR'S OFFICE OF WEST CALDWELL		2			2
BROOKDALE ALTAMONTE SPRINGS			2	100%	2
NORTH OKALOOSA PHYSICIAN GRP - WALK IN CLINIC			2	100%	2
CHIEFLAND MEDICAL CENTER LLC			2	100%	2
HOCHBERG LOWER SCHOOL		2			2
PALMS OF FT MYERS,THE			2	100%	2
SUNNYSIDE MANOR		2			2
MISSION HOSPITAL REGIONAL MEDICAL CENTER			2	100%	2
PHOEBE BERKS HEALTH CARE CENTER		2			2
Robert Cranfield			2	100%	2
SOUTHCARE PHARMACY INC			2	100%	2
CVS TX7675POCT RED OAK			2	100%	2
Manorcare Health Services West Reading North		2			2
HANOVER ENDOSCOPY CENTER		2			2
Kroger 400 - The Little Clinic Hartley Bridge Rd		1	1	50%	2
Bedford Care Center of Hattiesburg		2			2
AHC PARIS		2			2
Jersey City Medical Center		2			2
TEXAS REGIONAL ASTHMA & ALLERGY CENTER			2	100%	2
MELBOURNE URGENT CARE			2	100%	2
IM&P WELLNES CENTER			2	100%	2
CIGNA GATEWAY			2	100%	2
Stillwater Healthcare		2			2
AMEDISYS HOME HEALTH OF GREENVILLE			2	100%	2
FLORIDA DEPARTMENT OF HEALTH PINELLAS COUNTY-			2	100%	2
MEMORIAL SLOAN KETTERING CANCER CENTER		1	1	50%	2
INTEGRITY CLINICAL RESEARCH CENTER INC		1	1	50%	2



# COVID-19: testing by laboratory

Data through Mar 21, 2021 verified as of Mar 22, 2021 at 09:25 AM

Data in this report are provisional and subject to change.

The numbers in the table below represent the number of Florida and non-Florida residents for whom test results were received by the Department of Health. A person can be tested by more than one laboratory and can have both positive and negative results. **Therefore, the sum of the numbers in each column will be larger than the total number of people tested.**

Reporting lab	Inconclusive	Negative	Positive	Percent positive	Total
The Friendly Home		2			2
VALUE DRUGS BRONXVILLE INC		2			2
MINUTECLINIC DIAGNOSTIC OF PA LLC		2			2
Cedar Valley Nursing & Rehab Center		2			2
CENTRAL ARKANSAS VETERANS HEALTHCARE SYSTEM - VETERANS AFFAIRS			2	100%	2
STUDENT HEALTH SERVICES			2	100%	2
MADISON HOSPITAL LABORATORY			2	100%	2
MEDICAL CENTER LABORATORY			2	100%	2
WILSON MEMORIAL HOSPITAL			2	100%	2
COASTAL MEDICAL LAB			2	100%	2
INSPIRE HEALTHCARE CENTER			2	100%	2
Kroger 550 - The Little Clinic Bellevue		2			2
OPTUM PRIMARY CARE		1	1	50%	2
ADVANTA ANALYTICAL LABORATORIES			2	100%	2
MEASE COUNTRYSIDE HOSPITAL CARDIAC REH			2	100%	2
FIRST PREVENTION AND DIALYSIS CENTER LLC			2	100%	2
HAMILTON CHD		2			2
MEDSTAR HARBOR HOSPITAL			2	100%	2
CRUC CMCH-COVID-19		2			2
ADVENTIST HINSDALE HOSPITAL LABORATORY			2	100%	2
GOLDSTEIN			2	100%	2
ORLANDO HEALTH PHYSICIAN GROUP			2	100%	2
YOUTH AND YOU, INC		2			2
MEMORIAL HOSPITAL OF SOUTH BEND			2	100%	2
FLORIDA MEDICAL CENTER			2	100%	2
SPRING HILL REGIONAL HOSPITAL			2	100%	2
ADVANCED MEDICAL CARE			2	100%	2
Waycross Health and Rehabilitation		2			2
JOHNSON CITY MEDICAL CENTER		1	1	50%	2
Kings County Hospital Center			2	100%	2
MCLAREN REGIONAL MEDICAL CENTER			2	100%	2
CVS TX3292POCT WYLIE		2			2
CVS SC2497POCT LEXINGTON		2			2
BAY CORRECTIONAL AND REHABILITATION FACILITY			2	100%	2
JACKSONVILLE VA OPC			2	100%	2
CVS OH4300POCT STRONGSVILLE		2			2
CSS- TWELVE OAKS			2	100%	2
CREATIVE HEALTH CENTER			2	100%	2
MEDEXPRESS URGENT CARE-SELINGSGROVE		2			2
Iowa Veterans Home		2			2
ADVENT HEALTH CENTRAL TEXAS		1	1	50%	2
MEDEXPRESS URGENT CARE-MT PLEASANT		1	1	50%	2
ACN PHYSICIANS GROUP CORP			2	100%	2
CPL LABS			2	100%	2
Parkridge Specialty Care		2			2
AFC URGENT CARE GUNBARREL			2	100%	2

# COVID-19: testing by laboratory

Data through Mar 21, 2021 verified as of Mar 22, 2021 at 09:25 AM

Data in this report are provisional and subject to change.

The numbers in the table below represent the number of Florida and non-Florida residents for whom test results were received by the Department of Health. A person can be tested by more than one laboratory and can have both positive and negative results. **Therefore, the sum of the numbers in each column will be larger than the total number of people tested.**

Reporting lab	Inconclusive	Negative	Positive	Percent positive	Total
PRECISION CLINICAL RESEARCH			2	100%	2
MOUNT SINAI MEDICAL CENTER OF FLORIDA, INC			2	100%	2
PRIMARY HEALTH CARE ASSOCIATES INC			2	100%	2
Life Care Center of Elyria		2			2
WISCONSIN STATE LABORATORY OF HYGIENE		1	1	50%	2
MANASOTA PEDIATRICS			2	100%	2
MEDEXPRESS URGENT CARE - LINCOLN VILLA		2			2
MEDEXPRESS URGENT CARE - WEXFORD		2			2
MEDRITE MEDICAL CARE PC		2			2
OSF SAINT FRANCIS MEDICAL CENTER			2	100%	2
Kroger 328 - The Little Clinic Henderson Road		2			2
HUMILITY OF MARY HEALTH PARTNERS			2	100%	2
ROBERTS WESLEYAN COLLEGE HEALTH CENTE		2			2
AMICUS MEDICAL CENTER LLC			2	100%	2
JEFFERSON WASHINGTON TOWNSHIP HOSPITAL		2			2
PARKRIDGE MEDICAL CENTER			2	100%	2
REGIONS HOSPITAL LABORATORY			2	100%	2
MATHER HOSPITAL			2	100%	2
Camellia Gardens		2			2
PruittHealth Lakehaven		2			2
MAGNOLIA MANOR OF COLUMBUS		2			2
BD MEDICAL SYSTEMS			2	100%	2
NEW GEN LABS			2	100%	2
BFT LAB			2	100%	2
A+ URGENT/PRIMARY CARE			2	100%	2
TMH EC NORTHEAST LABORATORY			2	100%	2
ORLANDO LUTHERAN TOWERS		1	1	50%	2
FALCON HEALTH CENTER			2	100%	2
CARE ATC SUN HYDRAULICS TALLAVAST			2	100%	2
AMERICAN RESEARCH CENTERS OF FLORIDA			2	100%	2
Kroger 745 - The Little Clinic Somerset		2			2
MEDEXPRESS URGENT CARE - EWING		2			2
Tidelands Health Rehabilitation Hospital			2	100%	2
AFC URGENT CARE CLEVELAND			2	100%	2
UW HOSPITAL AND CLINICS		1	1	50%	2
Piney Grove Nursing and Rehabilitation Center		2			2
FLORIDA MENTOR FAULKNER GROUP HOME			2	100%	2
RABI SINHA, MD		2			2
CVS OH4499POCT LYNDHURST		2			2
MINUTECLINIC DIAGNOSTIC OF OHIO #6139		2			2
New Jersey Aim At Smg		2			2
ASANTE THREE RIVERS MEDICAL CENTER LAB		2			2
ESCANDON DIAGNOSTIC CLINIC			2	100%	2
SIGNATURE CARE LEWISVILLE-EMERGENCY CENTER		1	1	50%	2
BELLIN HOSPITAL			2	100%	2
ARCPPOINT LABS OF ALTAMONTE SPRINGS			2	100%	2

# COVID-19: testing by laboratory

Data through Mar 21, 2021 verified as of Mar 22, 2021 at 09:25 AM

Data in this report are provisional and subject to change.

The numbers in the table below represent the number of Florida and non-Florida residents for whom test results were received by the Department of Health. A person can be tested by more than one laboratory and can have both positive and negative results. **Therefore, the sum of the numbers in each column will be larger than the total number of people tested.**

Reporting lab	Inconclusive	Negative	Positive	Percent positive	Total
MEMORIAL HEALTH SYSTEM		1	1	50%	2
STATE OF FLORIDA			2	100%	2
WALGREENS #13605		2			2
HAILE MEDICAL GROUP PA		2			2
BRENTWOOD AT FORE RANCH			2	100%	2
FLORIDA MEDICAL CLINIC RADIOLOGY DALE MABRY		2			2
POINT OF CARE PRIVATE HEALTH MANAGEMENT			2	100%	2
CITRUS DERMATOLOGY			2	100%	2
Granville Center	1	1			2
MINUTE CLINIC DIAGNOSTIC OF KANSAS PA		2			2
CVS PHARMACY			2	100%	2
FLORIDA MEDICAL CENTER OF CLEARWATER		2			2
PHYSICIANS MEDICAL CENTER		2			2
University Plaza Rehabilitation and Nursing			2	100%	2
MINUTECLINIC DIAGNOSTIC PA #7110		2			2
Hartwell Health and Rehabilitation		2			2
PREVENTIVE HEALTH PARTNERS I L S C		2			2
STAGES OF LIFE MEDICAL INSTITUTE			2	100%	2
Sevierville Health and Rehabilitation		2			2
FLORIDA MEDICAL CLINIC CARDIOLOGY-ZH			2	100%	2
HOLY TRINITY PHARMACY LLC		2			2
PLASMA MED RESEARCH DBA		2			2
BLOSSOMS ASSISTED LIVING 1 LLC			2	100%	2
CVS OH5457POCT POWELL		2			2
ACKERMAN CANCER CENTER		2			2
CVS NH2257POCT MANCHESTER		2			2
CHRISTUS SPOHN HOSPITAL			2	100%	2
PM PEDIATRICS OF BAYSIDE, PLLC - RIVE		2			2
CVS NV8784POCT LAS VEGAS		1	1	50%	2
FALLSBURG CHAI		2			2
St. Luke's Care Center		2			2
INTERMOUNTAIN MEDICAL CENTER			2	100%	2
BMC/JACSONVILLE		1	1	50%	2
Tuscola County Medical Care Community		2			2
TMH REHABILITATION CENTER		2			2
Kroger 596 - The Little Clinic Brentwood		2			2
DOWN HOME MEDICAL			2	100%	2
NORTH COUNTRY FAMILY HEALTH CENTER INC		2			2
NEMOURS CHILDREN'S URGENT CARE LAKE NONA			2	100%	2
NYU LANGONE HUNTINGTON MEDICAL GROUP		2			2
Greystone Nursing and Rehab, LLC			2	100%	2
CLEVELAND CLINIC FLORIDA LABORATORY			2	100%	2
DALLAS MEDICAL CENTER			2	100%	2
BLACKBAG DIGITAL HEALTH LLC		2			2
WALGREENS #06583		2			2
PUBLIC HEALTH LABORATORY	1		1	50%	2

# COVID-19: testing by laboratory

Data through Mar 21, 2021 verified as of Mar 22, 2021 at 09:25 AM

Data in this report are provisional and subject to change.

The numbers in the table below represent the number of Florida and non-Florida residents for whom test results were received by the Department of Health. A person can be tested by more than one laboratory and can have both positive and negative results. **Therefore, the sum of the numbers in each column will be larger than the total number of people tested.**

Reporting lab	Inconclusive	Negative	Positive	Percent positive	Total
AFC PHYSICIANS OF FLORIDA, PA			2	100%	2
Birchaven		2			2
AUGUSTA HEALTH SKILLED CARE			2	100%	2
CVS MA447POCT NORTHAMPTON		2			2
Kroger 667 - The Little Clinic Litchfield Park		2			2
WAKULLA URGENT CARE & DIAGNOSTIC			2	100%	2
APC PEDIATRICS			2	100%	2
OSF ST JOSEPH MEDICAL CENTER			2	100%	2
THE HOSPITAL OF PROVIDENCE EMERGENCY ROOM			2	100%	2
NORTH MANATEE HEALTH CARE CENTER			2	100%	2
RAPID URGENT CARE - ALBANY			2	100%	2
WISE HEALTH SYSTEM		1	1	50%	2
SMITH NORTHVIEW HOSPITAL LAB			2	100%	2
PM PEDIATRICS OF BAYSIDE, PLLC - MANHASSET		2			2
ONE MEDICAL GROUP		1	1	50%	2
MINUTECLINIC LLC #4449		2			2
EXCEL URGENT CARE OF PARAMUS LLC		2			2
ONTARIO COUNTY PUBLIC HEALTH		2			2
MASSENA HOSPITAL LABORATORY		2			2
First Care Living Center/Essentia Health			2	100%	2
NORTON IMMEDIATE CARE CENTER - PRESTON			2	100%	2
Great Lakes Health Center			2	100%	2
RENFREW CENTERS INC		2			2
WALKONCLINIC			2	100%	2
VA CBOC			2	100%	2
CVS AZ9290POCT PHOENIX		2			2
JOINT AMBULATORY CARE CENTER		2			2
CVS MO5724POCT KANSAS CITY		2			2
RCA LABORATORY SERVICES LLC			2	100%	2
PEDIATRICS IN NORTH FLORIDA PA			2	100%	2
Crowne Health Care of Mobile		2			2
INTERNAL MEDICINE ASSOCIATES-DUNELLON			2	100%	2
BROOKSVILLE DIALYSIS			2	100%	2
SHELL POINT HOME HEALTH			2	100%	2
BERNHARDT LABORATORIES INC			2	100%	2
Kroger 686 - The Little Clinic Farragut		2			2
AHC Forest cove		2			2
BIRMINGHAM INTERNAL MEDICINE ASSOCIATE		1	1	50%	2
MINUTECLINIC DIAGNOSTIC, PA		2			2
ManorCare Rehab Center of Marietta		2			2
ASANTE ROGUE REGIONAL MEDICAL CENTER L		2			2
SHERIDAN AT HOBE SOUND, THE			2	100%	2
Lenawee Medical Care Facility		2			2
KEATING SPORTS CENTER		2			2
Kroger 130 - The Little Clinic Colorado Springs		2			2
MAINE CENTER FOR DISEASE CONTROL AND PREVENTION			2	100%	2

# COVID-19: testing by laboratory

Data through Mar 21, 2021 verified as of Mar 22, 2021 at 09:25 AM

Data in this report are provisional and subject to change.

The numbers in the table below represent the number of Florida and non-Florida residents for whom test results were received by the Department of Health. A person can be tested by more than one laboratory and can have both positive and negative results. **Therefore, the sum of the numbers in each column will be larger than the total number of people tested.**

Reporting lab	Inconclusive	Negative	Positive	Percent positive	Total
COBLESKILL REGIONAL HOSPITAL		2			2
METHODIST MANSFIELD MEDICAL CENTER			2	100%	2
WEST FLORIDA MEDICAL ASSOCIATES, PA			2	100%	2
FASTCARE LLC			2	100%	2
SANTA ROSA COUNTY HEALTH DEPARTMENT			2	100%	2
CVS NC3514POCT STANLEY		2			2
JBSA-SAM HOUSTON			2	100%	2
RAPID MD			2	100%	2
ANDERSON COUNTY HOSPITAL			2	100%	2
CVS IN6559POCT AVON		2			2
UMHC HOLLYWOOD LABORATORY			2	100%	2
LEGACY ER & URGENT CARE - FRISCO WEST			2	100%	2
ATHENA CARE RESOURCES LLC		2			2
CVS IN6572POCT INDIANAPOLIS		2			2
DALLAS BAPTIST UNIVERSITY - HEALTH SERVICES			2	100%	2
PRIMARY CARE SERVICES AT EDGEWATER		2			2
MID-FLORIDA HEMATOLOGY AND ONCOLOGY CENTERS		2			2
CVS MA1945POCT HANOVER		2			2
SHANDS JACKSONVILLE CLINICAL CENTER		1	1	50%	2
AMERICAN MEDICAL LABORATORIES			2	100%	2
INA		1	1	50%	2
MOBILE COUNTY HEALTH DEPARTMENT		1	1	50%	2
SOUTH DAKOTA DEPARTMENT OF HEALTH		2			2
MANATEE MEMORIAL HOSPITAL CLINICAL LABORATORY			2	100%	2
BIOHEALTH MEDICAL LAB INC			2	100%	2
TEQUESTA FAMILY MEDICAL CENTER LLC			2	100%	2
CVS PA371POCT PHILADELPHIA		2			2
KIVA AT MOUNT DORA			2	100%	2
RHODE ISLAND DEPARTMENT OF HEALTH LABORATORIES			2	100%	2
CVS MA1877POCT NORTON		2			2
SHORE MEDICAL CENTER		2			2
CHAPPEL GROUP RESEARCH, THE		2			2
UT PATH			2	100%	2
MINUTECLINIC MINUTECLINIC #4978		1	1	50%	2
TRUE HEALTH INC			2	100%	2
SAFE PMC		2			2
UK HEALTHCARE			2	100%	2
LAKE SUCCESS EXTENDED CARE		2			2
ADVANCED MEDICAL OF FLORIDA			2	100%	2
GRASSY SPRAIN PHARMACY INC		2			2
WALGREENS #3811			2	100%	2
PALM COAST DIALYSIS		2			2
UNIVERSITY OF MIAMI SCCC RESEARCH LABORATORY			2	100%	2
VIRGINIA DEPT OF HEALTH OFFICE OF EPIDEMIOLOGY			2	100%	2
Alden Terrace of McHenry			2	100%	2
OUR LADY OF THE LAKE REGIONAL MEDICAL CENTER			2	100%	2

# COVID-19: testing by laboratory

Data through Mar 21, 2021 verified as of Mar 22, 2021 at 09:25 AM

Data in this report are provisional and subject to change.

The numbers in the table below represent the number of Florida and non-Florida residents for whom test results were received by the Department of Health. A person can be tested by more than one laboratory and can have both positive and negative results. **Therefore, the sum of the numbers in each column will be larger than the total number of people tested.**

Reporting lab	Inconclusive	Negative	Positive	Percent positive	Total
CERTIVIA LABORATORIES			2	100%	2
CHI MEMORIAL PRIMARY CARE ASSOCIATES-A		2			2
Imboden Creek Living Center		2			2
GRACE HEALTHCARE OF LAKE WALES		1	1	50%	2
Avanti Wellness and Rehab			2	100%	2
LABTOX LABORATORIES			2	100%	2
EXPRESS CARE WALK-IN CLINIC			2	100%	2
RIVER CITY MEDICAL ASSOCIATES, INC			2	100%	2
Jackson Health Care Facility			2	100%	2
INTERNAL MEDICINE SPECIALISTS MEDICAL GROUP, PA		2			2
CVS NJ2508POCT MANALAPAN		2			2
NORTHSIDE FAMILY MEDICINE AND URGENT CARE (EAST COBB)		2			2
PRECISION DIAGNOSTIC INC		2			2
HOME ACCESS HEALTH			2	100%	2
SOMA MEDICAL CENTER PA #3 GREENACRES			2	100%	2
HEARTLAND HOME HEALTH CARE		2			2
OELWEIN HEALTH CARE CENTER		2			2
TRINITAS REGIONAL MEDICAL CENTER		1	1	50%	2
Kroger 127 - The Little Clinic Lakewood-Alameda		2			2
CVS OH3980POCT KENT		2			2
BAPTIST HEALTH LEXINGTON			2	100%	2
BAPTIST HOSPITAL PRIMARY CARE GULF BREEZE			2	100%	2
EDGEWATER RETIREMENT MANOR			2	100%	2
ACCESS LABORATORIES LLC			2	100%	2
MEDEXPRESS URGENT CARE - EAST BRUNSWICK		2			2
EASTSIDE SPORTS COMPLEX			2	100%	2
WASHINGTON STATE DEPARTMENT OF HEALTH PUBLIC HEALTH LABORATORIES			2	100%	2
Warren Center for Rehabilitation and Nursing		2			2
JASPER MEMORIAL HOSPITAL		1	1	50%	2
Beecher Manor Nursing and Rehabilitation Center		2			2
CVS PA7132POCT THORNDALE		2			2
DELAWARE DIAGNOSTICS LABS			2	100%	2
MEDEXPRESS URGENT CARE - LAWRENCE		2			2
SYLVAN NURSING			2	100%	2
MEDEXPRESS URGENT CARE - MYLAN			2	100%	2
MASSACHUSETTS DEPARTMENT OF HEALTH			2	100%	2
STANFORD HEALTH CARE ANATOMIC PATHOLOGY & CLINICAL LAB			2	100%	2
MINUTECLINIC DIAGNOSTIC OF KANSAS, PC		2			2
BAYCARE LABORATORIES			2	100%	2
LEHIGH MEDICAL AND RESEARCH CENTER, INC			2	100%	2
VITAL CARE CLINIC, LLC			2	100%	2
MIDDLE TENN MENTAL HEALTH INSTITUTE		2			2
ST LUKES HOSPITAL			2	100%	2
MINUTECLINIC DIAGNOSTIC OF TEXAS, LLC #7435		2			2
UNIVERSITY HOSPITAL OF BROOKLYN		2			2
WEAKLEY COUNTY REHAB AND NURSING CENTER		2			2

# COVID-19: testing by laboratory

Data through Mar 21, 2021 verified as of Mar 22, 2021 at 09:25 AM

Data in this report are provisional and subject to change.

The numbers in the table below represent the number of Florida and non-Florida residents for whom test results were received by the Department of Health. A person can be tested by more than one laboratory and can have both positive and negative results. **Therefore, the sum of the numbers in each column will be larger than the total number of people tested.**

Reporting lab	Inconclusive	Negative	Positive	Percent positive	Total
ALL PEDIATRIC CARE PA			2	100%	2
MEDEXPRESS URGENT CARE - CONWAY		2			2
HEALTH EXPRESS URGENT CARE			2	100%	2
WE CARE HOME HEALTH SOLUTIONS LLC			2	100%	2
MARCO ISLAND MEDICAL CENTER			2	100%	2
Kroger 441 - The Little Clinic Middletown		2			2
MARLBORO URGENT CARE		2			2
AdventHealth Care Center Orlando North			2	100%	2
WEST COAST PEDIATRICS			2	100%	2
APALACHEE CENTER INC		2			2
CONEMAUGH MEMORIAL MEDICAL CENTER		2			2
THE CENTER FOR DISCOVERY		2			2
VELOCITY URGENT CARE			2	100%	2
LOWELL GENERAL HOSPITAL			2	100%	2
MINUTECLINIC LLC (2335)		1	1	50%	2
SPRINGFIELD HOSPITAL LABORATORY			2	100%	2
ST JOSEPH'S HOSPITAL INC			2	100%	2
SENDER RETREAT ADULT DAY CARE CENTERS			2	100%	2
APPLING NURSING & REHABILITATION PAVIL		2			2
BENEVA LAKES ASSISTED LIVING CENTER			2	100%	2
DEBORAH HEART AND LUNG CENTER		2			2
HOUSTON HEALTH DEPARTMENT - BUREAU OF LABORATORY SERVICES			2	100%	2
Lake Charles Healthcare LLC dba Landmark Lake Charles			2	100%	2
UNIVERSITY OF MISSOURI HEALTH CARE			2	100%	2
GOUVERNEUR HOSPITAL LABORATORY		2			2
LONG, SARAH		1	1	50%	2
CVS MA41POCT TAUNTON		2			2
SAWGRASS PEDIATRIC PARTNERS LLC			2	100%	2
MID AMERICA CLINICAL LABS			2	100%	2
DESERT HOSPITAL/CPHU CLINICAL LABORATORY			2	100%	2
MIDDLEBURG PEDIATRICS			2	100%	2
MINUTECLINIC DIAGNOSTIC MEDICAL		2			2
KEY WEST HMA PHYSICIAN MANAGEMENT, LLC			2	100%	2
LAKEVIEW HEALTH CARE SYSTEM LLC			2	100%	2
ROYAL CARE MEDICAL CENTER			2	100%	2
EASTERN NIAGARA HOSPITAL		2			2
CARENOW LENEXA			2	100%	2
SIMMONS			2	100%	2
THE RIM URGENT CARE			2	100%	2
PINARD HOME HEALTH SERVICES INC			2	100%	2
POMONA VALLEY COMMUNITY HOSPITAL			2	100%	2
CIMA MEDICAL CENTER		1	1	50%	2
PALOS COMMUNITY HOSPITAL LABORATORY			2	100%	2
COOK HOSPITAL AND CARE CENTER		1	1	50%	2
Good Samaritan Society-Blackduck		1	1	50%	2
AGILE URGENT CARE			2	100%	2

# COVID-19: testing by laboratory

Data through Mar 21, 2021 verified as of Mar 22, 2021 at 09:25 AM

Data in this report are provisional and subject to change.

The numbers in the table below represent the number of Florida and non-Florida residents for whom test results were received by the Department of Health. A person can be tested by more than one laboratory and can have both positive and negative results. **Therefore, the sum of the numbers in each column will be larger than the total number of people tested.**

Reporting lab	Inconclusive	Negative	Positive	Percent positive	Total
MEDEXPRESS URGENT CARE, LANCASTER WEST		1	1	50%	2
UNIVERSITY OF TEXAS AT EL PASO, THE			2	100%	2
UT AUSTIN UNIVERSITY HEALTH SERVICES			2	100%	2
SWEDISH COVENANT HOSPITAL			2	100%	2
FIRST CHOICE MEDICAL PC			2	100%	2
HOME CARE PHARMACY OF PALM COAST INC		2			2
EXPRESS CARE OF THE SHOALS		1	1	50%	2
CVS CA9606POCT TEMECULA		2			2
STARR COUNTY MEMORIAL HOSPITAL			2	100%	2
TWELVE OAKS RECOVERY CENTER			2	100%	2
Edward Hines, Jr. VA Hospital		2			2
Cortland Acres Association		2			2
CORTLAND PARK REHABILITATION AND NURSING CENTER		1	1	50%	2
GRANDVIEW COLLEGE STUDENT HEALTH CENTE		2			2
Kroger 672 - The Little Clinic Bill Kennedy & Glenwood		2			2
REELFOOT FAMILY WALK IN CLINIC - TIPT		2			2
MOORE CLINICAL RESEARCH INC			2	100%	2
CORE OCCUPATIONAL RESOURCES, LLC			2	100%	2
OAKBRIDGE TERRACE AT SAE			2	100%	2
VENETIAN GARDENS		2			2
ROCKWALL URGENT CARE			2	100%	2
VANAYER HEALTHCARE AND REHAB CENTER		2			2
THOMASVILLE REGIONAL MEDICAL CENTER		2			2
INSPIRIT SENIOR LIVING			2	100%	2
MINUTECLINIC DIAGNOSTIC OF OHIO #5060		2			2
Workmens Circle Multicare Center		2			2
Green Mountain Nursing and Rehabilitation		2			2
DELRAY BEACH HEALTH CENTER			2	100%	2
Kroger 020 - The Little Clinic Wheat Ridge		2			2
CORNERSTONE MEDICAL CARE OF BRANDON		2			2
ACCESS MEDICAL GROUP OF TAMPA II, INC		2			2
BIONIC TECHNOLOGIES CORPORATION			2	100%	2
Macon Valley Nursing and Rehabilitation Center		2			2
SARASOTA IMMEDIATE CARE			2	100%	2
OAKMONT OF UNION SC, LLC		2			2
CONCENTRA - PLANT CITY		2			2
WillowBrooke Court at Westminster Village		2			2
JRS LABORATORY			2	100%	2
HEALTH GROUP CENTER INC			2	100%	2
SOUTH BEND MEDICAL FOUNDATION			2	100%	2
MEMORIAL HOSPITAL WEST			2	100%	2
PROSPECT URGENT CARE			2	100%	2
Crestwood Nursing Center		1	1	50%	2
STATCARE URGENT AND WALK-IN			2	100%	2
POPLAR HEALTHCARE			2	100%	2
FEDERAL CORRECTIONAL INSTITUTION MARIANNA			2	100%	2



# COVID-19: testing by laboratory

Data through Mar 21, 2021 verified as of Mar 22, 2021 at 09:25 AM

Data in this report are provisional and subject to change.

The numbers in the table below represent the number of Florida and non-Florida residents for whom test results were received by the Department of Health. A person can be tested by more than one laboratory and can have both positive and negative results. **Therefore, the sum of the numbers in each column will be larger than the total number of people tested.**

Reporting lab	Inconclusive	Negative	Positive	Percent positive	Total
SHELBYVILLE HOSPITAL COMPANY		2			2
US LABS		2			2
SOUTHEASTERN INSTITUTE OF RESTORATIVE MEDICINE		1	1	50%	2
Garden Isle Healthcare and Rehabilitation Center		2			2
CHARLOTTE COUNTY HEALTH DEPARTMENT			2	100%	2
PARKLAND HEALTH & HOSPITAL			2	100%	2
107TH PLACE GROUP HOME		2			2
DNA DIAGNOSTICS CENTER		2			2
CVS IL8750POCT CHICAGO		1	1	50%	2
BAYSTATE MEDICAL CENTER		1	1	50%	2
UHEALTH CARDIOLOGY			2	100%	2
CVS IL1170POCT JOLIET		2			2
JOJAN PHARMA INC		2			2
DELRAY BEACH HEALTH DEPT LAB			2	100%	2
Holiday Retirement Home			2	100%	2
PALM MEDICAL CENTER - PLANT CITY		2			2
87TH MEDICAL GROUP – MCGUIRE AMBULATORY CARE FACILITY		2			2
NIAGARA APOTHECARY INC		2			2
CHNJ		2			2
FLORIDA DEPARTMENT OF HEALTH IN ESCAMBIA COUNTY		1	1	50%	2
MEDEXPRESS URGENT CARE - SOUTH CHARLESTON		2			2
TENNESSEE VALLEY HCS			2	100%	2
TGH URGENT CARE – WESLEY CHAPEL			2	100%	2
HELEN HAYES HOSPITAL LABORATORY		2			2
NEMOURS CHILDREN'S PRIMARY CARE THE VILLAGES		2			2
SACRED HEART HOSPITAL ON THE EMERALD			2	100%	2
ADVENTHEALTH MEDICAL GROUP FAMILY AND INTERNAL		1	1	50%	2
GERM BUSTERS 911 LLC			2	100%	2
CVS AZ5892POCT LAVERN		2			2
FRASER MEMORIAL HOSPITAL		1	1	50%	2
CATHOLIC HEALTH LABORATORY SERVICES		2			2
Luther Acres Manor		2			2
MY PHARMACY			2	100%	2
MC DIAGNOSTIC OF CONNECTICUT, PC #252		1	1	50%	2
FLORIDA DEPARTMENT OF HEALTH IN LEE COUNTY		1	1	50%	2
CITY OF NEW YORK DEPARTMENT OF HEALTH			2	100%	2
MINUTECLINIC DIAGNOSTIC OF OHIO #6192		2			2
CVS PA7611POCT ALLISON PARK		2			2
COOPER CLINIC			2	100%	2
NATHAN LITTAUER HOSPITAL LAB		2			2
DEER'S HEAD CENTER		2			2
Huntington Health Care and Rehabilitation Center		2			2
COVANCE			2	100%	2
LILY PHARMACY		2			2
CAREWELL JW - WORCESTER LNC			2	100%	2
CONCENTRA - ORLANDO SOUTH II		2			2

# COVID-19: testing by laboratory

Data through Mar 21, 2021 verified as of Mar 22, 2021 at 09:25 AM

Data in this report are provisional and subject to change.

The numbers in the table below represent the number of Florida and non-Florida residents for whom test results were received by the Department of Health. A person can be tested by more than one laboratory and can have both positive and negative results. **Therefore, the sum of the numbers in each column will be larger than the total number of people tested.**

Reporting lab	Inconclusive	Negative	Positive	Percent positive	Total
MEASE MANOR MEMORY CARE		2			2
SACRED HEART HEALTH SYSTEMS INC			2	100%	2
AZALEA HEALTH AND REHABILITATION		2			2
CHILDREN'S MEDICAL CENTER-EAST ORLANDO			2	100%	2
GIGI WOOD DAVIS DO-FAMILY MEDICINE		2			2
ADVOCATE SHERMAN HOSPITAL			2	100%	2
VALUE DRUGS GREENLAWN INC		2			2
Kroger 777 - The Little Clinic Shelbyville		1	1	50%	2
HAMILTON COUNTY HEALTH DEPARTMENT		2			2
RDX BIOSCIENCE INC			2	100%	2
TRINITY DIALYSIS			2	100%	2
UPS			2	100%	2
MEDLOGIC, LLC		2			2
TRICORE REFERENCE LABORATORY		1	1	50%	2
GOLISANO PEDIATRICS PORT CHARLOTTE HARBOR		2			2
IN & OUT URGENT CARE METAIRIE			2	100%	2
MAJESTIC OAKS			2	100%	2
SOUTHSIDE FAMILY MEDICAL		2			2
LABRADOR PRIMARY CARE CENTER			2	100%	2
HAWAII DEPARTMENT OF HEALTH			2	100%	2
MONICE DR.			2	100%	2
Delaware Court Healthcare Center		2			2
CVS SC2250POCT COLUMBIA		2			2
SELECT MEDICAL CLINIC			2	100%	2
Kroger 519 - The Little Clinic Georgesville Square		2			2
MINUTECLINIC DIAGNOSTIC OF NEVADA-9586		1	1	50%	2
Hackensack Univ Medical Center At Pasc		1	1	50%	2
CARE NOW DENTON			2	100%	2
Kroger 687 - The Little Clinic Sugar Hill		1	1	50%	2
Kroger 412 - The Little Clinic Oxford		2			2
CVS AZ7263POCT PHOENIX		2			2
GULF COAST REGIONAL MEDICAL CARE		2			2
BAPTIST HOSPITAL INTERNAL MEDICINE GULF BREEZE			2	100%	2
PANCARE HEALTH - SNEADS ELEMENTARY			2	100%	2
Walgreens #9890		2			2
Kroger 409 - The Little Clinic Hebron Marketplace		1	1	50%	2
Kroger 549 - The Little Clinic Clinton Highway		2			2
NAVAL BRANCH MEDICAL CLINIC			2	100%	2
HEALTH & REHAB CTR AT DOLPHINS VIEW, THE			2	100%	2
Buena Vista Care Center		2			2
CARE 365			2	100%	2
CROSSROADS URGENT CARE DBA URGENT TEA		2			2
NEW YORK PSYCHIATRIC INSTITUTE		2			2
INTEGRATED REGIONAL LABS			2	100%	2
THE FOUNTAIN AT BOCA CIEGA BAY		2			2
MARCO ISLAND HOSPITAL INC D/B/A		1	1	50%	2

# COVID-19: testing by laboratory

Data through Mar 21, 2021 verified as of Mar 22, 2021 at 09:25 AM

Data in this report are provisional and subject to change.

The numbers in the table below represent the number of Florida and non-Florida residents for whom test results were received by the Department of Health. A person can be tested by more than one laboratory and can have both positive and negative results. **Therefore, the sum of the numbers in each column will be larger than the total number of people tested.**

Reporting lab	Inconclusive	Negative	Positive	Percent positive	Total
Essex Center for Rehabilitation and Healthcare		2			2
INTEAM HEALTH, INC.			2	100%	2
WARD MEMORIAL HOSPITAL		2			2
MOBILE HEALTH LABS LLC			2	100%	2
UF KANAPAHA LAB BEAKER		2			2
NORTHSIDE FAMILY MEDICINE AND URGENT CARE (HOLLY SPRINGS)		2			2
TEXAS HEALTH CARE			2	100%	2
CEDARS-SINAI MEDICAL CENTER			2	100%	2
PREMIER MEDICAL LABORATORY			2	100%	2
Cottage of the Shoals		2			2
ADVENTHEALTH EAST ORLANDO EMPLOYEE CLINIC		2			2
GEISINGER MEDICAL CENTER		2			2
NEMOURS CHILDRENS PRIMARY CARE			2	100%	2
STUART SURGERY CENTER, LLC			2	100%	2
VOLUNTEERS OF AMERICA OF FLORIDA			2	100%	2
SUMMIT URGENT CARE PS			2	100%	2
KR AT COLLEGE HARBOR		2			2
MEMORIAL HERMANN HOSPITAL			2	100%	2
ASCENSION ST MICHAEL'S HOSPITAL LAB		1	1	50%	2
ILLINOIS DEPT OF PUBLIC HEALTH LABS			2	100%	2
TALLAHASSEE MEMORIAL HEALTHCARE FAMILY MED RESIDENCY			2	100%	2
PALM BEACH DIABETES & ENDOCRINE SPECIALISTS PA			2	100%	2
BAPTIST HOSPITAL OF MIAMI MCI BROWARD LABORATORY			2	100%	2
BAYCARE OUTREACH LAB			2	100%	2
VETERANS AFFAIRS MEDICAL CENTER - GREATER LOS ANGELES			2	100%	2
Advanced Rehabilitation and Healthcare of Wichita Falls		2			2
NAVAL MEDICAL CENTER			2	100%	2
ROPER HOSPITAL			2	100%	2
ST. JOSEPH REGIONAL MEDICAL CENTER			2	100%	2
EXCUSED ABSENCE PLLC		2			2
UNIVERSITY OF MARYLAND MEDICAL CENTER			2	100%	2
CVS AZ5477POCT SURPRISE		2			2
CVS OH6185POCT PICKERINGTON		2			2
CVS OH4327POCT PAINESVILLE		2			2
Walgreens #10207		2			2
MC MEDICAL			2	100%	2
GINKGO-IXLAYER		2			2
PEDIATRIC HEALTH CARE		1	1	50%	2
CVS TX5807POCT PEARLAND		2			2
CENTRAL FLORIDA FAMILY HEALTH CENTER		2			2
MINUTECLINIC, DIAGNOSTIC OF TEXAS, LLC		2			2
Kroger 619 - The Little Clinic Hendersonville Indian Lake		2			2
DOCTORS CARE OF PALM COAST			2	100%	2
COUNTRY COTTAGE		2			2
FLAGLER PROFESSIONAL HEALTH CAE SERVICES INC		2			2
COLUMBIA COTTAGE		2			2

# COVID-19: testing by laboratory

Data through Mar 21, 2021 verified as of Mar 22, 2021 at 09:25 AM

Data in this report are provisional and subject to change.

The numbers in the table below represent the number of Florida and non-Florida residents for whom test results were received by the Department of Health. A person can be tested by more than one laboratory and can have both positive and negative results. **Therefore, the sum of the numbers in each column will be larger than the total number of people tested.**

Reporting lab	Inconclusive	Negative	Positive	Percent positive	Total
ASCENSION ST VINCENT'S RIVERSIDE			2	100%	2
CVS PA4000POCT INDIANA		2			2
MEDEXPRESS URGENT CARE-BLOOMFIELD AVEN		2			2
Kroger 101 - The Little Clinic Hill Top		2			2
PREMIER MOBILE HEALTH SERVICES, LLC			2	100%	2
U OF MIAMI MILLER SCHOOL OF MEDICINE			2	100%	2
CLEARWATER PAIN MANAGEMENT ASSOCIATES			2	100%	2
STARR CITY OF ROMA COMMUNITY CENTER			2	100%	2
SANIBEL MEDICAL CLINIC			2	100%	2
LACORP		1	1	50%	2
CARESPOT URGENT CARE		1	1	50%	2
MD NOW URGENT CARE MEDICAL CENTERS INC			2	100%	2
SARASOTA MEMORIAL MEDICAL URGENT CARE CENTER			2	100%	2
Walgreens #19019		2			2
FKC AMELIA ISLAND DIALYSIS			2	100%	2
CVS TX7603POCT SAGINAW		2			2
PHYSICIANS LABORATORY SERVICES			2	100%	2
MEDEXPRESS URGENT CARE - SPRINGFIELD, COOLEY ST		2			2
SPECIALTY LABORATORIES			2	100%	2
BAYMEADOWS PRIMARY CARE		2			2
Kroger 426 - The Little Clinic Suwanee		2			2
DMC UNIVERSITY LABORATORIES		1	1	50%	2
MEDEXPRESS URGENT CARE - WOODBURY			2	100%	2
MEMORIAL HOSPITAL OF CARBONDALE			2	100%	2
SAINT PETE MRI			1	100%	1
CVS CA8861POCT BUENA PARK		1			1
JET MEDICAL CENTER			1	100%	1
NEW MILFORD HOSPITAL			1	100%	1
CHAMBREL AT PINECASTLE			1	100%	1
CVS NC6633POCT FAYETTEVILLE		1			1
ORMOND PEDIATRICS PA			1	100%	1
KINGWOOD EMERGENCY CENTER			1	100%	1
MAIN STREET PHARMACY OF MARCELLUS, INC		1			1
NHC HealthCare St. Charles		1			1
SOUTHEAST MISSOURI HOSPITAL		1			1
VA WNYHCS - Buffalo Division			1	100%	1
SAINT ALPHONSUS REGIONAL MEDICAL CENTER			1	100%	1
MAHONEY PEDIATRICS PA			1	100%	1
ADVANCED CARDIOVASCULAR DIAGNOSTICS OF FL			1	100%	1
RAMBAM URGENT CARE			1	100%	1
ST JOHN'S HOME CARE			1	100%	1
SPRINGBROOK HOSPITAL			1	100%	1
SOUTH TEXAS HEALTH SYSTEM ER - WARE ROAD			1	100%	1
NF Escambia, LLC DBA Olive BranchHealth and Rehabilitaion Center			1	100%	1
INDIGO PALMS			1	100%	1
CVS NE8616POCT LINCOLN		1			1

# COVID-19: testing by laboratory

Data through Mar 21, 2021 verified as of Mar 22, 2021 at 09:25 AM

Data in this report are provisional and subject to change.

The numbers in the table below represent the number of Florida and non-Florida residents for whom test results were received by the Department of Health. A person can be tested by more than one laboratory and can have both positive and negative results. **Therefore, the sum of the numbers in each column will be larger than the total number of people tested.**

Reporting lab	Inconclusive	Negative	Positive	Percent positive	Total
BRADENTON CONVENTION CENTER			1	100%	1
DEPT OF VA MEDICAL CENTER - MIAMI			1	100%	1
ALDEN PHARMACY		1			1
BLANCHARD VALLEY HOSPITAL LABORATORY			1	100%	1
EXPRESS WALK IN MEDICAL CENTER			1	100%	1
GENESIS MICROBIOLOGY LAB		1			1
ORANGE PEDIATRICS PA			1	100%	1
CENTRAL JERSEY URGENT CARE OF GREEN BR		1			1
ST LUKE LUTHERAN HOME		1			1
DAYTONA BEACH CENTRA CARE			1	100%	1
BOCA CIEGA CENTER			1	100%	1
TEMPUS_LABS			1	100%	1
LAREDO EMERGENCY ROOM			1	100%	1
CVS IL5797POCT CAROL STREAM		1			1
SYCAMORE MEDICAL CENTER-KETTERING HEALTH NETWORK			1	100%	1
LABORATORIO BUENA SALUD			1	100%	1
ABSOLUTE CAREGIVERS HOME HEALTH AGENCY INC			1	100%	1
GARDEN VIEW CARE CENTER		1			1
MARTIN MEM FAMILY CARE AT ST LUCIE W			1	100%	1
Eddy Memorial Geriatric Center		1			1
LOUISIANA STATE LAB			1	100%	1
SANFORD HOME		1			1
KANA MEDICAL			1	100%	1
AMERICAN FAMILY CARE URGENT CARE		1			1
DEL PRADO MEDICAL CENTER, INC		1			1
FIRST CARE WALK IN CLINIC LLC			1	100%	1
1ST MED DOTHAN			1	100%	1
Birmingham Nursing and Rehabilitation East LLC		1			1
TGH URGENT CARE - WESTCHASE			1	100%	1
ELEMENTS PHARMACY			1	100%	1
Piqua Manor		1			1
SUNCOAST BEHAVIORAL HEALTH CENTER			1	100%	1
ELITE MEDICAL LABORATORY SOLUTIONS LLC			1	100%	1
FOUNDATION LABORATORY			1	100%	1
TARRANT MEDICAL ASSOCIATES			1	100%	1
ALLEGHENY GENERAL HOSPITAL			1	100%	1
Ravenwood Speciality Care		1			1
SUPREME MEDICAL GROUP PLLC			1	100%	1
ADVENTHEALTH MEDICAL GROUP INTERNAL MEDICINE		1			1
NORTH CAROLINA STATE LABORATORY OF PUBLIC HEALTH, SPECTRUM LAB NETWORK			1	100%	1
CVS MA1121POCT WESTFORD		1			1
Manassas Health & Rehab			1	100%	1
PROGENESIS INC			1	100%	1
SPINE & PAIN CONSULTANT PLLC		1			1
SUMMERFIELD PAIN MANAGEMENT			1	100%	1
Lopatcong Center		1			1

# COVID-19: testing by laboratory

Data through Mar 21, 2021 verified as of Mar 22, 2021 at 09:25 AM

Data in this report are provisional and subject to change.

The numbers in the table below represent the number of Florida and non-Florida residents for whom test results were received by the Department of Health. A person can be tested by more than one laboratory and can have both positive and negative results. **Therefore, the sum of the numbers in each column will be larger than the total number of people tested.**

Reporting lab	Inconclusive	Negative	Positive	Percent positive	Total
Trucare Living Centers - Columbus		1			1
Manor Care of Dallastown d/b/a ManorCare Health Services - Dallastown		1			1
FAIRFIELD MEDICAL CENTER			1	100%	1
PHYSICIANS ASSOCIATES PA			1	100%	1
ST JOHNS MEDICAL CENTER		1			1
MALUHIA		1			1
ST MICHAEL'S ELITE MEDICAL HOSPITAL			1	100%	1
CHILDREN'S NATIONAL MEDICAL CENTER			1	100%	1
CERMAK HEALTH SERVICES			1	100%	1
MEDCARE QUALITY MEDICAL CENTER LLC			1	100%	1
NSPIRE HEALTHCARE PLANTATION			1	100%	1
Maplewood of Cheshire County		1			1
ADVANCED RESEARCH AND DIAGNOSTIC LABORATORY UNIVERSITY OF MINNESOTA			1	100%	1
BROOKDALE WEST PALM BEACH			1	100%	1
Juniper Village at Bucks County		1			1
SEATTLE-KING COUNTY			1	100%	1
LAMARQUE DIALYSIS			1	100%	1
CVS OH4359POCT HUDSON		1			1
NEMOURS CHILDREN'S PRIMARY CARE, ST CLOUD			1	100%	1
MOUNT SINAI MEDICAL CENTER HIALEAH			1	100%	1
ROYAL PALM PEDIATRICS			1	100%	1
MEDCARE-GARNERS FERRY			1	100%	1
PALMETTO CHARTER SCHOOL		1			1
ASHLEY CLINICAL DIAGNOSTIC LABORATORY			1	100%	1
SPECIALTY MOLECULAR - DENVER			1	100%	1
EMPLOYEE WELLNESS PA			1	100%	1
NEW RIVER HEALTH DISTRICT			1	100%	1
Orange City Nursing and Rehab Center			1	100%	1
FLORIDA HOSPITAL TRANSPLANT CENTER		1			1
DOCTORS MEMORIAL HOSP HOME HEALTH CARE		1			1
PROVIDENCE ST. PATRICK HOSPITAL			1	100%	1
SUMMERLIN MEDICAL CENTRE			1	100%	1
PEDIATRIC ASSOCIATES - DORAL			1	100%	1
Baypoint Healthcare Center			1	100%	1
CLINICAL PATHOLOGY LABORATORIES SOUTHEAST INC			1	100%	1
CAREHERE HUDSON BAY			1	100%	1
AAA MEDICAL TESTING			1	100%	1
BASCOM PALMER EYE INSTITUTE			1	100%	1
ARIZA WELLNESS CARE LLC			1	100%	1
LIBERTY COMMONS NURSING AND REHABILITA		1			1
SYNERGY DIALYSIS INC			1	100%	1
Sunnybrook Rehabilitation Center			1	100%	1
OCEAN MEDICAL CENTER		1			1
HIGHLAND PARK LAKEWOOD PRESTON HOLLOW			1	100%	1
Medicalodges Neosho			1	100%	1
ACCESS HEALTH CARE PHYSICIANS, LLC		1			1

# COVID-19: testing by laboratory

Data through Mar 21, 2021 verified as of Mar 22, 2021 at 09:25 AM

Data in this report are provisional and subject to change.

The numbers in the table below represent the number of Florida and non-Florida residents for whom test results were received by the Department of Health. A person can be tested by more than one laboratory and can have both positive and negative results. **Therefore, the sum of the numbers in each column will be larger than the total number of people tested.**

Reporting lab	Inconclusive	Negative	Positive	Percent positive	Total
EMERGENCY CARE SERVICES LAB AT JFK MEDICAL CENTER			1	100%	1
Kroger 569 - The Little Clinic Gallatin		1			1
Kroger 970 - The Little Clinic Westfield			1	100%	1
The Evangelical Lutheran Good Samaritan Society Prescott Village		1			1
ABSOLUTE QUICK CARE			1	100%	1
CVS TN5694POCT SODDY DAISY		1			1
CVS MA217POCT TEWKSBURY		1			1
EAST COAST INSTITUTE FOR RESEARCH LLC			1	100%	1
HEALTH CLINIC,THE		1			1
HALE KUPUNA HERITAGE HOME		1			1
ENZO LABS INC			1	100%	1
SPECIALTY DRUG TESTING			1	100%	1
WESTON COUNTY HEALTH SERVICES			1	100%	1
CVS OH3306POCT AKRON		1			1
CHRISTIANA HOSPITAL		1			1
TILE PHARMACY		1			1
WILLOWBROOKE CT AT LIMA ESTATES		1			1
ATHENA PLASTIC SURGERY		1			1
PALOMAR MEDICAL CENTER			1	100%	1
BSA PHYSICIANS GROUP, INC D/B/A BSA FAMILY MEDICAL			1	100%	1
SAINT AGNES HOSPITAL			1	100%	1
BUFFALO VAMC			1	100%	1
ADVENTHEALTH MEDICAL GROUP OBSTETRICS			1	100%	1
Kroger 907 - The Little Clinic Holland		1			1
WATERTOWN URGENT CARE		1			1
LANCASHIRE HALL NURSING AND REHABILITATION CENTER		1			1
BOTTINEAU GOOD SAMARITAN CENTER		1			1
Kingston Care Center of Fort Wayne		1			1
BLACKBERRY CENTER, THE		1			1
SAN JOSE CLINIC		1			1
PROGRESSIVE MEDICAL RESEARCH			1	100%	1
Arbors at Marietta		1			1
PENNY PEDIATRICS		1			1
USA Healthcare LTC, LLC - Folsom Center for Rehabilitation & Healthca		1			1
EMERSON HOSPITAL LABORATORY			1	100%	1
TUNIS STREET GROUP HOME		1			1
Heritage Health of Peru			1	100%	1
FAMILY MEDICAL CENTERS			1	100%	1
TMH PHYSICIAN PARTNERS QUINCY			1	100%	1
CVS IL2297651CV JOLIET		1			1
Bayou Vista Community Care Center			1	100%	1
BEAUMONT REFERENCE LABORATORY			1	100%	1
DORAL KIDNEY CENTER			1	100%	1
Glen Oaks Health and REhabilitation		1			1
Home Health Care Clinic		1			1
WYOMING COUNTY DEPARTMENT OF HEALTH		1			1

# COVID-19: testing by laboratory

Data through Mar 21, 2021 verified as of Mar 22, 2021 at 09:25 AM

Data in this report are provisional and subject to change.

The numbers in the table below represent the number of Florida and non-Florida residents for whom test results were received by the Department of Health. A person can be tested by more than one laboratory and can have both positive and negative results. **Therefore, the sum of the numbers in each column will be larger than the total number of people tested.**

Reporting lab	Inconclusive	Negative	Positive	Percent positive	Total
JPS HEALTH CENTER AT TRUE WORTH PLACE			1	100%	1
NEMOURS CHILDREN'S PRIMARY CARE			1	100%	1
DORNOCH PLACE DEL PRADO		1			1
NULEASE MEDICAL SOLUTIONS			1	100%	1
GULF BREEZE TREATMENT CENTER, LLC			1	100%	1
Broomall Manor		1			1
BOCA RATON REGIONAL HOSPITAL INC			1	100%	1
ADVANCE MD CARE			1	100%	1
BAYSTATE REFERENCE LABORATORY			1	100%	1
MYCLINIC, INC			1	100%	1
PATHLAB SERVICES			1	100%	1
URGENT TEAM MANAGEMENT OF TENNESSEE, L			1	100%	1
SILVERMAN			1	100%	1
SEASONS HOSPICE AND PALLIATIVE CARE OF			1	100%	1
TMH PHYSICIAN PARTNERS WAKULLA			1	100%	1
Niles Nursing and Rehab. Center		1			1
PANCARE HEALTH - NORTHSIDE ELEMENTARY			1	100%	1
OCEANVIEW NURSING AND REHABILITAION CENTER			1	100%	1
WALGREENS #15291		1			1
ANSWERS RESOURCE FACILITY		1			1
MEDEXPRESS URGENT CARE - LINDEN		1			1
NEW YORK PRESBYTERIAN HOSPITAL			1	100%	1
CARENOW URGENT CARE-HENDERSONVILLE		1			1
EAST END PEDIATRICS		1			1
ALAFAYA WOODS FAMILY MEDICAL CENTER		1			1
FAMILY PRACTICE ASSOCIATES		1			1
HEART HOSPITAL OF LAFAYETTE: EMERGENCY ROOM			1	100%	1
Abernethy Laurels		1			1
WELLSTAR COBB HOSPITAL			1	100%	1
KNOX COMMUNITY HOSPITAL			1	100%	1
TAMPA GENERAL MEDICAL GROUP LABORATORY HEALTHPARK			1	100%	1
FORT MYERS DIALYSIS		1			1
KINGWOOD EMERGENCY HOSPITAL			1	100%	1
Grand Junction VAMC		1			1
Kroger 519 - The Little Clinic Staples Mill Road		1			1
Portsmouth Health and Rehab			1	100%	1
FOUNDCARE HEALTH			1	100%	1
CVS NH1004POCT SALEM			1	100%	1
FAU MEMORY & WELLNESS CENTER			1	100%	1
UMMC MIDTOWN CAMPUS			1	100%	1
San Antonio Residence and Rehabilitation Center		1			1
JOSEPH REINA PHARMACY INC DBA JRX PHAR		1			1
STATE OF ALASKA			1	100%	1
MICROBIOLOGY DEPARTMENT			1	100%	1
SAINT JOSEPHS HOSPITAL OF ATLANTA			1	100%	1
OUCH URGENT CARE			1	100%	1



# COVID-19: testing by laboratory

Data through Mar 21, 2021 verified as of Mar 22, 2021 at 09:25 AM

Data in this report are provisional and subject to change.

The numbers in the table below represent the number of Florida and non-Florida residents for whom test results were received by the Department of Health. A person can be tested by more than one laboratory and can have both positive and negative results. **Therefore, the sum of the numbers in each column will be larger than the total number of people tested.**

Reporting lab	Inconclusive	Negative	Positive	Percent positive	Total
PCR DIAGNOSTICS			1	100%	1
WEST FLORIDA MEDICAL ASSOCIATES			1	100%	1
ADVENTHEALTH MEDICAL GROUP UROLOGY AT EAST ORLANDO		1			1
BRITTNEY WHELIHAN IRWIN ARNP LLC			1	100%	1
WMC HEALTH GROUP OF KISSIMMEE LLC			1	100%	1
CORNERSTONE OF RECOVERY INC		1			1
CHP COVID-19 (TX)			1	100%	1
PASCO COUNTY HEALTH DEPARTMENT			1	100%	1
GARDENS PEDIATRICS LAB			1	100%	1
CVS AZ3749POCT GOODYEAR		1			1
CHIPLEY DIALYSIS			1	100%	1
CVS AZ7855POCT TUCSON		1			1
NAVAL BRANCH HEALTH CLINIC			1	100%	1
CVS PHARMACY INC DBA CVS/PHARMACY # 10600		1			1
MARINA DEL REY HOSPITAL LAB			1	100%	1
Oakmont of Katy Nursing and Rehabilitation		1			1
MARQUETTE GENERAL HOSPITAL			1	100%	1
OASIS FAMILY RESORT IN THE SPRINGS LLC		1			1
PHYSICIANS URGENT CARE			1	100%	1
OXLEY PARK HEALTH & REHAB		1			1
CVS OH2381POCT LEWIS CENTER		1			1
bishop rehabilitation and nursing center		1			1
St. Anne Home		1			1
UNIVERSITY OF NORTH CAROLINA HOSPITALS			1	100%	1
TILLAMOOK COUNTY GENERAL HOSPITAL LAB		1			1
HARTFORD HEALTH CARE & REHABILITATION			1	100%	1
COLONIAL HEALTH CARE		1			1
Walgreens #5421		1			1
CLIFTON-FINE HOSPITAL LABORATORY		1			1
HEARTLAND PHARMACY SEBRING			1	100%	1
CLERMONT HEALTH DEPARTMENT			1	100%	1
BAYLOR SCOTT & WHITE ALL SAINTS MEDICAL CENTER FT			1	100%	1
TRANSCEND PERFORMANCE AND LIFESTYLE INSTITUTE			1	100%	1
MID FLORIDA COMMUNITY SERVICES			1	100%	1
WEST PENSACOLA DIALYSIS CENTER			1	100%	1
MERCY HOME		1			1
WALK IN MEDICAL URGENT CARE PC		1			1
RIVERSIDE REGIONAL MED CENTER			1	100%	1
BAPTIST HEALTH PRIMARY CARE AT DORAL			1	100%	1
COASTAL MANOR		1			1
ESOTERIC LAB			1	100%	1
CVS NE5863POCT OMAHA		1			1
Henry County Health and Rehabilitation		1			1
Smg/North Jersey Hematology & Oncology		1			1
HACKENSACK UNIVERSITY MEDICAL CENTER		1			1
DE TAR HOSPITAL			1	100%	1

# COVID-19: testing by laboratory

Data through Mar 21, 2021 verified as of Mar 22, 2021 at 09:25 AM

Data in this report are provisional and subject to change.

The numbers in the table below represent the number of Florida and non-Florida residents for whom test results were received by the Department of Health. A person can be tested by more than one laboratory and can have both positive and negative results. **Therefore, the sum of the numbers in each column will be larger than the total number of people tested.**

Reporting lab	Inconclusive	Negative	Positive	Percent positive	Total
THE DOCTORS OFFICE OF BRICK, LLC		1			1
LABORATORY SERVICES SGHS - CAMDEN		1			1
Villa Maria			1	100%	1
THOMAS HOSPITAL			1	100%	1
JERSEY IRISH MEDICAL		1			1
CONVENIENT MEDICAL AND HEALTH SERVICES			1	100%	1
MORNINGSIDE NURSING AND REHABILITATION		1			1
FRONT PORCH PEDIATRICS PLLC			1	100%	1
ATLANTIS VISION CENTER			1	100%	1
CHI ST ALEXIUS TRANSITIONAL CARE UNIT		1			1
Schoenbrunn Healthcare		1			1
PATIENT FIRST-GENERAL BOOTH			1	100%	1
PULSE MEDICAL DOCTOTS LLC			1	100%	1
RM PHARMACY SERVICES INC		1			1
LONG ISLAND MINIMALLY INVASIVE SURGERY		1			1
Kroger 929 - The Little Clinic Corryville		1			1
VALLEY HOSPITAL MEDICAL CENTER		1			1
APOLLOMDX LLC			1	100%	1
DORA HOME CARE			1	100%	1
PALMA CEIA MED GROUP-SWANN		1			1
AMD			1	100%	1
Shelbyville Manor		1			1
FRESENIUS KIDNEY CARE OCALA			1	100%	1
MEDEXPRESS URGENT CARE, MILLCREEK		1			1
KENDALL PEDIATRICS PARTNERS LLC			1	100%	1
FLORIDA DEPARTMENT OF HEALTH IN CITRUS COUNTY		1			1
St Mary's d'Youville Pavilion		1			1
BAM INC		1			1
ROSE MEDICAL CENTER LAB			1	100%	1
ANDREWS INSTITUTE AMBULATORY SURGERY CENTER		1			1
HARDEE COUNTY FIRE RESCUE		1			1
GARDENS PEDIATRICS			1	100%	1
Walgreens #5914		1			1
CENTRAL FL INTERNAL MEDICINE ASSOCIATES LLC		1			1
Northern Nevada State Veterans Home		1			1
KAISER PERMANENTE REGIONAL REFERENCE LABORATORY		1			1
RIVERVIEW HOSPITAL D/B/A UNIVERSITY		1			1
RESTORE MEDICAL PARTNERS PLLC			1	100%	1
INLET CONCIERGE MEDICINE			1	100%	1
HAVASU REGIONAL MEDICAL CENTER			1	100%	1
FINLAY MEDICAL RESEARCH CORP			1	100%	1
EVENTIDE LUTHERAN HOME		1			1
WELLPATH			1	100%	1
ADVENTHEALTH IMAGING WINTERGARDEN		1			1
MIAMI VASCULAR SURGERY			1	100%	1
BRUSHY CREEK FAMILY HOSPITAL			1	100%	1

# COVID-19: testing by laboratory

Data through Mar 21, 2021 verified as of Mar 22, 2021 at 09:25 AM

Data in this report are provisional and subject to change.

The numbers in the table below represent the number of Florida and non-Florida residents for whom test results were received by the Department of Health. A person can be tested by more than one laboratory and can have both positive and negative results. **Therefore, the sum of the numbers in each column will be larger than the total number of people tested.**

Reporting lab	Inconclusive	Negative	Positive	Percent positive	Total
Kroger 350 - The Little Clinic New Cut Road		1			1
EDWARD HOSPITAL			1	100%	1
FIRST CARE OF GAINESVILLE			1	100%	1
ISLANDS ASSISTED LIVING FACILITY,THE			1	100%	1
OPTUM OF HIALEAH		1			1
PRIMARY & URGENT CARE CENTERS			1	100%	1
MEDEXPRESS URGENT CARE - PATRICK STREE			1	100%	1
MEMPHIS URGENT CARE #2, LLC			1	100%	1
UNITED HEALTHCARE			1	100%	1
INHEALTH LIFE SCIENCES			1	100%	1
ST FRANCIS COLLEGE WELLNESS CENTER		1			1
WINTER HAVEN DIALYSIS		1			1
HOSPICE OF MARION COUNTY INC			1	100%	1
BIOLOGICAL AND CHEMICAL EMERGENCIES LABORATORY			1	100%	1
AHC Dyersburg		1			1
Long Beach Care Center			1	100%	1
ST.ELIZABETH HEALTH CENTER	1				1
VELOCITY URGENT CARE - REDMILL			1	100%	1
PM PEDIATRICS OF BAYSIDE, PLLC		1			1
BARRINGTON TERRACE NAPLES			1	100%	1
DAUGHTERS OF SARAH NURSING CENTER		1			1
PEDIATRIC ASSOCIATES - MIAMI LAKES		1			1
EMERALD HEALTH CARE		1			1
ACCURATE HEALTH SERVICES CORP			1	100%	1
RENE F CEDENO DMD PA		1			1
CLINICAL TRIALS OF TAMPA LLC		1			1
MID-SOUTH URGENT CARE, PLLC			1	100%	1
MEDEXPRESS URGENT CARE - WAYNESBURG		1			1
WATERS EDGE ELEMENTARY SCHOOL			1	100%	1
Towne Manor West		1			1
QUALITY URGENT CARE CENTER			1	100%	1
MEDEXPRESS URGENT CARE - LAWTON		1			1
SUSAN F. WILLIAMS M.D., P.A.			1	100%	1
MOBILE INFIRMARY MEDICAL CENTER			1	100%	1
Harbert Hills Academy Nursing Home		1			1
Regency Square			1	100%	1
NORDX			1	100%	1
WEST FLORIDA HOSPITAL LABORATORY			1	100%	1
SHANNON MEDICAL CENTER			1	100%	1
MEDSTAR URGENT CARE, LLC			1	100%	1
ALTA BATES SUMMIT MEDICAL CENTER CLINICAL LAB			1	100%	1
INTEGRATED GENETICS SEQUENOM		1			1
MERCYONE DES MOINES MEDICAL CENTER			1	100%	1
HIGHLANDS CLINICAL LABORATORY			1	100%	1
APS-SUMMIT CARE PHARMACY, LLC DBA OMNICARE		1			1
MEDEXPRESS URGENT CARE, EDWARDSVILLE		1			1

# COVID-19: testing by laboratory

Data through Mar 21, 2021 verified as of Mar 22, 2021 at 09:25 AM

Data in this report are provisional and subject to change.

The numbers in the table below represent the number of Florida and non-Florida residents for whom test results were received by the Department of Health. A person can be tested by more than one laboratory and can have both positive and negative results. **Therefore, the sum of the numbers in each column will be larger than the total number of people tested.**

Reporting lab	Inconclusive	Negative	Positive	Percent positive	Total
SPRING VALLEY HOSPITAL MEDICAL CENTER			1	100%	1
NORTHEAST BAPTIST HOSPITAL			1	100%	1
PUBLIC HEALTH LABORATORIES			1	100%	1
WRIGHT PATTERSON AFB MEDICAL CENTER			1	100%	1
LEGACY SPECIALTY PHARMACY CORP			1	100%	1
Walgreens #10851		1			1
Kroger - KR070600172		1			1
ARBOR DIAGNOSTICS, INC		1			1
CVS CA9823POCT SACRAMENTO		1			1
FREDERICK MEMORIAL HOSPITAL			1	100%	1
MIDWEST COVENANT HOME, INC		1			1
SEGAL INSTITUTE FOR CLINICAL RESEARCH INC			1	100%	1
Crowne Health Care of Eufaula		1			1
SOUTH FLORIDA URGENT CARE CENTERS, LLC			1	100%	1
Englewood Health Care Center		1			1
CELEBRATION FAMILY PHYSICIANS LLC			1	100%	1
MEDEXPRESS URGENT CARE - RUSSELLVILLE, W MAIN ST		1			1
EXPRESS CARE OF OCALA			1	100%	1
EAGLE COUNTY HEALTH AND HUMAN SERVICES			1	100%	1
BAYLOR SCOTT AND WHITE MEDICAL CENTER -CENTENTENNIAL			1	100%	1
MEMORIAL HOSPITAL OF TAMPA			1	100%	1
BICKERTON, DAWN		1			1
CENTRAL FLORIDA MEDICAL CARE			1	100%	1
JACK M MATHENY II MD			1	100%	1
OCCUPATIONAL HEALTH CENTER		1			1
CVS MA915POCT BEVERLY			1	100%	1
Walgreens #3049		1			1
SARHA DOCTORS CENTER			1	100%	1
MAGGY PHARMACY INC		1			1
MINUTECLINIC DIAGNOSTICS OF OKLAHOMA		1			1
VIVIAN SIMMONS FAMILY PRACTICE			1	100%	1
HENRICO DOCTOR'S LABORATORY			1	100%	1
WATERBURY HOSPITAL REFERENCE LAB			1	100%	1
WELLCARE URGENT CARE			1	100%	1
ASHLEY PEDIATRICS DAY & NIGHT CLINIC			1	100%	1
WALGREENS #06025		1			1
SOUTHEASTERN INTEGRATED MEDICAL PL			1	100%	1
Sharon Care Center			1	100%	1
VA Greater LA HCS-Santa Maria OPC			1	100%	1
IVAN, MAYA			1	100%	1
Kroger 532 - The Little Clinic Murfreesboro		1			1
MEMORIAL SATILLA HEALTH			1	100%	1
URGENT CARE OF KANSAS CITY			1	100%	1
HAWAII DEPARTMENT OF HEALTH LAB			1	100%	1
TANNER CLINIC			1	100%	1
Signature Healthcare of Palm Beach			1	100%	1

# COVID-19: testing by laboratory

Data through Mar 21, 2021 verified as of Mar 22, 2021 at 09:25 AM

Data in this report are provisional and subject to change.

The numbers in the table below represent the number of Florida and non-Florida residents for whom test results were received by the Department of Health. A person can be tested by more than one laboratory and can have both positive and negative results. **Therefore, the sum of the numbers in each column will be larger than the total number of people tested.**

Reporting lab	Inconclusive	Negative	Positive	Percent positive	Total
Alden North Shore			1	100%	1
LP ELIZABETHTON		1			1
CAROMONT HEALTH			1	100%	1
CVS IL2297144CV CHICAGO		1			1
JOHN PETER SMITH HOSPITAL- OB TRIAGE			1	100%	1
Excel Care Center			1	100%	1
SISTERS MISSION			1	100%	1
OKLAHOMA BLOOD INSTITUTE			1	100%	1
MEDEXPRESS URGENT CARE - DANVILLE		1			1
LOUNDY		1			1
BRIDGEWATER PARK ASSISTED LIVING LLC			1	100%	1
DEPARTMENT OF HEALTH SERVICES			1	100%	1
VICTORIA PAIN AND REHABILITATION CENTER			1	100%	1
PUBLIX PHARMACY #0332		1			1
ST CATHERINE HOSPITAL LABORATORY			1	100%	1
PLEASANT RIDGE MANOR WEST		1			1
KIDSVILLE PEDIATRICS III PA			1	100%	1
TITUSVILLE TOWERS ASSISTED LIVING		1			1
SUPERKIDS PEDIATRICS			1	100%	1
Arlington Health and Rehabilitation		1			1
C V S / PHARMACY #4396		1			1
FORT LOUDOUN PRIMARY CARE		1			1
INHEALTH LIFE SCIENCES LLC			1	100%	1
PLANT CITY FAMILY CARE		1			1
URGENTMED PLANTATION			1	100%	1
WOODHILLS LABS			1	100%	1
ASCARATE DIALYSIS			1	100%	1
PRINCIPLE DIAGNOSTICS LLC			1	100%	1
THE NEW JEWISH HOME		1			1
MID-FLORIDA CANCER CENTERS		1			1
MEDICAL ARTS LABORATORY			1	100%	1
MEDERI CARETENDERS VS OF SE FL LLC DBA			1	100%	1
DIGNITY HEALTH GOHEALTH		1			1
MEMORIAL HERMANN SOUTHWEST HOSPITAL			1	100%	1
ARLINGTON ADULT RESIDENTIAL FACILITY, INC			1	100%	1
GOSHEN MEDICAL CENTER			1	100%	1
CVS KS8601POCT OVERLAND PARK			1	100%	1
Lenbrook		1			1
Bay View Nursing and Rehabilitation Center			1	100%	1
HEALTH FIRST MEDICAL GROUP LLC			1	100%	1
VIRGINIA UROLOGY		1			1
PINEVILLE PHARMACY			1	100%	1
Kroger 97 - The Little Clinic Hutchinson		1			1
BETHESDA HOSPITAL			1	100%	1
BEST CARE COMMUNITY AND FAMILY HEALTH CENTER INC			1	100%	1
Altenheim Senior Living		1			1

# COVID-19: testing by laboratory

Data through Mar 21, 2021 verified as of Mar 22, 2021 at 09:25 AM

Data in this report are provisional and subject to change.

The numbers in the table below represent the number of Florida and non-Florida residents for whom test results were received by the Department of Health. A person can be tested by more than one laboratory and can have both positive and negative results. **Therefore, the sum of the numbers in each column will be larger than the total number of people tested.**

Reporting lab	Inconclusive	Negative	Positive	Percent positive	Total
ALBANNA PEDIATRICS CENTER			1	100%	1
FIT4LIFE MEDICAL CENTER			1	100%	1
SHP WESTCHESTER LLC		1			1
HOSPITALS OF PROVIDENCE TRANSMOUNTAIN CAMPUS, THE Vista Park			1	100%	1
YOUR HEALTH PEDIATRICS			1	100%	1
COLLINS NURSING HOME		1			1
MT CARMEL NURSING HOME		1			1
ADVENTHEALTH MEDICAL GROUP PEDIATRICS DIABETES &			1	100%	1
VERMONT DEPT OF HEALTH LABORATORY			1	100%	1
CHI ST. LUKE'S HEALTH BCM MEDICAL CENTER			1	100%	1
Aspire Physical Recovery Center at Cahaba River		1			1
TERRELL URGENT CARE			1	100%	1
BEVERLY ADVANCED PRACTICE NURSING		1			1
GENESIS HOME HEALTH CARE SERVICES OF			1	100%	1
HUDSON REGIONAL HOSPITAL			1	100%	1
ANDERSON REGIONAL MEDICAL CENTER			1	100%	1
EXPRESS LAB LIVINGSTON			1	100%	1
Kroger - KRO70300083			1	100%	1
VAULT MEDICAL SERVICES			1	100%	1
LACKAWANNA HEALTH AND REHAB CENTER		1			1
MERCY - NORTH IOWA			1	100%	1
PEACHEALTH LABORATORIES		1			1
APEX HOME HEALTHCARE			1	100%	1
UPSON REGIONAL MEDICAL CENTER			1	100%	1
Overton Brooks VAMC		1			1
PEDIATRIC ASSOCIATES - JACKSONVILLE			1	100%	1
MISSION REGIONAL MEDICAL CENTER			1	100%	1
BIODORON LABORATORIES			1	100%	1
ASSISTED LIVING AT TREZEVANT		1			1
Bolingreen Health and Rehabilitation		1			1
NOORANI MEDICAL CENTER LLC			1	100%	1
WINDERMERE PEDIATRICS			1	100%	1
West Bay of Tampa Center			1	100%	1
SARASOTA MEMORIAL HOSPITAL		1			1
HEALTH NETWORK			1	100%	1
PHYSICIAN ASSOCIATES, LLC			1	100%	1
UW MEDICINE CHU LAB			1	100%	1
OMNI HEALTHCARE URGENT CARE			1	100%	1
NICKLAUS CHILDREN'S DORAL OUTPATIENT CENTER			1	100%	1
MEDEXPRESS URGENT CARE - LINCOLN		1			1
OHIO VALLEY MANOR NURSING &		1			1
DIVERSICARE OF BIG SPRINGS		1			1
ADVENT HEALTH MEDICAL GROUP MULTISPECIALTY			1	100%	1
PRIME CARE FAMILY MEDICINE			1	100%	1
MEDAC AT PORTERS NECK			1	100%	1

# COVID-19: testing by laboratory

Data through Mar 21, 2021 verified as of Mar 22, 2021 at 09:25 AM

Data in this report are provisional and subject to change.

The numbers in the table below represent the number of Florida and non-Florida residents for whom test results were received by the Department of Health. A person can be tested by more than one laboratory and can have both positive and negative results. **Therefore, the sum of the numbers in each column will be larger than the total number of people tested.**

Reporting lab	Inconclusive	Negative	Positive	Percent positive	Total
Erie VAMC		1			1
Kroger 618 - The Little Clinic Trail Creek Village		1			1
XSTREMEMD			1	100%	1
MERITUS MEDICAL CENTER			1	100%	1
JACKSBORO URGENT CARE			1	100%	1
ST MARY'S OF SAGINAW		1			1
DUKE UNIVERSITY POINT OF CARE TESTING PROGRAM			1	100%	1
ATRIA TAMARAC			1	100%	1
NORTH WEST FLORIDA DIAGNOSTIC ENOCRINOLOGY CLINIC			1	100%	1
ORMOND BEACH DIALYSIS			1	100%	1
PREMIER FAMILY AND SPORTS MEDICINE LLC			1	100%	1
SCHUYLER HOSPITAL		1			1
CVS TX1057POCT SAN ANTONIO		1			1
LEE MEMORIAL HOSPITAL OUTPATIENT SURGERY CENTER			1	100%	1
CAH ACQUISITION COMPANY 11 LLC			1	100%	1
BOCA RATON REGIONAL HOSPITAL		1			1
INTERNAL MEDICINE EMILIA MURRAY MD PA		1			1
PALM BEACH DIGESTIVE ASSOCIATES			1	100%	1
Eugene J. Towbin Healthcare Center		1			1
MISSOURI DEPARTMENT OF HEALTH AND SENIOR SERVICES - STATE PH LAB		1			1
LAKE COMMUNITY ACTION AGENCY		1			1
BERKSHIRE MEDICAL CENTER			1	100%	1
RESIDENCES AT MIAMI / REIGN GARDENS LLC, THE			1	100%	1
URGENT 202 COX CREEK PKWY		1			1
DOCTORS CARE - AIKEN MALL			1	100%	1
WELLMED AT LINEBAUGH AVE			1	100%	1
CHATEAU MADELEINE - SENIOR LIVING & MEMORY CARE			1	100%	1
AVALON MEDICAL GROUP			1	100%	1
BAYFRONT HEAL WOUND CARE AND HYPERBARIC CENTER			1	100%	1
PALM BREEZE DIALYSIS			1	100%	1
Ash Flat Healthcare and Rehabilitation Center			1	100%	1
FIRSTCARE MEDICAL CENTER			1	100%	1
JUPITER MEDICAL CENTER INC			1	100%	1
Mary Anna Nursing Home		1			1
Accordius Health at Harrisonburg		1			1
SEVEN HILLS HEALTHCARE GROUP LLC DBA		1			1
RYE BEACH PHARMACY INC		1			1
NFRC CLINICAL LAB			1	100%	1
CONSOLIDATED			1	100%	1
PINELLAS POINT NURSING AND REHAB CENTER			1	100%	1
ENT & ALLERGY ASSOCIATES, LLP - SLEEPY HOLLOW (ABBOTT)		1			1
CVS AZ4795POCT MESA		1			1
PALM BEACH COUNTY HEALTH DEPT.			1	100%	1
SPEARE MEMORIAL HOSPITAL			1	100%	1
ASCENSION ST VINCENT'S - WESTSIDE			1	100%	1
Princeton Place			1	100%	1

# COVID-19: testing by laboratory

Data through Mar 21, 2021 verified as of Mar 22, 2021 at 09:25 AM

Data in this report are provisional and subject to change.

The numbers in the table below represent the number of Florida and non-Florida residents for whom test results were received by the Department of Health. A person can be tested by more than one laboratory and can have both positive and negative results. **Therefore, the sum of the numbers in each column will be larger than the total number of people tested.**

Reporting lab	Inconclusive	Negative	Positive	Percent positive	Total
ENCOMPASS HEALTH REHABILITATION HOSPITAL OF MIAMI			1	100%	1
BRUNSWICK HEALTH AND REHABILITATION CE		1			1
DEACONESS URGENT CARE CENTER			1	100%	1
LABTEST LLC LABTEST DIAGNOSTICS			1	100%	1
CORPUS CHRISTI MEDICAL CENTER			1	100%	1
SOUTHERN WINDS			1	100%	1
NORTH PALM BEACH DIALYSIS CENTER			1	100%	1
COUNTRYSIDE PEDIATRIC CARE PA			1	100%	1
Kroger 49 - The Little Clinic Wichita - 21st St.			1	100%	1
CVS TX7431POCT ROWLETT		1			1
TREASURE COAST COMMUNITY HEALTH INC			1	100%	1
Louis Stokes Cleveland VA - Midtown Dialysis Center		1			1
TLC MEDICAL			1	100%	1
CENTRAL FLORIDA ADULT MEDICINE		1			1
WALGREENS_CHICAGO		1			1
Springdale Village		1			1
HCA HOUSTON ER 24/7			1	100%	1
BAPTIST HEALTH EXPRESS CARE			1	100%	1
LAKEWOOD RANCH MEDICAL GROUP LLC			1	100%	1
LAKESIDE MEDICAL CENTER		1			1
ABBOTT LABORATORIES - OCCUPATIONAL HEALTH SERVICES			1	100%	1
THEDACARE FAMILY MEDICINE GATEWAY			1	100%	1
GILBERT MEDICAL GROUP			1	100%	1
ACCESS FAMILY CARE LLC			1	100%	1
ATMORE COMMUNITY HOSPITAL			1	100%	1
FLORIDA DIGESTIVE AND LIVER SPECIALISTS			1	100%	1
WEST PALM BEACH PHARMACEUTICALS LLC			1	100%	1
INNOVATIVE CARE II LLC			1	100%	1
SPARTANBURG REGIONAL MEDICAL CENTER			1	100%	1
REGIONAL MED CTR BAYONET POINT			1	100%	1
PRISMA HEALTH TUOMEY LABORATORY			1	100%	1
HEALTHPLUS			1	100%	1
SOUTHERN FAMILY HEALTH			1	100%	1
IVY CREEK HEALTHCARE & WELLNESS CENTRE			1	100%	1
HELIX BIOMEDICS LLC			1	100%	1
NORTH PALM CHIDRENS PHYSICIANS			1	100%	1
MIL LAKE HEALTHCARE CENTER INC PEDIATRICS			1	100%	1
NORTH SHORE HEMATOLOGY-ONCOLOGY ASSOCIATES PC		1			1
COMMONWEALTH OF VIRGINIA DIVISION OF CONSOLIDATED LABORATORY SERVICES			1	100%	1
USF PHYSICIANS GROUP			1	100%	1
PAUL C SCHWARTZ & MELVIN L WEIDMAN		1			1
MEDIPLUS CLINIC, INC			1	100%	1
ISLAND NURSING HOME			1	100%	1
EASTGENE LABORATORIES		1			1
CONSULATE HEALTH CARE OF VERO BEACH			1	100%	1
DIAGNOSTIC GROUP INTEGRATED HEALTHCARE			1	100%	1



# COVID-19: testing by laboratory

Data through Mar 21, 2021 verified as of Mar 22, 2021 at 09:25 AM

Data in this report are provisional and subject to change.

The numbers in the table below represent the number of Florida and non-Florida residents for whom test results were received by the Department of Health. A person can be tested by more than one laboratory and can have both positive and negative results. **Therefore, the sum of the numbers in each column will be larger than the total number of people tested.**

Reporting lab	Inconclusive	Negative	Positive	Percent positive	Total
HOLSTON MEDICAL GROUP		1			1
PRIMEX CLINICAL LABORATORIES INC			1	100%	1
LAKE MARY OPTUM FLORIDA			1	100%	1
DR BAWA AND ASSOCIATES			1	100%	1
LOWER KEYS COMMUNITY HEALTH CENTER			1	100%	1
Kroger 518 - The Little Clinic Hermitage		1			1
NULL			1	100%	1
INTERMOUNTAIN HEALTHCARE LABORATORY SERVICES			1	100%	1
MARTINSVILLE HEALTH AND REHAB			1	100%	1
FAMILY PHYSICIANS OF WINTER PARK, INC			1	100%	1
Kroger 670 - The Little Clinic Dawson Forest Rd & Hwy 19		1			1
CVS NE8626POCT LINCOLN		1			1
FELD ENTERTAINMENT			1	100%	1
2504-HOMEWOOD		1			1
Salem Hills Rehabilitation and Nursing Center		1			1
Redwood Springs Healthcare			1	100%	1
NEW YORK UNIVERSITY MEDICAL CENTER			1	100%	1
CENTRAL CAROLINA HOSPITAL			1	100%	1
SHANDSCAIR FLIGHT PROGRAM			1	100%	1
MOUNT SINAI COMPREHENSIVE CANCER CENTER			1	100%	1
CLUB HEALTH AND REHABILITATION CENTER, THE		1			1
ADVANCED URGENT CARE PLLC		1			1
WESTCOAST FAMILY PRACTICE		1			1
BEAUMONT HOSPITAL, GROSSE POINTE			1	100%	1
BOULDER COMMUNITY HOSPITAL			1	100%	1
SUREPOINT URGENT CARE PADRE ISLAND			1	100%	1
BAYCARE OUTREACH LAB AT NEW TAMPA			1	100%	1
MEDCOR, INC			1	100%	1
JMJ FAMILY PRACTICE			1	100%	1
FAMILY MEDICAL CENTER		1			1
LEHIGH PULMONARY ASSOCIATES			1	100%	1
HILLSBORO MEDICAL CENTER MAIN LABORATO		1			1
UNIVERISTY HOSPITAL			1	100%	1
The Pines at Poughkeepsie Center for Nursing and Rehabilitation		1			1
CARESOUTH HHA HOLDINGS OF THE TREASURE COAST LLC			1	100%	1
ADVENTHEALTH MEDICAL GROUP SENIOR HEALTH AT			1	100%	1
OAK HAVEN REHAB AND NURSING CENTER			1	100%	1
MAYO CLINIC OUTPATIENT DIALYSIS CENTER			1	100%	1
New York Harbor Harbor HCS - Brooklyn Campus		1			1
ARNOLD PALMER HOSPITAL LAB POCT		1			1
TRINITY URGENT CARE		1			1
MCLEOD MEMORIAL HOSPITAL CLARENDON			1	100%	1
BL DIAGNOSTICS LLC			1	100%	1
PARK AVENUE PEDIATRICS PC		1			1
Signature Healthcare of Georgetown		1			1
BASCOM PALMER-MICRO LAB			1	100%	1

# COVID-19: testing by laboratory

Data through Mar 21, 2021 verified as of Mar 22, 2021 at 09:25 AM

Data in this report are provisional and subject to change.

The numbers in the table below represent the number of Florida and non-Florida residents for whom test results were received by the Department of Health. A person can be tested by more than one laboratory and can have both positive and negative results. **Therefore, the sum of the numbers in each column will be larger than the total number of people tested.**

Reporting lab	Inconclusive	Negative	Positive	Percent positive	Total
Willowbrooke Court at Normandy Farms Estates		1			1
Ohman Family Living at Holly Assisted Living		1			1
CVS IL2297652CV CHICAGO		1			1
Eagle Point Health Care Center		1			1
ST GERARD'S COMMUNITY OF CARE		1			1
MAYO CLINICAL LABORATORIES		1			1
UNIVERSITY OF IOWA HOSPITALS & CLINICS			1	100%	1
Grangeville Health and Rehab		1			1
Valley Center (WV)			1	100%	1
Maple Lane Nursing Home		1			1
ORDRS, INC.			1	100%	1
WALGREENS #01398			1	100%	1
GRAND VIEW HOSPITAL			1	100%	1
PRIMARY CARE & PEDIATRICS - SHEPHERSTOWN		1			1
LP Marietta II, LLC		1			1
LAKELAND MEDICAL CENTER			1	100%	1
WALGREENS #10264		1			1
CITRONELLE HEALTH AND REHABILITATION CENTER		1			1
Alden Lincoln Park			1	100%	1
SUMMIT DETOX INC			1	100%	1
NEMOURS CHILDRENS PRIMARY CARE CLERMONT			1	100%	1
THE MEDICAL CENTER AT BOWLING GREEN			1	100%	1
INTERNAL MEDICINE ASSOCIATES		1			1
Kingston of Miamisburg		1			1
CVS / PHARMACY #10794			1	100%	1
RICHMOND MEDICAL CENTER FOR WOMEN		1			1
NEVADA RURAL HOUSING AUTHORITY			1	100%	1
SUMMIT COUNTY PUBLIC HEALTH DEPARTMENT			1	100%	1
TRADITIONAL MEDICINE CENTER			1	100%	1
Douglas County Health Center		1			1
Belvoir Woods Health Care Center at The Fairfax		1			1
DAVENPORT DIALYSIS CENTER		1			1
Pontotoc Health and Rehab		1			1
CVS IN6536POCT KOKOMO		1			1
DIRECT PRIMARY CARE OF BURLESON			1	100%	1
WVU MEDICINE AT SUNCREST TOWNE CENTRE			1	100%	1
BATESVILLE - SHERWOOD URGENT CARE			1	100%	1
Woodstock Nursing and Rehabilitation Center		1			1
CSL PLASMA LAB			1	100%	1
CLEMENT MANOR HEALTH CENTER		1			1
Oakland Nursing and Rehabilitation Center		1			1
MCH PHYSICIANS GROUP			1	100%	1
VA COMMUNITY BASED CLINIC - LAKE CITY			1	100%	1
PRIMARY AND URGENT CARE			1	100%	1
CVS AZ10529POCT SCOTTSDALE		1			1
VA Ann Arbor HCS		1			1

# COVID-19: testing by laboratory

Data through Mar 21, 2021 verified as of Mar 22, 2021 at 09:25 AM

Data in this report are provisional and subject to change.

The numbers in the table below represent the number of Florida and non-Florida residents for whom test results were received by the Department of Health. A person can be tested by more than one laboratory and can have both positive and negative results. **Therefore, the sum of the numbers in each column will be larger than the total number of people tested.**

Reporting lab	Inconclusive	Negative	Positive	Percent positive	Total
KNAPP MEDICAL GROUP			1	100%	1
HEALTHCARE FOR THE HOMELESS			1	100%	1
INFECTION CONTROL DEPT			1	100%	1
RIVERSIDE PEDIATRIC GROUP, INC		1			1
ASHLEY PEDIATRICS DAY AND NIGHT CLINIC			1	100%	1
ELATION HEALTH		1			1
MEA PRIMARY CARE PLUS BYRAM			1	100%	1
Heartland Health Care Center Jacksonville			1	100%	1
Walgreens #10988		1			1
ALL CARE URGENT CARE			1	100%	1
WARREN GENERAL HOSPITAL			1	100%	1
PROGRESSIVE MEDICAL LAB LLC			1	100%	1
APPLECARE URGENT CARE KINGSLAND			1	100%	1
Medilodge of Kalamazoo		1			1
EVEXIA DIAGNOSTICS			1	100%	1
NORTH BREVARD CHILDRENS MEDICAL CENTER			1	100%	1
RANDOLPH COUNTY HEALTH & REHABILITATIO		1			1
777 URGENT CARE			1	100%	1
MANHATTAN EYE EAR AND THROAT HOSPITAL		1			1
MEDEXPRESS URGENT CARE, MOSSIDE		1			1
VERITAS GENETICS, INC.			1	100%	1
Port Orange Nursing And Rehab Center			1	100%	1
MEMORIAL HERMANN KATY HOSPITAL			1	100%	1
WEST VIRGINIA UNIVERSITY HOSPITALS			1	100%	1
DEVLAB, LLC			1	100%	1
Brio of Johnston		1			1
BRIDGEWAY CENTER INC			1	100%	1
CVS OH6164POCT DELAWARE		1			1
RCP OF MEMORIAL WEST			1	100%	1
Kroger 894 - The Little Clinic NEC		1			1
COVE AT THE MARBELLA,THE			1	100%	1
BAPTIST EMERGENCY HOSPITAL - KELLY			1	100%	1
GATEWAY FAMILY HEALTH CLINIC			1	100%	1
OMAHA VA MEDICAL CENTER			1	100%	1
TEXAS HEALTH ARLINGTON MEMORIAL HOSPITAL			1	100%	1
FALKVILLE HEALTHCARE		1			1
Parkview Care Center			1	100%	1
ALIMETRIX INC		1			1
STUDENT HEALTH CENTER			1	100%	1
WALGREENS #10308		1			1
METRO HEALTH HOSPITAL LABORATORY		1			1
MEDICAL UNIVERSITY OF SOUTH CAROLINA			1	100%	1
CARE ADVANTAGE			1	100%	1
OMC PRIMARY CARE - HOSPITAL CAMPUS			1	100%	1
PUBLIX PHARMACY #1114			1	100%	1
ULTIMATE KIDNEY CARE			1	100%	1

# COVID-19: testing by laboratory

Data through Mar 21, 2021 verified as of Mar 22, 2021 at 09:25 AM

Data in this report are provisional and subject to change.

The numbers in the table below represent the number of Florida and non-Florida residents for whom test results were received by the Department of Health. A person can be tested by more than one laboratory and can have both positive and negative results. **Therefore, the sum of the numbers in each column will be larger than the total number of people tested.**

Reporting lab	Inconclusive	Negative	Positive	Percent positive	Total
APPLECARE URGENT CARE			1	100%	1
TEXAS HEALTH ARLINGTON MEMORIAL		1			1
ELKTON TRANSITIONAL CARE CENTER		1			1
PEDRO MENENDEZ HEALTH CENTER AT ST JOHNS			1	100%	1
PERRY COUNTY NURSING HOME		1			1
NEW HORIZON PRIMARY CARE LLC			1	100%	1
SACRED HEART MEDICAL CENTER			1	100%	1
UNIVERSITY OF VERMONT MEDICAL CENTER			1	100%	1
BAPTIST MINOR MEDICAL CENTER			1	100%	1
HEBER VALLEY HOSPITAL			1	100%	1
BISHOP KEARNEY		1			1
WALGREENS #04176		1			1
SWIFTCARE URGENT CARE, PLLC			1	100%	1
ENCOMPASS HEALTH REHABILITATION			1	100%	1
ELKHART GENERAL HOSPITAL			1	100%	1
AL MANI HEALTH INSTUTUTE		1			1
Urgent Care 24/7 Orlando LLC			1	100%	1
Big River Nursing and Rehab		1			1
MEDEXPRESS URGENT CARE -HOWELL US HWY		1			1
MEMORIALCARE LONG BEACH MEDICAL CENTER			1	100%	1
Avera Sr. James Care Center		1			1
BETHESDA ON TURKEY CREEK			1	100%	1
UMASS MEMORIAL MEDICAL CENTER, INC		1			1
WEST COAST CLINICAL LABS INC			1	100%	1
AUGUSTA HEALTH CLINICAL LABORATORY			1	100%	1
HOUSTON DEPARTMENT OF HEALTH AND HUMAN SERVICES			1	100%	1
COLER REHABILITATION AND NURSING CARE		1			1
SOUTHERN SPRINGS HEALTH CARE		1			1
CVS M08595POCT RAYMORE		1			1
BLOOD SYSTEMS LABORATORIES			1	100%	1
THE CHRIST HOSPITAL			1	100%	1
GOOD SAMARITAN SOCIETY-FOREST CITY		1			1
Ideal Senior Living Center		1			1
BROCK HUGHES MEDICAL CENTER			1	100%	1
SOUTHEASTERN PATHOLOGY ASSOCIATES			1	100%	1
Chateau Girardeau			1	100%	1
Lemont Nursing and Rehab Center			1	100%	1
MEDTOWN PHARMACY			1	100%	1
Brakeley Park Center		1			1
BRONSON METHODIST HOSPITAL			1	100%	1
BMC MAYPORT			1	100%	1
UNIVERSITY OF MIAMI HOSPITALS & CLINIC			1	100%	1
BLUFFTON HEALTH CENTER			1	100%	1
AMERICAN DRUG TESTING LAB LLC			1	100%	1
NATION'S BEST CARE HOME HEALTH			1	100%	1
UT HEALTH RIO GRANDE VALLEY PRIMARY CARE AT			1	100%	1

# COVID-19: testing by laboratory

Data through Mar 21, 2021 verified as of Mar 22, 2021 at 09:25 AM

Data in this report are provisional and subject to change.

The numbers in the table below represent the number of Florida and non-Florida residents for whom test results were received by the Department of Health. A person can be tested by more than one laboratory and can have both positive and negative results. **Therefore, the sum of the numbers in each column will be larger than the total number of people tested.**

Reporting lab	Inconclusive	Negative	Positive	Percent positive	Total
SKYRIDGE CLINICAL ASSOCIATES		1			1
AURORA HEALTH CARE METRO INC			1	100%	1
MISSOURI DEPT. OF HEALTH			1	100%	1
DAYTONA BEACH DIALYSIS			1	100%	1
VA ST LOUIS HEALTH CARE SYSTEM			1	100%	1
SUNCOAST RESEARCH GROUP LLC			1	100%	1
SIPERSTEIN DERMATOLOGY LLC			1	100%	1
FLORIDA MEDICAL CLINIC PA GI			1	100%	1
DILELLA			1	100%	1
SOUTH COUNTY MEDICAL CENTER			1	100%	1
Kroger 83 - The Little Clinic Rock Road		1			1
WELL-KEY URGENT CARE SEVIERVILLE			1	100%	1
Kroger 359 - The Little Clinic Bellevue		1			1
FLORIDA FAMILY LABORATORY		1			1
Good Samaritan Society		1			1
EXCEL URGENT CARE OF NJ			1	100%	1
GARNET HEALTH DOCTORS		1			1
CARINGPLUS HOMECARE LLC			1	100%	1
CVS MN663POCT APPLE VALLEY		1			1
Dulles Health and Rehab Center		1			1
BOLLES SCHOOL, THE			1	100%	1
SC-GA2018 SIMPSONVILLE REHABILITATION		1			1
C V S / PHARMACY #833		1			1
THE INTERNAL MEDICAL GROUP		1			1
LIFE CARE CENTER OF HILTON HEAD		1			1
EVANS FAMILY CARE PA			1	100%	1
SHRIVERS PHARMACY AND WELLNESS CENTER			1	100%	1
COMMUNITY CARE CENTER□		1			1
LANTANA HC LAB			1	100%	1
PALMETTO BAY MEDICAL CENTER			1	100%	1
Kroger - KR062000426			1	100%	1
HERNANDO COUNTY HEALTH DEPT			1	100%	1
Crisp Regional Nursing and Rehab Center		1			1
FAMILY PRACTICE OF CENTRAL FLORIDA PA			1	100%	1
BRANDON OUTREACH CLINIC			1	100%	1
UNLIMITED MEDICAL SERVICES OF FL PL DBA		1			1
DOCTORS AFTER HOURS URGENT CARE CENTER			1	100%	1
TENNOVA HEALTHCARE - CLEVELAND			1	100%	1
ODYSSEY HEALTH CARE OF MARION COUNTY LLC		1			1
SAINT LEO UNIVERSITY INCORPORATED			1	100%	1
ST VINCENTS OUTPATIENT IMAGING		1			1
LEELANAU OPCO, LLC		1			1
NAVARRO MEDICAL CENTERS LLC			1	100%	1
HHCS PHARMACY INC			1	100%	1
DR JAMES D FORBES FAMILY CARE CENTER			1	100%	1
CHI MEMORIAL HOSPITAL CHATTANOOGA			1	100%	1

# COVID-19: testing by laboratory

Data through Mar 21, 2021 verified as of Mar 22, 2021 at 09:25 AM

Data in this report are provisional and subject to change.

The numbers in the table below represent the number of Florida and non-Florida residents for whom test results were received by the Department of Health. A person can be tested by more than one laboratory and can have both positive and negative results. **Therefore, the sum of the numbers in each column will be larger than the total number of people tested.**

Reporting lab	Inconclusive	Negative	Positive	Percent positive	Total
Isle Health and Rehabilitation Center			1	100%	1
Manor Care Health Services- Wilmington			1	100%	1
Fairhope		1			1
ROYAL PALM RETIREMENT CENTRE		1			1
MINUTECLINIC DIAGNOSTIC OF VIRGINIA, LLC #1980		1			1
LRGHEALTHCARE		1			1
5 STAR HOME HEALTH SERVICES INC		1			1
Moab Regional Hospital			1	100%	1
Kroger 968 - The Little Clinic Colerain Township		1			1
RESOURCE PATH LLC			1	100%	1
HEALTH CARE SERVICES LC			1	100%	1
CURA LABORATORY SERVICES			1	100%	1
Courtenay Springs Village			1	100%	1
PALM SPRINGS GENERAL HOSPITAL			1	100%	1
LIFE CARE CENTER OF GWINNETT		1			1
Troy Center for Rehabilitation & Nursing		1			1
BNJ		1			1
MEDEXPRESS URGENT CARE - DERBY N ROCK		1			1
PUTNAM CO HOSPITAL-D/B/A ASBURY TOWERS		1			1
VELOCITY URGENT CARE - LITTLE CREEK			1	100%	1
HABANA HEALTH CARE CENTER			1	100%	1
POETS WALK SARASOTA			1	100%	1
SHANNON CLARK OD, PA			1	100%	1
WEILL CORNELL MEDICAL ASSOCIATES - EAST SIDE		1			1
ALLIED PEDIATRICS & FAMILY MEDICINE			1	100%	1
GIBSON AREA PRIMARY CARE			1	100%	1
Diversicare of Smyrna		1			1
URGENT CARE OF COASTAL GEORGIA			1	100%	1
PALM COTTAGE OPERATOR LLC			1	100%	1
UNIVERSITY OF FLORIDA			1	100%	1
HENRY FORD WEST BLOOMFIELD HOSPITAL			1	100%	1
VISTA DEL SOL MED ASSOC		1			1
HENRY FORD HOSPITAL			1	100%	1
El Paso Health Care Center			1	100%	1
PEDIATRIC PARTNERS			1	100%	1
OPTIMAL MEDICINE INC		1			1
Bivins Pointe			1	100%	1
METROWEST MEDICAL CENTER - FRAMINGHAM			1	100%	1
JP MORGAN CHASE HEALTH SERVICES			1	100%	1
ASSOCIATES MD MEDICAL GROUP INC			1	100%	1
UNIVERSITY OF SOUTH FLORIDA			1	100%	1
PREMIER HEALTH CARE INC			1	100%	1
MOBILE MEDICAL CLINIC			1	100%	1
Kroger 410 - The Little Clinic Trinity		1			1
RENOWN REGIONAL MEDICAL CENTER			1	100%	1
LABTECH DIAGNOSTICS			1	100%	1

# COVID-19: testing by laboratory

Data through Mar 21, 2021 verified as of Mar 22, 2021 at 09:25 AM

Data in this report are provisional and subject to change.

The numbers in the table below represent the number of Florida and non-Florida residents for whom test results were received by the Department of Health. A person can be tested by more than one laboratory and can have both positive and negative results. **Therefore, the sum of the numbers in each column will be larger than the total number of people tested.**

Reporting lab	Inconclusive	Negative	Positive	Percent positive	Total
CVS NC2749POCT CONCORD		1			1
Sherwood Oaks Health Center			1	100%	1
CVS NE2741POCT LA VISTA		1			1
FLORIDA HOSPITAL LAB			1	100%	1
Florida Baptist Retirement Center		1			1
FREEPORT ER DOX URGENT CARE		1			1
MOUNT SINAI MEDICAL CENTER AVENTURA ER			1	100%	1
CURELOGICS WOUND CARE & HYPERBARIC CENTER		1			1
SANTA BARABARA ALF LLC (THE WINDSOR)			1	100%	1
MT SINA1 HOSPICE			1	100%	1
BAYMEADOWS PEDIATRIC CARE		1			1
WOOD COUNTY HEALTH DEPARTMENT			1	100%	1
CVS AZ9277POCT TUCSON		1			1
Chestnut Ridge Nursing & Rehab		1			1
FLORIDA HOSPITAL ORMOND BEACH			1	100%	1
Walgreens #11724		1			1
Lynwood		1			1
AMERICAN MEDICAL RESPONSE - FARMER BRA		1			1
CARBON HEALTH			1	100%	1
CENTRAL ALABAMA HEALTH CARE SYSTEM			1	100%	1
NEW SMYRNA BEACH AMBULATORY CARE CTR			1	100%	1
Crowne Place Assisted Living		1			1
CORDOVA FAMILY PRACTICE			1	100%	1
CVS NC7051POCT WAKE FOREST		1			1
Kroger 419 - The Little Clinic Farmington/Exeter		1			1
Kroger 465 - The Little Clinic Oakley		1			1
ST. MARY MEDICAL CENTER		1			1
COLLIER BLVD HMA PHYSICIANS MANAGEMENT LLC			1	100%	1
RELIANCE HOME HEALTH CARE INC		1			1
TRUCARE LIVING CENTERS - SELMA			1	100%	1
WAYNE COUNTY PUBLIC HEALTH		1			1
BRISTOL CHILDRENS CLINIC			1	100%	1
Kroger - KR003500568			1	100%	1
ST JOHN'S MEDICAL CENTER, TETON VILLAGE			1	100%	1
ABINGTON MEMORIAL HOSPITAL			1	100%	1
DOCTORS CARE - GREER		1			1
TRIDENT ANTI AGING LLC			1	100%	1
GATEWAY LABORATORIES		1			1
MD NOW URGENT CARE			1	100%	1
FAMILY MEDICAL CENTRE			1	100%	1
CARENOW-MONTGOMERY			1	100%	1
WELLSNOW URGENT CARE-OSWEGO			1	100%	1
CVS OK6225POCT EDMOND		1			1
ROSE HAVEN NURSING CENTER		1			1
Livingston County Center for Nursing and Rehabilitation		1			1
ST JUDE CARE CENTER		1			1

# COVID-19: testing by laboratory

Data through Mar 21, 2021 verified as of Mar 22, 2021 at 09:25 AM

Data in this report are provisional and subject to change.

The numbers in the table below represent the number of Florida and non-Florida residents for whom test results were received by the Department of Health. A person can be tested by more than one laboratory and can have both positive and negative results. **Therefore, the sum of the numbers in each column will be larger than the total number of people tested.**

Reporting lab	Inconclusive	Negative	Positive	Percent positive	Total
WINCHESTER URGENT CARE, PC		1			1
FAIRHAVEN		1			1
ULTIMATE ANALYSIS LABORATORY			1	100%	1
PALMETTO PRIMARY CARE PHYSICIANS			1	100%	1
WESLEY MEDICAL CENTER			1	100%	1
RAYMOND F CARON MD			1	100%	1
MERITER LABORATORIES			1	100%	1
DOCTORS CHOICE HOME CARE INC			1	100%	1
LPG PRIMARY CARE AT LABELLE			1	100%	1
MISSION HOSPITAL			1	100%	1
BAPTIST HOSPITAL LABORATORY			1	100%	1
MEDICAL CENTER			1	100%	1
PHYSICIANS PRIMARY CARE LEHIGH PEDS			1	100%	1
CVS AZ3264POCT PHOENIX			1	100%	1
EXCEPTIONAL EMERGENCY CENTER			1	100%	1
AUTUMN CARE OF STATESVILLE, LLC		1			1
Manor Care Health Care Services - Williamsport North		1			1
Kroger 753 - The Little Clinic Goss Avenue		1			1
REEVES COUNTY HOSPITAL DISTRICT			1	100%	1
LAKE MARY DIALYSIS			1	100%	1
CVS NV9586POCT RENO		1			1
Good Samaritan Society - Mountian Lake		1			1
Kroger 909 - The Little Clinic Hamilton			1	100%	1
PATHOLOGYT & LAB MEDICINE SERVICES			1	100%	1
PRACTITIONERS IN MOTION			1	100%	1
LOPEZ		1			1
UF HEALTH - WILDLIGHT			1	100%	1
INDIAN RIVER CLINICAL LABORATORY, INC.		1			1
Victoria Manor		1			1
LITTLE COMPANY OF MARY HOSPITAL			1	100%	1
Birmingham Nursing & Rehab Center		1			1
JOHN D. ARCHBOLD MEMORIAL HOSPITAL			1	100%	1
RAPID MEDLAB (002M0)		1			1
PRIMARY CARE GROUP LLC		1			1
Garden View Care Center at Dougherty Ferry		1			1
PENINSULA REGIONAL MED CTR LAB			1	100%	1
BLACK SHEEP MEDICAL			1	100%	1
KENNEDY BOULEVARD DIALYSIS			1	100%	1
NORTH MIAMI BEACH SURGICAL CENTER			1	100%	1
Elderwood at Lancaster		1			1
Glenview Terrace Nursing Center		1			1
PROFESSIONAL DIALYSIS CENTER			1	100%	1
MOBILE HEALTH MEDICAL SERVICES PC		1			1
MANCHESTER COMMONS		1			1
SUTTER GOULD MEDICAL FOUNDATION			1	100%	1
Integrity Healthcare of Carbondale			1	100%	1



# COVID-19: testing by laboratory

Data through Mar 21, 2021 verified as of Mar 22, 2021 at 09:25 AM

Data in this report are provisional and subject to change.

The numbers in the table below represent the number of Florida and non-Florida residents for whom test results were received by the Department of Health. A person can be tested by more than one laboratory and can have both positive and negative results. **Therefore, the sum of the numbers in each column will be larger than the total number of people tested.**

Reporting lab	Inconclusive	Negative	Positive	Percent positive	Total
LARKIN COMMUNITY HOSPITAL PALM SPRINGS CAMPUS			1	100%	1
BAPTIST ASI			1	100%	1
ST. LUKE'S HOSPITAL			1	100%	1
LCMC LAB SUBSECTION		1			1
PASTEUR MEDICAL CENTER LLC		1			1
Kroger 629 - The Little Clinic Cartersville, GA Hwy 41		1			1
CHRISTUS GOOD SHEPHERD MEDICAL CENTER			1	100%	1
GABRIELA GOLDSTEIN MD PA			1	100%	1
VETERANS AFFAIRS MEDICAL CENTER - EAST ORANGE			1	100%	1
LADY LAKE FAMILY MEDICINE			1	100%	1
NEW ERA HEALTH CENTER INC		1			1
CONCIERGE INTERNAL MEDICINE ASSOCIATES			1	100%	1
BALLAD HEALTH MEDICAL ASSOCIATES URGENT CARE			1	100%	1
PASTEUR MEDICAL HIALEAH GARDEN LLC			1	100%	1
SPARTA HEALTH & REHAB		1			1
FHPG INTERNAL MEDICINE OF BRANDON			1	100%	1
LABORATORIO MEDICO CENTRAL CONDOMINO MD			1	100%	1
ELLIS HOSPITAL URGENT CARE CENTER LAB		1			1
NORTHSIDE FAMILY MEDICINE AND URGENT CARE (CUMMING)		1			1
HEALTH PLUS SUNRISE MEDICAL OFFICE			1	100%	1
LAKE VISTA DIALYSIS			1	100%	1
Villages of St.Peters		1			1
LSU MEDICAL CENTER			1	100%	1
CLERMONT PEDIATRICS, PA			1	100%	1
MEDEXPRESS URGENT CARE - CINNAMINSON		1			1
Kroger 923 - The Little Clinic Centerville		1			1
BAYLOR SCOTT & WHITE MEDICAL SURGICAL CLINIC			1	100%	1
NASON HOSPITAL			1	100%	1
PEDIATRIC ASSOCIATES OF ORLANDO			1	100%	1
Hillside Rehab and Care Center			1	100%	1
TAMPA HEALTH CARE PROVIDERS PA		1			1
HARRIS URGENT CARE CENTER			1	100%	1
Highland Ave. Eye Clinic		1			1
COLOMBO'S PHARMACY		1			1
WINCHESTER HOSPITAL			1	100%	1
DECATUR MORGAN HOSPITAL - DECATUR GENE		1			1
PALATKA VA CBOC		1			1
MEDICAL ASSOCIATES OF BREVARD LLC		1			1
LOURDES URGENT CARE			1	100%	1
NANCY M WORTHINGTON MD PA			1	100%	1
FAIRVIEW SOUTHDAL			1	100%	1
PowerBack Piscataway Center		1			1
ADVANTA LABS, LLC		1			1
LabCorp of America			1	100%	1
TMH PHYSICIAN PARTNERS			1	100%	1
NORTHEAST TEXAS DIALYSIS		1			1

# COVID-19: testing by laboratory

Data through Mar 21, 2021 verified as of Mar 22, 2021 at 09:25 AM

Data in this report are provisional and subject to change.

The numbers in the table below represent the number of Florida and non-Florida residents for whom test results were received by the Department of Health. A person can be tested by more than one laboratory and can have both positive and negative results. **Therefore, the sum of the numbers in each column will be larger than the total number of people tested.**

Reporting lab	Inconclusive	Negative	Positive	Percent positive	Total
RIDGEFIELD PEDIATRIC ASSOCIATES		1			1
OHIOHEALTH URGENT CARE			1	100%	1
HEARTLAND REGIONAL MEDICAL CENTER		1			1
NHC DICKSON		1			1
LEESBURG DIALYSIS CENTER		1			1
LADY OF THE SEA HOSPITAL LAB			1	100%	1
PEDIATRIC PARTNERS OF ZEPHYRHILLS PA			1	100%	1
PALM COAST DRAW STATION/AMERICAN HEALTH ASSOCIATES		1			1
WINDSOR MANOR			1	100%	1
HOME AIDE SVC OF EASTERN NY INC D/B/A		1			1
CAREFIRST URGENT CARE - BEECHMONT			1	100%	1
LABONE		1			1
PINNACLE DIALYSIS		1			1
Kroger 126 - The Little Clinic Cottonwood		1			1
MINUTECLINIC DIAGNOSTIC OF NH, LLC (CL		1			1
SJMC PHYSICIAN SERVICES			1	100%	1
NORTHWEST FLORIDA SPECIALTY PHYSICIANS LLC		1			1
LOUIS STOKES CLEVELAND VA MEDICAL CENTER			1	100%	1
TOXUSALABS DBA CONNECTDX LABS		1			1
ADVENTHEALTH DURAND			1	100%	1
MEDEX CLINIC LLC			1	100%	1
ARISTACARE AT MANCHESTER		1			1
Dugan Memorial Home		1			1
MERCY HEALTH			1	100%	1
C A R E S		1			1
CVS CT2210POCT RIVERSIDE		1			1
ORCHARD PARK HEALTH CARE AND REHABILITATION CENTER		1			1
WALGREENS #10854		1			1
RIDGE OPTUM FLORIDA			1	100%	1
INDIANA STATE DEPARTMENT OF HEALTH CLINIC MICROBIOLOGY		1			1
GOLDING-GRANADO MEDICAL ASSOCIATES		1			1
FAIRVIEW HOSPITAL			1	100%	1
FLORHAM PARK ENDOSCOPY CENTER		1			1
STAMFORD HOSPITAL			1	100%	1
PHYSICIANS IMMEDIATE CARE			1	100%	1
MINUTE CLINIC DIAGNOSTICS OF IN, LLC #6252		1			1
REELFOOT FAMILY WALK-IN CLINIC		1			1
Kroger 699 - The Little Clinic Smyrna		1			1
MORGAN STANELY HEALTH CENTER		1			1
MED FIRST IMMEDIATE CARE AND FAMILY PRACTICE			1	100%	1
Walgreens #9620		1			1
GENESEE COUNTY HEALTH DEPARTMENT		1			1
LEHIGH REGIONAL WOUND CENTER			1	100%	1
LUMICO LIFE INSURANCE COMPANY		1			1
BAY AREA HOSPITAL LAB & HST		1			1
TREASURE COAST PRIMARY CARE		1			1

# COVID-19: testing by laboratory

Data through Mar 21, 2021 verified as of Mar 22, 2021 at 09:25 AM

Data in this report are provisional and subject to change.

The numbers in the table below represent the number of Florida and non-Florida residents for whom test results were received by the Department of Health. A person can be tested by more than one laboratory and can have both positive and negative results. **Therefore, the sum of the numbers in each column will be larger than the total number of people tested.**

Reporting lab	Inconclusive	Negative	Positive	Percent positive	Total
WALGREEN#12147		1			1
PROVIDENCE ST PETER HOSPITAL		1			1
BIOMAT ORLANDO		1			1
CAPSTONE REHABILITATION AND HEALTHCARE		1			1
CHI ST VINCENT LITTLE ROCK DIAGNOSTIC CLINIC			1	100%	1
Wetumpka Health and Rehab, LLC		1			1
BOND COUNTY HEALTH DEPARTMENT			1	100%	1
MOUNT ST MARYS HOSPITAL OF NIAGARA FALLS			1	100%	1
Wildwood Healthcare		1			1
SOUTHWEST FLORIDA DIVISION LAB			1	100%	1
NEVADA DEPARTMENT OF HEALTH AND HUMAN SERVICES			1	100%	1
WALGREENS #04569		1			1
Shoreline Care Center			1	100%	1
AFFILIATED LABORATORIES INC			1	100%	1
CARESPOT EXPRESS HEALTHCARE BOYNTON BEACH			1	100%	1
WY RETIREMENT CENTER		1			1
EILEEN TURBESSI MD PA		1			1
Walgreens #5065		1			1
Strasburg Care Center		1			1
HEALTH FIRST HOME CARE		1			1
FLAGLER COUNTY BOARD OF COUNTY COMMISSIONERS			1	100%	1
ACCESS MEDICAL GROUP OF TAMPA INC			1	100%	1
BAPTIST HOSPITAL FAMILY MEDICINE &			1	100%	1
Kroger 682 - The Little Clinic Combs and Gantzel		1			1
BRIAN C GRINER MD LLC			1	100%	1
DIMMIT REGIONAL HOSPITAL			1	100%	1
SIMPLY HEALTHCARE AND WELLNESS CLINIC, PC			1	100%	1
COVENANT HEALTH		1			1
CVS NE5714POCT OMAHA		1			1
HOLYCROSS URGENT CARE AND IMAGING CENTER		1			1
PORTSMOUTH REG. HOSPITAL			1	100%	1
HEALTHALLIANCE HOSPITAL LABORATORY		1			1
BRADENTON DIALYSIS			1	100%	1
WATERS PEDIATRIC CENTER			1	100%	1
BETHESDA HEALTH PHYSICIANS GROUP		1			1
NEW YORK CITY DEPARTMENT OF HEALTH			1	100%	1
KATHY L ANDERSON DO PA			1	100%	1
B2 URGENT CARE			1	100%	1
Kroger 531 - The Little Clinic Waterville		1			1
CARDIOLOGY AND FITNESS MEDICINE		1			1
ALL PEDIATRIC CARE PA			1	100%	1
CATHEDRAL GERONTOLOGY CENTER DBA CATHEDRAL CARES			1	100%	1
ORMC-ARDEN/EOI			1	100%	1
MEDEXPRESS URGENT CARE - CHERRY HILL		1			1
CVS CA9145POCT SANTEE			1	100%	1
HEALTH ALLIANCE			1	100%	1

# COVID-19: testing by laboratory

Data through Mar 21, 2021 verified as of Mar 22, 2021 at 09:25 AM

Data in this report are provisional and subject to change.

The numbers in the table below represent the number of Florida and non-Florida residents for whom test results were received by the Department of Health. A person can be tested by more than one laboratory and can have both positive and negative results. **Therefore, the sum of the numbers in each column will be larger than the total number of people tested.**

Reporting lab	Inconclusive	Negative	Positive	Percent positive	Total
GOOD SAMARITAN SOCIETY - DE SMET		1			1
Illiana HCS -Danville VAMC		1			1
Lutheran Community at Telford		1			1
DEERFIELD BEACH REHABILITATION AND NURSING			1	100%	1
KID FIXERS		1			1
AML DIAGNOSTICS- ADV TESTING IN METABOLIC MEDICINE			1	100%	1
SUMMER PLACE NURSING & REHABILITATION		1			1
Senatobia Healthcare & Rehab		1			1
SC-GA2018 MCCORMICK REHAB & HEALTHCARE		1			1
CVS CA9103POCT ESCONDIDO		1			1
EUGENE T FINAN, MD			1	100%	1
NORTHSIDE HOSPITAL DULUTH			1	100%	1
Brattleboro Crossings LLC dba Pine Heights at Brattleboro		1			1
Kroger 541 - The Little Clinic Long Hollow Pike		1			1
SLIDELL MEMORIAL HOSPITAL			1	100%	1
MEDSTAR HEALTH URGENT CARE			1	100%	1
ICARE		1			1
CVS NC2559POCT CHARLOTTE		1			1
MEDCOR INC			1	100%	1
SIGNATURE CARE COLLEGE STATION			1	100%	1
PEDIATRIC URGENT CARE CENTR OF FORT WORTH-LA GRAN			1	100%	1
KIDS CARE PEDIATRICS PA			1	100%	1
Hearthstone Nursing and Rehabilitation Center		1			1
RED HOOK FAMILY PRACTICE		1			1
MADISON AT OVIEDO			1	100%	1
White River Health Care Center		1			1
ADVENTHEALTH MEDICAL GROUP INTERNAL MEDICINE AT MILLS			1	100%	1
MEDLABS OF FLORIDA LLC D/B/A MEDLABS DIAGNOSTICS		1			1
ManorCare Yeadon		1			1
MEADOWS PARK HEALTH AND REHABILITATION		1			1
PHYSICIANS LAB INC			1	100%	1
COMMUNITY MEDICAL CARE			1	100%	1
PARK AVENUE DERMATOLOGY NORTH			1	100%	1
SCRIPTS PLUS INC DBA THE MEDICINE SHOP		1			1
ALL CHILDRENS PEDIATRIC CLINIC			1	100%	1
ASSOCIATESMD			1	100%	1
HARBOR OAKS GOLDEN YEARS			1	100%	1
FAMILY MEDICINE AT CELEBRATION		1			1
POINTE MEDICAL SERVICES INC			1	100%	1
BAXTER REGIONAL MEDICAL CENTER			1	100%	1
HOWELL BRANCH COURT			1	100%	1
Dexter Health Care		1			1
HAYS CLINICAL LAB			1	100%	1
Highland Pines Health and Rehab		1			1
KROGER 915 - THE LITTLE CLINIC ANDERSON			1	100%	1
WINTER GARDEN CHILDREN'S HEALTH CENTERS			1	100%	1

# COVID-19: testing by laboratory

Data through Mar 21, 2021 verified as of Mar 22, 2021 at 09:25 AM

Data in this report are provisional and subject to change.

The numbers in the table below represent the number of Florida and non-Florida residents for whom test results were received by the Department of Health. A person can be tested by more than one laboratory and can have both positive and negative results. **Therefore, the sum of the numbers in each column will be larger than the total number of people tested.**

Reporting lab	Inconclusive	Negative	Positive	Percent positive	Total
PALMETTO LANDING			1	100%	1
MEMORIAL HERMANN MEDICAL GROUP-ATASCOCITA PEDS			1	100%	1
BROOKS REHAB			1	100%	1
NORTH BROWARD MEDICAL CENTER			1	100%	1
BROOKDALE AVONDALE (BU 04360)			1	100%	1
GATEWAY HEALTHCARE, PC			1	100%	1
TWIN			1	100%	1
NORTH COUNTY MEDICAL LAB			1	100%	1
NORTH SHORE HEMATOLOGY-ONCOLOGY ASSOCI		1			1
LAB PLUS, LLC			1	100%	1
ADVENT HEALTH - OWASA			1	100%	1
ROAN MOUNTAIN MEDICAL CENTER			1	100%	1
THE CHILDREN'S HOSPITAL OF PHILADELPHIA		1			1
SHARON REGIONAL MEDICAL CENTER			1	100%	1
YOUR HEALTH PEDIATRICS INC			1	100%	1
CVS PA10825POCT PLYMOUTH MEETING		1			1
ONPOINT URGENT CARE			1	100%	1
Vibralfie of El Paso Rehabilitation Center			1	100%	1
Country View of Sunbury			1	100%	1
15 TO KNOW			1	100%	1
ABE'S GARDEN/PARK MANOR APARTMENTS		1			1
TRAVIS LEE THOMPSON MD			1	100%	1
URGENT CARE OF FORT LAUDERDALE INC			1	100%	1
IMMEDIATE CARE MEDICAL CENTER			1	100%	1
CARESOUTH HHA HOLDINGS OF VIRGINIA, LLC			1	100%	1
EXAC CARE CROSSVILLE		1			1
Village Crest Center for Health & Rehabilitation		1			1
WAYCROSS INTRTNAL MEDICINE			1	100%	1
DIGNITY HEALING LLC			1	100%	1
ELAN MANATEE			1	100%	1
SOMA MEDICAL CENTER PA #2 OAKLAND			1	100%	1
CVS KS8573POCT OVERLAND PARK		1			1
NORTHERN KENTUCKY HEALTH DEPARTMENT			1	100%	1
NYU LANGONE AMBULATORY CARE LAKE SUCCE		1			1
COUNTY OF HAMILTON			1	100%	1
Seal Rock Healthcare		1			1
PEACE HEALTH FAMILY MEDICINE AT 87TH AVE		1			1
SOUTHWOOD NURSING & RETIREMENT CENTER		1			1
SONORAN DESERT PATHOLOGY			1	100%	1
SAINT JOSEPH'S HOSPITAL AND MEDICAL CENTER		1			1
FASTMED URGENT CARE			1	100%	1
SELF REGIONAL HEALTHCARE			1	100%	1
BEAUMONT URGENT CARE		1			1
DW MCMILLAN MEMORIAL HOSPITAL LABORATORY			1	100%	1
MEDEXPRESS URGENT CARE-VINLAND SOUTH			1	100%	1
NHC Sequatchie		1			1

# COVID-19: testing by laboratory

Data through Mar 21, 2021 verified as of Mar 22, 2021 at 09:25 AM

Data in this report are provisional and subject to change.

The numbers in the table below represent the number of Florida and non-Florida residents for whom test results were received by the Department of Health. A person can be tested by more than one laboratory and can have both positive and negative results. **Therefore, the sum of the numbers in each column will be larger than the total number of people tested.**

Reporting lab	Inconclusive	Negative	Positive	Percent positive	Total
UNIVERSITY OF BALTIMORE WASHINGTON MEDICAL CENTER			1	100%	1
CAMBRIDGE HEALTH ALLIANCE			1	100%	1
Terrace Glen Village		1			1
CHATEAU TERREBONNE HEALTH CARE		1			1
CYPRESS VILLAGE REHAB CENTER		1			1
Kroger 481 - The Little Clinic Houston Levee		1			1
INSTANT MEDICAL CARE CENTER			1	100%	1
PARK LANE NURSING HOME		1			1
PARRISH MEDICAL GROUP			1	100%	1
GIFFORD MEMORIAL HOSPITAL		1			1
SOUTHWOOD HEALTHCARE CENTER		1			1
CVS IN6555POCT BROWNSBURG		1			1
GREATER MIAMI DIALYSIS			1	100%	1
CENTRAL FLORIDA HOSPITALIST			1	100%	1
IMMY LABS			1	100%	1
NHLS			1	100%	1
Kroger 086 - The Little Clinic Broomfield-Sheridan		1			1
Metairie Healthcare Center			1	100%	1
ADVANCED INDIVIDUALIZED MEDICINE OF NAPLES			1	100%	1
Peninsula Nursing and Rehabilitation Center		1			1
UT MD ANDERSON CANCER CENTER-TUMOR MARKER LAB			1	100%	1
GREYSTONE HOME HEALTH OF GREATER ORLANDO LLC		1			1
MEMORIAL HOSPITAL MIRAMAR WAIVED TESTING			1	100%	1
AdventHealth Care Center Zephyrhills North			1	100%	1
St. Ann Rehabilitation and Nursing Center		1			1
KROGER 785 - THE LITTLE CLINIC DIXIE HWY		1			1
UF HEALTH THE VILLAGES			1	100%	1
BROOKDALE FORT WALTON BEACH			1	100%	1
AFTER HOURS CLINIC			1	100%	1
LAB PLUS, LLC AT ASCENSION SAINT THOMA		1			1
The Carrington		1			1
MOSOLF PEDIATRICS PA			1	100%	1
MAYO MEDICAL LABORATORIES			1	100%	1
LAKE REGIONAL HEALTH			1	100%	1
UT HEALTH RGV CLINICAL LABORATORY			1	100%	1
CHILDRENS SPECIALIST PEDIATRIC PULMMOLOGY &			1	100%	1
SOUTHWESTERN VERMONT MEDICAL CENTER			1	100%	1
1ST CHOICE URGENT CARE CENTER LLC			1	100%	1
CARE CONNECTIONS AT HOME LLC			1	100%	1
PACE UNIVERSITY HEALTH CARE		1			1
RIVERSIDE COUNTY PUBLIC HEALTH LABORATORY			1	100%	1
Tremont Health & Rehabilitation Center		1			1
MEDPOST - NORTH DALLAS			1	100%	1
ALLIANCE LABORATORY SERVICES			1	100%	1
WALGREENS #04311		1			1
ADVENTHEALTH PHYSICIAN GROUP - APPLEWOOD			1	100%	1

# COVID-19: testing by laboratory

Data through Mar 21, 2021 verified as of Mar 22, 2021 at 09:25 AM

Data in this report are provisional and subject to change.

The numbers in the table below represent the number of Florida and non-Florida residents for whom test results were received by the Department of Health. A person can be tested by more than one laboratory and can have both positive and negative results. **Therefore, the sum of the numbers in each column will be larger than the total number of people tested.**

Reporting lab	Inconclusive	Negative	Positive	Percent positive	Total
Rio Grande City Nursing and Rehab Center			1	100%	1
PEDIATRIC SPECIALTY CLINIC COLLIER			1	100%	1
IZ MEDICAL		1			1
FLAGLER MEDICAL ASSOCIATES PA			1	100%	1
BAPTIST HEALTH SURGERY CENTER			1	100%	1
WW Chem Auto SS			1	100%	1
SANTA MONICA CA-UCLA MC			1	100%	1
PENSACOLA PATHOLOGY		1			1
SOUTH BAY CORRECTIONAL FACILITY			1	100%	1
HOLY CITY MED URGENT CARE			1	100%	1
CARENOW URGENT CARE – SPRING			1	100%	1
UNIVERSITY URGENT CARE			1	100%	1
MEMORIAL MEDICAL CENTER			1	100%	1
CARESPOT - LEE VISTA			1	100%	1
MEDEXPRESS URGENT CARE CHICOPEE			1	100%	1
FORT MYERS NORTH DIALYSIS		1			1
MARTIN ARMY COMMUNITY HOSPITAL			1	100%	1
PULMONARY MEDICINE		1			1
CSI LABORATORIES FLORIDA			1	100%	1
SALEM VAMC		1			1
GENERATIONS CENTER OF SPENCER		1			1
PM PEDIATRICS OF BAYSIDE PLLC - BELLER		1			1
MEDEXPRESS URGENT CARE - NUTLEY		1			1
THE CLINIC ON SIXTH			1	100%	1
PM PEDIATRICS PC			1	100%	1
Brookcrest Nursing Home		1			1
ST JOHNS EPISCOPAL HOSPITAL SOUTH SHORE		1			1
HARDEN DIALYSIS		1			1
CARESPOT - OCOEE			1	100%	1
DIGESTIVE DISEASE CARE PC		1			1
BEACHSIDE DETOX		1			1
Kroger 717 - The Little Clinic Dolphin Drive			1	100%	1
PANCARE HEALTH - CARR ELEM & MIDDLE SCHOOL			1	100%	1
RURAL/METRO MIDSOUTH,		1			1
Kroger 353 - The Little Clinic Harpers Point		1			1
DISCOVERY AT HOME, LLC			1	100%	1
LOUIS A JOHNSON VAMC		1			1
LAKE WALES DIALYSIS CENTER			1	100%	1
ASHLEY PEDICATRICS DAY AND NIGHT CLINIC			1	100%	1
WALGREENS # 09788		1			1
SOLARIS HEALTHCARE PLANT CITY		1			1
BOCA RATON PHYSICIANS PA			1	100%	1
Cooperstown Center for Nursing and Rehabilitation		1			1
MED TECH CLINICAL LABORATORY		1			1
GARDENS AT MAPLEWOOD			1	100%	1
TITUSVILLE REHABILITATION AND NURSING CENTER		1			1

# COVID-19: testing by laboratory

Data through Mar 21, 2021 verified as of Mar 22, 2021 at 09:25 AM

Data in this report are provisional and subject to change.

The numbers in the table below represent the number of Florida and non-Florida residents for whom test results were received by the Department of Health. A person can be tested by more than one laboratory and can have both positive and negative results. **Therefore, the sum of the numbers in each column will be larger than the total number of people tested.**

Reporting lab	Inconclusive	Negative	Positive	Percent positive	Total
EAST FL CORE LAB			1	100%	1
Mountain View Manor			1	100%	1
PELICAN STATE OUTPATIENT CENTER			1	100%	1
Holly Hill Healthcare Center			1	100%	1
NCH HEALTHCARE CREEKSIDE ENDOSCOPY			1	100%	1
SOWAL HEALTH & DRUG			1	100%	1
STANLY REGIONAL MEDICAL CENTER			1	100%	1
PARTNERS IN PRIMARY CARE		1			1
Garden Villa Bedford		1			1
COSTCO PHARMACY #1023			1	100%	1
CENTRAL TX URGENT CARE			1	100%	1
JOHNSON MEDICAL SERVICES			1	100%	1
MEDICAL CITY NORTH HILLS			1	100%	1
FLORIDA STATE UNIVERSITY HEALTH SERVICES			1	100%	1
LEE HEALTH KIDS URGENT CARE		1			1
NORTH SHORE HEMATOLOGY-ONCOLOGY ASSOCIATES		1			1
Wexner Heritage House			1	100%	1
CARENOW MIDTOWN			1	100%	1
CVS TX3702POCT KATY		1			1
STEWART MEDICAL GROUP INC			1	100%	1
HALIFAX HEALTH PRIMARY CARE			1	100%	1
MEMORIAL HOSPITAL - BELLEVILLE			1	100%	1
UMASS MEMORIAL/MARLBORO HOSPITAL			1	100%	1
FLORIDA CLINICAL LABORATORY INC DBA			1	100%	1
PAMC MICRO LAB			1	100%	1
TCPA CLINICAL LABORATORIES			1	100%	1
SOUTHEASTERN HEALTH FACILITES, INC		1			1
SOUTHWEST ORLANDO FAMILY MEDICINE, PL			1	100%	1
ADAMS COUNTY HEALTH DEPARTMENT			1	100%	1
ROYAL OAK MEDICAL CENTER LLC DBA CHARACTER FAMILY			1	100%	1
Kroger 767 - The Little Clinic Beaumont		1			1
TMH CANCER CENTER LABORATORY			1	100%	1
Arbor Springs Health and Rehab		1			1
NORTH RIVER FAMILY HEALTH CENTER			1	100%	1
PUBLIX PHARMACY # 1236			1	100%	1
SALUDA NURSING CENTER		1			1
ORLANDO HEALTH MEDICAL GROUP			1	100%	1
JOSHUA E CHESIR MD		1			1
SOMA MEDICAL CENTER PA #2			1	100%	1
MINUTE CLINIC DIAGNOSTIC PA			1	100%	1
MCR HEALTH MEDICAL EXPRESS			1	100%	1
CONNECTICUT PEDIATRICS @ CHC		1			1
KISSIMMEE HOME TRAINING		1			1
Kroger 395 - The Little Clinic Blanchester		1			1
WVU MEDICINE - WESTON			1	100%	1
MINNESOTA HERITAGE HOUSE		1			1



# COVID-19: testing by laboratory

Data through Mar 21, 2021 verified as of Mar 22, 2021 at 09:25 AM

Data in this report are provisional and subject to change.

The numbers in the table below represent the number of Florida and non-Florida residents for whom test results were received by the Department of Health. A person can be tested by more than one laboratory and can have both positive and negative results. **Therefore, the sum of the numbers in each column will be larger than the total number of people tested.**

Reporting lab	Inconclusive	Negative	Positive	Percent positive	Total
GEORGETOWN URGENT CARE			1	100%	1
Kroger 523 - The Little Clinic Dickson			1	100%	1
MOSAIC MEDICAL CENTER MARYVILLE			1	100%	1
BAPTIST HOSPITAL EAST			1	100%	1
Kroger 805 - The Little Clinic Lewis Center		1			1
UPMC NORTHWEST HOSPITAL			1	100%	1
MERCY GENERAL HOSPITAL			1	100%	1
HEARTLAND OF ZEPHYRHILLS FL, LLC			1	100%	1
LIFESPAN HEALTH - SELMER		1			1
John L. McClellan Memorial Veterans Hospital		1			1
MANHATTAN COLLEGE HEALTH SERVICES		1			1
UNIVERSITY OF MIAMI PRIMARY CARE SITE UMHC 3039			1	100%	1
Quince Nursing and Rehabilitation Center		1			1
VIP FAMILY PRACTICE			1	100%	1
UHS BINGHAMTON GENERAL			1	100%	1
CVS MA38POCT CHARLTON		1			1
HATLEY HEALTH CARE, INC		1			1
Sanford Health & Rehabilitation			1	100%	1
MEDEXPRESS URGENT CARE - WESTFIELD, E MAIN ST			1	100%	1
Chateau Living Center			1	100%	1
			1	100%	1
Brookdale Southside			1	100%	1
QUICKCARE HEALTH, INC			1	100%	1
BROOKDALE FORT MYERS LAKES PARK			1	100%	1
THE TOLEDO HOSPITAL			1	100%	1
Kroger 57 - The Little Clinic Jay C Charlestown		1			1
WEST BOYNTON DIALYSIS			1	100%	1
HYDE PARK MEDICAL CENTER		1			1
POMPANO BEACH ARTIFICIAL KIDNEY CENTER			1	100%	1
SPECTRUM LABORATORY			1	100%	1
NORTH FLORIDA CHILD DEVELOPMENT, INC			1	100%	1
Community Care Center of Heritage House, LLC			1	100%	1
WELLMED AT SOUTH STUART		1			1
MORSELIFE HOME CARE INC			1	100%	1
MODERN URGENT CARE			1	100%	1
Waddell Nursing & Rehab Center		1			1
Keller Landing Center		1			1
Longwood Community Living Center		1			1
CVS MA1875POCT ASHLAND			1	100%	1
Rehab Select of Talladega		1			1
CARE STATION MEDICAL GROUP		1			1
CHILTON MEDICAL CENTER		1			1
Williamstown Commons			1	100%	1
HALIFAX FAMILY HEALTH CENTER			1	100%	1
MEDCOR CORPORATE CLINIC			1	100%	1
CVS CT692POCT NORTH HAVEN		1			1

# COVID-19: testing by laboratory

Data through Mar 21, 2021 verified as of Mar 22, 2021 at 09:25 AM

Data in this report are provisional and subject to change.

The numbers in the table below represent the number of Florida and non-Florida residents for whom test results were received by the Department of Health. A person can be tested by more than one laboratory and can have both positive and negative results. **Therefore, the sum of the numbers in each column will be larger than the total number of people tested.**

Reporting lab	Inconclusive	Negative	Positive	Percent positive	Total
TRUMAN MEDICAL CENTER - HOSPITAL HILL			1	100%	1
CVS TX7825POCT FRISCO		1			1
Monument Health Strugis Care Center		1			1
HUNTSVILLE HOSPITAL			1	100%	1
CORPORATION OF AMERICA		1			1
MARYLAND DEPARTMENT OF HEALTH AND MENTAL HYGIENE-LABORATORIES			1	100%	1
EASTSIDE URGENT CARE			1	100%	1
PATHOLOGY		1			1
MINUTECLINIC, LLC #07876			1	100%	1
HILTON HEAD HOSPITAL/INPATIENT			1	100%	1
KIOSK MEDICINE OF KENTUCKY LLC		1			1
MANOR CARE OF DELRAY BEACH FL LLC		1			1
UNIVERSITY OF TOLEDO MEDICAL CENTER			1	100%	1
SPHERE DX			1	100%	1
ST. JOHN HOSPITAL & MEDICAL CENTER			1	100%	1
SIGNATURE CARE MEMORIAL CITY			1	100%	1
FLORIDA ADVANCED MEDICAL AND DERM AESTHETICS LLC			1	100%	1
ALPHA CLINICAL LABORATORY CORP.			1	100%	1
Robinson Terrace Rehabilitation and Nursing Center		1			1
CONCORDIA MANOR			1	100%	1
MISSION HOSPITAL - MEMORIAL CAMPUS			1	100%	1
Walgreens #19461		1			1
MEDICAL ASSOCIATES OF PINELLAS - LAB			1	100%	1
MEDEXPRESS URGENT CARE - HACKETTSTOWN		1			1
ADVANCE CARDIOVASCULAR IMAGING, INC			1	100%	1
NORTHSIDE FAMILY MEDICINE		1			1
Kroger 367 - The Little Clinic Walton		1			1
Life Care Center of Auburn		1			1
CRYSTAL RIVER FIRE DEPARTMENT			1	100%	1
FAITH FAMILY PRACTICE			1	100%	1
MEDHEALTH CLINICAL INC			1	100%	1
DESTIN SURGERY CENTER LTD		1			1
WEST FLORIDA MEDICAL ASSOCIATES PA			1	100%	1
SKY RIDGE MEDICAL CENTER - MICRO			1	100%	1
FAMILY MEDICAL CENTER OF HOLLYWOOD PA			1	100%	1
CVS OH3481POCT MARYSVILLE		1			1
CARDIAC AND VASCULAR CONSULTANTS MD PA		1			1
FIU HEALTH CARE CENTER			1	100%	1
SHAMRA MEDICAL LABORATORY			1	100%	1
Kroger 433 - The Little Clinic Atoka		1			1
ABRAKIDABRA KIDS CLINIC			1	100%	1
BROOKSVILLE REGIONAL HOSPITAL			1	100%	1
Newton Wellesley Center for Alzheimer's Care		1			1
MOUNT SINAI MEDICAL CENTER OF FLORIDA INC			1	100%	1
EH FARGO HOSPITAL LABORATORY			1	100%	1
APPLECARE BRUNSWICK			1	100%	1

# COVID-19: testing by laboratory

Data through Mar 21, 2021 verified as of Mar 22, 2021 at 09:25 AM

Data in this report are provisional and subject to change.

The numbers in the table below represent the number of Florida and non-Florida residents for whom test results were received by the Department of Health. A person can be tested by more than one laboratory and can have both positive and negative results. **Therefore, the sum of the numbers in each column will be larger than the total number of people tested.**

Reporting lab	Inconclusive	Negative	Positive	Percent positive	Total
MACKINAC STRAITS LONG TERM CARE UNIT		1			1
TRAFALGAR DIALYSIS			1	100%	1
ASPIRUS WAUSAU HOSPITAL			1	100%	1
HCL LABORATORIES			1	100%	1
CHESAPEAKE REGIONAL MEDICAL CENTER			1	100%	1
CENTRAL TX MEDICAL CENTER - LAB			1	100%	1
SUNSHINE PEDIATRICS OF LUTz			1	100%	1
PHYSICIANS PREMIER			1	100%	1
CFCH - FROSTPROOF			1	100%	1
CVS MA2600POCT WEYMOUTH			1	100%	1
TANGLEWOOD MANOR		1			1
Valley View Health and Rehabilitation, LLC		1			1
SONNI'S PEDIATRICS			1	100%	1
ALPHA 1 ANTITRYPSIN RESEARCH PROGRAM			1	100%	1
Village Green Health & Rehabilitation		1			1
Kroger 379 - The Little Clinic Stony Brook		1			1
SUMMIT LABORATORY			1	100%	1
CVS OH6167POCT ASHLAND		1			1
FAMILY MEDICINE AT KISSIMMEE		1			1
TOMAH VAMC			1	100%	1
Central Park Healthcare & Rehabilitation Center		1			1
CLEVELAND CLINIC FLORIDA LAB			1	100%	1
CELEBRATION HOSPITAL			1	100%	1
LYSTER MAIN LAB, FT RUCKER		1			1
HOSPITAL SISTERS HEALTH SYSTEM (HSHS)			1	100%	1
LAS PALMAS MEDICAL CENTER			1	100%	1
Greencroft Goshen		1			1
Imperial Healthcare Centre			1	100%	1
HEALTH EXPRESS		1			1
SSC NASHVILLE OPERATING CO LLC D/B/A		1			1
Kroger 682 - The Little Clinic New Holland Market			1	100%	1
OPTUM MEDICAL CLINIC IN ROCKRIMMON			1	100%	1
CHILDREN'S MEMORIAL HOSPITAL			1	100%	1
GEORGE WASHINGTON UNIVERSITY HOSPITAL			1	100%	1
AUSTIN URGENT CARE			1	100%	1
MEDEXPRESS URGENT CARE - VINELAND S MA		1			1
WINTER PARK MEMORIAL HOSPITAL LABORATORY		1			1
FLAGLER CARE CENTER			1	100%	1
NORTH FLORIDA FAMILY MEDICINE			1	100%	1
Brynwood Health & Rehabilitation Center			1	100%	1
CYPRESS CREEK OUTPATIENT SURGICAL CTR, LLC			1	100%	1
EAST CORE LAB			1	100%	1
SHAH			1	100%	1
BELLMORE PEDIATRICS		1			1
CONWAY - SHERWOOD URGENT CARE			1	100%	1
LEXINGTON HOSPITAL CORPORATION			1	100%	1

# COVID-19: testing by laboratory

Data through Mar 21, 2021 verified as of Mar 22, 2021 at 09:25 AM

Data in this report are provisional and subject to change.

The numbers in the table below represent the number of Florida and non-Florida residents for whom test results were received by the Department of Health. A person can be tested by more than one laboratory and can have both positive and negative results. **Therefore, the sum of the numbers in each column will be larger than the total number of people tested.**

Reporting lab	Inconclusive	Negative	Positive	Percent positive	Total
BETHESDA DIALYSIS			1	100%	1
Kroger 524 - The Little Clinic Iron Bridge Road		1			1
BAPTIST MEDICAL PLAZA AT WESTCHESTER			1	100%	1
FLAGLER HOME CARE			1	100%	1
PIONEER CLINICAL RESEARCH LLC			1	100%	1
MEDICAL SPECIALISTS OF THE PALM BEACHES INC			1	100%	1
NEMOURS CHILDREN HOSPITAL			1	100%	1
ACUPATH LABORATORIES INC			1	100%	1
CHRISTIAN REST HOME ASSOC		1			1
MY URGENT CARE CLINIC			1	100%	1
Alexandria Place		1			1
CROSS CREEK HEALTH CARE		1			1
Bethany Manor		1			1
ACCOMPLISHED HOME CARE		1			1
UNITYPOINT HEALTH TRINITY			1	100%	1
TENNOVA ER - SANGO			1	100%	1
COLUMBIA CREST CARE & RAHAB		1			1
Vi at Aventura		1			1
Kroger 825 - The Little Clinic Dorothy Lane		1			1
Kroger 447 - The Little Clinic Lebanon		1			1
FAST PACE URGENT CARE			1	100%	1
LAKEVIEW REGIONAL HOSPITAL			1	100%	1
ALLIANCE MD DIRECT PRIMARY CARE			1	100%	1
CLEVELAND CLINIC AKRON GENERAL			1	100%	1
LIBERTY HEALTH CENTER			1	100%	1
CHC SOUTHWEST FLORIDA LAB-LIVE			1	100%	1
LIFEGUARD AMBULANCE SERVICE LLC - BAY COUNTY			1	100%	1
BORINQUEN HEALTH CENTER			1	100%	1
TARRYTOWN PHARMACY			1	100%	1
Fairview			1	100%	1
PALACE CARE AND REHAB		1			1
ST. PETERSBURG PEDIATRICS-SEMINOLE			1	100%	1
ST JOHNS PEDIATRICS PA		1			1
TRIHEALTH			1	100%	1
OPCO LLC LEGACY NURSING AND REHABILITA		1			1
DOCTOR TODAY URGENT CARE			1	100%	1
OAKWOOD HOSPITAL - SOUTHSORE			1	100%	1
DONALSONVILLE HOSPITAL			1	100%	1
PHYSICIANS ASSOCIATES			1	100%	1
BMC/NASSAU			1	100%	1
RAPID CITY REGIONAL HOSPITAL -579 ATTN. LABORATORY		1			1
MEDEXPRESS URGENT CARE - ST CLAIR, CLOVER DR.		1			1
DOCTORS HEARING			1	100%	1
RIVIERA BEACH HEALTH CENTER LAB			1	100%	1
Court House Center		1			1
WINNIFRED ASSISTED LIVING FACILITY INC		1			1

# COVID-19: testing by laboratory

Data through Mar 21, 2021 verified as of Mar 22, 2021 at 09:25 AM

Data in this report are provisional and subject to change.

The numbers in the table below represent the number of Florida and non-Florida residents for whom test results were received by the Department of Health. A person can be tested by more than one laboratory and can have both positive and negative results. **Therefore, the sum of the numbers in each column will be larger than the total number of people tested.**

Reporting lab	Inconclusive	Negative	Positive	Percent positive	Total
EVENING PEDIATRICS INC			1	100%	1
MEDONE URGENT CARE			1	100%	1
NHC Chattanooga			1	100%	1
WMC HEALTH GROUP INC			1	100%	1
QLABS			1	100%	1
LabCorp L#09258295 M#09258285			1	100%	1
LEGACY AT HIGHWOODS PRESERVE		1			1
TFH HOME HEALTH INC			1	100%	1
ST VINCENT'S AMBULATORY CARE INC			1	100%	1
BHS PHYSICIAN NETWORK			1	100%	1
CRUSADER COMMUNITY HEALTH			1	100%	1
MISSISSIPPI VALLEY REGIONAL BLOOD CENTER			1	100%	1
CONTINENTAL HOME HEALTH CARE INC			1	100%	1
LIBERTY URGENT CARE			1	100%	1
OCALA REGIONAL DIALYSIS- NORTH			1	100%	1
CAREWELL URGENT CARE FITCHBURG			1	100%	1
QUALITY CLINICAL LAB LLC			1	100%	1
AURORA CONSOLIDATED LABORATORY			1	100%	1
Signature Healthcare of Fort Wayne		1			1
Hillside Manor Rehabilitation and Extended Care Center		1			1
Kroger 705 - The Little Clinic Richmond		1			1
MID FLORIDA BIOLOGICALS			1	100%	1
The Center at Centennial			1	100%	1
LRHS Pablo Urgent Care		1			1
NEW ERA COMMUNITY HEALTH CENTER LLC		1			1
CDR MAGUIRE - STUART MISSION			1	100%	1
Kroger 838 - The Little Clinic Fairborn		1			1
ALLEGANY COUNTY DEPARTMENT OF HEALTH		1			1
SYNERGENE LABORATORY			1	100%	1
MEDEXPRESS URGENT CARE - HADLEY		1			1
FLORIDA HEALTH CARE MEDICAL GROUP		1			1
ORLANDO PHYSICIAN NETWORK		1			1
MONMOUTH MEDICALC ENTER		1			1
SANITAS RESEARCH LLC			1	100%	1
HORIZON MEDICAL CENTER			1	100%	1
LIFELINK TRANSPLANT INSTITUTE LAB			1	100%	1
FLORIDA CLINICAL RESEARCH CENTER, LLC			1	100%	1
STEPHENS COUNTY HOSPITAL			1	100%	1
CLEVELAND CLINIC OHIO LABORATORIES			1	100%	1
CHOTA COMMUNITY HEALTH SERVICES		1			1
JOHNSON & JOHNSON VISION CARE-VISTAKON			1	100%	1
LIMA MEMORIAL HOSPITAL			1	100%	1
CONCENTRA - OCALA		1			1
REFERENCE LABORATORY			1	100%	1
PREMIUM HOME HEALTH CARE INC			1	100%	1
PULMONARY, CRITICAL CARE AND SLEEP DISORDERS INSTITUTE OF SOUTH FLORID			1	100%	1

# COVID-19: testing by laboratory

Data through Mar 21, 2021 verified as of Mar 22, 2021 at 09:25 AM

Data in this report are provisional and subject to change.

The numbers in the table below represent the number of Florida and non-Florida residents for whom test results were received by the Department of Health. A person can be tested by more than one laboratory and can have both positive and negative results. **Therefore, the sum of the numbers in each column will be larger than the total number of people tested.**

Reporting lab	Inconclusive	Negative	Positive	Percent positive	Total
FAYETTE MEDICAL CENTER LAB		1			1
Memorial Health Care Center			1	100%	1
OHSU LABORATORY SERVICES		1			1
GOSHEN HOSPITAL			1	100%	1
HOLLAND COMMUNITY HOSPITAL		1			1
Kroger 397 - The Little Clinic Frankfort East		1			1
Bethel Lutheran Nursing & Rehabilitation Center		1			1
MEDEXPRESS URGENT CARE-MEADVILLE			1	100%	1
Ramsey Village		1			1
MBMG OF WINTER HAVEN			1	100%	1
WILLOWBROOKE COURT AT MATTHEWS GLEN		1			1
URGENT DOC -NACOGODOCHES CLINIC			1	100%	1
ANMED HEALTH MEDICAL CENTER			1	100%	1
WALMART PHARMACY 10-4554		1			1
FLORIDA DEPARTMENT OF HEALTH PALM BEACH COUNTY			1	100%	1
Victory Health and Rehabilitation			1	100%	1
Kroger 368 - The Little Clinic Frankfort West		1			1
PRIORITY CARE LLC			1	100%	1
WALKIN MEDICAL URGENT CARE,NEW CITY			1	100%	1
IRA FIALKO DO			1	100%	1
WHEATON FRANCISCAN LABORATORY			1	100%	1
Waters of Covington		1			1
MARTIN MEMORIAL MEDICENTER			1	100%	1
MY INSTADOC - HOWELL URGENT CARE		1			1
WEST BOCA MEDICAL CENTER			1	100%	1
MEMORIAL HOSPITAL LOS BANOS			1	100%	1
MIDWAY SPECIALTY CARE CENTER INC		1			1
DIXIE REGIONAL MEDICAL CENTER			1	100%	1
MERCY MEDICAL CENTER INC			1	100%	1
CHC			1	100%	1
MEDEXPRESS URGENT CARE - WICHITA, N MAIZE RD		1			1
BRIGHAM YOUNG UNIV STUDENT HEALTH CTR			1	100%	1
A.G. Rhodes		1			1
RIVERSIDE MEDICAL CENTER		1			1
FLAGLER PROFESSIONAL HEALTH CARE SERVICES INC		1			1
White Oak Manor - Rock Hill		1			1
CUSTOM SCRIPTS PHARMACY		1			1
STEWART FLORIDA ALF, INC			1	100%	1
BROOKSHIRE, THE			1	100%	1
Falmouth By The Sea			1	100%	1
Community Compassion Center of Batesville			1	100%	1
Heartland of Perrysburg		1			1
SANFORD LABORATORIES WATERTOWN			1	100%	1
441 URGENT CARE CENTER - BROWNWOOD			1	100%	1
COURTLAND TERRACE		1			1
USC VERDUGO HILLS HOSPITAL			1	100%	1

# COVID-19: testing by laboratory

Data through Mar 21, 2021 verified as of Mar 22, 2021 at 09:25 AM

Data in this report are provisional and subject to change.

The numbers in the table below represent the number of Florida and non-Florida residents for whom test results were received by the Department of Health. A person can be tested by more than one laboratory and can have both positive and negative results. **Therefore, the sum of the numbers in each column will be larger than the total number of people tested.**

Reporting lab	Inconclusive	Negative	Positive	Percent positive	Total
TAYLOR COUNTY HEALTH DEPARTMENT			1	100%	1
THE EMORY CLINIC			1	100%	1
ALLIED PHYSICIANS GROUP		1			1
Walgreens #12153		1			1
CVS AZ7075POCT CHANDLER		1			1
CVS NM7242POCT ALBUQUERQUE		1			1
A G RHODES HOME AT WESLEY WOODS		1			1
MDS PHARMA SERVICES		1			1
SANTA CLARA VALLEY MEDICAL CENTER			1	100%	1
MEDEXPRESS-DOVER		1			1
DAVITA DIALYSIS-NORTH			1	100%	1
WILLOW DALE WELLNESS VILLAGE APARTMENT		1			1
Monument Health Custer Care Center		1			1
Southwest Louisiana Veterans Home			1	100%	1
ANY LAB TEST FAST CORP			1	100%	1
DR PHILLIPS CENTER FOR WELLNESS		1			1
URGENT CARE CENTER OF PORT ORANGE LLC			1	100%	1
Kroger 500 - The Little Clinic Speedway		1			1
UUHC - REDSTONE HEALTH CENTER LABORATORY			1	100%	1
HAMILTON CI MAIN UNIT ANNEX/ WORK CAMP			1	100%	1
ENCOMPASS HEALTH HOME HEALTH		1			1
CARENOW LAKE WORTH			1	100%	1
ADVENTHEALTH CENTRA CARE POINCIANA			1	100%	1
HIDALGO FAMILY CLINIC			1	100%	1
HIBISCUS COURT			1	100%	1
Kroger 006 - The Little Clinic Uintah Gardens		1			1
GULF COUNTY HEALTH DEPARTMENT			1	100%	1
EMORY CRAWFORD LONG HOSPITAL			1	100%	1
ST LUKES SURGICAL AT THE VILLAGES INC			1	100%	1
MEDICAL CITY DENTON			1	100%	1
Allen Health and Rehabilitation		1			1
ORLANDO HEALTH PHYSICIAN GROUP INC			1	100%	1
ORMOND MEDICAL ARTS FAMILY PRACTICE PL			1	100%	1
HAWKEYE CARE CENTER DUBUQUE		1			1
BIOMERIEUX			1	100%	1
CLARKSVILLE HEALTH SYSTEM			1	100%	1
FHPG SURGICAL ASSOCIATES OF EAST PASCO			1	100%	1
AURORA MEDICAL CENTER-KENOSHA			1	100%	1
MED BAR LLC		1			1
WASHINGTONVILLE PHARMACY INC		1			1
Advanced Rehabilitation of Vernon		1			1
BRIDGES AT LIFE CARE CENTER OF OCALA, THE			1	100%	1
SACRED HEART HOSPITAL NURSING			1	100%	1
BROADWAY HEALTH FLORIDA MEDICAL CLINIC URGENT CARE			1	100%	1
HALIFAX HEALTH PRIMARY CARE ORMOND			1	100%	1
AMERICAN FAMILY CARE - SMYRNA			1	100%	1

# COVID-19: testing by laboratory

Data through Mar 21, 2021 verified as of Mar 22, 2021 at 09:25 AM

Data in this report are provisional and subject to change.

The numbers in the table below represent the number of Florida and non-Florida residents for whom test results were received by the Department of Health. A person can be tested by more than one laboratory and can have both positive and negative results. **Therefore, the sum of the numbers in each column will be larger than the total number of people tested.**

Reporting lab	Inconclusive	Negative	Positive	Percent positive	Total
SMITH KLINE			1	100%	1
FLORIDA KEYS PED AND ADOLES CTR			1	100%	1
HARMONY HEALTHCARE ORLANDO INC		1			1
STATE OF CALIFORNIA DOH SERVICES			1	100%	1
ANY LAB TEST NOW JACKSONVILLE		1			1
SOUTHERN HILLS MEDICAL CENTER			1	100%	1
PINEBROOK CARE AND REHABILITATION CENTER□			1	100%	1
Kroger 63 - The Little Clinic Glassford Hill Rd		1			1
AVERA ST. MARY'S HOSPITAL			1	100%	1
SOUTHWESTERN STATE HOSPITAL LABORATORY			1	100%	1
CTMD MEDICAL CENTER, PA			1	100%	1
TITUSVILLE CENTER FOR SURGICAL EXCELLENCE LLC		1			1
CVS TX19POCT SPRING		1			1
MARYLAND DEPARTMENT OF HEALTH AND MENTAL HYGIENE			1	100%	1
WEST FLORIDA MEDICAL CENTER CLINIC			1	100%	1
MARTIN LUTHER KING RENAL INSTITUTE			1	100%	1
ARTESIAN HOME		1			1
FLORIDA EPIDEMIOLOGY PROGRAM			1	100%	1
MEDEXPRESS URGENT CARE PENNSVILLE		1			1
MCCALLIE SCHOOL-STUDENT HEALTH CENTER		1			1
MIAMI-DADE COUNTY HEALTH DEPT.		1			1
FREDERICK AVENUE GROUP HOME		1			1
DEVLIN MANOR NURSING AND REHABILITATION		1			1
WEST VIRGINIA LABORATORIES			1	100%	1
Harris Hill Nursing Facility		1			1
SUNCOAST FAMILY MEDICAL ASSOCIATES			1	100%	1
Rockcastle Health and Rehab		1			1
MARTIN HEALTH PHYSICIAN GROUP			1	100%	1
CROZER-CHESTER MEDICAL CENTER			1	100%	1
CONCENTRA - TAMPA EAST		1			1
Autumn Care of Suffolk		1			1
NONA MEDICAL ARTS		1			1
BLESSINGS MEDICAL CLINIC, THE			1	100%	1
CVS MA654POCT ACTON		1			1
NORTHWEST TEXAS HEALTHCARE SYSTEM,INC			1	100%	1
CVS AZ7841POCT TUCSON		1			1
JACKSONVILLE HEALTH & REHAB		1			1
CEPERO PEDIATRICS PA			1	100%	1
AMERICAN LAB LLC		1			1
THE HOSPITALS OF PROVIDENCE EMERGENCY ROOM			1	100%	1
CVS NV5942POCT LAS VEGAS		1			1
FAMILY MEDICAL CLINIC KENDALL LLC			1	100%	1
CULVER CITY URGENT CARE			1	100%	1
UF HEALTH EMERGENCY CENTER LABORATORY		1			1
Caldwell Care		1			1
UNIVERSITY OF MARYLAND PATHOLOGY ASSOCIATES			1	100%	1



# COVID-19: testing by laboratory

Data through Mar 21, 2021 verified as of Mar 22, 2021 at 09:25 AM

Data in this report are provisional and subject to change.

The numbers in the table below represent the number of Florida and non-Florida residents for whom test results were received by the Department of Health. A person can be tested by more than one laboratory and can have both positive and negative results. **Therefore, the sum of the numbers in each column will be larger than the total number of people tested.**

Reporting lab	Inconclusive	Negative	Positive	Percent positive	Total
MEDEXPRESS URGENT CARE - PINE BLUFF S		1			1
CIRRUS DX			1	100%	1
CLINICAL CARE, INC			1	100%	1
Fairhaven Retirement Community		1			1
UNIVERSITY PLACE NURSING CENTER		1			1
TREASURE COAST MEDICAL CONCIERGE LLC			1	100%	1
Kroger 407 - The Little Clinic Lexington		1			1
Cornerstone at the Ranch		1			1
MEDICAL ASSOCIATES OF THE SHOALS		1			1
SMITH			1	100%	1
NORTHEAST GEORGIA HEALTH SYSTEM			1	100%	1
ST. MICHAEL'S ELITE HOSPITAL			1	100%	1
PHOEBE PRIMARY CARE CAMILLA			1	100%	1
GOOD PEDIATRICS			1	100%	1
PALM BEACH COUNTY SHERIFF OFFICE			1	100%	1
QUEST INC			1	100%	1
MEDEXPRESS URGENT CARE-BRENTWOOD		1			1
LEE MEMORIAL HEALTH SYSTEMS HOME HEALTH		1			1
CAROLINAS HEALTHCARE SYSTEM LAB			1	100%	1
MEDICAL ASSOCIATES OF CARTER		1			1
RED BUG LAKE ROAD OVIEDO COVID			1	100%	1
PROMUS DIAGNOSTICS, LLC			1	100%	1
ADVENTHEALTH SENIOR CARE AT ORMOND			1	100%	1
MEDEXPRESS URGENT CARE - BENTONVILLE		1			1
AVERA SACRED HEART HOSPITAL			1	100%	1
CVS HEALTH, #5962		1			1
MULTICARE PHYSICIANS			1	100%	1
ASSOCIATES IN INTERNAL MEDICINE PA			1	100%	1
LANGLADE			1	100%	1
Signature HealthCare of Bowling Green		1			1
Smg At Bridgewater Family Medicine		1			1
PROGRESSIVE URGENT CARE, PC			1	100%	1
CMC MERCY LABORATORY			1	100%	1
PEDIATRIC PARTNERS ZEPHYRHILLS			1	100%	1
SPORTS MEDICINE CLINIC - U OF WYOMING			1	100%	1
ROSLYN INTERNAL MEDICINE		1			1
Heritage of Red Cloud		1			1
LAB TEST KENDALL LLC		1			1
CRESTHAVEN			1	100%	1
Life Care Center of Paradise Valley		1			1
DSI LABORATORIES-NAPLES-7TH			1	100%	1
SANTA ROSA PEDIATRICS			1	100%	1
YUMA REGIONAL MEDICAL CENTER			1	100%	1
Consulate Health Care of Tallahassee			1	100%	1
ALABAMA REFERENCE LAB			1	100%	1
CVS AZ69POCT PEORIA		1			1

# COVID-19: testing by laboratory

Data through Mar 21, 2021 verified as of Mar 22, 2021 at 09:25 AM

Data in this report are provisional and subject to change.

The numbers in the table below represent the number of Florida and non-Florida residents for whom test results were received by the Department of Health. A person can be tested by more than one laboratory and can have both positive and negative results. **Therefore, the sum of the numbers in each column will be larger than the total number of people tested.**

Reporting lab	Inconclusive	Negative	Positive	Percent positive	Total
STONECREST MEDICAL CENTER		1			1
LONESTAR 24HRER MANAGEMENT LLC DBA LONESTAR 24HRER			1	100%	1
UABC			1	100%	1
BLAKE AT PENSACOLA OPERATION CO, LLC, THE			1	100%	1
WALGREENS NO 10512			1	100%	1
Acts Manor House		1			1
ST FRANCIS MEDICAL CENTER			1	100%	1
VA Texas Valley Coastal Bend Harlingen HCC		1			1
Hawthorne House		1			1
KETTERING MEDICAL CENTER			1	100%	1
Arlington Care Center			1	100%	1
ST ANTHONY COMMUNITY HOSPITAL LAB		1			1
PROVIDENCE PORTLAND MEDICAL CENTER		1			1
AVON PARK CLUSTER		1			1
MEMORIAL HOSPITAL AT GULFPORT			1	100%	1
WEST CARVER MEDICAL ASSOCIATES		1			1
GOOD SAMARITAN HOSPITAL			1	100%	1
SOUTH DADE NURSING & REHABILITATION CENTER			1	100%	1
MID FLORIDA DERMATOLOGY ASSOCIATES PA			1	100%	1
WALGREENS #15369		1			1
BETHESDA HOSPITAL EAST BLOOD GAS LAB			1	100%	1
OMNICARE PHARMACY OF TEXAS 1, LP		1			1
Kroger - KRO01100688			1	100%	1
SOUTHWEST REGIONAL PCR LABORATORY			1	100%	1
SOPHIA MEDICAL ASSOCIATES, PC			1	100%	1
STERLING HOUSE OF PORT ORANGE		1			1
BREVARD COUNTY JAIL			1	100%	1
WALGREENS # 12338		1			1
COMMUNITY			1	100%	1
Walgreens #3661		1			1
MAINE HEALTH AND ENVIRONMENTAL TESTING LABORATORY			1	100%	1
HEALTH GUAGE			1	100%	1
US LABORATORIES			1	100%	1
BRISTOL REGINAL MEDICAL CENTER			1	100%	1
LABORATORY COPRORATION OF AMERICA			1	100%	1
AMBRY GENETICS CORP	1				1
KEY WEST BRANCH MEDICAL CLINIC			1	100%	1
GSM OCED Subsection			1	100%	1
CATERPILLAR INC - MIAMI DISTRIBUTION CENTER			1	100%	1
WINDMOOR HEALTHCARE			1	100%	1
Raleigh Center (WV)			1	100%	1
SILVER SPRINGS SHORES DIALYSIS			1	100%	1
LAKE VIEW COURT		1			1
MINUTECLINIC DIAG OF IND, LLC #4368		1			1
Southern Pines Healthcare Center		1			1
Orchid Cove at Naples			1	100%	1

# COVID-19: testing by laboratory

Data through Mar 21, 2021 verified as of Mar 22, 2021 at 09:25 AM

Data in this report are provisional and subject to change.

The numbers in the table below represent the number of Florida and non-Florida residents for whom test results were received by the Department of Health. A person can be tested by more than one laboratory and can have both positive and negative results. **Therefore, the sum of the numbers in each column will be larger than the total number of people tested.**

Reporting lab	Inconclusive	Negative	Positive	Percent positive	Total
Pinnacle Assisted Living			1	100%	1
SELECT SPECIALTY HOSPITAL - ORLANDO SOUTH			1	100%	1
KEY BISCAYNE PEDIATRIC ASSOCIATES INC			1	100%	1
FRESENIUS SOUTH FORT MYERS		1			1
GALVESTON COUNTY HEALTH DISTRICT			1	100%	1
TEXAS HEALTH HARRIS METHODIST HOSPITAL			1	100%	1
VITAL CARE			1	100%	1
Glenburn Home		1			1
WILSON FAMILY MEDICINE LLC		1			1
LAKE LURE HEALTH CENTER			1	100%	1
NEW YORK STATE DEPARTMENT OF HEALTH			1	100%	1
CLEVELAND CLINIC FLORIDA WAIVED			1	100%	1
SUNSHINE FAMILY & WELLNESS CENTER			1	100%	1
UNITY LONGPOND		1			1
BAPTIST HEALTH MEDICAL PLAZA			1	100%	1
REHABILITATION CENTER OF SOUTH GEORGIA		1			1
Freedom Pointe at The Villages			1	100%	1
Carrollton Manor Inc		1			1
ONSLOW COUNTY HEALTH DEPARTMENT			1	100%	1
Wedgewood Manor		1			1
CYPRESS CREEK DIALYSIS CTR			1	100%	1
MINUTE CLINIC DIAGNOSTIC MED GRP OF CA		1			1
AIRCARE INTERNATIONAL		1			1
COMMUNITY HOSPITALS INDIANAPOLIS			1	100%	1
CVS OH2540POCT HILLIARD		1			1
NORTH SHORE MEDICAL CENTER - SALEM HOSPITAL			1	100%	1
REGENTS PARK OF JACKSONVILLE			1	100%	1
COASTAL PEDIATRICS LLC			1	100%	1
FRANKLIN CBOC			1	100%	1
VA Tennessee Valley HCS-Nashville Campus			1	100%	1
ACCESS TOTAL CARE - PORTLAND			1	100%	1
NEMOURS CHILDREN'S PRIMARY CARE			1	100%	1
Mercy Manor Transition Center			1	100%	1
Schenectady Center for Rehabilitation & Nursing		1			1
GWINNETT MEDICAL CENTER			1	100%	1
CVS CA9497POCT IRVINE		1			1
PANCARE HEALTH - BRUCE			1	100%	1
CVS MA299POCT WORCESTER		1			1
ERIE COUNTY EMERGENCY SERVICES DIV OF		1			1
HIGH DESERT COURT GROUP HOME			1	100%	1
ADVANCE HEALTH AND WELLNESS SOLUTIONS			1	100%	1
SMA BEHAVIORAL HEALTH SERVICES INC		1			1
ST JOSEPHS CHILDRENS HOSPITAL PEDI TRANSPORT			1	100%	1
Washington County Nursing H0me			1	100%	1
WALGREENS #5130			1	100%	1
CLEVELAND HEARTLAB			1	100%	1

# COVID-19: testing by laboratory

Data through Mar 21, 2021 verified as of Mar 22, 2021 at 09:25 AM

Data in this report are provisional and subject to change.

The numbers in the table below represent the number of Florida and non-Florida residents for whom test results were received by the Department of Health. A person can be tested by more than one laboratory and can have both positive and negative results. **Therefore, the sum of the numbers in each column will be larger than the total number of people tested.**

Reporting lab	Inconclusive	Negative	Positive	Percent positive	Total
MEDEXPRESS URGENT CARE - ROCKAWAY		1			1
OCALA RKC EAST HEMO #1			1	100%	1
STANDIFER PLACE		1			1
Nemours Children's Clinic-Orla			1	100%	1
MD NOW MEDICAL CENTERS, INC			1	100%	1
TMH URGENT CARE CENTER			1	100%	1
DOYLESTOWN HOSPITAL			1	100%	1
Mayfair Village Nursing Care Center		1			1
Melbourne Terrace Rehabilitation Center			1	100%	1
HUNTERS CREEK MEDICAL ASSOCIATES PA		1			1
GENEVA FAMILY HEALTH			1	100%	1
Florence Home		1			1
CARSON NURSING AND REHABILITATION CENTER		1			1
BAPTIST HEALTH PRIMARY CARE AT CUTLER BAY			1	100%	1
EVERGREEN NURSING HOME		1			1
MID-FLORIDA PATHOLOGY LLC		1			1
MEDOR/ACC SYNCHRONY			1	100%	1
GADSDEN FAMILY PRACTICE		1			1
SIGNATURE CARE MIDLAND			1	100%	1
WAKE FOREST MEDICAL CENTER LABORATORY			1	100%	1
NABI		1			1
FRESENIUS KIDNEY CARE FORT WALTON BEACH			1	100%	1
GAMMA HEALTHCARE, INC		1			1
CVS MI8287POCT MACOMB		1			1
SHAW MEDICAL GROUP LLC			1	100%	1
Kroger 588 - The Little Clinic Thompsons Station		1			1
EXACCARE KINGSTON, LLC			1	100%	1
MEDICAL EXAMINERS OFFICE, LEESBURG			1	100%	1
St. Catherine's manor of Findlay		1			1
SKY LAKES MEDICAL CENTER		1			1
ATHENS MEDICAL CENTER			1	100%	1
DEVITA		1			1
WELLINGTON WEST 100176			1	100%	1
ALL PRO ORTHOPEDICS & SPORTS MEDICINE, PA			1	100%	1
SYNAPSE ANALYTICAL LABS		1			1
LIFESTREAM BEHAVIORAL CENTER INC			1	100%	1
ADVENTHEALTH HOME CARE WATERMAN			1	100%	1
HEALTHPARTNERS HUDSON CLINIC			1	100%	1
REGIONAL MEDICAL LABORATORY			1	100%	1
JEFFREY A HIRSCHFIELD, MD PA			1	100%	1
INTERNAL MEDICINE GROUP OF CENTRAL FLORIDA			1	100%	1
Mountain City Care and Rehabilitation Center		1			1
MIRAMAR KIDNEY CENTER		1			1
KIOSK MEDICINE KENTUCKY LLC		1			1
HOUSTON MEDICAL CENTER			1	100%	1
Parkside Manor		1			1

# COVID-19: testing by laboratory

Data through Mar 21, 2021 verified as of Mar 22, 2021 at 09:25 AM

Data in this report are provisional and subject to change.

The numbers in the table below represent the number of Florida and non-Florida residents for whom test results were received by the Department of Health. A person can be tested by more than one laboratory and can have both positive and negative results. **Therefore, the sum of the numbers in each column will be larger than the total number of people tested.**

Reporting lab	Inconclusive	Negative	Positive	Percent positive	Total
MEDEXPRESS URGENT CARE - MT EPHRAIM		1			1
American Fork Care Center dba Heritage Care Center		1			1
POUDRE VALLEY HOSPITAL			1	100%	1
HIGHLAND LABORATORY			1	100%	1
ADVANCED MEDICAL LABORATORIES (AML)			1	100%	1
HAMPTON VAMC		1			1
EVERGREEN WOODS HEALTH & REHAB CENTER			1	100%	1
WESTOX LABS		1			1
DOCTORS HOSPITAL OF LAREDO			1	100%	1
VCU HEALTH SYSTEM AUTHORITY - MCV HOSPITALS			1	100%	1
EAST TENNESSEE STATE UNIVERSITY		1			1
QUALITY LAB			1	100%	1
MEDEXPRESS URGENT CARE - UNIONTOWN		1			1
SOMA MEDICAL CENTER P.A. #4			1	100%	1
Kroger - KRO03400316			1	100%	1
COLONIAL VILLA GOOD SAMARITAN CENTER		1			1
Carington Park			1	100%	1
SUN CITY DIAGNOSTIC CENTER			1	100%	1
Waycross VA CBOC		1			1
ELLCOTT CENTER FOR REHABILITATION AND		1			1
WILMINGTON NURSING AND REHAB			1	100%	1
CHATSWORTH ASSISTED LIVING COMMUNITY AT PGA NATIONAL			1	100%	1
EASTSIDE MEDICAL CLINIC		1			1
HSRE-ASL CASSELBERRY TRS, LLC			1	100%	1
EDGAR PRICE FAMILY & CHILDREN HEALTHCARE CENTER			1	100%	1
Ashland Place Health and Rehabilitation, LLC		1			1
Kroger 698 - The Little Clinic 14th Street/Bell		1			1
Gulf Coast health and Rehabilitation, LLC		1			1
MEDICAL CLINIC OF HOUSTON			1	100%	1
SUNCOAST PRIMARY CARE LLC			1	100%	1
GREATER TAMPA AT HOME			1	100%	1
EPIC CARE PHARMACY		1			1
SV MOBILE HEALTH			1	100%	1
MED CHOICE CENTER OF NORTH MIAMI			1	100%	1
ATHENS LIMESTONE HOSPITAL		1			1
JUP Serology SubSection			1	100%	1
ST. LUKES HOSPITAL			1	100%	1
Fulton County Medical Center Long Term Care			1	100%	1
AUTUMN HOUSE			1	100%	1
HEALTHCARE AND REHAB OF SANFORD			1	100%	1
BAYSHORE DIALYSIS			1	100%	1
Kroger 444 - The Little Clinic Dent		1			1
MEDEXPRESS URGENT CARE - CABOT			1	100%	1
Sage Bluff Health & Rehabilitation Center		1			1
VA OPTOMETRY CLINIC			1	100%	1
OXY-GENLAB			1	100%	1

# COVID-19: testing by laboratory

Data through Mar 21, 2021 verified as of Mar 22, 2021 at 09:25 AM

Data in this report are provisional and subject to change.

The numbers in the table below represent the number of Florida and non-Florida residents for whom test results were received by the Department of Health. A person can be tested by more than one laboratory and can have both positive and negative results. **Therefore, the sum of the numbers in each column will be larger than the total number of people tested.**

Reporting lab	Inconclusive	Negative	Positive	Percent positive	Total
Kroger 683 - The Little Clinic Foothills Plaza		1			1
CALIFORNIA PUBLIC HEALTH LABORATORY			1	100%	1
CACERES SPECIALIZED GYNECOLOGY		1			1
Elm Crest Senior Living Community		1			1
KENT		1			1
SANCHEZ CAZAU MEDICAL GROUP			1	100%	1
FLORIDA HEART AND VASCULAR MULTISPECIALTY GROUP PA			1	100%	1
CLEMENT J ZABLOCKI VAMC		1			1
FOCUSED CARE AT ALLENBROOK		1			1
NATIONAL INSTITUTES OF HEALTH CLINICAL CENTER			1	100%	1
HARDIN MEMORIAL HOSPITAL - HEARTLAND PATHOLOGY CONSULTANTS			1	100%	1
CORONA CONCIERGE, LLC		1			1
FAMILY AND INTERNAL MEDICINE ASSOCIATES		1			1
ADDINGTON PLACE EAST LAKE		1			1
ARIZONA STATE LABORATORY			1	100%	1
BREVARD FAMILY WALK IN CLINIC			1	100%	1
Chateau Dville Rehab & Retirement		1			1
BGB SUMMIT MEDICAL GROUP		1			1
WESTEX URGENT CARE, PLLC			1	100%	1
Miller Health Care Center			1	100%	1
ROCKLEDGE HEALTH & REHABILITATION CENTER			1	100%	1
CVS CA9485POCT MISSION VIEJO		1			1
TEVAPHARM			1	100%	1
ARCADIA DIALYSIS CENTER			1	100%	1
CLEVELAND CLINIC OUTPATIENT LABORATORY			1	100%	1
WALGREENS # 11165		1			1
AMERICA'S ER SITE 002 LLC			1	100%	1
HALEYVILLE HEALTH CARE CENTER		1			1
COMMUNITY MEDICAL CENTER-ORANGE CITY		1			1
THE HEART HOSPITAL BAYLOR PLANO			1	100%	1
Kroger 390 - The Little Clinic North College Hill		1			1
Brownwood Nusing & Rehabilitation		1			1
ORCHID TERRACE		1			1
Brown Nursing Home		1			1
HEALTHFORCE PARTNERS INC			1	100%	1
Le Roy Village Green		1			1
JAX FAMILY CARE		1			1
ANDERSON FAMILY MEDICINE			1	100%	1
METROPOLITAN			1	100%	1
CAPITAL HEALTH PLAN - GOVERNORS SQUARE			1	100%	1
VISTA LAKE ASSISTED LIVING			1	100%	1
BOCA GENERAL AND FAMILY MEDICINE		1			1
DERMDX, DIV OF AURORA DIAGNOSTICS/BERNHARDT LAB		1			1
SAINT BARNABAS MEDICAL CENTER		1			1
BAYOU URGENT CARE			1	100%	1
VIVEX/UMTB BIOMEDICAL			1	100%	1

# COVID-19: testing by laboratory

Data through Mar 21, 2021 verified as of Mar 22, 2021 at 09:25 AM

Data in this report are provisional and subject to change.

The numbers in the table below represent the number of Florida and non-Florida residents for whom test results were received by the Department of Health. A person can be tested by more than one laboratory and can have both positive and negative results. **Therefore, the sum of the numbers in each column will be larger than the total number of people tested.**

Reporting lab	Inconclusive	Negative	Positive	Percent positive	Total
HEALTHCARE ASSOCIATES OF IRVING, LLP			1	100%	1
CAN COMMUNITY HEALTH LLC		1			1
THE LITTLE CLINIC LLC			1	100%	1
PCG MOLECULAR			1	100%	1
Spring Gate Rehab and Healthcare Center		1			1
HELGEMO & LIOU PEDIATRICS			1	100%	1
PALM BEACH DIABETES AND ENDOCRINE SPECIALISTS, PA			1	100%	1
PEDRO L ORTEGA MD PA			1	100%	1
Arch Plaza Nursing and Rehabilitation Center			1	100%	1
CANDLER HOSPITAL			1	100%	1
ORCHARD LABORATORIES			1	100%	1
Mason Health and Rehab		1			1
ER NEAR ME HULEN		1			1
INDIAN RIDGE		1			1
TITUS REGIONAL MEDICAL CENTER			1	100%	1
MERRILL GARDENS AT CHAMPIONSGATE			1	100%	1
Florence Nursing and Rehabilitation Center		1			1
HARDIN HEALTH INC		1			1
ST ANTHONY'S PINELLAS CARE CLINIC			1	100%	1
ADVENTHEALTH MEDICAL GROUP OBSTETRICS AND			1	100%	1
SUN CLINICAL LABORATORIES			1	100%	1
FLORIDA HOME HEALTH			1	100%	1
JACKSON MADISON CO. GEN. HOSPITAL			1	100%	1
ST. VINCENT HOSPITAL			1	100%	1
BEAUMONT HOSPITAL			1	100%	1
LITTLE FALLS HOSPITAL LABORATORY		1			1
THE LITTLE CLINIC, LLC			1	100%	1
PORTAGE MEDICAL CENTER			1	100%	1
COASTAL ER IX, PHYSICIANS PREMIER			1	100%	1
HUNEYCUTT FAMILY PRACTICE			1	100%	1
Kroger 670 - The Little Clinic Powell		1			1
SURGERY CENTER, THE			1	100%	1
MARYWOOD HEIGHTS		1			1
CLINICAL LABORATORY DEPARTMENT			1	100%	1
CLINTON DRUG STORE		1			1
Accordius Health at Gastonia			1	100%	1
Kroger 527 - The Little Clinic Hwy 70 S.		1			1
SC-GA2018 THE RIDGE REHABILITATION & H		1			1
HANCOCK REGIONAL HOSPITAL		1			1
IDAHO HEALTH DEPARTMENT			1	100%	1
Oakview Manor Health and Rehab		1			1
Central Alabama Veterans HCS - East Campus		1			1
ANDREWS			1	100%	1
Kroger 539 - The Little Clinic Memorial Blvd.		1			1
SUNY AT STONY BROOK			1	100%	1
NEMOURS CHILDRENS URGENT CARE			1	100%	1

# COVID-19: testing by laboratory

Data through Mar 21, 2021 verified as of Mar 22, 2021 at 09:25 AM

Data in this report are provisional and subject to change.

The numbers in the table below represent the number of Florida and non-Florida residents for whom test results were received by the Department of Health. A person can be tested by more than one laboratory and can have both positive and negative results. **Therefore, the sum of the numbers in each column will be larger than the total number of people tested.**

Reporting lab	Inconclusive	Negative	Positive	Percent positive	Total
PENROSE HOSPITAL			1	100%	1
CHILDRENS HEALTHCARE CTE OF NORTHERN		1			1
Riverside Nursing & Rehabilitation Center		1			1
PROVIDENCE HOSPITAL			1	100%	1
INTERNAL MEDICINE GROUP OF WINTER HAVEN PA		1			1
HOLYOKE MEDICAL CENTER			1	100%	1
LAB. CORP. OF AMERICA			1	100%	1
PARKWAY REGIONAL MEDICAL CENTER LAB			1	100%	1
Avista Nursing and Rehab			1	100%	1
CARESPOT - WELLINGTON			1	100%	1
MED-LAKE LABORATORY			1	100%	1
SPRINGFIELD HOSPITAL			1	100%	1
NORWALK HOSPITAL			1	100%	1
QC LABORATORY			1	100%	1
MEDEXPRESS URGENT CARE - JACKSON		1			1
CVS TN6414POCT SMYRNA		1			1
MRMC LAB MICRO			1	100%	1
MEDEXPRESS URGENT CARE - LEOMINSTER		1			1
CVS MA1022POCT CAMBRIDGE		1			1
Hinesville VA Clinic		1			1
INTERIM HEALTHCARE OF PALM COAST			1	100%	1
Cerenity Senior Care-White Bear Lake		1			1
INNOVATIVE HEALTH DIAGNOSTIC OF CALIFORNIA			1	100%	1
MYLAN-SOUTH POINT PA		1			1
TIMPANOGOS REGIONAL HOSPITAL			1	100%	1
VANAJA SUREDDI MD PA			1	100%	1
RIVERTON CBOC			1	100%	1
PSL JAX BEACH OPERATIONS LLC			1	100%	1
SPECTRUM LUDINGTON			1	100%	1
HOLMES FAMILY PRACTICE PA			1	100%	1
Brown Memorial Home		1			1
DAVENPORT PEDIATRICS CLERMONT			1	100%	1
SENCARE MANAGEMENT		1			1
CARING PROFESSIONAL HEALTH CARE LLC		1			1
ADVANCE GASTROENTEROLOGY			1	100%	1
BAYFRONT CARDIOVASCULAR ASSOCIATES			1	100%	1
Remarkable Healthcare Dallas			1	100%	1
CFHC - FROSTPROOF			1	100%	1
YOUTH HEALTH CENTER OF HUNTINGTON		1			1
Summit Medical Group Morristown Oncology		1			1
Walgreens #9121		1			1
Good Samaritan Society-Atkinson		1			1
AESTHETIC PHYSICIANS PC			1	100%	1
MIAMI CHILDRENS HOSPITAL MIDTOWN OUTPATIENT CENTER			1	100%	1
NEWCARE PRIMARY MEDICINE			1	100%	1
Masonic Medical Research Institute			1	100%	1



# COVID-19: testing by laboratory

Data through Mar 21, 2021 verified as of Mar 22, 2021 at 09:25 AM

Data in this report are provisional and subject to change.

The numbers in the table below represent the number of Florida and non-Florida residents for whom test results were received by the Department of Health. A person can be tested by more than one laboratory and can have both positive and negative results. **Therefore, the sum of the numbers in each column will be larger than the total number of people tested.**

Reporting lab	Inconclusive	Negative	Positive	Percent positive	Total
LANGLEY DIALYSIS			1	100%	1
CVS MI8091POCT FRASER		1			1
Oregon Veterans Home The Dalles		1			1
CVS NV2989POCT NORTH LAS VEGAS		1			1
SAINT FRANCIS HOSPITAL			1	100%	1
ADVANCED LABORATORY SERVICES			1	100%	1
Grays Harbor Health and Rehabilitation		1			1
SACRED HEART HEALTH SYSTEM- MIDWIFE PROGRAM			1	100%	1
MEDICAL CENTER AFFILIATES PALM SPRINGS			1	100%	1
Good Samaritan Society - Albion		1			1
CAREWELL 203			1	100%	1
UCH LAB			1	100%	1
METHODIST HEALTHCARE - MEMPHIS HOSP		1			1
PREVENTIVE CARDIOLOGY AND INTERNAL MEDICINE ASSOCI			1	100%	1
NEW ULM MEDICAL CENTER			1	100%	1
FIVE STAR PREMIER RESIDENCES OF POMPANO BEACH			1	100%	1
THYROID SPECIALTY LABORATORY			1	100%	1
CLARKSVILLE MANOR INC		1			1
METHODISM MIDLOTHIAN MEDICAL CENTER			1	100%	1
Oak Hill Health & Rehabilitation Center			1	100%	1
CLINICAL MICROBIOLOGY LAB FAIRVIEW UNIVERSITY HOSPITAL			1	100%	1
J F K PEDIATRICS			1	100%	1
Kroger 016 - The Little Clinic Centennial		1			1
LOGAN COUNTY HOSPITAL			1	100%	1
TALLAHASSEE DIALYSIS		1			1
ORLANDO DIALYSIS		1			1
OMNI HEALTHCARE INC			1	100%	1
IP BOISE 1			1	100%	1
NOVANT HEALTH PRINCE WILLIAM WELLNESS CENTER			1	100%	1
KELLY			1	100%	1
MEDICAL LIFE-INC GUIDEWELL EMERGENCY MEDICINE			1	100%	1
WORKFORCE HEALTH DEPARTMENT			1	100%	1
GENESIS HEALTH SYSTEM			1	100%	1
THE MEDICAL CENTER			1	100%	1
YOUR KIDS URGENT CARE			1	100%	1
CVS NJ1927POCT GREEN BROOK		1			1
TRIPLE O RESEARCH INSTITUTE PA			1	100%	1
<b>Total</b>	<b>96,076</b>	<b>17,645,979</b>	<b>2,592,598</b>	<b>13%</b>	<b>20,334,653</b>