

COVID-19: summary of cases and monitoring

Data through Mar 22, 2021 verified as of Mar 23, 2021 at 09:25 AM

Data in this report are provisional and subject to change.

Cases: people with positive PCR or antigen test result		Cases: people with positive PCR or antigen test result	
Total cases		Risk factors for Florida residents	
Florida residents	1,979,240	Traveled	15,716
Non-Florida residents	37,273	Contact with a known case	776,083
Type of testing		Traveled and contact with a known case	21,381
Florida residents	1,979,240	Neither	1,166,060
Positive by BPHL/CDC	72,683	No travel and no contact	233,438
Positive by commercial/hospital lab	1,906,557	Travel is unknown	670,397
PCR positive	1,599,633	Contact is unknown	437,514
Antigen positive	379,607	Contact is pending	429,609
Non-Florida residents	37,273	Travel can be unknown and contact can be unknown or pending for the same case, these numbers will sum to more than the "neither" total.	
Positive by BPHL/CDC	887		
Positive by commercial/hospital lab	36,386		
PCR positive	25,625		
Antigen positive	11,648		
Characteristics			
Florida residents hospitalized	83,804		
Florida resident deaths	32,820		
Non-Florida resident deaths	629		
Hospitalized counts include anyone who was hospitalized at some point during their illness. It does not reflect the number of people currently hospitalized.			
More information on deaths identified through death certificate data is available on the National Center for Health Statistics website at www.cdc.gov/nchs/nvss/vsrr/COVID19/index.htm .			

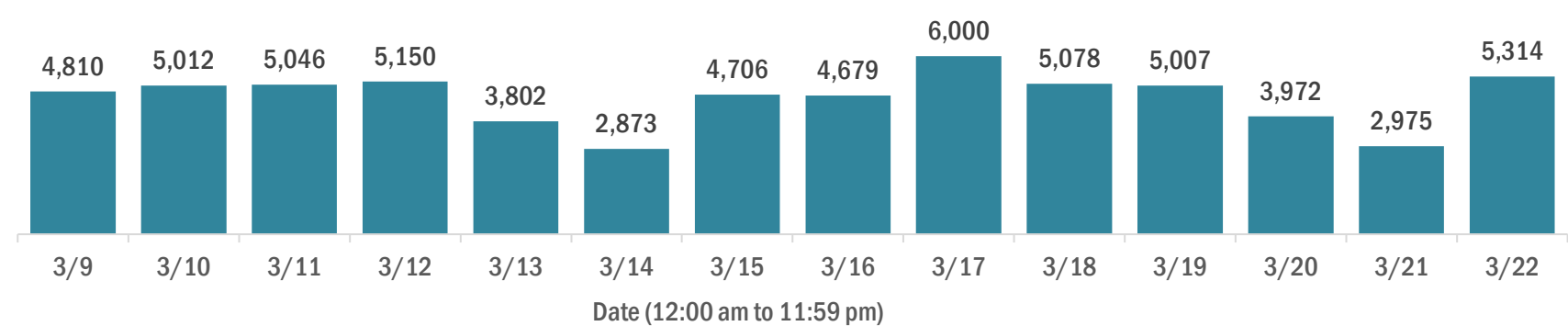
COVID-19: summary of laboratory testing

Data through Mar 22, 2021 verified as of Mar 23, 2021 at 09:25 AM

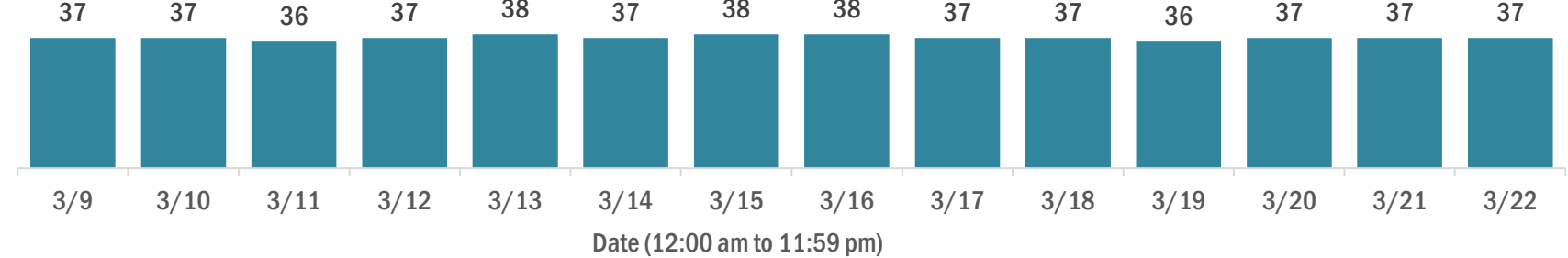
Data in this report are provisional and subject to change.

Cases in Florida residents per day for the past 2 weeks

Number of cases per day



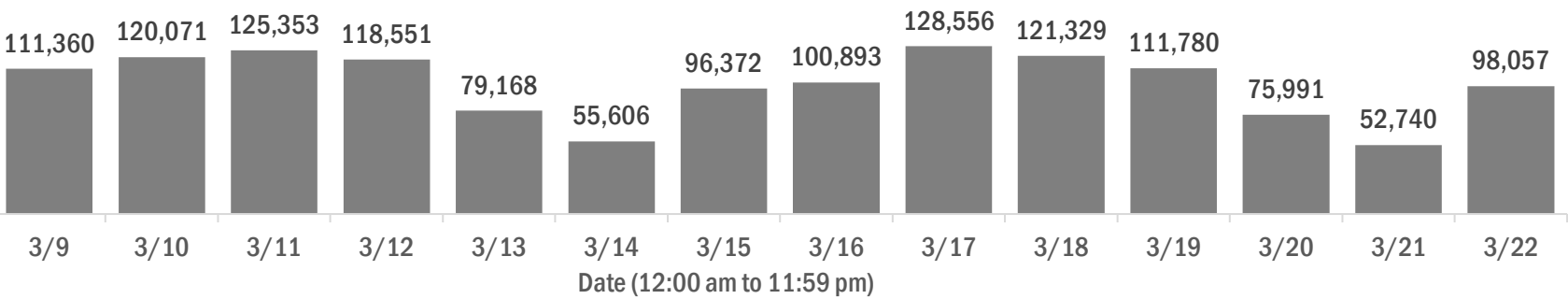
Median age of cases by day



Laboratory testing for Florida residents over the past 2 weeks

Number of Florida residents tested per day

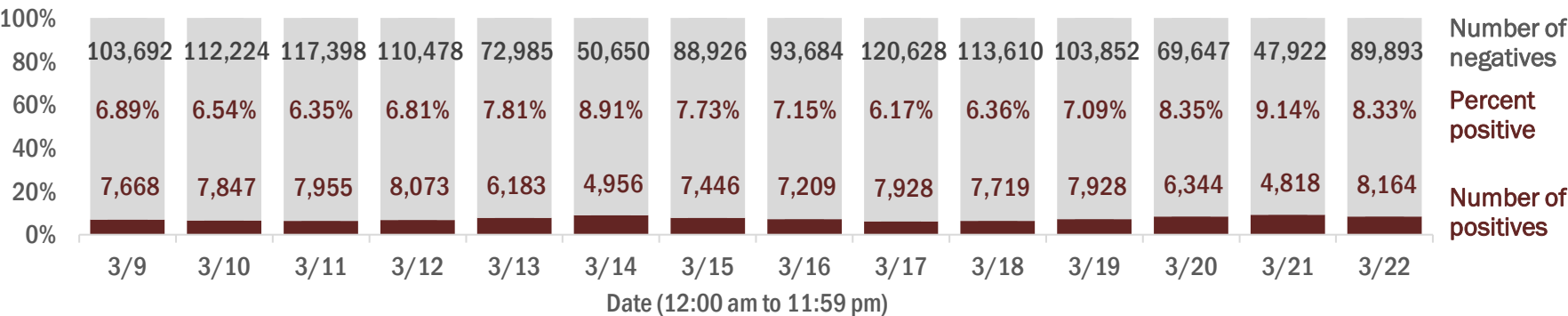
These counts include the number of people for whom the Department received PCR or antigen laboratory results by day. People tested on multiple days will be included for each day a new result was received. A person is only counted once for each day they are tested, regardless of whether multiple specimens are tested or multiple results are received.



Number and percent of Florida residents with positive test results

The percent of positive results ranged from 6.17% to 9.14% over the past 2 weeks and was 8.33% yesterday.

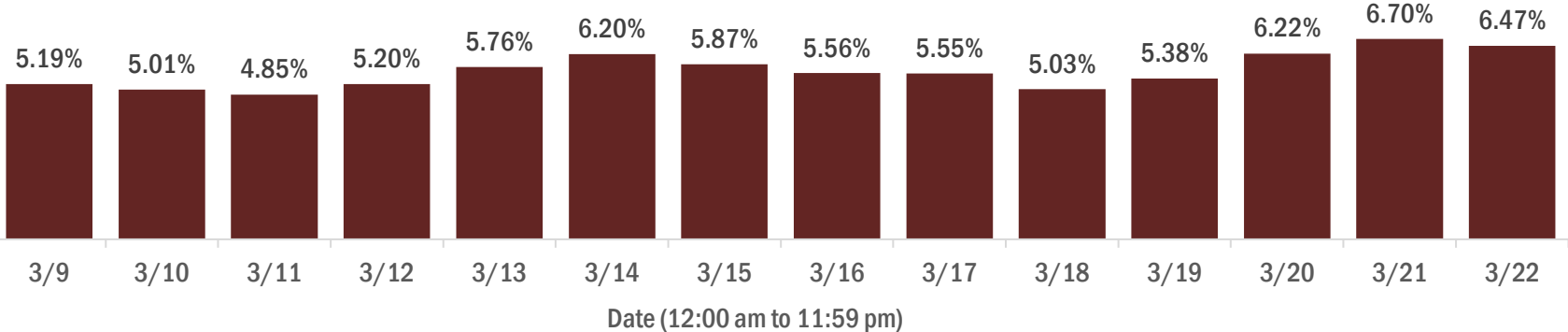
These counts include the number of people for whom the Department received PCR or antigen laboratory results by day. People tested on multiple days will be included for each day a new result was received. A person is only counted once for each day they are tested, regardless of whether multiple specimens are tested or multiple results are received. If a person has a positive specimen and a negative specimen in the same day, only the positive result is counted.



Percent positivity for new cases in Florida residents

The percent of positive results ranged from 4.85% to 6.70% over the past 2 weeks and was 6.47% yesterday.

This percent is the number of people who test PCR- or antigen-positive for the first time divided by all the people tested that day, excluding people who have previously tested positive.



COVID-19: characteristics of 1,979,240 Florida resident cases

Data through Mar 22, 2021 verified as of Mar 23, 2021 at 09:25 AM

Data in this report are provisional and subject to change.

Age group	Cases		Hospitalizations		Deaths	
0-4 years	39,928	<div></div> 2%	552	<div></div> 1%	1	0%
5-14 years	124,709	<div></div> 6%	538	<div></div> 1%	5	0%
15-24 years	304,778	<div></div> 15%	2,083	<div></div> 2%	40	0%
25-34 years	343,917	<div></div> 17%	4,096	<div></div> 5%	176	1%
35-44 years	306,710	<div></div> 15%	6,116	<div></div> 7%	500	2%
45-54 years	301,444	<div></div> 15%	9,450	<div></div> 11%	1,254	4%
55-64 years	261,158	<div></div> 13%	14,228	<div></div> 17%	3,515	11%
65-74 years	162,875	<div></div> 8%	17,499	<div></div> 21%	6,964	21%
75-84 years	90,071	<div></div> 5%	17,494	<div></div> 21%	9,996	30%
85+ years	42,376	<div></div> 2%	11,739	<div></div> 14%	10,369	32%
Unknown	1,274	<div></div> 0%	9	<div></div> 0%	0	0%
Total	1,979,240		83,804		32,820	

Gender	Cases	
Female	1,034,905	<div></div> 52%
Male	929,519	<div></div> 47%
Unknown	14,816	<div></div> 1%
Total	1,979,240	

Ethnicity	Cases		Hospitalizations		Deaths	
Hispanic	633,926	<div></div> 32%	21,298	<div></div> 25%	7,634	23%
Non-Hispanic	956,695	<div></div> 48%	58,516	<div></div> 70%	23,013	70%
Unknown	388,619	<div></div> 20%	3,990	<div></div> 5%	2,173	7%
Total	1,979,240		83,804		32,820	

Race and ethnicity	Cases		Hospitalizations		Deaths	
White	1,117,294	<div></div> 56%	54,837	<div></div> 65%	24,070	73%
Hispanic	423,605	<div></div> 21%	15,219	<div></div> 18%	6,114	19%
Non-Hispanic	610,611	<div></div> 31%	37,957	<div></div> 45%	16,858	51%
Unknown	83,078	<div></div> 4%	1,661	<div></div> 2%	1,098	3%
Black	261,258	<div></div> 13%	17,421	<div></div> 21%	5,216	16%
Hispanic	15,311	<div></div> 1%	740	<div></div> 1%	218	1%
Non-Hispanic	224,693	<div></div> 11%	16,325	<div></div> 19%	4,817	15%
Unknown	21,254	<div></div> 1%	356	<div></div> 0%	181	1%
Other race	299,506	<div></div> 15%	9,258	<div></div> 11%	2,583	8%
Hispanic	150,901	<div></div> 8%	4,856	<div></div> 6%	1,133	3%
Non-Hispanic	102,342	<div></div> 5%	3,972	<div></div> 5%	1,229	4%
Unknown	46,263	<div></div> 2%	430	<div></div> 1%	221	1%
Unknown race	301,182	<div></div> 15%	2,288	<div></div> 3%	951	3%
Hispanic	44,109	<div></div> 2%	483	<div></div> 1%	169	1%
Non-Hispanic	19,049	<div></div> 1%	262	<div></div> 0%	109	0%
Unknown	238,024	<div></div> 12%	1,543	<div></div> 2%	673	2%
Total	1,979,240		83,804		32,820	

Hospitalization counts include anyone who was hospitalized at some point during their illness. It does not reflect the number of people currently hospitalized. **Other race** includes any person with a race of American Indian/Alaskan native, Asian, native Hawaiian/Pacific Islander, or other.

COVID-19: deaths in Florida residents and staff of long-term care facilities

Data through Mar 22, 2021 verified as of Mar 23, 2021 at 09:25 AM

Data in this report are provisional and subject to change.

For current cases in residents or staff of long-term care facilities, please visit: <https://floridahealthcovid19.gov/>

County	Deaths		County	Deaths		County	Deaths	
Palm Beach	1049	<div></div> 10%	Okaloosa	160	<div></div> 1%	Gilchrist	19	<div></div> 0%
Dade	997	<div></div> 9%	Hernando	156	<div></div> 1%	Calhoun	17	<div></div> 0%
Pinellas	882	<div></div> 8%	Osceola	140	<div></div> 1%	Gulf	17	<div></div> 0%
Broward	656	<div></div> 6%	Charlotte	133	<div></div> 1%	Flagler	16	<div></div> 0%
Hillsborough	559	<div></div> 5%	Clay	119	<div></div> 1%	Wakulla	16	<div></div> 0%
Duval	421	<div></div> 4%	Indian River	116	<div></div> 1%	Bradford	14	<div></div> 0%
Polk	416	<div></div> 4%	Leon	98	<div></div> 1%	Washington	13	<div></div> 0%
Brevard	392	<div></div> 4%	Bay	89	<div></div> 1%	Baker	12	<div></div> 0%
Orange	391	<div></div> 4%	Jackson	88	<div></div> 1%	Holmes	10	<div></div> 0%
Sarasota	391	<div></div> 4%	St. Johns	86	<div></div> 1%	Jefferson	10	<div></div> 0%
Lee	338	<div></div> 3%	Highlands	83	<div></div> 1%	Franklin	9	<div></div> 0%
Marion	322	<div></div> 3%	Santa Rosa	80	<div></div> 1%	Gadsden	9	<div></div> 0%
Volusia	285	<div></div> 3%	Alachua	75	<div></div> 1%	Lafayette	8	<div></div> 0%
Escambia	277	<div></div> 3%	Suwannee	59	<div></div> 1%	Levy	7	<div></div> 0%
St. Lucie	236	<div></div> 2%	Columbia	51	<div></div> 0%	Desoto	6	<div></div> 0%
Seminole	227	<div></div> 2%	Sumter	45	<div></div> 0%	Dixie	5	<div></div> 0%
Lake	222	<div></div> 2%	Putnam	39	<div></div> 0%	Monroe	5	<div></div> 0%
Pasco	219	<div></div> 2%	Nassau	35	<div></div> 0%	Taylor	3	<div></div> 0%
Collier	191	<div></div> 2%	Hendry	29	<div></div> 0%	Hardee	2	<div></div> 0%
Manatee	191	<div></div> 2%	Walton	28	<div></div> 0%	Hamilton	1	<div></div> 0%
Citrus	176	<div></div> 2%	Okeechobee	24	<div></div> 0%	Liberty	1	<div></div> 0%
Martin	164	<div></div> 1%	Madison	20	<div></div> 0%	Total	10,955	

Note: cases are summarized by the county of usual residence. Residents and staff may be cases associated with facilities that are not in their county of usual residence, resulting in cases being included below for counties that do not have facilities with known cases.

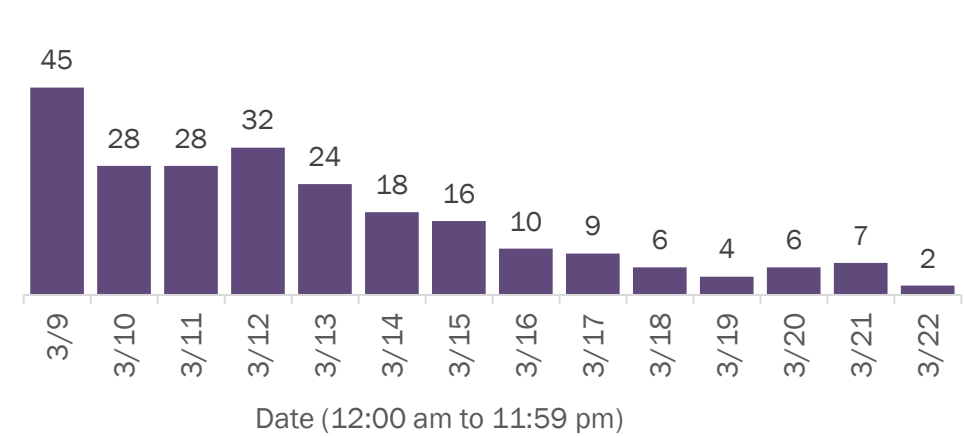
COVID-19: cases in Florida residents who have died

Data through Mar 22, 2021 verified as of Mar 23, 2021 at 09:25 AM

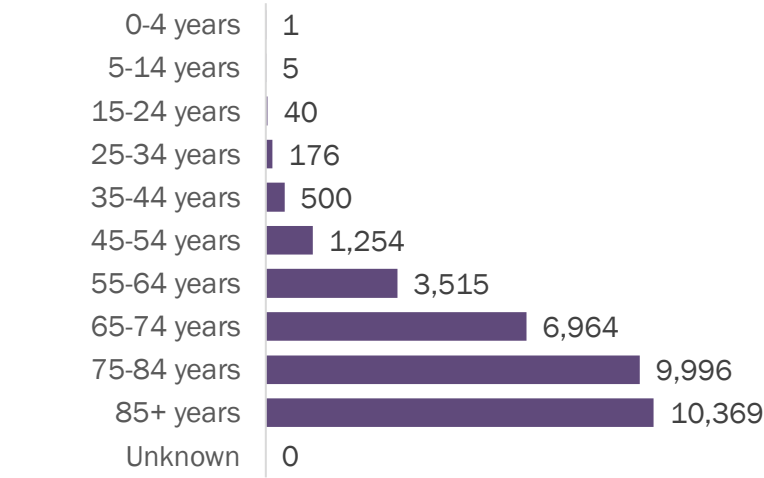
Data in this report are provisional and subject to change.

Demographics for all identified COVID-19 deaths: 32,820

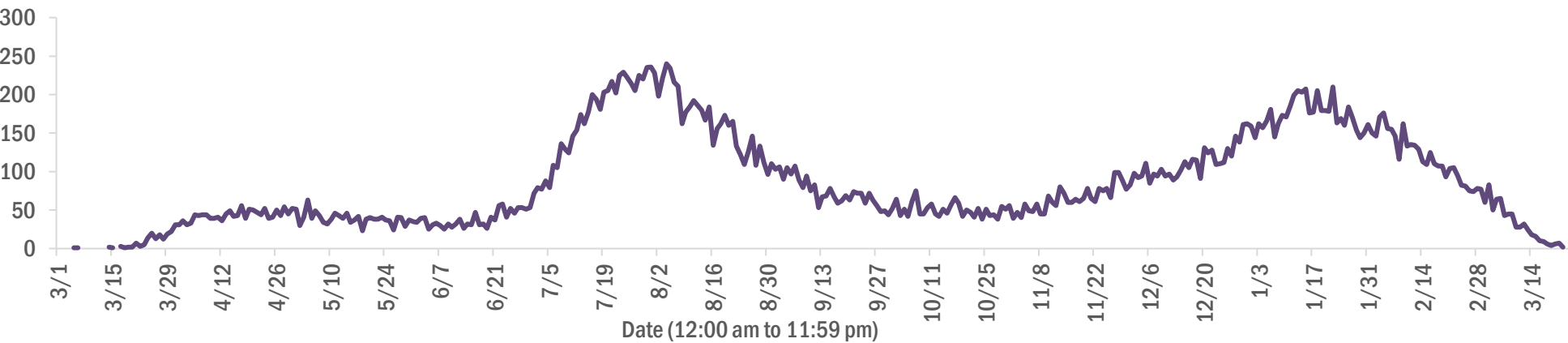
Deaths by date of death for the past 2 weeks



Deaths by age group



Deaths by date of death since March 2020



Age group	Deaths	Cases	Case fatality rate	Mortality rate per 100,000 population
0-4 years	1	39,928	0.0%	0.1
5-14 years	5	124,709	0.0%	0.2
15-24 years	40	304,778	0.0%	1.6
25-34 years	176	343,917	0.1%	6.2
35-44 years	500	306,710	0.2%	19.2
45-54 years	1,254	301,444	0.4%	45.0
55-64 years	3,515	261,158	1.3%	121.5
65-74 years	6,964	162,875	4.3%	287.0
75-84 years	9,996	90,071	11.1%	711.8
85+ years	10,369	42,376	24.5%	1795.4
Unknown	0	1,274	0.0%	
Total	32,820	1,979,240	1.7%	151.9

Gender	Deaths	Cases	Case fatality rate	Mortality rate per 100,000 population
Male	18,426	929,519	2.0%	174.5
Female	14,393	1,034,905	1.4%	130.4
Unknown	1	14,816	0.0%	
Total	32,820	1,979,240	1.7%	151.9

Race	Deaths	Cases	Case fatality rate	Mortality rate per 100,000 population
Other	2,583	299,506	0.9%	207.6
White	24,070	1,117,294	2.2%	144.2
Black	5,216	261,258	2.0%	142.6
Unknown	951	301,182	0.3%	
Total	32,820	1,979,240	1.7%	151.9

Ethnicity	Deaths	Cases	Case fatality rate	Mortality rate per 100,000 population
Non-Hispanic	23,013	956,695	2.4%	144.5
Hispanic	7,634	633,926	1.2%	134.4
Unknown	2,173	388,619	0.6%	
Total	32,820	1,979,240	1.7%	151.9

COVID-19: characteristics of 1,979,240 cases

Data through Mar 22, 2021 verified as of Mar 23, 2021 at 09:25 AM

Data in this report are provisional and subject to change.

Tables below include cases in Florida residents and non-Florida residents.

All 67 Florida counties have cases:

County	FL resident cases		Non-FL resident cases	Total cases	FL resident deaths	FL death rate
Dade	431,018	<div></div> 22%	5,376	436,394	5,742	1.3%
Broward	206,742	<div></div> 10%	2,428	209,170	2,603	1.3%
Palm Beach	126,372	<div></div> 6%	2,248	128,620	2,602	2.1%
Orange	119,077	<div></div> 6%	1,718	120,795	1,170	1.0%
Hillsborough	117,568	<div></div> 6%	990	118,558	1,582	1.3%
Duval	90,157	<div></div> 5%	1,494	91,651	1,283	1.4%
Pinellas	68,857	<div></div> 3%	1,723	70,580	1,529	2.2%
Lee	59,141	<div></div> 3%	2,061	61,202	907	1.5%
Polk	59,567	<div></div> 3%	424	59,991	1,221	2.0%
Osceola	38,200	<div></div> 2%	643	38,843	473	1.2%
Volusia	36,269	<div></div> 2%	618	36,887	698	1.9%
Brevard	35,805	<div></div> 2%	633	36,438	790	2.2%
Pasco	35,179	<div></div> 2%	313	35,492	680	1.9%
Escambia	31,007	<div></div> 2%	3,583	34,590	658	2.1%
Manatee	33,267	<div></div> 2%	769	34,036	629	1.9%
Collier	30,683	<div></div> 2%	1,174	31,857	490	1.6%
Leon	29,170	<div></div> 1%	871	30,041	301	1.0%
Seminole	28,944	<div></div> 1%	221	29,165	449	1.6%
Marion	28,538	<div></div> 1%	139	28,677	911	3.2%
Sarasota	27,233	<div></div> 1%	1,359	28,592	776	2.8%
Lake	25,670	<div></div> 1%	422	26,092	592	2.3%
St. Lucie	23,360	<div></div> 1%	168	23,528	571	2.4%
Alachua	22,805	<div></div> 1%	263	23,068	252	1.1%
St. Johns	20,537	<div></div> 1%	292	20,829	201	1.0%
Okaloosa	19,414	<div></div> 1%	209	19,623	344	1.8%
Bay	18,689	<div></div> 1%	746	19,435	369	2.0%
Santa Rosa	17,396	<div></div> 1%	220	17,616	276	1.6%
Clay	17,145	<div></div> 1%	47	17,192	325	1.9%
Hernando	12,020	<div></div> 1%	91	12,111	434	3.6%
Indian River	11,446	<div></div> 1%	97	11,543	278	2.4%
Charlotte	11,062	<div></div> 1%	179	11,241	389	3.5%
Martin	10,962	<div></div> 1%	201	11,163	299	2.7%
Citrus	10,085	<div></div> 1%	85	10,170	420	4.2%
Sumter	8,464	<div></div> 0%	98	8,562	243	2.9%
Nassau	7,497	<div></div> 0%	430	7,927	118	1.6%

County	FL resident cases		Non-FL resident cases	Total cases	FL resident deaths	FL death rate
Columbia	7,747	0%	37	7,784	162	2.1%
Highlands	7,447	0%	84	7,531	313	4.2%
Walton	6,493	0%	769	7,262	81	1.2%
Flagler	6,387	0%	79	6,466	93	1.5%
Monroe	5,919	0%	345	6,264	48	0.8%
Jackson	5,967	0%	64	6,031	154	2.6%
Putnam	5,954	0%	20	5,974	133	2.2%
Gadsden	5,500	0%	16	5,516	89	1.6%
Suwannee	5,174	0%	28	5,202	135	2.6%
Hendry	4,418	0%	17	4,435	77	1.7%
Desoto	3,978	0%	19	3,997	80	2.0%
Okeechobee	3,628	0%	49	3,677	85	2.3%
Unknown	368	0%	3,150	3,518	0	0.0%
Baker	3,325	0%	15	3,340	59	1.8%
Wakulla	3,216	0%	12	3,228	53	1.6%
Levy	3,029	0%	13	3,042	43	1.4%
Bradford	2,894	0%	13	2,907	54	1.9%
Hardee	2,862	0%	14	2,876	37	1.3%
Taylor	2,686	0%	6	2,692	45	1.7%
Washington	2,637	0%	20	2,657	48	1.8%
Holmes	2,176	0%	31	2,207	46	2.1%
Madison	2,003	0%	26	2,029	43	2.1%
Gulf	1,877	0%	23	1,900	41	2.2%
Union	1,769	0%	1	1,770	71	4.0%
Calhoun	1,644	0%	3	1,647	42	2.6%
Lafayette	1,604	0%	0	1,604	25	1.6%
Hamilton	1,562	0%	19	1,581	23	1.5%
Dixie	1,539	0%	3	1,542	23	1.5%
Gilchrist	1,468	0%	4	1,472	37	2.5%
Jefferson	1,396	0%	22	1,418	24	1.7%
Franklin	1,260	0%	33	1,293	16	1.3%
Liberty	1,050	0%	1	1,051	16	1.5%
Glades	917	0%	4	921	19	2.1%
Total	1,979,240		37,273	2,016,513	32,820	1.7%

COVID-19: characteristics of 1,979,240 Florida resident cases

Data through Mar 22, 2021 verified as of Mar 23, 2021 at 09:25 AM

Data in this report are provisional and subject to change.

The table below includes the cities and counties of residence for cases in Florida residents based on the patient's ZIP Code. Note that city is not always received as part of the initial notification and may be missing while the case is being investigated.

City and county	Cases
Miami, Dade	249,583
Orlando, Orange	87,914
Jacksonville, Duval	84,715
Tampa, Hillsborough	68,496
Hialeah, Dade	60,915
Fort Lauderdale, Broward	44,223
Hollywood, Broward	39,553
West Palm Beach, Palm Beach	30,855
Kissimmee, Osceola	29,461
Tallahassee, Leon	28,160
Homestead, Dade	26,368
Naples, Collier	25,922
Pensacola, Escambia	25,780
Saint Petersburg, Pinellas	25,238
Fort Myers, Lee	23,075
Bradenton, Manatee	21,685
Boca Raton, Palm Beach	21,434
Ocala, Marion	21,026
Lakeland, Polk	20,794
Pompano Beach, Broward	19,855
Gainesville, Alachua	18,144
Sarasota, Sarasota	16,845
Port Saint Lucie, St. Lucie	15,473
Lake Worth, Palm Beach	15,351
Cape Coral, Lee	15,027
Miami Beach, Dade	13,725
Clearwater, Pinellas	13,544
Miramar, Broward	13,479
Boynton Beach, Palm Beach	12,267
Coral Springs, Broward	11,940
Doral, Dade	11,936
Panama City, Bay	11,882
Miami Gardens, Dade	11,467
Saint Augustine, St. Johns	11,000
Melbourne, Brevard	10,326
Winter Haven, Polk	10,015
Delray Beach, Palm Beach	9,526
Lehigh Acres, Lee	9,420
Davie, Broward	9,105
Riverview, Hillsborough	8,988
Vero Beach, Indian River	8,796
Milton, Santa Rosa	8,394
Palm Bay, Brevard	8,292
New Port Richey, Pasco	8,140
Sunrise, Broward	8,108
Fort Pierce, St. Lucie	7,728
Saint Cloud, Osceola	7,579
Coral Gables, Dade	7,574
Largo, Pinellas	7,516
Apopka, Orange	7,358
Daytona Beach, Volusia	7,324
Plantation, Broward	7,167
Spring Hill, Hernando	7,154
Lake City, Columbia	7,047
Orange Park, Clay	6,985
North Miami Beach, Dade	6,965
Clermont, Lake	6,848
Davenport, Polk	6,797
Brandon, Hillsborough	6,725

COVID-19: characteristics of 1,979,240 Florida resident cases

Data through Mar 22, 2021 verified as of Mar 23, 2021 at 09:25 AM

Data in this report are provisional and subject to change.

The table below includes the cities and counties of residence for cases in Florida residents based on the patient's ZIP Code. Note that city is not always received as part of the initial notification and may be missing while the case is being investigated.

City and county	Cases
Jupiter, Palm Beach	6,512
Weston, Broward	6,446
Sanford, Seminole	6,440
Plant City, Hillsborough	6,374
Deltona, Volusia	6,338
Deerfield Beach, Broward	6,022
Winter Garden, Orange	5,881
Tamarac, Broward	5,545
Port Charlotte, Charlotte	5,434
Fort Walton Beach, Okaloosa	5,391
Palm Coast, Flagler	5,364
Stuart, Martin	5,178
Crestview, Okaloosa	5,176
Wesley Chapel, Pasco	5,153
Coconut Creek, Broward	5,079
Margate, Broward	5,021
Palm Beach Gardens, Palm Beach	5,019
Land O Lakes, Pasco	4,922
Winter Park, Orange	4,886
Deland, Volusia	4,867
Palm Harbor, Pinellas	4,823
Palmetto, Manatee	4,796
Oviedo, Seminole	4,760
Wellington, Palm Beach	4,735
Miami Lakes, Dade	4,455
Opa Locka, Dade	4,394
Altamonte Springs, Seminole	4,370
Lutz, Hillsborough	4,322
Port Orange, Volusia	4,248
Middleburg, Clay	4,199
Brooksville, Hernando	4,196
Haines City, Polk	4,172
Valrico, Hillsborough	4,148
Venice, Sarasota	4,107
North Port, Sarasota	4,066
The Villages, Sumter	4,057
Hallandale, Broward	4,043
Live Oak, Suwannee	4,019
Ocoee, Orange	4,000
Punta Gorda, Charlotte	3,991
Pembroke Pines, Broward	3,990
Leesburg, Lake	3,982
Sebring, Highlands	3,979
Saint Johns, St. Johns	3,880
Arcadia, Desoto	3,870
Seminole, Pinellas	3,773
Bonita Springs, Lee	3,754
Zephyrhills, Pasco	3,747
Ormond Beach, Volusia	3,742
Navarre, Santa Rosa	3,639
Okeechobee, Okeechobee	3,617
Pinellas Park, Pinellas	3,493
Windermere, Orange	3,476
North Lauderdale, Broward	3,431
Longwood, Seminole	3,421
North Miami, Dade	3,407
Immokalee, Collier	3,395
Ruskin, Hillsborough	3,351
Cocoa, Brevard	3,317

COVID-19: characteristics of 1,979,240 Florida resident cases

Data through Mar 22, 2021 verified as of Mar 23, 2021 at 09:25 AM

Data in this report are provisional and subject to change.

The table below includes the cities and counties of residence for cases in Florida residents based on the patient's ZIP Code. Note that city is not always received as part of the initial notification and may be missing while the case is being investigated.

City and county	Cases
Gulf Breeze, Santa Rosa	3,272
Niceville, Okaloosa	3,232
Cantonment, Escambia	3,117
Panama City Beach, Bay	3,032
Lake Worth Beach, Palm Beach	3,020
Jacksonville Beach, Duval	2,989
Key West, Monroe	2,986
Casselberry, Seminole	2,965
Quincy, Gadsden	2,931
Crawfordville, Wakulla	2,886
Titusville, Brevard	2,878
Hudson, Pasco	2,866
Port Richey, Pasco	2,866
Dade City, Pasco	2,848
Bartow, Polk	2,785
North Fort Myers, Lee	2,778
Palatka, Putnam	2,760
Oakland Park, Broward	2,758
Winter Springs, Seminole	2,754
Cutler Ridge, Dade	2,754
Fernandina Beach, Nassau	2,719
Green Cove Springs, Clay	2,685
Lake Mary, Seminole	2,682
Aventura, Dade	2,664
Kissimmee, Polk	2,639
Auburndale, Polk	2,622
Merritt Island, Brevard	2,590
Ponte Vedra Beach, St. Johns	2,571
Lake Wales, Polk	2,561
New Smyrna Beach, Volusia	2,554
Perry, Taylor	2,520
Tarpon Springs, Pinellas	2,501
Lynn Haven, Bay	2,475
Inverness, Citrus	2,397
Marianna, Jackson	2,387
Belle Glade, Palm Beach	2,383
Parkland, Broward	2,351
Clewiston, Hendry	2,305
Eustis, Lake	2,292
Fleming Island, Clay	2,285
Wimauma, Hillsborough	2,280
Santa Rosa Beach, Walton	2,260
Cooper City, Broward	2,259
Dunedin, Pinellas	2,253
Royal Palm Beach, Palm Beach	2,252
Loxahatchee, Palm Beach	2,239
Esteros, Lee	2,216
Holiday, Pasco	2,160
Defuniak Springs, Walton	2,064
Sarasota, Manatee	2,063
Rockledge, Brevard	2,054
Key Biscayne, Dade	2,054
Parrish, Manatee	2,048
Chipley, Washington	2,047
Destin, Okaloosa	1,983
Labelle, Hendry	1,973
Odessa, Hillsborough	1,962
Palm City, Martin	1,961
Starke, Bradford	1,956

COVID-19: characteristics of 1,979,240 Florida resident cases

Data through Mar 22, 2021 verified as of Mar 23, 2021 at 09:25 AM

Data in this report are provisional and subject to change.

The table below includes the cities and counties of residence for cases in Florida residents based on the patient's ZIP Code. Note that city is not always received as part of the initial notification and may be missing while the case is being investigated.

City and county	Cases
Mount Dora, Lake	1,951
Riviera Beach, Palm Beach	1,934
Avon Park, Highlands	1,925
Mulberry, Polk	1,901
Seffner, Hillsborough	1,871
Tavares, Lake	1,869
Summerfield, Marion	1,790
Yulee, Nassau	1,783
Groveland, Lake	1,766
Lithia, Hillsborough	1,751
Pinecrest, Dade	1,740
Maitland, Orange	1,688
Orange City, Volusia	1,676
Wauchula, Hardee	1,671
Macclenny, Baker	1,629
Sebastian, Indian River	1,622
Callahan, Nassau	1,593
Palmetto Bay, Dade	1,586
Lady Lake, Lake	1,581
Missing, Dade	1,577
Mayo, Lafayette	1,575
Bonifay, Holmes	1,555
Coconut Grove, Dade	1,553
Carol City, Dade	1,553
Homosassa, Citrus	1,551
Ponte Vedra, St. Johns	1,549
Crystal River, Citrus	1,526
Dania, Broward	1,500
Crossings, Dade	1,483
Lake Placid, Highlands	1,413
Pace, Santa Rosa	1,412
Gibsonton, Hillsborough	1,404
Oldsmar, Pinellas	1,385
Hobe Sound, Martin	1,377
Florida City, Dade	1,374
Lake Butler, Union	1,371
Sun City Center, Hillsborough	1,371
Dover, Hillsborough	1,362
Apollo Beach, Hillsborough	1,354
Atlantic Beach, Duval	1,339
Madison, Madison	1,329
Edgewater, Volusia	1,323
Dunnellon, Marion	1,306
Palm Springs, Palm Beach	1,301
Debary, Volusia	1,294
Biscayne Park, Dade	1,288
Monticello, Jefferson	1,277
Alachua, Alachua	1,262
Belleview, Marion	1,245
Indiantown, Martin	1,240
Graceville, Jackson	1,227
North Palm Beach, Palm Beach	1,207
Lantana, Palm Beach	1,191
Century, Escambia	1,171
South Miami, Dade	1,152
Newberry, Alachua	1,129
Lecanto, Citrus	1,119
Safety Harbor, Pinellas	1,111
Ellenton, Manatee	1,102

COVID-19: characteristics of 1,979,240 Florida resident cases

Data through Mar 22, 2021 verified as of Mar 23, 2021 at 09:25 AM

Data in this report are provisional and subject to change.

The table below includes the cities and counties of residence for cases in Florida residents based on the patient's ZIP Code. Note that city is not always received as part of the initial notification and may be missing while the case is being investigated.

City and county	Cases
Williston, Levy	1,091
Jensen Beach, Martin	1,085
Havana, Gadsden	1,083
El Portal, Dade	1,076
Beverly Hills, Citrus	1,068
Hilliard, Nassau	1,058
Lauderhill, Broward	1,049
Satellite Beach, Brevard	1,046
Freeport, Walton	1,041
Blountstown, Calhoun	1,036
Jasper, Hamilton	1,021
Trenton, Gilchrist	998
Wildwood, Sumter	994
Wilton Manors, Broward	993
Wewahitchka, Gulf	964
Nokomis, Sarasota	962
Englewood, Charlotte	959
Sanderson, Baker	945
Keystone Heights, Clay	938
Key Largo, Monroe	932
Hernando, Citrus	931
Frostproof, Polk	927
Fellsmere, Indian River	922
Mary Esther, Okaloosa	921
Bushnell, Sumter	909
Everglades National Park, Dade	904
Dunnellon, Citrus	897
Polk City, Polk	893
Lauderdale Lakes, Broward	891
Fisher Island, Dade	886
Medley, Dade	883
Port Saint Joe, Gulf	883
Shalimar, Okaloosa	880
Moore Haven, Glades	858
Coleman, Sumter	839
Cross City, Dixie	815
Bristol, Liberty	814
Pahokee, Palm Beach	809
South Bay, Palm Beach	805
Marco Island, Collier	805
Cocoa Beach, Brevard	797
Chiefland, Levy	786
Fort Meade, Polk	777
High Springs, Alachua	761
Minneola, Lake	759
Sorrento, Lake	757
Trinity, Pasco	754
Indialantic, Brevard	749
Glen Saint Mary, Baker	746
Spring Hill, Pasco	746
Englewood, Sarasota	732
Fruitland Park, Lake	728
Chattahoochee, Gadsden	727
Thonotosassa, Hillsborough	727
Southwest Ranches, Broward	706
Olympia Heights, Dade	704
Marathon, Monroe	704
Crescent City, Putnam	704
Miramar Beach, Walton	703

COVID-19: characteristics of 1,979,240 Florida resident cases

Data through Mar 22, 2021 verified as of Mar 23, 2021 at 09:25 AM

Data in this report are provisional and subject to change.

The table below includes the cities and counties of residence for cases in Florida residents based on the patient's ZIP Code. Note that city is not always received as part of the initial notification and may be missing while the case is being investigated.

City and county	Cases
Uleta, Dade	702
Interlachen, Putnam	690
Coral, Dade	679
Fort Myers Beach, Lee	676
Umatilla, Lake	675
Bowling Green, Hardee	667
Lawtey, Bradford	666
Old Town, Dixie	665
Jacksonville, St. Johns	652
Lake Alfred, Polk	650
West Melbourne, Brevard	649
Fort White, Columbia	639
Neptune Beach, Duval	628
Silver Springs, Marion	610
Weeki Wachee, Hernando	603
Baker, Okaloosa	591
South Daytona, Volusia	578
Surfside, Dade	573
Belle Isle, Orange	571
Palm Beach, Palm Beach	569
Bronson, Levy	565
Clearwater Beach, Pinellas	562
Bunnell, Flagler	557
Gulfport, Pinellas	554
Sneads, Jackson	553
Jay, Santa Rosa	545
Carrabelle, Franklin	523
Mascotte, Lake	509
Hawthorne, Alachua	503
Rotunda West, Charlotte	502
Sweetwater, Dade	492
Oxford, Sumter	488
Oakland, Orange	486
Molino, Escambia	484
Cottondale, Jackson	483
Citra, Marion	479
Youngstown, Bay	472
Midway, Gadsden	469
Myakka City, Manatee	469
Zolfo Springs, Hardee	468
Florida State University, Leon	467
Cape Canaveral, Brevard	461
Mims, Brevard	461
Ocklawaha, Marion	459
Indian Harbour Beach, Brevard	456
Melbourne Beach, Brevard	456
East Palatka, Putnam	455
Tavernier, Monroe	454
Alva, Lee	440
Flagler Beach, Flagler	437
Altha, Calhoun	436
Bal Harbour, Dade	434
Dundee, Polk	433
Bell, Gilchrist	430
Branford, Suwannee	429
Celebration, Osceola	429
Apalachicola, Franklin	416
Centerville, Leon	394
Haverhill, Palm Beach	392

COVID-19: characteristics of 1,979,240 Florida resident cases

Data through Mar 22, 2021 verified as of Mar 23, 2021 at 09:25 AM

Data in this report are provisional and subject to change.

The table below includes the cities and counties of residence for cases in Florida residents based on the patient's ZIP Code. Note that city is not always received as part of the initial notification and may be missing while the case is being investigated.

City and county	Cases
Webster, Sumter	392
Archer, Alachua	385
De Leon Springs, Volusia	382
Eagle Lake, Polk	379
Osprey, Sarasota	366
Raiford, Union	365
Hastings, St. Johns	364
Grand Ridge, Jackson	357
West Miami, Dade	357
Floral City, Citrus	355
Tequesta, Palm Beach	354
Holly Hill, Volusia	347
Lake Park, Palm Beach	338
Chuluota, Seminole	338
Ave Maria, Collier	335
Missing, Volusia	332
Greenville, Madison	332
Grand Island, Lake	332
Pierson, Volusia	331
Vernon, Washington	324
Montverde, Lake	321
Malone, Jackson	316
Jennings, Hamilton	313
Satsuma, Putnam	311
Gotha, Orange	308
Indian Rocks Beach, Pinellas	308
Sebastian, Brevard	307
Missing, Orange	306
Eastpoint, Franklin	302
Laurel Hill, Okaloosa	300
Bryceville, Nassau	298
Kenneth City, Pinellas	297
Melrose, Putnam	296
Alafaya, Orange	295
Westville, Holmes	294
Elkton, St. Johns	293
Fort Mccoy, Marion	293
Reddick, Marion	293
Malabar, Brevard	292
Valparaiso, Okaloosa	286
Lehigh, Lee	285
Lake Panasoffkee, Sumter	285
Winter Park, Seminole	279
Greenwood, Jackson	274
O Brien, Suwannee	272
San Antonio, Pasco	272
Anthony, Marion	272
Ponce De Leon, Holmes	271
Belleair, Pinellas	268
Geneva, Seminole	264
Morriston, Levy	258
Greenacres, Palm Beach	257
Hallandale Beach, Broward	247
Inlet Beach, Walton	244
South Pasadena, Pinellas	242
Fountain, Bay	239
Sanibel, Lee	239
Eglin Air Force Base, Okaloosa	237
Lee, Madison	236

COVID-19: characteristics of 1,979,240 Florida resident cases

Data through Mar 22, 2021 verified as of Mar 23, 2021 at 09:25 AM

Data in this report are provisional and subject to change.

The table below includes the cities and counties of residence for cases in Florida residents based on the patient's ZIP Code. Note that city is not always received as part of the initial notification and may be missing while the case is being investigated.

City and county	Cases
Edgewood, Orange	235
Fern Park, Seminole	233
Southport, Bay	229
Kindred, Osceola	228
University Of Central Fl, Orange	227
White Springs, Hamilton	226
Weirsdale, Marion	225
Longboat Key, Manatee	223
Hosford, Liberty	221
Gretna, Gadsden	221
Saint James City, Lee	215
Wellborn, Suwannee	214
Islamorada, Monroe	210
Holt, Okaloosa	208
Mcdavid, Escambia	207
Astatula, Lake	205
Lakewood Ranch, Manatee	203
Holmes Beach, Manatee	200
Bay Harbor Islands, Dade	198
Poinciana, Polk	194
Howey-In-The-Hills, Lake	194
Juno Beach, Palm Beach	193
Micanopy, Alachua	190
Madeira Beach, Pinellas	190
Mcalpin, Suwannee	189
Babson Park, Polk	187
Sopchoppy, Wakulla	186
Altoona, Lake	185
Zellwood, Orange	184
Alford, Jackson	184
Atlantis, Palm Beach	183
Azalea Park, Orange	183
The Villages, Marion	181
The Villages, Lake	176
Lake Helen, Volusia	174
Lauderdale By The Sea, Broward	174
Odessa, Pasco	168
Viera, Brevard	167
Center Hill, Sumter	166
Mangonia Park, Palm Beach	166
Caryville, Washington	162
Summerland Key, Monroe	161
University Of Miami, Dade	161
Cutler Bay, Dade	160
Golden Beach, Dade	159
Pomona Park, Putnam	157
Osteen, Volusia	155
Bokeelia, Lee	155
Hypoluxo, Palm Beach	151
Lockhart, Orange	151
Rocky Point, Hillsborough	149
Grant-Valkaria, Brevard	148
University Of Fl, Alachua	148
Oak Hill, Volusia	148
Bay Lake, Orange	146
Lutz, Pasco	145
Sumterville, Sumter	145
Citrus Springs, Citrus	144
Ponce Inlet, Volusia	141

COVID-19: characteristics of 1,979,240 Florida resident cases

Data through Mar 22, 2021 verified as of Mar 23, 2021 at 09:25 AM

Data in this report are provisional and subject to change.

The table below includes the cities and counties of residence for cases in Florida residents based on the patient's ZIP Code. Note that city is not always received as part of the initial notification and may be missing while the case is being investigated.

City and county	Cases
Hiawassee, Orange	140
Clair-Mel City, Hillsborough	137
Carrollwood, Hillsborough	135
Hollister, Putnam	135
Big Pine Key, Monroe	134
Lady Lake, Sumter	134
Cloud Lake, Palm Beach	128
Baldwin, Duval	128
Inglis, Levy	128
Missing, Lee	128
Paisley, Lake	127
San Mateo, Putnam	126
Hampton, Bradford	125
Apopka, Seminole	125
Christmas, Orange	124
Steinhatchee, Taylor	124
Lake Hamilton, Polk	121
Kendall, Dade	121
Matlacha, Lee	120
Clarksville, Calhoun	119
West Park, Broward	116
University Of Central Florida, Orange	113
Placida, Charlotte	112
Belleair Beach, Pinellas	112
Buena Ventura Lakes, Osceola	111
Callaway, Bay	109
Tierra Verde, Pinellas	109
Panacea, Wakulla	106
Lighthouse Point, Broward	105
Saint Leo, Pasco	105
Barry University, Dade	103
Seville, Volusia	103
Dinsmore, Duval	102
Harmony, Osceola	102
Astor, Lake	101
Temple Terrace, Hillsborough	101
Hurlburt Field, Okaloosa	101
Lamont, Jefferson	101
Brooker, Bradford	101
Missing, St. Johns	99
Cedar Key, Levy	99
South Fort Myers, Lee	98
Canal Point, Palm Beach	97
Dania Beach, Broward	97
Bradenton Beach, Manatee	95
Bascom, Jackson	95
Barefoot Bay, Brevard	95
Tyndall Air Force Base, Bay	95
Fruit Cove, St. Johns	95
Florahome, Putnam	94
Waldo, Alachua	94
Florida Gulf Coast Univ, Lee	93
Missing, Pinellas	91
City Of Sunrise, Broward	91
University Of South Florida, Hillsborough	88
Maitland, Seminole	87
Pinetta, Madison	87
Crystal Beach, Pinellas	86
Kathleen, Polk	85

COVID-19: characteristics of 1,979,240 Florida resident cases

Data through Mar 22, 2021 verified as of Mar 23, 2021 at 09:25 AM

Data in this report are provisional and subject to change.

The table below includes the cities and counties of residence for cases in Florida residents based on the patient's ZIP Code. Note that city is not always received as part of the initial notification and may be missing while the case is being investigated.

City and county	Cases
Missing, Marion	83
Sunny Isles Beach, Dade	82
Lorida, Highlands	82
F M, Lee	80
Fort Denaud, Hendry	80
Ocean Ridge, Palm Beach	78
Missing, St. Lucie	77
Yalaha, Lake	76
Eatonville, Orange	75
Welaka, Putnam	75
Saint Pete Beach, Pinellas	74
Patrick Air Force Base, Brevard	73
Avon Park, Polk	73
Princeton, Dade	73
Palma Ceia, Hillsborough	73
Campbellton, Jackson	70
Missing, Lake	70
Air Mail Facility, Dade	69
Boca Grande, Lee	68
North Venice, Sarasota	68
Ochopee, Collier	68
Greensboro, Gadsden	66
Anna Maria, Manatee	65
Stock Island, Monroe	64
Cudjoe Key, Monroe	63
Missing, Duval	62
Reunion, Osceola	61
Bonita Beach, Lee	59
Destin, Walton	59
Georgetown, Putnam	59
Missing, Pasco	58
Micco, Brevard	58
Mexico Beach, Bay	58
Bellview, Escambia	57
Felda, Hendry	57
North Redington Beach, Pinellas	57
Orlando, Seminole	57
Treasure Island, Pinellas	57
Missing, Palm Beach	56
Miami Springs, Dade	54
Missing, Santa Rosa	54
Lake Suzy, Desoto	54
Northdale, Hillsborough	53
Walnut Hill, Escambia	53
Ona, Hardee	53
Miami, Unknown	53
Okahumpka, Lake	52
Singer Island, Palm Beach	52
Orlando, Dade	52
Heathrow, Seminole	51
Duette, Manatee	51
Town N Country, Hillsborough	50
Enterprise, Volusia	50
Salt Springs, Marion	49
University Of Tampa, Hillsborough	49
Aloma, Orange	49
Miromar Lakes, Lee	49
Palm Beach Shores, Palm Beach	49
Missing, Sumter	48

COVID-19: characteristics of 1,979,240 Florida resident cases

Data through Mar 22, 2021 verified as of Mar 23, 2021 at 09:25 AM

Data in this report are provisional and subject to change.

The table below includes the cities and counties of residence for cases in Florida residents based on the patient's ZIP Code. Note that city is not always received as part of the initial notification and may be missing while the case is being investigated.

City and county	Cases
Terra Ceia, Manatee	47
Cinco Bayou, Okaloosa	47
Intercession City, Osceola	47
Sewalls Point, Martin	45
Florence Villa, Polk	45
Highland City, Polk	45
Waverly, Polk	44
Green Acres, Palm Beach	44
Kenansville, Osceola	43
Eaton Park, Polk	43
Orlando, Osceola	43
Gulf Breeze, Escambia	43
Lacoochee, Pasco	42
Village Of Wellington, Palm Beach	42
Manalapan, Palm Beach	42
Ebro, Washington	41
Key Colony Beach, Monroe	41
Saint Johns, Duval	40
Bayonet Point, Pasco	40
Naranja, Dade	40
Florida International Univ, Dade	40
Cortez, Manatee	40
Village Wellington, Palm Beach	39
Orlando, Broward	39
Missing, Broward	38
Ponte Vedra, Duval	37
Florida A And M University, Leon	37
Orlando, Volusia	37
Hialeah Gardens, Dade	36
Missing, Hillsborough	35
Orlando, Polk	35
Pasadena, Pinellas	34
Stetson University, Volusia	34
Lakeshore, Polk	34
Bay Pines, Pinellas	34
Tice, Lee	34
Miami Shores, Dade	34
Flemington, Marion	34
North Bay Village, Dade	34
Highland Beach, Palm Beach	34
Siesta Key, Sarasota	33
Palm Shores, Brevard	33
Homeland, Polk	33
Bonaventure, Broward	33
Missing, Seminole	33
Dowling Park, Suwannee	33
Miami, Broward	33
Venus, Highlands	32
Lulu, Columbia	32
Davenport, Osceola	32
Hallandle Beach, Broward	32
Bagdad, Santa Rosa	32
Wekiva Springs, Seminole	31
Eloise, Polk	31
Nocatee, Desoto	30
Mcintosh, Marion	30
Univ Of FI Student Dorms, Alachua	30
Kinard, Calhoun	30
Penney Farms, Clay	30

COVID-19: characteristics of 1,979,240 Florida resident cases

Data through Mar 22, 2021 verified as of Mar 23, 2021 at 09:25 AM

Data in this report are provisional and subject to change.

The table below includes the cities and counties of residence for cases in Florida residents based on the patient's ZIP Code. Note that city is not always received as part of the initial notification and may be missing while the case is being investigated.

City and county	Cases
Bayshore Gardens, Manatee	30
Bonita Springs, Collier	29
Lealman, Pinellas	29
Alturas, Polk	29
Jupiter, Martin	29
South Palm Beach, Palm Beach	29
Orlando, Hillsborough	29
Poinciana, Osceola	29
Sugarloaf Key, Monroe	28
Little Torch Key, Monroe	28
Pensacola Beach, Santa Rosa	28
Westlake, Palm Beach	28
Horseshoe Beach, Dixie	28
Caryville, Holmes	27
Chokoloskee, Collier	27
City Of Westlake, Palm Beach	27
Florida State, Leon	27
Homosassa Springs, Citrus	27
Saint Marks, Wakulla	27
Indian Lake Estates, Polk	26
Fort Lauderdale, Dade	26
Palmdale, Glades	26
Long Key, Monroe	26
Ridge Manor, Pasco	26
Bradley, Polk	26
Pine Hills, Orange	26
Pembroke Park, Broward	25
Tangerine, Orange	25
South Miami Heights, Dade	25
Missing, Monroe	25
Earleton, Alachua	25
Santa Fe, Alachua	24
Westchase, Hillsborough	24
Missing, Escambia	24
New Smyrna, Volusia	24
Labelle, Glades	24
Hawthorne, Putnam	24
Archer, Levy	23
Paxton, Walton	23
Yankeetown, Levy	23
Sydney, Hillsborough	23
Missing, Manatee	23
Goulds, Dade	23
Balm, Hillsborough	22
Tioga, Alachua	22
Missing, Citrus	22
Orange Lake, Marion	22
Sparr, Marion	22
Citrus Ridge, Indian River	22
Wausau, Washington	22
Loughman, Polk	22
Missing, Brevard	22
Florida Dept Of Corrections, Union	22
Bostwick, Putnam	22
Kissimmee, Orange	22
La Crosse, Alachua	22
Bonifay, Washington	21
Plymouth, Orange	21
Everglades City, Collier	21

COVID-19: characteristics of 1,979,240 Florida resident cases

Data through Mar 22, 2021 verified as of Mar 23, 2021 at 09:25 AM

Data in this report are provisional and subject to change.

The table below includes the cities and counties of residence for cases in Florida residents based on the patient's ZIP Code. Note that city is not always received as part of the initial notification and may be missing while the case is being investigated.

City and county	Cases
Pine Castle, Orange	21
Wabasso, Indian River	21
Florida International University, Dade	21
Perdido Key, Escambia	21
Indian River Shores, Indian River	20
Sun City, Hillsborough	20
Branford, Lafayette	20
Crystal Springs, Pasco	20
Redington Shores, Pinellas	20
Fort Ogden, Desoto	20
Mango, Hillsborough	20
Missing, Indian River	20
Laud-By-The-Sea, Broward	20
Missing, Okaloosa	20
Ramrod Key, Monroe	19
Lowell, Marion	19
Parker, Bay	19
Candler, Marion	19
Champions Gate, Polk	19
Orlando, Palm Beach	19
Wildlight, Nassau	19
High Springs, Gilchrist	19
Mexico Beach, Gulf	19
Babcock Ranch, Lee	19
Union Park, Orange	19
Gulf Stream, Palm Beach	18
Goodland, Collier	18
Maxville, Duval	18
Nalcrest, Polk	18
Hollywood, Dade	18
Jensen Beach, St. Lucie	18
Trenton, Levy	18
Missing, Collier	17
Graceville, Holmes	17
Nichols, Polk	17
Suwannee, Dixie	16
Webster, Hernando	16
Hernando Beach, Hernando	16
Gulf Hammock, Levy	16
Tallevast, Manatee	16
Shady Hills, Pasco	16
Jacksonville, Unknown	16
Lake Buena Vista, Orange	16
West Panama City Beach, Bay	16
Woodville, Leon	16
Orlando, Pinellas	16
Otter Creek, Levy	16
Forest City, Orange	16
Wewahitchka, Calhoun	16
Lake City, Suwannee	15
Golden Oak, Orange	15
Buckingham, Lee	15
Brooksville, Pasco	15
Lakewood Ranch, Sarasota	15
Boca Raton, Broward	15
Hutchinson Island, St. Lucie	15
White Springs, Columbia	15
Missing, Bay	15
Missing, Martin	15

COVID-19: characteristics of 1,979,240 Florida resident cases

Data through Mar 22, 2021 verified as of Mar 23, 2021 at 09:25 AM

Data in this report are provisional and subject to change.

The table below includes the cities and counties of residence for cases in Florida residents based on the patient's ZIP Code. Note that city is not always received as part of the initial notification and may be missing while the case is being investigated.

City and county	Cases
Graham, Bradford	14
Braden River, Manatee	14
Mount Dora, Orange	14
Laurel Hill, Walton	14
Village Of Palmetto Bay, Dade	14
Copeland, Collier	14
Florida State Univ Admin, Leon	14
Belleair Bluffs, Pinellas	14
Saint Lucie West, St. Lucie	14
Murdock, Charlotte	14
Winter Garden, Lake	14
Trilby, Pasco	14
Daytona Beach Shores, Volusia	14
Fort Charlotte, Charlotte	13
Hialeah, Unknown	13
Long Boat Key, Manatee	13
Orlando, Brevard	13
Saint George Island, Franklin	13
Orlando, Lake	13
Choctaw Beach, Okaloosa	13
Eau Gallie, Brevard	13
Lake Monroe, Seminole	13
Johns Pass Village, Pinellas	13
Watersound, Walton	13
Kingsley Lake, Bradford	13
Gonzalez, Escambia	13
Steinhatchee, Dixie	13
Wahneta, Polk	13
Roseland, Indian River	13
Durant, Hillsborough	12
Holder, Citrus	12
Missing, Putnam	12
Mount Plymouth, Lake	12
Indian Creek Village, Dade	12
Pensacola Beach, Escambia	12
Rosemary Beach, Walton	12
Orlando, Unknown	12
Unknown, Dade	12
Deer Island, Lake	11
East Lake, Marion	11
Alys Beach, Bay	11
Miami Gardens, Broward	11
Deerfield Beach, Palm Beach	11
Captiva, Lee	11
Ozona, Pinellas	11
Los Angeles, Dade	11
Naples, Lee	11
Babcock Ranch, Charlotte	11
Missing, Unknown	11
Greenville, Taylor	11
Hillsboro Beach, Broward	11
Citrus Hills, Citrus	11
Leisure City, Dade	11
Orlando, Leon	11
Perrine, Dade	10
Orlando, Duval	10
Dade City, Hernando	10
Briny Breezes, Palm Beach	10
Passport, Unknown	10

COVID-19: characteristics of 1,979,240 Florida resident cases

Data through Mar 22, 2021 verified as of Mar 23, 2021 at 09:25 AM

Data in this report are provisional and subject to change.

The table below includes the cities and counties of residence for cases in Florida residents based on the patient's ZIP Code. Note that city is not always received as part of the initial notification and may be missing while the case is being investigated.

City and county	Cases
Seacrest, Walton	10
Missing, Nassau	10
Forest City, Seminole	10
Cypress, Jackson	10
Lake Como, Putnam	10
Missing, Polk	10
University Park, Manatee	10
Grandin, Putnam	10
Gibsonia, Polk	10
Redington Beach, Pinellas	10
Telogia, Liberty	10
Missing, Taylor	10
Sea Ranch Lakes, Broward	9
Palma Sola, Manatee	9
Innovation, Pasco	9
Barberville, Volusia	9
Cottdale, Washington	9
Beverly Beach, Flagler	9
Putnam Hall, Putnam	9
Ferndale, Lake	9
Haines Creek, Lake	9
Lamont, Madison	9
Lloyd, Jefferson	9
Rubonia, Manatee	9
Umatilla, Marion	9
Elfers, Pasco	9
Fanning Springs, Gilchrist	9
Day, Lafayette	9
Grant Valkaria, Brevard	9
Nobleton, Hernando	9
Saint Augustine, Duval	9
West Delray Beach, Palm Beach	9
Evinston, Alachua	8
Salem, Taylor	8
Virginia Gardens, Dade	8
Orange Springs, Marion	8
Fort Walton Beach, Unknown	8
Cross Creek, Alachua	8
Fairfield, Marion	8
Palm City, St. Lucie	8
Seybold, Dade	8
Saint Augustine Beach, St. Johns	8
Holt, Santa Rosa	8
White City, Gulf	8
Worthington Springs, Union	8
Pine Ridge, Citrus	8
Jerome, Collier	8
Ponce De Leon, Walton	8
Scottsmoor, Brevard	8
Goldenrod, Seminole	8
Missing, Clay	7
Switzerland, St. Johns	7
Maitland, Volusia	7
Aripeka, Pasco	7
Valkaria, Brevard	7
River Ranch, Polk	7
Niceville, Walton	7
Orlando, Alachua	7
Okeechobee, Glades	7

COVID-19: characteristics of 1,979,240 Florida resident cases

Data through Mar 22, 2021 verified as of Mar 23, 2021 at 09:25 AM

Data in this report are provisional and subject to change.

The table below includes the cities and counties of residence for cases in Florida residents based on the patient's ZIP Code. Note that city is not always received as part of the initial notification and may be missing while the case is being investigated.

City and county	Cases
Fort Lauderdale, Unknown	7
Indian Shores, Pinellas	7
Fernandina, Nassau	7
Orange Park, Duval	7
Port Saint John, Brevard	7
Basinger, Okeechobee	7
Missing, Flagler	7
Orlando, Pasco	7
Longboat Key, Sarasota	7
Keystone Heights, Bradford	7
Miccosukee, Leon	6
Glenwood, Volusia	6
Orchid, Indian River	6
Pensacola, Unknown	6
Ybor City, Hillsborough	6
Morriston, Marion	6
Duck Key, Monroe	6
Newberry, Gilchrist	6
Mayport Naval Station, Duval	6
Lake Butler, Bradford	6
Anastasia Island, St. Johns	6
East Rockland Key, Monroe	6
Bradenton, Sarasota	6
Maitland, Osceola	6
Inglis, Citrus	6
Weirsdale, Lake	6
Quail Heights, Dade	6
Punta Gorda, Lee	6
Deland, Lake	6
Orlando, Flagler	6
Orlando, Marion	6
Sunny Hills, Washington	6
Missing, Walton	6
Missing, Sarasota	6
Labelle, Lee	6
Maitland, Hillsborough	6
Winter Park, Polk	6
Winderemere, Orange	6
Grove City, Charlotte	6
Coco River, Collier	6
Eglin, Okaloosa	6
Ebro, Bay	5
Bruce, Holmes	5
Hialeah, Broward	5
Westchester, Dade	5
Mid Florida, Seminole	5
Ocean Breeze, Martin	5
Port Salerno, Martin	5
Ridge Manor Estates, Sumter	5
Missing, Highlands	5
Missing, Columbia	5
Shady Grove, Taylor	5
Missing, Leon	5
Milton, Escambia	5
Mayport, Duval	5
Inlet Beach, Bay	5
Pass, Unknown	5
Stuart, St. Lucie	5
Miami, Palm Beach	5

COVID-19: characteristics of 1,979,240 Florida resident cases

Data through Mar 22, 2021 verified as of Mar 23, 2021 at 09:25 AM

Data in this report are provisional and subject to change.

The table below includes the cities and counties of residence for cases in Florida residents based on the patient's ZIP Code. Note that city is not always received as part of the initial notification and may be missing while the case is being investigated.

City and county	Cases
Wakulla Springs, Wakulla	5
Pompano Beach, Palm Beach	5
Orlando, Manatee	5
N/A, Unknown	5
Oneco, Manatee	5
Ocoee, Lake	5
Okeechobee, Martin	5
Alys Beach, Walton	5
Missing, Alachua	5
Miami Beach, Unknown	5
Point Washington, Walton	5
University Of Central FI, Martin	5
Williston, Marion	5
Okeechobee, Osceola	5
Psl, Unknown	5
Pompano Beach, Unknown	5
San Carlos Park, Lee	5
University Of Central FI, Hillsborough	5
Bayou George, Bay	5
Boynton Beach, Broward	5
Missing, Osceola	5
Miramar, Dade	5
Miami Gardens, Unknown	5
Kissimmee, Unknown	5
Jacksonville Naval Air Station, Duval	5
Fort Lauderdale, Palm Beach	5
Clarcona, Orange	5
Lazy Lake, Broward	4
Lamont, Taylor	4
Wacissa, Jefferson	4
Sugarloaf, Monroe	4
Branford, Gilchrist	4
Cape Haze, Charlotte	4
Clewiston, Palm Beach	4
Conch Key, Monroe	4
Pompano Beach, Dade	4
Sandestin, Walton	4
Seacrest, Bay	4
Naples, Unknown	4
High Springs, Columbia	4
Hinsdale, Manatee	4
Bella Collina, Lake	4
Delray Beach, Broward	4
El Jobean, Charlotte	4
International Service Center, Dade	4
Indian Rock Beach, Pinellas	4
Island Grove, Alachua	4
Hollywood, Unknown	4
Bowling Green, Polk	4
Cypress Gardens, Polk	4
Loxahatchee Groves, Palm Beach	4
Live Oak, Madison	4
West Bradenton, Manatee	4
Port Charlotte, Unknown	4
Greenville, Jefferson	4
Marina Del Rey, Dade	4
Missing, Hernando	4
Oklawaha, Marion	4
Glen Ridge, Palm Beach	4

COVID-19: characteristics of 1,979,240 Florida resident cases

Data through Mar 22, 2021 verified as of Mar 23, 2021 at 09:25 AM

Data in this report are provisional and subject to change.

The table below includes the cities and counties of residence for cases in Florida residents based on the patient's ZIP Code. Note that city is not always received as part of the initial notification and may be missing while the case is being investigated.

City and county	Cases
Coconut Creek, Palm Beach	4
Pensacola, Santa Rosa	4
Margate, Unknown	4
Melrose, Bradford	4
Highland Park, Polk	4
Los Angeles, Broward	4
Lake Worth, Broward	4
Jacksonville, Dade	3
Inverness, Polk	3
Pass, Dade	3
Vero Beach, Brevard	3
Orem, Palm Beach	3
Pp, Dade	3
Pp, Unknown	3
Woodside, Broward	3
Brewton, Escambia	3
Apopka, Broward	3
Maitland, Polk	3
Lake Harbor, Palm Beach	3
Lanark Village, Franklin	3
Miami Shores, Broward	3
Tampa Palms, Hillsborough	3
Pineland, Lee	3
Winter Garden, Seminole	3
Tarpon Springs, Pasco	3
Tampa, Pinellas	3
Ludlam, Dade	3
Laurel, Sarasota	3
Jacksonville, Clay	3
Clermont, Orange	3
Port Saint Lucie, Martin	3
Saint Petersburg, Hillsborough	3
Palm Coast, Volusia	3
Missing, Jackson	3
West Palm Beach, Broward	3
Village Of Golf, Palm Beach	3
Wildwood, Marion	3
Saint Augusaintine Beach, St. Johns	3
Lynbrook, Broward	3
Loxahatchee, Broward	3
Lakeland, Hillsborough	3
Miami, Orange	3
Immokalee, Lee	3
Hallandale Beach, Unknown	3
Lake Geneva, Clay	3
Lake City, Duval	3
Fort Myers, Unknown	3
Bradington, Manatee	3
Blountstown, Liberty	3
Crestview, Walton	3
Cross Key, Monroe	3
Cape San Blas, Gulf	3
Apopka, Lake	3
Green Cove Springs, Duval	3
Fernandina Beach, Duval	3
Fpo, Duval	3
Mayport Naval Housing, Duval	3
Monticello, Madison	3
Plantation Key, Monroe	3

COVID-19: characteristics of 1,979,240 Florida resident cases

Data through Mar 22, 2021 verified as of Mar 23, 2021 at 09:25 AM

Data in this report are provisional and subject to change.

The table below includes the cities and counties of residence for cases in Florida residents based on the patient's ZIP Code. Note that city is not always received as part of the initial notification and may be missing while the case is being investigated.

City and county	Cases
Vernon, Bay	3
Samoset, Manatee	3
San Fernando, Unknown	3
Alford, Washington	3
Altamonte Springs, Orange	3
Jonesville, Alachua	3
Julington Creek, St. Johns	3
Jupiter Island, Martin	3
Miramar, Unknown	3
Marco Island, Lee	3
Pembroke Pines, Unknown	3
Okeechobee, Highlands	3
Ocean Reef Club, Monroe	3
Vero Beach, St. Lucie	3
Chicago, Lee	3
Coraopolis, Citrus	3
Champions Gate, Osceola	3
Bristol, Calhoun	3
Jacksonville, Alachua	3
Sorrento, Orange	3
Stuart, Palm Beach	3
North Fort Myers, Charlotte	3
Milligan, Okaloosa	3
Westville, Walton	3
Land O Lakes, Hillsborough	3
Lady Lake, Marion	3
Jacksonville , Duval	3
Fisher Island, Unknown	3
Homeless, Hillsborough	3
Bay Harbor Islands, Unknown	3
Ft Pierce, St. Lucie	3
Fort Lauderdale, Alachua	2
Deerfield Beach, Unknown	2
Doral, Unknown	2
Brooklyn, Broward	2
Carl Fisher, Dade	2
Cross City, Taylor	2
Jupiter, Dade	2
Micanopy, Marion	2
Lakeland, Unknown	2
Windermere, Lake	2
Sutton, Pasco	2
Red Bay, Holmes	2
Saint Marys, Nassau	2
Pembroke Lakes, Broward	2
Port Saint Lucie, Palm Beach	2
Noma, Holmes	2
Ormond Beach, Flagler	2
Panama City, Unknown	2
Pembroke Pines, Dade	2
Summerfield, Unknown	2
Tampa, Hernando	2
Sharpes, Brevard	2
Saint Lucie Village, St. Lucie	2
Sebring, Desoto	2
Vero Beach, Unknown	2
Yeehaw, Okeechobee	2
Wauchula, Desoto	2
Jacksonville Naval Hospital, Duval	2

COVID-19: characteristics of 1,979,240 Florida resident cases

Data through Mar 22, 2021 verified as of Mar 23, 2021 at 09:25 AM

Data in this report are provisional and subject to change.

The table below includes the cities and counties of residence for cases in Florida residents based on the patient's ZIP Code. Note that city is not always received as part of the initial notification and may be missing while the case is being investigated.

City and county	Cases
Hosford, Calhoun	2
Jacksonville, Nassau	2
Longview, Dade	2
Marina Del Rey, Broward	2
Melrose, Clay	2
Mesa, Unknown	2
Aventura, Broward	2
000000, Unknown	2
Dfafs, Okaloosa	2
Venice, Dade	2
University Of Central Fl, Seminole	2
West Palm Beach, Unknown	2
Winter Park, Volusia	2
Winter Springs, Orange	2
Windermere, Hillsborough	2
New Port Richey, Hillsborough	2
Orlando, Escambia	2
Pompano Beach, Osceola	2
Port Charlotte, Lee	2
Union, Manatee	2
Swansea, Lee	2
Sand Lake, Orange	2
Port St. Lucie, St. Lucie	2
Longwood, Unknown	2
Long Beach, Orange	2
Marathon Shores, Monroe	2
Mims, Volusia	2
Miami, Martin	2
Labelle, Collier	2
Jena, Taylor	2
Lauderhill, Unknown	2
At Large, Broward	2
Bonnie, Dade	2
Boys Ranch, Suwannee	2
Fort Pierce, Brevard	2
Graceville, Unknown	2
Eatonville, Polk	2
Sarasota, Unknown	2
Seguin, Unknown	2
Sunrise, Unknown	2
Tampa, Broward	2
Tarpon Springs, Hillsborough	2
Orlando, St. Lucie	2
Port Canaveral, Brevard	2
Oakland Park, Unknown	2
Marysville, Dade	2
Callahan, Duval	2
Dade City, Unknown	2
Cibolo, Orange	2
Claysville, Hernando	2
Crescent Beach, Sarasota	2
Fl State Univ Student, Leon	2
Defuniak Springs, Okaloosa	2
Defuniak Springs, Unknown	2
Blountstown, Jackson	2
Alligator Point, Franklin	2
Coconut Creek, Unknown	2
Eatonville, Lake	2
Crawfordville, Leon	2

COVID-19: characteristics of 1,979,240 Florida resident cases

Data through Mar 22, 2021 verified as of Mar 23, 2021 at 09:25 AM

Data in this report are provisional and subject to change.

The table below includes the cities and counties of residence for cases in Florida residents based on the patient's ZIP Code. Note that city is not always received as part of the initial notification and may be missing while the case is being investigated.

City and county	Cases
Daytona Beach, Unknown	2
Lawtey, Union	2
Hallandale Beach, Dade	2
Los Angeles, Okaloosa	2
Louisville, Manatee	2
Lutz, Pinellas	2
Seven Springs, Pasco	2
Upper Key Largo, Monroe	2
University Of Central Florida, Brevard	2
West Villages, Sarasota	2
Zellwood, Lake	2
Mount Pleasant, Gadsden	2
Navarre, Okaloosa	2
None, Dade	2
Phoenix, Lake	2
Clermont, Polk	2
Bronx, Seminole	2
Doctors Inlet, Clay	2
Bonifay, Jackson	2
Bonnie, Sarasota	2
Inverenss, Citrus	2
Fort Myers, Collier	2
Fort Pierce, Martin	2
Lake Helen, Orange	2
Lecanto, Marion	2
Maitland, Leon	2
Winter Park, Leon	2
Weston, Dade	2
West Palm Beach, Dade	2
Palm Springs North, Dade	2
Redland, Dade	2
Melrose, Alachua	2
Olustee, Baker	2
Orlando, Santa Rosa	2
Orlando, Charlotte	2
Maitland, Lake	2
Hialeah Lakes, Dade	2
Hialeah, Orange	2
Jan Phyl Village, Polk	2
Moore Haven, Hendry	2
Naples, Broward	2
Cassadaga, Volusia	2
Fort Walton Beach, Walton	2
Duke Field Air Force Station, Okaloosa	2
Dunnellon, Levy	2
University Of Central Florida, Palm Beach	2
University Of Central Florida, Pinellas	2
Wimauma, Manatee	2
Wekiwa Springs, Seminole	2
Provo, Broward	2
Sumatra, Liberty	2
Portland, Unknown	2
University Of Central Florida, Broward	2
Saint Teresa, Wakulla	2
Orlando, Okaloosa	2
Madison, Unknown	2
Maitland, Pasco	2
Ocala, Unknown	2
Miamt, Dade	2

COVID-19: characteristics of 1,979,240 Florida resident cases

Data through Mar 22, 2021 verified as of Mar 23, 2021 at 09:25 AM

Data in this report are provisional and subject to change.

The table below includes the cities and counties of residence for cases in Florida residents based on the patient's ZIP Code. Note that city is not always received as part of the initial notification and may be missing while the case is being investigated.

City and county	Cases
Florida Power & Light Co, Dade	2
Amelia City, Nassau	2
Apopka, Unknown	2
Alligator Point, Wakulla	2
Chipley, Jackson	2
Chipley, Holmes	1
Daniel Island, Bay	1
Colorado Springs, Unknown	1
Conifer, Lee	1
Eatonville, Seminole	1
El Paso, Unknown	1
Elbow Lake, Palm Beach	1
Dunellen, Dade	1
Destin, Unknown	1
Diamond, Highlands	1
Doral, Broward	1
Altamonte, Orange	1
Alva, Collier	1
333, Unknown	1
Allentown, Putnam	1
Apple Creek, Citrus	1
Amelia Village, Nassau	1
Barefoot Beach, Lee	1
Battle Creek, Manatee	1
Avon, Manatee	1
Aventura, Osceola	1
Bryn Mawr, Palm Beach	1
Burkeville, Brevard	1
Camden Wyoming, Duval	1
Celebration, Palm Beach	1
Chattanooga, Dade	1
Bear Grass, Palm Beach	1
Azalea Park, Osceola	1
Boca Raton,, Palm Beach	1
Boston, Dade	1
Brewster, Volusia	1
Fortlauderdale, Unknown	1
Fortwalton Beach, Okaloosa	1
Ft Pierce, Unknown	1
Garland, Orange	1
Fort Denaud, Glades	1
Fort Meyers, Lee	1
FI State Lot, Leon	1
Fairless Hills, Broward	1
Everett, Dade	1
Hickory, Lee	1
Homeless, Dade	1
Homer, Escambia	1
Hilliard, Unknown	1
Hallandate Ben, Unknown	1
Havana, Leon	1
Jeffersonville, Broward	1
Knoxville, Escambia	1
Lake Mary, Lake	1
Lansdale, Lake	1
Lapeer, Manatee	1
Lauderdale Hill, Unknown	1
Longwood, Orange	1
Lehigh Cares, Lee	1

COVID-19: characteristics of 1,979,240 Florida resident cases

Data through Mar 22, 2021 verified as of Mar 23, 2021 at 09:25 AM

Data in this report are provisional and subject to change.

The table below includes the cities and counties of residence for cases in Florida residents based on the patient's ZIP Code. Note that city is not always received as part of the initial notification and may be missing while the case is being investigated.

City and county	Cases
Live Oak, Columbia	1
Loganville, Orange	1
Missing, Wakulla	1
Monterey, Broward	1
Mumford, Manatee	1
N/A, Duval	1
Naples, Alachua	1
North Miami, Broward	1
Ocean City, Broward	1
Old Town, Gilchrist	1
Middleburg, Duval	1
Midland, Osceola	1
Missing, Hamilton	1
Miami, Charlotte	1
Miamii, Dade	1
Miami Garden, Unknown	1
Oviedo, Leon	1
Opa Locka, Polk	1
Orem, Sarasota	1
Orem, Unknown	1
Palm City, Unknown	1
Plant City, Unknown	1
Pompano Beach, Alachua	1
Ridgewood, Broward	1
Riverview, Manatee	1
Roseland, Palm Beach	1
Republic, Monroe	1
Richmond, Palm Beach	1
Porter Ranch, Dade	1
Raiford, Bradford	1
Ponte Vedra Beach, Orange	1
Port Orange , Volusia	1
Port Saint Lucie, Indian River	1
San Antonio, Dade	1
San Diego, Unknown	1
Sanford, Palm Beach	1
Russellville, Hillsborough	1
Saint Augustine, Okaloosa	1
Steinhatchee, Alachua	1
Tampa, Escambia	1
Tampa, Manatee	1
Tangerine, Lake	1
University Of Central Florida, Hillsborough	1
University Of Central FI, Pasco	1
Village Of Palm Springs, Palm Beach	1
Virginia Beach, Alachua	1
Webster, Pasco	1
Union City, Bradford	1
Sebastian, Lake	1
Westerville, Hillsborough	1
West Point, Lee	1
Wilbur By The Sea, Volusia	1
Willowbrook, Lee	1
Winston Salem, Unknown	1
Winter Garden, Hillsborough	1
Wilton Manors, Dade	1
Woodland Hills, Brevard	1
Youngstown, Calhoun	1
Yulee, Duval	1

COVID-19: characteristics of 1,979,240 Florida resident cases

Data through Mar 22, 2021 verified as of Mar 23, 2021 at 09:25 AM

Data in this report are provisional and subject to change.

The table below includes the cities and counties of residence for cases in Florida residents based on the patient's ZIP Code. Note that city is not always received as part of the initial notification and may be missing while the case is being investigated.

City and county	Cases
Pound Ridge, Leon	1
Port Charlotte Fl, Unknown	1
Ponce, Orange	1
Plant City, Pinellas	1
Plantation, Unknown	1
Plant City, Hendry	1
Orlando, Highlands	1
Newport Beach, Palm Beach	1
North Little Rock, Palm Beach	1
Ocoee, Polk	1
Opa Locka, Unknown	1
Orem, Nassau	1
Olando, Orange	1
Sumter Ville, Unknown	1
Tallahassee, Escambia	1
Springhill, Unknown	1
Tampa, Dade	1
Tampa, Lee	1
South Otselic, Dade	1
Southampton, Palm Beach	1
Stockbridge, Leon	1
Sullivans Island, Dade	1
Sevierville, Dade	1
Saint Petersburg, Dade	1
San Juan, Osceola	1
San Pedro Sula, Dade	1
Sandy, Duval	1
Richmond Heights, Dade	1
Riverview, Pinellas	1
Rochester, Lee	1
Rosemary Beach, Bay	1
Saint Cloud, Orange	1
West Simsbury, Collier	1
Wayne, Dade	1
Windermere, Polk	1
Winter Park, Lake	1
Tinley Park, Lee	1
University Of Central Fl, Dade	1
Telluride, Lee	1
Export, Palm Beach	1
Fdsf, Unknown	1
Felda, Palm Beach	1
Flagler Beach, Volusia	1
Flora, Lee	1
Downers Grove, St. Lucie	1
Fort Myers, Lake	1
Fresno, Pasco	1
Fruitland Park, Sumter	1
Fwb, Unknown	1
Gainesville, Marion	1
Gastonia, Polk	1
Clearwater, Highlands	1
Clermont, Unknown	1
Columbia, Orange	1
Coral Gables, Unknown	1
Coral Springs, Unknown	1
Cornelius, Leon	1
Crestview, Dade	1
Dade City, Polk	1

COVID-19: characteristics of 1,979,240 Florida resident cases

Data through Mar 22, 2021 verified as of Mar 23, 2021 at 09:25 AM

Data in this report are provisional and subject to change.

The table below includes the cities and counties of residence for cases in Florida residents based on the patient's ZIP Code. Note that city is not always received as part of the initial notification and may be missing while the case is being investigated.

City and county	Cases
Dania, Unknown	1
Darien, Pasco	1
Arcadia, Charlotte	1
Aspen, Palm Beach	1
Atlanta, Broward	1
Aurburndale, Polk	1
Aventura, Unknown	1
Azalea Park, Sarasota	1
Bartow, Unknown	1
Biscayne Park, Broward	1
Boca Rotan, Unknown	1
Alpharetta, Alachua	1
Apalachicola, Leon	1
Brooksville, Columbia	1
Bryn Mawr, Collier	1
Canfield, Duval	1
Naugatuck, Lee	1
New Vernon, Sarasota	1
New York, Broward	1
Northville, Broward	1
Ocala, Indian River	1
Ocoee, Broward	1
Myakka, Duval	1
Maitland, Unknown	1
Melbourne, Orange	1
Miami Beach, Palm Beach	1
Miami Granders, Dade	1
Missing, Baker	1
Middleburg, Unknown	1
Milford, Palm Beach	1
Milford, Polk	1
Minneapolis, Broward	1
Johns Island, Wakulla	1
Killarney, Orange	1
Knoxville, Duval	1
Havanna, Gadsden	1
Jacksonville, Palm Beach	1
Hilliard, Dade	1
Hollywood, Leon	1
Holt, Unknown	1
Homestead, Monroe	1
Humble, Broward	1
Green, Clay	1
Greensburg, Orange	1
Greenville, Monroe	1
Gulf Shores, Escambia	1
Los Angeles, Polk	1
Lakeland, Pasco	1
Lakewood, Unknown	1
Lake City, Volusia	1
Orlando, Union	1
Ovido, Seminole	1
Oxford, Palm Beach	1
Opalocka, Dade	1
North Canton, Palm Beach	1
Oakland, Leon	1
Ocala, Alachua	1
Okeechobee, St. Lucie	1
Miamf, Dade	1

COVID-19: characteristics of 1,979,240 Florida resident cases

Data through Mar 22, 2021 verified as of Mar 23, 2021 at 09:25 AM

Data in this report are provisional and subject to change.

The table below includes the cities and counties of residence for cases in Florida residents based on the patient's ZIP Code. Note that city is not always received as part of the initial notification and may be missing while the case is being investigated.

City and county	Cases
Miami G, Dade	1
Miami, Collier	1
Miami, St. Lucie	1
New Richmond, Volusia	1
Rio Dell, Volusia	1
Rochelle, Volusia	1
Port Orange, Unknown	1
Port Saint Lucie, Orange	1
Princeton, Alachua	1
Provincetown, Collier	1
Panama City, Walton	1
Palm Coast, Duval	1
Perry, Leon	1
Perth Amboy, Monroe	1
Spring Park, Alachua	1
Steinhatchee, Madison	1
South Burlington, Orange	1
Shannon, Collier	1
Soddy Daisy, Broward	1
Soldotna, Broward	1
Saint Cloud, Lee	1
Saint Johns, Orange	1
San Antonio, Sarasota	1
San Antonio, Unknown	1
Sanford, Volusia	1
Wesley Chapel, Alachua	1
Wheaton, Lee	1
Wilmington, Broward	1
Winter Park, Osceola	1
Wood River, Polk	1
Worcester, Palm Beach	1
Winter Park, Alachua	1
Tampa, Volusia	1
Tangerine, Seminole	1
Tewksbury, Orange	1
Toms River, Dade	1
Umatilla, Alachua	1
University Of Central Florida, Monroe	1
Virginia Beach, Hernando	1
Waco, Broward	1
Washington, Broward	1
Marshall, Palm Beach	1
Marianna, Calhoun	1
Lemoyne, Manatee	1
Los Angeles, Palm Beach	1
Lyndhurst, Broward	1
Magnolia Square, Osceola	1
Maitland, Alachua	1
Lake In The Hills, Columbia	1
Lake Placid, Alachua	1
Kingsland, Duval	1
Kissimmee, Brevard	1
Lawrence Township, Palm Beach	1
Las Vegas, Orange	1
Lake Worth Beach, Broward	1
Land Of Lakes, Pasco	1
Lander, Citrus	1
Floralda, Escambia	1
Grassy Key, Monroe	1

COVID-19: characteristics of 1,979,240 Florida resident cases

Data through Mar 22, 2021 verified as of Mar 23, 2021 at 09:25 AM

Data in this report are provisional and subject to change.

The table below includes the cities and counties of residence for cases in Florida residents based on the patient's ZIP Code. Note that city is not always received as part of the initial notification and may be missing while the case is being investigated.

City and county	Cases
Gainesville, Baker	1
Gilmer, Dade	1
Haverford, Hillsborough	1
Herrin, Orange	1
Jacksonville, Manatee	1
Jamaica, Broward	1
Jupiter, Unknown	1
Jersey City, Polk	1
Bryant, Alachua	1
Bronx, Broward	1
Buffalo, Palm Beach	1
Carol Stream, Orange	1
Castleberry, Escambia	1
Charlotte, Pasco	1
Apo, Pasco	1
Apopka, Flagler	1
99, Unknown	1
Alanson, Bay	1
Aollywoss, Dade	1
Boca Raton, Unknown	1
Bohealia, Lee	1
Blowing Rock, Polk	1
Belleair, Hillsborough	1
Dorchester, Orange	1
Deland, Polk	1
Dallas, Lee	1
De Leon Springs, Putnam	1
Dearborn, Lee	1
Estero, Collier	1
Fanning Springs, Levy	1
Fargo, Unknown	1
Felton, Manatee	1
Clear Brook, Lee	1
Crestview, Holmes	1
Cumberland, Palm Beach	1
Dade City, Hillsborough	1
College Station, Lake	1
Columbus, Brevard	1
Cookeville, Seminole	1
Plantation, Orange	1
Pompano Beach, Martin	1
Parker, Dade	1
Parker, Leon	1
Peoria, Unknown	1
Palm Coast, Polk	1
Pacifica, Dade	1
Ormond Beach, Unknown	1
Oviedo, Brevard	1
Orlando, Sarasota	1
Saint Petersburg, St. Lucie	1
Sandford, Seminole	1
Rye, Duval	1
Rex, Duval	1
Potomac, Palm Beach	1
Port Everglades, Broward	1
Ocoee, Osceola	1
Okeechobee, Broward	1
North Pole, Seminole	1
North Port, Lee	1

COVID-19: characteristics of 1,979,240 Florida resident cases

Data through Mar 22, 2021 verified as of Mar 23, 2021 at 09:25 AM

Data in this report are provisional and subject to change.

The table below includes the cities and counties of residence for cases in Florida residents based on the patient's ZIP Code. Note that city is not always received as part of the initial notification and may be missing while the case is being investigated.

City and county	Cases
Old Town, Alachua	1
Omaha, Palm Beach	1
Ona, Manatee	1
Oooooo, Unknown	1
Opa Locka, Broward	1
Orange Park , Duval	1
Orlando, Columbia	1
Orlando, Indian River	1
Orem, Broward	1
New Orleans, Palm Beach	1
Newark, Broward	1
Newburgh, Bay	1
Navarre, Dade	1
Winter Park, Broward	1
Winter Park, Indian River	1
Zolfo Springs, Polk	1
Westbrook, Dade	1
Wichita, Volusia	1
Washington, Unknown	1
Venice, Unknown	1
Vernon, Unknown	1
Winder Garden, Orange	1
Windermere, Leon	1
Windermere, Osceola	1
Windermere, Seminole	1
Winter Garden, Broward	1
Wells, Polk	1
Winter Garden, Pinellas	1
Tulsa, Orange	1
Sun City Center, Hardee	1
Tiffin, Highlands	1
Tallahassee, Duval	1
Tallahassee, Unknown	1
Tampa, Palm Beach	1
Tavares, Marion	1
Saint Cloud, Unknown	1
Saint Johns, Unknown	1
Sarasota, Flagler	1
Saxis, Lee	1
Schenectady, Polk	1
Sebring, Lee	1
Shelton, Manatee	1
Sodus, Charlotte	1
Spring Hill , Hernando	1
Spring Hill, Dade	1
Starke, Clay	1
Stone Mountain, Palm Beach	1
Macdill Air Force Base, Hillsborough	1
Los Angeles Ca, Unknown	1
Los Angeles, Hardee	1
Largo, Unknown	1
Littleton, Dade	1
Miami Beach, Broward	1
Middlesburg, Duval	1
Miami Lakes, Unknown	1
Miami, Hillsborough	1
Miami, Manatee	1
Margate, Dade	1
Marshall, Dade	1

COVID-19: characteristics of 1,979,240 Florida resident cases

Data through Mar 22, 2021 verified as of Mar 23, 2021 at 09:25 AM

Data in this report are provisional and subject to change.

The table below includes the cities and counties of residence for cases in Florida residents based on the patient's ZIP Code. Note that city is not always received as part of the initial notification and may be missing while the case is being investigated.

City and county	Cases
Mary Esther, Unknown	1
Medford, Palm Beach	1
Harrison, Pinellas	1
Holly Ridge, Orange	1
Homeless, Polk	1
Homosassa, Hernando	1
Leesburg, Marion	1
Lehigh Acres, Dade	1
Lewisburg, Pasco	1
Lake City, Hamilton	1
La Grange, Dade	1
Lafayette, Marion	1
Jerusalem, St. Johns	1
East Hampton, Palm Beach	1
Cypress, Leon	1
Davenport, Orange	1
Deland, St. Lucie	1
Deltona, Orange	1
Fort Myers-, Lee	1
Fort Pierce, Unknown	1
Gainesville, Duval	1
Granada Hills, Broward	1
Guilford, Dade	1
Hailandale, Unknown	1
Fort Myers, Manatee	1
Foley, Escambia	1
Conway, Leon	1
Coventry, Broward	1
Clermont, Volusia	1
Clewiston, Glades	1
Bridgeport, Dade	1
Bronx, Palm Beach	1
Cartersville, Unknown	1
Altoona, Marion	1
Anaheim, Unknown	1
Argyle, Walton	1
Athens, Duval	1
Bogota, Orange	1
Bradenton, Dade	1
Bradenton, Osceola	1
Dona Vista, Lake	1
East Setauket, Palm Beach	1
El Dorado, Palm Beach	1
Fleming Island, Duval	1
Fellsmere, Brevard	1
Crestview, Broward	1
Clearwater, Leon	1
Charlotte, Alachua	1
Dalecity, Okaloosa	1
Daytona Beach, Orange	1
Deerfield Beach, Polk	1
Crystal River, Marion	1
Crystal River, Unknown	1
Canton, Duval	1
Cantonment, Santa Rosa	1
Cape Coral, Unknown	1
Brooklyn, Polk	1
Bryceville, Duval	1
Bradenton, Lee	1

COVID-19: characteristics of 1,979,240 Florida resident cases

Data through Mar 22, 2021 verified as of Mar 23, 2021 at 09:25 AM

Data in this report are provisional and subject to change.

The table below includes the cities and counties of residence for cases in Florida residents based on the patient's ZIP Code. Note that city is not always received as part of the initial notification and may be missing while the case is being investigated.

City and county	Cases
Boca Raton, Dade	1
Boca Raton, Madison	1
Bogota, Unknown	1
Bal Harbour, Broward	1
Atlanta, Walton	1
Attalla, Broward	1
Auburn, Palm Beach	1
Autaugaville, Broward	1
Apopka, Volusia	1
Alachua, Suwannee	1
Alafaya, Broward	1
Alafaya, Pinellas	1
Macclenny, Dixie	1
Madison, Jefferson	1
Maitland, Collier	1
Miami Dade, Unknown	1
Merrick, Palm Beach	1
Metter, Manatee	1
Miami, Osceola	1
Miamiardens, Unknown	1
Miamksaohes, Dade	1
Jacksonville, Baker	1
Jacksonville, Marion	1
Jupiter Inlet, Palm Beach	1
Jzx, Unknown	1
Irmo, Unknown	1
Key West, Palm Beach	1
Kilgore, Dade	1
Lake Clarke Shores, Palm Beach	1
Lake Forest, Collier	1
Land O Lakes, Unknown	1
Lawton, Okaloosa	1
Levittown, Palm Beach	1
Lima, Manatee	1
Lima, Volusia	1
Florida City, Unknown	1
Fort Lauderdale, Collier	1
Fort Myers, Alachua	1
Gainesville, Levy	1
Glen Cove, Unknown	1
Glen Saint Mary, Duval	1
Golden Oak, Hillsborough	1
Golf, Palm Beach	1
Greensboro, Leon	1
Immokalee, Walton	1
Ocala, Duval	1
Okeechobi, Unknown	1
North Brunswick, St. Lucie	1
North Grafton, Dade	1
North Lauderdale, Unknown	1
North Porte, Unknown	1
Notrealville, Polk	1
Monument, Broward	1
Morrisville, Palm Beach	1
Myrtle Beach, Broward	1
Nashville, Palm Beach	1
Mokena, Lee	1
Pooler, Broward	1
Port St. Lucie, Unknown	1

COVID-19: characteristics of 1,979,240 Florida resident cases

Data through Mar 22, 2021 verified as of Mar 23, 2021 at 09:25 AM

Data in this report are provisional and subject to change.

The table below includes the cities and counties of residence for cases in Florida residents based on the patient's ZIP Code. Note that city is not always received as part of the initial notification and may be missing while the case is being investigated.

City and county	Cases
Punta Gorda, Sarasota	1
Putnam, Putnam	1
Ridgewood, Lee	1
Roayl Palm Beach, Palm Beach	1
Roseville, Broward	1
Rye, Palm Beach	1
Saint Petersburg, Bay	1
Orlando, Walton	1
Oviedo, Lake	1
Orlando, St. Johns	1
Orem, Dade	1
Orlando, Citrus	1
Orlando, Collier	1
Orlando, Hernando	1
Plantation, Leon	1
Pensacola, Dade	1
Panomo City, Bay	1
Parrish, Sarasota	1
Syracuse, Unknown	1
Twentynine Palms, Broward	1
Vernon, Walton	1
Venezuela, Unknown	1
Waukesha, Volusia	1
Surprise, Unknown	1
St Cloud, Orange	1
St Helena Is, Dade	1
South Miami, Broward	1
San Marcos, Unknown	1
West Miami, Unknown	1
Whippany, Volusia	1
Xifamk, Dade	1
Windermere, Alachua	1
Winfield, Hillsborough	1
Winter Garden, Unknown	1
Winter Park, Brevard	1
Winter Park, Unknown	1
Denton, Broward	1
Destin, Bay	1
Clearwater, Hillsborough	1
Coal City, Pasco	1
Crescent City, Marion	1
Crestview, Unknown	1
Commerce Township, Manatee	1
Coral Gables , Dade	1
Crawfordville, Alachua	1
Fort Lauderdale, Lee	1
Eureka, Flagler	1
Evansville, Citrus	1
Fort Worth, Broward	1
Franklin, Orange	1
Frostproof, Highlands	1
Gainesville, Palm Beach	1
Gainesville, Santa Rosa	1
Brownsville, Escambia	1
Bonnie, St. Johns	1
Belleair Bluffs, Unknown	1
Celebration, Orange	1
Chicago, Broward	1
Choctaw Beach, Unknown	1

COVID-19: characteristics of 1,979,240 Florida resident cases

Data through Mar 22, 2021 verified as of Mar 23, 2021 at 09:25 AM

Data in this report are provisional and subject to change.

The table below includes the cities and counties of residence for cases in Florida residents based on the patient's ZIP Code. Note that city is not always received as part of the initial notification and may be missing while the case is being investigated.

City and county	Cases
Austin, Dade	1
Apo, Collier	1
Big Torch Key, Monroe	1
Black, Holmes	1
Boca Raton, Lee	1
Bonifay, Unknown	1
8852 Teacher Ln, Pasco	1
Addison, Pasco	1
Apopka, Citrus	1
Apopka, Hillsborough	1
Arabi, Orange	1
Litchfield Park, Monroe	1
Littleton, St. Johns	1
Lake Worth, Unknown	1
Lake In The Hills, Broward	1
Jupiter, Pinellas	1
Kansas City, Palm Beach	1
Indianapolis, Lee	1
Gwynn Oak, Polk	1
Milford, Bay	1
Milford, Unknown	1
New Canaan, Dade	1
Na, Dade	1
Missing, Franklin	1
Mossy Head, Walton	1
Mattoon, Lee	1
Melbourne, Volusia	1
Los Angeles, Orange	1
Maitland, Palm Beach	1
Marianna, Leon	1
Marianna, Washington	1
Mary Esther, Hillsborough	1
Saint Charles, Orange	1
Roswell, Bay	1
Ruskin, Dade	1
Ruskin, Manatee	1
Scottsdale, Brevard	1
Scottsdale, Palm Beach	1
Saint Petersburg, Duval	1
Saint Petersburg, Manatee	1
Tampa, Duval	1
Tavares, Unknown	1
Temple, Palm Beach	1
St Peterburg, Orange	1
Stiamk, Dade	1
Summerdale, Escambia	1
Surfside Beach, Orange	1
Sun City Center, Lee	1
Port Saint Lucie, Marion	1
Port St Luice, Unknown	1
Plymouth, Pasco	1
Pensacola Naval Hospital, Escambia	1
Pass-A-Grille, Pinellas	1
Oviedo, Orange	1
Pace, Escambia	1
Painted Post, Pasco	1
Palatka, Marion	1
Newaygo, Charlotte	1
North Port, Charlotte	1

COVID-19: characteristics of 1,979,240 Florida resident cases

Data through Mar 22, 2021 verified as of Mar 23, 2021 at 09:25 AM

Data in this report are provisional and subject to change.

The table below includes the cities and counties of residence for cases in Florida residents based on the patient's ZIP Code. Note that city is not always received as part of the initial notification and may be missing while the case is being investigated.

City and county	Cases
Okeechobee, Unknown	1
Winnetka, Dade	1
Winter Garden, Osceola	1
Winter Haven, Osceola	1
Winter Park, Duval	1
Winter Park, Palm Beach	1
Weston, Unknown	1
Wildwood, Lee	1
Willington, Lee	1
Winter Springs, Polk	1
Youngstown, Washington	1
West Hollywood, Broward	1
Wakefield, Broward	1
Waverly, Duval	1
Wabasha, Clay	1
Unknown, Duval	1
Upland, Manatee	1
Crossings, Unknown	1
Davenport, Lake	1
Davie, Unknown	1
Dayton, Orange	1
Dearborn Heights, Hillsborough	1
Edgewood, Broward	1
Elkton, Putnam	1
Chesterfield, Broward	1
Carteret, Polk	1
Cincinnati, Dade	1
Connellsville, Highlands	1
Armstrong, St. Johns	1
Atl, Brevard	1
Alva, Escambia	1
Andalusia, Escambia	1
Arcadia, Highlands	1
Baker, Santa Rosa	1
Belleville, Palm Beach	1
Belmont, Santa Rosa	1
Blountstown, Broward	1
Bronson, Alachua	1
Brooker, Alachua	1
Bradenton, Clay	1
Brandon, Pinellas	1
Bonita, Lee	1
Bocaraten, Palm Beach	1
Middletown, Osceola	1
Missing, Gilchrist	1
Monroe, Hillsborough	1
Nantucket, Palm Beach	1
New Vernon, Palm Beach	1
Mayaguez, Dade	1
Macclenny, Duval	1
Mantua, Broward	1
Longwood, Broward	1
Lucedale, St. Lucie	1
Kure Beach, Monroe	1
Lakeland, Palm Beach	1
Hudson, Pinellas	1
Hoosick Falls, Broward	1
Indian Rock Beach, Palm Beach	1
Interlachen, Duval	1

COVID-19: characteristics of 1,979,240 Florida resident cases

Data through Mar 22, 2021 verified as of Mar 23, 2021 at 09:25 AM

Data in this report are provisional and subject to change.

The table below includes the cities and counties of residence for cases in Florida residents based on the patient's ZIP Code. Note that city is not always received as part of the initial notification and may be missing while the case is being investigated.

City and county	Cases
Kechi, Orange	1
Fort Myers, Broward	1
Floral, Okaloosa	1
Forestville, Volusia	1
Gibson, Unknown	1
Gainesville, Okaloosa	1
Gainesville, Unknown	1
Greenbrier, Bay	1
Groveland, Orange	1
Hialeahgardens, Dade	1
Hiram, Leon	1
Westlake Village, Unknown	1
White Plains, Broward	1
Whites Creek, Leon	1
Windermere, Volusia	1
Wtixrat, Dade	1
Watersound, Bay	1
Unk, Duval	1
Ventura, Orange	1
University Of Central Florida, Lee	1
Trenton, Dixie	1
Unknown, Unknown	1
Toms River, Lee	1
Tourist, Dade	1
Seffenner, Hillsborough	1
Seminole, Lee	1
Saint Petersburg, Charlotte	1
Puerto Rico, Unknown	1
Punta Gorda, Unknown	1
Randolph, Orange	1
Rivera Beach, Palm Beach	1
Saint Augustine, Flagler	1
Sunrise, Dade	1
Tallahassee, Madison	1
Stratford, Broward	1
Pembroke Pines, Orange	1
Pensacola, Sumter	1
Paducah, Manatee	1
Palm Coast, Unknown	1
Perth Amboy, Hillsborough	1
Port Orange, Brevard	1
Powell, Lee	1
Newberry, Levy	1
North Lauderdale, Unknown	1
Ocala, Citrus	1
Ocoee, Unknown	1
Odessa, Dade	1
Olds, Manatee	1
Orlando, Jackson	1
Orlando, Lee	1
Prattville, Hillsborough	1
Prestonsburg, Bay	1
Quincy, Jackson	1
Rapid City, Broward	1
Russellville, Bay	1
Sagamore Beach, Charlotte	1
Saint Augustine, Broward	1
Saint Cloud, Palm Beach	1
Petersburg, Manatee	1

COVID-19: characteristics of 1,979,240 Florida resident cases

Data through Mar 22, 2021 verified as of Mar 23, 2021 at 09:25 AM

Data in this report are provisional and subject to change.

The table below includes the cities and counties of residence for cases in Florida residents based on the patient's ZIP Code. Note that city is not always received as part of the initial notification and may be missing while the case is being investigated.

City and county	Cases
Piasa, Putnam	1
Saint Joseph, Volusia	1
San Antonio, Orange	1
Sanford, Unknown	1
Seminole, Leon	1
Suitland, Volusia	1
Shalimar, Unknown	1
Shirley, Flagler	1
Oldsmar, Hillsborough	1
Olean, Alachua	1
North Palm Beach, Orange	1
Northport, Sarasota	1
Oakland, Lee	1
Missing, Levy	1
Myakka City, Sarasota	1
New Middletown, Hillsborough	1
New Port Richey, Pinellas	1
New Port Richey, Unknown	1
Newberry, Marion	1
Newtown, Lake	1
Orlo Vista, Orange	1
Other, Dade	1
Palm Beach Gardens, Unknown	1
Palmetto Bay, Palm Beach	1
Palmetto, Pasco	1
Parma, Manatee	1
Pass-A-Grille Beach, Pinellas	1
Syracuse, Polk	1
Tallahassee, Dade	1
Tamarac, Dade	1
Tampa, Unknown	1
Tavares, Orange	1
Tequesta, Martin	1
Topsham, Manatee	1
Town Of Nocatee, St. Johns	1
Troy, Manatee	1
Unkn, Duval	1
Waipahu, Santa Rosa	1
Ward, Polk	1
Wellborn, Columbia	1
Sunbright, Palm Beach	1
Winter Garden, Duval	1
Woodbine, Nassau	1
West Aplm Beach, Palm Beach	1
West Yarmouth, St. Lucie	1
Venetian Islands, Dade	1
Yulee, St. Johns	1
Zephyrhills, Hillsborough	1
Matawan, Palm Beach	1
Mckinney, Broward	1
Miamc, Dade	1
Milford, Lee	1
Missing, Okeechobee	1
Monroe Township, Palm Beach	1
Moore Haven, Okeechobee	1
Morrisville, Unknown	1
Lake Butler, Alachua	1
Kingsland, Nassau	1
Knoxville, Bay	1

COVID-19: characteristics of 1,979,240 Florida resident cases

Data through Mar 22, 2021 verified as of Mar 23, 2021 at 09:25 AM

Data in this report are provisional and subject to change.

The table below includes the cities and counties of residence for cases in Florida residents based on the patient's ZIP Code. Note that city is not always received as part of the initial notification and may be missing while the case is being investigated.

City and county	Cases
Ldhl, Broward	1
Las Vegas, Palm Beach	1
Longwood, Volusia	1
Lincoln, St. Lucie	1
Little Neck, Lee	1
Jupiter, St. Lucie	1
Kenilworth, Leon	1
Key West, Duval	1
Keys West, Unknown	1
Jacksonville, Orange	1
Jefferson, Dade	1
Jonesboro, Leon	1
Inverness, Marion	1
Inwood, Broward	1
Irvine, Marion	1
Istachatta, Hernando	1
Homeless, Monroe	1
Homeless, Pinellas	1
Howell, Dade	1
Hudson, Hernando	1
Hoclywsod, Dade	1
Holiday, Pinellas	1
Hernando, Marion	1
Hialeah, Collier	1
Indian Rocks Beach, Duval	1
Indiantown, Palm Beach	1
Inglewood, Sarasota	1
Dallas, Hernando	1
Dearborn, Broward	1
Deer Park, Dade	1
Carmel, Orange	1
Cedar Springs, Hernando	1
Caracas, Dade	1
Coconut Ck, Unknown	1
Chicago, Unknown	1
Brooklyn, Dade	1
Brooklyn, Lee	1
Bonnie, Broward	1
Boston, Broward	1
Bel Air, Collier	1
Apopka, Clay	1
Asheville, Highlands	1
Astoria, Broward	1
Atmore, Escambia	1
Bartow, Hardee	1
O, Manatee	1
Acworth, Okaloosa	1
Alachua, Duval	1
Alpharetta, Broward	1
Downingtown, Broward	1
Downingtown, Hillsborough	1
Dpo, Santa Rosa	1
Dunedin, Unknown	1
Deerfield, Dade	1
Deland, Seminole	1
Dayton, Lake	1
Daytona Beach, Pinellas	1
Erie, Monroe	1
East Palatka, Hillsborough	1

COVID-19: characteristics of 1,979,240 Florida resident cases

Data through Mar 22, 2021 verified as of Mar 23, 2021 at 09:25 AM

Data in this report are provisional and subject to change.

The table below includes the cities and counties of residence for cases in Florida residents based on the patient's ZIP Code. Note that city is not always received as part of the initial notification and may be missing while the case is being investigated.

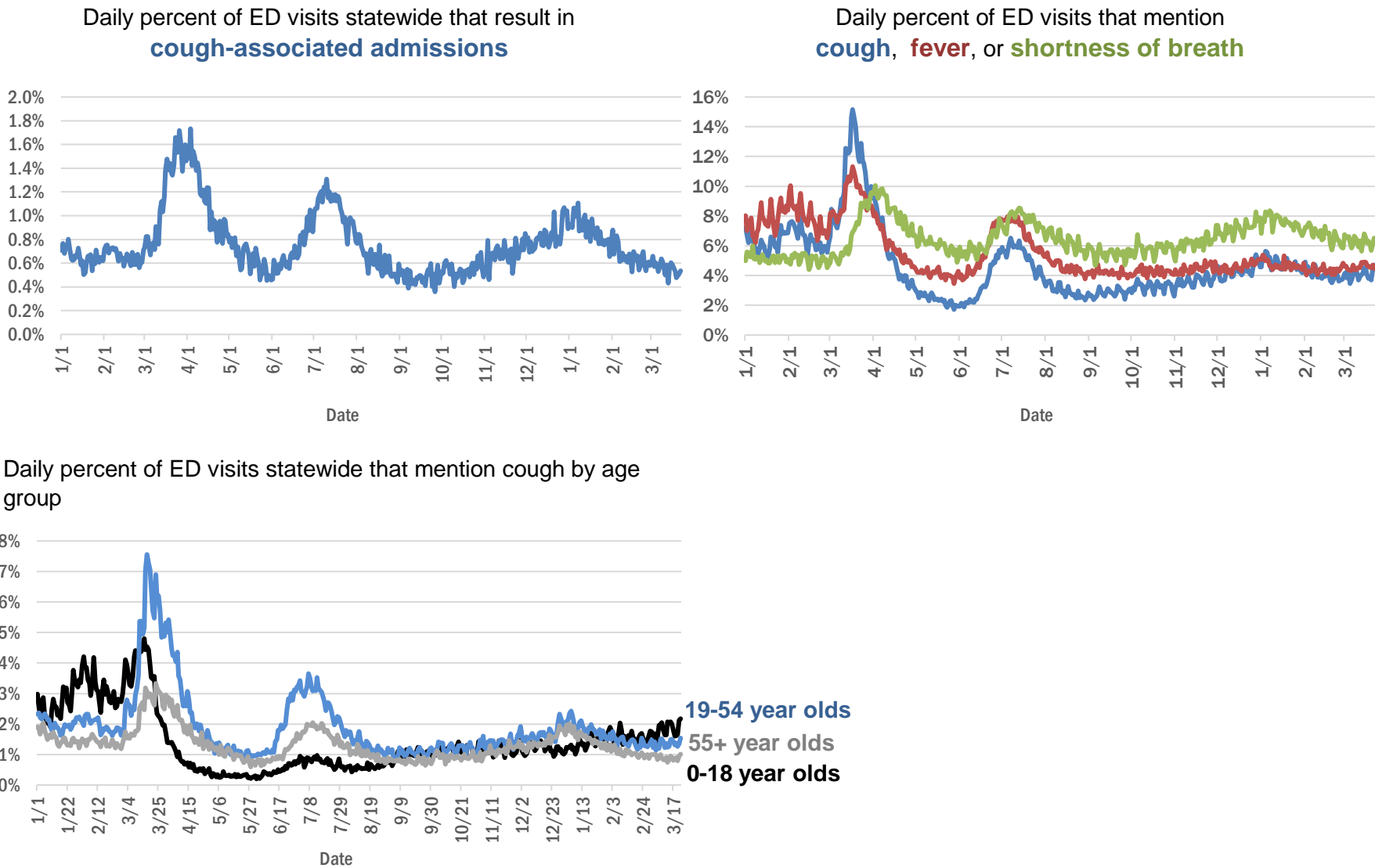
City and county	Cases
Eastpoint, Leon	1
Deltona, Seminole	1
Fort Lauderdale, Leon	1
Fort Myers, Sarasota	1
Fort Pierce, Palm Beach	1
Fort White, Clay	1
Garden City, Alachua	1
Gaylord, Orange	1
Gotcha, Orange	1
Greensburg, Palm Beach	1
Haines City, Osceola	1
Hallandale, Unknown	1
Helen, Bay	1
Total	1,979,240

COVID-19: additional surveillance information

Data through Mar 22, 2021 verified as of Mar 23, 2021 at 09:25 AM

Data in this report are provisional and subject to change.

Statewide emergency department (ED) chief complaint and admission data



The Electronic Surveillance System for the Early Notification of Community-Based Epidemics (ESSENCE-FL) includes chief complaint data from 211 of 211 Florida EDs. Data are transmitted electronically to ESSENCE-FL daily or hourly.

COVID-19: testing by laboratory

Data through Mar 22, 2021 verified as of Mar 23, 2021 at 09:25 AM

Data in this report are provisional and subject to change.

The numbers in the table below represent the number of Florida and non-Florida residents for whom test results were received by the Department of Health. A person can be tested by more than one laboratory and can have both positive and negative results. **Therefore, the sum of the numbers in each column will be larger than the total number of people tested.**

Reporting lab	Inconclusive	Negative	Positive	Percent positive	Total
CURATIVE LABS	14,833	1,594,285	242,838	13%	1,851,956
LABORATORY CORPORATION OF AMERICA	2,555	1,618,813	220,218	12%	1,841,586
QUEST DIAGNOSTICS	11,841	1,370,958	201,559	13%	1,584,358
BIO REFERENCE LABORATORIES, INC	7,567	938,131	180,141	16%	1,125,839
HELIX	8,989	654,689	114,078	15%	777,756
REALTOX LABS LLC	6,529	598,415	98,302	14%	703,246
NOMI_HEALTH	2,866	457,010	62,785	12%	522,661
RCA LABORATORY SERVICES, LLC/GENETWORX		417,743	44,954	10%	462,697
GENETWORX	661	390,597	32,977	8%	424,235
CDR MAGUIRE - HEALTH CARE CENTER		338,623	51,551	13%	390,174
PALM BEACH BALLPARK		241,714	24,532	9%	266,246
PWNHEALTH	1,616	222,357	29,588	12%	253,561
IMPACT HEALTH BIOMETRIC TESTING, INC	1,041	221,584	26,277	11%	248,902
EAST FLORIDA STATE COLLEGE - BREVARD		212,886	26,986	11%	239,872
BPHL-JACKSONVILLE	18	188,609	32,575	15%	221,202
NOMI HEALTH LAB SERVICES		172,673	19,917	10%	192,590
ADVENTHEALTH LAB	99	166,091	21,326	11%	187,516
FULGENT DIAGNOSTICS LABORATORY	3,430	157,272	17,676	10%	178,378
MAKO GENOMICS	7,786	140,207	25,571	15%	173,564
BPHL-MIAMI	225	146,542	24,486	14%	171,253
CB SMITH PARK		150,116	18,792	11%	168,908
MAYO CLINIC LABORATORIES	336	139,258	17,497	11%	157,091
ELABNETWORK	1,059	138,456	11,835	8%	151,350
BAYCARE LABORATORIES LLC	604	134,254	11,609	8%	146,467
MEMORIAL REGIONAL HOSPITAL SOUTH	27	116,522	23,715	17%	140,264
ASCENSION SACRED HEART HOSPITAL - PENSACOLA	2	115,461	17,914	13%	133,377
ORLANDO HEALTH SYSTEM	683	119,282	12,222	9%	132,187
NORTHWEST LABORATORY	246	121,085	6,475	5%	127,806
BIOCOLLECTIONS WORLDWIDE, INC	738	111,066	13,529	11%	125,333
AEGIS SCIENCES CORPORATION	1,003	102,447	16,994	14%	120,444
ADVENT HEALTH LAB	112	101,258	13,956	12%	115,326
MEDICAL DIAGNOSTIC LABORATORIES	976	98,590	14,220	12%	113,786
AKESOGEN		93,620	18,068	16%	111,688
TESTING MATTERS INC	794	93,190	16,432	15%	110,416
BPHL-TAMPA (SPECTRUM BLVD)	45	90,841	16,706	16%	107,592
UF HEALTH MEDICAL LAB	33	98,034	9,168	9%	107,235
TAMPA GENERAL HOSPITAL	4	93,328	8,935	9%	102,267
DIATHERIX LABORATORIES (VRL EUROFINs)	1	84,999	12,617	13%	97,617
KORVALABS, INC	1,285	91,570	4,706	5%	97,561
BAPTIST HEALTH SOUTH FLORIDA	362	78,934	12,056	13%	91,352
SUNPATH MEDICAL DIAGNOSTICS LABORATORY	826	78,306	12,053	13%	91,185
ASCENSION ST VINCENT'S - RIVERSIDE	1	71,791	10,121	12%	81,913
JACKSON MEMORIAL HOSPITAL CLINICAL LAB	79	64,148	11,588	15%	75,815
SOUTH MIAMI HOSPITAL LAB	445	65,950	9,416	12%	75,811
LAKELAND REGIONAL MEDICAL CENTER	129	66,795	8,725	12%	75,649
UF HEALTH SHANDS HOSPITAL	491	61,941	4,526	7%	66,958
AMERICAN HEALTH ASSOCIATES	9	60,810	5,205	8%	66,024

COVID-19: testing by laboratory

Data through Mar 22, 2021 verified as of Mar 23, 2021 at 09:25 AM

Data in this report are provisional and subject to change.

The numbers in the table below represent the number of Florida and non-Florida residents for whom test results were received by the Department of Health. A person can be tested by more than one laboratory and can have both positive and negative results. **Therefore, the sum of the numbers in each column will be larger than the total number of people tested.**

Reporting lab	Inconclusive	Negative	Positive	Percent positive	Total
INGENIOUS PERSONALIZED MEDICINE	210	54,178	10,943	17%	65,331
AIT LABORATORIES		53,213	6,502	11%	59,715
APPLIED INGENUITY DIAGNOSTICS LLC		53,754	2,464	4%	56,218
BAPTIST HEALTH - JACKSONVILLE	4	49,876	3,988	7%	53,868
ARUP LABORATORIES	16	50,089	2,925	6%	53,030
GENESIS REFERENCE LABORATORIES		47,131	5,173	10%	52,304
TALLAHASSEE MEMORIAL HOSPITAL	240	44,524	5,511	11%	50,275
MINUTECLINIC LLC		42,898	7,219	14%	50,117
SARASOTA MEMORIAL HOSPITAL MAIN LAB	12	43,846	3,767	8%	47,625
ADVENTIST HEALTH SYSTEMS SUNBELT INC DBA		41,926	5,031	11%	46,957
BROWARD GENERAL MEDICAL CENTER-CLINICAL LAB	2	41,604	4,549	10%	46,155
VIRACOR EUROFINS		35,801	9,842	22%	45,643
NICKLAUS CHILDREN'S HOSPITAL	70	39,474	5,226	12%	44,770
FLORIDA HOSPITAL - TAMPA	37	40,755	3,352	8%	44,144
MILLENNIUM PHYSICIAN GROUP	17	35,279	6,811	16%	42,107
DWIC OF TAMPA BAY INC		36,435	4,551	11%	40,986
LEE HEALTH - CAPE CORAL HOSPITAL	3	34,833	5,665	14%	40,501
UNIVERSITY OF MIAMI HOSPITAL	140	36,379	3,704	9%	40,223
UF HEALTH JACKSONVILLE	53	34,578	4,023	10%	38,654
MEDFAST URGENT CARE CENTERS, LLC	20	33,457	5,024	13%	38,501
ECCO LAB GROUP CO	523	32,144	4,649	12%	37,316
ORANGE COUNTY CONVENTION CENTER		33,330	3,703	10%	37,033
MIAMI DADE COUNTY☐		32,091	3,527	10%	35,618
WALGREENS	35	29,671	5,478	16%	35,184
NORTH FLORIDA REGIONAL MEDICAL CENTER		29,801	3,477	10%	33,278
MOUNT SINAI MEDICAL CENTER	10	29,923	3,202	10%	33,135
INTEGRATED REGIONAL LABORATORIES LLP	10	28,577	4,161	13%	32,748
ST JOSEPHS HOSPITAL LABORATORY	23	28,493	3,630	11%	32,146
BRANDON REGIONAL HOSPITAL		28,382	3,681	11%	32,063
JUPITER MEDICAL CENTER LAB	82	28,480	2,774	9%	31,336
STS LAB 2 LLC	6	29,533	1,548	5%	31,087
GENESIS MEDICAL LABORATORY	409	24,811	4,526	15%	29,746
NIGHT LITE PEDIATRIC CENTER LLC		26,410	2,854	10%	29,264
JFK MEDICAL CENTER LAB	1	25,719	3,302	11%	29,022
PALMETTO GENERAL HOSPITAL LAB	3	23,814	4,727	17%	28,544
WATSON CLINIC LLP		22,763	5,233	19%	27,996
HOLY CROSS HOSPITAL CLINICAL LAB	1	25,309	2,387	9%	27,697
MALABAR MEDICAL WALK IN CLINIC	1	21,918	4,510	17%	26,429
AVENTUS BIO LABS	16	22,738	3,273	13%	26,027
HEALTHLINK DIAGNOSTIC LABORATORIES	293	23,271	2,387	9%	25,951
INFINITY BIOLOGIX LLC (GINKO BIOWORKS)	96	24,183	1,121	4%	25,400
AMELIA EARHART		21,667	3,314	13%	24,981
ACCESS DX LABORATORY	224	22,543	2,093	8%	24,860
MORTON PLANT HOSPITAL-ADLER INSTITUTE	26	21,143	2,550	11%	23,719

COVID-19: testing by laboratory

Data through Mar 22, 2021 verified as of Mar 23, 2021 at 09:25 AM

Data in this report are provisional and subject to change.

The numbers in the table below represent the number of Florida and non-Florida residents for whom test results were received by the Department of Health. A person can be tested by more than one laboratory and can have both positive and negative results. **Therefore, the sum of the numbers in each column will be larger than the total number of people tested.**

Reporting lab	Inconclusive	Negative	Positive	Percent positive	Total
PANCARE OF FLORIDA INC		20,629	2,497	11%	23,126
LAB DIAGNOSTICS LLC	393	16,965	5,337	24%	22,695
STATLAB_MOBILE	1	20,360	2,055	9%	22,416
DRS CLACK SPENCER WHITE & MCCORMACK PA D/B/A		20,367	2,040	9%	22,407
CLEVELAND CLINIC HOSPITAL LAB	4	19,850	2,375	11%	22,229
SAINT MARY'S MEDICAL CENTER	24	19,870	2,262	10%	22,156
NAPLES COMMUNITY HOSPITAL	72	19,670	2,034	9%	21,776
CLEVELAND CLINIC TRADITION HOSPITAL		20,220	1,506	7%	21,726
UNITED CLINICAL LABORATORY LLC	3	19,084	2,507	12%	21,594
PATIENTS FIRST LAKE ELLA MEDICAL CENTER PA		17,699	3,268	16%	20,967
ADVENT HEALTH - DAYTONA BEACH	32	18,890	1,705	8%	20,627
EXACT SCIENCES LABORATORIES		18,177	2,307	11%	20,484
BAYFRONT HEALTH - ST PETERSBURG	17	17,730	2,457	12%	20,204
OSCEOLA REGIONAL MEDICAL CENTER	1	16,928	2,350	12%	19,279
LEESBURG REGIONAL MEDICAL CENTER		16,520	2,260	12%	18,780
HOMESTEAD HOSPITAL CLINICAL LABORATORY	27	15,218	3,240	18%	18,485
MEMORIAL HOSPITAL JACKSONVILLE	8	15,238	2,767	15%	18,013
CLARITY LAB SOLUTIONS	94	15,912	1,932	11%	17,938
NORTHWEST MEDICAL CENTER	1	15,491	2,149	12%	17,641
HEALTH CENTER AT SINAI RESIDENCES		16,930	506	3%	17,436
BIOCERNA LABS	461	14,582	2,112	12%	17,155
ORANGE PARK MEDICAL CENTER	9	14,473	2,663	16%	17,145
INDIAN RIVER PATHOLOGY LLC		15,739	1,275	7%	17,014
BETHESDA HOSPITAL EAST		15,182	1,524	9%	16,706
OAK HILL HOSPITAL		14,782	1,831	11%	16,613
ACCESS MEDICAL LABORATORIES	4	8,542	8,033	48%	16,579
DELRAY MEDICAL CENTER LAB	3	14,824	1,678	10%	16,505
VISTA CLINICAL DIAGNOSTICS	487	14,079	1,797	11%	16,363
WELLINGTON REGIONAL MED CTR LAB	6	14,468	1,797	11%	16,271
LAWNWOOD REGIONAL MEDICAL CENTER	1	13,969	2,226	14%	16,196
MEMORIAL REGIONAL HOSPITAL CLINICAL LABORATORY	10	14,967	1,014	6%	15,991
WEST KENDALL BAPTIST HOSPITAL	13	12,988	2,970	19%	15,971
FULGENT DIAGNOSTICS	171	14,806	985	6%	15,962
MIAMI BEACH CONVENTION CENTER		14,927	914	6%	15,841
BAPTIST HEALTH - SOUTH		14,380	1,215	8%	15,595
THE HEALTHCARE DISTRICT OF PALM BEACH COUNTY	50	13,502	1,952	13%	15,504
LARGO MEDICAL CENTER		13,633	1,647	11%	15,280
WINTER HAVEN HOSPITAL CLINICAL LABORATORY	4	12,898	2,299	15%	15,201
ADVENTHEALTH CENTRA CARE LAKE BUENA VISTA		13,441	1,744	11%	15,185
BAPTIST HEALTHCARE - BAPTIST HOSPITAL	5	11,941	3,186	21%	15,132
LEE HEALTH - LEE MEMORIAL HOSPITAL		11,312	3,621	24%	14,933
UHEALTH CORAL GABLES/LENNAR MED CTR	41	13,923	943	6%	14,907
PRIVA PATH LABS	77	13,850	951	6%	14,878
MOLECULAR INFECTIOUS DISEASES	506	13,618	489	3%	14,613
NONA SCIENTIFIC	5	11,436	3,133	21%	14,574

COVID-19: testing by laboratory

Data through Mar 22, 2021 verified as of Mar 23, 2021 at 09:25 AM

Data in this report are provisional and subject to change.

The numbers in the table below represent the number of Florida and non-Florida residents for whom test results were received by the Department of Health. A person can be tested by more than one laboratory and can have both positive and negative results. **Therefore, the sum of the numbers in each column will be larger than the total number of people tested.**

Reporting lab	Inconclusive	Negative	Positive	Percent positive	Total
WEST FLORIDA HOSPITAL LAB	1	11,507	3,033	21%	14,541
INDIAN RIVER MEDICAL CENTER LAB		13,669	852	6%	14,521
MEDRITE MEDICAL CARE, PC	6,839	6,994	654	5%	14,487
CARDIOPATH	84	12,537	1,853	13%	14,474
MEDICAL CENTER OF TRINITY CLINICAL LABORATORY	2	12,949	1,469	10%	14,420
PALMS WEST HOSPITAL LAB	2	12,399	1,962	14%	14,363
NEMOURS CHILDRENS HOSPITAL	1	13,549	810	6%	14,360
WESTSIDE REGIONAL MED CTR	2	11,904	2,042	15%	13,948
GOOD SAMARITAN MEDICAL CENTER LAB	2	12,124	1,782	13%	13,908
MERCY HOSPITAL A CAMPUS OF PLANTATION GEN HOSP LAB	1	11,662	2,092	15%	13,755
REGIONAL MEDCIAL CENTER BAYONET POINT	2	12,400	1,057	8%	13,459
THE VILLAGES REGIONAL HOSPITAL		11,958	1,365	10%	13,323
LABS ASAP LLC		12,065	1,256	9%	13,321
SYNERGY DIAGNOSTIC LABORATORY	97	11,669	1,546	12%	13,312
GULF COAST MEDICAL CENTER MICROLAB		10,461	2,814	21%	13,275
NATIONWIDE LABORATORY SERVICES INC	429	10,877	1,518	12%	12,824
ST ANTHONY'S HOSPITAL LAB	30	11,194	1,548	12%	12,772
AVENTURA HOSPITAL LAB		10,356	2,391	19%	12,747
CORAL GABLES HOSPITAL CLINICAL LABORATORY		10,742	1,938	15%	12,680
CAPITAL REGIONAL MEDICAL CTR		10,159	2,384	19%	12,543
BLAKE MEDICAL CENTER		10,921	1,504	12%	12,425
BAPTIST HEALTH SOUTH FLORIDA - WEST KENDALL URGENT CARE		10,388	2,013	16%	12,401
HALIFAX MEDICAL CENTER LAB	37	10,551	1,806	15%	12,394
WEST BOCA MEDICAL CENTER LAB		11,455	912	7%	12,367
MANATEE MEMORIAL HOSPITAL		11,128	1,038	9%	12,166
LAKE CITY HM		11,147	988	8%	12,135
LEE HEALTH - HEALTH PARK MEDICAL CENTER		10,179	1,910	16%	12,089
GENOVA DIAGNOSTICS LABORATORY	65	10,920	1,068	9%	12,053
BINAXNOW	9	9,174	2,867	24%	12,050
PRECISION HEALTH RESOURCES LLC		11,227	756	6%	11,983
ST JOSEPHS HOSPITAL	18	10,287	1,656	14%	11,961
PWN HEALTH	17	9,846	2,074	17%	11,937
FLORIDA HOSPITAL WATERMAN LABORATORY	70	10,997	862	7%	11,929
FLORIDA LABORATORY ANALYSIS		10,433	1,486	12%	11,919
PALM BEACH GARDENS MEDICAL CTR LAB		10,714	1,161	10%	11,875
ST MARKS HOSPITAL LABORATORY B	78	10,627	1,002	9%	11,707
PATHNOSTICS	41	9,258	2,392	20%	11,691
LARKIN COMMUNITY HOSPITAL	10	10,013	1,507	13%	11,530
COAST DIAGNOSTICS LLC	45	10,182	1,240	11%	11,467
FLORIDA HOSPITAL HEARTLAND MED CTR CLINICAL LAB	33	9,917	1,441	13%	11,391
LAKE CITY MEDICAL CENTER		9,074	2,211	20%	11,285
PLANTATION GENERAL HOSPITAL		9,492	1,716	15%	11,208
MEASE COUNTRYSIDE LAB	14	9,862	1,229	11%	11,105
VIKOR SCIENTIFIC	49	9,202	1,814	16%	11,065
EXPRESS GENE MOLECULAR DIAGNOSTICS LABORATORY		9,360	1,468	14%	10,828
FLORIDA MEDICAL CENTER - A CAMPUS OF NORTH SHORE	2	9,510	1,304	12%	10,816
PHYSICIANS REGIONAL MEDICAL CENTER - PINE RIDGE RD	1	9,663	1,146	11%	10,810

COVID-19: testing by laboratory

Data through Mar 22, 2021 verified as of Mar 23, 2021 at 09:25 AM

Data in this report are provisional and subject to change.

The numbers in the table below represent the number of Florida and non-Florida residents for whom test results were received by the Department of Health. A person can be tested by more than one laboratory and can have both positive and negative results. **Therefore, the sum of the numbers in each column will be larger than the total number of people tested.**

Reporting lab	Inconclusive	Negative	Positive	Percent positive	Total
ADVENT HEALTH - WESLEY CHAPEL	14	9,726	1,006	9%	10,746
AMERICAN FAMILY CARE	1	6,196	4,414	42%	10,611
CENTRAL FLORIDA REGIONAL HOSPITAL		9,501	1,103	10%	10,604
DOCTORS HOSPITAL	7	8,896	1,698	16%	10,601
LARKIN COMMUNITY HOSPITAL INC DBA CARDIOTROPIC		6,819	3,620	35%	10,439
CernerELR_Advent		9,101	1,333	13%	10,434
NORTHSIDE HOSPITAL AND HEART INSTITUTE		9,381	1,039	10%	10,420
LEON MEDICAL CENTERS LLC		8,199	2,147	21%	10,346
ADVENTHEALTH CENTRA CARE WATERFORD LAKES		8,668	1,661	16%	10,329
SARKIS CLINICAL TRIALS	25	9,018	1,278	12%	10,321
NCF DIAGNOSTICS & DNA TECHNOLOGIES LAB	164	9,544	515	5%	10,223
CORAL SPRINGS MED CTR		9,223	994	10%	10,217
JOHNS HOPKINS ALL CHILDREN'S HOSPITAL		9,465	656	6%	10,121
FLORIDA HOSPITAL DELAND	10	8,859	1,230	12%	10,099
LABSTAT LLC	12	9,529	450	5%	9,991
SRQ DRIVE THROUGH☐		8,944	905	9%	9,849
AVECINA MEDICAL	4	6,203	3,577	37%	9,784
BAPTIST HEALTH SOUTH FLORIDA - COUNTRY WALK URGENT CARE		8,051	1,686	17%	9,737
AVECINA	20	9,006	704	7%	9,730
P4 CLINICAL, LLC	204	8,564	959	10%	9,727
HEALTHQUEST ESOTERICS		8,196	1,466	15%	9,662
WEST PALM HOSPITAL LAB		8,882	757	8%	9,639
PALM BEACH BALL PARK		8,607	1,024	11%	9,631
BOSTON HEART DIAGNOSTICS CORP		8,334	1,201	13%	9,535
ADVENTHEALTH CENTRA CARE ST CLOUD	1	8,210	1,298	14%	9,509
OCALA REGIONAL MEDICAL CENTER		8,126	1,206	13%	9,332
MEDARBOR DIAGNOSTICS	1	8,201	1,128	12%	9,330
BROWARD HEALTH NORTH CLINICAL LABORATORY		8,218	1,042	11%	9,260
SYNERGY LABORATORIES	32	8,069	1,130	12%	9,231
NORTH SHORE MEDICAL CENTER		7,631	1,549	17%	9,180
FLORIDA HOSPITAL FLAGLER	29	8,248	845	9%	9,122
FLORIDA HOSPITAL ZEPHYRHILLS	10	8,022	996	11%	9,028
LEE HEALTH - GULF COAST MEDICAL CENTER	2	7,241	1,741	19%	8,984
CERNERELR_BAYCARE	43	8,320	616	7%	8,979
INFORM DIAGNOSTICS, INC		8,462	506	6%	8,968
FLORIDA HOSPITAL OF CARROLLWOOD	23	7,651	1,233	14%	8,907
H LEE MOFFITT CANCER CENTER LABORATORY	2	8,628	239	3%	8,869
SANTA ROSA MEDICAL CENTER	2	7,201	1,454	17%	8,657
BAPTIST HEALTH - BEACHES		7,898	651	8%	8,549
GENE BY GENE, GENOMICS RESEARCH CENTER LAB	44	7,904	548	6%	8,496
CLEVELAND CLINIC MARTIN SOUTH HOSPITAL	1	7,515	914	11%	8,430
SOUTH BAY HOSPITAL CLINICAL LAB	1	7,518	892	11%	8,411
BAPTIST HEALTH SOUTH FLORIDA - MIAMI LAKES URGENT CARE		6,593	1,780	21%	8,373
AVECINA MEDICAL OAKLEAF	3	6,977	1,330	16%	8,310
ANNE BATES LEACH EYE HOSPITAL/ ABLEH MICROBIOLOGY LABORATORY	9	8,130	115	1%	8,254
MEMORIAL HOSPITAL WEST LABORATORY SERVICES	14	7,491	747	9%	8,252
BAYCARE COMMUNITY HEALTH		8,055	195	2%	8,250

COVID-19: testing by laboratory

Data through Mar 22, 2021 verified as of Mar 23, 2021 at 09:25 AM

Data in this report are provisional and subject to change.

The numbers in the table below represent the number of Florida and non-Florida residents for whom test results were received by the Department of Health. A person can be tested by more than one laboratory and can have both positive and negative results. **Therefore, the sum of the numbers in each column will be larger than the total number of people tested.**

Reporting lab	Inconclusive	Negative	Positive	Percent positive	Total
POINCIANA MEDICAL CENTER		6,463	1,756	21%	8,219
CERNERELR_BAPTISTMIAMI	31	7,313	862	11%	8,206
ADVENTHEALTH CENTRA CARE CLERMONT		7,035	1,103	14%	8,138
ADVENTHEALTH CENTRA CARE UNIVERSITY	1	7,180	908	11%	8,089
CLEVELAND CLINIC MARTIN NORTH HOSPITAL		7,161	904	11%	8,065
MEMORIAL HOSPITAL MICRO		7,499	529	7%	8,028
ISPM LABS, LLC DBA CAPSTONE DIAGNOSTICS, LLC		7,551	393	5%	7,944
WEST MARION COMMUINITY HOSPITAL LAB		6,594	1,312	17%	7,906
ADVENTHEALTH CENTRA CARE WINTER PARK		7,057	792	10%	7,849
ADVENTHEALTH CENTRA CARE WINTER GARDEN	1	6,975	869	11%	7,845
ST LUCIE MEDICAL CENTER		6,344	1,484	19%	7,828
KD MEDICAL CHOICE LLC	5	7,005	728	9%	7,738
INDIAN RIVER MEDICAL CENTER		6,727	938	12%	7,665
NCH DOWNTOWN NAPLES HOSPITAL	15	6,985	655	9%	7,655
LAKEWOOD RANCH MEDICAL CENTER		7,027	594	8%	7,621
NCH NORTH NAPLES HOSPITAL LAB	15	6,733	830	11%	7,578
FLORIDA HOSPITAL FISH MEMORIAL	19	6,433	1,122	15%	7,574
MORTON PLANT-MEASE	5	6,816	715	9%	7,536
ARCPOINT LABS OF FORT MYERS	4	6,604	908	12%	7,516
ADVENTHEALTH CENTRA CARE LAKELAND	1	6,525	969	13%	7,495
FLORIDA HOSPITAL OCALA		6,541	947	13%	7,488
ATLANTIS URGENT CARE	12	5,612	1,640	23%	7,264
BAPTIST HEALTH SOUTH FLORIDA - WESTCHESTER URGENT CARE		5,971	1,292	18%	7,263
ADVENTHEALTH CENTRA CARE LEE ROAD		6,478	743	10%	7,221
ADVENTHEALTH CENTRA CARE DR PHILLIPS		6,461	674	9%	7,135
HIALEAH HOSPITAL	4	5,487	1,546	22%	7,037
NCH NORTH NAPLES HOSPITAL	8	6,254	708	10%	6,970
ADVENTHEALTH CENTRA CARE HUNTERS CREEK	3	6,042	921	13%	6,966
BAYFRONT HEALTH - PORT CHARLOTTE		6,381	534	8%	6,915
BAPTIST HEALTH SOUTH FLORIDA - DORAL URGENT CARE		5,558	1,351	20%	6,909
ADVENTHEALTH CENTRA CARE SANFORD		6,041	796	12%	6,837
AVERO DIAGNOSTICS - IRVING	11	6,355	471	7%	6,837
LUMINUS DIAGNOSTICS		6,275	556	8%	6,831
OVIEDO MEDICAL CENTER		6,099	702	10%	6,801
BAPTIST HEALTH - NASSAU		6,381	356	5%	6,737
HOLIDAY CVS LLC		6,394	340	5%	6,734
MEDEXPRESS URGENT CARE	2	4,601	2,104	31%	6,707
ADVENTHEALTH CENTRA CARE LAKE MARY	2	5,835	865	13%	6,702
QDX PATHOLOGY SERVICES	2	6,256	394	6%	6,652
ADVENTHEALTH CENTRA CARE MOUNT DORA		5,613	1,032	16%	6,645
COMMUNITY HEALTH CENTERS OF PINELLAS INC		5,243	1,384	21%	6,627
ADVENTHEALTH CENTRA CARE APOPKA	1	5,684	920	14%	6,605
VISTA CLINICAL	8	3,877	2,712	41%	6,597
IMPERIAL POINT MEDICAL CENTER		6,004	564	9%	6,568
UNKNOWN	3	3,413	3,130	48%	6,546
MEDEXPRESS URGENT CARE OF BOYNTON BEACH LLC		6,029	506	8%	6,535
ADVENTHEALTH CENTRA CARE KISSIMMEE		5,881	646	10%	6,527

COVID-19: testing by laboratory

Data through Mar 22, 2021 verified as of Mar 23, 2021 at 09:25 AM

Data in this report are provisional and subject to change.

The numbers in the table below represent the number of Florida and non-Florida residents for whom test results were received by the Department of Health. A person can be tested by more than one laboratory and can have both positive and negative results. **Therefore, the sum of the numbers in each column will be larger than the total number of people tested.**

Reporting lab	Inconclusive	Negative	Positive	Percent positive	Total
ADVENTIST HEALTH SYSTEMS, SUNBELT INC		5,588	806	13%	6,394
ST PETERSBURG GENERAL HOSPITAL		5,429	960	15%	6,389
ST JOSEPHS NORTH HOSPITAL LAB	7	5,459	908	14%	6,374
SOLARIS DIAGNOSTICS	10	5,786	578	9%	6,374
EMERALD COAST URGENT CARE		4,891	1,463	23%	6,354
SUNCOAST PATHOLOGY ASSOCIATES		5,722	543	9%	6,265
FORT WALTON BEACH MEDICAL CENTER		5,316	897	14%	6,213
EMPIRE CITY LABORATORIES INC	74	5,246	850	14%	6,170
CLINICAL REFERENCE LABORATORY	2	5,848	306	5%	6,156
ADVENTHEALTH CENTRA CARE ALTAMONTE		5,354	756	12%	6,110
EGLIN AIR FORCE BASE	13	4,470	1,621	27%	6,104
DYNIX DIAGNOSTIX		5,511	553	9%	6,064
MEDEXPRESS URGENT CARE HUDSON		5,239	817	13%	6,056
LEE DAVIS COMMUNITY RESOURCE CENTER		5,226	773	13%	5,999
LEE HEALTH CONVENIENT CARE - PAGE FIELD		5,303	685	11%	5,988
FLORIDA HOSPITAL NORTH PINELLAS	11	5,461	484	8%	5,956
BAYFRONT HEALTH - VENICE REGIONAL MEDICAL	1	5,374	537	9%	5,912
ACUTIS DIAGNOSTICS	25	4,803	1,042	18%	5,870
BAPTIST HEALTH SOUTH FLORIDA - PEMBROKE PINES URGENT CARE		4,872	979	17%	5,851
NORTHWEST FLORIDA COMMUNITY HOSPITAL	44	4,378	1,427	24%	5,849
PARAMOUNT URGENT CARE	2	2,948	2,894	50%	5,844
MICROGEN DX	4	5,079	703	12%	5,786
ADVENTHEALTH CENTRA CARE AZALEA PARK		4,963	811	14%	5,774
FAU		5,375	398	7%	5,773
AHCC WESLEY CHAPEL		5,131	618	11%	5,749
URGENT CARE OF THE PALM BEACHES		4,825	910	16%	5,735
ADVENTHEALTH CENTRA CARE OVIEDO		4,838	804	14%	5,642
ADVENTHEALTH EXPRESS CARE		4,627	1,006	18%	5,633
ANGEL KIDS PEDIATRICS		5,314	312	6%	5,626
SOUTH FLORIDA BAPTIST HOSPITAL MICRO	4	4,655	926	17%	5,585
PRO CLINIC		4,460	1,073	19%	5,533
PUTNAM COMMUNITY MEDICAL CENTER		4,835	693	13%	5,528
DOCTORS URGENT CARE LLC	1	4,501	1,021	18%	5,523
SUNRISE MEDICAL LABORATORIES	2	5,130	383	7%	5,515
ADVENT HEALTH - HEART OF FLORIDA ER	1	4,714	732	13%	5,447
TROPICANA FIELD - LOT 2	19	4,936	491	9%	5,446
MINUTECLINIC		4,663	761	14%	5,424
COASTAL MED URGENT CARE		3,902	1,500	28%	5,402
MINUTECLINIC LLC #3703		4,389	948	18%	5,337
MEDICAL DNA LABS LLC	3	4,833	466	9%	5,302
ADVENTHEALTH CENTRA CARE LONGWOOD		4,658	639	12%	5,297
MARTIN HOSPITAL SOUTH LAB		4,966	290	6%	5,256
BAPTIST HEALTH SOUTH FLORIDA - CORAL SPRINGS URGENT CARE		4,471	735	14%	5,206
ADVENTHEALTH CENTRA CARE SOUTH ORANGE		4,478	724	14%	5,202
HEALTH FIRST ADVENTHEALTH CENTRA CARE - TITUSVILLE		4,409	782	15%	5,191
ADVENTHEALTH CENTRA CARE ORANGE LAKE		4,597	593	11%	5,190
ESCAMBIA COMMUNITY CLINICS INC	8	3,912	1,266	24%	5,186

COVID-19: testing by laboratory

Data through Mar 22, 2021 verified as of Mar 23, 2021 at 09:25 AM

Data in this report are provisional and subject to change.

The numbers in the table below represent the number of Florida and non-Florida residents for whom test results were received by the Department of Health. A person can be tested by more than one laboratory and can have both positive and negative results. **Therefore, the sum of the numbers in each column will be larger than the total number of people tested.**

Reporting lab	Inconclusive	Negative	Positive	Percent positive	Total
UNIVERSITY HOSPITAL AND MEDICAL CENTER		3,953	1,229	24%	5,182
FLORIDA FAMILY LABORATORY, INC DBA	41	4,712	423	8%	5,176
FLORIDA COMMUNITY HEALTH CENTER		4,065	1,069	21%	5,134
URGENT CARE CURE	2	4,402	718	14%	5,122
LABORATORY OF FLORIDA LLC	41	4,666	411	8%	5,118
TRINITY SPRINGS		4,372	729	14%	5,101
ADVENTHEALTH CENTRA CARE PORT ORANGE		4,298	799	16%	5,097
BAPTIST HEALTH - NORTH		4,017	1,080	21%	5,097
DOCTORS URGENT CARE OF LUTZ LLC	1	4,101	984	19%	5,086
MEDEXPRESS URGENT CARE - ROYAL PALM BEACH		4,515	531	11%	5,046
PALMS OF PASADENA HOSPITAL		4,499	538	11%	5,037
MEDEXPRESS URGENT CARE - ESTERO		4,499	510	10%	5,009
ADVENTHEALTH CENTRA CARE SAND LAKE		4,477	521	10%	4,998
MINUTECLINIC LLC #1067		4,285	649	13%	4,934
THE CENTER FOR URGENT CARE	3	4,124	802	16%	4,929
MEDCOMP SCIENCES LLC	111	2,880	1,933	39%	4,924
MEDEXPRESS URGENT CARE - GOLDEN GATE		4,362	561	11%	4,923
ADVENTHEALTH CENTRA CARE LEESBURG		4,021	893	18%	4,914
MINUTECLINIC LLC		4,224	688	14%	4,912
BAPTIST HEALTH SOUTH FLORIDA - KENDALE LAKES URGENT CARE		3,959	949	19%	4,908
BAPTIST HEALTH SOUTH FLORIDA - TAMIAMI TRAIL URGENT CARE		3,961	946	19%	4,907
WESTCHESTER HOSPITAL	23	3,971	903	18%	4,897
HEALTH FIRST ADVENTHEALTH CENTRA CARE GATEWAY	1	4,388	491	10%	4,880
DOCTORS HOSPITAL OF SARASOTA CLINICAL LABORATORY		4,252	616	13%	4,868
MEDEXPRESS URGENT CARE PALM BEACH GARDENS		4,404	424	9%	4,828
PEDIATRIC HEALTH CARE ALLIANCE PA		4,416	400	8%	4,816
TALLAHASSEE PRIMARY CARE ASSOCIATES		4,231	583	12%	4,814
RAULERSON HOSPITAL		3,955	800	17%	4,755
MINUTECLINIC LLC #8396		4,060	694	15%	4,754
BAPTIST HEALTH SOUTH FLORIDA - CORAL GABLES (UNIVERSITY) URGENT CARE		4,051	642	14%	4,693
BAPTIST HEALTH SOUTH FLORIDA - PINECREST URGENT CARE		3,995	646	14%	4,641
SPORTS DRUG TESTING LABORATORY	75	4,396	133	3%	4,604
NIGHT LITE PEDIATRICS	4	3,343	1,254	27%	4,601
PREMIER MEDICAL	2	4,492	94	2%	4,588
BAPTIST HEALTH SOUTH FLORIDA - CORAL GABLES URGENT CARE		3,809	777	17%	4,586
PARAMOUNT URGENT CARE - WINDERMERE	2	2,987	1,543	34%	4,532
MEASE DUNEDIN HOSPITAL	5	4,058	467	10%	4,530
MOFFITT CANCER CENTER	6	4,398	97	2%	4,501
MEDEXPRESS URGENT CARE - LAKELAND		3,930	531	12%	4,461
BAPTIST HEALTH SOUTH FLORIDA - PALMETTO BAY URGENT CARE		3,740	712	16%	4,452
BAYFRONT HEALTH - SEVEN RIVERS		4,058	385	9%	4,443
HOLMES REG MED CENTER CLINICAL LAB		3,886	553	12%	4,439
BETHESDA HOSPITAL WEST		3,953	447	10%	4,400
ASCENSION SACRED HEART - EMERALD COAST		3,661	730	17%	4,391
ALTRU DIAGNOSTICS INC	2	4,154	165	4%	4,321
WELLINGTON REGIONAL MEDICAL CENTER		3,940	349	8%	4,289
VENTURE MEDICAL OF FLORIDA LLC		3,940	322	8%	4,262

COVID-19: testing by laboratory

Data through Mar 22, 2021 verified as of Mar 23, 2021 at 09:25 AM

Data in this report are provisional and subject to change.

The numbers in the table below represent the number of Florida and non-Florida residents for whom test results were received by the Department of Health. A person can be tested by more than one laboratory and can have both positive and negative results. **Therefore, the sum of the numbers in each column will be larger than the total number of people tested.**

Reporting lab	Inconclusive	Negative	Positive	Percent positive	Total
PALMS MEDICAL GROUP	5	2,966	1,288	30%	4,259
MINUTECLINIC LLC # 0709		3,589	628	15%	4,217
BAYFRONT HEALTH - BROOKSVILLE		3,727	476	11%	4,203
PREMIER URGENT CARE OF BREVARD LLC	4	3,677	517	12%	4,198
ADVENTHEALTH PROMPT CARE	2	3,026	1,145	27%	4,173
TWIN CITIES HOSPITAL	1	3,658	510	12%	4,169
GENESIS DIAGNOSTICS		3,908	244	6%	4,152
MEMORIAL HOSPITAL- MIRAMAR	12	3,816	315	8%	4,143
BAYA PHARMACY & URGENT CARE		3,046	1,092	26%	4,138
US BIOTEK LABORATORIES	15	3,743	368	9%	4,126
ADVENTHEALTH CENTRA CARE COLONIAL TOWN	2	3,681	427	10%	4,110
AMELIA URGENT CARE		2,477	1,605	39%	4,082
NIGHT LITE PEDIATRICS URGENT CARE	1	3,417	638	16%	4,056
DESOTO MEMORIAL HOSPITAL	3	3,313	721	18%	4,037
DOCTORS TEST CENTERS		3,562	458	11%	4,020
BAYFRONT HEALTH - PUNTA GORDA		3,705	295	7%	4,000
ENGLEWOOD COMMUNITY HOSPITAL		3,632	353	9%	3,985
MINUTE CLINIC LLC		3,476	509	13%	3,985
ACCU REFERENCE MEDICAL LAB	9	3,168	784	20%	3,961
ADVENTHEALTH CENTRA CARE		3,520	433	11%	3,953
BAYFRONT HEALTH - SPRING HILL		3,504	323	8%	3,827
LAKESIDE MEDICAL CENTER		3,027	800	21%	3,827
ADVENTIST HEALTH SYSTEMS SUNBELT IN DBA		3,349	422	11%	3,771
MEDEXPRESS URGENT CARE CAPE CORAL		3,229	519	14%	3,748
BAPTIST HEALTH SOUTH FLORIDA - DAVIE URGENT CARE		3,050	651	18%	3,701
QUICK CARE MED PL	2	3,044	654	18%	3,700
PHARMCO RX	2	3,386	244	7%	3,632
SIPARADIGM LLC	54	3,314	247	7%	3,615
CLARITY LAB SOLUTIONS LLC		3,608	4	0%	3,612
MC DIAGNOSTIC OF CONNECTICUT, PC #2220		3,106	499	14%	3,605
MINUTECLINIC LLC #3631		3,057	541	15%	3,598
MINUTECLINIC LLC #3463		2,987	562	16%	3,549
MINUTECLINIC LLC 5852		3,021	510	14%	3,531
BAPTIST HEALTH SOUTH FLORIDA - WESTON URGENT CARE		3,092	436	12%	3,528
PROHEALTH	3	1,935	1,572	45%	3,510
HIGHLANDS REGIONAL MEDICAL CENTER		2,696	746	22%	3,442
BARTOW REGIONAL MEDICAL CENTER	1	2,894	541	16%	3,436
HEALTH FIRST ADVENTHEALTH CENTRA CARE COCOA		3,092	335	10%	3,427
MINUTECLINIC LLC #5249		2,759	659	19%	3,418
MINUTECLINIC LLC #5253		2,830	573	17%	3,403
MIDWAY SPECIALTY CARE CENTER DIAGNOSTICS	38	3,124	238	7%	3,400
MEDEXPRESS URGENT CARE LEHIGH ACRES		2,946	446	13%	3,392
IMMOKALEE CHD		3,155	234	7%	3,389
VERILY LIFE SCIENCES	1	3,329	45	1%	3,375
PRECISION HEALTH SOLUTIONS		3,158	172	5%	3,330
BAPTIST HEALTH URGENT CARE AT SAWGRASS		2,754	550	17%	3,304
BRASHEAR'S VITAL CARE CORP		2,608	688	21%	3,296

COVID-19: testing by laboratory

Data through Mar 22, 2021 verified as of Mar 23, 2021 at 09:25 AM

Data in this report are provisional and subject to change.

The numbers in the table below represent the number of Florida and non-Florida residents for whom test results were received by the Department of Health. A person can be tested by more than one laboratory and can have both positive and negative results. **Therefore, the sum of the numbers in each column will be larger than the total number of people tested.**

Reporting lab	Inconclusive	Negative	Positive	Percent positive	Total
BAPTIST HEALTH SOUTH FLORIDA - BRICKELL URGENT CARE		2,721	559	17%	3,280
MINUTECLINIC LLC #5190		2,694	564	17%	3,258
HEALTH FIRST ADVENTHEALTH CENTRA CARE MALABAR		2,926	312	10%	3,238
CARENOW URGENT CARE		2,004	1,232	38%	3,236
ADVENTHEALTH CENTRA CARE KIDS LAKE MARY		2,969	235	7%	3,204
MEDEXPRESS URGENT CARE - DELAND		2,856	341	11%	3,197
SELECT LABORATORIES - MARION COUNTY, FL LLC	5	2,858	306	10%	3,169
MINUTECLINIC LLC #5854		2,654	512	16%	3,166
HOLIDAY CVS LLC DBA CVS PHARMACY #5154		3,050	84	3%	3,134
ADVENT HEALTH CENTRA CARE -WINTER PARK KIDS URGENT CARE	4	2,843	262	8%	3,109
ADVENT HEALTH - NEW SMYRNA		2,514	591	19%	3,105
WALGREEN CO	2	2,752	345	11%	3,099
PRIMEHEALTH URGENT CARE INC		2,636	445	14%	3,081
PARAMOUNT URGENT CARE INC		1,098	1,925	64%	3,023
MINUTECLINIC LLC #4415		2,533	470	16%	3,003
MEDONE PLLC		2,276	725	24%	3,001
ADVENTHEALTH CENTRA CARE WINTER HAVEN	1	2,196	803	27%	3,000
MEMORIAL HOSPITAL PEMBROKE	3	2,649	345	12%	2,997
LOWER KEYS MEDICAL CENTER		2,704	283	9%	2,987
BMCT Molecular Diagnostics Subsection		2,458	503	17%	2,961
MEDEXPRESS URGENT CARE - VERO BEACH		2,570	386	13%	2,956
MINUTECLINIC LLC #3662		2,519	436	15%	2,955
VETERANS AFFAIRS MEDICAL CENTER - ORLANDO	1	1,343	1,603	54%	2,947
MARINERS HOSPITAL	1	2,647	277	9%	2,925
BAPTIST HEALTH - CLAY		2,530	392	13%	2,922
BAPTIST HEALTH EMERGENCY CENTER COUNTRY WALK	1	2,468	450	15%	2,919
ACCESS POINT HEALTHCARE URGENT & PRIMARY CARE	2	2,228	679	23%	2,909
MARION E FETHER MEDICAL CENTER, THE		2,652	244	8%	2,896
MINUTECLINIC LLC #7886		2,522	371	13%	2,893
STONE CLINICAL LABORATORIES		2,790	96	3%	2,886
WALGREENS ORLANDO	3	2,538	340	12%	2,881
BLUE MED CONSULTANTS		2,753	108	4%	2,861
GESSLER CLINIC	2	1,945	913	32%	2,860
MINUTECLINIC LLC #7887		2,481	367	13%	2,848
MINUTECLINIC LLC #5214		2,448	398	14%	2,846
MINUTECLINIC, LLC #4015		2,224	619	22%	2,843
PARAMOUNT URGENT CARE - OVIEDO		1,982	857	30%	2,839
NXGEN MDX LLC	5	2,519	305	11%	2,829
MINUTECLINIC LLC # 3930		2,437	375	13%	2,812
MINUTECLINIC LLC #1771		2,378	432	15%	2,810
MINUTECLINIC LLC #4458		2,312	479	17%	2,791
MINUTECLINIC LLC # 0514		2,457	333	12%	2,790
BAYFRONTVENICEREGIONAL		2,686	93	3%	2,779
CELESTA MEDICAL SERVICES LLC DBA - AMERICAN RESEARCH LABS		2,544	235	8%	2,779
MEDIPATH LLC		2,388	383	14%	2,771
MINUTECLINIC LLC #3814		2,346	414	15%	2,760
SCION LAB SERVICES LLC	25	2,529	201	7%	2,755

COVID-19: testing by laboratory

Data through Mar 22, 2021 verified as of Mar 23, 2021 at 09:25 AM

Data in this report are provisional and subject to change.

The numbers in the table below represent the number of Florida and non-Florida residents for whom test results were received by the Department of Health. A person can be tested by more than one laboratory and can have both positive and negative results. **Therefore, the sum of the numbers in each column will be larger than the total number of people tested.**

Reporting lab	Inconclusive	Negative	Positive	Percent positive	Total
MEDEXPRESS URGENT CARE CORAL SPRINGS		2,449	283	10%	2,732
MINUTECLINIC LLC #7225		2,341	388	14%	2,729
MEDEXPRESS FORT MYERS		2,383	340	12%	2,723
CITRUS MEMORIAL HOSPITAL LABORATORY		2,251	470	17%	2,721
ADVENTHEALTH CENTRA CARE CONWAY		2,311	400	15%	2,711
PARAMOUNT URGENT CARE - ORLANDO		1,761	946	35%	2,707
SACRED HEART HEALTH SYSTEM, INC	1	1,835	868	32%	2,704
KEYS AHEC SCHOOL MEDICAL CLINIC	15	2,556	126	5%	2,697
BAPTIST HEALTHCARE - GULF BREEZE HOSPITAL	3	2,232	460	17%	2,695
MINUTECLINIC LLC # 3686		2,327	368	14%	2,695
EXACT SCIENCES LABORATORIES, LLC		2,446	241	9%	2,687
MINUTECLINIC LLC #1055		2,174	496	19%	2,670
CAREFAST+	1	1,935	731	27%	2,667
BAPTIST HEALTH - OAKLEAF		2,211	440	17%	2,651
MINUTECLINIC LLC #3257		2,202	431	16%	2,633
EMERALD COAST URGENT CARE, LLC	1	1,970	660	25%	2,631
MINUTECLINIC LLC #3003		2,128	502	19%	2,630
MINUTECLINIC, LLC #3204		2,194	432	16%	2,626
MINUTECLINIC LLC #3291		2,252	329	13%	2,581
ADVENT HEALTH - OCALA		2,124	447	17%	2,571
MINUTECLINIC LLC #7973		2,223	325	13%	2,548
MINUTECLINIC LLC #3705		2,236	310	12%	2,546
PHYSICIANS REGIONAL MEDICAL CENTER - COLLIER BLVD	1	1,771	753	30%	2,525
BAPTIST HEALTH SOUTH FLORIDA - MIAMI BEACH URGENT CARE		2,147	366	15%	2,513
BAY MEDICAL CENTER SACRED HEART HEALTH SYSTEM		1,936	576	23%	2,512
MEDEXPRESS URGENT CARE - CLEWISTON		2,098	411	16%	2,509
MINUTECLINIC, LLC #5817		2,072	431	17%	2,503
MINUTECLINIC LLC # 7933		2,209	288	12%	2,497
MINUTECLINIC LLC #3748		2,016	459	19%	2,475
MINUTECLINIC LLC #3255		2,164	301	12%	2,465
EMERALD COAST URGENT CARE LLC		1,804	654	27%	2,458
AFC PHYSICIANS OF FLORIDA		1,900	551	22%	2,451
MINUTECLINIC LLC # 3579		2,037	388	16%	2,425
MINUTECLINIC LLC #5924		2,063	357	15%	2,420
MINUTECLINIC LLC #7173		2,114	304	13%	2,418
MINUTECLINIC, LLC (CLINIC 10699)		2,095	315	13%	2,410
COMMUNITY HEALTH NORTHWEST FLORIDA	4	1,856	550	23%	2,410
PHYSICIANS STAT LAB	3	1,066	1,332	55%	2,401
DR G'S URGENT CARE		2,082	317	13%	2,399
MINUTECLINIC LLC #5216		2,058	330	14%	2,388
DONALD W ROBERTSON DO PA		1,863	519	22%	2,382
MINUTECLINIC LLC #3654		1,980	398	17%	2,378
PATIENTS FIRST - THOMASVILLE ROAD		2,107	265	11%	2,372
MEDEXPRESS URGENT CARE BOCA RATON		2,155	217	9%	2,372
MINUTECLINIC LLC #4612		1,907	450	19%	2,357
ADVENT HEALTH - DADE CITY		2,066	288	12%	2,354
MINUTECLINIC LLC #4024		2,047	303	13%	2,350

COVID-19: testing by laboratory

Data through Mar 22, 2021 verified as of Mar 23, 2021 at 09:25 AM

Data in this report are provisional and subject to change.

The numbers in the table below represent the number of Florida and non-Florida residents for whom test results were received by the Department of Health. A person can be tested by more than one laboratory and can have both positive and negative results. **Therefore, the sum of the numbers in each column will be larger than the total number of people tested.**

Reporting lab	Inconclusive	Negative	Positive	Percent positive	Total
WHOLE FAMILY HEALTH CENTER INC		1,958	386	16%	2,344
AMELIA EXPRESS CARE LLC	10	2,010	318	14%	2,338
PHYSICIANS PRIMARY CARE	2	2,097	233	10%	2,332
MINUTECLINIC LLC #5069		1,942	381	16%	2,323
PHYSICIAN ASSOCIATES		2,069	240	10%	2,309
LEE HEALTH - COCONUT POINT CLINICAL LAB	2	1,872	433	19%	2,307
MEDIQUICK URGENT CARE CENTERS INC		1,704	596	26%	2,300
EMERGENCY PHYSICIANS MEDICAL CENTER		1,221	1,078	47%	2,299
AFC PHYSICIANS OF FLORIDA PA		1,790	499	22%	2,289
FLORIDA MEDICAL CLINIC	3	1,039	1,238	54%	2,280
MINUTECLINIC LLC #3285		1,971	305	13%	2,276
CHARLES AIESI CONSULTING INC	12	2,003	258	11%	2,273
TAMPA COMMUNITY HOSPITAL		1,944	323	14%	2,267
STEWART ROCKLEDGE HOSPITAL	1	1,960	288	13%	2,249
MINUTECLINIC LLC #1807		1,899	349	16%	2,248
MINUTECLINIC LLC #3648		1,823	422	19%	2,245
PARRISH MEDICAL CENTER	1	1,955	275	12%	2,231
BOND URGENT CARE LLC		1,677	551	25%	2,228
PRIMEHEALTH URGENT CARE	1	1,865	361	16%	2,227
ASCENSION SACRED HEART - GULF		1,699	525	24%	2,224
MINUTECLINIC LLC #3635		1,920	284	13%	2,204
ASSOCIATED PATHOLOGISTS, LLC	3	1,815	384	17%	2,202
MINUTECLINIC LLC #4201		1,920	279	13%	2,199
CORE DIAGNOSTIC LABORATORIES LLC	17	1,854	323	15%	2,194
UNIVERSITY OF NORTH FLORIDA STUDENT HEALTH		2,096	72	3%	2,168
HEALTH CARE DISTRICT OF PALM BEACH COUNTY	1	1,961	201	9%	2,163
MINUTECLINIC LLC #476		1,868	278	13%	2,146
INTELEX LABS, LLC		2,076	69	3%	2,145
JUPITER MEDICAL CENTER URGENT CARE		1,641	496	23%	2,137
JACKSON HOSPITAL CLINICAL LABORATORY		1,824	298	14%	2,122
MINUTECLINIC LLC #1821		1,908	214	10%	2,122
MINUTECLINIC LLC #1350		1,854	262	12%	2,116
MINUTECLINIC LLC #6007		1,816	296	14%	2,112
LAKE WALES MEDICAL CENTER INC		1,845	264	13%	2,109
FLOWERS HOSPITAL		1,910	189	9%	2,099
NCHMD INC		1,763	321	15%	2,084
MINUTECLINIC LLC #8381		1,804	279	13%	2,083
MINI ER WATERFORD LAKES, THE		1,738	281	14%	2,019
MEDEXPRESS PORT CHARLOTTE		1,818	193	10%	2,011
MINUTECLINIC, LLC # 4469		1,728	259	13%	1,987
LAKELAND REGIONAL HEALTH PABLO		1,742	244	12%	1,986
GENUS3		1,907	74	4%	1,981
PENSACOLA PEDIATRICS PA	1	1,807	171	9%	1,979
DOC SMILEY'S URGENT CARE		1,706	247	13%	1,953
MINUTECLINIC LLC #5157		1,689	258	13%	1,947
NCH NORTHEAST	7	1,529	411	21%	1,947
MEDFAST URGENT CARE CENTERS LLC	2	608	1,325	68%	1,935

COVID-19: testing by laboratory

Data through Mar 22, 2021 verified as of Mar 23, 2021 at 09:25 AM

Data in this report are provisional and subject to change.

The numbers in the table below represent the number of Florida and non-Florida residents for whom test results were received by the Department of Health. A person can be tested by more than one laboratory and can have both positive and negative results. **Therefore, the sum of the numbers in each column will be larger than the total number of people tested.**

Reporting lab	Inconclusive	Negative	Positive	Percent positive	Total
GENOSUR LLC	2	1,911	20	1%	1,933
OPTUM LABS LLC	1	1,740	185	10%	1,926
MARTIN HEALTH SYSTEM - ST LUCIE WEST		1,743	178	9%	1,921
FIU-HEALTH AUXILIARY LABORATORY	6	1,794	109	6%	1,909
DOC SMILEYS URGENT CARE LLC		1,552	347	18%	1,899
GENOME LLC	2	1,746	138	7%	1,886
MINUTECLINIC LLC #1815		1,663	217	12%	1,880
BARDMOOR LABORATORY	9	1,582	280	15%	1,871
LITTLE PINE PEDIATRICS	1	1,590	273	15%	1,864
MINUTECLINIC LLC #214		1,573	269	15%	1,842
MINUTECLINIC LLC #3236		1,566	265	14%	1,831
BAPTIST HEALTH EMERGENCY CENTER AT WEST CORAL WAY		1,462	369	20%	1,831
KETAMINE HEALTH CENTERS LLC	1	1,661	152	8%	1,814
MINUTECLINIC LLC #3637		1,454	347	19%	1,801
VITRO MOLECULAR LABORATORIES	50	1,593	128	7%	1,771
RIVER TOWN DIAGNOSTIC LLC		1,470	286	16%	1,756
NEIGHBORHOOD MEDICAL CENTER INC	17	1,556	183	10%	1,756
VA PAIN CLINIC	4	1,675	67	4%	1,746
Community_Health		1,533	199	11%	1,732
LABORATORY SPECIALISTS OF MICHIGAN		1,427	297	17%	1,724
BAYFRONT HEALTH - CITRUS HILLS		1,495	214	13%	1,709
SPARROW HEALTHCARE	2	1,451	254	15%	1,707
NORTH SHORE LONG ISLAND JEWISH HEALTH	1	1,615	89	5%	1,705
JW PLASTIC SURGERY		1,449	244	14%	1,693
IGENOMIX USA LLC	47	1,482	157	9%	1,686
GENESIS LABORATORY MANAGEMENT	14	1,420	233	14%	1,667
MINUTECLINIC, LLC #3245		1,348	318	19%	1,666
LABTECH DIAGNOSTIC		1,349	286	17%	1,635
FLAGLER HOSPITAL LABORATORY	8	611	996	62%	1,615
MIAMI JEWISH HEALTH SYSTEMS		1,547	61	4%	1,608
MEDICAL CONSULTANTS OF FLORIDA, LLC	2	1,357	246	15%	1,605
WHITE WILSON MEDICAL CENTER		270	1,333	83%	1,603
OPTEO LABORATORY		1,566	34	2%	1,600
ELLENTON URGENT CARE		1,361	234	15%	1,595
SHELL POINT NURSING PAVILION	1	1,513	71	4%	1,585
ARCPOINT LABS		1,024	552	35%	1,576
ASSURANCE SCIENTIFIC LABORATORIES	1	1,292	283	18%	1,576
MELBOURNE MEDICAL LABORATORY	2	1,365	202	13%	1,569
ED FRASER MEMORIAL HOSPITAL		1,313	245	16%	1,558
SPECTOR SCIENTIFIC LAB	11	912	616	40%	1,539
BAPTIST HEALTH SOUTH FLORIDA - COUNTRY WALK URGENT CARE EXPRESS		1,293	233	15%	1,526
PROJECT HEALTH, INC SUMTERVILLE	5	1,224	260	17%	1,489
BIOCERNA LLC	9	1,312	165	11%	1,486
READY RESPONDERS FLORIDA, PLLC		1,283	196	13%	1,479
FLORIDA DEPARTMENT OF HEALTH IN POLK COUNTY	2	1,138	327	22%	1,467
ADVANCED MEDICAL OF NAPLES LLC		1,295	161	11%	1,456
ADVANCE MEDICAL OF NAPLES		326	1,124	78%	1,450

COVID-19: testing by laboratory

Data through Mar 22, 2021 verified as of Mar 23, 2021 at 09:25 AM

Data in this report are provisional and subject to change.

The numbers in the table below represent the number of Florida and non-Florida residents for whom test results were received by the Department of Health. A person can be tested by more than one laboratory and can have both positive and negative results. **Therefore, the sum of the numbers in each column will be larger than the total number of people tested.**

Reporting lab	Inconclusive	Negative	Positive	Percent positive	Total
UNIVERSITY OF ALABAMA AT BIRMINGHAM		1,406	44	3%	1,450
MEDEXPRESS URGENT CARE - JAX ATLANTIC BLVD		1,246	203	14%	1,449
MINUTECLINIC LLC #8927		1,233	208	14%	1,441
UHEALTH DEERFIELD BEACH/UMSYLVESTER DEERFIELD BEACH LABORATORY	3	1,380	55	4%	1,438
PATIENTS CHOICE LABORATORIES		831	592	42%	1,423
BAPTIST HEALTHCARE - JAY HOSPITAL	3	1,047	372	26%	1,422
CAREFAST MURABELLA		953	466	33%	1,419
COASTAL LABORATORIES	1	1,120	287	20%	1,408
MINUTECLINIC LLC #5187		1,233	174	12%	1,407
BAPTIST HEALTH SOUTH FLORIDA - KEY BISCANE URGENT CARE EXPRESS		1,233	171	12%	1,404
OPTUMCARE FLORIDA LLC		1,136	267	19%	1,403
ER QUICKCARE PL		1,209	194	14%	1,403
PROHEALTH MEDICAL CLINIC		776	623	45%	1,399
PARAMOUNT URGENT CARE VILLAGES		912	483	35%	1,395
TEMPUS CLINICAL LABORATORY	10	1,233	148	11%	1,391
FIRST QUALITY LABORATORY		1,297	93	7%	1,390
CAREMED CLINIC LLC	1	1,103	282	20%	1,386
PEDIATRIC HEALTH CARE ALLIANCE - NORTHDALE		1,268	117	8%	1,385
NYU HOSPITALS CENTER CLINICAL LABORATORIES		1,335	44	3%	1,379
AMELIA EXPRESS CARE	1	772	603	44%	1,376
PATIENTS FIRST LAKE ELLA MEDICAL CENTER		1,223	148	11%	1,371
TREASURE COAST MEDICAL ASSOCIATES INC		747	619	45%	1,366
UHEALTH CLINIC AT WALGREENS		1,108	257	19%	1,365
EUROFINS NTD, LLC		1,320	44	3%	1,364
SMA LAB	10	1,199	153	11%	1,362
ASCENSION ST VINCENT'S - SOUTHSIDE		1,309	49	4%	1,358
APALACHEE CORRECTIONAL INSTITUTION EAST UNIT		1,322	26	2%	1,348
MINUTECLNIC LLC		1,190	146	11%	1,336
VAVA PARTNERS LLC		528	801	60%	1,329
TOM LEE COMMUNITY HEALTH CENTER		865	462	35%	1,327
BROWNWOOD CARE CENTER		1,179	147	11%	1,326
VRL EUROFINS		1,289	37	3%	1,326
ST ANNES NURSING CENTER		1,272	25	2%	1,297
SUNRISE URGENT CARE ASSOCIATES LLC D/B/A	9	868	416	32%	1,293
INNOVATIVE TRANSFUSION MEDICINE, INC	11	1,094	167	13%	1,272
HOLIDAY CVS LLC DBA CVSPHARMACY #5155		1,204	59	5%	1,263
PALM BAY HOSPITAL CLINICAL LABORATORY		895	366	29%	1,261
BIO-TECH CLINICAL LABORATORIES INC		1,102	153	12%	1,255
MYTEST DIAGNOSTICS		1,182	65	5%	1,247
LAB24 INC	3	568	673	54%	1,244
XPRESS URGENT CARE	4	1,041	183	15%	1,228
SOLARIS HEALTHCARE PALATKA		1,115	104	9%	1,219
CLINICORE		1,124	91	7%	1,215
ADVENTHEALTH CENTRA CARE TRINITY		1,058	155	13%	1,213
PARAMOUNT URGENT CARE - CLERMONT		690	520	43%	1,210
STAGEZERO LIFE SCIENCES INC	3	1,106	99	8%	1,208
GRAVITY DIAGNOSTICS, LLC	3	1,070	133	11%	1,206

COVID-19: testing by laboratory

Data through Mar 22, 2021 verified as of Mar 23, 2021 at 09:25 AM

Data in this report are provisional and subject to change.

The numbers in the table below represent the number of Florida and non-Florida residents for whom test results were received by the Department of Health. A person can be tested by more than one laboratory and can have both positive and negative results. **Therefore, the sum of the numbers in each column will be larger than the total number of people tested.**

Reporting lab	Inconclusive	Negative	Positive	Percent positive	Total
ACCESS MEDICAL LABS		746	448	38%	1,194
ADVANCED DIAGNOSTIC LABORATORY		1,144	47	4%	1,191
NORTH FLORIDA PEDIATRICS-TALLAHASSEE	1	1,086	100	8%	1,187
CREEKSIDE CARE CENTER	1	1,025	158	13%	1,184
ADDICTION LABS OF AMERICA	3	1,098	78	7%	1,179
PROFESSIONAL HEALTH EXAMINERS DBA PROHEALTH	1	952	222	19%	1,175
ST PETERSBURG PEDIATRICS	1	1,060	113	10%	1,174
EPN URGENT CARE NAPLES	2	792	380	32%	1,174
PALM HARBOR PHARMACY		1,021	152	13%	1,173
NAPLES URGENT CARE	1	753	411	35%	1,165
COASTAL PEDIATRIC GROUP		1,007	154	13%	1,161
ABSOLUTE GENOMICS	2	950	199	17%	1,151
CAPSTONE HEALTHCARE		802	330	29%	1,132
NORTH FLORIDA PEDIATRICS - LAKE CITY		917	214	19%	1,131
VERITAS GENETICS	61	943	119	11%	1,123
PROJECT HEALTH INC	4	956	160	14%	1,120
ARCPPOINT LABS OF CORAL SPRINGS FL		988	131	12%	1,119
PRIMARY CARE SOUTH INC		702	414	37%	1,116
CARENOW URGENT CARE – FORT PIERCE		785	327	29%	1,112
WILLIAM OWEN PASS PARK		965	146	13%	1,111
STEWART REFERENCE LABORATORY	1	611	491	45%	1,103
XYZ LABORATORY	8	942	146	13%	1,096
HEALTH CENTRAL CLINICAL LABORATORY		993	96	9%	1,089
USF MORSANI CENTER FOR ADVANCED HEALTH CARE		955	132	12%	1,087
NORTH VISTA HOSPITAL LABORATORY		913	161	15%	1,074
QUICK CARE MED		810	262	24%	1,072
LPG COCONUT POINT		895	176	16%	1,071
AMERICAN FAMILY CARE PENSACOLA WEST		533	533	50%	1,066
RAINBOW RIVER MEDICAL LABORATORY		977	83	8%	1,060
PRIMARY CARE OF THE TREASURE COAST		925	133	13%	1,058
HENDRY REGIONAL MEDICAL CENTER CLINICAL LABORATORY		809	248	23%	1,057
STATMED OCALA	5	854	190	18%	1,049
GENEIQ		974	62	6%	1,036
PROFESSIONAL HEALTH EXAMINERS		890	145	14%	1,035
BROAD INSTITUTE CLINICAL SEQUENCING RESEARCH PLATFORM	4	997	31	3%	1,032
TYNDALL AIR FORCE BASE		812	209	20%	1,021
LENCO MEDICAL LABORATORY		964	50	5%	1,014
CATALYST WALK IN CLINIC		809	202	20%	1,011
VERITOR		850	155	15%	1,005
PEDIATRICS OF CENTRAL FLORIDA PA	20	930	52	5%	1,002
PHAROS HEALTH		756	246	25%	1,002
VRL EUROFINIS - DALLAS		987	13	1%	1,000
MINUTECLINIC, LLC DBA MINUTECLINIC #4717		957	42	4%	999
LAKELAND REGIONAL HEALTH - PWC/OB		36	954	96%	990
GROWING TOGETHER PEDIATRICS LLC		925	60	6%	985
FISHERMENS HOSPITAL CLINICAL LAB		890	87	9%	977
WOODLANDS MEDICAL SPECIALISTS		708	262	27%	970

COVID-19: testing by laboratory

Data through Mar 22, 2021 verified as of Mar 23, 2021 at 09:25 AM

Data in this report are provisional and subject to change.

The numbers in the table below represent the number of Florida and non-Florida residents for whom test results were received by the Department of Health. A person can be tested by more than one laboratory and can have both positive and negative results. **Therefore, the sum of the numbers in each column will be larger than the total number of people tested.**

Reporting lab	Inconclusive	Negative	Positive	Percent positive	Total
INTERLACHEN PEDIATRICS		922	35	4%	957
PENSACOLA PEDIATRICS	2	712	236	25%	950
THE HEALTH CENTER OF PLANT CITY		873	76	8%	949
HISTOPATHOLOGY SERVICES, LLC		840	105	11%	945
ENCOMPASS HEALTH		915	22	2%	937
CAPE CANAVERAL HOSPITAL		662	275	29%	937
NORTH FLORIDA PEDIATRICS PA - SUWANNEE	3	804	125	13%	932
INTEGRITY LABORATORIES, LLC	4	754	165	18%	923
GENE TOX WORLDWIDE	60	736	125	14%	921
INTERLACHEN PEDIATRICS PA		875	39	4%	914
UNIVERSITY OF WEST FLORIDA STUDENT HEALTH SERVICES	1	786	124	14%	911
TACACHALE CLINICAL LABORATORY	1	858	49	5%	908
EAST LAKE PEDIATRICS		789	116	13%	905
COVANCE CLINICAL RESEARCH UNIT INC		876	25	3%	901
FAST TRACK URGENT CARE CENTER		4	896	100%	900
HALIFAX MEDICAL CENTER-PORT ORANGE LAB		772	124	14%	896
C.W. BILL YOUNG VA MEDICAL CENTER	1	21	867	98%	889
BAPTIST HEALTH - MD ANDERSON CANCER CENTER		884	5	1%	889
NORTH FLORIDA PEDIATRICS PA	2	751	114	13%	867
ADVENTHEALTH EXPRESS CARE AT WALGREENS		751	113	13%	864
LEE COUNTY EMERGENCY MEDICAL SERVICE	1	746	117	14%	864
CONSULATE HEALTH CARE OF NEW PORT RICHEY	2	733	125	15%	860
DEPARTMENT OF CLINICAL LABS		841	19	2%	860
NORTH SHORE LIJ URGENT CARE PC		798	48	6%	846
CVS HEALTH		659	181	22%	840
CHILDRENS MEDICAL ASSOCIATION		763	73	9%	836
NORTH OKALOOSA MEDICAL CENTER		491	336	41%	827
DOCTOR'S MEMORIAL HOSPITAL		662	165	20%	827
LOOP PEDIATRICS PA	3	696	127	15%	826
JACKSONVILLE BEACH PEDIATRIC CARE CENTER		760	64	8%	824
COASTAL PHYSICIANS, LLC		662	160	19%	822
REDI MED LLC		659	158	19%	817
FLORIDA HOSPITAL ORLANDO		743	74	9%	817
Point of Care Testing	1	117	699	86%	817
CRUCIAL CARE EMERGENCY MEDICINE DOCTORS		651	163	20%	814
ASAP LABS LLC	7	655	151	19%	813
MOLECULAR TESTING LABS		758	53	7%	811
ASCENSION ST VINCENT'S - CLAY		775	35	4%	810
Tampa Lakes Health and Rehabilitation Center	2	729	73	9%	804
FAMILY HEALTH CENTERS OF SWF LABS	2	710	91	11%	803
PALM BEACH ATLANTIC UNIVERSITY		781	19	2%	800
NITE LITE PEDIATRICS		234	564	71%	798
PRIMARY CARE SERVICES AT INDIAN RIVER ESTATES		774	24	3%	798
NONE		308	482	61%	790
DYNIX DIAGNOSTICS	2	528	259	33%	789
24 HOUR PEDIATRIC CARE CENTER	4	726	57	7%	787
GOLDEN GATE FAMILY CLINIC		332	455	58%	787

COVID-19: testing by laboratory

Data through Mar 22, 2021 verified as of Mar 23, 2021 at 09:25 AM

Data in this report are provisional and subject to change.

The numbers in the table below represent the number of Florida and non-Florida residents for whom test results were received by the Department of Health. A person can be tested by more than one laboratory and can have both positive and negative results. **Therefore, the sum of the numbers in each column will be larger than the total number of people tested.**

Reporting lab	Inconclusive	Negative	Positive	Percent positive	Total
PRIMARY CARE SERVICES AT ST ANDREWS ESTATES		785			785
LAB DOCTOR		691	94	12%	785
MIDWAY SPECIATLY CARE CENTER		563	221	28%	784
EMERALD COAST PEDIATRICS		742	40	5%	782
LIFE CARE CENTER OF NEW PORT RICHEY		746	36	5%	782
NCHMD, INC SOUTHEAST IMMEDIATE CARE		606	176	23%	782
CARE ONE OF FLORIDA LLC		536	244	31%	780
AUGUSTUS LABS LLC		639	138	18%	777
BREVARD HEALTH ALLIANCE		503	270	35%	773
AMERICAN SCIENTIFIC LABORATORIES LLC		763	8	1%	771
CALHOUN LIBERTY HOSPITAL		609	161	21%	770
VITAS HEALTHCARE CORPORATION OF FLA	1	762	5	1%	768
NORTH FLORIDA MEDICAL GROUP		621	145	19%	766
SOLARIS HEALTHCARE CHARLOTTE HARBOR		717	48	6%	765
MACDILL AIR FORCE BASE		712	51	7%	763
VENICE REGIONAL BAYFRONT HEALTH (PULMONARY)		637	124	16%	761
VIERA HOSPITAL, INC		600	160	21%	760
Victoria Nursing and Rehabilitation Center		706	53	7%	759
CENTRAL FLORIDA HEALTH CARE INC		649	110	14%	759
AMERICAN MEDICAL RESPONSE		750	8	1%	758
ANY LAB TEST NOW	1	506	249	33%	756
NORTHEAST FLORIDA NEUROLOGY CLINICS, INC		637	113	15%	750
PALM GARDEN OF PORT SAINT LUCIE		736	9	1%	745
POINT WASHINGTON MEDICAL CLINIC	1	538	206	28%	745
WILLOWBROOKE COURT AT EDGEWATER POINTE ESTATES		731	9	1%	740
PALACE NURSING HOME & REHAB CENTER		702	36	5%	738
CLINICAL PATHOLOGY LABS INC		664	73	10%	737
SANTA ROSA MEDICAL GROUP		575	161	22%	736
EAST LAKE PEDIATRICS PA		668	67	9%	735
ADVENT HEALTH LAB - ORLANDO		434	299	41%	733
ORLANDO HEALTH AND REHAB CENTER		688	44	6%	732
KENDALL HEALTHCARE PROPERTIES DBA	2	703	27	4%	732
TELESCOPE HEALTH LLC	4	614	113	15%	731
SPRING HILL HEALTH AND REHABILITATION CENTER		699	25	3%	724
ETHOS WELLNESS PHARMACY		676	44	6%	720
DISNEY COVID TEST SITE		703	13	2%	716
FLORIDA GULF COAST UNIVERSITY		527	187	26%	714
PEBBLEBROOK PHARMACY	1	596	116	16%	713
COLLIER URGENT CARE CENTERS CREEKSIDE		643	67	9%	710
GULF COAST VILLAGE		673	33	5%	706
GRAND COURT TAMPA		701	4	1%	705
CYPRESS VILLAGE	1	678	25	4%	704
Crestview Rehabilitation Center	5	566	129	18%	700
FLAGLER COUNTY HEALTH DEPARTMENT	3	545	152	22%	700
PHYSICIANS STAT LAB INC		608	86	12%	694
PREMIER MEDICAL LABORATORY SERVICES	2	463	225	33%	690
MAIN STREET MEDICAL CENTER		163	526	76%	689

COVID-19: testing by laboratory

Data through Mar 22, 2021 verified as of Mar 23, 2021 at 09:25 AM

Data in this report are provisional and subject to change.

The numbers in the table below represent the number of Florida and non-Florida residents for whom test results were received by the Department of Health. A person can be tested by more than one laboratory and can have both positive and negative results. **Therefore, the sum of the numbers in each column will be larger than the total number of people tested.**

Reporting lab	Inconclusive	Negative	Positive	Percent positive	Total
ADVENTHEALTH MEDICAL GROUP PROMPT CARE		496	191	28%	687
BOND AND STEELE CLINIC PA		490	197	29%	687
EXPRESS PHARMACY		635	52	8%	687
SOUTHEAST ALABAMA MEDICAL CENT		627	54	8%	681
NCH HEALTHCARE SYSTEM MICROBIOLOGY LAB		2	677	100%	679
MOORINGS PARK INSTITUTE, INC, THE		647	28	4%	675
PALM GARDEN OF VERO BEACH		635	40	6%	675
Fernandina Beach Rehabilitation and Nursing Center	1	654	19	3%	674
MINI ER ADULT AND PEDIATRIC URGENT CARE		574	98	15%	672
MOUNT SINAI LABORATORY		638	30	4%	668
TREE HOUSE PEDIATRICS PLLC		599	67	10%	666
MEDICAL FP – WHOLE FAMILY HEALTH CENTER		544	120	18%	664
GULF COAST MOLECULAR LABORATORIES	13	546	102	15%	661
SUWANNEE HEALTH AND REHABILITATION CENTER		656	5	1%	661
FG RAPID RESULTS	3	362	296	45%	661
LIFE CARE CENTER OF PENSACOLA		611	49	7%	660
ST JOHN'S NURSING CENTER		637	23	3%	660
JOHN KNOX VILLAGE HEALTH CENTER		633	24	4%	657
POINT OF CARE TESTING SITE		630	24	4%	654
BOCA GRANDE HEALTH CLINIC		620	33	5%	653
MANOR PINES CONVALESCENT CENTER LLC	1	630	21	3%	652
ORANGE BLOSSOM FAMILY HEALTH		621	28	4%	649
MAVERICK LABS		460	188	29%	648
VETERANS AFFAIRS MEDICAL CENTER	1	41	601	93%	643
FORT MYERS INTERNAL MEDICINE, LLC		575	64	10%	639
THE PRESERVE		628	9	1%	637
FAMILY HEALTH CENTERS OF SOUTHWEST FLORIDA INC		561	75	12%	636
SPEARHEAD MEDICAL		560	74	12%	634
MANOR CARE HEALTH SERVICES - FT MYERS		607	26	4%	633
HOLMES REGIONAL MEDICAL CENTER		11	621	98%	632
LIFE CARE CENTER OF ORANGE PARK		598	31	5%	629
CITY MEDICAL OF NEW JERSEY, PC		572	56	9%	628
LIFE CARE CENTER OF HILLIARD		606	22	4%	628
CARITHERS PEDIATRIC GROUP		571	52	8%	623
GOLDEN GLADES NURSING & REHABILITATION CTR		606	16	3%	622
MID-FLORIDA PATHOLOGY		470	152	24%	622
CLEWISTON NURSING AND REHABILITATION CENTER		610	12	2%	622
PEDIATRIC HEALTHCARE ALLIANCE		584	37	6%	621
BUFFALO CROSSING HEALTHCARE & REHABILITATION CTR		604	15	2%	619
CLINICAL ENTERPRISE, INC		592	21	3%	613
SEBASTIAN RIVER MEDICAL CENTER	2	441	168	27%	611
EDEN SPRINGS NURSING AND REHAB CENTER		500	110	18%	610
HOLY CROSS HOSPITAL		12	598	98%	610
AFC URGENT CARE CLEARWATER	1	123	485	80%	609
VITAS HEALTHCARE CORP OF CENTRAL FL		584	24	4%	608
DIAMOND RIDGE HEALTH AND REHABILITATION		575	32	5%	607
MEDICAL CENTER OF DELTONA, INC		510	97	16%	607

COVID-19: testing by laboratory

Data through Mar 22, 2021 verified as of Mar 23, 2021 at 09:25 AM

Data in this report are provisional and subject to change.

The numbers in the table below represent the number of Florida and non-Florida residents for whom test results were received by the Department of Health. A person can be tested by more than one laboratory and can have both positive and negative results. **Therefore, the sum of the numbers in each column will be larger than the total number of people tested.**

Reporting lab	Inconclusive	Negative	Positive	Percent positive	Total
VETERANS AFFAIRS MEDICAL CENTER - JAMES A HALEY			605	100%	605
WILLOW BROOKE COURT AT INDIAN RIVER ESTATES		561	43	7%	604
BREVARD HEALTH ALLIANCE INC, THE		570	34	6%	604
BOND CLINIC PA PEDIATRICS DEPT		554	49	8%	603
PEDIATRIC HEALTHCARE ALLIANCE PA		552	51	8%	603
PATIENTS FIRST - MAHAN DRIVE		164	436	73%	600
CONSULATE HEALTHCARE OF VERO BEACH	14	502	83	14%	599
BROOKDALE FORT MYERS CYPRESS LAKE		590	2	0%	592
J AND G MEDICAL GROUP LLC		486	105	18%	591
BALDWIN PEDIATRICS	1	560	29	5%	590
NCH HEALTHCARE BONITA		456	133	23%	589
PHYSICIANS PRIMARY CARE LAB	1	517	71	12%	589
MAYFLOWER ASSISTED LIVING		582	6	1%	588
NSPIRE HEALTHCARE MIAMI LAKES	8	564	14	2%	586
EMERALD SHORES HEALTH AND REHABILITATION		488	97	17%	585
HMA SANTA ROSA MEDICAL CENTER LLC DBA		461	122	21%	583
WATSON THERAPEUTICS INC	1	552	28	5%	581
SHORELINE PHYSICIAN GROUP		364	217	37%	581
BALDOMERO LOPEZ STATE VETERANS NURSING HOME	2	571	4	1%	577
DAVITA LABORATORY		471	104	18%	575
THERADOC		152	423	74%	575
MEDONE URGENT CARE CENTER		350	223	39%	573
CLIFFORD CHESTER SIMS STATE VETERANS		561	12	2%	573
MEDICAL VB		451	121	21%	572
TENNESSEE DOH - NASHVILLE	2	504	66	12%	572
CONTINENTAL CLINICAL RESEARCH, LLC		519	46	8%	565
PALM GARDEN OF TAMPA		534	29	5%	563
PIONEER CLINICAL LAB LLC		457	105	19%	562
RESTORE HEALTH URGENT CARE		447	115	20%	562
ECCOLAB GROUP	1	147	413	74%	561
WHITE-WILSON MEDICAL CENTER - FORT WALTON BEACH		541	20	4%	561
EXPRESS URGENT CARE LLC		1	559	100%	560
SABAL PALMS HEALTH AND REHAB		508	51	9%	559
MANOR CARE NURSING CENTER OF SARASOTA FL LLC		470	87	16%	557
Plantation Bay Rehabilitation Center		532	24	4%	556
SOLARIS HEALTHCARE LAKE CITY		454	100	18%	554
CHILDRENS MEDICAL ASSOCIATION PA		494	60	11%	554
The Sands at South Beach		548	4	1%	552
BAPTIST PRIMARY CARE	2	443	107	19%	552
NEMOURS CHILDERN'S HOSPITAL		453	98	18%	551
MEDONE URGENT CARE AT ST. AUGUSTINE		149	400	73%	549
OCALA FAMILY MEDICAL CENTER INC	2	479	67	12%	548
VITAE DIAGNOSTICS		534	13	2%	547
Signature HealthCare Center of Waterford		516	31	6%	547
HEARTLAND PEDIATRICS OF LAKE WALES		491	55	10%	546
NCF DIAGNOSTICS & DNA TECHNOLOGIES	15	212	318	58%	545
AMERICA'S PHARMACY LLC		485	60	11%	545

COVID-19: testing by laboratory

Data through Mar 22, 2021 verified as of Mar 23, 2021 at 09:25 AM

Data in this report are provisional and subject to change.

The numbers in the table below represent the number of Florida and non-Florida residents for whom test results were received by the Department of Health. A person can be tested by more than one laboratory and can have both positive and negative results. **Therefore, the sum of the numbers in each column will be larger than the total number of people tested.**

Reporting lab	Inconclusive	Negative	Positive	Percent positive	Total
DAIRY ROAD URGENT CARE	2	420	123	23%	545
COASTAL URGENT CARE		428	116	21%	544
DOCTORS CENTER,THE		432	111	20%	543
VETERANS AFFAIRS MEDICAL CENTER - GAINESVILLE		3	540	99%	543
PALM GARDEN OF CLEARWATER		524	18	3%	542
HARBOUR HEALTH CENTER		526	16	3%	542
VALENCIA HILLS HEALTH AND REHABILITATION CENTER		528	13	2%	541
VETERANS AFFAIRS MEDICAL CENTER - BAY PINES		18	523	97%	541
PENSACOLA PEDIATRICS PA - TIGER POINT	19	514	8	1%	541
RAINBOW PEDIATRIC CENTER PA		504	34	6%	538
FOUNTAIN MANOR HEALTH AND REHAB CENTER	1	515	20	4%	536
CHILDRENS CLINIC WEST FLORIDA PEDIATRICS		490	45	8%	535
CLARITY LABS		464	70	13%	534
PALMETTO FAMILY HEALTHCARE	1	343	190	36%	534
VILLA MARIA NURSING & REHAB CENTER INC	1	519	13	2%	533
DOH – INDIAN RIVER		450	81	15%	531
RICARDO NAVARRO DO PA		457	72	14%	529
MED FAST URGENT CARE CENTER		260	268	51%	528
MEDICAL CENTER CLINIC-IMMEDIATE CARE	1	423	104	20%	528
FLORIDA DEPARTMENT OF HEALTH IN CALHOUN COUNTY		396	128	24%	524
JACKSON MEMORIAL PERDUE MEDICAL CENTER		494	26	5%	520
MICHAEL A MIDDLETON MD PA□		495	24	5%	519
NEW YORK HOSPITAL LABORATORIES	1	503	12	2%	516
MEMORIAL PEMBROKE 24/7 CARE CENTER		394	122	24%	516
PALM GARDEN OF JACKSONVILLE□	2	433	80	16%	515
ARCPOINTS LABS		447	66	13%	513
MEDFAST URGENT CARE CENTERS		231	281	55%	512
SEMINOLE NURSING PAVILION		504	8	2%	512
BETHESDA HEALTH URGENT CARE		418	92	18%	510
Southern Oaks Care Center	1	472	37	7%	510
FLORIDA DEPARTMENT OF HEALTH CLAY COUNTY	1	410	98	19%	509
RIVER GARDEN HEBREW HOME FOR THE AGED		453	55	11%	508
The Manor at Blue Water Bay		448	60	12%	508
DXTERITY DIAGNOSTICS	2	473	31	6%	506
FIRST CHOICE PEDIATRICS		410	94	19%	504
JACKSON MEMORIAL LONG TERM CARE CENTER		479	25	5%	504
ENZO CLINICAL LABS INC	3	476	25	5%	504
NATURE COAST MEDICAL GROUP		406	98	19%	504
WEST GABLES HEALTH CARE CENTER		494	10	2%	504
ST CLOUD REGIONAL MEDICAL CENTER CLINICAL LAB		394	109	22%	503
AFC URGENT CARE FAMILY CARE			499	100%	499
HOPE HOSPICE AND COMMUNITY SERVICES INC	14	466	19	4%	499
SHORE ACRES CARE CENTER		464	35	7%	499
CLINICAL PATHOLOGY LABS		388	111	22%	499
RUSKIN HEALTH CENTER		297	201	40%	498
HEALTH CENTER AT BRENTWOOD	1	453	44	9%	498
Good Samaritan Society Kissimmee Village		431	65	13%	496

COVID-19: testing by laboratory

Data through Mar 22, 2021 verified as of Mar 23, 2021 at 09:25 AM

Data in this report are provisional and subject to change.

The numbers in the table below represent the number of Florida and non-Florida residents for whom test results were received by the Department of Health. A person can be tested by more than one laboratory and can have both positive and negative results. **Therefore, the sum of the numbers in each column will be larger than the total number of people tested.**

Reporting lab	Inconclusive	Negative	Positive	Percent positive	Total
UNIVERSITY OF TAMPA INC, THE		487	9	2%	496
CITRUS NURSING CENTER LLC		449	46	9%	495
BROWARD PARTNERSHIP	6	481	8	2%	495
HILLCREST HEALTH CARE & REHABILITATION CENTER	3	477	14	3%	494
MANOR OAKS NURSING & REHAB CENTER	5	486	2	0%	493
ASCEND CLINICAL	5	415	71	14%	491
SANDBAY URGENT CARE		396	95	19%	491
FLORIDA HOSPITAL WAUCHULA		356	135	27%	491
SUSANNA WESLEY HEALTH CENTER		453	36	7%	489
STEWART SEBASTIAN RIVER MEDICAL CENTER		430	56	12%	486
THE PALACE AT HOMESTEAD	1	465	20	4%	486
CARENOW	2	276	208	43%	486
PARKLANDS FACILITY INC	4	435	42	9%	481
NORTH FLORIDA RETIREMENT VILLAGE		479	2	0%	481
AFC URGENT CARE TYRONE		2	478	100%	480
HERON POINTE HEALTH AND REHABILITATION	1	475	3	1%	479
PALM GARDEN OF ORLANDO		446	33	7%	479
HARTS HARBOR HEALTH CARE CENTER		457	21	4%	478
LAUDERDALE NURSING CENTER LLC	1	458	19	4%	478
BENTON PEDIATRICS INC		430	48	10%	478
MANOR AT CARPENTERS		450	27	6%	477
SIGNATURE HEALTHCARE OF BROOKWOOD GARDENS		470	6	1%	476
MOBILE MEDICAL ASSOCIATES PL	17	408	50	11%	475
Quest Diag Unspecifd	1	318	156	33%	475
FLO-MEDILAB SERVICES LLC		192	282	59%	474
Colonial Lakes Health Care		431	43	9%	474
AFC URGENT CARE SEMINOLE			473	100%	473
ORLANDO HEALTH CENTER FOR REHABILITATION		459	13	3%	472
LIFE CARE CENTER OF PALM BAY□		444	27	6%	471
INTERNAL MEDICINE & PEDIATRICS OF TAMPA BAY PA		403	67	14%	470
PW WINDERMERE SUBTENANT LLC		469	1	0%	470
WHITE WILSON MEDICAL CENTER PA - NAVARRE		353	116	25%	469
NAVAL HOSPITAL - JACKSONVILLE		136	333	71%	469
DBI HEALTH INC		454	15	3%	469
LITTLE PINE PEDIATRICS PLLC	3	407	58	12%	468
NAPLES CHILDREN'S URGENT CARE		413	53	11%	466
CARE ONE OF FLORIDA	1	318	146	31%	465
Palm Garden of Largo		461	4	1%	465
NURSING PLUS OF BROWARD LLC	1	443	19	4%	463
THE PALACE MANAGEMENT - THE PALACE AT CORAL GABLES		459	3	1%	462
ELLENTON PEDIATRICS		444	18	4%	462
BROOKDALE PALMER RANCH	1	403	57	12%	461
SOLARIS HEALTHCARE OSCEOLA		437	24	5%	461
QUOTIENT SCIENCES		445	13	3%	458
Palm Garden of Ocala		359	98	21%	457
NORTH FL SOUTH GA HCS-LAKE CITY		450	7	2%	457
MEDSCAN LABORATORY INC	1	242	214	47%	457

COVID-19: testing by laboratory

Data through Mar 22, 2021 verified as of Mar 23, 2021 at 09:25 AM

Data in this report are provisional and subject to change.

The numbers in the table below represent the number of Florida and non-Florida residents for whom test results were received by the Department of Health. A person can be tested by more than one laboratory and can have both positive and negative results. **Therefore, the sum of the numbers in each column will be larger than the total number of people tested.**

Reporting lab	Inconclusive	Negative	Positive	Percent positive	Total
NEW YORK PRESBYTERIAN - CUMC CLINICAL		438	18	4%	456
FLORIDA HOSPITAL MEDICAL GROUP		273	183	40%	456
MINUTECLINIC LLC, #10357		454	2	0%	456
Williston Care Center		395	61	13%	456
CLARIDGE HOUSE NURSING CENTER		437	18	4%	455
SUNSHINE URGENT CARE LLC		308	147	32%	455
AFC URGENT CARE		113	341	75%	454
PREMIER MEDICAL CENTER LLC		454			454
CONSULATE HEALTH CARE OF BAYONET POINT	4	442	7	2%	453
Q ANSWER LAB	1	392	59	13%	452
NEW PLANT CITY FAMILY CARE	1	243	207	46%	451
VITAS LUTHERAN TOWERS INPATIENT PROGRAM		386	64	14%	450
Solaris HealthCare Windermere		417	32	7%	449
PALM GARDEN OF WINTER HAVEN	3	427	16	4%	446
MAGNOLIA FAMILY URGENT CARE		404	42	9%	446
DIAMOND RIDGE HEALTH AND REHABILITATION CENTER		422	22	5%	444
Cypress Cove Care Center		343	100	23%	443
LIFEBRITE	2	242	198	45%	442
BHA CENTRAL COUNTY CLINIC		383	59	13%	442
NORTH FLORIDA REHABILITATION & SPECIALTY CARE		436	6	1%	442
GANDY CROSSING CARE CENTER	1	426	14	3%	441
SMA SPECIALTY MEDICAL LAB		119	322	73%	441
ANCIENT CITY PEDIATRICS	1	424	16	4%	441
EMERITUS AT NAPLES	2	437	1	0%	440
Ocala Health and Rehabilitation Center		419	21	5%	440
MEDIPATH		19	420	96%	439
MILLER BIOCONNECT		397	42	10%	439
STARKE FAMILY MEDICAL CENTER		348	89	20%	437
PRO HEALTH		188	248	57%	436
ST ANDREWS BAY SKILLED NURSING &		374	61	14%	435
Darcy Hall Of Life Care		420	13	3%	433
BROOKSVILLE HEALTHCARE CENTER LLC		420	13	3%	433
HOSPICE OF THE FLORIDA SUNCOAST,THE		430	3	1%	433
HEALTHY STEPS PEDIATRICS		386	47	11%	433
APP-UNIPATH, LLC	2	415	15	3%	432
EPN URGENT CARE		83	349	81%	432
Solaris Healthcare Daytona	2	383	46	11%	431
AVECINA MEDICAL JULINGTON	1	240	189	44%	430
FHMG FLORIDA HOSPITAL MEDICAL GROUP		390	39	9%	429
FLORIDA DEPT OF HEALTH IN BREVARD COUNTY	3	363	63	15%	429
ABBOTT DIAGNOSTICS		408	18	4%	426
Santa Rosa Center for Rehabilitation and Healing		353	71	17%	424
SOLARIS HEALTHCARE MERRITT ISLAND		381	41	10%	422
ADDINGTON PLACE AT WELLINGTON GREEN		413	9	2%	422
LEHIGH REGIONAL MEDICAL CENTER LAB	2	372	47	11%	421
Bardmoor Oaks Healthcare and Rehabilitation Center		410	11	3%	421
GARCIA CLINICAL LABORATORY		28	392	93%	420

COVID-19: testing by laboratory

Data through Mar 22, 2021 verified as of Mar 23, 2021 at 09:25 AM

Data in this report are provisional and subject to change.

The numbers in the table below represent the number of Florida and non-Florida residents for whom test results were received by the Department of Health. A person can be tested by more than one laboratory and can have both positive and negative results. **Therefore, the sum of the numbers in each column will be larger than the total number of people tested.**

Reporting lab	Inconclusive	Negative	Positive	Percent positive	Total
GOOD SAMARITAN CENTER		416	3	1%	419
VITAS HEALTHCARE CORPORATION		414	5	1%	419
Manatee Springs Rehabilitation and Nursing Center		399	20	5%	419
ASSOCIATESMD MEDICAL GROUP INC		358	60	14%	418
ABBAY DELRAY		412	6	1%	418
ORLANDO VA MEDICAL CENTER			418	100%	418
ROLLINS COLLEGE WELLNESS CENTER		130	287	69%	417
SOUTHERN LABORATORY SERVICES OF NWF		381	34	8%	415
TIDEWELL HOSPICE INC	2	406	7	2%	415
Destin Healthcare and Rehabilitation Center	1	373	40	10%	414
INDIAN RIVER CTR, LLC		363	50	12%	413
CLERMONT HEALTH AND REHABILITATION CENTER		380	32	8%	412
FLOMEDILAB		191	220	54%	411
ORCHARD PARK HEALTH & REHABILITATION		406	5	1%	411
MINUTECLINIC LLC #3671		366	44	11%	410
WELL-BEING MEDICAL CENTER PLLC		374	36	9%	410
AMEERAH LABS, LLC	2	325	83	20%	410
FLORIDA DEPARTMENT OF HEALTH		360	49	12%	409
WATERMARK LAKE POINTE WOODS LLC		391	18	4%	409
ADVENT HEALTH - DELTONA ER		339	69	17%	408
ADVENTHEALTH MEDICAL GROUP PROMPT CAR	1	291	116	28%	408
PINES OF SARASOTA		401	5	1%	406
TIDE LABORATORIES		362	43	11%	405
TREASURE COAST COMMUNITY HEALTH	3	335	66	16%	404
FLORIDA DEPARTMENT OF HEALTH IN LIBERTY COUNTY	3	305	96	24%	404
QUALITOX LABORATORIES		226	178	44%	404
Timberidge Center for Rehabilitation and Healing		369	34	8%	403
SOLARIS HEALTHCARE BAYONET POINT		385	16	4%	401
ADVENTHEALTH EXPRESS CARE AT		326	72	18%	398
BRISTOL AT TAMPA, THE	4	386	8	2%	398
PEDIATRICS BY THE SEA		379	17	4%	396
MINI ER AND URGENT CARE		289	105	27%	394
SUNLAND MARIANNA COX MEDICAL CENTER		351	43	11%	394
PORT SAINT LUCIE HOSPITAL		385	9	2%	394
BLOUNTSTOWN REHABILITATION CENTER LLC		288	106	27%	394
KINDRED HOSPITAL	10	367	17	4%	394
BONIFAY NURSING AND REHAB CENTER		363	30	8%	393
DIAGNOSTIC & CLINICAL CARE SERVICES INC DBA		316	77	20%	393
THE SPRINGS AT BOCA CIEGA BAY		383	9	2%	392
FAMILY CARE PARTNERS OF NORTHEAST FLORIDA LLC		318	74	19%	392
MOOSEHAVEN HEALTH CENTER		354	38	10%	392
ARTHREX MEDICAL CENTER	1	280	109	28%	390
HEALTHWORKS MED GROUP OF FLORIDA PA	3	379	8	2%	390
BAPTIST PRIMARY CARE, INC		362	28	7%	390
VILLAGE DOCTORS OF KEYSTONE		308	81	21%	389
BARBER		13	376	97%	389
MEMPHIS PATHOLOGY LABORATORY	4	365	20	5%	389

COVID-19: testing by laboratory

Data through Mar 22, 2021 verified as of Mar 23, 2021 at 09:25 AM

Data in this report are provisional and subject to change.

The numbers in the table below represent the number of Florida and non-Florida residents for whom test results were received by the Department of Health. A person can be tested by more than one laboratory and can have both positive and negative results. **Therefore, the sum of the numbers in each column will be larger than the total number of people tested.**

Reporting lab	Inconclusive	Negative	Positive	Percent positive	Total
LIFE CARE PONTE VEDRA INC		379	9	2%	388
PALMS OF SEBRING		353	34	9%	387
ST PETERSBURG PEDIATRICS-PARK BLVD		352	34	9%	386
FLORIDA HOSPITAL HEARTLAND MED CTR LAKE PLACID		293	93	24%	386
Bayside Care Center	1	364	20	5%	385
BERNHARDT LABORATORIES	1	321	63	16%	385
AYERS HEALTH & REHABILITATION CENTER		377	7	2%	384
UNIVERSITY OF TAMPA STUDENT HEALTH AND SHC CLINICAL LABORATORY		230	153	40%	383
BROOKDALE PADDOCK HILLS	2	377	2	1%	381
PEDIATRIC ASSOCIATES OF OCALA PA		349	31	8%	380
PruittHealth Panama City	1	314	64	17%	379
UR MEDICINE LABS- CENTRAL LABORATORY		355	24	6%	379
BARTON HEALTH ALLIANCE	3	331	45	12%	379
NATIONS BEST FAMILY HEALTH CARE		199	179	47%	378
BAYA PHARMACY WEST		8	368	98%	376
DIGNITY HEALING, LLC		360	15	4%	375
TRI-COUNTY NURSING AND REHABILITATION CENTER INC		360	15	4%	375
SERENADES IN THE VILLAGES		322	53	14%	375
ADVENTHEALTH EXPRESS CARE AT WALGREENS 49TH STREET		317	57	15%	374
FAIR HAVENS CENTER, OPCO		367	7	2%	374
PALM GARDEN OF WEST PALM BEACH ☐	4	354	15	4%	373
ACCESS MEDICAL CENTER	1	344	28	8%	373
Life Care Center of Ocala		304	69	18%	373
ST PETERSBURG PEDIATRICS-SEMINOLE BLVD		306	66	18%	372
SPECIALTY HEALTH AND REHABILITATION CENTER		347	25	7%	372
HENDRY REGIONAL MEDICAL CENTER		107	265	71%	372
URGENT CARE BETHESDA	1	318	52	14%	371
SEA BREEZE REHAB AND NURSING CENTER ☐		361	9	2%	370
Stacey Health Care Centers Inc. dba Riverside Care Center		341	29	8%	370
INFORM DIAGNOSTICS		360	9	2%	369
FLORIDA HEART & VASCULAR MULTISPECIALTY GROUP PA		270	98	27%	368
ADVENT HEALTH - TAMPA		148	220	60%	368
LIFE CARE CENTER OF WINTER HAVEN		350	18	5%	368
TRENTON MEDICAL CENTER INC DBA PALMS MEDICAL GROUP	4	270	93	25%	367
Consulate Health Care of North Fort Myers		355	12	3%	367
FAMILY EXPRESS URGENT CARE		5	361	99%	366
PLANT CITY PEDIATRICS	1	295	70	19%	366
WELL HEALTH WORKS	1	324	39	11%	364
solaris Healthcare Parkway	2	345	17	5%	364
HARDEE MANOR HEALTH CARE CENTER	1	359	3	1%	363
TRINITY REGIONAL REHAB CENTER		348	15	4%	363
VETERANS AFFAIRS MEDICAL CENTER - LAKE CITY		52	309	86%	361
HEALTH PARK CARE CENTER		357	4	1%	361
HEALTH CENTRAL PARK		295	66	18%	361
MANOR CARE OF BOYNTON BEACH LLC		336	24	7%	360
CHAUTAUQUA REHABILITATION AND NURSING CENTER		351	9	3%	360
ALTAMONTE MD		178	181	50%	359

COVID-19: testing by laboratory

Data through Mar 22, 2021 verified as of Mar 23, 2021 at 09:25 AM

Data in this report are provisional and subject to change.

The numbers in the table below represent the number of Florida and non-Florida residents for whom test results were received by the Department of Health. A person can be tested by more than one laboratory and can have both positive and negative results. **Therefore, the sum of the numbers in each column will be larger than the total number of people tested.**

Reporting lab	Inconclusive	Negative	Positive	Percent positive	Total
Bay Breeze Senior Living and Rehabilitation Center		304	53	15%	357
SUN COUNTRY PEDIATRICS PLLC	9	317	31	9%	357
VILLAGE DOCTORS FAMILY MEDICAL CENTER OF		292	64	18%	356
HARDEE COUNTY HEALTH DEPARTMENT		286	70	20%	356
AMBULATORY SURGERY CENTER OF BOCA RATON LTD		351	4	1%	355
HAINES CITY REHABILITATION AND NURSING CENTER		331	24	7%	355
ORCHARD RIDGE CARE AND REHABILITATION CENTER		336	19	5%	355
SABAL DIRECT PRIMARY CARE, PA		293	61	17%	354
SIGNATURE HEALTHCARE OF NORTH FLORIDA		349	4	1%	353
MY CLINICAL LAB		224	129	37%	353
MEDFAST URGENT CARE CENTER		122	230	65%	352
MANORCARE HEALTH SERVICES - VENICE		297	55	16%	352
VILLAGE AT VIENNA SQUARE,THE	6	329	17	5%	352
PALMETTO SUBACUTE CARE CENTER		340	11	3%	351
CORAL BAY HEALTHCARE AND REHABILITATION	1	338	12	3%	351
SANFORD LABORATORIES		325	26	7%	351
BAYSHORE DIAGNOSTICS		310	41	12%	351
OCEAN VIEW NURSING AND REHAB CENTER		334	16	5%	350
AVANTE AT OCALA INC	2	318	30	9%	350
ONESTOP MEDICAL AND URGENT CARE LLC		304	46	13%	350
SIPARADIGM, DIAGNOSTIC INFORMATICS		273	77	22%	350
Marshall Health and Rehabilitation Center		300	49	14%	349
HEALTH DESIGNS		332	14	4%	346
COLOR GENOMICS, INC.	2	338	6	2%	346
TAMARAC REHABILITATION & HEALTH CENTER		342	4	1%	346
ARCPOINT LABS OF SARASOTA MANATEE		266	79	23%	345
USAFSAM/PHE		174	170	49%	344
BAY VILLAGE OF SARASOTA INC		341	3	1%	344
Life Care Center of Punta Gorda	1	329	13	4%	343
WHITE-WILSON MEDICAL CENTER - NICEVILLE		303	40	12%	343
AVANTE AT MT DORA		338	4	1%	342
FAIRWAY OAKS CENTER LLC	6	330	6	2%	342
Parkview Rehabilitation Center at Winter Park		332	10	3%	342
HOLISTIX TREATMENT CENTERS		333	8	2%	341
ADVENT HEALTH CENTRA CARE - PALM COAST		80	261	77%	341
CORAL TRACE HEALTH CARE	2	333	5	1%	340
ATLANTIC SHORES NURSING AND REHAB CENTER	1	330	9	3%	340
ADVENT HEALTH - TIMBERRIDGE ER		288	52	15%	340
CRONOS CLINICAL LABORATORY	22	227	91	27%	340
TUSKAWILLA NURSING AND REHAB CENTER	2	331	7	2%	340
SPRINGTREE REHAB & HEALTH CARE CENTER		317	23	7%	340
SELECT REFERENCE LABORATORIES, LLC	1	326	12	4%	339
FL HUD DESTIN, LLC D/B/A GRAND BOULEVARD HEALTH		299	39	12%	338
EXCEL PEDIATRICS		286	52	15%	338
MEDICAL CENTER AT OCEAN REEF,THE		321	17	5%	338
HCSO OCCUPATIONAL HEALTH AND WELLNESS CENTER		264	73	22%	337
AVANTE AT LEESBURG INC		334	2	1%	336

COVID-19: testing by laboratory

Data through Mar 22, 2021 verified as of Mar 23, 2021 at 09:25 AM

Data in this report are provisional and subject to change.

The numbers in the table below represent the number of Florida and non-Florida residents for whom test results were received by the Department of Health. A person can be tested by more than one laboratory and can have both positive and negative results. **Therefore, the sum of the numbers in each column will be larger than the total number of people tested.**

Reporting lab	Inconclusive	Negative	Positive	Percent positive	Total
SEASIDE HEALTH AND REHABILITATION CENTER		275	58	17%	333
NORTH PINELLAS STATMED QUICK QUALITY CLINICS		236	97	29%	333
AZALEA TRACE PHYSICIAN SERVICES		328	4	1%	332
ELMHURST HOSPITAL CENTER	1	303	28	8%	332
AVENTURA REHAB AND NURSING CENTER		316	15	5%	331
SAMANTHA WILSON CARE CENTER	4	317	9	3%	330
WALGREENS 3173		303	27	8%	330
KISSIMMEE FACILITY OPERATIONS LLC		306	24	7%	330
LAKE EUSTIS HEALTH AND REHABILITATION CENTER		323	7	2%	330
Life Care Center at Wells Crossing		309	21	6%	330
ADVENT HEALTH - WESTCHASE ER		283	46	14%	329
PEDIATRIC HEALTH CARE ALLIANCE, PA		295	34	10%	329
ROSEWOOD HEALTH AND REHABILITATION CENTER		306	21	6%	327
SILVER CREEK SENIOR LIVING COMMUNITY		321	5	2%	326
PENSACOLA PEDIATRICS, PA		309	17	5%	326
Coastal Health and Rehabilitation Center		315	11	3%	326
EMERALD COAST PEDIATRICS & ADOL		298	27	8%	325
PIONEER CLINICAL LAB, LLC		212	113	35%	325
BAPTIST PRIMARY CARE INC	1	298	25	8%	324
24/7 PEDIATRIC CARE CENTERS INC		304	20	6%	324
MIDWAY SPECIALTY CARE CENTER	3	207	114	35%	324
ELMCROFT PINECREST	1	301	22	7%	324
LabCorp (Non-Interfaced)	1	125	196	61%	322
KENNEDY PAIN CLINIC GROUP LLC		289	33	10%	322
RIVERS FAMILY MEDICINE PA		241	81	25%	322
HOLIDAY CVS LLC DBA CVS/PHARMACY #0440		312	10	3%	322
DELTONA HEALTH CARE		298	24	7%	322
BEAR CREEK NURSING CENTER		316	5	2%	321
Life Care Center at Inverrary		310	9	3%	319
PruittHealth Santa Rosa		225	94	29%	319
PALMS REHABILITATION AND HEALTHCARE CENTER		282	37	12%	319
BIOCEPT		296	22	7%	318
COMMUNITY HEALTH AND REHABILITATION CENTER		256	62	19%	318
ARGO SENIOR LIVING AT HAVERHILL		298	20	6%	318
JACKSON PLAZA NURSING & REHAB CENTER	6	304	7	2%	317
GOOD SAMARITAN SOCIETY-DAYTONA		296	21	7%	317
FLORIDA HEALTH CARE PLANS			316	100%	316
The Care Center at Pinellas Park	1	307	8	3%	316
REHABILITATION CENTER OF LAKE CITY, THE		288	28	9%	316
BROOKDALE LAKE TAVARES		310	5	2%	315
KEY WEST HEALTH AND REHAB	1	306	7	2%	314
ESTERO ISLAND MEDICAL CENTER		249	64	20%	313
ST LUCIE EMPLOYEE HEALTH & WELLNESS CENTER		307	6	2%	313
GENESIS MEDICAL LABORATORY MIAMI FL.		83	230	73%	313
E-LAB OF FLORIDA		281	32	10%	313
AVELLINO LAB USA, INC	1	299	12	4%	312
MEDEXPRESS LUTZ		3	309	99%	312

COVID-19: testing by laboratory

Data through Mar 22, 2021 verified as of Mar 23, 2021 at 09:25 AM

Data in this report are provisional and subject to change.

The numbers in the table below represent the number of Florida and non-Florida residents for whom test results were received by the Department of Health. A person can be tested by more than one laboratory and can have both positive and negative results. **Therefore, the sum of the numbers in each column will be larger than the total number of people tested.**

Reporting lab	Inconclusive	Negative	Positive	Percent positive	Total
PHYSICIANS REGIONAL WALK-IN		190	122	39%	312
TAVARES PEDIATRICS		262	49	16%	311
SOUTHWEST ORLANDO FAMILY MEDICINE, PL		260	51	16%	311
FAMILY CARE PARTNERS OF NE FLORIDA LLC		238	72	23%	310
UNIVERSITY OF CENTRAL FLORIDA HEALTH SERVICES		307	2	1%	309
ST CATHERINE'S WEST REHABILITATION HOSPITAL		296	13	4%	309
ST JUDE CHILDREN'S RESEARCH HOSPITAL		293	15	5%	308
REGENTS PARK OF BOCA RATON□		305	3	1%	308
LASER & SURGERY CENTER OF THE PALM BEACHES□		306	2	1%	308
HOLLEY NAVARRE MEDICAL CLINIC		229	78	25%	307
Life Care Center of Sarasota		293	13	4%	306
JAMES A HALEY VETERANS HOSPITAL			306	100%	306
JACKSONVILLE KIDS PEDIATRICS, PLLC		273	33	11%	306
Solaris Healthcare Lake Bennet		269	36	12%	305
LAKELAND REGIONAL HEALTH SYSTEMS INC		39	266	87%	305
AMERICAN FINNISH NURSING HOME	2	294	8	3%	304
LUTHERAN HAVEN		295	9	3%	304
HEATHER HILL HEALTHCARE CENTER		258	46	15%	304
ST JAMES HEALTH AND REHABILITATION CENTER		219	85	28%	304
SAINTS 120 LLC	1	267	34	11%	302
HOMESTEAD MANOR	2	259	41	14%	302
OKEECHOBEE COUNTY HEALTH DEPT	1	212	88	29%	301
URGENT CARE EXPRESS LLC		1	300	100%	301
Avante at Inverness		297	3	1%	300
MY HEALTHY BLUEPRINT BY BAPTIST HEALTH CARE		248	52	17%	300
ROSEN MEDICAL CENTER		259	41	14%	300
ADVANCED AMBULATORY SURGERY CENTER		286	13	4%	299
BOCA BIOLISTICS REFERENCE LABORATORY	2	185	112	37%	299
DEPARTMENT OF HEALTH BUREAU OF FAMILY		292	6	2%	298
CLARE BRIDGE ORMOND BEACH	1	297			298
FRICKS PHARMACY		236	62	21%	298
ENCOMPASS HEALTH REHABILITATION HOSPITAL OF SUNRISE	8	283	6	2%	297
OSPREY LODGE		238	59	20%	297
BUENA VISTA URGENT CARE		264	33	11%	297
BROOKDALE DESTIN		284	12	4%	296
MANOR CARE OF NAPLES FL LLC		292	3	1%	295
CROSS POINTE CARE CENTER	2	287	6	2%	295
WIMAUMA COMMUNITY HEALTH CENTER		239	55	19%	294
BAY COUNTY SHERIFFS OFFICE JAIL FACILITY		249	45	15%	294
LAKE PARK OF MADISON		282	11	4%	293
LONGWOOD FAMILY PRACTICE		224	69	24%	293
Avante at Orlando	1	286	6	2%	293
MANORCARE AT LELY PALMS		288	5	2%	293
Solaris Healthcare Coconut Creek		287	6	2%	293
SIGNATURE HEALTHCARE AT THE COURTYARD		246	47	16%	293
NORTHWEST MEDICAL CENTER CLINICAL LABORATORY		175	118	40%	293
PALM BEACH PEDIATRICS PA	2	255	36	12%	293

COVID-19: testing by laboratory

Data through Mar 22, 2021 verified as of Mar 23, 2021 at 09:25 AM

Data in this report are provisional and subject to change.

The numbers in the table below represent the number of Florida and non-Florida residents for whom test results were received by the Department of Health. A person can be tested by more than one laboratory and can have both positive and negative results. **Therefore, the sum of the numbers in each column will be larger than the total number of people tested.**

Reporting lab	Inconclusive	Negative	Positive	Percent positive	Total
The Grove Health and Rehabilitation		269	23	8%	292
Heartland Healthcare of Ft. Myers	1	290	1	0%	292
BIOIQ		243	48	16%	291
CONSULATE HEALTH CARE OF SAFETY HARBOR		283	7	2%	290
TALLAHASSEE NHHI LLC	1	262	27	9%	290
LA MER NH LLC		285	5	2%	290
SILVERCREST HEALTH AND REHABILITATION CENTER	3	278	8	3%	289
PALM GARDEN OF GAINESVILLE	2	285	2	1%	289
AUBURN UNIVERSITY MEDICAL CLINIC		227	62	21%	289
AMERICAN HEALTH ASSOCIATES INC	1	270	17	6%	288
CHEEK AND SCOTT DRUGS INC		238	49	17%	287
RULEME CENTER	2	259	26	9%	287
LODGE HEALTH AND REHABILITATION CENTER, THE		255	32	11%	287
ACCURATE DIAGNOSTIC LABS, INC		270	17	6%	287
BRIDGEWATER PARK HEALTH AND REHAB		257	29	10%	286
TIERRA PINES CENTER		272	12	4%	284
AURORA DIAGNOSTICS BERNHARDT LABORATORIES PATHOLOGY SERVICE		190	93	33%	283
Avante at St Cloud, Inc.		274	8	3%	282
DOCTORS MEMORIAL HOSPITAL		155	127	45%	282
W FRANK WELLS NURSING HOME		253	28	10%	281
HUNT CLUB PEDIATRIC ASSOCIATES, P.A.		239	41	15%	280
FLETCHER HEALTH AND REHABILITATION CENTER		279	1	0%	280
BAYA POINTE NURSING AND REHABILITATION		197	83	30%	280
PERSONALIZED GENETIC TESTING	1	183	95	34%	279
HOSPICE OF LAKE & SUMTER INC	1	272	6	2%	279
WESTCHESTER GARDENS LIMITED PARTNERSHIP		272	6	2%	278
DAVID SCOTT MADWAR MD PA		251	27	10%	278
renaissance health and rehabilitation center		259	19	7%	278
AVON PARK PEDIATRICS INC	3	249	25	9%	277
HARBOURWOOD	1	272	4	1%	277
PRUITT HEALTH-SANTA ROSA		275	2	1%	277
Crossbreeze care center	1	274	2	1%	277
FLORIDA KEYS PEDIATRICS & ADOLESCENT CENTER		263	14	5%	277
VILLAGES REGIONAL HOSPITAL SURGERY CENTER LLC, THE		218	58	21%	276
Rehabilitation Center for Park Place LLC		265	11	4%	276
SOLARIS HEALTHCARE IMPERIAL		267	8	3%	275
Glades West Rehabilitation and Nursing Center		266	8	3%	274
DAYTONA BEACH HEALTH AND REHAB CENTER		272			272
CENTERSTONE OF FLORIDA		253	19	7%	272
NASSAU COUNTY JAIL		229	43	16%	272
VILLAGE PLACE NH LLC		248	24	9%	272
FOUNTAIN INN NURSING & REHABILITATION CTR, INC		265	6	2%	271
STERLING HOUSE OF DELAND		270	1	0%	271
Sunset Point Center		267	4	1%	271
Premier Place at The Glenview		260	9	3%	269
USA HEALTH UNIVERSITY HOSPITAL CLINICAL LABORATORY	1	258	10	4%	269
BOULEVARD REHABILITATION CENTER		254	14	5%	268

COVID-19: testing by laboratory

Data through Mar 22, 2021 verified as of Mar 23, 2021 at 09:25 AM

Data in this report are provisional and subject to change.

The numbers in the table below represent the number of Florida and non-Florida residents for whom test results were received by the Department of Health. A person can be tested by more than one laboratory and can have both positive and negative results. **Therefore, the sum of the numbers in each column will be larger than the total number of people tested.**

Reporting lab	Inconclusive	Negative	Positive	Percent positive	Total
Concordia Village of Tampa AL		263	5	2%	268
VETERANS AFFAIRS MEDICAL CENTER - MIAMI		2	266	99%	268
STATMED QUICK QUALITY CLINIC AT NORTH PINELLAS		66	202	75%	268
ADVENT HEALTH CARE CENTER	9	246	13	5%	268
ADVENT HEALTH CENTRA CARE - ORMOND BEACH		113	155	58%	268
West Melbourne Health and Rehabilitation Center		266	1	0%	267
CHIPOLA HEALTH AND REHAB		250	17	6%	267
BRENTWOOD RETIREMENT COMMUNITY	5	231	31	12%	267
LUIS A GHIGLINO MD PA		258	9	3%	267
Vi at Lakeside Village Skilled Nursing		254	12	5%	266
HAVEN OF OUR LADY OF PEACE INC		258	8	3%	266
EPWORTH VILLAGE RETIREMENT COMMUNITY		262	4	2%	266
SERANADES BY SONATA WEST ORANGE		236	29	11%	265
PROTEUS MOLECULAR AND CLINICAL LAB	1	152	112	42%	265
SARAPATH DIAGNOSTICS		142	121	46%	263
WHITE WILSON MEDICAL IMMEDIATE CARE NICEVILLE		46	217	83%	263
RIVERWOOD HEALTH NH LLC		224	39	15%	263
WESTWOOD HEALTHCARE SNF		216	46	18%	262
CHURCH OF SCIENTOLOGY FLAG SERVICE ORGANIZATION		259	3	1%	262
CHIPOLA MEDICAL ASSOCIATES, LLC		186	76	29%	262
PAVILION FOR HEALTHCARE, THE		260	2	1%	262
MACCLENNY NURSING AND REHAB		242	18	7%	260
CLIFFORD CHESTER SIMS VA NURSING HOME		251	9	3%	260
BROWARD NURSING & REHABILITATION CTR	8	238	14	5%	260
CONSULATE HEALTHCARE OF KISSIMMEE		247	12	5%	259
DE LUNA HEALTH AND REHABILITATION CENTER		235	23	9%	258
FLORIDA WOMAN CARE LABORATORY LLC		232	26	10%	258
FIRST CHOICE PRIMARY CARE		207	51	20%	258
AZALEA TRACE		245	13	5%	258
Chatsworth at PGA National, LLC		246	12	5%	258
Surrey Place Healthcare and Rehabilitation		255	2	1%	257
RENAISSANCE AT THE TERRACES		256	1	0%	257
FLORIDA ATLANTIC UNIVERSITY STUDENT HEALTH		217	39	15%	256
ABBOTT LABORATORIES		166	89	35%	255
MARTIN MEMORIAL MEDICAL CENTER LAB		128	126	50%	254
SHELL POINT VILLAGE MEDICAL CENTER		246	7	3%	253
ADVENT HEALTH - ORLANDO		194	59	23%	253
LAKESIDE NEUROLOGIC		241	10	4%	251
ARBOR FACILITY INC		250	1	0%	251
FAMILY MEDICAL CARE OF PALM BEACH		190	60	24%	250
BOND CLINIC, PA		183	67	27%	250
Solaris Senior Living North Naples ALF		241	9	4%	250
BUREAU OF CLINICAL LABORATORIES		208	41	16%	249
METROPOLITAN HOSPITAL CENTER		242	7	3%	249
FORT MYERS REHABILITATION AND NURSING CENTER		223	26	10%	249
Cross Gardens Care Center		248	1	0%	249
MIAMI JEWISH HEALTH SYSTEMS, INC	4	236	9	4%	249

COVID-19: testing by laboratory

Data through Mar 22, 2021 verified as of Mar 23, 2021 at 09:25 AM

Data in this report are provisional and subject to change.

The numbers in the table below represent the number of Florida and non-Florida residents for whom test results were received by the Department of Health. A person can be tested by more than one laboratory and can have both positive and negative results. **Therefore, the sum of the numbers in each column will be larger than the total number of people tested.**

Reporting lab	Inconclusive	Negative	Positive	Percent positive	Total
CARRINGTON PLACE OF ST PETE LLC		242	6	2%	248
PRINCIPLE LABORATORY	5	238	5	2%	248
ST MARK VILLAGE	1	242	5	2%	248
KR at Hillsborough Lakes/Lutz Healthcare		237	10	4%	247
AMELIA MEDICAL CARE		97	150	61%	247
NORTH FLORIDA PEDIATRICS - MARIANNA		208	39	16%	247
AVECINA MOBILE		121	125	51%	246
CITY OF PORT SAINT LUCIE		227	19	8%	246
CYPRESS COVE		240	6	2%	246
Heritage Healthcare at Tallahassee		239	7	3%	246
ADVENTHEALTH EXPRESS CARE AT WESLEY CH		218	27	11%	245
ROSEWOOD HEALTHCARE & REHABILITATION CENTER		239	6	2%	245
PONTE VEDRA GARDENS		243	1	0%	244
MALABAR/ADVENT CENTRA CARE		48	196	80%	244
JACKSONVILLE UNIVERSITY	1	229	13	5%	243
APLS SERVICES LLC D/B/A CLEAR DIAGNOSTICS	12	229	2	1%	243
BAYVIEW CENTER		238	5	2%	243
HEARTLAND PEDIATRICS OF LAKE PLACID PA	1	212	30	12%	243
FLORIDA CLINICAL LABORATORY-BIOREFERENCE LABORATORIES		92	151	62%	243
EDGEWATER AT WATERMAN VILLAGE,THE		228	15	6%	243
ARCHER HEALTH VENTURES, LLC		217	25	10%	242
WALGREENS 10670		212	30	12%	242
GOOD SAMARITAN CARES		236	5	2%	241
HOMESTEAD VILLAGE		229	11	5%	240
CLARE BRIDGE OF SARASOTA		238	2	1%	240
TERRACES OF LAKE WORTH CARE CENTER□		228	12	5%	240
CONEY ISLAND HOSPITAL		232	7	3%	239
UCC - WELLINGTON		3	236	99%	239
PALM GARDEN OF AVENTURA		236	3	1%	239
ORANGE COUNTY HEALTH DEPT		228	11	5%	239
AMERICAN HOUSE SENIOR LIVING		189	50	21%	239
TGH		1	236	100%	237
WASHINGTON REHAB AND NURSING		227	10	4%	237
PEDIATRICS IN BREVARD PA		188	49	21%	237
FELLOWSHIP HOME AT THE FAIRWAY LLC		229	7	3%	236
Consulate Health Care of St. Petersburg		229	7	3%	236
RITECARE MEDICAL CENTER		164	72	31%	236
ST AUGUSTINE HEALTH & REHAB CENTER		235	1	0%	236
LORI MCAULIFFE MD PA		207	29	12%	236
REGENTS PARK AT AVENTURA		221	14	6%	235
BAY TREE CARE AND REHABILITATION CENTER		197	38	16%	235
ARCPPOINT LABS OF ST PETERSBURG		152	83	35%	235
OAK HAMMOCK AT THE UNIVERSITY OF FLORIDA		229	6	3%	235
Chatham Glen Healthcare and Rehabilitation Center		226	8	3%	234
ATLANTIC URGENT CARE		155	78	33%	233
LAKEVIEW INTERNAL MEDICINE		176	57	24%	233
SUNCOAST URGENT CARE		178	55	24%	233

COVID-19: testing by laboratory

Data through Mar 22, 2021 verified as of Mar 23, 2021 at 09:25 AM

Data in this report are provisional and subject to change.

The numbers in the table below represent the number of Florida and non-Florida residents for whom test results were received by the Department of Health. A person can be tested by more than one laboratory and can have both positive and negative results. **Therefore, the sum of the numbers in each column will be larger than the total number of people tested.**

Reporting lab	Inconclusive	Negative	Positive	Percent positive	Total
THE VILLAGES REGIONAL HOSPITAL FREESTANDING		208	24	10%	232
MANDARIN PEDIATRICS		210	22	9%	232
ARDEN COURTS OF TAMPA	2	224	5	2%	231
ManorCare Health Services-Palm Harbor	1	229			230
WHITE WILSON MEDICAL CENTER IMMEDIATE CARE		122	108	47%	230
220 GOLDEN, LLC	1	213	16	7%	230
PALM BEACH COUNTY FIREFIGHTERS HEALTH CLINIC, LLC		189	41	18%	230
LYNN HAVEN SPORTS COMPLEX-WALKON CLINIC		21	209	91%	230
Lake Port Square Health Center		212	16	7%	228
AVANTE AT ORMOND BEACH INC		221	6	3%	227
SEAVIEW NURSING AND REHABILITATION CENTER		218	9	4%	227
PARKS HEALTHCARE & REHABILITATION CTR	4	211	11	5%	226
Lakewood Nursing Center		197	29	13%	226
CCS - JOSEPH V CONTE		223	2	1%	225
SAMIR EBEID MD		202	23	10%	225
PARTICLE THEORY LABS		204	20	9%	224
LEHIGH VALLEY GENOMICS			223	100%	223
WIREGRASS DIRECT PRIMARY CARE PLLC		190	33	15%	223
MIAMI CEREBRAL PALSY RESIDENTIAL		222	1	0%	223
THE RESIDENCE AT TIMBER PINES	4	194	25	11%	223
NORTH FLORIDA PEDIATRICS PA - DUVAL		193	29	13%	222
CONCIMED LLC		199	23	10%	222
DISCOVERY VILLAGE AT MELBOURNE		195	27	12%	222
EDGEWOOD NURSING CENTER		213	9	4%	222
PINNACLES PEDS CARE PA		222			222
POMPANO REHABILITATION AND NURSING CTR		222			222
HOLISTIC PEDIATRICS GROUP LLC		200	21	10%	221
ASCENSION MEDICAL GROUP		5	215	98%	220
ST ANTHONYS REHABILITATION HOSPITAL	9	209	2	1%	220
Signature healthcare of Jacksonville		215	5	2%	220
FLORIDA STATE HOSPITAL CLINICAL LABORATORY		218	2	1%	220
ANGELS DIAGNOSTIC GROUP		174	45	21%	219
WOOD LAKE HEALTH AND REHABILITATION CENTER		219			219
Boynton Beach Rehabilitation Center	2	213	4	2%	219
CORAL REEF NURSING & REHABILITATION CENTER		212	6	3%	218
LAKE PORT SQUARE		200	17	8%	217
VI AT BENTLEY VILLAGE HOME CARE		216	1	0%	217
FORT PIERCE HEALTH CARE		210	7	3%	217
PADDOCK RIDGE		214	3	1%	217
THE MANOR AT CARPENTERS		185	32	15%	217
ST. CLOUD REGIONAL MEDICAL CENTER		199	18	8%	217
SURREY PLACE CARE CENTER		211	6	3%	217
BROOKDALE ATRIM WAY		210	6	3%	216
NSPIRE HEALTHCARE LAUDERHILL		210	6	3%	216
CORAL GABLES NURSING & REHABILITATION CENTER		206	10	5%	216
Orchid Cove at Sarasota		214	1	0%	215
LCS SANDHILL COVE LLC DBA	6	200	9	4%	215

COVID-19: testing by laboratory

Data through Mar 22, 2021 verified as of Mar 23, 2021 at 09:25 AM

Data in this report are provisional and subject to change.

The numbers in the table below represent the number of Florida and non-Florida residents for whom test results were received by the Department of Health. A person can be tested by more than one laboratory and can have both positive and negative results. **Therefore, the sum of the numbers in each column will be larger than the total number of people tested.**

Reporting lab	Inconclusive	Negative	Positive	Percent positive	Total
VETERANS AFFAIRS ORLANDO VA MEDICAL CENTER			215	100%	215
GATEWAY/ADVENT CENTRA CARE	1	24	190	88%	215
DOCTORS MEMORIAL FAMILY MEDICINE	2	148	65	30%	215
KEY LARGO - LARGO CARGO		193	21	10%	214
MARTIN ACQUISITION 1 LLC DBA		201	13	6%	214
BLOCK, NATION, CHASE, AND SMOLEN FAMILY MEDICINE		157	57	27%	214
ELLENTON PEDIATRICS PA		200	14	7%	214
COLONY CLUB ALF,THE	1	199	13	6%	213
Consulate Healthcare of West Palm Beach		197	16	8%	213
MADISON FACILITY INC		212	1	0%	213
MORSELIFE MEMORY CARE RESIDENCE		204	9	4%	213
PENSACOLA PEDIATRICS - PACE		201	11	5%	212
LIFE CARE CENTER OF PORT ST. LUCIE		200	12	6%	212
ADVENT HEALTH - LAKE NONA		183	29	14%	212
San Jose Health & Rehabilitation		206	6	3%	212
Bayside Health and Rehabilitation		181	31	15%	212
CONSULATE HEALTH CARE OF WINTER HAVEN		209	3	1%	212
CHILDREN MED CARE INC		179	33	16%	212
POCONO MEDICAL CENTER		212			212
MACTOWN, INC		209	2	1%	211
SUNRISE DIAGNOSTIC LABORATORY		158	53	25%	211
FLAGLER COUNTY DETENTION CENTER		199	12	6%	211
BORLAND GROOVER CLINIC	1	173	37	18%	211
SUPERIOR RESIDENCES OF PANAMA CITY BEACH		205	6	3%	211
EVENT MED SERVICES LABORATORY		205	5	2%	210
HEALTH FIRST - HOLMES REGIONAL MEDICAL CENTER		32	178	85%	210
ST VINCENT'S AMBULATORY CARE INC DBA	2	177	31	15%	210
IMA MEDICAL GROUP		143	67	32%	210
BODYK		206	4	2%	210
GOOD SAMARITAN SOCIETY OF DELAND		199	11	5%	210
GUEST HOUSE OCALA, THE		204	6	3%	210
Royal Oaks Nursing and Rehab		209	1	0%	210
Taylor Care Center		204	5	2%	209
THE PALACE NURSING AND REHABILITATION CENTER		209			209
SPRINGS AT LAKE POINTE WOODS		207	2	1%	209
Avante at Lake Worth, Inc.		208	1	0%	209
Whispering Oaks	11	175	23	11%	209
Nspire Health Care Kendall		199	10	5%	209
HOSPICE OF ST FRANCIS INC		202	7	3%	209
Flagler Health and Rehabilitation		205	3	1%	208
FULGENT GENETICS	2	166	40	19%	208
DOS OF NORTH SHORES NURSING & REHAB CENTER		208			208
PALMS MEDICAL GROUP HIGH SPRINGS		174	33	16%	207
SOLARIS SENIOR LIVING VERO BEACH		198	8	4%	206
OAKBROOK HEALTH AND REHABILITATION CENTER	1	191	14	7%	206
ST PETERSBURG PEDIATRICS-EAST BAY	1	171	34	17%	206
LAKESIDE HEALTH CENTER		205			205

COVID-19: testing by laboratory

Data through Mar 22, 2021 verified as of Mar 23, 2021 at 09:25 AM

Data in this report are provisional and subject to change.

The numbers in the table below represent the number of Florida and non-Florida residents for whom test results were received by the Department of Health. A person can be tested by more than one laboratory and can have both positive and negative results. **Therefore, the sum of the numbers in each column will be larger than the total number of people tested.**

Reporting lab	Inconclusive	Negative	Positive	Percent positive	Total
CCS - PAUL REIN DETENTION FACILITY		139	66	32%	205
Cross Terrace REhabilitation		203	2	1%	205
DISCOVERY VILLAGE AT NAPLES		187	17	8%	204
ADVENT HEALTH CENTRA CARE - DAYTONA BEACH		94	110	54%	204
PCB CLINIC		159	45	22%	204
Sunnyside Nursing Home		201	3	1%	204
BAY VUE NURSING AND REHABILITATION CENTER		194	10	5%	204
GLENRIDGE ON PALMER RANCH,THE		195	8	4%	203
BROOKDALE OF SPRING HILL	9	192	2	1%	203
PATHGROUP LABS LLC		97	105	52%	202
POLK COUNTY HEALTH DEPARTMENT		178	24	12%	202
ADVENT HEALTH CENTRA CARE - APOPKA NORTH		172	30	15%	202
CONSULATE HEALTH CARE OF MELBOURNE		196	5	2%	201
MATHISON RETIREMENT COMMUNITY, INC	1	192	8	4%	201
Governors Creek Health and Rehabilitation	1	198	2	1%	201
ARDEN COURTS OF SEMINOLE		160	41	20%	201
INN AT ASTON GARDENS, THE		194	7	3%	201
VAMC WEST PALM LAB		5	196	98%	201
STERLING HOUSE OF WINTER HAVEN		198	3	1%	201
SANDY PINES	2	180	19	9%	201
HERITAGE HEALTHCARE AND REHABILITATION CENTER		195	5	3%	200
CORNERSTONE MEDICAL CARE OF BRANDON PL		104	96	48%	200
PALM HARBOR FAMILY PRACTICE & WALK-IN		152	47	24%	199
SOUTHLAND SUITES OF ORMOND BEACH	4	195			199
LAKE VIEW CARE CENTER AT DELRAY		193	6	3%	199
ALLIANCE PEDIATRICS PA		194	5	3%	199
PATHWAY PHARMACY		165	34	17%	199
FLORIDA HEALTH CARE PLAN INC		2	197	99%	199
ADVENT HEALTH - CARROLLWOOD	4	169	26	13%	199
BOCA RATON REHABILITATION CENTER	4	191	3	2%	198
DEPARTMENT OF HEALTH & HUMAN SERVICES		198			198
Avante of Boca Raton		198			198
LAUREL POINT CARE ACQUISITION LLC DBA SANDGATE GARDENS REHAB AND NURSI		171	27	14%	198
ADVANCED MEDICAL GROUP		1	197	99%	198
The Waterford		194	3	2%	197
JUPITER MEDICAL CENTER URGENT CENTER		158	39	20%	197
BRADEN RIVER REHABILITATION CENTER LLC		196	1	1%	197
MIRACLE HILL NURSING & REHABILITATION CENTER INC		191	6	3%	197
ST JOSEPH'S HOSPITAL LABORATORY			197	100%	197
ABBIEJEAN RUSSELL CARE CENTER□		195	1	1%	196
NO FLORIDA PEDIATRICS, PA		169	27	14%	196
MEDLAB DIAGNOSTICS, LLC		181	15	8%	196
Avante at Melbourne		192	3	2%	195
TARPON POINT NURSING AND REHABILITATION CENTER		192	3	2%	195
Heritage Park Rehabilitation & Healthcare		177	18	9%	195
AFTER HOURS PEDIATRICS INC	1	1	193	99%	195
AMA MEDICAL GROUP LLC		162	32	16%	194

COVID-19: testing by laboratory

Data through Mar 22, 2021 verified as of Mar 23, 2021 at 09:25 AM

Data in this report are provisional and subject to change.

The numbers in the table below represent the number of Florida and non-Florida residents for whom test results were received by the Department of Health. A person can be tested by more than one laboratory and can have both positive and negative results. **Therefore, the sum of the numbers in each column will be larger than the total number of people tested.**

Reporting lab	Inconclusive	Negative	Positive	Percent positive	Total
BEACON AT GULF BREEZE, THE	2	181	11	6%	194
PBC FIREFIGHTER BENEFIT FUND WELLNESS CENTER		155	38	20%	193
TUSCAN GARDENS OF PALM COAST		188	5	3%	193
SARNO EXTENDED HOURS		124	69	36%	193
BHA TITUSVILLE CLINIC		181	12	6%	193
MARION AND BERNARD L SAMSON NURSING CENTER		189	4	2%	193
GRACE PEDIATRICS		161	31	16%	192
FINLAY CLINICAL LABORATORY INC	1	39	152	79%	192
CYPRESS POINT LIVING, LLC		177	15	8%	192
PARK MEADOWS HEALTH AND REHABILITATION CENTER		191			191
MEDICAL CONSULTANTS OF FLORIDA LLC	1	157	33	17%	191
HEALTH LINK DIAGNOSTIC LABORATORIES		182	9	5%	191
NEW YORK CITY DEPARTMENT OF HEALTH & MENTAL		157	34	18%	191
WALGREENS 4915	1	170	19	10%	190
CARENOW LAKE MARY		45	145	76%	190
NEO GENOMICS - FORT MYERS	1	183	6	3%	190
UNIVERSITY OF MIAMI		62	127	67%	189
RIVERWOOD CENTER,THE		179	10	5%	189
PATRIOT MEDICAL LABORATORIES		181	8	4%	189
BARKLEY PLACE	1	184	4	2%	189
LAB CORP	1	110	78	41%	189
WOMEN'S CARE FLORIDA LABORATORY		183	5	3%	188
FIRST CHOICE PEDIATRICS SEMORAN		97	91	48%	188
KINDRED HOSPITAL THE PALM BEACHES		183	5	3%	188
OCEAN REEF MEDICAL CENTER		150	38	20%	188
PLANTATION NURSING & REHAB CENTER		187			187
FARAH MEDICAL		175	12	6%	187
JACKSONVILLE VA UNIVERSITY OPC	4	177	6	3%	187
JUPITER MEDICAL CENTER URGENT CARE - STUART		137	49	26%	186
VIERA MANOR ASSISTED LIVING RESIDENCE		179	7	4%	186
GULF COAST MEDICAL CENTER		182	4	2%	186
ALLSOUTH URGENT CARE		19	167	90%	186
LEESBURG PEDIATRICS		161	25	13%	186
ANTHEM LAKES LLC		151	35	19%	186
BRUCE S WEST MD	1	184	1	1%	186
CSL PLASMA		31	155	83%	186
ADVENT		172	13	7%	185
HOSPITAL FOR SPECIAL SURGERY		182	3	2%	185
NIGHT LITE PEDIATRICS WINTER GARDEN		144	41	22%	185
YOUR FAMILY WALK-IN CLINIC		13	172	93%	185
MIDWAY PRIMARY CARE, LLC	11	103	71	38%	185
ST. JAMES BAY HEALTH AND REHABILITATION CENTER		183	1	1%	184
The Ponce Therapy Care Center		180	4	2%	184
CANTERFIELD OF CLAY COUNTY		146	38	21%	184
GEORGIA DEPARTMENT OF PUBLIC HEALTH	1	5	178	97%	184
BAPTIST HEALTH PRIMARY CARE	1	134	49	27%	184
LIFE CARE CENTER OF ALTAMONTE SPRINGS		157	27	15%	184

COVID-19: testing by laboratory

Data through Mar 22, 2021 verified as of Mar 23, 2021 at 09:25 AM

Data in this report are provisional and subject to change.

The numbers in the table below represent the number of Florida and non-Florida residents for whom test results were received by the Department of Health. A person can be tested by more than one laboratory and can have both positive and negative results. **Therefore, the sum of the numbers in each column will be larger than the total number of people tested.**

Reporting lab	Inconclusive	Negative	Positive	Percent positive	Total
LABCORP BURLINGTON		145	38	21%	183
ADVENT HEALTH CENTRA CARE - WESLEY CHAPEL		13	170	93%	183
CRYSTAL RIVER HEALTH & REHAB		181	1	1%	182
KENILWORTH CARE & REHABILITATION CENTER		172	10	5%	182
BROOKDALE ORANGE PARK		181	1	1%	182
HAWKINS FAMILY MEDICINE LLC	1	130	51	28%	182
GLADES HEALTH CARE CENTER		178	3	2%	181
HIGHLANDS URGENT CARE			181	100%	181
JACKSONVILLE NURSING AND REHAB CENTER		173	8	4%	181
Emory L Bennett State Veterans Nursing Home		178	3	2%	181
SOUTH BALDWIN REGIONAL MEDICAL CENTER		169	12	7%	181
EDWARD J HEALEY REHAB & NURSING CENTER		181			181
MIAMI VA HEALTHCARE SYSTEM			181	100%	181
NADAL PEDIATRICS - VICTORIA STREET (3385)		153	28	15%	181
PHYSICIANS REGIONAL MEDICAL CENTER - PINE RIDGE		20	160	89%	180
STERLING HOUSE OF PUNTA GORDA		179	1	1%	180
ZON BEACHSIDE LLC☐		142	37	21%	179
MILLENNIUM PHYSICIAN GROUP LLC		156	23	13%	179
PRIMECARE OF DOTHAN		124	54	30%	178
SUNY UPSTATE MEDICAL UNIVERSITY		163	15	8%	178
JUNO DERMATOLOGY LLC		161	17	10%	178
ARDEN COURTS OF LARGO FL, LLC		156	22	12%	178
STAR CARE		154	23	13%	177
ADVENT HEALTH CENTRA CARE - CARROLLWOOD		5	172	97%	177
ALL SEASONS NAPLES LLC☐		172	5	3%	177
MEDICATION ROOMS-CSU/CI NURSE STATION	1	164	11	6%	176
SUMMERFIELD EMERGENCY ROOM		132	44	25%	176
PINELLAS CARE CENTER		145	31	18%	176
TUSCAN GARDENS OF VENETIA MANAGEMENT COMPANY		163	13	7%	176
GENE BY GENE		61	115	65%	176
ORLANDO HEALTH EMERGENCY DEPARTMENT		163	12	7%	175
CARE CENTERS OF NASSAU		172	3	2%	175
ROSECASTLE OF CITRUS		145	30	17%	175
PEDIATRIC SPECIALISTS MEDICAL GROUP☐	1	162	12	7%	175
CANTERFIELD OF OCALA, LLC		163	11	6%	174
ASTON GARDENS AT PELICAN MARSH		169	5	3%	174
US MEDICAL CARE, INC		155	19	11%	174
WORKPLACE SCREENING INTELLIGENCE			174	100%	174
QUICK CARE MED LLC	1	121	52	30%	174
The Inn at Sarasota Bay Club		172	2	1%	174
ANCHOR CARE AND REHABILITATION CENTER		173	1	1%	174
BENDERSON FAMILY SKILLED NURSING AND☐		157	17	10%	174
EXOSOME DIAGNOSTICS	1	154	18	10%	173
DOLPHIN POINTE HEALTH CARE LLC		153	20	12%	173
GEORGE SAFRAN MD PC		160	13	8%	173
CENTRAL FLORIDA HEALTHCARE GROUP LLC		151	21	12%	172
NORTH FLORIDA INTERNAL MEDICINE PA		138	34	20%	172

COVID-19: testing by laboratory

Data through Mar 22, 2021 verified as of Mar 23, 2021 at 09:25 AM

Data in this report are provisional and subject to change.

The numbers in the table below represent the number of Florida and non-Florida residents for whom test results were received by the Department of Health. A person can be tested by more than one laboratory and can have both positive and negative results. **Therefore, the sum of the numbers in each column will be larger than the total number of people tested.**

Reporting lab	Inconclusive	Negative	Positive	Percent positive	Total
BAPTIST HEALTH URGENT CARE AT PLANTATION		136	35	20%	171
FORT WALTON REHABILITATION CENTER		133	38	22%	171
Sunrise Health and Rehabilitation Center		163	8	5%	171
ROSECASTLE OF ZEPHRHILLS		168	3	2%	171
BROOKDALE FORT MYERS THE COLONY		167	4	2%	171
FLORIDA DEPARTMENT OF HEALTH IN ALACHUA COUNTY -		156	14	8%	170
ARDEN COURTS OF FORT MYERS		164	6	4%	170
PEDIATRICS OF GREATER ORLANDO		146	24	14%	170
BRIGHTON EGGERT PHARMACY INC		163	7	4%	170
BAY EDUCATORS WELLNESS CENTER		113	57	34%	170
Life Care Center of Orlando		164	5	3%	169
HIGHLANDS LAKE CENTER		165	4	2%	169
CONCORD LIFE SCIENCES LLC	2	150	17	10%	169
HEALTHPOINT MED GRP OF THE EMERALD COAST LLC		136	32	19%	168
PANAMA CITY DEVELOPMENTAL CENTER☐		168			168
ARDEN COURTS OF DELRAY BEACH FL LLC	3	155	10	6%	168
MID FLORIDA PATHOLOGY LLC MOBILE UNIT #4		117	51	30%	168
ADVENT HEALTH CENTRA CARE - TEMPLE TERRACE	1	103	63	38%	167
A PLUS PEDIATRICS		145	22	13%	167
URGENT CARE OF THE PALM BEACHES, NORTH PALM BEACH			167	100%	167
SUWANNEE VALLEY NURSING CENTER		152	14	8%	166
COASTAL INTERNAL MEDICINE		128	38	23%	166
HUNT CLUB PEDIATRIC ASSOCIATES PA		104	62	37%	166
MEADOWCREST FAMILY PHYSICIANS		97	69	42%	166
MOBILE INFIRMARY MED CENTER PATH LAB		151	15	9%	166
CAYUGA MEDICAL CENTER AT ITHACA		160	5	3%	165
SENIOR LIVING VII TAMPA LLC☐	1	155	9	5%	165
THE ARLINGTON OF NAPLES INC.		162	3	2%	165
CITRUS HEALTH AND REHAB		132	33	20%	165
OSPREY VILLAGE AT AMELIA ISLAND LTD		155	10	6%	165
WOODBRIIDGE FACILITY INC		158	5	3%	163
WILLISTON PEDIATRICS PA	1	139	23	14%	163
BRADENTON HEALTH CARE		163			163
LAKEVIEW TERRACE RETIREMENT COMMUNITY		146	17	10%	163
FLORIDA DEPARTMENT OF HEALTH IN TAYLOR COUNTY	1	119	43	26%	163
TRI COUNTY NURSING HOME		162	1	1%	163
PRECISION GENETICS, INC		157	6	4%	163
COLLIER PHARMACY		130	32	20%	162
LAKE REGIONAL URGENT CARE		11	151	93%	162
NAIA		161	1	1%	162
WESLEY HAVEN VILLA	1	127	34	21%	162
SOMERBY LAKE NONA		154	7	4%	161
VIPEDIATRICS PLLC		146	15	9%	161
CHARTER SENIOR LIVING OF PANAMA CITY BEACH		139	21	13%	160
KEYSTONE REHAB		160			160
ARCADIA HEALTH AND REHABILITATION CENTER		100	60	38%	160
REGENCY PARK		142	18	11%	160

COVID-19: testing by laboratory

Data through Mar 22, 2021 verified as of Mar 23, 2021 at 09:25 AM

Data in this report are provisional and subject to change.

The numbers in the table below represent the number of Florida and non-Florida residents for whom test results were received by the Department of Health. A person can be tested by more than one laboratory and can have both positive and negative results. **Therefore, the sum of the numbers in each column will be larger than the total number of people tested.**

Reporting lab	Inconclusive	Negative	Positive	Percent positive	Total
FINNISH AMERICAN REST HOME-ALF		158	2	1%	160
VILLA MARIA WEST SKILLED NURSING FACILITY		153	7	4%	160
GREENBRIAR REHABILITATION AND NURSING CENTER	1	159			160
WEST COAST FAMILY MEDICAL CARE		125	34	21%	159
BROOKDALE PENSACOLA		158	1	1%	159
VITAS HEALTHCARE CORPORATION OF FL		144	15	9%	159
NORTH BEACH REHABILITATION CENTER		156	2	1%	158
BONITA PHARMACY		145	13	8%	158
TERRACE AT HOBE SOUND, THE	1	153	4	3%	158
SACRED HEART HEALTH SYSTEM INC		127	31	20%	158
MCW MENTAL HEALTH LLC		154	4	3%	158
WUESTHOFF REF LABORATORY			158	100%	158
ADVENT HEALTH - PALM HARBOR ER		124	34	22%	158
RIVERSIDE RECOVERY OF TAMPA		157	1	1%	158
EAST NEW YORK DIAGNOSTIC AND TREATMENT		149	8	5%	157
PROFESSIONAL URGENT CARE SERVICES		124	33	21%	157
DOCTORS MEMORIAL FAMILY PRACTICE	2	119	36	23%	157
TIMBERRIDGE NURSING HOME & REHAB		123	33	21%	156
SIGNATURE HEALTHCARE OF ORANGE PARK		153	3	2%	156
NORTH PORT REHABILITATION AND NURSING CENTER□		155	1	1%	156
Kindred Hospital South Florida Hollywood SNU		149	7	4%	156
HIALEAH SHORES NURSING AND REHAB CENTER		148	8	5%	156
AMERICAN FAMILY MEDICAL LLC		117	39	25%	156
Englewood Healthcare and Rehab		141	15	10%	156
KRYSTAL BAY NURSING AND REHABILITATION		151	5	3%	156
DESOTO PALMS ALF		150	5	3%	155
CAREATC CITY OF TAMPA		128	27	17%	155
COCOA BEACH/ADVENT CENTRA		41	114	74%	155
WILTON MANORS HEALTH & REHABILITATION CENTER		146	9	6%	155
VILLAGE PEDIATRICS LLC		126	28	18%	154
PALMETTTO FACILITY INC	1	153			154
ALL FLORIDA FAMILY AND SPORTS MEDICINE		134	20	13%	154
PRUITT HEALTH		152	2	1%	154
BARTRAM CROSSING		154			154
DIAMOND RIDGE		147	7	5%	154
POINTE, THE		126	28	18%	154
FAWCETT MEMORIAL HOSPITAL-LAB		39	115	75%	154
FHMG-FLORIDA HOSPITAL MEDICAL GROUP		128	24	16%	152
PROVIDENCE HOSPITAL LABORATORY		144	8	5%	152
BENTON HOUSE AT OAKLEAF		122	30	20%	152
Madison Health and Rehabilitation Center		115	36	24%	151
QUEENS HOSPITAL CENTER	1	140	10	7%	151
PHYSICIAN PARTNERS PERRY		87	64	42%	151
SUNNY HILLS ALF OF SEBRING INC		140	11	7%	151
SUNLIFE PHARMACY		137	14	9%	151
The Crossroads		149	1	1%	150
CORE BIO LABS		76	74	49%	150

COVID-19: testing by laboratory

Data through Mar 22, 2021 verified as of Mar 23, 2021 at 09:25 AM

Data in this report are provisional and subject to change.

The numbers in the table below represent the number of Florida and non-Florida residents for whom test results were received by the Department of Health. A person can be tested by more than one laboratory and can have both positive and negative results. **Therefore, the sum of the numbers in each column will be larger than the total number of people tested.**

Reporting lab	Inconclusive	Negative	Positive	Percent positive	Total
LABORATORY OF FLORIDA		97	53	35%	150
VIERA DEL MAR HEALTH AND REHABILITATION CENTER		146	4	3%	150
QUALITY URGENT CARE AND WELLNESS PL	3	105	42	28%	150
RDV SPORTSPLEX PEDIATRICS		122	27	18%	149
REFUAH HEALTH CENTER LABORATORY		142	7	5%	149
PRECISION HEALTH RESOURCES, LLC	1	133	15	10%	149
NAPHCARE, INC AT MANATEE COUNTY JAIL		124	25	17%	149
GRAVITY DIAGNOSTICS		55	94	63%	149
GOLD CHOICE SENIOR COMMUNITIES		109	40	27%	149
F&T MEDICAL RESEARCH, INC		149			149
NO FLORIDA PEDIATRICS, PA - BRADFORD		121	28	19%	149
LIFE BRITE		133	16	11%	149
MILLENNIUM LAB SERVICES			148	100%	148
WRIGHTS HEALTH CARE AND REHABILITATION CENTER		118	30	20%	148
SEAGRASS VILLAGE FLEMING ISLAND		110	37	25%	147
JACKSON COUNTY HEALTH DEPARTMENT		101	46	31%	147
CRANE CENTER		116	31	21%	147
SONATA COCONUT CREEK	2	122	23	16%	147
CROSSWINDS HEALTH AND REHABILITATION CENTER	1	144	2	1%	147
ADVENTHEALTH HOSPICE CARE CENTRAL FLORIDA		143	4	3%	147
Quail Run Health Care Center		146			146
NAVARRE GARDENS LLC		121	25	17%	146
PALM BEACH COUNTY HEALTH DEPT LAB	4	136	6	4%	146
WALGREENS 6221		129	17	12%	146
CLEARWATER STATMED QUICK QUALITY CLINICS		42	104	71%	146
REGENCY CARE OF BLOUNTSTOWN LLC		135	10	7%	145
FAMILY EXTENDED CARE OF CENTRAL TAMPA		127	18	12%	145
BROOKDALE CAPE CORAL		145			145
TUSCAN ISLE CHAMPIONSGATE OP CO LLC		143	2	1%	145
FLORIDA HEALTH CARE PLANS INC		2	142	99%	144
NCRNC INC		140	4	3%	144
ADVENTHEALTH CENTRA CARE PONCIANA	1	81	62	43%	144
MACKOUL PEDIATRICS FORT MYERS		127	17	12%	144
JEFFERY WEINZWEIG		2	141	99%	143
DAYSPRING VILLAGE		121	22	15%	143
WEDGEWOOD HEALTHCARE CENTER		93	50	35%	143
ALLCARE MEDICAL CENTERS PC		118	24	17%	142
Nemours Children's Urgent Care		80	62	44%	142
ESCAMBIA COUNTY JAIL DETENTION DIVISION		139	3	2%	142
Oakhurst Center		135	7	5%	142
NOVARI CARE LLC		97	44	31%	141
OAKS OF KISSIMMEE HEALTH AND REHABILITATION CENTER		138	3	2%	141
PORT ST LUCIE REHABILITATION AND HEALTHCARE		98	43	30%	141
Hampton Court Nursing and Rehabilitation Center		139	2	1%	141
UNITED CLINICAL LABORATORIES		132	9	6%	141
GULFCOAST PEDIATRICS		132	8	6%	140
MAINSTREAM DIAGNOSTIC LABORATORY LLC		121	19	14%	140

COVID-19: testing by laboratory

Data through Mar 22, 2021 verified as of Mar 23, 2021 at 09:25 AM

Data in this report are provisional and subject to change.

The numbers in the table below represent the number of Florida and non-Florida residents for whom test results were received by the Department of Health. A person can be tested by more than one laboratory and can have both positive and negative results. **Therefore, the sum of the numbers in each column will be larger than the total number of people tested.**

Reporting lab	Inconclusive	Negative	Positive	Percent positive	Total
Gulf Coast Healthcare (Longwood Health and Rehab		118	21	15%	139
CHERRY OAK PALM BEACH COUNTY		131	8	6%	139
RITE MEDICAL CARE PC		137	2	1%	139
GRAND OAKS HEALTH & REHABILITATION		138	1	1%	139
DB MD		123	16	12%	139
LabCorp L#09258090 M#09258105		74	64	46%	138
ADVENT HEALTH CENTRA CARE - CITRUS PARK		9	129	93%	138
AMERICAN PATHOLOGY PARTNERS		136	2	1%	138
ADVENT HEALTH CENTRA CARE - DELAND		28	110	80%	138
MV MEDICAL PRACTICE DBA PRIMARY URGENT CARE		130	7	5%	137
SPRING HAVEN RETIREMENT	1	133	3	2%	137
PPC-LAB EDI ORCHARD BI		129	8	6%	137
SMILEY MEDICAL GROUP		108	29	21%	137
CARENOW URGENT CARE - LAKE MARY			137	100%	137
MANOR AT BLUEWATER BAY		131	6	4%	137
LONGWOOD HEALTH AND REHABILITATION CENTER		124	12	9%	136
SONATA DELRAY BEACH		125	11	8%	136
PROVISTA DIAGNOSTICS, INC		133	3	2%	136
ABSOLUTE HEALTH INTERNAL MEDICINE AND PEDIATRICS		120	16	12%	136
CLARE BRIDGE OF CAPE CORAL	1	135			136
ADVENT HEALTH CENTRA CARE - ORANGE CITY	1	53	82	60%	136
MED COMP SCIENCES		1	134	99%	135
IRL MARKET LAB ALACHUA		104	31	23%	135
DAYSPRING SENIOR LIVING LLC		133	2	1%	135
PEDIATRIC CARE CENTER		135			135
WINDSOR OF LAKEWOOD RANCH,THE		133	2	1%	135
CITRUS MEMORIAL HOSPITAL			135	100%	135
LIFE CARE CENTER OF JACKSONVILLE		113	21	16%	134
STEWART MEDICAL GROUP		34	100	75%	134
Peninsula Care and Rehab		122	12	9%	134
FAWCETT MEMORIAL HOSPITAL LABORATORY			134	100%	134
TRADITION MEDICAL CENTER LABORATORY		51	83	62%	134
ADVANCED MEDICAL CENTER		86	48	36%	134
PEDIATRIC ASSOCIATES AT ARGYLE PA		128	6	4%	134
DOCTOR'S IN HOUSE LABORATORY		18	116	87%	134
KINDRED HOSPITAL - SOUTH FLORIDA		130	3	2%	133
SOUTH CAMPUS FACILITY INC		122	11	8%	133
CLINICA HISPANA		1	132	99%	133
Centre Pointe Health and Rehabilitation Center		122	11	8%	133
EMBRY RIDDLE AERONAUTICAL UNIVERSITY HEALTH SERVICES		1	132	99%	133
ISLAND HEALTH AND REHABILITATION CENTER		132	1	1%	133
PROMPT CARE OF CENTRAL FLORIDA			133	100%	133
ADVENTHEALTH MEDICAL GROUP FAMILY MEDICINE AT		103	30	23%	133
Lakeside Nursing and Rehabilitation Center	1	106	25	19%	132
RESEARCH CENTERS OF AMERICA, LLC		109	23	17%	132
THE REHABILITATION CENTER OF LAKE CITY		127	5	4%	132
JEFFERSON COUNTY HEALTH DEPARTMENT-MONTICELLO		101	31	23%	132

COVID-19: testing by laboratory

Data through Mar 22, 2021 verified as of Mar 23, 2021 at 09:25 AM

Data in this report are provisional and subject to change.

The numbers in the table below represent the number of Florida and non-Florida residents for whom test results were received by the Department of Health. A person can be tested by more than one laboratory and can have both positive and negative results. **Therefore, the sum of the numbers in each column will be larger than the total number of people tested.**

Reporting lab	Inconclusive	Negative	Positive	Percent positive	Total
TGH URGENT CARE – SEMINOLE			132	100%	132
D PEDIATRICS		117	15	11%	132
ARIZONA DEPARTMENT OF HEALTH SERVICES		5	127	96%	132
CLERMONT URGENT CARE			132	100%	132
JPR URGENT MEDICAL CARE		130	2	2%	132
THE WELLNESS CENTER AT LAKEWOOD RANCH		43	88	67%	131
KINDRED HOSPITAL MELBOURNE	1	126	4	3%	131
INTEGRATED REGIONAL LABORATORIES		119	12	9%	131
LAKELAND REGIONAL HEALTH LAKE MIRIAM	2	87	42	32%	131
CENTRACARE		17	114	87%	131
FOUNTAINS OF HOPE LLC, THE		130	1	1%	131
SONATA WEST		129	2	2%	131
HARBORCHASE OF VERO BEACH	1	115	15	11%	131
WILLOWBROOKE COURT AT ST ANDREWS ESTATES		126	5	4%	131
AMERICAN HOUSE-BONITA SPRINGS		129	1	1%	130
AHEC CLINIC		7	123	95%	130
MOOSEHAVEN LIFE CARE CENTER		130			130
Lehigh Acres Health and Rehabilitation		119	11	8%	130
HEARTLAND HEALTHCARE AND REHAB CENTER		108	22	17%	130
MEASE COUNTRYSIDE HOSPITAL		1	128	99%	129
SONNIS PEDIATRICS PA		116	13	10%	129
BMHSI-AEL MICROBIOLOGY LABORATORY	2	102	25	19%	129
The Crossings		127	2	2%	129
TRI-COUNTY NURSING HOME		117	12	9%	129
STUART - FAIRGROUNDS		113	16	12%	129
WILLOW BROOKE COURT AT AZALEA TRACE		127	1	1%	128
QUICK CARE MED PL CR		80	48	38%	128
ENCOMPASS HEALTH REHABILITATION OF SEA PINES		127	1	1%	128
FIRST CHOICE PEDIATRICS INC		117	11	9%	128
VITAS HEALTHCARE		117	10	8%	127
SHOAL CREEK REHABILITATION CENTER		85	42	33%	127
HAZELDEN FLORIDA	1	123	3	2%	127
GARDENS HEALTH NH LLC		125	2	2%	127
HILLSBOROUGH COUNTY DEVELOPMENTAL CTR	1	117	9	7%	127
GESSLER CLINIC PA		98	29	23%	127
THE CLUB AND REHABILITATION CENTER		124	1	1%	125
HOSPICE OF THE TREASURE COAST		121	4	3%	125
IQBAL A FARUQUI MD		93	32	26%	125
FIRSTCARE CLINIC		67	58	46%	125
KINDRED HOSPITAL SOUTH FLORIDA		119	6	5%	125
BAPTIST HEALTH SOUTH FLORIDA - WEST BOCA URGENT CARE		92	33	26%	125
ATMORE COMMUNITY HOSPITAL LABORATORY		98	27	22%	125
BAYCARE HEALTH SYSTEMS		2	122	98%	124
ARBOR GLEN AT ARBOR TRACE	2	113	9	7%	124
NORTH FL SOUTH GA HCS-MALCOM RANDALL VAMC			124	100%	124
FLORIDA MEDICAL CLINIC LLC		68	56	45%	124
Mt Sinai Aventura			124	100%	124

COVID-19: testing by laboratory

Data through Mar 22, 2021 verified as of Mar 23, 2021 at 09:25 AM

Data in this report are provisional and subject to change.

The numbers in the table below represent the number of Florida and non-Florida residents for whom test results were received by the Department of Health. A person can be tested by more than one laboratory and can have both positive and negative results. **Therefore, the sum of the numbers in each column will be larger than the total number of people tested.**

Reporting lab	Inconclusive	Negative	Positive	Percent positive	Total
KINDRED HOSPITAL-BAY AREA-ST PETERSBURG LAB	1	117	6	5%	124
SEMINOLE TRIBE OF FLORIDA		101	23	19%	124
WALTON PLACE		124			124
MANOR CARE OF PALM HARBOR		123	1	1%	124
ADVENT HEALTH CENTRA CARE - BRANDON		31	93	75%	124
DIAGNOSTIC LABORATORY OF OKLAHOMA		99	24	20%	123
COQUINA CENTER		119	4	3%	123
BVM THE BRIDGES LLC		123			123
ST PETERSBURG PEDIATRICS-MLK JUNIOR BLVD		114	9	7%	123
CITRUS MEMORIAL HEALTH SYSTEM LAB		2	121	98%	123
AMERICAN HOUSE COCONUT POINT		104	18	15%	122
THREE OAKS PHARMACY INC		109	13	11%	122
PANAMA PHARMACY	3	101	18	15%	122
WINDERMERE MEDICAL CENTER		117	5	4%	122
PARKVIEW HEALTH		121			121
GENEDX		46	75	62%	121
MEYER PEDIATRICS		107	14	12%	121
Sandy Ridge Center for Rehabilitation and Healing		100	21	17%	121
MINUTECLINIC DIAGNOSTIC		114	7	6%	121
Crystal Health & Rehab Center		115	6	5%	121
RAPID RELIABLE TESTING NY LLC		112	9	7%	121
ISLAND URGENT CARE PLLC DBA AFC URGENT CARE		120	1	1%	121
URGENT CARE TCMA			121	100%	121
PSL NAPLES BH OPERATIONS, LLC		121			121
MINUTECLINIC DIAGNOSTIC OF RHODE ISLAND, LLC #729		117	4	3%	121
MINUTECLINIC DIAGNOSTIC OF TEXAS, LLC		108	13	11%	121
FLORIDA DEPARTMENT OF HEALTH IN LAKE COUNTY	1	78	42	35%	121
BROOKDALE JENSEN BEACH		117	3	3%	120
FLORIDA ATLANTIC UNIVERSITY		113	7	6%	120
Jacaranda Manor		119	1	1%	120
NSPIRE HEALTHCARE TAMARAC		80	40	33%	120
ARDEN COURTS OF LELY PALMS		118	2	2%	120
THE COURTYARD ASSISTED LIVING		116	4	3%	120
SUMMIT MEDICAL GROUP		108	11	9%	119
CARE RESOURCE COMMUNITY HEALTH CENTERS INC		113	6	5%	119
ESCAMBIA COUNTY JAIL	1	92	26	22%	119
PALMS FACILITY INC		104	15	13%	119
MATHISON RETIREMENT COMMUNITY		114	5	4%	119
BOSTON RED SOX CLUB LP		117	2	2%	119
SH HERON EAST LLC		103	15	13%	118
HIGHLANDS MEDICAL CENTER		115	3	3%	118
RDX BIOSCIENCE		60	58	49%	118
MEMORY CARE OF NAPLES		118			118
COASTAL HEALTH AND REHAB		110	8	7%	118
HOBDAIRI FAMILY HEALTH LLC		82	36	31%	118
MAGNOLIA MEDICAL CLINIC		11	106	91%	117
APOLLO HEALTH & REHABILITATION		111	6	5%	117

COVID-19: testing by laboratory

Data through Mar 22, 2021 verified as of Mar 23, 2021 at 09:25 AM

Data in this report are provisional and subject to change.

The numbers in the table below represent the number of Florida and non-Florida residents for whom test results were received by the Department of Health. A person can be tested by more than one laboratory and can have both positive and negative results. **Therefore, the sum of the numbers in each column will be larger than the total number of people tested.**

Reporting lab	Inconclusive	Negative	Positive	Percent positive	Total
NEIGHBORHOOD MEDICAL CENTER		112	5	4%	117
NADAL PEDIATRICS		87	29	25%	116
CVS		26	90	78%	116
LEE COUNTY SCHOOL DISTRICT	1	108	7	6%	116
HEARTLAND PHARMACY LAKE PLACID, INC		86	30	26%	116
VITAS HEALTHCARE CORPORATION OF FLORIDA		113	3	3%	116
BELVEDERE COMMONS OF FORT WALTON BEACH		106	10	9%	116
PINELLAS COUNTY JAIL			116	100%	116
ALTERNATIVE LIVING, INC DBA TWIN CITIES PAVILION		112	3	3%	115
SUNFLOWER SPRINGS ASSISTED LIVING		105	10	9%	115
OPPENHEIMER PLASTIC SURGERY LLC		110	5	4%	115
BROWARD HEALTH CORAL SPRINGS EPIDEMIOLOGY DEPT		1	114	99%	115
AEGIS MEDICAL GROUP		95	20	17%	115
BROOKDALE COLONIAL PARK	2	112	1	1%	115
TIFFANY HALL NURSING AND REHAB CENTER		106	9	8%	115
SOLARIS SENIOR LIVING OF MERRITT ISLAND		111	4	3%	115
MONTEFIORE MEDICAL CENTER LABORATORIES - MOSES		105	10	9%	115
BIODESIX, INC.		86	28	25%	114
ELAN BUENA VISTA		97	17	15%	114
SEMINOLE SPORTS AND FAMILY MEDICINE		101	13	11%	114
WESTWOOD NURSING & REHAB		80	34	30%	114
MD 365 MEDICAL CARE		113	1	1%	114
ARBOR TERRACE SAN JOSE LLC	3	109	2	2%	114
CABANA AT JENSEN DUNES, THE		110	4	4%	114
GATTOLINE ENTERPRISES, INC. DBA FAMILY CARE PHARMACY		95	18	16%	113
TREASURE COAST MEDICAL ASSOCIATES		4	109	96%	113
UNIVERSITY HEALTH SYSTEM INC		102	11	10%	113
WELLNOW URGENT CARE PC		113			113
Courtyards of Orlando Care Center		101	12	11%	113
MINUTECLINIC LLC #4987		98	15	13%	113
UNIVERSITY MEDICAL CENTER SUITES		99	14	12%	113
L&S SENIOR CARE DBA ARCADIA OAKS	4	107	1	1%	112
FLAGLER COLLEGE HEALTH SERVICES		80	32	29%	112
CLEVELAND CLINIC FOUNDATION		12	100	89%	112
ALLIED HEALTH FORT PIERCE		112			112
PHYSICIANS REGIONAL CLINIC		82	29	26%	111
SURFSIDE URGENT CARE		89	22	20%	111
WALGREENS #06012		96	15	14%	111
HOSPICE OF THE EMERALD COAST INC - PANAMA CITY	2	102	7	6%	111
ARBOR TERRACE ORTEGA LLC	2	107	2	2%	111
TGH URGENT CARE - TYRONE		2	109	98%	111
SOUTH BALDWIN MEDICAL CENTER GULF SHORES		89	22	20%	111
LAKE HOUSE ASSISTED LIVING		93	17	15%	110
KINDRED HOSPITAL NORTH FLORIDA	3	101	6	5%	110
A2Z DIAGNOSTICS		109	1	1%	110
MG PORT CHARLOTTE II SUBTENANT LLC		99	11	10%	110
BARBARA O'REILLY MD PA		106	4	4%	110

COVID-19: testing by laboratory

Data through Mar 22, 2021 verified as of Mar 23, 2021 at 09:25 AM

Data in this report are provisional and subject to change.

The numbers in the table below represent the number of Florida and non-Florida residents for whom test results were received by the Department of Health. A person can be tested by more than one laboratory and can have both positive and negative results. **Therefore, the sum of the numbers in each column will be larger than the total number of people tested.**

Reporting lab	Inconclusive	Negative	Positive	Percent positive	Total
LABCORP RTP		39	71	65%	110
SUMMIT MEDICAL GROUP PA		99	10	9%	109
PRIME HEALTH OF NORTH PORT LLC		93	16	15%	109
Hialeah Nursing And Rehabilitation Center		104	5	5%	109
PANCARE HEALTH GULF COUNTY		81	28	26%	109
North Lake Care Center		107	1	1%	108
LATE HOURS URGENT CARE		59	49	45%	108
MY CLINICAL LAB INC		17	91	84%	108
SEVEN HILLS HEALTH AND REHABILITATION CENTER		92	16	15%	108
FHMG LAKE MARY PEDS		94	14	13%	108
EVANS HEALTH CARE		106	2	2%	108
SHC College Park		107	1	1%	108
Riviera Health Resort		108			108
LEE MEMORIAL HEALTH SYSTEM HEALTH FAIR		103	5	5%	108
ROHR HOME		105	3	3%	108
MINUTECLINIC DIAGNOSTIC OF SOUTH CARO		86	21	20%	107
BAY VIEW HEALTHCARE		85	22	21%	107
ALL MY KIDS PEDIATRICS INC		75	32	30%	107
NAVY HOSPITAL			107	100%	107
HEART OF FLORIDA REGIONAL MED CTR		35	71	67%	106
J FRANK AVEY MD		82	24	23%	106
ELMCROFT OF BELLA VITA		98	8	8%	106
NORTH FLORIDA EVALUATION AND TREATMENT CENTER	2	99	5	5%	106
MEDICAL CONSULTANTS OF FLORIDA DBA	1	90	14	13%	105
ISLAND DOCTORS		16	89	85%	105
ST PETERSBURG PEDIATRICS-SEMINOLE		92	13	12%	105
EC OPCO CARROLLWOOD LLC		99	6	6%	105
PICH KTM CORP DBA MEDTOWN PHARMACY		89	16	15%	105
DIATHERIX LABORATORIES		61	44	42%	105
REGENCY OAKS HEALTH CENTER		103	2	2%	105
PEDIATRIC CARE CENTER- JACKSONVILLE BEACH		75	29	28%	104
WESTCHESTER MEDICAL CENTER		101	3	3%	104
PREDICTIVE LABORATORIES, INC	1	90	13	13%	104
GRANDE, THE	2	98	4	4%	104
VISTA MANOR		92	12	12%	104
CAREMOUNT MEDICAL - PATHOLOGY		100	4	4%	104
EAST RIDGE RETIREMENT VILLAGE INC		104			104
GRAND VILLA OF LAKELAND		97	6	6%	103
WHITE PLAINS HOSPITAL CENTER LAB		99	4	4%	103
MICRO PATH LABORATORIES INC		100	3	3%	103
VIERA HOSPITAL			103	100%	103
AMERICAN ESOTERIC LAB-BIRMINGHAM		100	2	2%	102
TUSCAN ISLE OPERATING COMPANY LLC DBA		98	4	4%	102
WEST		88	14	14%	102
SUNSHINE GARDENS		101	1	1%	102
ARDEN COURTS OF PALM HARBOR		83	19	19%	102
CSL PLASMA INC		7	95	93%	102

COVID-19: testing by laboratory

Data through Mar 22, 2021 verified as of Mar 23, 2021 at 09:25 AM

Data in this report are provisional and subject to change.

The numbers in the table below represent the number of Florida and non-Florida residents for whom test results were received by the Department of Health. A person can be tested by more than one laboratory and can have both positive and negative results. **Therefore, the sum of the numbers in each column will be larger than the total number of people tested.**

Reporting lab	Inconclusive	Negative	Positive	Percent positive	Total
ST MARK ASSISTED LIVING CENTER	1	89	12	12%	102
325TH MEDICAL GROUP		85	16	16%	101
BAY REGIONAL URGENT CARE	1	62	38	38%	101
ORANGE PARK PEDIATRICS		92	9	9%	101
BROOKDALE VERO BEACH SOUTH AL		101			101
MINUTECLINIC DIAGNOSTIC OF NORTH CAROL		82	19	19%	101
CCS - BROWARD COUNTY JAIL		94	6	6%	100
ADVANCED EMURGENT CARE		27	73	73%	100
VILLAS OF HOLLY BROOK - BRADENTON 14TH		100			100
DELAND WELLNESS CENTER			100	100%	100
Consulate Health Care of Port Charlotte		98	2	2%	100
DOUGLAS T JACOBSON STATE VETERANS HOME		100			100
EMERALD COAST CENTER		96	4	4%	100
GLOBAL CENTRAL LABS AT PPD	2	88	10	10%	100
HOSPICE OF MARTIN & ST LUCIE, INC		96	3	3%	99
PruittHealth Fleming Island		87	12	12%	99
CENTRAL FLORIDA HEALTH CARE		47	52	53%	99
Cross Landings Health and Rehabilitation		97	2	2%	99
SANIBEL INTERNAL MEDICINE, LLC		96	3	3%	99
ORLANDO LUTHERAN TOWERS ASSISTED LIVING		99			99
FLORIDA COMMUNITY HEALTH CENTERS INC			98	100%	98
KORGENE LAB	1	28	69	70%	98
URINEGOODHANDS LLC		96	2	2%	98
MACADAMS HOME HEALTH AGENCY		97	1	1%	98
SEMINOLE COUNTY HEALTH DEPARTMENT		79	19	19%	98
INNOVATIVE GENOMICS, LLC		77	21	21%	98
ARDEN COURTS OF WEST PALM BEACH		98			98
PLAZA OF HALLANDALE BEACH		98			98
LANDMARK, THE		48	50	51%	98
CHARLES CROFT MD	1	96	1	1%	98
LECONTE MEDICAL CENTER LAB		79	19	19%	98
SIGNATURE HEALTHCARE OF PORT CHARLOTTE		91	7	7%	98
TURNING POINT OF TAMPA		92	6	6%	98
BAPTIST MEDICAL CENTER SOUTH		79	18	19%	97
MERCY MEDICAL URGENT CARE CENTER INC		50	47	48%	97
BAY PINES MEDICAL ASSOCIATES		1	96	99%	97
RIDGEWOOD DIAGNOSTIC LABORATORY		92	5	5%	97
HEALTH CENTERS AT BRENTWOOD		96	1	1%	97
GIBBENS FAMILY MEDICAL, LLC		78	19	20%	97
HURLBURT FIELD CLINIC		39	58	60%	97
ARBOR TRAIL		77	20	21%	97
MINNESOTA TWINS		92	5	5%	97
PALMS EDGE	1	90	6	6%	97
PEDIATRIC ASSOCIATES ORLANDO		82	14	15%	96
BAYSHORE MEMORY CARE		96			96
LENOX HILL HOSPITAL		89	7	7%	96
MARKET STREET VIERA		95	1	1%	96

COVID-19: testing by laboratory

Data through Mar 22, 2021 verified as of Mar 23, 2021 at 09:25 AM

Data in this report are provisional and subject to change.

The numbers in the table below represent the number of Florida and non-Florida residents for whom test results were received by the Department of Health. A person can be tested by more than one laboratory and can have both positive and negative results. **Therefore, the sum of the numbers in each column will be larger than the total number of people tested.**

Reporting lab	Inconclusive	Negative	Positive	Percent positive	Total
MINUTECLINIC DIAGNOSTIC OF SOUTH CAROLINA, LLC		80	16	17%	96
NORTH SHORE MEDICAL LABS	1	88	7	7%	96
Belleair Healthcare Center		90	6	6%	96
KALEIDA HEALTH CENTER FOR LABORATORY		90	6	6%	96
CAN COMMUNITY HEALTH		95	1	1%	96
KEYSTYLE LIVING LLC	1	93	1	1%	95
SUPERIOR RESIDENCES OF LECANTO		80	15	16%	95
THE TERRACE OF KISSIMMEE		80	15	16%	95
CROSS CITY REHABILITATION AND HEALTH CARE CENTER		72	23	24%	95
DEVANSH LAB WERKS INC		79	16	17%	95
Golfview Healthcare Center		90	5	5%	95
MIAMI BEACH COMMUNITY HEALTH CENTER		1	94	99%	95
LIFESTREAM BEHAVIORIAL CENTER		74	21	22%	95
MED ONE AT SAINT AUGUSTINE		63	31	33%	94
ADVENT HEALTH CENTRA CARE - EAST ORLANDO		65	29	31%	94
CONSULATE HEALTH CARE OF SARASOTA	1	93			94
HENNEPIN HEALTHCARE LABORATORY		94			94
QPS, LLC		91	3	3%	94
DIAGNOSTIC SOLUTIONS		3	91	97%	94
ADVENT HEALTH CENTRA CARE - WATERMAN		79	15	16%	94
HARBORCHASE OF NAPLES		81	13	14%	94
ASHRAF MEDICAL GROUP PLLC DBA PULSE MD		90	3	3%	93
EXPERTUS LABORATORIES INC		28	65	70%	93
MINUTECLINIC DIAGNOSTIC OF NORTH CARO		81	12	13%	93
PRESERVE AT PALM AIRE	3	90			93
ADVENTHEALTH MEDICAL GROUP PRIMARY CARE		89	4	4%	93
ORLANDO ORTHOPAEDIC OUTPATIENT SURGERY CENTER LLC		90	3	3%	93
PENNSYLVANIA DEPT OF HEALTH		21	72	77%	93
East Bay Rehabilitation Center		59	34	37%	93
PATRICK AIR FORCE BASE		3	89	97%	92
PORT CHARLOTTE REHABILITATION CENTER		79	13	14%	92
MAGNOLIA DIAGNOSTIC		2	89	98%	91
MINUTECLINIC DIAGNOSTIC OF OHIO LLC		73	18	20%	91
QUALITY URGENT CARE AND WELLNESS		52	39	43%	91
JOHN KNOX VILLAGE OF FLORIDA ALF	1	86	4	4%	91
FHMG- FLORIDA HOSPITAL MEDICAL GROUP		80	11	12%	91
DEBARY HEALTH AND REHABILITATION CENTER		88	3	3%	91
HERON CLUB AT PRESTANCIA		89	2	2%	91
BAHIA OAKS LODGE		85	6	7%	91
HAWTHORN HOUSE		76	14	16%	90
G & R HEALTH MART PHARMACY		71	19	21%	90
UNIVERSTIY CENTER MEDICAL LLC DBA	1	85	4	4%	90
NEW SMYRNA BEACH URGENT CARE			90	100%	90
PEDIATRICS IN BREVARD PA- ROCKLEDGE		54	36	40%	90
KEYS MEDICAL GROUP			90	100%	90
CENTURY CENTER FOR REHABILITATION & HEALING		72	18	20%	90
HARBOR BEACH NURSING AND REHABILITATION CENTER		87	3	3%	90

COVID-19: testing by laboratory

Data through Mar 22, 2021 verified as of Mar 23, 2021 at 09:25 AM

Data in this report are provisional and subject to change.

The numbers in the table below represent the number of Florida and non-Florida residents for whom test results were received by the Department of Health. A person can be tested by more than one laboratory and can have both positive and negative results. **Therefore, the sum of the numbers in each column will be larger than the total number of people tested.**

Reporting lab	Inconclusive	Negative	Positive	Percent positive	Total
STUART LODGE LIVING LLC		66	23	26%	89
NORTH FLORIDA SPINE AND WELLNESS		69	20	22%	89
CARE CENTERS OF NASSAU, LLC - HENDRICKS RD		89			89
BIGGERS FAMILY MEDICINE PA	1	80	8	9%	89
AVERO DIAGNOSTICS		65	24	27%	89
MENORAH HOUSE		88	1	1%	89
LABFIRST - DEPARTMENT OF PATHOLOGY		85	4	4%	89
STONY BROOK UNIVERSITY MEDICAL CENTER		75	14	16%	89
PENSACOLA PEDIATRICS MILTON		78	11	12%	89
ATRIUM AT LIBERTY PARK		85	4	4%	89
TOTAL CARE PLUS LLC			89	100%	89
Gabisa Medical LLC		89			89
FREEDOM INN AT TARPON SPRINGS		82	7	8%	89
Winter Garden Rehab and Nursing Facility		78	11	12%	89
A COUNTRY PLACE ASSISTED LIVING FACILITY		86	2	2%	88
BLISS HEALTHCARE SERVICES	1	65	22	25%	88
GOVERNOR'S CREEK HEALTH & REHABILITATION		87	1	1%	88
CALADIUM PEDIATRICS		79	9	10%	88
LAKE GIBSON VILLAGE, LLC		85	3	3%	88
COASTAL DETOX		87	1	1%	88
Lanier Rehab		63	25	28%	88
ARDEN COURTS OF SARASOTA		72	16	18%	88
ERIE COUNTY MEDICAL CTR CLINICAL LABS		83	4	5%	87
PACIFIC ANALYTICS			87	100%	87
CLYDE E LASSEN STATE VETERANS NURSING HOME		62	25	29%	87
BRANDON HEALTH AND REHABILITATION CENTER	1	85	1	1%	87
GRAND OAKS OF JENSEN BEACH LLC		85	1	1%	86
Consulate Health Care of Jacksonville		72	14	16%	86
PENSACOLA DEVELOPMENTAL CENTER		67	19	22%	86
BARRY UNIVERSITY STUDENT HEALTH SERVICES		52	34	40%	86
SOUTH GEORGIA MEDICAL CENTER		48	38	44%	86
CRESTVIEW URGENT CARE		15	71	83%	86
DISCOVERY VILLAGE AT THE FORUM		86			86
EAST ALABAMA MEDICAL CENTER LABORATORY		74	12	14%	86
WINDSOR OAKS		84	1	1%	85
FLORIDA DEPARTMENT OF HEALTH IN WALTON COUNTY		72	13	15%	85
WALGREENS #12673		82	3	4%	85
MEDEXPRESS - BLOOMIN BRANDS		65	20	24%	85
LAKE WALES OPERATING GROUP LLC		80	5	6%	85
MIAMI SHORES NURSING & REHAB		85			85
PRMG - EAST NAPLES	1	73	11	13%	85
W. FRANK WELLS NURSING HOME		84	1	1%	85
PINES OF SARASOTA GARDEN		84			84
Baldwin Pediatrx		73	11	13%	84
ARBOR OAKS AT TYRONE	9	73	2	2%	84
PUTNAM COUNTY SHERIFFS OFFICE		78	6	7%	84
NITE LITE PEDIATRICS - JACKSONVILLE		76	8	10%	84

COVID-19: testing by laboratory

Data through Mar 22, 2021 verified as of Mar 23, 2021 at 09:25 AM

Data in this report are provisional and subject to change.

The numbers in the table below represent the number of Florida and non-Florida residents for whom test results were received by the Department of Health. A person can be tested by more than one laboratory and can have both positive and negative results. **Therefore, the sum of the numbers in each column will be larger than the total number of people tested.**

Reporting lab	Inconclusive	Negative	Positive	Percent positive	Total
PEDIATRIC SERVICES AND BREATHING CENTER PA		61	23	27%	84
LONG TERM CARE OF JAY, LLC		63	21	25%	84
LANDMARK HOSPITAL SOUTHWEST FLORIDA LLC		81	3	4%	84
LABCORP EMPLOYER SERVICES		82	1	1%	83
CANOPY ON BERRYHILL, THE		51	32	39%	83
CATHOLIC HEALTH SYSTEM DEPT LABORATORY		81	2	2%	83
COOPER FAMILY MEDICAL PLLC		63	20	24%	83
MID FLORIDA PRIMARY CARE PA		69	14	17%	83
EISENHOWER ARMY MEDICAL CENTER		76	7	8%	83
MD 365 MEDICAL CARE PLLC		83			83
HUNTINGTON HOSPITAL LABORATORY		80	3	4%	83
LAFAYETTE NURSING AND REHABILITATION CENTER		81	2	2%	83
THE PAVILION FOR HEALTH CARE		72	10	12%	82
LAKE HOWELL FAMILY MEDICINE ASSOCIATES		69	13	16%	82
BRILLIANCE ASSISTED LIVING		65	17	21%	82
HUNTSVILLE HOSPITAL LABORATORY		57	25	30%	82
LAB		29	53	65%	82
Lexington Health and Rehabilitation Center		82			82
ROSECASTLE AT DELANEY CREEK		81	1	1%	82
FLORIDA PEDIATRIC GROUP		31	51	62%	82
NORTH CENTRAL BRONX HOSPITAL		80	2	2%	82
BIO-TECH CLINICAL LABORATORIES		41	40	49%	81
ACE BIOMEDICAL LABS LLC		68	13	16%	81
ST VINCENT'S BIRMINGHAM		75	6	7%	81
BEACHES PEDIATRICS PA		75	5	6%	80
PLYMOUTH HOME FOR ADULTS, INC.	8	71	1	1%	80
EMERALD COAST BEHAVIORAL HOSPITAL		74	6	8%	80
MORTON PLANT HOSPITAL NURSING			80	100%	80
JERICOHO URGENT CARE		77	3	4%	80
ECOLAB GROUP		45	35	44%	80
CHAMBREL AT ISLAND LAKE		77	3	4%	80
NORTHEAST FLORIDA STATE HOSP-NURSING		79	1	1%	80
VETERANS AFFAIRS MEDICAL CENTER - PALO ALTO		28	51	65%	79
BALMORAL TENANT SERVICES INC	1	43	35	44%	79
PALM BAY HOSPITAL			79	100%	79
EDGEWATER AT WATERMAN VILLAGE		78	1	1%	79
XPRESS URGENT CARE- PORT ST. LUCIE		27	52	66%	79
CBS LABS OF TAMPA LLC		3	76	96%	79
PRIMECARE AT TWIN LAKES		1	78	99%	79
PANIRA HEALTHCARE CLINIC		2	76	97%	78
LAKE MORTON PLAZA□		75	3	4%	78
KINDRED AT HOME		69	9	12%	78
AU HEALTH		64	14	18%	78
HEALTH FIRST - PALM BAY HOSPITAL		2	75	97%	77
BOND CLINIC PA		45	32	42%	77
WEST VOLUSIA FAMILY AND SPORTS MEDICINE		75	2	3%	77
LAB PLUS, LLC AT SAINT THOMAS WEST HOSPITAL		63	14	18%	77

COVID-19: testing by laboratory

Data through Mar 22, 2021 verified as of Mar 23, 2021 at 09:25 AM

Data in this report are provisional and subject to change.

The numbers in the table below represent the number of Florida and non-Florida residents for whom test results were received by the Department of Health. A person can be tested by more than one laboratory and can have both positive and negative results. **Therefore, the sum of the numbers in each column will be larger than the total number of people tested.**

Reporting lab	Inconclusive	Negative	Positive	Percent positive	Total
CENTRAL BALDWIN IMMEDIATE CARE & FAMILY PRACTICE		59	18	23%	77
ORANGE CITY NURSING AND REHAB		75	2	3%	77
PARK OF THE PALMS INC		77			77
RARITAN BAY PERTH AMBOY		68	9	12%	77
TRUE NORTH HEALTH NAVIGATION LLC DBA DISPATCHHEALTH	1	60	16	21%	77
WALGREENS 9627		70	6	8%	76
WINDSOR REFLECTIONS		75	1	1%	76
CLINICAL PATHOLOGY ASSOCIATES-SONIC REFERENCE LAB		76			76
SOUTH LAKE PEDIATRICS		69	7	9%	76
MOBILE PHYSICIAN SERVICES INC		68	8	11%	76
EXPRESS DOCS LLC			76	100%	76
DYNAMIC MEDICAL USA			76	100%	76
S-H THIRTY-FIVE OPCO- PORT ST LUCIE, LLC	1	75			76
VITAS HEALTHCARE CORP OF FLORIDA		74	1	1%	75
PUBLIC SQUARE PHARMACY LLC		57	18	24%	75
HOLMES COUNTY HEALTH DEPARTMENT	1	61	13	17%	75
CATHOLIC HEALTH SERVICES REGIONAL LAB		68	7	9%	75
PROMEDICA LABORATORIES		21	54	72%	75
ADVENTHEALTH EXPRESSCARE		45	30	40%	75
PEDIATRIC SERVICES OF AMERICA INC		69	5	7%	74
OCALA CBOC		69	5	7%	74
BROWARD HEALTH MEDICAL CENTER CLINICAL LAB			74	100%	74
MEDRITE URGENT CARE		61	13	18%	74
BROOKDALE PALM COAST		74			74
ROYAL CARE OF AVON PARK		71	3	4%	74
BROWARD HEALTH MEDICAL CENTER		3	71	96%	74
SCOTT LAKE HEALTH AND REHABILITATION CENTER		71	3	4%	74
JACOBI MEDICAL CENTER		69	5	7%	74
OAK MANOR NURSING HOME		70	4	5%	74
WE SCREEN LLC		72	2	3%	74
ALLIANCE PEDIATRICS		43	31	42%	74
NOAH CLINICAL LABORATORY		63	11	15%	74
BROOKDALE OVIEDO		72	2	3%	74
WATERCREST ST LUCIE WEST	1	69	3	4%	73
SIMED LABORATORY		57	16	22%	73
CONSULATE HEALTH CARE - LAKE MARY		72	1	1%	73
ST JOHNS COUNTY DETENTION CENTER		73			73
DISCOVERY VILLAGE AT PALM BEACH GARDENS		71	1	1%	72
GRAND VILLA OF DELAND		66	6	8%	72
ORANGE COUNTY CORRECTIONS HEALTH SERVICES		63	9	13%	72
CRAIG BERGER MD PL D/B/A BAY AREA EYE INSTITUTE		72			72
WALGREENS 2941		69	3	4%	72
ALTAMONTE PEDIATRIC ASSOCIATES		31	41	57%	72
Conway Lakes Health and Rehabilitation Center		72			72
HAVEN OF OUR LADY OF PEACE		72			72
ASSOCIATED CLINICAL LABORATORIES		64	8	11%	72
MD NOW MEDICAL CENTERS INC		44	27	38%	71

COVID-19: testing by laboratory

Data through Mar 22, 2021 verified as of Mar 23, 2021 at 09:25 AM

Data in this report are provisional and subject to change.

The numbers in the table below represent the number of Florida and non-Florida residents for whom test results were received by the Department of Health. A person can be tested by more than one laboratory and can have both positive and negative results. **Therefore, the sum of the numbers in each column will be larger than the total number of people tested.**

Reporting lab	Inconclusive	Negative	Positive	Percent positive	Total
INN AT ASTON GARDENS AT PELICAN POINTE,THE		67	4	6%	71
STERLING HOUSE OF TALLAHASSEE	3	62	6	8%	71
NORTH FLORIDA PEDIATRICS		57	14	20%	71
SUWANNEE COUNTY SHERIFF OFFICE		68	3	4%	71
ADVANCED LAB		67	4	6%	71
LAKE CITY VA MEDICAL CENTER			71	100%	71
DOH-WEST PALM BEACH BRANCH LABORATORY		3	68	96%	71
JENNIFER J CHIAVETTA-GRLSANTI DC		58	13	18%	71
AMMON LABS		61	10	14%	71
Summit Medical Group, Pa Db a Citymd		64	7	10%	71
PANCARE HEALTH - MALONE CLINIC		63	7	10%	70
MISIR DRUGS LLC		58	12	17%	70
STONY BROOK SOUTHAMPTON		69	1	1%	70
ADVENT HEALTH - LAKE MARY		60	10	14%	70
Ocala Oaks Rehabilitation Center		64	6	9%	70
GV NAPLES OPCO, LLC		69	1	1%	70
SUNCOAST COMMUNITY HEALTH CENTERS PEDIATRICS		21	49	70%	70
Highlands Regional Hospital		63	7	10%	70
SUMMIT AT VENICE	2	63	5	7%	70
CENTRAL FLORIDA PEDIATRICS		38	32	46%	70
USF HEALTH MORSANI CENTER		5	65	93%	70
AFTER HOURS PEDIATRICS			70	100%	70
BOND CLINIC DR ELDEEB		35	34	49%	69
PARKSIDE INN	3	64	2	3%	69
HERITAGE HEALTHCARE AND REHABILITATION CENTER		69			69
MEMORIAL MANOR		69			69
CP/AIG PENSACOLA DEVELOPMENT LLC		66	3	4%	69
SAN JOSE SENIOR CARE LLC	1	43	25	36%	69
INDIGO MANOR□		22	47	68%	69
TROPICANA MANUFACTURING COMPANY INC		63	6	9%	69
MD LABS		42	27	39%	69
LUTHERAN HAVEN ASSISTED LIVING		69			69
LEVY COUNTY DEPARTMENT OF HEALTH		50	19	28%	69
SOS MOBILE MEDICAL CARE LLC		58	11	16%	69
PLANTATION GENERAL HOSPITAL CLINICAL LAB		26	43	62%	69
BISHOP GRADY VILLAS		66	2	3%	68
BIG BOCA SMILES LLC□		66	2	3%	68
HARMONY CLINIC		1	67	99%	68
DELCARE PA		53	15	22%	68
SUNCOAST OPTIMAL WELLNESS		23	45	66%	68
AEL- MEMPHIS		17	51	75%	68
CL BRUMBACK PRIMARY CARE CLINICS		17	51	75%	68
BROOKDALE BONITA SPRINGS		67	1	1%	68
GRAND ST PAUL CVS		68			68
TITUSVILLE FAMILY PRACTICE		16	51	76%	67
THOMAS INTERNAL MEDICINE		56	11	16%	67
EC OPCO PENSACOLA, LLC		66	1	1%	67

COVID-19: testing by laboratory

Data through Mar 22, 2021 verified as of Mar 23, 2021 at 09:25 AM

Data in this report are provisional and subject to change.

The numbers in the table below represent the number of Florida and non-Florida residents for whom test results were received by the Department of Health. A person can be tested by more than one laboratory and can have both positive and negative results. **Therefore, the sum of the numbers in each column will be larger than the total number of people tested.**

Reporting lab	Inconclusive	Negative	Positive	Percent positive	Total
AR ANESTHESIA LLC		66	1	1%	67
GENPATH			67	100%	67
PANCARE HEALTH - FREEPORT CLINIC SUITE B		58	9	13%	67
MEASE MANOR INC		63	4	6%	67
SOMERBY OF SANTA ROSA BEACH		57	9	14%	66
MEDEX MEDICAL EXPRESS OF PALATKA			66	100%	66
INSTITUTE OF PATHOLOGY KINGS COUNTY		64	2	3%	66
TREASURE COAST PEDIATRICS PA		61	5	8%	66
Stratford Court of Palm Harbor		56	10	15%	66
AMERICAN FAMILY MEDICAL		53	13	20%	66
MED EXPRESS		6	60	91%	66
BOND AND STEELE CLINIC, PA		51	14	22%	65
ADVENT HEALTH CENTRA CARE - WINTER GARDEN		19	46	71%	65
CORAL GABLES HOSPITAL			65	100%	65
BENTLEY CARE CENTER		65			65
TREASURE COAST FORENSIC TREATMENT CTR		44	21	32%	65
BROOKDALE CENTRE POINTE	1	64			65
WADSWORTH HEALTH CENTER		62	3	5%	65
OKEECHOBEE URGENT CARE		17	48	74%	65
GRACE MEDICAL HOME		52	13	20%	65
ISLAND COAST PEDIATRICS		58	7	11%	65
NORTH SHORE UNIVERSITY HOSPITAL LABORATORY		59	6	9%	65
NOMI HEALTH LAB SERVICES LLC		5	60	92%	65
SUMMER VISTA ASSISTED LIVING		38	27	42%	65
SAMFORD UNIVERSITY HEALTH SERVICES		64	1	2%	65
VETERANS AFFAIRS MEDICAL CENTER - GULF COAST		27	38	58%	65
FLORIDA MEDICAL CLINIC PA		46	18	28%	64
OUT OF STATE		40	24	38%	64
NEMOURS CHILDRENS PRIMARY CARE OVIEDO		51	13	20%	64
NXGEN MDX		20	44	69%	64
JOSEPH L MORSE GERIATRIC CENTER	2	59	3	5%	64
TRINITY AL SENIOR HOUSING LLC		45	19	30%	64
GREENLEAF ALF		63	1	2%	64
DAVID POSNACK JEWISH DAY SCHOOL		63			63
FREEDOM SQUARE NURSING CENTER		55	8	13%	63
APC PEDIATRICS AT RYE ROAD MEDICAL PARK		63			63
ARTHREX MEDICAL CENTER		39	24	38%	63
HERNANDO COUNTY FIRE RESCUE DISTRICT		29	34	54%	63
VIERA HEALTH AND REHABILITATION CENTER		62	1	2%	63
BEEHIVE HOMES OF GULF BREEZE		47	16	25%	63
MEDI CLINIC SARASOTA INC		62	1	2%	63
OVERLOOK HOSPITAL LABORATORY		57	5	8%	62
WILSON MEMORIAL REGIONAL MEDICAL CENTER		58	4	6%	62
INTERNAL MEDICINE ASSOCIATES PA		58	4	6%	62
MENTAL HEALTH CARE INC		53	9	15%	62
NORTH FLORIDA MEDICAL CENTER		58	4	6%	62
TOWERS HOME CARE		58	4	6%	62

COVID-19: testing by laboratory

Data through Mar 22, 2021 verified as of Mar 23, 2021 at 09:25 AM

Data in this report are provisional and subject to change.

The numbers in the table below represent the number of Florida and non-Florida residents for whom test results were received by the Department of Health. A person can be tested by more than one laboratory and can have both positive and negative results. **Therefore, the sum of the numbers in each column will be larger than the total number of people tested.**

Reporting lab	Inconclusive	Negative	Positive	Percent positive	Total
EMERALD COAST HOSPICE		61	1	2%	62
ADVENT HEALTH - PALM COAST		1	61	98%	62
LAKELAND REGIONAL HEALTH		38	24	39%	62
BURRY'S PHARMACY INC		37	25	40%	62
FLORIDA HEALTH CARE		8	53	87%	61
BRADFORD COUNTY HEALTH DEPARTMENT		60	1	2%	61
TROY REGIONAL MEDICAL CENTER		50	11	18%	61
DASCENA, INC		52	9	15%	61
PALM BAY URGENT CARE		28	33	54%	61
MICHAEL AKPEKE MD		52	9	15%	61
WASHINGTON REHABILITATION AND NURSING CENTER		51	10	16%	61
Winter Park Care and Rehab		60	1	2%	61
RITECARE MED CTR H			61	100%	61
TWIN CREEKS ASSISTED LIVING & MEMORY CARE		57	3	5%	60
THE PRESERVE AT CLEARWATER		58	2	3%	60
SONORAN DESERT PATHOLOGY ASSOCIATES		3	57	95%	60
THE GOOD SHEPARDS OF DELAND-WEST		59	1	2%	60
81ST MEDICAL GROUP		28	32	53%	60
CINNAMON COVE ALF		59	1	2%	60
EAST HILL PHARMACY		42	18	30%	60
AVOW HOSPICE INC		60			60
SILVER LAKE PEDIATRICS PA		55	5	8%	60
WAVE CREST HEALTH AND REHABILITATION CENTER		57	2	3%	59
TBI RESIDENTIAL SERVICES, INC.		48	11	19%	59
BIG BEND CARES, INC		51	8	14%	59
CARDIOLOGY AND MEDICINE ASSOCIATES		43	16	27%	59
MILLENIUM PHYSICIANS GROUP		1	58	98%	59
INTERNAL LAB		50	9	15%	59
ST FRANCIS HOSPITAL		51	8	14%	59
FERN PARK DEVELOPMENTAL CENTER		5	54	92%	59
LINCOLN MEDICAL AND MENTAL HEALTH CENTER		56	3	5%	59
LPG CONVENIENT CARE AT PINE ISLAND ROAD		53	6	10%	59
BIOTECH		52	7	12%	59
UHEALTH AT FISHER ISLAND			59	100%	59
DEVELOPMENTAL DISABILITIES DEFENDANT PROGRAM		57	2	3%	59
KINDRED HOSPITAL CENTRAL TAMPA BLOOD GAS	1	52	5	9%	58
Margate Health and Rehabilitation Center		56	2	3%	58
MINUTECLINIC DIAGNOSTIC OF NEW JERSEY		51	7	12%	58
HORIZON ALF		57	1	2%	58
PANCARE HEALTH - JACKSON COUNTY		47	11	19%	58
STEINHATCHEE FAMILY MEDICAL CENTER	1	49	8	14%	58
MEDLOGIC LABORATORIES		3	55	95%	58
SONATA BOCA RATON		54	4	7%	58
MICHIGAN DEPARTMENT OF HEALTH AND HUMAN SERVICES	1		57	98%	58
MALCOM RANDALL DEPT OF VAMC			57	100%	57
PALM RIVER COMMUNITY HEALTH CENTER		52	5	9%	57
ST CLOUD PHYSICIAN MANAGEMENT LLC DBA ST CLOUD		28	29	51%	57

COVID-19: testing by laboratory

Data through Mar 22, 2021 verified as of Mar 23, 2021 at 09:25 AM

Data in this report are provisional and subject to change.

The numbers in the table below represent the number of Florida and non-Florida residents for whom test results were received by the Department of Health. A person can be tested by more than one laboratory and can have both positive and negative results. **Therefore, the sum of the numbers in each column will be larger than the total number of people tested.**

Reporting lab	Inconclusive	Negative	Positive	Percent positive	Total
ASCENSION SACRED HEART BAY LABORATORY		54	3	5%	57
KEY WEST MEDICAL CENTER	1	50	6	11%	57
ALZHEIMERS CARE CENTER OF VIERA LTD		37	20	35%	57
BUECHELE DENTAL PA DBA CLERMONT FAMILY DENTISTRY		47	10	18%	57
CDR MAGUIRE INC	1	7	49	86%	57
THE CANOPY AT BERRYHILL		57			57
BioReference Laboratories, Inc		7	50	88%	57
KAPG FLEMING ISLAND SENIOR HOUSING OPCO LLC	1	56			57
GENESIS DERMATOLOGY		53	4	7%	57
Palms at Ponte Vedra Assisted Livning and Memory Care		54	3	5%	57
MICHAEL A VENAZIO MD		54	3	5%	57
DEPT OF VA MED CENTE-WEST PALM BEACH			57	100%	57
AESTHETIC SURGERY CENTER OF WINTER PARK, THE	3	48	5	9%	56
TIFFANY HALL NURSING AND REHAB		44	12	21%	56
TUKA PEDIATRICS		7	49	88%	56
CVS MINUTE CLINIC		1	55	98%	56
ROCKLEDGE REGIONAL MEDICAL CENTER		30	26	46%	56
MAUREEN OROURKE-FUTEY			56	100%	56
GOOD HEARTS COVID TESTING		13	43	77%	56
MARQUIS LABS, LLC		55	1	2%	56
ATRIA PARK OF LAKE FOREST (WG HERITAGE LF LLC)		54	2	4%	56
ALEXANDER NININGER STATE VETERANS		56			56
PHYSICIANS PRIMARY CARE OF SOUTHWEST FLORIDA		39	17	30%	56
MINUTECLINIC DIAGNOSTIC OF KANSAS, PA		47	9	16%	56
HIALEAH HOSPITAL RESPIRATORY DEPT			56	100%	56
EAGLES WATCH CLUSTER		47	9	16%	56
SIGNATURE HEALTHCARE OF MIDDLEBURG		55	1	2%	56
CHILDREN'S HOSPITAL OF ALABAMA		55	1	2%	56
MEADOWCREST FAMILY PHYSICIANS PA	1	33	22	39%	56
NITE LITE PEDIATRICS - PORT ST. LUCIE		46	9	16%	55
SONATA HUNTERS CREEK		47	8	15%	55
SUMTER PEDIATRICS		50	5	9%	55
PREMIER MEDICAL ASSOCIATES ALL FLORIDA LLC		54	1	2%	55
AESTHETIC ENHANCEMENTS		55			55
SARATOGA HOSPITAL LABORATORY		50	5	9%	55
KENDALL REGIONAL MEDICAL CENTER LAB	3		52	95%	55
life Care Center of Melbourne		38	17	31%	55
CARE CENTERS OF NASSAU LLC MINER ROAD SOUTH		55			55
PERSONAL PEDIATRICS		48	7	13%	55
COOPER FAMILY MEDICAL, PLLC		45	10	18%	55
FAMILY EXTENDED CARE OF PUNTA GORDA		54			54
UNITED LABORATORY SERVICES CORPORATION		38	16	30%	54
CAMPBELL URGENT CARE			54	100%	54
APOLLOMDX LABS		32	22	41%	54
FAST PACE MEDICAL CLINIC, PLLC		47	7	13%	54
ROSECASTLE OF JACKSONVILLE LLC		53	1	2%	54
CAMBRIDGE SECURITY SERVICES		51	3	6%	54

COVID-19: testing by laboratory

Data through Mar 22, 2021 verified as of Mar 23, 2021 at 09:25 AM

Data in this report are provisional and subject to change.

The numbers in the table below represent the number of Florida and non-Florida residents for whom test results were received by the Department of Health. A person can be tested by more than one laboratory and can have both positive and negative results. **Therefore, the sum of the numbers in each column will be larger than the total number of people tested.**

Reporting lab	Inconclusive	Negative	Positive	Percent positive	Total
CLERMONT HEALTH AND REHAB		40	14	26%	54
VILLAGES VA CBOC	2	48	4	7%	54
JUNIPER VILLAGE AT NAPLES		53	1	2%	54
Salerno Bay Health & Rehabilitation Center		44	10	19%	54
BARNETT PARK□		2	52	96%	54
PALM BAY PEDIATRICS		36	18	33%	54
MINUTECLINIC DIAGNOSTIC OF HAWAII LLC		47	7	13%	54
FINLAY CLINICAL LABORATORY		20	34	63%	54
CERTUS MTD OPCP LLC		52	2	4%	54
SAFARI PEDIATRICS PA		53	1	2%	54
ADVENT HEALTH - MOUNT DORA		10	44	81%	54
FAMILY HEALTH CENTER		40	14	26%	54
ST. CLOUD MEDICAL GROUP		54			54
SARASOTA CO. HEALTH DEPT # 58		40	14	26%	54
FLORIDA HEALTH CARE DELAND			54	100%	54
MISSION OAKS ASSISTED LIVING□		51	2	4%	53
LONGWOOD CARDIOLOGY			53	100%	53
PROMEDICA SENIOR LIVING		51	2	4%	53
BARNES HEALTHCARE OF FLORIDA LLC		49	4	8%	53
QUOTIENT SCIENCES LABS LLC			53	100%	53
VPA PC LAB		48	5	9%	53
UNIVERSITY OF WEST FLORIDA, THE		52	1	2%	53
WEST ISLIP URGENT CARE		48	5	9%	53
GENTIVA HEALTH SERVICES CERTIFIED INC		50	3	6%	53
Osprey Point Nursing Center		51	2	4%	53
SOMERSET			53	100%	53
NICEVILLE URGENT CARE		8	45	85%	53
LITTLE NECK URGENT CARE		50	2	4%	52
ADVENT HEALTH		49	3	6%	52
SNH BRFL TENANT LLC	2	50			52
MINUTE CLINIC INCORPORATE		45	7	13%	52
TALLAHASSEE VA OPC		50	2	4%	52
EMERGENCY PHYSICIANS MEDICAL CENTER LLC		34	18	35%	52
ROCHESTER GENERAL HOSPITAL LABORATORY		48	4	8%	52
VALENCIA HOUSE ALF		51	1	2%	52
INTERNAL MEDICINE SPECIALIST		46	6	12%	52
FUTURE PEDIATRICS		49	3	6%	52
ERIC C MRSHAL, MD, PC #1842		49	3	6%	52
ST VINCENTS PRIMARY CARE		47	5	10%	52
PENNSYLVANIA DEPARTMENT OF HEALTH BUREAU OF LABORATORIES			51	100%	51
LPG PEDIATRICS AT PAGE FIELD		50	1	2%	51
ERDOX		49	2	4%	51
AVANTE ST CLOUD		48	3	6%	51
GULFVIEW MEDICAL INSTITUTE		51			51
LAKELAND REGIONAL HEALTH GATEWAY CENTER		28	23	45%	51
Jupiter Medical Center Pavilion		50	1	2%	51
GOLDEN POND COMMUNITIES		51			51

COVID-19: testing by laboratory

Data through Mar 22, 2021 verified as of Mar 23, 2021 at 09:25 AM

Data in this report are provisional and subject to change.

The numbers in the table below represent the number of Florida and non-Florida residents for whom test results were received by the Department of Health. A person can be tested by more than one laboratory and can have both positive and negative results. **Therefore, the sum of the numbers in each column will be larger than the total number of people tested.**

Reporting lab	Inconclusive	Negative	Positive	Percent positive	Total
INN AT THE FOUNTAINS, THE		34	17	33%	51
GATEWAY CARE CENTER		50	1	2%	51
CALHOUN COUNTY HEALTH DEPT		24	27	53%	51
S-H THIRTY FIVE OPCO - ORANGE CITY, LLC		41	10	20%	51
BETHUNE-COOKMAN UNIVERSITY		32	18	36%	50
HILA BECKERMAN MD LLC	1	45	4	8%	50
BRANDON COMMUNITY HEALTH CENTER		39	11	22%	50
BENTON HOUSE OF PORT ORANGE		44	6	12%	50
SOUTH CAROLINA DEPT OF HEALTH AND ENVIRONMENT CONTROL		11	39	78%	50
PHILLIPPE RIDGE		38	12	24%	50
SOUTHEAST ALABAMA MEDICAL CENTER			50	100%	50
ADVENT HEALTH EXPRESS CARE		5	45	90%	50
ORCHID COVE AT DAYTONA		45	5	10%	50
WALGREENS #10373		48	2	4%	50
PORT ST. LUCIE - ZAXBY'S		50			50
TRADITIONAL HOME HEALTH OF PALM BEACH INC		49	1	2%	50
MIRIMUS CLINICAL LABS	1	20	28	57%	49
NORTHBROOK CENTER FOR☐		47	2	4%	49
USF		1	48	98%	49
RAINBOW PEDIATRICS PC LLC / BREAKFAST POINT		38	11	22%	49
HEALTH FIRST - CAPE CANAVERAL HOSPITAL		1	48	98%	49
ALLEGRO		47	2	4%	49
PRACTICE MANAGEMENT OF AMERICA, INC.		7	42	86%	49
THE TRADITION OF THE PALM BEACHES		48	1	2%	49
DOH		23	26	53%	49
KESHAV RX LLC		41	8	16%	49
SOLARIS SENIOR LIVING NORTH NAPLES		48	1	2%	49
SOUTHSIDE HOSPITAL NORTHWELL HEALTH LABORATORY		42	7	14%	49
SOFT CELL LABORATORIES		45	4	8%	49
INFINITY BIOLOGIX LLC OAKDALE		46	3	6%	49
BREVARD HEALTH ALLIANCE INC		47	2	4%	49
HCTB INC		47	2	4%	49
GRAND AVENUE RX			48	100%	48
SPRING MANOR ASSISTED LIVING		48			48
BENTLEY VILLAGE II		39	9	19%	48
SEWANEE MOLECULAR DIAGNOSTICS LABORATO		48			48
BAY CENTER HURRICANE SHELTER		48			48
POPLAR HEALTHCARE PLLC	1	11	36	75%	48
CAREMED INTERNAL MEDICINE		30	18	38%	48
PREMIER MEDICAL ASSOCIATES		46	2	4%	48
GRAND OAKS OF PALM CITY LLC☐	1	41	6	13%	48
PREMIER COMMUNITY HEALTHCARE GROUP INC		46	2	4%	48
S-H THIRTY FIVE OPCO - LUTZ, LLC		47	1	2%	48
NAPLES PEDIATRICS INC☐		43	5	10%	48
THE TERRACE OF JACKSONVILLE		3	45	94%	48
QHC UPSTATE MEDICAL PC		40	8	17%	48
DOT DOC SARASOTA		43	5	10%	48

COVID-19: testing by laboratory

Data through Mar 22, 2021 verified as of Mar 23, 2021 at 09:25 AM

Data in this report are provisional and subject to change.

The numbers in the table below represent the number of Florida and non-Florida residents for whom test results were received by the Department of Health. A person can be tested by more than one laboratory and can have both positive and negative results. **Therefore, the sum of the numbers in each column will be larger than the total number of people tested.**

Reporting lab	Inconclusive	Negative	Positive	Percent positive	Total
CENTRA CARE – LAKE NONA		6	42	88%	48
COURTYARD GARDENS OF JUPITER		48			48
NEW YORK PRESBYTERIAN - QUEENS DIAGNOSTIC		44	3	6%	47
MADISON COUNTY MEMORIAL HOSPITAL LABORATORY		15	32	68%	47
ALL AMERICAN URGENT CARE			47	100%	47
VILLAGE ON THE ISLE☐		42	5	11%	47
LPG PRIMARY CARE AT SURFSIDE		42	5	11%	47
CAPE REGIONAL MEDICAL CENTER		45	2	4%	47
BLOCK NATION CHASE		38	9	19%	47
FELICIDAD MEDICAL CENTER		1	46	98%	47
Citymd Of Toms River		41	6	13%	47
ADVENT HEALTH - LAKE WALES		35	12	26%	47
FHMG_CTR FOR SENIOR HEALTH		42	5	11%	47
NAVARRE GARDENS		41	6	13%	47
COMPLETE HOME CARE OF THE PALM BEACHES LLC		43	4	9%	47
HERNANDO ENDOSCOPY AND SURGERY CENTER		36	11	23%	47
MINUTECLINIC DIAGNOSTIC OF SOUTH CAROL		43	4	9%	47
INTERLAB		1	46	98%	47
ADVENT HEALTH MEDICAL GROUP OB GYN AT		40	6	13%	46
COLLIER BLVD HMA PHYSICIAN MANAGEMENT LLC		46			46
NORTH FLORIDA / SOUTH GEORGIA VETERANS HEALTH SYSTEM		1	45	98%	46
KAPG ST AUGUSTINE SENIOR HOUSING OPCO LLC		37	9	20%	46
HOME CARE PHARMACY		46			46
CITYMD OF MANAHAWKIN		44	2	4%	46
ST ANTHONYS PRIMARY CARE LLC/JACKSON STREET			46	100%	46
ADVENTIST HEALTH SYSTEM FLORIDA		31	15	33%	46
MOBILE DOC FL, LLC		29	17	37%	46
HARTFORD HEALTH SERVICES LLC		46			46
INTERCOASTAL MEDICAL GROUP			46	100%	46
WINTER GARDEN REHAB AND NURSING CENTER		42	4	9%	46
COLONY CARE CENTER		35	11	24%	46
FAMILY EXTENDED CARE OF WINTER HAVEN		44	2	4%	46
EAST MANATEE FAMILY	1	1	44	96%	46
Guardian Care Nursing and Rehabilitation Center		46			46
PREMIER PLACE HEALTHCARE AT THE GLENVIEW		46			46
LONG ISLAND JEWISH MED CTR		43	3	7%	46
H LEE MOFFITT CANCER CENTER MICRO		46			46
WG EVERGREEN WOODS SH LLC		46			46
NEOGENOMICS LABORATORIES INC		45			45
HOLY NAME HOSPITAL LABORATORY		43	2	4%	45
LARA HEALTH AND WELLNESS CENTER LLC		45			45
CORNERSTONE PEDIATRICS		35	10	22%	45
PANCARE HEALTH - BAY COUNTY - YOUNGSTOWN		40	5	11%	45
REDI-MED WALK-IN FAMILY CARE			45	100%	45
NEXT MOLECULAR ANALYTICS		14	31	69%	45
STUART URGENT CARE			45	100%	45
NIGHT LITE PEDIATRICS CENTER LLC		10	35	78%	45

COVID-19: testing by laboratory

Data through Mar 22, 2021 verified as of Mar 23, 2021 at 09:25 AM

Data in this report are provisional and subject to change.

The numbers in the table below represent the number of Florida and non-Florida residents for whom test results were received by the Department of Health. A person can be tested by more than one laboratory and can have both positive and negative results. **Therefore, the sum of the numbers in each column will be larger than the total number of people tested.**

Reporting lab	Inconclusive	Negative	Positive	Percent positive	Total
PATRICK MANOR INCORPORATED		45			45
COLLIER URGENT CARE CENTERS		44	1	2%	45
COLLIER COUNTY JAIL		45			45
GRAMERCY PARK URGENT CARE		43	2	4%	45
SOUTHPORT SQUARE HARBOUR HEALTH		45			45
MARIANNA HEALTH AND REHABILITATION CENTER		44	1	2%	45
BRP SH OPCO LLC		45			45
ALLIANCE OF PHYSICIANS AGAINST COVID-19			45	100%	45
THE MERIDIAN AT BOCA RATON	1	43			44
ASHTON PLACE	3	37	4	9%	44
LINCOLN DIAGNOSTIC LAB		42	2	5%	44
TGH URGENT CARE POWERED BY FAST TRACK			44	100%	44
LONG ISLAND UNIVERSITY - POST CAMPUS		44			44
CVS NY4098030POCT NEW YORK		44			44
LUTHERAN HAVEN EXTENDED CONGREGATE CAR		44			44
FLORIDA HOSPITAL		28	16	36%	44
TAMPA BAY CONCIERGE DOCTOR, LLC		42	2	5%	44
MORTON PLANT			44	100%	44
PEDIATRICS OF CENTRAL FLORIDA – SAINT CLOUD	2	40	2	5%	44
Gulf Shore Care Center		39	5	11%	44
WOLFF CTR FOR CHILD & ADOLESCENT HEALTH PLLC,THE		26	17	40%	43
LAKE CO EMPLOYEE HEALTH AND WELLNESS CENTER		39	4	9%	43
UNION MEDICAL CARE PLLC		43			43
DUVAL PHARMACY		32	11	26%	43
WALGREENS 3145		40	3	7%	43
SAN CARLOS PHARMACY		39	4	9%	43
PINES NURSING HOME		41	2	5%	43
RADIOLOGY ASSOCIATES OF VENICE AND ENGLEWOOD		41	2	5%	43
BRANCH MEDICAL CLINIC			43	100%	43
ISLAND URGENT CARE PLLC		41	2	5%	43
BAPTIST URGENT CARE		40	3	7%	43
ADVENTHEALTH MEDICAL GROUP FAMILY MEDICINE		38	5	12%	43
PRINCETON VILLAGE☐		39	4	9%	43
VIP WALK IN CLINIC		21	22	51%	43
PLAINVIEW URGENT CARE		40	3	7%	43
FIRST CHOICE URGENT CARE		12	31	72%	43
LAKE MARY KIDS CENTRA CARE		33	10	23%	43
MAIMONIDES-SHALOM ACADEMY, INC		41	1	2%	42
LOURDES HOSPITAL INC		40	2	5%	42
NORTH FLORIDA PEDIATRICS - JACKSONVILLE		37	5	12%	42
ROYAL PALM SENIOR RESIDENCE		42			42
URGENT CARE & WELLNESS CENTER		10	32	76%	42
Atlantic Shore Nursing and Rehab		42			42
GEORGE E WEEMS MEMORIAL HOSPITAL LAB		32	10	24%	42
MILLENIA ADVANCED SCIENTIFIC LLC			42	100%	42
SUNCOAST TECHNICAL COLLEGE SCHOOL OF HEALTH		42			42
PACIFICA SENIOR LIVING OCALA		37	5	12%	42

COVID-19: testing by laboratory

Data through Mar 22, 2021 verified as of Mar 23, 2021 at 09:25 AM

Data in this report are provisional and subject to change.

The numbers in the table below represent the number of Florida and non-Florida residents for whom test results were received by the Department of Health. A person can be tested by more than one laboratory and can have both positive and negative results. **Therefore, the sum of the numbers in each column will be larger than the total number of people tested.**

Reporting lab	Inconclusive	Negative	Positive	Percent positive	Total
KIVA AT CANTERBURY		25	17	40%	42
CVS MINUTE CLINIC DIAGNOSTIC OF NORTH CAROL		36	6	14%	42
CLINICAL LABORATORY		42			42
BENTON HOUSE OF ST. JOHNS		40	2	5%	42
COURTYARD GARDENS OF BOYNTON BEACH, LLC		38	3	7%	41
PEDIATRICS OF CENTRAL FLORIDA KISSI		33	8	20%	41
OPTUMCARE SOUTH FLORIDA, LLC		34	7	17%	41
MID-FLORIDA PATHOLOGY, LLC		33	8	20%	41
FLORIDA HOSPITAL NEW SMYRNA		4	37	90%	41
AVALON PARK RETIREMENT RESIDENCE		40	1	2%	41
ATRIA WILLOW WOOD		39	2	5%	41
A & R RESEARCH GROUP		35	6	15%	41
STAT ONE URGENT CARE CENTER		2	39	95%	41
University Hills health and Rehabilitation		31	10	24%	41
IMA MEDICAL GROUP POINCIANA		18	23	56%	41
CROSSROADS URGENT CARE		26	15	37%	41
WHITE-WILSON MEDICAL CENTER		30	11	27%	41
BRONX LEBANON HOSPITAL-MEDICAL CENTER		37	4	10%	41
GUIDEWELL EMERGENCY MEDICINE DOCTORS LLC		16	25	61%	41
IMA MEDICAL CENTER		26	15	37%	41
NORTHWELL HEALTH PLAINVIEW HOSPITAL LABORATORY		32	9	22%	41
MINUTECLINIC, LLC		36	5	12%	41
CITRUS COUNTY HEALTH DEPARTMENT		35	6	15%	41
UNIVERSITY OF ALABAMA		38	3	7%	41
LONGLEAF DIAGNOSTIC LABORATORIES		11	29	73%	40
OCOEE PEDIATRICS		33	7	18%	40
CAPITAL REGIONAL MEDICAL CENTER		2	38	95%	40
POINTE AT NEW PORT PLACE,THE		40			40
ST JOSEPHS HOSPITAL SOUTH HOSPITAL			40	100%	40
CITY OF CAPE CORAL		34	6	15%	40
CLINICAL PATHOLOGY LABORATORIES, INC		40			40
TOTAL RENAL LABORATORIES INC		33	7	18%	40
ADVENT HEALTH CENTRA CARE - LAKELAND		30	10	25%	40
M&V SAN JOSE MEDICAL CENTER			40	100%	40
PRIDE DIAGNOSTICS		24	16	40%	40
ADVANCE URGENT CARE CENTER, LLC		1	39	98%	40
NORTH CAROLINA DEPARTMENT OF HEALTH & HUMAN SERVICES	1		39	98%	40
CARE 4 U MANAGEMENT, INC			39	100%	39
MIAMI CLINICAL RESEARCH CORP			39	100%	39
CLINICAL RESEARCH SEQUENCING PLATFORM		8	31	79%	39
MAIN STREET MEDICAL CENTER OF CRESTVIEW PA		20	19	49%	39
VANDERBILT UNIVERSITY MEDICAL CENTER		35	4	10%	39
MEDEX MEDICAL EXPRESS OF PALATKA LLC			39	100%	39
JFK MEDICAL CENTER NORTH LAB		1	38	97%	39
GENEXPERT			39	100%	39
SANTA BARBARA CARE CENTER		22	17	44%	39
WG BAYPOINT VILLAGE SH LLC		38	1	3%	39

COVID-19: testing by laboratory

Data through Mar 22, 2021 verified as of Mar 23, 2021 at 09:25 AM

Data in this report are provisional and subject to change.

The numbers in the table below represent the number of Florida and non-Florida residents for whom test results were received by the Department of Health. A person can be tested by more than one laboratory and can have both positive and negative results. **Therefore, the sum of the numbers in each column will be larger than the total number of people tested.**

Reporting lab	Inconclusive	Negative	Positive	Percent positive	Total
GUYAN VALLEY WELLNESS CENTER		32	7	18%	39
BIOFIRE		7	32	82%	39
JUNIPER VILLAGE AT CAPE CORAL		34	5	13%	39
BAYSHORE PATHOLOGY CONSULTANTS PA		37	2	5%	39
CEDAR CREEK AT KINGS BAY INC		39			39
LYSTER ACH FT RUCKER AL		36	3	8%	39
BROOKDALE BRANDON	1	38			39
SUNSHINE ASSISTED LIVING		39			39
BAY COUNTY JAIL ANNEX		34	5	13%	39
BRIDGEVIEW CENTER LLC□		27	12	31%	39
CORRECTIONAL MEDICAL GROUP		27	11	29%	38
ATRIA SAN PABLO		36	2	5%	38
STEWARD MEDICAL GROUP, INC		21	17	45%	38
Life Care Center of Citrus County		37	1	3%	38
EASTERN SHORE URGENT CARE		27	11	29%	38
MOLECULAR DIAGNOSTICS		5	33	87%	38
Bon Secours Maria Manor		33	5	13%	38
CCRC @ SUNFLOWER LLC		35	3	8%	38
LAKE INTERNAL MEDICINE ASSOCIATES PA		32	6	16%	38
BOND CLINIC, PA		9	29	76%	38
HIGHLANDS COUNTY FIRE RESCUE		38			38
FLORIDA DEPARMENT OF HEALTH CLAY COUNTY		25	13	34%	38
PREMISE HEALTH MIA		1	37	97%	38
AUTUMN OF SARASOTA		12	26	68%	38
ANDALUSIA HEALTH		21	17	45%	38
HOMEWOOD RESIDENCE AT FREEDOM PLAZA		37	1	3%	38
STETSON UNIVERSITY STUDENT HEALTH CENTER		3	35	92%	38
HR SARASOTA OPERATOR LLC		25	12	32%	37
CONNECTICUT DEPARTMENT OF HEALTH		22	15	41%	37
MAKO MEDICAL		21	16	43%	37
FAMILY EXTENDED CARE OF SEBRING INC		35	2	5%	37
ONE MILO		37			37
INNOVATION CLINICAL TRIALS, INC			37	100%	37
MINUTECLINIC DIAGNOSTIC OF RHODE ISLAND, LLC #1544		36	1	3%	37
PONCE THERAPY CARE CENTER		34	3	8%	37
ADVENTHEALTH MEDICAL GROUP MULTISPECIALTY			37	100%	37
MINUTECLINIC DIAGNOSTIC OF NORTH CAROLINA		36	1	3%	37
BITTINGS APOTHECARY INC		33	4	11%	37
HOLZER HEALTH CENTER		5	32	86%	37
NIGHT LITE PEDIATRIC CENTER		10	27	73%	37
PATHOGENIUS LABORATORIES		30	7	19%	37
SHERMAN-ABRAMS LABORATORY INC		33	4	11%	37
BULLS HEAD URGENT CARE		35	2	5%	37
ACCURATE DIAGNOSTIC LAB		35	2	5%	37
ST AUGUSTINE PEDIATRIC ASSOC		33	4	11%	37
THE COLLIER AT NAPLES		36	1	3%	37
LIGHTHOUSE PEDIATRICS OF NAPLES		33	4	11%	37

COVID-19: testing by laboratory

Data through Mar 22, 2021 verified as of Mar 23, 2021 at 09:25 AM

Data in this report are provisional and subject to change.

The numbers in the table below represent the number of Florida and non-Florida residents for whom test results were received by the Department of Health. A person can be tested by more than one laboratory and can have both positive and negative results. **Therefore, the sum of the numbers in each column will be larger than the total number of people tested.**

Reporting lab	Inconclusive	Negative	Positive	Percent positive	Total
TAYLORVILLE FAMILY MEDICINE		30	7	19%	37
ST JOSEPHS CHILDRENS OUTREACH			37	100%	37
THE MEDICAL GROUP OF SOUTH FLORIDA INC		33	4	11%	37
ALWAYS BEST CARE SENIOR SERVICES		33	3	8%	36
BIOREFERENCE LABORATORIES INC		3	33	92%	36
ROADS PEDIATRICS,LLC		34	2	6%	36
SOMA MEDICAL CENTER PA #3		5	31	86%	36
WASHINGTON COUNTY HEALTH DEPARTMENT		24	12	33%	36
DOCTORS CENTER PA,THE		34	2	6%	36
HARMONY HEALTH OPCO, LLC		15	21	58%	36
PROFESSIONAL PEDIATRICS		34	2	6%	36
BELVEDERE COMMONS OF SUN CITY CENTER□		36			36
LPG CONVENIENT CARE AT METRO		33	3	8%	36
LPG PULMONOLOGY-COCONUT POINT		31	5	14%	36
BVL/LITTLE ANGEL PEDIATRICS		36			36
ST LUCIE COUNTY JAIL		26	9	26%	35
PARKSIDE HEALTH AND REHABILITATION CENTER			35	100%	35
LABCORP		14	21	60%	35
POARCH BANC CREEK INDIANS TRIBAL HEALTH DEPARTMENT			35	100%	35
P23 LABS		35			35
NEUPATH DIAGNOSTICS		27	8	23%	35
NEUROINTERNATIONAL SARASOTA		32	3	9%	35
BOCA TOXICOLOGY LLC		33	2	6%	35
VETERANS AFFAIRS MEDICAL CENTER - NEW YORK HARBOR		34	1	3%	35
PECONIC BAY MEDICAL CENTER LABORATORY		26	9	26%	35
WUESTHOFF MEMORIAL HOSPITAL			35	100%	35
COLLIER HMA PHYSICIAN MANAGEMENT LLC		27	8	23%	35
ADULT MEDICINE OF LAKE COUNTY INC			35	100%	35
MAINSTREET FAMILY URGENT CARE		1	34	97%	35
CDR MAGUIRE - MIAMI BEACH CC MISSION 17388		2	33	94%	35
IRL		4	31	89%	35
CAREHERE LAKE SCHOOLS EMPLOYEE HEALTH CENTER		24	11	31%	35
NCHD		21	14	40%	35
FHMG-FLORIDA HOSPITAL MEDICAL GROUP		25	10	29%	35
D W MCMILLAN MEMORIAL HOSPITAL		24	11	31%	35
VIKOR SCIENTITIC		5	30	86%	35
PALM POINT BEHAVIORAL HEALTH		35			35
ADVENT HEALTH - FISH MEMORIAL		2	33	94%	35
ST. MARYS MEDICAL CENTER		1	34	97%	35
UNIVERSITY HOSPITAL		30	5	14%	35
BENTON HOUSE OF CLERMONT		35			35
PATHGROUP		9	26	74%	35
ISLAND LAKE CENTER		14	21	60%	35
RESIDENTIAL PLAZA AT BLUE LAGOON INC		31	3	9%	34
SOUTHCORP LABORATORY		4	30	88%	34
RASHDA ALBIBI M.D. P.A.		31	3	9%	34
TUSCAN GARDENS OF DELRAY BEACH MANAGEMENT COMPANY,		34			34

COVID-19: testing by laboratory

Data through Mar 22, 2021 verified as of Mar 23, 2021 at 09:25 AM

Data in this report are provisional and subject to change.

The numbers in the table below represent the number of Florida and non-Florida residents for whom test results were received by the Department of Health. A person can be tested by more than one laboratory and can have both positive and negative results. **Therefore, the sum of the numbers in each column will be larger than the total number of people tested.**

Reporting lab	Inconclusive	Negative	Positive	Percent positive	Total
BAY STREET PHARMACY☐		32	2	6%	34
THE SPRINGS OF PARC HILL		33	1	3%	34
JOHN KNOX VILLAGE OF CENTRAL FLORIDA		30	4	12%	34
HARBORCHASE OF WELLINGTON CROSSING		32	2	6%	34
REDI-MED WALK IN FAMILY CLINIC			34	100%	34
ENCOMPASS HEALTH REHABILITATION HOSPITAL OF LARGO		31	3	9%	34
BASSETTI MEDICAL RESEARCH INC		28	6	18%	34
WALGREENS COVID-19		27	7	21%	34
MINUTECLINIC DIAGNOSTIC OF LOUISIANA		32	2	6%	34
MINUTECLINIC DIAGNOSTIC OF MICHIGAN		31	3	9%	34
FLORIDA PEDIATRIC GROUP PA		28	6	18%	34
MEDCOMP SCIENCES			34	100%	34
LONG TERM CARE OF GULF BREEZE LLC		30	4	12%	34
PARAMOUNT WALK-IN CLINIC		1	33	97%	34
MIDDLETOWN MEDICAL P C		24	10	29%	34
AYERS NURSING AND REHABILITATION CENTER		34			34
METRO KNOXVILLE HMA		25	8	24%	33
BOND CLINIC		3	30	91%	33
JAMAICA HOSPITAL MEDICAL CENTER		29	4	12%	33
VETERAN AFFAIRS MEDICAL CENTER - JAMES J PETERS		30	3	9%	33
AMBRY GENETICS CORPORATION	23	10			33
VILLA COURT LLC		33			33
ALAN A SMITH MD LLC		31	2	6%	33
WESTWOOD NURSING AND REHABILITATION		28	5	15%	33
MINUTECLINIC DIAGNOSTIC MEDICAL GROUP		30	3	9%	33
GREENRIDGE GROUP HOME	3	11	19	58%	33
PREMIUM HEALTH SERVICES OF TAMPA BAY LLC		17	16	48%	33
FLORIDA DEPARTMENT OF HEALTH IN MONROE COUNTY		27	6	18%	33
JACKSON HEALTH SYSTEM		2	31	94%	33
CENTRAL FLORIDA HEALTH CARE INC WAUCHULA SITE 2		26	7	21%	33
CORAL HOUSE ASSISTED LIVING COMMUNITY LLC		33			33
WELLMED AT NEW TAMPA		23	10	30%	33
Kensington Gardens		33			33
DCH REGIONAL MEDICAL CENTER LABORATORY		32	1	3%	33
AHSE ROP		32	1	3%	33
SOUTHEASTERN OUTPATIENT SURGERY CENTER		30	3	9%	33
PORT SAINT JOHN FAMILY PRACTICE		21	12	36%	33
Consulate Health Care of Orange Park		27	6	18%	33
FAMILY AND INTERNAL MEDICINE AT AVALON PARK		29	4	12%	33
SANFORD MOBILE LAB PGA TOUR		32	1	3%	33
PHYSICIAN ASSOCIATES LLC		26	7	21%	33
WALK IN MEDICAL URGENT CARE		33			33
NIGHT LITE PEDIATRICS URGENT CARE CENTER			33	100%	33
SIDDH INC DBA SAN CARLOS PHARMACY		31	2	6%	33
PHOSPHORUS DIAGNOSTICS		27	6	18%	33
Heartland Health Care Center North Sarasota		18	14	44%	32
FLORIDA PRESBYTERIAN HOMES INC		31	1	3%	32

COVID-19: testing by laboratory

Data through Mar 22, 2021 verified as of Mar 23, 2021 at 09:25 AM

Data in this report are provisional and subject to change.

The numbers in the table below represent the number of Florida and non-Florida residents for whom test results were received by the Department of Health. A person can be tested by more than one laboratory and can have both positive and negative results. **Therefore, the sum of the numbers in each column will be larger than the total number of people tested.**

Reporting lab	Inconclusive	Negative	Positive	Percent positive	Total
STATEN ISLAND UNIVERSITY HOSPITAL-POUCH		31	1	3%	32
WESTMINSTER ST AUGUSTINE		32			32
TRIPLE O MEDICAL SERVICES INC		29	3	9%	32
UNION MEDICAL CARE		32			32
NORTH FLORIDA PHARMACY		30	2	6%	32
MINUTE CLINIC LLC #2216		30	2	6%	32
AMMON ANALYTICAL LABORATORIES		28	4	13%	32
TRADITIONAL HOME CARE INC		31	1	3%	32
BROOKDALE CANOPY OAKS			32	100%	32
EP MEDICAL EQUIPMENT PHARMACY		28	4	13%	32
PASSPORT HEALTH ORLANDO		32			32
WARDE MEDICAL LABORATORY		24	8	25%	32
UNIVERSITY MEDICAL CTR OF PRINCETON AT		30	2	6%	32
OPIS COQUINA CENTER		32			32
IPSUM DIAGNOSTICS		3	29	91%	32
ALABAMA CLINICS		16	16	50%	32
COLORADO DEPARTMENT OF HEALTH LABORATORY SERVICES DIVISION			32	100%	32
LAKE COUNTY SCHOOLS EMPLOYEE HEALTH CENTER		21	11	34%	32
REHAB AND HEALTHCARE CENTER OF CAPE CORAL		32			32
COASTAL LABORATORIES OF FLORIDA		29	3	9%	32
VETERANS HOME			32	100%	32
EVERLYWELL		18	14	44%	32
CITRUS CARE CLINIC			32	100%	32
LAKE SHERIFF		31	1	3%	32
FORT CAROLINE GARDENS, INC		29	2	6%	31
HOLLISMED LLC		29	2	6%	31
EASYCARE WALK-IN CLINIC	1	11	19	61%	31
UR CARE FAMILY AND SPORTS MEDICINE			31	100%	31
COMMUNITY MEDICAL CARE CENTER INC			31	100%	31
ADVENTHEALTH MEDICAL GROUP FAMILY MEDICINE AT RDV		31			31
NAPHCARE, INC.		21	10	32%	31
TANVIR H SHAGAR NP		26	5	16%	31
REGENCY PARK ASSISTED LIVING FACILITY		29	2	6%	31
ATLAN		26	5	16%	31
UNIPATH		24	7	23%	31
JUPITER MEDICAL CENTER PHYSICIANS GROUP, INC		28	3	10%	31
ADVANCED URGENT CARE		12	19	61%	31
ARCPOINT LABS OF WEST PALM BEACH		1	30	97%	31
MEDICAL PAVILION CLINIC		19	12	39%	31
GRAND VILLA OF NEW PORT RICHEY		24	7	23%	31
AMERICAN ESOTERIC LABORATORIES		15	16	52%	31
DISCOVERY COMMONS AT BRADENTON		31			31
MICHAEL J D'AMBROSE MD PA		29	2	6%	31
FLAGLER HOSPITAL INC	2		29	94%	31
ENT AND ALLERGY ASSOCIATES OF FLORIDA LLC		30	1	3%	31
LONG BEACH URGENT CARE		31			31
HEALTH FIRST - VIERA HOSPITAL		1	30	97%	31

COVID-19: testing by laboratory

Data through Mar 22, 2021 verified as of Mar 23, 2021 at 09:25 AM

Data in this report are provisional and subject to change.

The numbers in the table below represent the number of Florida and non-Florida residents for whom test results were received by the Department of Health. A person can be tested by more than one laboratory and can have both positive and negative results. **Therefore, the sum of the numbers in each column will be larger than the total number of people tested.**

Reporting lab	Inconclusive	Negative	Positive	Percent positive	Total
LabCorp L#09258130 M#09258125		12	19	61%	31
PREMIER URGENT CARE CENTER LLC			31	100%	31
COLLIER ANESTHESIA PAIN LLC		31			31
AMEERAH LABS			30	100%	30
CARILLON SPORTS AND FAMILY MEDICINE		23	7	23%	30
COUNTY OF LOS ANGELES			30	100%	30
HERITAGE WATERSIDE		27	3	10%	30
Okeechobee Health Care Facility		16	14	47%	30
ROCKLAND URGENT CARE FAMILY HEALTH NP		29	1	3%	30
AMELIA ASSISTED LIVING FACILITY		30			30
MAGNOLIA DIAGNOSTICS, LLC		3	27	90%	30
ADVENT HEALTH PRIMARY CARE PLUS, WINTER GARDEN		26	4	13%	30
PERDIDO URGENT CARE		1	29	97%	30
Wiregrass Rehabilitation Center and Nursing Home		28	2	7%	30
WEINBERG VILLAGE		29	1	3%	30
OAK HARBOR ASSISTED LIVING FACILITY		27	3	10%	30
WINDSOR WOODS REHAB & HEALTHCARE CTR		29	1	3%	30
OAKMONTE VILLAGE		29	1	3%	30
LAKE MARY - STIRLING CENTER SUITE 202			30	100%	30
RIVERHEAD URGENT CARE		29	1	3%	30
ADVENTHEALTH MEDICAL GROUP FAMILY & INTERNAL		11	19	63%	30
THE TERRACE AT IVY ACRES ALF		11	19	63%	30
CHIPOLA MEDICAL ASSOCIATES		10	20	67%	30
CLINCLOUD, LLC			30	100%	30
BOCA BIOLISTIC REFERENCE LAB			30	100%	30
FORT VALLEY STATE UNIVERSITY		29	1	3%	30
MINUTE CLINIC DIAGNOSTIC OF SC, LLC #75		29	1	3%	30
GRAND VILLA OF ALTAMONTE SPRINGS		23	7	23%	30
ACCESS 365 URGENT CARE		9	20	69%	29
NURSES HELPING HANDS INC ALF		29			29
DAVID LAWRENCE CENTER		25	4	14%	29
STUART REHABILITATION AND HEALTHCARE		14	15	52%	29
PANCARE HEALTH - BONIFAY K-8			29	100%	29
PALMS, THE		29			29
P4CLINICAL	3	2	24	83%	29
COMPREHENSIVE CHILDCARE		23	6	21%	29
SANDALWOOD NURSING CENTER		29			29
DUVAL COUNTY HEALTH DEPARTMENT		29			29
FAMILY CARE PARTNERS URGENT CARE LLC		23	6	21%	29
ROBERT H JENKINS JR VETERANS' DOMICILIARY HOME OF		26	3	10%	29
NAPHCARE INC		24	5	17%	29
MIGUEL E TREVINO MD PA		25	4	14%	29
CIGNA PBSO WEST PALM			29	100%	29
PRO HEALTH HARMONY		29			29
SUNTREE INTERNAL MEDICINE		29			29
CITY OF OCALA EMPLOYEE HEALTH AND WELLNESS CENTER		23	6	21%	29
FAST PACE MEDICAL CLINIC		26	3	10%	29

COVID-19: testing by laboratory

Data through Mar 22, 2021 verified as of Mar 23, 2021 at 09:25 AM

Data in this report are provisional and subject to change.

The numbers in the table below represent the number of Florida and non-Florida residents for whom test results were received by the Department of Health. A person can be tested by more than one laboratory and can have both positive and negative results. **Therefore, the sum of the numbers in each column will be larger than the total number of people tested.**

Reporting lab	Inconclusive	Negative	Positive	Percent positive	Total
MINUTE CLINIC, LLC DBA MINUTECLINIC #4505		27	2	7%	29
PALM GARDEN OF JACKSONVILLE		27	2	7%	29
RENAISSANCE SENIOR LIVING	1	28			29
BAPTIST PRIMARY BLACK CREEK SOUTH			29	100%	29
CENTER ONE SURGERY CENTER		24	5	17%	29
GROWING TOGETHER PEDIATRICS, LLC		25	4	14%	29
CDC		17	12	41%	29
FLORIDA ENDOSCOPY & SURGERY CTR LLC		29			29
UNIV OF ROCHESTER-STRONG MEMORIAL HOSP		28	1	3%	29
A AND R RESEARCH GROUP LLC		25	4	14%	29
WEISS PEDIATRIC CARE LLC		16	13	45%	29
NEMOURS CHILDRENS CLINIC		22	7	24%	29
ISLAMORADA VILLAGE OF ISLANDS FIRE RESCUE		27	2	7%	29
CAPE CORAL HOSPITAL ABG LABORATORY		16	13	45%	29
LEE COMMUNITY HEALTHCARE - LEHIGH		26	3	10%	29
STEWART MELBOURNE HOSPITAL			29	100%	29
DAVENPORT PEDIATRICS CLERMONT PA		26	2	7%	28
NATIONAL MENTOR HEALTHCARE LLC			28	100%	28
UNIVERSITY BEHAVIORAL CENTER		28			28
MINUTECLINIC DIAGNOSTIC OF RHODE ISLAND, LLC #212		28			28
DOCTOR TODAY TLC LLC			28	100%	28
SUNSHINE PEDIATRICS OF CENTRAL FLORIDA PL		26	2	7%	28
LAKELAND NURSING AND REHABILITATION CENTER			28	100%	28
FAMILY CARE PARTNERS		18	10	36%	28
ORLANDO CLINICAL RESEARCH CENTER		26	2	7%	28
EVIVIA		28			28
THORNBURG PEDIATRICS		26	2	7%	28
GRAND LIVING AT LAKEWOOD RANCH		27	1	4%	28
PINELLAS INTERNAL MEDICINE ASSOCIATES	1	26	1	4%	28
CHILDREN'S MEDICAL CENTER			28	100%	28
ASTORIA HEALTH AND REHABILITATION CENTER		27	1	4%	28
ACTIVE SENIOR LIVING		26	2	7%	28
URGENT CARE CENTER			28	100%	28
BROOKDALE PHILLIPPI CREEK			28	100%	28
EDEN AT CRESTVIEW		12	16	57%	28
MARION PEDIATRICS PA		21	7	25%	28
NORTH PINELLAS CHILDRENS MEDICAL CENTER			28	100%	28
LAKE PLACID HEALTH AND REHABILITATION		1	27	96%	28
SYNIVERSE WELLNESS CENTER		24	4	14%	28
LABORATORY ALLIANCE OF CENTRAL NEW YORK		27	1	4%	28
HUNTINGTON STATION URGENT CARE		27	1	4%	28
PULSE & REMEDY LLC		13	15	54%	28
CHILDRENS CLINIC		8	20	71%	28
CARDIOLOGY AND MEDICINE ASSOCIATES INC		27	1	4%	28
INTERIM HEALTHCARE OF NORTHWEST FLORIDA INC		26	2	7%	28
ORANGE PEDIATRICS			28	100%	28
STEINHATCHEE DRUGS		22	6	21%	28

COVID-19: testing by laboratory

Data through Mar 22, 2021 verified as of Mar 23, 2021 at 09:25 AM

Data in this report are provisional and subject to change.

The numbers in the table below represent the number of Florida and non-Florida residents for whom test results were received by the Department of Health. A person can be tested by more than one laboratory and can have both positive and negative results. **Therefore, the sum of the numbers in each column will be larger than the total number of people tested.**

Reporting lab	Inconclusive	Negative	Positive	Percent positive	Total
CERON PEDIATRICS & INTEGRATIVE MEDICIN		28			28
Cleveland Clinic Laboratories		4	24	86%	28
KEY PRIMARY CARE			28	100%	28
UCLA HEALTHCARE CLINICAL LABS		23	5	18%	28
Signature Healthcare of Ormond		28			28
PORT ST LUCIE HOSPITAL		25	3	11%	28
ST PETER'S BENDER LABORATORY		27	1	4%	28
UNION CHD		24	3	11%	27
GULFSIDE HOSPICE INC		24	3	11%	27
THE COMMONWEALTH OF MASSACHUSETTS		1	26	96%	27
ATRIA LADY LAKE		27			27
LEXINGTON PLACE SENIOR LIVING COMMUNITY		27			27
EXPRESS CARE OF BELLEVIEW		27			27
MINUTE CLINIC DIAGNOSTIC OF VIRGINIA, LLC		27			27
SPANISH RIVER HIGH SCHOOL ESE		23	4	15%	27
WIREGRASS CLINIC LLC		22	5	19%	27
IMMEDIATE CARE PA		23	4	15%	27
BROOKDALE SOUTHPOINT			27	100%	27
FIRST CHOICE PEDIATRICS LOOP		25	2	7%	27
VICK STREET MANOR		27			27
BROWARD HEALTH IMPERIAL POINT NURSING			27	100%	27
UNIVERSITY OF ILLINOIS VETERINARY DIAG	1	25	1	4%	27
LOOP PEDIATRICS		22	5	19%	27
JOSEPH SCHENKER MD PC DBA CENTERS URGENT		24	3	11%	27
PINELLAS 1 HOME HEALTH CARE CORP		27			27
JOSEF SCHENKER MD PC DBA CENTERS URGENT		25	2	7%	27
THE PALMS PHARMACY, INC		24	3	11%	27
RESIDENCE AT BAY VUE		26	1	4%	27
TGH URGENT CARE - RIVERVIEW			27	100%	27
STATCARE URGENT & WALK IN MEDICAL CARE		24	3	11%	27
SUNCOAST LABS			27	100%	27
BROOKDALE UNIVERSITY HOSPITAL		25	2	7%	27
MD NOW MEDICAL CENTERS, INC.		24	3	11%	27
HEALTHPARK MEDICAL CENTER ABG LAB		26	1	4%	27
CHILDRENS MEDICAL CENTER			27	100%	27
KIVA AT CANTERBURY, LLC		27			27
GASTROENTEROLOGY ASSOCIATES OF PENSACOLA PA		23	3	12%	26
Rehabilitation Center of the Palm Beaches		26			26
VASSAR BROTHERS MEDICAL CENTER LABORATORY		25	1	4%	26
FLORIDA MEDICAL CLINIC - MULTI SPECIALTY CAMPUS		9	17	65%	26
MONTEFIORE NEW ROCHELLE HOSPITAL		24	2	8%	26
LOT HEALTH SERVICES☐	1	25			26
WAKULLA COUNTY HEALTH DEPARTMENT		12	14	54%	26
LAKES DIALYSIS CENTER INC			26	100%	26
URGENT FAMILY CARE INC		23	3	12%	26
ABL MEDICAL CARE LLC			26	100%	26
SANITAS		4	22	85%	26

COVID-19: testing by laboratory

Data through Mar 22, 2021 verified as of Mar 23, 2021 at 09:25 AM

Data in this report are provisional and subject to change.

The numbers in the table below represent the number of Florida and non-Florida residents for whom test results were received by the Department of Health. A person can be tested by more than one laboratory and can have both positive and negative results. **Therefore, the sum of the numbers in each column will be larger than the total number of people tested.**

Reporting lab	Inconclusive	Negative	Positive	Percent positive	Total
PALM BEACH COUNTY FIRE RESCUE		24	2	8%	26
CRESTVIEW IMMEDIATE CARE LL		3	23	88%	26
DARDEN WELLNESS CENTER		23	3	12%	26
EXPRESS FAMILY CARE LLC		11	15	58%	26
EAST HILL MEDICAL GROUP		17	9	35%	26
BUREAU OF PUBLIC HEALTH	1	6	19	73%	26
MARTHA'S HOUSE & ASSISTED LIVING FACILITY		26			26
Clearwater Center		12	14	54%	26
CARE HERE		3	23	88%	26
MINUTECLINIC, LLC #08366		21	5	19%	26
EPIC REFERENCE LABS INC			26	100%	26
OAKTREE HEALTHCARE			26	100%	26
MINUTE CLINIC DIAGNOSTIC OF VIRGINIA		21	5	19%	26
TREEHOUSE PEDIATRICS & FAMILY CARE		26			26
HOLIDAY MEDICAL ASSOCIATES		1	25	96%	26
PARK WEST MEDICAL CENTER		25	1	4%	26
ADVENT HEALTH PARTIN SETTLEMENT HEALTH PARK		18	8	31%	26
ORTHOPAEDIC SURGERY CENTER		26			26
BOCA SIMON LAB		1	25	96%	26
RAINBOW PEDIATRICS		1	25	96%	26
THE MINIER URGENT CARE		20	6	23%	26
CAMP BOGGY CREEK		26			26
PULMONARY SPECIALISTS OF THE PALM BEACHES		16	10	38%	26
GOOD SAMARITAN HOSPITAL LABORATORY		23	3	12%	26
MINUTECLINIC DIAGNOSTIC OF TEXAS		22	4	15%	26
COLORADO DEPARTMENT OF PUBLIC HEALTH AND ENVIRONMENT			26	100%	26
WEST BROWARD CARE CENTER		24	2	8%	26
MONCRIEF ARMY HEALTH CLINIC			26	100%	26
ADVENT HEALTH - LAKE MARY PEDIATRICS		16	9	36%	25
GREENSBORO PATHOLOGY LLC		23	2	8%	25
JOSEF SCHENKER MD PC		25			25
MAYO CLINIC JACKSONVILLE		1	24	96%	25
RJ LEE GROUP	1	23	1	4%	25
FEDERAL PRISON CAMP PENSACOLA			25	100%	25
DELRAY BEACH FACIAL PLASTIC SURGERY		25			25
GREEN GABLES ASSISTED LIVING FACILITY		25			25
THE WATERMARK AT VISTAWILLA		25			25
WOMENS CARE FLORIDA LABORATORY		25			25
COOPER HEALTHCARE		22	3	12%	25
MADWAR		19	6	24%	25
COASTAL SKIN SURGERY AND DERMATOLOGY		18	7	28%	25
ST. CLOUD HOSPITAL		20	5	20%	25
CARENOW - DOWNTOWN NORTH GULCH		24	1	4%	25
Casa Mora Rehabilitation & Extended Care		25			25
ARCPPOINT LABS OF FORT LAUDERDALE		25			25
CANTON-POTSDAM HOSPITAL LABORATORY		24	1	4%	25
LPG PRIMARY CARE AT PINE ISLAND		23	2	8%	25

COVID-19: testing by laboratory

Data through Mar 22, 2021 verified as of Mar 23, 2021 at 09:25 AM

Data in this report are provisional and subject to change.

The numbers in the table below represent the number of Florida and non-Florida residents for whom test results were received by the Department of Health. A person can be tested by more than one laboratory and can have both positive and negative results. **Therefore, the sum of the numbers in each column will be larger than the total number of people tested.**

Reporting lab	Inconclusive	Negative	Positive	Percent positive	Total
MINUTECLINIC, LLC #4230		21	4	16%	25
HUNT CLUB PEDIATRIC ASSOCIATES LLC		21	4	16%	25
TALLAHASSEE DEVELOPMENTAL CENTER□		24	1	4%	25
WESTPAC LABS		1	24	96%	25
LEE MEMORIAL HEALTH SYSTEM D/B/A LEE COMMUNITY		23	2	8%	25
COASTAL COMPLETE CARE		11	14	56%	25
MD BEAUTY LABS, PA		23	2	8%	25
BAYCARE HEALTH SYSTEMS, LLC			25	100%	25
ASSISTED LIVING OF BROWARD		25			25
Summit Medical Group Westfield Lab		22	3	12%	25
MARYLAND DEPARTMENT OF HEALTH			25	100%	25
SOUTH FLORIDA DIALYSIS CENTER		8	17	68%	25
SUNQUEST		3	22	88%	25
MINIMALLY INVASIVE VASCULAR INC		23	2	8%	25
ADVENT HEALTH MEDICAL GROUP- FAMILY MEDICINE AT DR. PHILIPS		20	5	20%	25
WESTMINSTER WOODS ON JULINGTON CREEK		22	2	8%	24
HALIFAX HEALTH URGENT CARE		4	20	83%	24
ADVENT HEALTH EXPRESS		9	15	63%	24
WELLMED AT PLANT CITY		11	13	54%	24
MID FLORIDA PATHOLOGY LLC		23	1	4%	24
THE CHAPPEL GROUP RESEARCH		24			24
PBSO WEST PALM FAMILY PRACTICE		1	23	96%	24
MEDEXPRESS URGENT CARE - BLOOMINGTON		21	3	13%	24
PALMETTO PEDIATRICS			24	100%	24
GRAND VILLA OF ST. PETERSBURG		22	2	8%	24
HENNEPIN COUNTY MEDICAL CENTER (HCMC)		13	11	46%	24
Grand Villa of Clearwater		22	2	8%	24
CENTERPLACE HEALTH		3	21	88%	24
SPRINGWOOD COURT		19	5	21%	24
SENIOR LIVING IV SUN CITY LLC		17	7	29%	24
THE LODGE AND REHABILITATION CENTER		9	15	63%	24
LABORATORY MEDICINE CONSULTANTS-LMC PA		22	2	8%	24
PHYSICIANS STAT		3	21	88%	24
VILLAGES REHABILITATION AND NURSING CENTER		24			24
PHYSICIANS PRIMARY CARE OF SW FLORIDA PL		24			24
TIMBERLANE LODGE ALF	1	16	7	29%	24
VIRTUA		20	4	17%	24
RAINBOW PEDIATRIC CENTER		2	22	92%	24
COURTYARDS OF ORLANDO		24			24
TARPON BAYOU CENTER			24	100%	24
STATE LAB		2	22	92%	24
PALMS MEDICAL GROUP - LAKE CITY WEST		3	21	88%	24
SHORE MEMORIAL HOSPITAL		21	3	13%	24
PACIFICA SENIOR LIVING FORT MYERS		15	9	38%	24
CSH LAKE ORIENTA LP		24			24
PRIME CARE ONE LLC/HARBORCHASE OF VENICE			24	100%	24
ATRIA AT ST JOSEPHS		24			24

COVID-19: testing by laboratory

Data through Mar 22, 2021 verified as of Mar 23, 2021 at 09:25 AM

Data in this report are provisional and subject to change.

The numbers in the table below represent the number of Florida and non-Florida residents for whom test results were received by the Department of Health. A person can be tested by more than one laboratory and can have both positive and negative results. **Therefore, the sum of the numbers in each column will be larger than the total number of people tested.**

Reporting lab	Inconclusive	Negative	Positive	Percent positive	Total
COMMUNITY HEALTH OF SOUTH FLORIDA			24	100%	24
HERITAGE OAKS ASSISTED LIVING & MEMORY CARE		20	4	17%	24
EC OPCO TIMBERLIN PARC LLC		24			24
MINUTECLINIC DIAGNOSTIC OF PENNSYLVANI		23	1	4%	24
WELLOW URGENT CARE		23	1	4%	24
ENGLEWOOD HOSPITAL AND MEDICAL CENTER		19	5	21%	24
CARE CENTERS OF NASSAU LLC MINER ROAD NORTH		24			24
ARTHREX MEDICAL CENTER EAST		20	4	17%	24
URGENT CARE USA			24	100%	24
HEALTH MED CENTERS		24			24
MAGNOLIA PEDIATRICS		4	20	83%	24
SENIOR HEALTH OF WINTER PARK DUNDEE		24			24
AVENTIS BIO-SERVICES CTL		24			24
LABORATORY DYNAMICS		20	4	17%	24
GRAND VILLA OF DEL RAY WEST		21	3	13%	24
AIR, LAND & SEA PHYSICALS & CONSULTATIONS, LLC		23	1	4%	24
ALAN SERURE MD		24			24
ROWLETT MIDDLE ACADEMY		22	2	8%	24
BROOKWOOD BAPTIST MEDICAL CENTER		23	1	4%	24
SUMMIT MEDICAL GROUP - 75 E NORTHFIELD		22	2	8%	24
MED PLUS FLORENCE		20	4	17%	24
MADISON COUNTY MEMORIAL HOSP		12	12	50%	24
NEWYORK-PRESBYTERIAN/ LAWRENCE HOSPITAL LABORATORY		21	2	9%	23
MULBERRY CARE CENTER		17	6	26%	23
GENETIC TECHNOLOGICAL INNOVATIONS, LLC		11	12	52%	23
UNIV OF NORTH ALABAMA HEALTH CENTER		22	1	4%	23
LAKEVIEW HEALTH CARE SYSTEMS		9	14	61%	23
ADVENTHEALTH MEDICAL GROUP PULMONOLOGY		20	3	13%	23
TOTAL ACCESS URGENT CARE			23	100%	23
GRAND VILLA OF PINELLAS PARK		21	2	9%	23
LEE MEMORIAL HEALTH SYSTEM		20	3	13%	23
EGL GENETIC DIAGNOSTICS		1	22	96%	23
FINLAY C. LABORATORY		3	20	87%	23
NOBLE SENIOR LIVING		3	20	87%	23
TIFFANY LAKE CARE CENTERS INC		23			23
WUESTHOFF MEDICAL CENTER-MELBOURNE			23	100%	23
EMORY BENNETT VETERANS NURSING HOME	1	22			23
CLEARWATER EMPLOYEE HEALTH CLINIC		7	16	70%	23
ROSLYN URGENT CARE		23			23
UNIVERSITY HILLS HEALTH AND REHABILITATION CENTER		18	5	22%	23
SUMMERGATE PHARMACY		21	2	9%	23
MINUTE CLINIC DIAGNOSTIC OF NEW JERSEY		22	1	4%	23
LEE PHYSICIAN GROUP		20	3	13%	23
CARLOS F FUSTER MD PA		21	2	9%	23
CORE LABORATORY		1	22	96%	23
UF HEALTH NORTH JACKSONVILLE			23	100%	23
Grand Villa of Deerfield Beach		21	2	9%	23

COVID-19: testing by laboratory

Data through Mar 22, 2021 verified as of Mar 23, 2021 at 09:25 AM

Data in this report are provisional and subject to change.

The numbers in the table below represent the number of Florida and non-Florida residents for whom test results were received by the Department of Health. A person can be tested by more than one laboratory and can have both positive and negative results. **Therefore, the sum of the numbers in each column will be larger than the total number of people tested.**

Reporting lab	Inconclusive	Negative	Positive	Percent positive	Total
OMEGA LABORATORIES		19	4	17%	23
WILLAMETTE VALLEY TOXICOLOGY LLC		21	2	9%	23
WOODHOUSE INC		17	6	26%	23
ISLAND COAST PEDIATRICS PA		22	1	4%	23
SARASOTA MEMORIAL NURSING & REHABILITATION CTR		23			23
NOVANT HEALTH		17	6	26%	23
PM PEDIATRICS		22	1	4%	23
MINUTECLINIC DIAGNOSTIC OF TN, PC 374		19	4	17%	23
NEW JERSEY		22	1	4%	23
SANFORD PEDIATRIC ASSOCIATES, PA		21	2	9%	23
TEN HEALTHCARE		6	16	73%	22
ELAN SPANISH SPRINGS		4	18	82%	22
ADVANCED URGENT CARE CENTER		7	15	68%	22
FAMILY AND AFTER HOURS CARE		22			22
BAYLOR GENETICS		10	12	55%	22
FLORIDA PEDIATRICS		6	16	73%	22
EBEIDS MD PEDIATRICS		19	3	14%	22
PULSE MEDICAL GROUP INC			22	100%	22
HUNT CLUB MEDICAL		15	7	32%	22
NORTHWEST FLORIDA COMMUNITY HOSPITAL 3RD FLOOR		20	2	9%	22
JUPITER MEDICAL CENTER			22	100%	22
SEAGRASS VILLAGE			22	100%	22
ROCKLEDEGE REGIONAL MEDICAL CENTER		17	5	23%	22
Wesley Place on Honeysuckle		20	2	9%	22
FORT PIERCE FAMILY CARE INC		16	6	27%	22
OLIVE BRANCH HEALTH AND REHABILITATION CENTER			22	100%	22
MOBILE DIVISION LABORATORY		7	15	68%	22
DIACARTA INC.		22			22
JUST FOR KIDS PEDIATRICS		5	17	77%	22
ORLANDO FAMILY MEDICINE		8	14	64%	22
MORNINGSIDE MANOR & VILLA ADULT CARE C		22			22
ST VINCENT'S EAST		20	2	9%	22
FORT SANDERS REGIONAL LABORATORY		22			22
HARBOUR ISLAND PEDIATRICS		13	9	41%	22
APOLLO SURGERY CENTER		20	2	9%	22
MINUTECLINIC, LLC, DBA MINUTECLINIC #5		19	3	14%	22
DALE MEDICAL CENTER		17	5	23%	22
PHYSICIANS CARE		19	3	14%	22
FLORENCE J HUNT STUDENT WELLNESS CENTER - HEALTH SERVICES (ABBOTT)		22			22
MARATHON HEALTH FOR LIFE		19	3	14%	22
KELLY'S ASSISTED LIVING FACILITY		22			22
CHARLOTTE CHD PORT CHARLOTTE		18	4	18%	22
South Heritage Health and Rehab		22			22
COMMUNITY HEALTH CENTERS OF PINELLAS, INC		1	21	95%	22
ERIC C MARSHAL MD, PC DBA MINUTECLINIC		21	1	5%	22
FLORIDA HOSPITAL LABS		12	10	45%	22
SOLE HEALTH LLC		22			22

COVID-19: testing by laboratory

Data through Mar 22, 2021 verified as of Mar 23, 2021 at 09:25 AM

Data in this report are provisional and subject to change.

The numbers in the table below represent the number of Florida and non-Florida residents for whom test results were received by the Department of Health. A person can be tested by more than one laboratory and can have both positive and negative results. **Therefore, the sum of the numbers in each column will be larger than the total number of people tested.**

Reporting lab	Inconclusive	Negative	Positive	Percent positive	Total
CARESPOT		2	20	91%	22
GILCHRIST COUNTY JAIL		20	2	9%	22
TOTTENVILLE CIRCLE URGENT CARE		22			22
STEWART MEDICAL GROUP INC			22	100%	22
URGENT CARE USA LLC		1	21	95%	22
GLEN COVE HOSPITAL		22			22
GRAND VILLA OF ENGLEWOOD		17	5	23%	22
ROCKLEDGE FAMILY HEALTH			21	100%	21
ST JUDE CHILDRENS RESEARCH HOSPITAL		21			21
FLUSHING HOSPITAL MEDICAL CENTER		17	4	19%	21
PRIMECARE OF DOTHAN-DALEVILLE CLINIC		16	5	24%	21
UTAH DEPARTMENT OF HEALTH			21	100%	21
METROPOLITAN CHARITIES INC		19	2	10%	21
MORRIS PARK URGENT CARE		18	3	14%	21
ADIRONDACK MEDICAL CENTER		21			21
SMH PHYSICIAN SERVICES INC		20	1	5%	21
MINUTECLINIC DIAGNOSTIC OF TN PC #378		20	1	5%	21
MEDI STATION			21	100%	21
NEW YORK PRESBYTERIAN - ALLEN HOSPITAL		21			21
NEW YORK METHODIST HOSPITAL		17	4	19%	21
JEFFERSON K-12, A SOMERSET SCHOOL- CLINIC		17	4	19%	21
ADEPT INPATIENT MEDICAL SERVICES PC		21			21
MINUTECLINIC, LLC, DBA MINUTECLINIC #2544		20	1	5%	21
SIMEDHEALTH LLC		15	6	29%	21
COLUMBIA MEMORIAL HOSPITAL		21			21
MINUTECLINIC DIAGNOSTIC OF TN PC #320		13	8	38%	21
PALM BAY FAMILY PRACTICE		4	17	81%	21
CL BRUMBACK PRIMARY CARE CLINIC LANTANA		2	19	90%	21
EXPRESS CARE OF TAMPA BAY LLC		2	19	90%	21
ARDEN COURTS OF WINTER SPRINGS		18	3	14%	21
COASTAL FAMILY PRACTICE		13	8	38%	21
INTERNATIONAL MEDICAL LABORATORY INC		21			21
UPMC CHAUTAUQUA AT WCA LABORATORY		20	1	5%	21
CENTRAL FLORIDA PEDIATRIC URGENT CARE LLC		17	4	19%	21
HOWARD BEACH URGENT CARE		21			21
CLINICAL PATHOLOGY LABORATORIES SOUTHEAST			21	100%	21
CONNECTDX		6	15	71%	21
GERALD J KIVETT MD		19	2	10%	21
UAH STUDENT HEALTH CENTER		14	7	33%	21
HEALTHY MINORS, LLC.		20			20
MEDICAL EXPRESS CORP		18	2	10%	20
BETHESDA HEALTH PHYSICIAN GROUP INC			20	100%	20
SOUTH NASSAU COMMUNITIES HOSPITAL		16	4	20%	20
MEDEMERGE		18	2	10%	20
VIERA FAMILY MEDICINE AND WELLNESS		16	4	20%	20
ST ELIZABETH MEDICAL CENTER LABORATORY		18	2	10%	20
LAKE HOWARD HEIGHTS	1	17	2	10%	20

COVID-19: testing by laboratory

Data through Mar 22, 2021 verified as of Mar 23, 2021 at 09:25 AM

Data in this report are provisional and subject to change.

The numbers in the table below represent the number of Florida and non-Florida residents for whom test results were received by the Department of Health. A person can be tested by more than one laboratory and can have both positive and negative results. **Therefore, the sum of the numbers in each column will be larger than the total number of people tested.**

Reporting lab	Inconclusive	Negative	Positive	Percent positive	Total
BAY PEDIATRICS PA		18	2	10%	20
SONATA BOYNTON BEACH		18	2	10%	20
REDITUS LABORATORIES			20	100%	20
CARESPOT OF NOCATEE		1	19	95%	20
MARQUES PEDIATRICS			20	100%	20
BEST MEDICAL CENTER		11	9	45%	20
MINUTECLINIC DIAGNOSTIC OF NORTH		18	2	10%	20
SOUTH CAROLINA DEPARTMENT OF HEALTH			20	100%	20
DEPT OF VA MEDICAL CENTER - BAY PINES			20	100%	20
MIDNIGHT MEDICINE			20	100%	20
SOUTH FLORIDA BAPTIST HOSPITAL			20	100%	20
TENNESSEE DEPARTMENT OF HEALTH		15	5	25%	20
TGH MEDICAL GROUP LABORATORY CARROLLWOOD			20	100%	20
ST VINCENTS AMBULATORY CARE INC DBA		17	3	15%	20
WINTER PARK FAMILY PRACTICE LLC		17	3	15%	20
HOPE HEALTHCARE		20			20
BROOKDALE MANDARIN CENTRAL		7	13	65%	20
MINUTECLINIC DIAGNOSTICS MEDICAL GROUP		19	1	5%	20
GUARDANT HEALTH		14	6	30%	20
ESTATES MEDICAL CENTER		12	8	40%	20
PROFESSIONAL PARK PEDIATRICS PA			20	100%	20
GOOD SAMARITAN SOCIETY OF DAYTONA		16	4	20%	20
PEDIATRIC ASSOCIATES PA		17	3	15%	20
ODYSSEY HEALTHCARE OF MARION COUNTY, LLC		19	1	5%	20
MINUTECLINIC DIAGNOSTIC OF ILLINOIS L		15	5	25%	20
BAYFRONT HMA CONVENIENT CARE, LLC		2	18	90%	20
WINSHIPS PHARMACY INC		20			20
PONCE PLAZA NURSING & REHAB CENTER		4	16	80%	20
LAKE WORTH MANOR		19	1	5%	20
CVS NC3516POCT WINSTON SALEM		18	2	10%	20
Sovereign Laboratory Services, LLC		17	3	15%	20
A LILIKO'I PHARMACY LLC		19	1	5%	20
OHIO CVS STORES, LLC DBA		18	2	10%	20
POINT OF CARE CLINICS PRIMARY CARE		20			20
CONSOLIDATED LAB SERVICES		10	10	50%	20
HENDRY REGIONAL CORPORATE HEALTH			20	100%	20
GRAND VILLA OF ORMOND BEACH		16	3	16%	19
MONROE COUNTY DETENTION CENTER			19	100%	19
CARE POINT HEALTH & WELLNESS CENTER		19			19
ASURANCE SCIENTIFIC LABORATORIES		19			19
WELLMED AT LAKE COPELAND		13	6	32%	19
Gulfport Rehabilitation Center		16	3	16%	19
SOMA MEDICAL CENTER # 4		2	17	89%	19
SHELBY BAPTIST MEDICAL CENTER		14	5	26%	19
NO NAME		8	11	58%	19
MICHELLE S PAGE MD PA		18	1	5%	19
ROSS MEDICAL GROUP			19	100%	19

COVID-19: testing by laboratory

Data through Mar 22, 2021 verified as of Mar 23, 2021 at 09:25 AM

Data in this report are provisional and subject to change.

The numbers in the table below represent the number of Florida and non-Florida residents for whom test results were received by the Department of Health. A person can be tested by more than one laboratory and can have both positive and negative results. **Therefore, the sum of the numbers in each column will be larger than the total number of people tested.**

Reporting lab	Inconclusive	Negative	Positive	Percent positive	Total
FOX FAMILY PRACTICE		19			19
ROYAL PALM MEDICAL GROUP, INC		19			19
FLORIDA HOSPITAL WINTER GARDEN		15	4	21%	19
EMERALD COAST HOSPICE - CRESTVIEW		19			19
BAYFRONT FAMILY HEALTH CENTER			19	100%	19
REGENCY SQUARE MALL - SEARS		3	16	84%	19
1ST PRIORITY LAB SERVICES		18	1	5%	19
LAB INTERMARKET FACILITY LAB		1	18	95%	19
AUBURN COMMUNITY HOSPITAL		17	2	11%	19
DOCTORS MEDICAL CENTER OF WALTON COUNTY CLINIC			19	100%	19
KINDRED HOSPITAL OCALA		16	3	16%	19
OCEANSIDE URGENT CARE		19			19
MINUTECLINIC DIAGNOSTIC OF NORTH CAROLINA PC		16	3	16%	19
STONE WASH CLINICAL LABORATORIES		2	17	89%	19
BARTON FAMILY PRACTICE		8	11	58%	19
NANO HEALTH ASSOCIATES LLC		19			19
ANYLABTESTNOW		6	13	68%	19
CARENOW URGENT CARE-BRENTWOOD		13	6	32%	19
SEVEN RIVERS REGIONAL MEDICAL CENTER		5	14	74%	19
INTEGRATED REGIONAL LABORATORIES - LARGO			19	100%	19
BAPTIST MEMORIAL HEALTH CARE		17	2	11%	19
MCWHORTER SCHOOL OF PHARMACY		19			19
ST VINCENT'S URGENT CARE		16	3	16%	19
BAYCARE MEDICAL GROUP INC			19	100%	19
BAYVIEW MEDICAL		19			19
MINUTECLINIC DIAGNOSTIC PA		17	2	11%	19
EDWARD S BENNETT MD PLLC		19			19
COMMUNITY HOME HEALTH CARE		19			19
Citymd Of Lacey		16	3	16%	19
OCEAN REEF MEDICAL CENTER, LLC			19	100%	19
MULBERRY'S MOBILE PROVIDER SERVICES LLC		5	14	74%	19
CAREATC INC BRANDON	1	17	1	5%	19
MED HEALTH SERVICES		18	1	5%	19
GRACE WELLNESS CENTER		8	11	58%	19
FLORIDA COMMUNITY HEALTH CENTER OF ST. LUCIE		1	18	95%	19
ALL PEDIATRIC CARE			19	100%	19
BRIDGEWAY HEALTH CLINICS INC			19	100%	19
GENTIVA HEALTH SERVICES		17	2	11%	19
CLERMONT ADVENTHEALTH CENTRA CARE		1	18	95%	19
ESOTERIX GENETIC LABORATORIES		16	3	16%	19
STATCARE URGENT AND WALK-IN MEDICAL CA		17	2	11%	19
TEXAS DEPARTMENT OF STATE HEALTH SERVICES		3	16	84%	19
JACKSON NORTH MEDICAL CENTER		2	17	89%	19
HARLEM HOSPITAL CENTER		18	1	5%	19
LOVING CARE OF THE TREASURE COAST LLC	1	13	5	26%	19
ST. JUDES LABORATORIES		12	6	33%	18
EAST RIDGE RETIREMENT VILLAGE		18			18

COVID-19: testing by laboratory

Data through Mar 22, 2021 verified as of Mar 23, 2021 at 09:25 AM

Data in this report are provisional and subject to change.

The numbers in the table below represent the number of Florida and non-Florida residents for whom test results were received by the Department of Health. A person can be tested by more than one laboratory and can have both positive and negative results. **Therefore, the sum of the numbers in each column will be larger than the total number of people tested.**

Reporting lab	Inconclusive	Negative	Positive	Percent positive	Total
COLLEGE POINT URGENT CARE		15	3	17%	18
HELIX DIAGNOSTICS			18	100%	18
BAPTIST MEDICAL GRP URGENT CARE & OCC HEALTH AIRPO		18			18
ASCENSION ST VINCENT'S PRIMARY CARE		1	17	94%	18
TPCA CLINICAL LABORATORIES		15	3	17%	18
FAMILY CARE CYPRESS CREEK		1	17	94%	18
IONA COLLEGE HEALTH & WELLNESS CENTER		18			18
MINUTECLINIC DIAGNOSTIC OF RHODE ISLAND, LLC #590		17	1	6%	18
CABOT RESERVE ON THE GREEN		18			18
BASSETTI & ASSOCIATES, MD, PA			18	100%	18
MINUTECLINIC DIAGNOSTIC OF MICHIGAN PC		17	1	6%	18
URGENT TEAM		15	3	17%	18
MADISON CORE LABORATORIES		17	1	6%	18
MOORINGS PARK OAKSTONE AT GREY OAKS		17	1	6%	18
ST CATHERINE OF SIENA HOSPITAL		16	2	11%	18
WALGREEN EASTERN CO, INC		18			18
TENDER CARE ALF		18			18
CRANES VIEW LODGE			18	100%	18
TRINITY MEDICAL ASSOCIATES LLC			18	100%	18
OSCEOLA ALF OPERATOR, LLC DBA□		18			18
CVS NC7588POCT ASHEVILLE		15	3	17%	18
BROWNE MEDICAL		16	2	11%	18
ACCESS HEALTH CARE PHYSICIANS LLC		6	12	67%	18
GLEN OAKS URGENT CARE		17	1	6%	18
THE VILLAGES HEALTH		12	6	33%	18
GENERAL INTERNAL MEDICINE MEDICAL CTR CLINIC		13	5	28%	18
XPRESS WELLNESS URGENT CARE			18	100%	18
PALM BEACH GARDENS MEDICAL CENTER			18	100%	18
BIG BEND HOSPICE INC		18			18
HARTFORD HOSPITAL ANCILLARY LAB		17	1	6%	18
ENCOMPASS HEALTH REHABILITATION HOSPITAL OF SARASOTA		18			18
MARION COUNTY HEALTH DEPARTMENT		17	1	6%	18
PRIMARY CARE MEDICINE	1	13	4	22%	18
PPD - IXLAYER		17	1	6%	18
49D2045214PHYSICIAN OFFICE-WAIVER-MEDEXPRESS URGENT CARE - HARRISONBU		9	9	50%	18
DIXIE COUNTY HEALTH DEPARTMENT		11	7	39%	18
AURORA DIAGNOSTICS		6	12	67%	18
CAREHERE- LCS LEESBURG			18	100%	18
MINUTECLINIC #8699		14	4	22%	18
STATEN ISLAND UNIVERSITY HOSPITAL		17	1	6%	18
COMMONWEALTH OF MASSACHUSETTS			18	100%	18
ENCOMPASS HOME HEALTH OF THE SOUTHEAST LLC		18			18
UM MILLER SCHOOL OF MEDICINE			18	100%	18
1 TOUCH TOTALCARE SOLUTIONS		17	1	6%	18
ADVENT HEALTH - KISSIMMEE		6	12	67%	18
BAYFRONT MEDICAL			18	100%	18
ADVANCED HEALTHCARE ASSOCIATES		16	2	11%	18

COVID-19: testing by laboratory

Data through Mar 22, 2021 verified as of Mar 23, 2021 at 09:25 AM

Data in this report are provisional and subject to change.

The numbers in the table below represent the number of Florida and non-Florida residents for whom test results were received by the Department of Health. A person can be tested by more than one laboratory and can have both positive and negative results. **Therefore, the sum of the numbers in each column will be larger than the total number of people tested.**

Reporting lab	Inconclusive	Negative	Positive	Percent positive	Total
BOZEMAN HEALTH DEACONESS HOSPITAL		13	5	28%	18
Z UROLOGY		18			18
BAY COUNTY HEALTH DEPARTMENT		14	4	22%	18
STAT MEDICAL CLINIC III INC		11	6	35%	17
ST JOSEPH HOSPITAL		16	1	6%	17
ELTINGVILLE CIRCLE URGENT CARE		16	1	6%	17
MINUTECLINIC DIAGNOSTIC OF TN PC #6435		15	2	12%	17
CARE NOW, INC		13	4	24%	17
WACO HHSSURGEWACO	1	14	2	12%	17
WALGREEN		9	8	47%	17
ALBIBI		1	16	94%	17
REGENEXX TAMPA BAY		14	3	18%	17
JESSIE TRICE COMMUNITY HEALTH SYSTEM, INC		1	16	94%	17
MEDEXPRESS URGENT CARE - TIMBERLAKE		15	2	12%	17
VALLEY IMMEDIATE CARE		15	2	12%	17
PRATTVILLE BAPTIST HOSPITAL		13	4	24%	17
MARCO DRUGS AND COMPOUNDING		13	4	24%	17
MASSACHUSETTS GENERAL HOSPITAL		1	16	94%	17
LAKELAND HILLS CENTER		10	7	41%	17
INN AT LAKE SEMINOLE SQUARE, THE		17			17
MI CASA DORADA ASSISTED LIVING FACILIT		17			17
WELLINGTON FAMILY PRACTICE		13	4	24%	17
MD PLUS URGENT CARE, LLC			17	100%	17
MAITLAND PRIMARY CARE		9	8	47%	17
FORT WALTON BEACH DEVELOPMENTAL CENTER		16	1	6%	17
ROBERT WOOD JOHNSON UNIVERSITY HOSP		15	2	12%	17
HEALTHCARE NOW			17	100%	17
PRIMARY CARE SPECIALISTS OF ORLANDO LLC		13	4	24%	17
Floral Health and Rehabilitation, LLC		16	1	6%	17
COAST MED URGENT CARE		16	1	6%	17
CARESPOT EXPRESS HEALTHCARE			17	100%	17
URGENT CARE WEST CLINIC		14	3	18%	17
RESOLVE MOLECULAR DIAGNOSTICS		13	4	24%	17
UNIVERSITY OF ALABAMA - FUNGAL REFERENCE LABORATORY		12	5	29%	17
BAY BREEZE HEALTH AND REHABILITATION CENTER		9	8	47%	17
UVMMC MICROBIOLOGY		16	1	6%	17
PARRISH HEALTH CENTER		14	3	18%	17
MINUTECLINIC MINUTECLINIC #8746		16	1	6%	17
PRIMARY CARE WALK IN CLINIC PLLC			17	100%	17
MINUTECLINIC DIAGNOSTIC OF LOUISIANA,		16	1	6%	17
MEDEXPRESS URGENT CARE, MOON TOWNSHIP		16	1	6%	17
GENETIC TECHNOLOGICAL INNOVATIONS			17	100%	17
HOUSE CALLS PROFESSIONAL LLC		14	3	18%	17
REOPEN DIAGNOSTICS			17	100%	17
BROOKDALE CROWN POINT			17	100%	17
FORT HAMILTON URGENT CARE		17			17
URGENT CARE AT LONGWOOD			17	100%	17

COVID-19: testing by laboratory

Data through Mar 22, 2021 verified as of Mar 23, 2021 at 09:25 AM

Data in this report are provisional and subject to change.

The numbers in the table below represent the number of Florida and non-Florida residents for whom test results were received by the Department of Health. A person can be tested by more than one laboratory and can have both positive and negative results. **Therefore, the sum of the numbers in each column will be larger than the total number of people tested.**

Reporting lab	Inconclusive	Negative	Positive	Percent positive	Total
DIEGO FALLON MD PA		6	11	65%	17
UNIVERSITY LAB			17	100%	17
GRAND VILLA OF BOYNTON BEACH		16	1	6%	17
RAYMOND BASRI MD		17			17
THE CANOPY AT HARPER LAKE	1		16	94%	17
YUSRA MEDICAL ASSOCIATES PA		14	3	18%	17
BROOKDALE ST AUGUSTINE			17	100%	17
PANAMA CITY VITAS HOSPICE		16			16
CVS NC7047POCT DURHAM		16			16
MEDICINE AT LONGWOOD		16			16
MEDEXPRESS URGENT CARE LEWISBURG		15	1	6%	16
OPTIMAL CARE PEDIATRICS		2	14	88%	16
LAKEWOOD RANCH MEDICAL CENTER CLINICAL LAB			16	100%	16
NORTHWEST FLORIDA SLEEP		1	15	94%	16
ADVENT HEALTH - ZEPHYRHILLS			16	100%	16
CANCER RESEARCH LAB, BOB JONES UNIVERSITY		15	1	6%	16
LYNN KEEFE, MD PEDIATRICS		13	3	19%	16
HUDSON VALLEY HOSPITAL CENTER LABORATORY		15	1	6%	16
MIRIMUS INC		1	15	94%	16
MORTON PLANT NORTH BAY HOSPITAL			16	100%	16
URGENT CARE CLINIC OF LINCOLN		14	2	13%	16
SOMA MEDICAL CENTER PA			16	100%	16
EAR NOSE & THROAT ASSOCIATES OF MANATEE PA		16			16
ORANGE REGIONAL MEDICAL CENTER LABORATORY		13	3	19%	16
NORTHWEST FLORIDA ENT, PA		5	11	69%	16
STARLING AT NOCATEE			16	100%	16
MINUTECLINIC DIAGNOSTIC OF TN PC #6363		13	3	19%	16
CLEVELAND CLINIC FLORIDA		1	15	94%	16
ST ANTHONY'S HOSP PATIENT CARE SERVICE			16	100%	16
JS HEALTHCARE INC		16			16
Grand Villa of Dunedin		10	6	38%	16
NOVANT HEALTH GOHEALTH URGENT CARE-HARRISBURG		8	8	50%	16
GRAND VILLA OF LARGO		14	2	13%	16
MIAMI BEACH MEDICAL GROUP			16	100%	16
CALLAWAY CLINIC		11	5	31%	16
FRUITVILLE URGENT CARE			16	100%	16
HODGES CLUSTER		2	14	88%	16
KETAMINE HEALTH CENTERS AT BONITA SPRINGS, LLC		16			16
Lab MSMC Hialeah			16	100%	16
CRUCIAL CARE		10	6	38%	16
PRO HEALTH FAMILY PHYSICIANS, NYSTROM		16			16
CVA MINUTE CLINIC DIAGNOSTIC OF VIRGINIA, LLC		16			16
HEALTH CENTRAL HOSPITAL			16	100%	16
CVS MINUTE CLINIC DIAGNOSTIC OF TEXAS LLC		12	4	25%	16
PEACHTREE IMMEDIATE CARE			16	100%	16
BVL PEDIATRICS		14	2	13%	16
OKEECHOBEE HEALTHCARE FACILITY			16	100%	16

COVID-19: testing by laboratory

Data through Mar 22, 2021 verified as of Mar 23, 2021 at 09:25 AM

Data in this report are provisional and subject to change.

The numbers in the table below represent the number of Florida and non-Florida residents for whom test results were received by the Department of Health. A person can be tested by more than one laboratory and can have both positive and negative results. **Therefore, the sum of the numbers in each column will be larger than the total number of people tested.**

Reporting lab	Inconclusive	Negative	Positive	Percent positive	Total
ALL FLORIDA FAMILY & SPORTS MEDICINE		15	1	6%	16
UNIVERSITY OF MIAMI MILLER SCHOOL			16	100%	16
FAST TRACK URGENT CARE CENTER - TYRONE			16	100%	16
MILLENNIUM PHYSICIAN GRP LLC NAPLES PINE RIDGE			16	100%	16
MORTON PLANT MEASE			16	100%	16
COMMUNITY HEALTH OF SOUTH FLORIDA INC			16	100%	16
CLEVELAND CLINIC			16	100%	16
MEDEXPRESS URGENT CARE - ROBINSON TWP, STEUBENVILLE PIKE		14	2	13%	16
ABC PEDIATRICS OF PORT ST LUCIE		14	2	13%	16
ST AUGUSTINE PLANTATION		1	15	94%	16
INTERNAL MEDICINE ASSOCIATES & SPECIALTIES INC		15	1	6%	16
MC DIAGNOSTIC OF CONNECTICUT, PC #775		15	1	6%	16
TREASURE ISLE LLC		16			16
AURORA UNIVERSITY WELLNESS CENTER		16			16
ASHRAF MEDICAL GROUP PLLC DBA PULSE M		15	1	6%	16
JOSEPH MIGNOGNA		13	3	19%	16
PROMEDICA LABORATORIES		11	5	31%	16
BONIFAY NURSING AND REHABILITATION CENTER			16	100%	16
XERA MED RESEARCH			16	100%	16
MED LABS DIAGNOSTICS		10	6	38%	16
SRMC AVALON		9	7	44%	16
NOVALIFE MEDSPA			15	100%	15
ENCOMPASS HEALTH REHABILITATION HOSPITAL OF PANAMA CITY		10	5	33%	15
MINUTECLINIC DIAGNOSTIC OF TN PC #566		13	2	13%	15
FAMILY CARE			15	100%	15
OAKMONTE VILLAGE OF DAVIE			15	100%	15
MEADOWCREST MOLECULAR DIAGNOSTICS, LLC			15	100%	15
ORLANDO ORTHOPAEDIC OUTPATIENT SURGERY CENTER		11	4	27%	15
MILTON 4707		15			15
SINAI HOSPITAL OF BALTIMORE		15			15
EASTLAKE PEDIATRICS - TRINITY		15			15
UNIVERSITY HOSPITAL UC HEALTH		11	4	27%	15
ADVENT HEALTH - FOUR CORNERS ER		10	5	33%	15
AJU GEORGE MD PA			15	100%	15
ORLANDO HEALTH		2	13	87%	15
ADVENTHEALTH MEDICAL GROUP		11	4	27%	15
LPG PRIMARY CARE AT BONITA BAY LIFESTYLE CENTER		14	1	7%	15
PATHLINE			15	100%	15
FLORIDA MEDICAL CL ODOM TPA		5	10	67%	15
HUNTINGTON URGENT CARE		14	1	7%	15
TELEVISIT MALABAR PEDIATRICS		5	10	67%	15
ESTATES MEDICAL CENTER INC		4	11	73%	15
FLORIDA DEPARTMENT OF HEALTH IN HILLSBOROUGH COUNTY		1	14	93%	15
TMH FSU RAPID LABORATORY		2	13	87%	15
WALK IN URGENT CARE			15	100%	15
BRYAN WHITFIELD MEMORIAL HOSPITAL		10	5	33%	15
BESSENT ROAD GROUP HOME		15			15

COVID-19: testing by laboratory

Data through Mar 22, 2021 verified as of Mar 23, 2021 at 09:25 AM

Data in this report are provisional and subject to change.

The numbers in the table below represent the number of Florida and non-Florida residents for whom test results were received by the Department of Health. A person can be tested by more than one laboratory and can have both positive and negative results. **Therefore, the sum of the numbers in each column will be larger than the total number of people tested.**

Reporting lab	Inconclusive	Negative	Positive	Percent positive	Total
Astoria Health and Rehab		15			15
ALPHA PHARMACY		12	3	20%	15
HOLLEY-NAVARRE MEDICAL CLINIC		5	10	67%	15
MIAMI BEACH MEDICAL GROUP LLC			15	100%	15
MINNEOLA PLACE A HOMEBRIDGE COMMUNITY		15			15
TNC WALK IN CLINIC		10	5	33%	15
OPTIONS FOR SENIORS INC DBA PALM KREST MANOR		12	3	20%	15
ADVENTHEALTH MEDICAL GROUP PEDIATRICS AT		4	11	73%	15
WALGREENS #04618		14	1	7%	15
LEE COMMUNITY HEALTHCARE INC NORTH FORT MYERS		15			15
BAPTIST PEDIATRICS		12	3	20%	15
MEDLAB ASSOCIATES LLC		15			15
MONTEFIORE ST LUKE'S CORNWALL HOSPITAL		11	4	27%	15
DIATHERIX		13	2	13%	15
CLINIC OF PEDIATRICS & GI MEDICINE INC		1	14	93%	15
BAYCARE MEDICAL GROUP INC			15	100%	15
HEALTH MED HOME CARE, LLC		15			15
FAST PACE MEDICAL CLINIC PLLC		13	2	13%	15
INTERMOUNTAIN CENTRAL LAB		1	14	93%	15
BAPTIST MEDICAL CENTER EAST		11	4	27%	15
UNAVAILABLE/UNKNOWN/NO INFORMATION FOUND			15	100%	15
ADVENT HEALTH - WINTER HAVEN		8	7	47%	15
FAMILY CARE CENTER OF ARLINGTON		10	5	33%	15
FLORIDA MEDICAL CLINIC IM MLK		10	5	33%	15
BLOUNT MEMORIAL HOSPITAL		13	2	13%	15
RICH STREET GROUP HOME		8	7	47%	15
CUSTEAD CARE CENTER HAVEN HOSPICE		12	3	20%	15
BLUE SPRINGS SURGERY CENTER		14			14
TALLAHASSEE PRIMARY CARE ASSOCIATES PA		12	2	14%	14
MADISON COUNTY HEALTH DEPARTMENT		7	7	50%	14
RIVERSIDE COTTAGES AT THE SHORES, LLC			14	100%	14
INDIANA STATE DEPARTMENT OF HEALTH		1	13	93%	14
CVS TN5639POCT FARRAGUT		11	3	21%	14
OPIS ISLAND LAKE CENTER		13	1	7%	14
ACCESS HOME HEALTH OF FLORIDA LLC		14			14
TLC FAMILY CARE HOME INC		14			14
DHMD		14			14
LMH SKILLED NURSING UNIT		14			14
PREMIER LABORATORY SERVICES, LLC		5	9	64%	14
PT&J REHAB - VILLAGE OF ROYAL PALM BEACH		12	2	14%	14
CARENOW URGENT CARE-WEST END		9	5	36%	14
EPIPHANY HEALTH		8	6	43%	14
STEWART MELBOURNE HOSPITAL, INC	1		13	93%	14
The Evangelical Lutheran Good Samaritan Society		14			14
TREASURE COAST URGENT CARE			14	100%	14
SOMA MEDICAL CENTER, PA #4 FLORIDA MANGO			14	100%	14
GNT ASSOCIATES		13	1	7%	14

COVID-19: testing by laboratory

Data through Mar 22, 2021 verified as of Mar 23, 2021 at 09:25 AM

Data in this report are provisional and subject to change.

The numbers in the table below represent the number of Florida and non-Florida residents for whom test results were received by the Department of Health. A person can be tested by more than one laboratory and can have both positive and negative results. **Therefore, the sum of the numbers in each column will be larger than the total number of people tested.**

Reporting lab	Inconclusive	Negative	Positive	Percent positive	Total
ALAN L MELOTEK MD		14			14
SURGERY CENTER OF CORAL GABLES LLC,THE		11	3	21%	14
Terrace of Jacksonville			14	100%	14
CITY OF NAPLES FIRE RESCUE		12	2	14%	14
OCCUPATIONAL HEALTH CENTERS OF THE SOUTHWEST PA		13	1	7%	14
CVS NC4165POCT BREVARD		8	6	43%	14
POLK CHD BARTOW		13	1	7%	14
MINUTECLINIC, LLC #1586		11	3	21%	14
COMPREHENSIVE CHILDCARE ASSOCIATES		8	6	43%	14
FG RAPID RESULTS LLC		8	6	43%	14
KISSIMMEE VA OUTPATIENT CLINIC		14			14
DESOTO HEALTH AND REHAB LLC		9	5	36%	14
BOCA SIMON		2	12	86%	14
HEALTHFIRST ADVENT HEALTH CENTRA CARE COCOA BEACH			14	100%	14
MINUTE-CLINIC DIAGNOSTIC OF VIRGINIA		12	2	14%	14
CITY OF CLEARWATER EMPLOYEE HEALTH CENTER		5	9	64%	14
SARNO FAMILY PRACTICE		1	13	93%	14
MELBOURNE FAMILY PRACTICE		12	2	14%	14
MINUTE CLINIC		1	13	93%	14
LONG ISLAND JEWISH VALLEY STREAM		13	1	7%	14
CVS NV3210POCT LAS VEGAS		14			14
UC HEALTH UNIVERSITY HOSPITAL		11	3	21%	14
ST CLOUD MEDICAL GROUP		12	2	14%	14
PARROTT MEDICAL CLINIC			14	100%	14
ALASKA PUBLIC HEALTH LAB		1	13	93%	14
MINUTECLINIC DIAGNOSTIC OF VIRGINIA, LLC #1416		13	1	7%	14
SOUTHEASTERN UNIVERSITY INC		14			14
FAMILY MEDICINE OF WESTON LLC		6	8	57%	14
MC DIAGNOSTIC OF CONNECTICUT, PC #1960		14			14
SOUTHEASTERN LABORATORY			14	100%	14
MINUTECLINIC DIAGNOSTIC OF TEXAS LLC		12	2	14%	14
NORTHWESTERN MEMORIAL HOSPITAL			14	100%	14
DAVITA DIALYSIS		4	10	71%	14
SIGMUND LABS LLC		14			14
SARASOTA - ROBERT L TAYLOR COMMUNITY CENTER□		1	13	93%	14
CVS MINUTE CLINIC DIAGNOSTIC OF WISCONSIN		14			14
BERGEN NEW BRIDGE M		13	1	7%	14
INNOVATIVE RESEARCH OF WEST FLORIDA		11	3	21%	14
RIVERSIDE MEDICAL GROUP		12	1	8%	13
ADVENT HEALTH MEDICAL GROUP FAMILY AND INTERNAL MEDICINE AT AVALON PAR		12	1	8%	13
UNDERGROUND FREE CLINIC		13			13
HARBOR CHASE OF JACKSONVILLE			13	100%	13
WORLD WRESTLING ENTERTAINMENT			13	100%	13
BAYA URGENT CARE LLC		1	12	92%	13
BAPTIST PRIMARY CARE PONTE VEDRA		7	6	46%	13
HORIZON MEDICAL GROUP		11	2	15%	13
CVS HEALTH, #3396		13			13

COVID-19: testing by laboratory

Data through Mar 22, 2021 verified as of Mar 23, 2021 at 09:25 AM

Data in this report are provisional and subject to change.

The numbers in the table below represent the number of Florida and non-Florida residents for whom test results were received by the Department of Health. A person can be tested by more than one laboratory and can have both positive and negative results. **Therefore, the sum of the numbers in each column will be larger than the total number of people tested.**

Reporting lab	Inconclusive	Negative	Positive	Percent positive	Total
MAINSTREET FAMILY SELECT		1	12	92%	13
CORNER OAK ESTATE LLC		13			13
MINUTECLINIC, LLC, DBA MINUTECLINIC #6		13			13
ORCHID COVE		3	10	77%	13
KIMBERLY J HENDERSON MD PC		12	1	8%	13
EAR NOSE AND THROAT ASSOCIATES OF MANATEE, P.A.		10	3	23%	13
USCG AIR STATION CLEARWATER CLINIC		12	1	8%	13
AVALON MEDICAL WALK IN CLINIC			13	100%	13
MINUTECLINIC, LLC, #4160		9	4	31%	13
DYNAMIC DNA LAB		1	12	92%	13
MED TECH SERVICES OF PALM BEACH INC		13			13
FIRST CHOICE PEDIATRICS WINTER SPRINGS		11	2	15%	13
NIGHT OWL PEDIATRICS URGENT CARE			13	100%	13
MEDEXPRESS URGENT CARE - LAFAYETTE		12	1	8%	13
MINUTE CLINIC DIAGNOSTIC OF SOUTH CAROLINA		10	3	23%	13
MINUTECLINIC DIAGNOSTIC OF RHODE ISLAND		10	3	23%	13
STATEN ISLAND UNIVERSITY HOSPITAL SEGUINE AVE		12	1	8%	13
PROHEALTH CARE ASSOCIATES MOBILE		10	3	23%	13
BELLEVUE HOSPITAL CENTER DEPARTMENT		13			13
CVS MINUTE CLINIC DIAGNOSTIC OF TN #6044		11	2	15%	13
CORAL LANDING ASSISTED LIVING		11	2	15%	13
ESCAMBIA COMMUNITY CLINIC		2	11	85%	13
ROCKLEDGE		3	10	77%	13
JOHNS HOPKINS MEDICAL LABORATORIES		1	12	92%	13
SOUTHEAST FAMILY HEALTHCARE CENTER			13	100%	13
NORTHERN WESTCHESTER HOSPITAL LABORATORY		11	2	15%	13
Sunnyside Care Center		13			13
MEDEXPRESS URGENT CARE- MARYLAND		12	1	8%	13
EFFINGER HEALTH, PA		13			13
PASSPORT HEALTH OF TAMPA BAY		13			13
GLENBROOKE AT PALM BAY			13	100%	13
BROOKDALE DELAND			13	100%	13
VILLA OF KINGS AND QUEENS OF DELRAY		13			13
CAREATC			13	100%	13
PARKWEST MEDICAL CENTER		11	2	15%	13
BROOKLYN HOSPITAL CENTER DOWNTOWN CAMPUS		13			13
COVANCE CENTRAL LABORATORY			13	100%	13
MONTEFIORE MEDICAL CENTER LABORATORIES - WEILER		9	4	31%	13
CVS MINUTE CLINIC DIAGNOSTIC PA		10	3	23%	13
CLINICAL LABORATORY SERVICES			13	100%	13
YORKVILLE PEDIATRIC URGENT CARE		13			13
URGENT MEDICAL CENTER INC		5	8	62%	13
LUCID DIAGNOSTICS LABS			13	100%	13
CVS MINUTE CLINIC DIAGNOSTIC MED GRP OF CA		13			13
ARNOT OGDEN MEDICAL CENTER LABORATORY		13			13
Hackensack Umc Mountainside		12	1	8%	13
SHELBY COUNTY HEALTH CARE CORPORATION		10	3	23%	13

COVID-19: testing by laboratory

Data through Mar 22, 2021 verified as of Mar 23, 2021 at 09:25 AM

Data in this report are provisional and subject to change.

The numbers in the table below represent the number of Florida and non-Florida residents for whom test results were received by the Department of Health. A person can be tested by more than one laboratory and can have both positive and negative results. **Therefore, the sum of the numbers in each column will be larger than the total number of people tested.**

Reporting lab	Inconclusive	Negative	Positive	Percent positive	Total
LAKELAND REGIONAL HEALTH GRASSLANDS		12	1	8%	13
LEE COMMUNITY HEALTHCARE INC CAPE CORAL		13			13
PHELPS HOSPITAL LABORATORY		11	2	15%	13
MEDEXPRESS URGENT CARE - SEMINOLE SQUA		11	2	15%	13
FLORIDA STATE HOSPITAL			13	100%	13
VRL EUROFINS - HAWAII		13			13
KIDSWOOD PEDIATRICS CORP		5	8	62%	13
GADSDEN REGIONAL MEDICAL CENTER		13			13
MINUTE CLINIC LLC #5733		13			13
MINUTECLINIC DIAGNOSTIC OF TN, PC 6438		11	2	15%	13
NATIONAL GENETICS INST LABCORP		4	9	69%	13
FAMILY PRACTICE ON THE GO		6	7	54%	13
DEVEREUX FLORIDA CHILDRENS CENTER			13	100%	13
LEHIGH VALLEY HOSPITAL		3	10	77%	13
VALDOSTA FAMILY MEDICINE		1	12	92%	13
LIFE'S SPECIAL MOMENTS INC		13			13
CROSS CARE CENTER			13	100%	13
IN-OFFICE LAB		12	1	8%	13
ADVENTHEALTH MEDICAL GROUP CARE CLINIC AT		8	4	33%	12
BROOKDALE CITRUS			12	100%	12
RUSSELL MEDICAL CENTER		11	1	8%	12
MINUTE CLINIC DIAGNOSTIC OF TEXAS, LLC		12			12
ST PETER'S UNIVERSITY HOSPITAL		9	3	25%	12
MEDEXPRESS URGENT CARE - MONROE		12			12
CVS MINUTE CLINIC, LLC		10	2	17%	12
PANCARE HEALTH - WEWA ELEMENTARY			12	100%	12
TMH PHYSICIAN PARTNERS - MONTICELLO		10	2	17%	12
AVENTURA HOSPITAL AND MEDICAL CENTER			12	100%	12
DEPARTMENT OF PUBLIC HEALTH		12			12
VA MEDICAL CENTER			12	100%	12
MIRACLE ALF INC		12			12
WELLMED AT PORT ST LUCIE WEST		8	4	33%	12
SENIOR HOME CARE INC		12			12
FLORIDA DEPT OF HEALTH		4	8	67%	12
GRAND VILLA OF MELBOURNE		10	2	17%	12
MINUTECLINIC, LLC #4507		11	1	8%	12
OHIO STATE UNIVERSITY MEDICAL CENTER			12	100%	12
LAB UNKNOWN		1	11	92%	12
SUWANNEE COUNTY JAIL		11	1	8%	12
SUMMIT ATLANTIC SURGERY CENTER		12			12
VERITAS RESEARCH CORP			12	100%	12
ACADIAN DIAGNOSTIC LABORATORIES		8	4	33%	12
BARRANCO CLINIC,THE	3	9			12
PRIMECARE AT PORT ORANGE			12	100%	12
ADVENTIST HEALTH SYSTEM		11	1	8%	12
URGENT CARE OF NEW YORK		12			12
METHODIST MEDICAL CENTER		9	3	25%	12

COVID-19: testing by laboratory

Data through Mar 22, 2021 verified as of Mar 23, 2021 at 09:25 AM

Data in this report are provisional and subject to change.

The numbers in the table below represent the number of Florida and non-Florida residents for whom test results were received by the Department of Health. A person can be tested by more than one laboratory and can have both positive and negative results. **Therefore, the sum of the numbers in each column will be larger than the total number of people tested.**

Reporting lab	Inconclusive	Negative	Positive	Percent positive	Total
AVALON FAMILY RESORT ASSISTED LIVING LLC		12			12
MINUTECLINIC DIAGNOSTIC OF TN, PC 4992		12			12
MERIDIAN AT WATERWAYS, THE		10	2	17%	12
SAMARITAN MEDICAL CENTER		12			12
SEWALLS POINT PHARMACY INC		11	1	8%	12
MC DIAGNOSTIC OF CONNECTICUT, PC # 257		11	1	8%	12
MI2297090CV HOLLAND-23D2189684		12			12
IREPERTOIRE_MOL_LAB		12			12
CVS NY491POCT JACKSON HEIGHTS		12			12
NAPLES GREEN VILLAGE		12			12
SEBRING PEDIATRICS LLC			12	100%	12
WOODLAND TOWERS		6	6	50%	12
GULF COAST MEDICAL GROUP		5	7	58%	12
SOMA MEDICAL CENTER, P.A.			12	100%	12
RED MOUNTAIN DIAGNOSTICS		12			12
CVS NC2357POCT HUNTERSVILLE		10	2	17%	12
MEDEXPRESS URGENT CARE - CHRISTIANBURG		8	4	33%	12
MEDEXPRESS URGENT CARE-ALTOONA		10	2	17%	12
CARROLL GARDENS URGENT CARE		12			12
FHCP-PORT ORANGE		3	9	75%	12
VILLA HEALTH NH LLC		10	2	17%	12
MONTEFIORE NYACK HOSPITAL AFFILIATED LABORATORY		11	1	8%	12
FLORIDA DEPARTMENT OF HEALTH WASHINGTON COUNTY		7	5	42%	12
GAMMA DIAGNOSTIC LAB LLC			12	100%	12
CVS TX8321POCT MCKINNEY		12			12
LPG PRIMARY CARE AT CAPE CORAL PARKWAY		11	1	8%	12
GEORGE W FERGUSON MD-CONCIERGE MEDICAL SERVICES PL		11	1	8%	12
HAVEN HOSPICE			12	100%	12
CARE FAST MURABELLA		7	5	42%	12
MERCY MEDICAL CENTER		5	7	58%	12
CVS MINUTE CLINIC DIAGNOSTIC OF TEXAS, LLC		9	3	25%	12
MEDLABS DIAGNOSTICS		10	2	17%	12
FAMILY MEDICINE AT LONGWOOD			12	100%	12
BAYSIDE LABORATORIES INC		12			12
BAPTIST HEALTH			12	100%	12
APPLE DIAGNOSTICS LAB		5	7	58%	12
THE PLAZA AT PARKSQUARE		12			12
LEON CHD		12			12
MHHS All Lab Subsection		12			12
West Gate Village, LLC		12			12
MC DIAGNOSTIC OF CONNECTICUT PC #459		12			12
CVS NC187POCT CHARLOTTE		11	1	8%	12
MINUTECLINIC INCORPORATE, LLC		9	3	25%	12
LIFE CARE OF PORT SAINT LUCIE		3	9	75%	12
FAMILY MEDICINE AT HUNTERS CREEK		12			12
BROWARD DIALYSIS			12	100%	12
GLEN OAKS HEALTH AND REHABILITATION CENTER			12	100%	12

COVID-19: testing by laboratory

Data through Mar 22, 2021 verified as of Mar 23, 2021 at 09:25 AM

Data in this report are provisional and subject to change.

The numbers in the table below represent the number of Florida and non-Florida residents for whom test results were received by the Department of Health. A person can be tested by more than one laboratory and can have both positive and negative results. **Therefore, the sum of the numbers in each column will be larger than the total number of people tested.**

Reporting lab	Inconclusive	Negative	Positive	Percent positive	Total
COLLIER COUNTY HEALTH DEPT.		7	5	42%	12
BRITO MEDICAL CENTER		10	2	17%	12
Lady Lake Specialty Care			12	100%	12
CULINARY INSTITUTE OF AMERICA STUDENT	3	9			12
ORMOND MEDICAL ARTS		3	9	75%	12
DELIVER MY MEDS CORP		12			12
DOC PAM PA		10	1	9%	11
MEYER PEDIATRICS CHTD		11			11
ATMORE NURSING CENTER		10	1	9%	11
JOHN W NORRIS III MD PA	1		10	91%	11
PALM BEACH PATHOLOGY		9	2	18%	11
ILLINOIS DEPT OF PUBLIC HEALTH LAB - SPRINGFIELD			11	100%	11
St. Annes Nursing Center, St. Annes Residence, Inc.		11			11
ELITE HOME HEALTH SERVICES		11			11
ADVENTIST HEALTH SYSTEM FLORIDA DEPT OF HEALTH		7	4	36%	11
WATSON HEALTHCARE		8	3	27%	11
ALCOVE ASSISTED LIVING FACILITY		11			11
MEDEXPRESS URGENT CARE MONACA		11			11
PRIMECARE ACQUISITION FAMILY PRACTICE INC		11			11
SEMORAN FAMILY HEALTH LLC		10	1	9%	11
BRIDGE DIAGNOSTICS			11	100%	11
LPG PRIMARY CARE AT MATTHEW DRIVE		11			11
CROSSROADS URGENT CARE, PLLC		11			11
MINUTECLINIC, LLC #1492		11			11
MEDEXPRESS URGENT CARE - BENTON HARBOR		11			11
MINUTECLINIC DIAGNOSTIC OF NORTH CAROLINA, PC		10	1	9%	11
GRAND VILLA OF DELRAY EAST		11			11
THE TERRACE OF SAINT CLOUD		9	2	18%	11
CVS MINUTE CLINIC DIAGNOSTIC OF TEXAS,LLC		9	2	18%	11
AIM LABORATORIES			11	100%	11
DMH STEINHATCHEE FAMILY MEDICINE		8	3	27%	11
IGENEX INC		11			11
WINTER PARK CARE AND REHABILITATION			11	100%	11
ACCENTCARE		11			11
HAWTHORNE INN OF LAKELAND		11			11
MINUTECLINIC DIAGNOSTIC OF TN PC #6415		10	1	9%	11
TROPICANA		5	6	55%	11
St Joseph's Hospital & Medical Center		10	1	9%	11
KINGS BAY PEDIATRICS LLC		7	4	36%	11
VITAS HEALTH INC		5	6	55%	11
PINELLAS COUNTY HEALTH DEPARTMENT		2	9	82%	11
UMHC/SYLVESTER AT KENDALL		1	10	91%	11
CARINGTON MANOR		11			11
GRACE COMMUNITY PHARMACY		1	10	91%	11
FLORIDA HOSPITAL PHYSICIAN GROUP		3	8	73%	11
ORANGE PARK PEDIATRIC ASSOCIATES		1	10	91%	11
45TH 1		11			11

COVID-19: testing by laboratory

Data through Mar 22, 2021 verified as of Mar 23, 2021 at 09:25 AM

Data in this report are provisional and subject to change.

The numbers in the table below represent the number of Florida and non-Florida residents for whom test results were received by the Department of Health. A person can be tested by more than one laboratory and can have both positive and negative results. **Therefore, the sum of the numbers in each column will be larger than the total number of people tested.**

Reporting lab	Inconclusive	Negative	Positive	Percent positive	Total
CVS MINUTE CLINIC DIAGNOSTIC OF VIRGINIA		11			11
PRIME MEDICAL CARE, LLC		11			11
LANE PEDIATRICS PA		1	10	91%	11
MAIMONIDES MEDICAL CENTER		8	3	27%	11
GRAND AVE PHARMACY		1	10	91%	11
MINUTECLINIC DIAGNOSTIC OF SC, LLC #2		10	1	9%	11
CONSULATE HEALTH CARE OF PENSACOLA			11	100%	11
LONGWOOD PEDIATRICS LLC			11	100%	11
WANTAGH URGENT CARE		8	3	27%	11
VIRTUA WEST JERSEY HOSPITAL VOORHEES		9	2	18%	11
APPALACHIAN REGIONAL HEALTHCARE SYSTEM		10	1	9%	11
Rosewood Healthcare and Rehabilitation Center		5	6	55%	11
REDMED CLINIC OF ARLINGTON		10	1	9%	11
WELLMED AT SOUTH PARSONS		9	2	18%	11
CLEVELAND TENNESSEE HOSPITAL COMPANY		10	1	9%	11
J AND J VISTAKON EMPLOYEE HEALTH CENTER		10	1	9%	11
CARENOW URGENT CARE-DONELSON		8	3	27%	11
CARLOS PORTU MD, PLLC			11	100%	11
PERSONAL PEDIATRICS PA		8	3	27%	11
AZALEA HEALTH		2	9	82%	11
UNIVERSITY CENTRA CARE		10	1	9%	11
PHYSICIANS REGIONAL MEDICAL CTR - COLLIER BLVD			11	100%	11
MINUTECLINIC LLC (1435)		10	1	9%	11
MOUNT DORA PEDIATRICS		9	2	18%	11
BIOTECH CLINICAL LABORATORIES, INC.		1	10	91%	11
RICHMOND UNIVERSITY MEDICAL CENTER		9	2	18%	11
MINUTECLINIC, LLC #244		10	1	9%	11
ASSOCIATES MD CYPRESS CREEK			11	100%	11
MEDICAL CENTER AFFILIATES WEST PALM			11	100%	11
MINUTECLINIC, LLC #1470		10	1	9%	11
MINUTECLINIC DIAGNOSTIC OF ILLINOIS LL		9	2	18%	11
CVS CA9165POCT SAN DIEGO		11			11
MINUTECLINIC DIAGNOSTIC OF NEW MEXICO		11			11
TELEVISIT PALM BAY FAMILY PRACTICE		9	2	18%	11
GENOPTIX MEDICAL LABORATORY		10	1	9%	11
GUIDEWELL EMERGENCY MEDICINE DOCTORS LLC #33		6	5	45%	11
ANYLABTEST NOW		4	7	64%	11
CREATIVE TESTING SOLUTIONS		4	7	64%	11
ALACHUA			11	100%	11
NIGHT LITE PEDIATRICS CENTER, LLC		1	10	91%	11
Solaris Healthcare Pensacola			11	100%	11
HEALTH NETWORK LABORATORIES		7	4	36%	11
MINUTECLINIC DIAGNOSTIC OF PA, LLC (1036)		9	2	18%	11
CARENOW URGENT CARE-HERMITAGE		7	4	36%	11
ST JOSEPH WOMENS HOSPITAL			11	100%	11
HNL LAB MEDICINE		8	3	27%	11
BRONSON FIRE DEPARTMENT		11			11

COVID-19: testing by laboratory

Data through Mar 22, 2021 verified as of Mar 23, 2021 at 09:25 AM

Data in this report are provisional and subject to change.

The numbers in the table below represent the number of Florida and non-Florida residents for whom test results were received by the Department of Health. A person can be tested by more than one laboratory and can have both positive and negative results. **Therefore, the sum of the numbers in each column will be larger than the total number of people tested.**

Reporting lab	Inconclusive	Negative	Positive	Percent positive	Total
URGENT TEAM MANAGEMENT OF TENNESSEE		10	1	9%	11
GENESIS		7	4	36%	11
VIBRANT AMERICA		9	2	18%	11
NORTH OKALOOSA PHYSICIAN GROUP		10	1	9%	11
MEDEXPRESS URGENT CARE - PANTOPS		9	1	10%	10
HIGH TOWER ALF LLC		9	1	10%	10
CVS MINUTE CLINIC DIAGNOSTIC OF TN #3293		10			10
INFEXIONSHIELD INC.		10			10
Avalon Healthcare and Rehabilitation Center			10	100%	10
ISLAND COAST PEDIATRICS IN-HOUSE LAB		10			10
MINUTE CLINIC LLC #2775		9	1	10%	10
CITY OF SANFORD EMPLOYEE HEALTH AND		10			10
MEDEXPRESS URGENT CARE PARKERSBURG		8	2	20%	10
CVS MINUTE CLINIC DIAGNOSTIC PA #3060		9	1	10%	10
CVS TN5601POCT LENOIR CITY		9	1	10%	10
PEPIN ACADEMIES-PASCO		10			10
VASCONCELLO COHEN MD PA		9	1	10%	10
FAMILY HEALTH CENTER AT PORT ST JOHN		4	6	60%	10
SUPERIOR RESIDENCES OF CLERMONT		2	8	80%	10
LAKE NONA MEDICAL SERVICES		3	7	70%	10
AMERICAN HOUSE FORT MYERS		10			10
PANCARE HEALTH - VERNON ELEMENTARY			10	100%	10
TENNESSEE DEPARTMENT OF HEALTH (TDH) - CENTRAL LABORATORY		2	8	80%	10
CORONA PATHOLOGY		10			10
NORTON HEALTHCARE			10	100%	10
ST MARYS MEDICAL CENTER			10	100%	10
ONEIDA HEALTHCARE CENTER		8	2	20%	10
VITALANT		1	9	90%	10
LEE PHYSICIAN GROUP COLLEGE POINT		10			10
VIGILINT HEALTHCARE		8	2	20%	10
MAINSTREET FAMILY CARE			10	100%	10
CENTRAL JERSEY URGENT CARE OF EATONTOW		9	1	10%	10
PRORENATA LABS		2	8	80%	10
PLYMOUTH HARBOR INCORPORATED		9	1	10%	10
MEDEXPRESS URGENT CARE CHARLESTON		6	4	40%	10
NATURE COAST REGIONAL MEDICAL CENTER		1	9	90%	10
CITY OF TALLAHASSEE		10			10
COMMUNITY HEALTH CENTER		2	8	80%	10
URGENT CARE CENTER AT PINNACLE		4	6	60%	10
PALM BEACH CDH - DELRAY BEACH			10	100%	10
LUXOR SCIENTIFIC LLC		1	9	90%	10
Maury Regional Hospital		6	4	40%	10
ADVENTHEALTH MEDICAL GROUP PEDIATRIC & ADOLESCENT		9	1	10%	10
KEY WEST URGENT CARE, INC		3	7	70%	10
MINUTECLINIC DIAGNOSTIC OF OKLAHOMA		8	2	20%	10
EMERGENCY MEDICAL CENTER		4	6	60%	10
BELLE GLADES HEALTH CLINIC			10	100%	10

COVID-19: testing by laboratory

Data through Mar 22, 2021 verified as of Mar 23, 2021 at 09:25 AM

Data in this report are provisional and subject to change.

The numbers in the table below represent the number of Florida and non-Florida residents for whom test results were received by the Department of Health. A person can be tested by more than one laboratory and can have both positive and negative results. **Therefore, the sum of the numbers in each column will be larger than the total number of people tested.**

Reporting lab	Inconclusive	Negative	Positive	Percent positive	Total
KIDSVILLE PEDIATRICS			10	100%	10
ORLANDO MEDICAL CENTER PL		1	9	90%	10
SAVANNAH MANOR ASSISTED LIVING COMMUNITY			10	100%	10
VETERNANS ADMINISTRATION			10	100%	10
TINA'S ASSISTED LIVING FACILITY CORP		10			10
WESTPAC LABS INC	1		9	90%	10
CARENOW URGENT CARE - EAST NASHVILLE		8	2	20%	10
COLLIER HMA PHYSICIAN MANAGEMENT, LLC		2	8	80%	10
CHILDREN'S HEALTHCARE OF ATLANTA/EGLESTON		10			10
NEW YORK PRESBYTERIAN - LOWER MANHATTAN		10			10
VENICE GREEN VILLAGE		3	7	70%	10
AHMG SURGICAL SPECIALIST		10			10
DES PLAINES CLINICAL LAB		3	7	70%	10
THE MARY IMOGENE BASSETT HOSPITAL		10			10
CVS PA6902POCT BRYN MAWR		8	2	20%	10
SONORA QUEST LABORATORIES			10	100%	10
Westchester General Hospital			10	100%	10
NEMOURS CHILDREN'S URGENT			10	100%	10
MC DIAGNOSTIC OF CONNECTICUT, PC #1966		10			10
DR PHILLIPS MEDICAL WELLNESS CENTER		10			10
BROWARD HEALTH CARE			10	100%	10
NEW JERSEY DEPARTMENT OF HEALTH COMMUNICABLE DISEASE SERVICE		3	7	70%	10
CBC LAB		3	7	70%	10
PHASE2 LABS	2	6	2	20%	10
MISSOURI DEPARTMENT OF HEALTH AND SENIOR SERVICES			10	100%	10
NOT INDICATED		1	9	90%	10
ST CLOUD COMPOUNDING PHARMACY & WELLNESS CENTER		9	1	10%	10
MEDEXPRESS URGENT CARE-KATY		7	3	30%	10
BEAUMONT LABORATORY			10	100%	10
MINUTECLINIC, LLC, DBA MINUTECLINIC #2		9	1	10%	10
ALABAMA DEPARTMENT OF PUBLIC HEALTH		1	9	90%	10
BROOKDALE PANAMA CITY		9	1	10%	10
MOLECULAR PATHOLOGY LABORATORY			10	100%	10
KEY TRAINING CENTER			10	100%	10
URGENT CARE & FAMILY PRACTICE CENTER			10	100%	10
MONROE COUNTY HOSPITAL		7	3	30%	10
CVS MINUTE CLINIC DIAGNOSTIC		9	1	10%	10
METHODIST HOSPITAL			10	100%	10
INTEGRATED FAMILY MEDICAL CENTER			10	100%	10
LAKE CO SCHOOLS EMPLOYEE HEALTH & WELLNESS CENTER	1	7	2	20%	10
AFC URGENT CARE - CEDAR GROVE		10			10
ACCESS PHARMACY		10			10
PBC PREMIER FAMILY HEALTH			10	100%	10
BAYONET POINT HOSPITAL			10	100%	10
FLEMING ISLAND CENTER FOR CLINICAL RESEARCH		10			10
MEDI-DRUG INC		9	1	10%	10
MOSOLF PEDIATRICS			10	100%	10

COVID-19: testing by laboratory

Data through Mar 22, 2021 verified as of Mar 23, 2021 at 09:25 AM

Data in this report are provisional and subject to change.

The numbers in the table below represent the number of Florida and non-Florida residents for whom test results were received by the Department of Health. A person can be tested by more than one laboratory and can have both positive and negative results. **Therefore, the sum of the numbers in each column will be larger than the total number of people tested.**

Reporting lab	Inconclusive	Negative	Positive	Percent positive	Total
GLADES COUNTY DETENTION CENTER		1	9	90%	10
MEDICAL LABORATORY DIAGNOSTICS			10	100%	10
LAKE BALDWIN CBOC		9	1	10%	10
SAMARITAN HOSPITAL LABORATORY		9	1	10%	10
PRODUCTION HEALTH SAFETY MANAGEMENT		10			10
HIRAM COLLEGE HEALTH CENTER (ABBOTT)		10			10
HCR MANORCARE		10			10
ARBORS OF GULF BREEZE, THE		8	2	20%	10
RHODE ISLAND DEPARTMENT OF HEALTH			10	100%	10
MEDEXPRESS URGENT CARE - BEECH GROVE		9	1	10%	10
BOCA RATON REGIONAL HOSPITAL LAB			10	100%	10
Signature Healthcare of Savannah		10			10
MEDEX REGIONAL LABORATORIES LLC		1	9	90%	10
MEDEXPRESS URGENT CARE - SALEM		6	4	40%	10
RPC@HODGES		2	8	80%	10
MEDEXPRESS URGENT CARE - WINCHESTER GATEWAY		8	2	20%	10
PRECISION GENETICS			9	100%	9
ORLANDO HEALTH PHYSICIAN ASSOCIATES		4	5	56%	9
PREMIUM HEALTH CARE			9	100%	9
FAMILY PRACTICE OF DAVIE INC			9	100%	9
CVS MINUTE CLINIC DIAG OF IND, LLC #6549		9			9
Fouraker Hills Rehab and Nursing			9	100%	9
LOREY ALF		9			9
WADSWORTH CENTER - DAVID AXELROD INSTITUTE		8	1	11%	9
MINUTECLINIC DIAGNOSTIC OF TN PC #242		6	3	33%	9
ROSEMONT GARDENS INC		9			9
BERRYHILL MANOR		9			9
MICHIGAN DEPARTMENT OF COMMUNITY HEALTH		1	8	89%	9
NEMOURS CHILDREN'S PRIMARY CARE VERO BEACH			9	100%	9
ST VINCENT'S ST CLAIR		6	3	33%	9
CLAYMED OF NORTH FLORIDA			9	100%	9
LAKEVIEW HEALTH SYSTEMS			9	100%	9
INSPIRED LIVING AT PALM BAY		7	2	22%	9
ST JUDE LABORATORIES		7	2	22%	9
BRENNITY AT VERO BEACH, THE			9	100%	9
MAGNOLIA MANOR			9	100%	9
MINUTECLINIC, LLC, DBA MINUTECLINIC #6106		7	2	22%	9
VETERANS AFFAIRS MEDICAL CENTER - OUTPATIENT			9	100%	9
GOOD SAMARITAN MEDICAL CENTER			9	100%	9
MINUTECLINIC DIAGNOSTIC OF TN PC #240		8	1	11%	9
LIFELINK TISSUE BANK D/B/A LIFELINK TISSUE BANK		8	1	11%	9
WESTERN NEW YORK IMMEDIATE MEDICAL CAR		9			9
ASSOCIATES IN MEDICINE		7	2	22%	9
UCARE			9	100%	9
MEDEXPRESS URGENT CARE-LATROBE		9			9
Manor Care of Dunedin		6	3	33%	9
RIVERVIEW REGIONAL MEDICAL CENTER		7	2	22%	9

COVID-19: testing by laboratory

Data through Mar 22, 2021 verified as of Mar 23, 2021 at 09:25 AM

Data in this report are provisional and subject to change.

The numbers in the table below represent the number of Florida and non-Florida residents for whom test results were received by the Department of Health. A person can be tested by more than one laboratory and can have both positive and negative results. **Therefore, the sum of the numbers in each column will be larger than the total number of people tested.**

Reporting lab	Inconclusive	Negative	Positive	Percent positive	Total
MINUTECLINIC, LLC #4682		5	4	44%	9
PINELLAS PARK FIRE DEPARTMENT		9			9
WINDSOR OF GAINESVILLE		9			9
NEW HAMPSHIRE DEPARTMENT OF HEALTH AND HUMAN SERVICES		3	6	67%	9
FLORIDA CENTER FOR DERMATOLOGY LABORATORY			9	100%	9
CVS NJ617POCT CEDAR GROVE		8	1	11%	9
MINUTE CLINIC DIAGNOSTIC OF SC, LLC #42		8	1	11%	9
GRAND VILLA OF PALM COAST		9			9
ST VINCENT'S CHILTON		7	2	22%	9
MINUTECLINIC DIAGNOSTIC OF NORTH CAROLINA PC #5341		6	3	33%	9
MINUTE CLINIC DIAGNOSTIC OF TN PC #64		9			9
CITY OF LAKE MARY EMPLOYEE HEALTH CENTER		7	2	22%	9
CARENOW URGENT CARE-MT JULIET		8	1	11%	9
MINUTECLINIC, LLC, MINUTECLINIC #7637		7	2	22%	9
ILLINOIS DEPARTMENT OF PUBLIC HEALTH		1	8	89%	9
PENSACOLA CLUSTER			9	100%	9
IMMUNOGENOMICS LLC		6	3	33%	9
UNIVERSITY MEDICAL CENTER		8	1	11%	9
MINUTE CLINIC LLC #1448		8	1	11%	9
MINUTECLINIC DIAGNOSTIC OF MINNESOTA		9			9
WESTCHESTER GENERAL HOSPITAL BLOOD GAS LAB			9	100%	9
FLORIDA MENTOR		7	2	22%	9
FLORIDA HOSPITAL WINTER PARK		7	2	22%	9
MIDMICHIGAN MEDICAL CENTER			9	100%	9
PALM BAY URGENT CARE PL		1	8	89%	9
NASCAR EVENT MANAGEMENT, LLC		9			9
LAKE NONA MEDICAL SERVICE LLC		9			9
WINDSOR OF SAN PABLO, THE		6	3	33%	9
NORTHSHORE UNIVERSITY HEALTHSYSTEM EVANSTON HOSPITAL LAB			9	100%	9
CVS TX10016POCT PRINCETON		9			9
ALLIANCE HEALTH AND REHABILITATION CENTER		9			9
UHEALTH UNIVERSITY OF MIAMI			9	100%	9
MINUTECLINIC DIAGNOSTIC OF TN PC #5671		5	4	44%	9
VENICE REGIONAL BAYFRONT HEALTH			9	100%	9
MINUTE CLINIC INCORPORTE		9			9
VILLAGE PLACE HEALTH AND REHAB		9			9
JOHNS HOPKINS ALL CHILDRENS			9	100%	9
PATEL MEDICAL VENTURES		8	1	11%	9
COLLIER BLVD HMA PHYSICIAN MANAGEMENT,, LLC			9	100%	9
CVS SC7556POCT WEST COLUMBIA		9			9
OPTUM SILVER LAKES			9	100%	9
OUR HOME AT BEACON HILL			9	100%	9
MEDEXPRESS URGENT CARE - FORT WORTH S		8	1	11%	9
NIGHT LITE PEDIATRICS CENTER		1	8	89%	9
MINUTECLINIC #8760		9			9
ENCORE AT BOCA RATON, THE			9	100%	9
MOBILE RESPONSE DIAGNOSTICS LLC		8	1	11%	9

COVID-19: testing by laboratory

Data through Mar 22, 2021 verified as of Mar 23, 2021 at 09:25 AM

Data in this report are provisional and subject to change.

The numbers in the table below represent the number of Florida and non-Florida residents for whom test results were received by the Department of Health. A person can be tested by more than one laboratory and can have both positive and negative results. **Therefore, the sum of the numbers in each column will be larger than the total number of people tested.**

Reporting lab	Inconclusive	Negative	Positive	Percent positive	Total
CVS PHARMACY NO 274		9			9
CVS HEALTH, #2043		9			9
UNIVERSITY HOSPITALS OF CLEVELAND		5	4	44%	9
ENCOMPASS HOME HEALTH OF THE SOUTHEAST LLC□		9			9
DYNAMIC HEALTH CENTERS INC		5	4	44%	9
MINUTECLINIC DIAGNOSTICS OF IND, LLC		9			9
PEDIATRIC HEALTH CARE ALLIANCE			9	100%	9
MEDLAB INC		9			9
Consulate Health Care of Brandon		7	2	22%	9
MINUTECLINIC DIAGNOSTIC OF NEW JERSEY,		8	1	11%	9
CARENOW URGENT CARE-GREEN HILLS		9			9
CHILDREN'S HEALTH CENTER INC.		7	2	22%	9
LAWRENCE TECHNOLOGICAL UNIVERSITY		9			9
GCPM MANUAL MICROBIOLOGY		1	8	89%	9
NORTHWEST FLORIDA COMMUNITY HOSPITAL LABORATORY		8	1	11%	9
WINTER PARK INTERNAL MEDICINE MD PA		7	2	22%	9
CHEMISYS LABORATORIES		1	8	89%	9
SUNCREST OMNI		9			9
BAYFRONT HEALTH ST PETERSBURG		8	1	11%	9
PUTNAM FAMILY CARE INC		3	6	67%	9
MINUTE-CLINIC DIAGNOSTIC OF VIRGINIA, LLC #2003		6	3	33%	9
MINUTE-CLINIC DIAGNOSTIC OF VIRGINIA, LLC		9			9
SOMA MEDICAL CENTER PA #4			9	100%	9
ROSECASTLE			9	100%	9
NITIN BAWA PROFESSIONAL ASSOCIATES			9	100%	9
MINUTECLINIC DIAGNOSTIC OF NEW JERSEY, LLC # 7069		9			9
REMISE OCCUPATIONAL HEALTH SOLUTIONS INC			9	100%	9
DAVID LAWRENCE CENTER INC		7	2	22%	9
MINUTE CLINIC LLC # 2033		8	1	11%	9
UF HEALTH		1	8	89%	9
ALBION COLLEGE (ABBOTT)		9			9
MEDEXPRESS URGENT CARE - SWANSEA, N ILLINOIS ST		8	1	11%	9
CVS MO8590POCT KANSAS CITY		5	4	44%	9
BUENA VIDA ESTATES			9	100%	9
MINUTE CLINIC OF KANSAS PA		5	4	44%	9
ANY LAB TEST NOW INC			9	100%	9
OMNI			9	100%	9
MINUTECLINIC DIAG OF IND, LLC #6697		8			8
THE WOLFF CENTER FOR CHILD & ADOLESCENT HEALTH			8	100%	8
WHITE SANDS OUTPATIENT SERVICES (WSOP SERVICES LLC		8			8
CVS HEALTH MINUTE CLINIC		1	7	88%	8
CURATIVE		1	7	88%	8
ADVANCED RESEARCH FOR HEALTH IMPROVEMENT		6	2	25%	8
ALACHUA COUNTY HEALTH DEPARTMENT		1	7	88%	8
MINUTECLINIC DIAGNOSTIC OF TN PC #386		7	1	13%	8
NORTHSIDE HOSPITAL		2	6	75%	8
FLORIDA HEART AND VASCULAR MULTISPECIALTY GROUP		8			8

COVID-19: testing by laboratory

Data through Mar 22, 2021 verified as of Mar 23, 2021 at 09:25 AM

Data in this report are provisional and subject to change.

The numbers in the table below represent the number of Florida and non-Florida residents for whom test results were received by the Department of Health. A person can be tested by more than one laboratory and can have both positive and negative results. **Therefore, the sum of the numbers in each column will be larger than the total number of people tested.**

Reporting lab	Inconclusive	Negative	Positive	Percent positive	Total
SURGOINSVILLE PHARMACY		8			8
BENSONHURST URGENT CARE		8			8
MINUTE CLINIC LLC #5706		7	1	13%	8
MINUTECLINIC DIAG OF IND, LLC #2387		7	1	13%	8
MIAMI COMPREHENSIVE MEDICINE GROUP PA		4	4	50%	8
ETHOS LABORATORIES		7	1	13%	8
CAREPOINT CLINIC		5	3	38%	8
IU HEALTH PATHOLOGY		1	7	88%	8
CVS NC5591POCT STATESVILLE		7	1	13%	8
Sunset Lake Health and Rehabilitation Center		8			8
DOCTOR'S IN-HOUSE LAB/COMMUNITY HEALTH CENTERS OF PINELLAS - CLEARWATE			8	100%	8
APEX HOME HEALTH CARE		7	1	13%	8
BIOTECH PHARMACEUTICAL GROUP LLC			8	100%	8
NORTHSIDE HOSPITAL ATLANTA		3	5	63%	8
ORMOND BEACH CENTRA CARE			8	100%	8
MEDEXPRESS URGENT CARE - FAYETTEVILLE		6	2	25%	8
CVS PA1671POCT LANCASTER		8			8
WALK-IN MEDICAL CARE			8	100%	8
DIAGNOSTIC CLINIC		7	1	13%	8
OKLAHOMA STATE DEPARTMENT OF HEALTH-PUBLIC HEALTH LABORATORY			8	100%	8
CARDIOTHORACIC SURGERY OF HYDE PARK			8	100%	8
TRUE HEALTH		5	3	38%	8
BLOOMINGDALE PEDIATRIC ASSOCIATES PA			8	100%	8
ALLEGRO - TAMPA	1	4	3	38%	8
JOHN T MATHER MEMORIAL HOSPITAL LABORATORY		7	1	13%	8
MEDEXPRESS URGENT CARE - MAPLE DRIVE		7	1	13%	8
UNIVERSITY OF MIAMI MILLER SCHOOL OF MEDICINE			8	100%	8
LAB UNKNOWN		6	2	25%	8
CVS TX8351POCT BEAUMONT		7	1	13%	8
MAGNOLIA PEDIATRICS GROUP LLC			8	100%	8
MEDEXPRESS ELKINS		8			8
FLORIDA KEYS CONCIERGE MEDICINE, LLC		6	2	25%	8
FOUNTAINVIEW BY FIVE STAR QUALITY CARE		7	1	13%	8
MEDEXPRESS URGENT CARE, BUTLER		5	3	38%	8
ST JOSEPH'S HOSPITAL NORTH LABORATORY			8	100%	8
WELLIGENT		1	7	88%	8
ST LUKES ROOSEVELT LABORATORY		7	1	13%	8
PASSPORT HEALTH			8	100%	8
GOLISANO CHILDREN'S HOSPITAL OF SOUTHWEST FLORIDA		6	2	25%	8
MED & CO INVESTMENT LLC		7	1	13%	8
HOLY NAME MEDICAL CENTER	1	6	1	13%	8
CAPRONA GROUP HOME		2	6	75%	8
VENICE REGIONAL MEDICAL CENTER			8	100%	8
CVS MINUTE CLINIC, LLC #22		7	1	13%	8
DSI MANAGEMENT LLC		8			8
MINUTECLINIC DIAGNOSTIC OF VIRGINIA		8			8
MARQUESA MEDICAL		7	1	13%	8

COVID-19: testing by laboratory

Data through Mar 22, 2021 verified as of Mar 23, 2021 at 09:25 AM

Data in this report are provisional and subject to change.

The numbers in the table below represent the number of Florida and non-Florida residents for whom test results were received by the Department of Health. A person can be tested by more than one laboratory and can have both positive and negative results. **Therefore, the sum of the numbers in each column will be larger than the total number of people tested.**

Reporting lab	Inconclusive	Negative	Positive	Percent positive	Total
PACIFICA SUNRISE			8	100%	8
DOH JACKSONVILLE CENTRAL LABORATORY		3	5	63%	8
CIGNA ONSITE HEALTH LLC		2	6	75%	8
VAIL VALLEY MEDICAL CENTER			8	100%	8
JUPITER CLINIC			8	100%	8
PALM BEACH COUNTY HEALTH DEPARTMENT LABORATORY			8	100%	8
FLORIDA CLINICAL LAB		1	7	88%	8
SYLVESTER AT PLANTATION LABORATORY		7	1	13%	8
NEOGENOMICS LABORATORIES, INC		8			8
ARCHBOLD MEMORIAL HOSPITAL/LAB		3	5	63%	8
X-GENE MOLECULAR LABS		1	7	88%	8
MINUTECLINIC DIAGNOSTIC OF MAINE, LLC		6	2	25%	8
EXPRESS TEST			8	100%	8
GENEUS DIAGNOSTICS			8	100%	8
MEDEXPRESS URGENT CARE - CULPEPER		8			8
BETH ISRAEL MEDICAL CENTER LABS		8			8
MEDEXPRESS URGENT CARE - CLARKSBURG		7	1	13%	8
ST CLOUD PHYSICIAN MANAGMENT LLC		7	1	13%	8
ELLIS HOSPITAL LABORATORY		7	1	13%	8
BARTON PARKER OD PC		8			8
MEDEXPRESS URGENT CARE - TARENTUM		6	2	25%	8
HEALTHMARK REGIONAL HOSPITAL LAB		4	4	50%	8
OSWEGO HOSPITAL LABORATORY		7	1	13%	8
CAN COMMUNITY HEALTH, INC		8			8
MINUTE CLINIC DIAGNOSTIC OF MICHIGAN PC		8			8
THOMAS JEFFERSON UNIVERSITY HOSPITAL		4	4	50%	8
PUTNAM COUNTY EMERGENCY RESCUE SERVICE		5	3	38%	8
CVS MINUTE CLINIC DIAGNOSTIC MED GRP OF SAN		6	2	25%	8
ST. PETERSBURG PEDIATRICS			8	100%	8
TAMPA URGENT CARE			8	100%	8
BEAUMONT EMERGENCY CENTER			8	100%	8
FHPG_EXP CARE W HILLSBOROUGH			8	100%	8
CARE ATC - CITY OF BOYNTON BEACH	1	2	5	63%	8
DORAL URGENT CARE			8	100%	8
Nashville Central Laboratory		8			8
URGENT CARE OF LONGWOOD		1	7	88%	8
HUNTINGTON VILLAGE URGENT CARE		8			8
WATERFORD AT CREEKSIDE, THE			8	100%	8
CVS CT1123POCT SOUTHBURY		8			8
WALGREEN #6538		8			8
HEALTHPARK MEDICAL CTR NURSING SVC		8			8
SEA LEVEL LABS			8	100%	8
MEDEXPRESS URGENT CARE - WASHINGTON		6	2	25%	8
PALMS WEST HOSPITAL			8	100%	8
DOTHAN PEDIATRIC CLINIC			8	100%	8
BAPTIST OUTPATIENT			8	100%	8
WALGREENS #10972	1	7			8

COVID-19: testing by laboratory

Data through Mar 22, 2021 verified as of Mar 23, 2021 at 09:25 AM

Data in this report are provisional and subject to change.

The numbers in the table below represent the number of Florida and non-Florida residents for whom test results were received by the Department of Health. A person can be tested by more than one laboratory and can have both positive and negative results. **Therefore, the sum of the numbers in each column will be larger than the total number of people tested.**

Reporting lab	Inconclusive	Negative	Positive	Percent positive	Total
MINUTE CLINIC LLC #6765		8			8
MINUTECLINIC, LLC #05038		8			8
MINUTE CLINIC LLC #10203		6	2	25%	8
DOH-TAMPA BRANCH LABORATORY (MLK BLVD)		4	4	50%	8
JX REF LAB			8	100%	8
ST. JOSEPH HOSPITAL AND HEALTH CARE INC.			8	100%	8
SELECT PHYSICIANS ALLIANCE PL		8			8
JACKSON CLINIC PA,THE		4	4	50%	8
GENE STREET LABORATORIES, LLC		6	2	25%	8
SUMTER COUNTY HEALTH DEPARTMENT		3	5	63%	8
INTERNAL MEDICINE AND AESTHETICS OF NAPLES LLC		8			8
MEDEXPRESS URGENT CARE - BATTLE CREEK		5	3	38%	8
DIXITKUMAR N MODI MD PA			8	100%	8
MINUTECLINIC #2860		6	2	25%	8
LAKE CONWAY URGENT CARE LLC		2	6	75%	8
SOMA MEDICAL CENTER MD PA #7 PEDIATRICS			8	100%	8
DOCTOR'S IN HOUSE LAB			8	100%	8
MC DIAGNOSTIC OF CONNECTICUT, PC #1043		8			8
BLOOMING GARDENS OF CARE INC		8			8
HARBORCHASE OF DR PHILLIPS		7	1	13%	8
CVS MINUTE CLINIC DIAGNOSTIC OF NEW JERSEY		8			8
CLEARWATER PEDIATRIC CARE		1	7	88%	8
SOUTHEASTERN PEDIATRIC ASSOCIATES			8	100%	8
EXECUTIVE MEDICAL SERVICES		8			8
MEDICANA NURSING AND REHAB CENTER			8	100%	8
ORLANDO FAMILY MEDICAL INC		8			8
MINUTECLINIC DIAGNOSTIC OF OHIO #7790		6	2	25%	8
MONTEFIORE MEDICAL CENTER LABORATORIES - NORTH		8			8
ST CHARLES HOSPITAL LABORATORY		8			8
FHCP-ORANGE CITY			8	100%	8
WALGREENS #07936		7	1	13%	8
MODMD LABORATORY		8			8
CIAN DIAGNOSTICS			8	100%	8
HEALTHY MINORS PEDIATRIC URGENT CARE		7	1	13%	8
LEMOYNE COLLEGE WELLNESS CENTER FOR		8			8
INTERNAL MEDICINE ASSOCIATES OF JACKSON HOSPITAL			8	100%	8
CVS TX7162POCT HOUSTON		8			8
WILLIAMSBURGH CHAI CARE		7	1	13%	8
LIFE CARE CITRUS COUNTY			8	100%	8
CAYUGA COUNTY HEALTH DEPARTMENT		7	1	13%	8
CVS DC1340POCT WASHINGTON		8			8
ALLINA HEALTH - ABBOTT NORTHWESTERN HOSPITAL		5	3	38%	8
LPG PRIMARY CARE AT COLONIAL CENTER DRIVE		7	1	13%	8
MID-HUDSON VALLEY DIVISION OF WESTCHESTER MEDICAL		8			8
ATLANTIC CONSOLIDATED LABORATORY		8			8
ROBERT WOOD JOHNSON HOSPITAL		7	1	13%	8
NORTH PINELLAS CHILDRENS MEDICAL CENTER INC			8	100%	8

COVID-19: testing by laboratory

Data through Mar 22, 2021 verified as of Mar 23, 2021 at 09:25 AM

Data in this report are provisional and subject to change.

The numbers in the table below represent the number of Florida and non-Florida residents for whom test results were received by the Department of Health. A person can be tested by more than one laboratory and can have both positive and negative results. **Therefore, the sum of the numbers in each column will be larger than the total number of people tested.**

Reporting lab	Inconclusive	Negative	Positive	Percent positive	Total
STPET		6	2	25%	8
CONSULATE HEALTH CARE		7	1	13%	8
DEPARTMENT OF HEALTH- CITRUS COUNTY		1	7	88%	8
CVS NC3319POCT CHARLOTTE		6	2	25%	8
FLORIDA HOSPITAL KISSIMMEE		4	3	43%	7
PANCARE HEALTH - HOSFORD SCHOOL			7	100%	7
TRUE HEALTH DIAGNOSTICS		1	6	86%	7
CRESTWOOD MEDICAL CENTER		5	2	29%	7
MINUTECLINIC, LLC #1796		6	1	14%	7
BAYCARE MEDICAL GROUP		1	6	86%	7
SOUTH FLORIDA ENT ASSOCIATES, INC			7	100%	7
MINUTECLINIC DIAGNOSTIC OF OHIO #3407		6	1	14%	7
Thermopolis Rehabilitation Wellness		7			7
BROOKDALE LAKE ORIENTA			7	100%	7
SUPREME LABORATORY			7	100%	7
NORTHDALE REHABILITATION CENTER			7	100%	7
MERCY HEALTH—MUSKEGON		6	1	14%	7
PBC FOUND CARE INC			7	100%	7
PEDIATRICS IN BREVARD-COCOA BEACH		2	5	71%	7
NORTHERN DUTCHESS HOSPITAL LABORATORY		5	2	29%	7
HEARTLAND PEDIATRICS OF LAKE PLACID			7	100%	7
MC DIAGNOSTIC OF CONNECTICUT , PC # 3		5	2	29%	7
LEE MEMORIAL HEALTH SYSTEM D/B/A		5	2	29%	7
VICTORIAN MANOR		2	5	71%	7
The Grand at Rome Nursing and Rehabilitation		7			7
KEYSTONE PLACE AT NAPLES PRESERVE		4	3	43%	7
OPTUM PRIMARY CARE - FOUNTAIN OAKS		3	4	57%	7
KANSAS DEPARTMENT OF HEALTH		2	5	71%	7
FHMG_FM AND IM AVALON PARK		2	5	71%	7
LIZS ADULT CARE		7			7
Florida Clinical Laboratory		1	6	86%	7
COMMUNITY MEDICAL AND DENTAL CARE INC		7			7
ST. CLOUD PHARMACY AND WELLNESS CENTER		3	4	57%	7
FLORIDA SCHOOL FOR THE DEAF AND THE BLIND			7	100%	7
NORTH FLORIDA MEDICAL CENTERS INC		1	6	86%	7
Ocoee Health Care Center		7			7
WHEELER LABORATORY		6	1	14%	7
SOUTH COM HEALTH CLINIC, DEPT. OF THE ARMY		7			7
DOTHAN WEST FAMILY MEDICINE		5	2	29%	7
GRAND VILLA OF SARASOTA		6	1	14%	7
HEALTH CARE LABORATORY SERVICES		1	6	86%	7
GENTRY PARK ORLANDO ASSISTED LIVING		6	1	14%	7
DALLAS COUNTY HEALTH AND HUMAN SERVICES			7	100%	7
UNIVERSITY OF WASHINGTON MEDICAL CENTER			7	100%	7
FLORIDA CANCER SPECIALISTS & RESEARCH INSTITUTE		6	1	14%	7
GRACE WELLNESS CENTER LLC		6	1	14%	7
CVS OH2543POCT CANFIELD		5	2	29%	7

COVID-19: testing by laboratory

Data through Mar 22, 2021 verified as of Mar 23, 2021 at 09:25 AM

Data in this report are provisional and subject to change.

The numbers in the table below represent the number of Florida and non-Florida residents for whom test results were received by the Department of Health. A person can be tested by more than one laboratory and can have both positive and negative results. **Therefore, the sum of the numbers in each column will be larger than the total number of people tested.**

Reporting lab	Inconclusive	Negative	Positive	Percent positive	Total
MINUTECLINIC DIAG OF IND LLC #8651		6	1	14%	7
SUPERIOR RESIDENCES AT CALA HILLS		7			7
AVON PARK PEDIATRICS			7	100%	7
NEMOURS CHILDREN'S HOSPITAL			7	100%	7
DOCTORS CLINICAL LABORATORY, INC		5	2	29%	7
CVS CT1109POCT BETHEL		7			7
LEPE'S HOUSE			7	100%	7
WYOMING COUNTY COMMUNITY HOSPITAL LABORATORY		7			7
PENN MEDICINE PRINCETON MEDICAL CENTER		6	1	14%	7
MEDEXPRESS URGENT CARE - STAUNTON		3	4	57%	7
MINUTECLINIC DIAGNOSTIC MED GRP OF CA		6	1	14%	7
TREASURE COAST URGENT & FAMILY CARE			7	100%	7
MEDEXPRESS URGENT CARE-PETERS TWP		6	1	14%	7
FRESENIUS KIDNEY CARE FORT WALTON BEACH			7	100%	7
PEDIATRICS OF CENTRAL FLORIDA		5	2	29%	7
ABBNEY MANOR RETIREMENT RESIDENCE INC		7			7
CARENOW URGENT CARE-SOUTHLAKE			7	100%	7
CVS PHARMACY #8800		5	2	29%	7
Rutgers Health Rwj University Hospital - Laboratory		4	3	43%	7
ORLANDO FAMILY PHYSICIANS			7	100%	7
YAZJI PEDIATRIC CARE LLC DBA TUKA PEDIATRICS			7	100%	7
QUE		4	3	43%	7
DELAWARE DEPARTMENT OF HEATH		6	1	14%	7
NYU WINTHROP HOSPITAL PATHOLOGY		7			7
MINUTECLINIC DIAGNOSTIC OF TN, PC 6304		5	2	29%	7
CVS SC4286POCT EASLEY		2	5	71%	7
CVS MINUTE CLINIC DIAG OF IND LLC #5206		6	1	14%	7
Lenox on the Lake			7	100%	7
MEDEXPRESS URGENT CARE-DUBOIS		7			7
HEALTH AND WELLNESS CENTER		1	6	86%	7
LAWTON CHILES HEALTH CENTER		1	6	86%	7
MINUTECLINIC DIAGNOSTIC OF NEVADA #87		4	3	43%	7
LONGWOOD FAMILY MEDICINE		1	6	86%	7
WATAUGA MEDICAL CENTER		4	3	43%	7
CVS CA9715POCT THOUSAND OAKS		7			7
CLAY PRIMARY & FAMILY CARE LLC			7	100%	7
WEXFORD HEALTH SOURCES INC		7			7
WILDLIGHT LAB			7	100%	7
DOCTOR'S IN-HOUSE LAB/COMMUNITY HEALTH CENTERS OF PINELLAS -PINELLAS P			7	100%	7
CVS TX7827POCT ROUND ROCK		7			7
JUPITER ISLAND PUBLIC SAFETY		5	2	29%	7
MINUTE CLINIC DIAGNOSTIC OF PENNSYLVANIA		7			7
FAMILY MEDICINE MEDICAL DRIVE		7			7
RELIANCE MEDICAL CENTER		5	2	29%	7
FLORIDA DIGESTIVE AND LIVER SPECIALIST		7			7
BOCA BIOLISTICS LLC			7	100%	7
PERSONAL PHYSICIAN CARE PA			7	100%	7

COVID-19: testing by laboratory

Data through Mar 22, 2021 verified as of Mar 23, 2021 at 09:25 AM

Data in this report are provisional and subject to change.

The numbers in the table below represent the number of Florida and non-Florida residents for whom test results were received by the Department of Health. A person can be tested by more than one laboratory and can have both positive and negative results. **Therefore, the sum of the numbers in each column will be larger than the total number of people tested.**

Reporting lab	Inconclusive	Negative	Positive	Percent positive	Total
MINUTECLINIC, LLC #03965		7			7
DR. PHILLIPS MEDICAL WELLNESS CENTER		4	3	43%	7
OCALA FAMILY MEDICAL CENTER		7			7
PENINSULA CARE AND REHABILITATION CENTER			7	100%	7
BALTIMORE CITY HEALTH DEPT COMMUNICABLE DISEASES AND EPIDEMIOLOGY			7	100%	7
EL PARAISO HOME INC		7			7
WELLMED AT BRANDON REGIONAL		5	2	29%	7
MEDEXPRESS URGENT CARE MORGANTOWN		7			7
COMPASSION PEDIATRICS		3	4	57%	7
NOVANT HEALTH INPATIENT CARE		2	5	71%	7
ORLANDO ORTHOPAEDIC CENTER		5	2	29%	7
MANATEE PEDIATRICS			7	100%	7
LEE COUNTY HEALTH DEPARTMENT		4	3	43%	7
CARENOW URGENT CARE-MADISON		7			7
MEDEXPRESS URGENT CARE - MIDLOTHIAN		6	1	14%	7
MEDEXPRESS URGENT CARE - HOT SPRINGS		7			7
GULF COAST PEDIATRICS OF SARASOTA PA		1	6	86%	7
FLORIDA HOSPITAL APOPKA		6	1	14%	7
SUNRISE SENIOR LIVING OF JACKSONVILLE			7	100%	7
HARMONIOUS HOME HEALTH, LLC		7			7
MEDEXPRESS URGENT CARE - STATE COLLEGE		5	2	29%	7
ECC PEDIATRICS		7			7
ECLRS		2	5	71%	7
SCHOOL OF PHARMACY AND PHARMACEUTICAL		7			7
SARAH LAWRENCE COLLEGE HEALTH SERVICES		7			7
PEDIATRICS URGENT CARE, LLC			7	100%	7
MINUTECLINIC DIAGNOSTIC OF TN PC #643		5	2	29%	7
ACCESS CARE MEDICAL GROUP LLC		2	5	71%	7
Parkside Villa		7			7
RIVER OAKS TREATMENT CENTER			7	100%	7
HOLY GARDEN ALF, INC.		7			7
MINUTE CLINIC LLC #4017		7			7
BRADENTON PHYSICIANS MEDICAL CENTER			7	100%	7
BIRMINGHAM VAMC		3	4	57%	7
MIAMI BEACH COMMUNITY HEALTH CENTER INC			7	100%	7
WINKLER COURT		6	1	14%	7
Baptist Village Retirement Communities		7			7
CHAPTERS HEALTH HOSPICE		7			7
ADVENT HEALTH APOPKA		3	4	57%	7
PALM GARDEN OF SUN CITY			7	100%	7
MEDEXPRESS URGENT CARE, JOHNSTOWN		6	1	14%	7
LYNMOORE,THE		7			7
VERMONT DEPARTMENT OF HEALTH		1	6	86%	7
MINUTECLINIC DIAG OF IND LLC #6998		6	1	14%	7
EP LTC PHARMACY		5	2	29%	7
MEDEXPRESS URGENT CARE - GLENDALE		7			7
IRL MARKET LAB			7	100%	7

COVID-19: testing by laboratory

Data through Mar 22, 2021 verified as of Mar 23, 2021 at 09:25 AM

Data in this report are provisional and subject to change.

The numbers in the table below represent the number of Florida and non-Florida residents for whom test results were received by the Department of Health. A person can be tested by more than one laboratory and can have both positive and negative results. **Therefore, the sum of the numbers in each column will be larger than the total number of people tested.**

Reporting lab	Inconclusive	Negative	Positive	Percent positive	Total
EMBRY-RIDDLE AERONAUTICAL UNIVERSITY HEALTH			7	100%	7
LONG ISLAND JEWISH FOREST HILLS HOSPITAL		7			7
CARESOUTH HHA HOLDINGS OF TALLAHASSEE LLC		7			7
GOLDMAN SACHS HEALTH CENTER	1	6			7
LAKE PEDIATRICS			7	100%	7
MINUTECLINIC, DIAGNOSTIC OF TEXAS, LL		6	1	14%	7
EASTERN FLORIDA STATE COLLEGE - PALM BAY CAMPUS□			7	100%	7
MINUTECLINIC DIAGNOSTIC OF ILLINOIS		6	1	14%	7
KENDALL REGIONAL MEDICAL CNTR			7	100%	7
GILCHRIST COUNTY FIRE DEPARTMENT		4	3	43%	7
MAXHEALTH		5	1	17%	6
MEDEXPRESS URGENT CARE - IRVING		6			6
CAREWELL 301 - WARWICK			6	100%	6
PLEASANTVILLE OF SEBASTIAN LLC□			6	100%	6
ENTRUST IMMEDIATE CARE			6	100%	6
SYNEXUS CLINICAL RESEARCH US INC		2	4	67%	6
FLORIDA DEPARTMENT OF HEALTH IN SARASOTA COUNTY		5	1	17%	6
TEXAS MEDCLINIC			6	100%	6
GUIDANCE / CARE CENTER, INC		6			6
ADVENTHEALTH CELEBRATION EMPLOYEE CLINIC		6			6
CDRX INFUSION			6	100%	6
PUBLIC HEALTH LAB		6			6
SANDGATE GARDENS REHAB & NURSING CENTER		3	3	50%	6
MAXCARE CLINIC			6	100%	6
ALL CHILDREN'S HOSPITAL		1	5	83%	6
MOULTRIE CREEK NURSING AND REHAB			6	100%	6
CVS OH3301POCT WOODMERE		6			6
LOUISIANA DEPT OF HEALTH			6	100%	6
ACM MEDICAL LABORATORY ALLIANCE		4	2	33%	6
TAMIAMI LAB MILLENIUM			6	100%	6
CVS TX1104POCT ALLEN		6			6
CVS NJ2815POCT E BRUNSWICK		4	2	33%	6
FAMILY CARE MEDICAL CENTER			6	100%	6
INTERNAL MEDICINE LIPID AND WELNNESS PRACTICE			6	100%	6
THE PALMS REHABILITATION AND HEALTHCARE CENTER		5	1	17%	6
PALMETTO HEALTH ALLIANCE		3	3	50%	6
MINUTECLINIC, LLC #03268		5	1	17%	6
WAKEMED		1	5	83%	6
CLINICAL CARE ASSOCIATES			6	100%	6
FRESENIUS KIDNEY CARE DUNEDIN			6	100%	6
PALM HARBOR DERMATOLOGY		4	2	33%	6
PATHGROUP LABS, LLC		4	2	33%	6
DANIEL M LIBBY MD PLLC		6			6
GLEN FALLS HOSPITAL DEPARTMENT OF PATHOLOGY		6			6
FLORIDA PREMIER MEDICAL CARE PA			6	100%	6
CAPE CORAL URGENT CARE		3	3	50%	6
BETH ISRAEL DEACONESS MEDICAL CENTER			6	100%	6

COVID-19: testing by laboratory

Data through Mar 22, 2021 verified as of Mar 23, 2021 at 09:25 AM

Data in this report are provisional and subject to change.

The numbers in the table below represent the number of Florida and non-Florida residents for whom test results were received by the Department of Health. A person can be tested by more than one laboratory and can have both positive and negative results. **Therefore, the sum of the numbers in each column will be larger than the total number of people tested.**

Reporting lab	Inconclusive	Negative	Positive	Percent positive	Total
MERCY COLLEGE HEALTH OFFICE		6			6
SARASOTA MEDICAL CENTER			6	100%	6
MEDEXPRESS URGENT CARE - PRINCETON		5	1	17%	6
CVS GA2108POCT NORCROSS		4	2	33%	6
ARLINGTON OF NAPLES INC, THE		6			6
ENIGMA DIAGNOSTIC, INC.			6	100%	6
THE CLINIC PREMISE HEALTH			6	100%	6
MINUTE CLINIC DIAGNOSTIC MED GRP		5	1	17%	6
MINUTE CLINIC, LLC #4650		6			6
Northwell Lab		2	4	67%	6
CVS MD2956POCT NEW MARKET		5	1	17%	6
UNILAB OF DADE INC			6	100%	6
ST CHARLES BEND LABORATORY		5	1	17%	6
UT SOUTHWESTERN MEDICAL CENTER			6	100%	6
UT MEMPHIS UNIVERSITY HEALTH SERVICES			6	100%	6
CVS TN7289POCT SIGNAL MOUNTAIN		6			6
Centrastate Medical Center		5	1	17%	6
ST. LUCIE COUNTY HEALTH DEPARTMENT		4	2	33%	6
QHG OF ENTERPRISE INC (DBA MEDICAL CTR		6			6
Kroger 673 - The Little Clinic Dallas		5	1	17%	6
CENTREX CLINICAL LABS INC		6			6
BROWARD TRANSITIONAL CENTER			6	100%	6
MINUTECLINIC DIANOSTIC OF VIRGINA, LL		5	1	17%	6
BOCA VIPEDIATRICS			6	100%	6
TULLAHOMA HMA, LLC		5	1	17%	6
MEDEXPRESS URGENT CARE - HUNTINGTON WE		6			6
FLORIDA DEPARTMENT OF HEALTH IN MIAMI DADE COUNTY		5	1	17%	6
MEDEXPRESS URGENT CARE-HERSHEY		5	1	17%	6
ALLEGRO FLEMING ISLAND		1	5	83%	6
CVS RI1717POCT 1 CVS DR			6	100%	6
XPRESS URGENT CARE LLC		6			6
CHILDREN'S HOSPITAL OF PHILADELPHIA		5	1	17%	6
PHYSICIANS URGENT CARE BERRY FARMS		4	2	33%	6
LISTENING DOCTOR PLLC, THE		1	5	83%	6
HUNTERS CREEK PEDIATRICS		6			6
FAMILY TREE PRIMARY CARE		5	1	17%	6
ASCENSION ST VINCENT'S CLAY COUNTY			6	100%	6
FLEET LANDING			6	100%	6
MEDEXPRESS URGENT CARE - MT LEBANON		4	2	33%	6
MINUTECLINIC DIAGNOSTIC OF GEORGIA, LL		5	1	17%	6
CVS TX4397POCT CYPRESS		6			6
CARESOUTH HHA HOLDINGS OF THE BAY AREA LLC□		6			6
QUICK CARE MED WALK IN AND URGENT CARE			6	100%	6
ALBANY MEDICAL CENTER		5	1	17%	6
MEDEXPRESS URGENT CARE - HOLLINS		6			6
PROHEALTH MED		1	5	83%	6
SOUTHEAST GEORGIA HEALTH SYSTEM, INC D		6			6

COVID-19: testing by laboratory

Data through Mar 22, 2021 verified as of Mar 23, 2021 at 09:25 AM

Data in this report are provisional and subject to change.

The numbers in the table below represent the number of Florida and non-Florida residents for whom test results were received by the Department of Health. A person can be tested by more than one laboratory and can have both positive and negative results. **Therefore, the sum of the numbers in each column will be larger than the total number of people tested.**

Reporting lab	Inconclusive	Negative	Positive	Percent positive	Total
SELECT PHYSICIANS ALLIANCE		6			6
PANCARE HEALTH - KATE SMITH ELEMENTARY		1	5	83%	6
GRACE REHABILITATION CENTER OF VERO BEACH		4	2	33%	6
MD NOW MEDICAL CENTER			6	100%	6
SV DIAGNOSTIC LAB			6	100%	6
PROVIDENCE LABORATORY SERVICES		6			6
CURATIVE CARE CENTER INC		1	5	83%	6
SUFFRIDGE DRIVE GROUP HOME		6			6
BNR PHARMACY INC		6			6
RANDOLPH DIABETES AND WELLNESS		5	1	17%	6
MEDEXPRESS URGENT CARE - RICHMOND, NINE MILE RD		5	1	17%	6
PANCARE HEALTH - ALTHA PUBLIC			6	100%	6
CVS M08556POCT KANSAS CITY		5	1	17%	6
COMPASSION PEDIATRIC URGENT CARE LLC		2	4	67%	6
DOCTORS EXPRESS OF ST PETERSBURG			6	100%	6
VIERA PEDIATRICS		1	5	83%	6
OCALA REGIONAL KIDNEY CENTER EAST		2	4	67%	6
BAYSHORE POINTE NURSING AND REHAB CENTER			6	100%	6
BETHESDA COMMUNITY HEALTH CENTER			6	100%	6
CVS NATIONAL HARBOR MD2297714CV		6			6
SAINT PETER'S UNIVERSITY HOSPITAL		6			6
CVS IN6654POCT INDIANAPOLIS		5	1	17%	6
AARK LABORATORY		6			6
ARLINGTON OF NAPLES		6			6
PRESBYTERIAN HOME		6			6
TIMBER CREEK PEDIATRICS		6			6
ANTHONY-BROWN PHARMACY		6			6
DEPARTMENT OF HEALTH AND HUMAN SERVICES STATE OF NEW HAMPSHIRE			6	100%	6
FLORIDA MEDICAL SPECIALISTS		2	4	67%	6
URGENT CARE HOUSECALLS PA		5	1	17%	6
RIVER CITY PRIMARY AND URGENT CARE			6	100%	6
ELITE MD GROUP INC		2	4	67%	6
PENN NURSING CENTER		6			6
UNILAB		2	4	67%	6
IVY ROSEN MD PLLC		6			6
MINUTECLINIC DIAGNOSTIC OF OHIO #4401		6			6
MINUTECLINIC LLC #5041		2	4	67%	6
MARSHALL MEDICAL CENTER SOUTH LAB		5	1	17%	6
URGENT TEAM - MUSCLE SHOALS		6			6
CVS PA1074POCT KENNETT SQUARE		5	1	17%	6
CONCENTRA			6	100%	6
WIREGRASS MEDICAL CENTER			6	100%	6
MINUTECLINIC DIAGNOSTIC OF TN PC #442		4	2	33%	6
MEDICAL CENTER AT OCEAN REEF		1	5	83%	6
MEDEXPRESS URGENT CARE - BLUEFIELD		5	1	17%	6
MIAMI RESCUE MISSION CLINIC INC			6	100%	6
OAKS OF CLEARWATER, THE		3	3	50%	6

COVID-19: testing by laboratory

Data through Mar 22, 2021 verified as of Mar 23, 2021 at 09:25 AM

Data in this report are provisional and subject to change.

The numbers in the table below represent the number of Florida and non-Florida residents for whom test results were received by the Department of Health. A person can be tested by more than one laboratory and can have both positive and negative results. **Therefore, the sum of the numbers in each column will be larger than the total number of people tested.**

Reporting lab	Inconclusive	Negative	Positive	Percent positive	Total
TERRACINA LLC		1	5	83%	6
MINUTECLINIC DIAGNOSTIC OF SC, LLC #7		4	2	33%	6
DEPT OF VA MEDICAL CENTER - RICHMOND		5	1	17%	6
LRHS Southeastern University		4	2	33%	6
FIRST COAST CARDIOVASCULAR INSTITUTE PA			6	100%	6
URGENT TEAM - HUNTSVILLE		5	1	17%	6
NORTHEAST ALABAMA REGIONAL MEDICAL CENTER		3	3	50%	6
CONCENTRA URGENT CARE		2	4	67%	6
LUMADOC HEALTH		4	2	33%	6
PARTNERS PHARMACY OF FLORIDA LLC		6			6
TERENCE B MITCHELL MD, INC		2	4	67%	6
INTERVENTIONAL REHABILITATION OF SOUTH FLORIDA			6	100%	6
Advanced Care Center			6	100%	6
MINUTE-CLINIC DIAGNOSTIC OF VIRGINIA, LLC #794		5	1	17%	6
NORTH FLORIDA PEDIATRICS JASPER			6	100%	6
AMERICAN EAGLE LEESBURG AL LLC DBA VISTA LAKE			6	100%	6
GADSDEN COUNTY HEALTH DEPARTMENT			6	100%	6
BENNETT PEDIATRICS		6			6
GUTHRIE MEDICAL GROUP LABORATORIES		6			6
NU WAVE MEDICAL CENTER			6	100%	6
MINUTECLINIC DIAGNOSTIC OF KENTUCKY		6			6
DIXIE COUNTY EMERGENCY SERVICES			6	100%	6
ALL CHILDREN'S HOSPITAL DEPT OF GENERAL PEDIATRICS			6	100%	6
WOMENS CARE FLORIDA LLC		5	1	17%	6
PR HEALTH		1	5	83%	6
CVS GA2147POCT KENNESAW		5	1	17%	6
HOLLY HILL HOME INFUSION SERVICE		5	1	17%	6
TRANSPLANT GENOMICS INC (EUROFINS)		6			6
BAYCARE ALLIANT HOSPITAL			6	100%	6
MONROE COUNTY FIRE RESCUE		6			6
MINUTE CLINIC DIAG OF IND LLC #8674		6			6
FLORIDA WOMAN CARE LABORATORY			6	100%	6
MEDEXPRESS URGENT CARE-PITTSFIELD		6			6
CVS MD1881POCT DUNKIRK		6			6
FLORIDA DEPARTMENT OF HEALTH SEMINOLE COUNTY		1	5	83%	6
JERSEY SHORE MEDICAL CENTER		6			6
SOUTHEASTERN DERMATOLOGY GROUP PA		5	1	17%	6
PHYSICIANS FOR CHILDREN			6	100%	6
CVS PA813POCT RICHBORO		6			6
ATLANTIC COMMUNITY HIGH SCHOOL		5	1	17%	6
BROWARD COUNTY HEALTH DEPT.			6	100%	6
WALGREENS #04809		5	1	17%	6
CENTRAL FLORIDA PRIMARY CARE			6	100%	6
LEWIS COUNTY MANOR		6			6
THE WINDSOR OF OCALA		2	4	67%	6
PROGRESS PHARMACY INC		1	5	83%	6
AMERICAN HEALTH ASSOC. LABORATORY SOUTH		4	2	33%	6

COVID-19: testing by laboratory

Data through Mar 22, 2021 verified as of Mar 23, 2021 at 09:25 AM

Data in this report are provisional and subject to change.

The numbers in the table below represent the number of Florida and non-Florida residents for whom test results were received by the Department of Health. A person can be tested by more than one laboratory and can have both positive and negative results. **Therefore, the sum of the numbers in each column will be larger than the total number of people tested.**

Reporting lab	Inconclusive	Negative	Positive	Percent positive	Total
CVS NC6402POCT DAVIDSON		4	2	33%	6
MEDEXPRESS URGENT CARE - YORK		3	3	50%	6
WG WINDSOR WOODS SH LLC		6			6
MINUTECLINIC DIAGNOSTIC OF VIRGINIA, LLC #255		6			6
LAKEVIEW TERRACE HOME HEALTH SERVICES LLC			6	100%	6
CITYMD		1	5	83%	6
MEDEXPRESS URGENT CARE - ELM GROVE		5	1	17%	6
CITIZENS BAPTIST MEDICAL CENTERS LAB		5	1	17%	6
CVS PA4077POCT BELLE VERNON		6			6
MINUTECLINIC MINUTECLINIC #8505		4	2	33%	6
BROOKDALE CLERMONT			6	100%	6
MINUTECLINIC MINUTECLINIC #4977		4	2	33%	6
GENTLE MEDICINE ASSOCIATES / DR. REGINE BATAILLE		6			6
CAMELLIA AT DEERWOOD		2	4	67%	6
CAPITAL HEALTH PLAN LABORATORIES			6	100%	6
PARADIGM LABORATORIES			5	100%	5
LPG PEDIATRICS AT CAPE CORAL		5			5
RELIANT IMMUNE DIAGNOSTICS			5	100%	5
JOSEF SCHENKER, MD, PC		5			5
BAPTIST HOSPITAL EMPLOYEE HEALTH OFF			5	100%	5
XRL SXF REF LAB		5			5
QUINTON MEMORIAL HEALTH CARE CENTER		5			5
QUEST DIAGNOSTICS PSC		1	4	80%	5
MINUTECLINIC, LLC #1431		4	1	20%	5
KEYSTONE REHABILITATION AND HEALTH CENTER		1	4	80%	5
UPMC HEALTH SYSTEM		4	1	20%	5
INFECTION CONTROL/ EMPHEALTH		3	2	40%	5
REHABILITATION CENTER AT JUPITER GARDENS		5			5
VILLAGES HEALTH, THE		4	1	20%	5
MEDICAL CENTER OF BLOUNTSTOWN			5	100%	5
INDIAN RIVER PRIMARY CARE PA		5			5
PIEDMONT HOSPITAL LAB			5	100%	5
DOCS URGENT CARE		1	4	80%	5
PRECISION DIAGNOSTICS INC - NJ		5			5
CVS CA9113POCT CHULA VISTA		5			5
RIO PINAR HEALTH CARE			5	100%	5
MINUTECLINIC # 21110		3	2	40%	5
MEDPEDS ASSOCIATES OF SARASOTA PA		5			5
ORLANDO FAMILY PHYSICIANS INC		1	4	80%	5
MD NOW MEDICAL CENTER INC			5	100%	5
CVS TX5877POCT PEARLAND		5			5
OCCMED SOLUTIONS		2	3	60%	5
CVS TX7821POCT LEAGUE CITY		5			5
BROOKDALE NEW PORT RICHEY			5	100%	5
DIAMOND SPEEDWAY DIALYSIS		1	4	80%	5
WOODHULL MEDICAL AND MENTAL HEALTH CTR		5			5
TALLAHASSEE MEMORIAL HEALTHCARE			5	100%	5

COVID-19: testing by laboratory

Data through Mar 22, 2021 verified as of Mar 23, 2021 at 09:25 AM

Data in this report are provisional and subject to change.

The numbers in the table below represent the number of Florida and non-Florida residents for whom test results were received by the Department of Health. A person can be tested by more than one laboratory and can have both positive and negative results. **Therefore, the sum of the numbers in each column will be larger than the total number of people tested.**

Reporting lab	Inconclusive	Negative	Positive	Percent positive	Total
SUNSHINE STATE DIALYSIS			5	100%	5
FOUNDCARE, INC			5	100%	5
LABCORP UNSPECIFIED		5			5
LIFEPLUS HEALTHCARE GROUP INC		5			5
FLORIDA DEPARTMENT OF HEALTH - INVERNESS		3	2	40%	5
SEASIDE MANOR			5	100%	5
UNIVERISTY OF MEMPHIS ATHLETIC TRAINI		5			5
CVS SC5479POCT INDIAN LAND		5			5
WILSON PEDIATRICS			5	100%	5
FLORIDA PRIMARY CARE AND SPORTS MEDICINE INC		2	3	60%	5
HERNANDO PASCO HOSPICE INC		4	1	20%	5
ADVICE FOR OPTIMAL WELLNESS		2	3	60%	5
THE UNIVERSITY OF VERMONT MEDICAL CENTER		4	1	20%	5
FORSYTH HOUSE			5	100%	5
UNIVERSITY OF MIAMI / SCCC RESEARCH LABORATORY			5	100%	5
MINUTECLINIC DIAGNOSTIC OF NORTH CAROLINA PC #7054		4	1	20%	5
CVS TN7698POCT KNOXVILLE		5			5
BLUETAIL MEDICAL GROUP, LLC		4	1	20%	5
EASTCHESTER PEDIATRIC MEDICAL GROUP		5			5
MINUTECLINIC, LLC #09202		4	1	20%	5
ABSOLUTE HEALTH		5			5
Walker BaptistMedCtr		4	1	20%	5
RURAL HEALTH CARE INC			5	100%	5
JACKSON SOUTH COMMUNITY HOSPITAL LAB			5	100%	5
ARC POINT LABS OF AUSTIN NORTH			5	100%	5
OMNICARE PHARMACY OFTEXAS 1, LP DBA OMNICARE		5			5
MCR HEALTH LAWTON CHILES ADMINISTRATION STE A		1	4	80%	5
JOE DIMAGGIO CHILDREN'S HOSPITAL		1	4	80%	5
MINUTECLINIC, LLC #1452		5			5
SLOPESIDE LABS AND TESTING, LLC - THE HIDEOUT AT BUTTERMILK MOUNTAIN		5			5
DIAGNOSTECHS		4	1	20%	5
SCOTTS PHARMACY		5			5
SANTOS REHABILITATION CENTER INC			5	100%	5
CVS HEALTH, #1994		4	1	20%	5
CVS OH3458POCT BEAVERCREEK		5			5
COOPER HOSPITAL/UNIVERSITY MEDICAL		5			5
CVS IL8751POCT CHICAGO		5			5
FHPG FAMILY MEDICAL CENTER OF TAMPA BAY		1	4	80%	5
PRECISION LABS LLC		2	3	60%	5
BAPTIST HEALTH - TOWN CENTER			5	100%	5
NORTH SHORE HEMATOLOGY-ONCOLOGY ASSOCIATES, PC		5			5
VEIL VALLEY MEDICAL CENTER			5	100%	5
MASSASHUSETTS STATE LAB INSTITUTE		2	3	60%	5
CVS NV408817POCT LAS VEGAS		1	4	80%	5
ATLANTIC SURGERY CENTER OF JACKSONVILLE BEACH		5			5
BAYSHORE LABORATORY		4	1	20%	5
MID - FLORIDA PATHOLOGY LLC		1	4	80%	5

COVID-19: testing by laboratory

Data through Mar 22, 2021 verified as of Mar 23, 2021 at 09:25 AM

Data in this report are provisional and subject to change.

The numbers in the table below represent the number of Florida and non-Florida residents for whom test results were received by the Department of Health. A person can be tested by more than one laboratory and can have both positive and negative results. **Therefore, the sum of the numbers in each column will be larger than the total number of people tested.**

Reporting lab	Inconclusive	Negative	Positive	Percent positive	Total
CAREHERE LCS- EUSTIS			5	100%	5
HILLSBOROUGH COUNTY HEALTH DEPARTMENT			5	100%	5
OPTUMCARE FLORIDA, LLC		3	2	40%	5
BROWNE MEDICAL LLC		3	2	40%	5
ADVENTHEALTH CAR CENTER APOPKA			5	100%	5
MINUTECLINIC MINUTECLINIC #921		5			5
UW MEDICINE VIROLOGY LAB			5	100%	5
AUGUSTA HEALTH			5	100%	5
ELITE CARE			5	100%	5
PINECREST PEDIATRICS GROUP LLC			5	100%	5
MORGAN STANLEY HEALTH CENTER		5			5
CVS NC2771POCT CLAYTON		4	1	20%	5
BIOTECH CLINICAL LABORATORY			5	100%	5
HELIX KH UC			5	100%	5
COVID RAPID LABS			5	100%	5
WEST PACIFIC MEDICAL LABORATORY			5	100%	5
PELICAN LANDING		1	4	80%	5
MCKENZIE-WILLAMETTE MEDICAL CENTER LAB		5			5
MEDEXPRESS URGENT CARE-NESHANNOCK TWP		4	1	20%	5
CENTRAL JERSEY URGENT CARE		5			5
MY WELLNESS EXPRESS			5	100%	5
COVID TESTING LLC			5	100%	5
NELSON BIOLOGICAL			5	100%	5
AEL KNOXVILLE			5	100%	5
BOONE DRUG & HEALTHCARE AT DEERFIELD			5	100%	5
Army Residence Community		5			5
THE DOCTORS CENTER HEALTHCARE-SOUTHSIDE		1	4	80%	5
Kroger 099 - The Little Clinic Fort Collins		5			5
COMPUNET CLINICAL LAB			5	100%	5
FLORIDA PRIMARY & SPECIALTY CARE		5			5
URGENT MED INC		3	2	40%	5
JOHN T MACKAY MD			5	100%	5
CVS MI8049POCT WATERFORD		4	1	20%	5
QUEENS UNIVERSITY OF CHARLOTTE		5			5
Oakwood - North Baldwins Center for Living		5			5
CVS MA1852POCT MEDWAY		5			5
BEACH HOUSE		5			5
CVS MA957POCT WEST SPRINGFIELD		5			5
CHIEFLAND MEDICAL CENTER		1	4	80%	5
MINUTECLINIC DIAGNOSTIC OF PENNSYLVANIA, LLD #1545		5			5
Life Care Center of Estero			5	100%	5
APOLLO GARDENS RETIREMENT RESIDENCE CARE		5			5
LAKE NONA PEDIATRICS IN ASSOCIATION WITH NEMOURS		5			5
LIVING WATERS MEDICAL CENTER			5	100%	5
PRINCIPLE HOSPICE SERVICE, LLC			5	100%	5
MINUTE CLINIC DIAGNOSTIC OF VIRGINIA, LLC #7543		5			5
SHEEPSHEAD BAY URGENT CARE		5			5

COVID-19: testing by laboratory

Data through Mar 22, 2021 verified as of Mar 23, 2021 at 09:25 AM

Data in this report are provisional and subject to change.

The numbers in the table below represent the number of Florida and non-Florida residents for whom test results were received by the Department of Health. A person can be tested by more than one laboratory and can have both positive and negative results. **Therefore, the sum of the numbers in each column will be larger than the total number of people tested.**

Reporting lab	Inconclusive	Negative	Positive	Percent positive	Total
RHEA MEDICAL CENTER		5			5
NORTHERN MICHIGAN UNIVERSITY ATHLETICS		5			5
INDIANA STATE DEPARTMENT OF HEALTH LABORATORIES			5	100%	5
PREMIER FAMILY HEALTH PA			5	100%	5
MIZELL MEMORIAL HOSPITAL			5	100%	5
CVS NC3853POCT BURLINGTON		4	1	20%	5
NOVADX		2	3	60%	5
THE CLINIC OF PEDIATRICS & GI MEDICINE, INC			5	100%	5
MOUNT SINAI BROOKLYN LABORATORY		4	1	20%	5
DOMINICAN COLLEGE STUDENT HEALTH CENTE		5			5
CVS TN4624POCT KNOXVILLE		4	1	20%	5
REDMED OF CROSSTOWN		2	3	60%	5
GENESIS FAMILY PRACTICE		3	2	40%	5
CVS MA2172POCT NORTH GRAFTON		5			5
MEDEXPRESS URGENT CARE MURRYSVILLE		3	2	40%	5
SOUTH FLORIDA FAMILY HEALTH & RESEARCH CTR			5	100%	5
COMMONS AT ORLANDO LUTHERAN TOWERS SNF			5	100%	5
TESTD			5	100%	5
CVS OH3476POCT TIPP CITY		5			5
OHSU MOLECULAR MICROBIOLOGY LAB		4	1	20%	5
CUMBERLAND HEIGHTS		5			5
FAMILY TREE DNA			5	100%	5
WEST DADE PEDIATRICS			5	100%	5
MEDEXPRESS URGENT CARE - FREDERICK		5			5
CVS TN2179POCT MURFREESBORO		5			5
ARKANSAS DEPARTMENT OF HEALTH			5	100%	5
OCHSNER MEDICAL CENTER			5	100%	5
PUTNAM HOSPITAL CENTER LABORATORY		5			5
HAVEN HOSPICE IN CHIEFLAND			5	100%	5
INTERNAL MEDICINE & PRIMARY CARE ASSOCIATES, PLC			5	100%	5
MANATEE COUNTY JAIL		4	1	20%	5
THE LITTLE CLINIC			5	100%	5
LEHIGH REGIONAL MEDICAL CENTER LABORATORY		3	2	40%	5
PRL NYC PANDEMIC RESPONSE LAB			5	100%	5
CVS SC5550POCT CLOVER		4	1	20%	5
LAFAYETTE NURSING AND REHAB			5	100%	5
FRESENIUS MEDICAL CARE			5	100%	5
MINUTECLINIC DIAGNOSTIC OF SC, LLC #4		5			5
MEASE CONTINUING CARE		3	2	40%	5
FLORIDA CLINICAL LABORATORY - BIOREFERENCE LABORATORIES		2	3	60%	5
EAST BANK HOSPITAL - UNIVERSITY OF MINNESOTA MEDICAL CENTER			5	100%	5
WHITE WILSON MEDICAL CENTER - FWB		1	4	80%	5
OHIO DEPARTMENT OF HEALTH			5	100%	5
SONATA VERO BEACH		5			5
MINUTECLINIC 7196		4	1	20%	5
CVS OH6123POCT CINCINNATI		4	1	20%	5
MEDEXPRESS URGENT CARE - BECKLEY CROSS		4	1	20%	5

COVID-19: testing by laboratory

Data through Mar 22, 2021 verified as of Mar 23, 2021 at 09:25 AM

Data in this report are provisional and subject to change.

The numbers in the table below represent the number of Florida and non-Florida residents for whom test results were received by the Department of Health. A person can be tested by more than one laboratory and can have both positive and negative results. **Therefore, the sum of the numbers in each column will be larger than the total number of people tested.**

Reporting lab	Inconclusive	Negative	Positive	Percent positive	Total
ADVANCED URGENT CARE OF MARATHON		1	4	80%	5
GULF COAST VETERANS HCS PANAMA CITY OPC		5			5
CVS AZ10150POCT PHOENIX		4	1	20%	5
CVS PA2582POCT SPRINGFIELD		3	2	40%	5
STATEN ISLAND CHAI CARE		5			5
BEECHTREE MOLECULAR LAB LLC			5	100%	5
PM PEDIATRICS OF SELDEN		3	2	40%	5
FHPG_EXP CARE PALM HARBOR			5	100%	5
PHYSICIANS IMMEDIATE CARE ELGIN			5	100%	5
RUSH UNIVERSITY MEDICAL CENTER LABORATORY			5	100%	5
MINUTE CLINIC, LLC #1434		5			5
MINUTECLINIC DIAGNOSTIC OF KANSAS PA		5			5
SIGNATURE URGENT CARE			5	100%	5
Enterprise Health and Rehabilitation Center		5			5
URGENT CARE OF ERWIN		5			5
MINUTECLINIC DIAGNOSTICS OF IND LLC		2	3	60%	5
CHAMPLAIN VALLEY PHYSICIANS HOSPITAL		3	2	40%	5
CARENOW URGENT CARE - CENTRAL AUSTIN		1	4	80%	5
MINUTECLINIC DIAGNOSTIC OF OHIO #6147		4	1	20%	5
COPELAND MEDICAL CLINIC		3	2	40%	5
CVS MINUTE CLINIC DIAGNOSTIC OF TEXAS		4	1	20%	5
SJH			5	100%	5
GREENVILLE MEMORIAL HOSPITAL LAB			5	100%	5
URGENT TEAM - NASHVILLE		5			5
LABS PLUS LLC		5			5
KETTERING HEALTH			5	100%	5
FLORIDA HOSPITAL LAKE MARY		5			5
MEDEXPRESS URGENT CARE-MUNCIE		5			5
NOVANT HEALTH UVA		2	3	60%	5
SOUTHERN OCEAN MEDICAL CENTER		5			5
TGH URGENT CARE – WESLEY CHAPEL			5	100%	5
MINUTECLINIC DIAGNOSTIC OF RHODE ISLAN		5			5
NORTHPORT MEDICAL CENTER LAB		5			5
DICKSON MEDICAL ASSOCIATES PC PATH LAB		4	1	20%	5
CVS GA7064POCT STOCKBRIDGE		5			5
CARL R DARNALL ARMY MEDICAL CENTER			5	100%	5
ST BARNABAS HOSPITAL		5			5
CLINICAL CARE INC			5	100%	5
WESTMINSTER SHORES			5	100%	5
DAVENPORT PEDIATRICS PA		1	4	80%	5
CELERION			5	100%	5
PM PEDIATRICS OF BAYSIDE PLLC		5			5
UCF STUDENT HEALTH SERVICES LABORATORY		2	3	60%	5
CVS NC2313POCT RALEIGH		4	1	20%	5
CVS NC7213POCT MATTHEWS		5			5
CVS OH3080POCT HUBER HEIGHTS		5			5
CVS MINUTE CLINIC DIAGNOSTIC OF KANSAS, PA		5			5

COVID-19: testing by laboratory

Data through Mar 22, 2021 verified as of Mar 23, 2021 at 09:25 AM

Data in this report are provisional and subject to change.

The numbers in the table below represent the number of Florida and non-Florida residents for whom test results were received by the Department of Health. A person can be tested by more than one laboratory and can have both positive and negative results. **Therefore, the sum of the numbers in each column will be larger than the total number of people tested.**

Reporting lab	Inconclusive	Negative	Positive	Percent positive	Total
COLUMBIA MEMORIAL HOSPITAL LABORATORY		5			5
MIAMI CANCER INSTITUTE			5	100%	5
URGENT CARE COASTAL GA			5	100%	5
CVS IN6713POCT BLOOMINGTON		5			5
PEDIATRICS OF ALTAMONTE		5			5
CELEBRATION PEDIATRICS PA			5	100%	5
CFP PHYSICIANS GROUP			5	100%	5
NASSAU UNIVERSITY MEDICAL CENTER DEPT		4	1	20%	5
AMERICAN MEDICAL RESPONSE - DENVER		2	3	60%	5
MEDEXPRESS URGENT CARE - WEIRTON		5			5
CITY OF WEST PALM BEACH EMPLOYEE & FAMILY HEALTH		5			5
MEDEXPRESS URGENT CARE SHADYSIDE		4	1	20%	5
QUALITY MEDICAL CARE			5	100%	5
FINLAY		1	4	80%	5
NORTHEAST PEDIATRICS			5	100%	5
HAWTHORNE HEALTH AND REHABILITATION			5	100%	5
CVS SC2736POCT MURRELLS INLET		4	1	20%	5
DISCOVERY VILLAGE AT STUART		2	3	60%	5
RIVERVIEW ALF OPERATOR LLC			5	100%	5
HENDRY REGIONAL CONVENIENT CARE CENTER			5	100%	5
MINUTE CLINIC DIAGNOSTIC OF VIRGINIA, LLC #1905		5			5
NORTH DADE NURSING AND REHABILITATION CENTER			5	100%	5
MEDEXPRESS URGENT CARE - WILLIAMSPORT		4	1	20%	5
PEDIATRIC URGENT HEALTH CARE			5	100%	5
ST JOHNS BIOMEDICAL LAB		5			5
CVS MD4371POCT OCEAN CITY		5			5
CVS PA233POCT NEWTOWN SQUARE		5			5
CLEVELAND CLINIC MARTIN HEALTH NURSING & RESTORATIVE		5			5
CVS GA2841POCT LAWRENCEVILLE		5			5
FLAGLER HEALTH SERVICES INC			5	100%	5
WATERTOWN URGENT CARE PLLC		5			5
EXPICARE NURSING AGENCY, INC		5			5
QUATRACOR PLLC		5			5
MEDEXPRESS URGENT CARE - LOGAN		5			5
STEUBEN COUNTY PUBLIC HEALTH		5			5
CVS KY4779POCT LOUISVILLE		3	2	40%	5
SUTTER TRACY COMMUNITY HOSPITAL			5	100%	5
CVS TX2263POCT SAN ANTONIO		5			5
UNIVERSITY OF CHICAGO MEDICAL CENTER LAB			5	100%	5
MEDEXPRESS URGENT CARE PORT HURON		4	1	20%	5
CYPRESS CREEK MEDICAL CENTER			5	100%	5
PEDIATRICS OF CENTRAL FLORIDA – POINCIANA		3	2	40%	5
UF HEALTH PATHOLOGY LABORATORIES			5	100%	5
University Crossing		5			5
FIFTH AVENUE PEDIATRICS		3	2	40%	5
STUYVESANT URGENT CARE		5			5
MIAMI MEDICAL CONSULTANT PA			5	100%	5

COVID-19: testing by laboratory

Data through Mar 22, 2021 verified as of Mar 23, 2021 at 09:25 AM

Data in this report are provisional and subject to change.

The numbers in the table below represent the number of Florida and non-Florida residents for whom test results were received by the Department of Health. A person can be tested by more than one laboratory and can have both positive and negative results. **Therefore, the sum of the numbers in each column will be larger than the total number of people tested.**

Reporting lab	Inconclusive	Negative	Positive	Percent positive	Total
LAKE COUNTY DETENTION CENTER		3	2	40%	5
CVS PA1296POCT DREXEL HILL		4	1	20%	5
TANNER MEDICAL CENTER EAST AL		5			5
LAKE MARY HEALTH AND REHABILITATION CENTER		1	4	80%	5
PATIENT FIRST - LEESBURG			5	100%	5
FRANCES WARDE MEDICAL LABORATORY		2	3	60%	5
AHC Decatur County		5			5
MINNESOTA DEPARTMENT OF HEALTH PUBLIC HEALTH LABORATORY DIVISION	1		4	80%	5
JUPITER ISLAND MEDICAL CLINIC INC		5			5
Robert Wood Johnson University Hospital		4	1	20%	5
GENTLE HANDS MOBILE PHLEBOTOMY			5	100%	5
CVS GA2236POCT WOODSTOCK		5			5
Kroger 449 - The Little Clinic Mountain Park		4	1	20%	5
MEDEXPRESS - COLLINSVILLE BELT LINE		3	2	40%	5
FRESENIUS KIDNEY CARE SOUTH ORLANDO			5	100%	5
MINUTECLINIC, LLC #7139		5			5
LEVY COUNTY SHERRIF'S DEPT			5	100%	5
ADVANCED PEDIATRICS OF BOCA LLC			5	100%	5
CVS GA3766POCT DACULA		3	2	40%	5
DEPARTMENT OF HEALTH AND HUMAN SERVICES LANSING			5	100%	5
EGL GENETICS DIAGNOSTICS			5	100%	5
CVS MA6505POCT NEWTON		5			5
Kennedy University Hospital		5			5
OURMED		4	1	20%	5
AHF PUBLIC HEALTH LABORATORY			5	100%	5
FLORIDA HEALTHCARE OF ORLANDO			5	100%	5
BOROPARK URGENT CARE		4	1	20%	5
VA Primary Care Clinic at Meharry		4	1	20%	5
INNOVATIVE COVID-DIVERSEY			5	100%	5
TRUSTBRIDGE			5	100%	5
ALPHADERA LABS, LLC			5	100%	5
CALIFORNIA DEPARTMENT OF PUBLIC HEALTH		1	4	80%	5
PAUL GRECO MD CONCIERGE MEDICAL SERVICES PL		5			5
LAKEVIEW HEALTHCARE SYSTEM LLC			5	100%	5
MINUTE CLINIC DIAGNOSTIC OF NORTH CAROLINA		5			5
ENT AND ALLERGY ASSOCIATES OF FLORIDA, LLC			5	100%	5
SCIENCE CARE			5	100%	5
WYOMING PUBLIC HEALTH LAB			4	100%	4
JOHNNIE RUTH CLARKE LAB			4	100%	4
TRIDENT BIOMETRICS		3	1	25%	4
ADVENTHEALTH MEDICAL GROUP COMMUNITY MEDICINE		3	1	25%	4
THE RETREAT AT PORT ORANGE			4	100%	4
NIBHA MEDIRATTA MD PL			4	100%	4
BELLIN HEALTH LAB		1	3	75%	4
COMPREHENSIVE CLINICAL RESEARCH, LLC			4	100%	4
RIVER CITY MEDICAL ASSOCIATES INC			4	100%	4
MEDEXPRESS URGENT CARE - SOMERSET TOWNSHIP		4			4

COVID-19: testing by laboratory

Data through Mar 22, 2021 verified as of Mar 23, 2021 at 09:25 AM

Data in this report are provisional and subject to change.

The numbers in the table below represent the number of Florida and non-Florida residents for whom test results were received by the Department of Health. A person can be tested by more than one laboratory and can have both positive and negative results. **Therefore, the sum of the numbers in each column will be larger than the total number of people tested.**

Reporting lab	Inconclusive	Negative	Positive	Percent positive	Total
MEDEXPRESS URGENT CARE - MBURG COMMONS		4			4
WE CARE - CARNIVAL CRUISELINE		4			4
CVS SC2269POCT COLUMBIA		3	1	25%	4
MINUTECLINIC DIAGNOSTIC MED GRP OF ORA		3	1	25%	4
CLINICAL CARE CENTER, INC			4	100%	4
UF HEALTH PATHOLOGY LABORATORIES			4	100%	4
OHIO CVS STORES		3	1	25%	4
HUNT CLUB MEDICAL CARE			4	100%	4
PANCARE HEALTH - PONCE DE LEON			4	100%	4
MINUTECLINIC DIAGNOSTIC MED GRP OF SAN		3	1	25%	4
CAPE COD HOSPITAL			4	100%	4
FCHC (OB)-DARWIN SQUARE CTR.			4	100%	4
ADVENTHEALTH MEDICAL GROUP INTERNAL MEDICINE AT		1	3	75%	4
REELFOOT FAMILY WALK IN CLINIC		3	1	25%	4
MEDEXPRESS URGENT CARE, FAIRMONT		4			4
WINCHESTER MEDICAL CENTER			4	100%	4
Park Ridge Nursing Center		3	1	25%	4
LOUISIANA DEPT. OF HEALTH AND HOSPITALS-INFECTIOUS DISEASE EPI SECTION			4	100%	4
REMEDY URGENT CLINIC		2	2	50%	4
Kroger 186 - The Little Clinic Holiday Manor		3	1	25%	4
HAMPTON ALF AT 24TH ROAD LLC			4	100%	4
FLORIDA CANCER SPECIALISTS AND RESEARCH		2	2	50%	4
DEPARTMENT OF PATHOLOGY ROME MEMORIAL		3	1	25%	4
FISHERMEN'S HOSPITAL			4	100%	4
CENTRAL FLORIDA INTERNAL OCCUPATIONAL AND		4			4
MD NOW URGENT CARE - DELRAY WEST			4	100%	4
INTERMARKET FACILITY			4	100%	4
REGIONAL MEDICAL LAB			4	100%	4
CVS NC3803POCT MOORESVILLE		4			4
MEDEXPRESS URGENT CARE FOX CHAPEL		4			4
CVS PA258POCT MCKEES ROCKS		4			4
MEDEXPRESS - NEW CASTLE, DUPONT HWY		4			4
MAILBOX DIAGNOSTICS		2	2	50%	4
MEDEXPRESS URGENT CARE - LEDGEWOOD		3	1	25%	4
PHYSICIANS QUALITY CARE			4	100%	4
SOUTHLAND SUITES OF LAKELAND			4	100%	4
CVS IN7653POCT EVANSVILLE		3	1	25%	4
MONROE COUNTY DEPT OF PUBLIC HEALTH ST		4			4
CORTLAND REGIONAL MEDICAL CENTER		4			4
BARTON MEMORIAL HOSPITAL		3	1	25%	4
COVENIENT CARE MEDICAL CLINIC			4	100%	4
CVS CT718POCT ANSONIA		4			4
IMA MEDICAL CENTER OF OVIEDO			4	100%	4
Loretto Health and Rehabilitation Center		4			4
MD ANDERSON CANCER CENTER DI BAY AREA			4	100%	4
CVS NV9841POCT RENO		2	2	50%	4
CVS OH6149POCT UPPER ARLINGTON		2	2	50%	4

COVID-19: testing by laboratory

Data through Mar 22, 2021 verified as of Mar 23, 2021 at 09:25 AM

Data in this report are provisional and subject to change.

The numbers in the table below represent the number of Florida and non-Florida residents for whom test results were received by the Department of Health. A person can be tested by more than one laboratory and can have both positive and negative results. **Therefore, the sum of the numbers in each column will be larger than the total number of people tested.**

Reporting lab	Inconclusive	Negative	Positive	Percent positive	Total
AURORA BAYCARE UROLOGY			4	100%	4
LAKE FOREST PARK OP CO LLC		4			4
CVS NJ862POCT MARLBORO		4			4
MEDEXPRESS URGENT CARE - MARKHAM STREE		3	1	25%	4
Kroger 895 - The Little Clinic Green Hills		4			4
ST PETE DIRECT PRIMARY CARE		2	2	50%	4
MINUTECLINIC DIAGNOSTIC OF MICHIGAN, P		4			4
CVS SC7334POCT LEXINGTON		4			4
VIDANT MEDICAL CENTER			4	100%	4
Kroger 752 - The Little Clinic Central Station		3	1	25%	4
TRUE HEALTH- HOFFNER		3	1	25%	4
MARK HOANG MD PA			4	100%	4
MEDEXPRESS URGENT CARE-SCOTT TOWNSHIP		3	1	25%	4
MINUTECLINIC DIAG OF IND, LLC #8645		4			4
CRESTAR LABS		2	2	50%	4
Grace Rehabilitation of Vero Beach		4			4
TARPON SPRINGS PEDIATRICS, LLC			4	100%	4
PREMIER PEDIATRICS		1	3	75%	4
CVS ME329POCT PORTLAND		4			4
L3HARRIS FAMILY MEDICAL CENTER			4	100%	4
WILLIAM A HINTON STATE LABORATORY INSTITUTE		1	3	75%	4
BENEVA LAKES HEALTHCARE & REHAB CENTER			4	100%	4
CVS IN5696POCT FORT WAYNE		4			4
MINUTECLINIC OF NEVADA-2955 S FT APACH		4			4
MEDICAL UNIVERSITY SC HOSPITAL			4	100%	4
URGENT CARE - OCONEE		2	2	50%	4
NAVAL MEDICAL CENTER SAN DIEGO			4	100%	4
LIFEHOPE LABS			4	100%	4
SINAI PLAZA NURSING AND REHAB CENTER			4	100%	4
Atlanta VAMC		3	1	25%	4
Metro West Nursing and Rehab			4	100%	4
GUTHRIE MEDICAL GROUP - CORNING		3	1	25%	4
HCR ManorCare Greentree		4			4
WALGREENS #07034		4			4
ARCPPOINT LABS OF FORT LAUDERDALE, FL CENTRAL		1	3	75%	4
CONSULATE HEATH CARE AT WEST ALTAMONTE			4	100%	4
AFTER HOURS PEDS			4	100%	4
LUVERNE HEALTH AND REHABILITATION		4			4
SONIC REFERENCE LABORATORY			4	100%	4
MEDEXPRESS URGENT CARE - WICHITA, S SENECA ST		2	2	50%	4
GENOTOX LABORATORIES		2	2	50%	4
Health Care Center of Jacksonville			4	100%	4
WINDER NURSING INC DBA WINDER HEALTH CARE		4			4
NEMOURS CHILDREN'S CLINIC			4	100%	4
STONE CLINICAL LABORATORIES OF FL LLC		4			4
INFINITI LABS INC			4	100%	4
OWL NOW URGENT CARE			4	100%	4

COVID-19: testing by laboratory

Data through Mar 22, 2021 verified as of Mar 23, 2021 at 09:25 AM

Data in this report are provisional and subject to change.

The numbers in the table below represent the number of Florida and non-Florida residents for whom test results were received by the Department of Health. A person can be tested by more than one laboratory and can have both positive and negative results. **Therefore, the sum of the numbers in each column will be larger than the total number of people tested.**

Reporting lab	Inconclusive	Negative	Positive	Percent positive	Total
CARE ONE PRIMARY CARE			4	100%	4
CARENOW URGENT CARE - WINTER SPRINGS		3	1	25%	4
AHC of Mckenzie		4			4
COLONIAL MEDICAL CENTER-EAST ORLANDO			4	100%	4
GRADY MEMORIAL HOSPITAL/MICRO			4	100%	4
NORTH OKALOOSA CLINIC CORP		1	3	75%	4
FLORIDA HOSPITAL ALTAMONTE		2	2	50%	4
THONOTOSASSA COMMUNITY HEALTH CENTER		1	3	75%	4
CVS MD1515POCT LEONARDTOWN		3	1	25%	4
SOUTHWESTERN REGIONAL MEDICAL CENTER - TULSA		4			4
CVS CA9721POCT ARCADIA		4			4
CVS NJ836POCT RUNNEMEDE		4			4
BAYLOR ESOTERIC AND MOLECULAR LAB			4	100%	4
BIOTEST PLASMA CENTER		4			4
UNC HOSPITAL/MCLENDON CLINICAL LABORATORIES			4	100%	4
Heartland of Boynton Beach			4	100%	4
MINUTECLINIC MINUTECLINIC #3665		4			4
MEDEXPRESS URGENT CARE - SUMMERSVILLE, WEBSTER RD		4			4
CAPITAL HEALTH LABORATORY INC			4	100%	4
COMMUNITY PHYSICIANS OF NORTH PORT PA			4	100%	4
EXPRESS TESTING-ONE			4	100%	4
FLORIDA MEDICAL ASSOCIATES LLC			4	100%	4
CVS AZ9210POCT SCOTTSDALE		4			4
ST. MARY'S HOSPITAL			4	100%	4
CAPTAIN JAMES A. LOVELL FEDERAL HEALTHCARE CENTER			4	100%	4
Kroger 124 - The Little Clinic University		3	1	25%	4
PRIMECARE		2	2	50%	4
CAREWELL URGENT CARE			4	100%	4
UNIVERSITY OF MICHIGAN		2	2	50%	4
CVS SC1540POCT MYRTLE BEACH		3	1	25%	4
SOUTH FLORIDA RESEARCH ORGANIZATION			4	100%	4
PHYSICIANS IMMEDIATE CARE AURORA			4	100%	4
MINUTECLINIC DIAGNOSTIC OF PENNSYLVAN		3	1	25%	4
TMH PHYSICIAN PARTNERS SOUTHWOOD		1	3	75%	4
ENCOMPASS HOME HEALTH		4			4
CULLMAN REGIONAL MEDICAL CENTER		3	1	25%	4
Hillspring of Springboro		4			4
ELITE MEDICAL CENTER			4	100%	4
MEDEXPRESS URGENT CARE-PASADENA		4			4
CLINICAL ASSOCIATES OF ORLANDO LLC		4			4
SUMNER REGIONAL MEDICAL CENTER		3	1	25%	4
CVS MO10053POCT SAINT PETERS		4			4
BETTER AT HOME		4			4
FLORIDA HEART AND VASCULAR			4	100%	4
REHABILITATION CENTER OF WINTER PARK,THE			4	100%	4
CVS TX10140POCT THE WOODLANDS		4			4
Crowne Health Care of Montgomery		4			4

COVID-19: testing by laboratory

Data through Mar 22, 2021 verified as of Mar 23, 2021 at 09:25 AM

Data in this report are provisional and subject to change.

The numbers in the table below represent the number of Florida and non-Florida residents for whom test results were received by the Department of Health. A person can be tested by more than one laboratory and can have both positive and negative results. **Therefore, the sum of the numbers in each column will be larger than the total number of people tested.**

Reporting lab	Inconclusive	Negative	Positive	Percent positive	Total
EXTENDICARE HEALTH & REHAB CENTER		4			4
MEDFIRST URGENT CARE			4	100%	4
MD ANDERSON			4	100%	4
FHCP – ORMOND BEACH			4	100%	4
MEDEXPRESS URGENT CARE - WALDORF, CRAIN HWY		4			4
MEDEXPRESS - NEWARK		4			4
MERCY URGENT CARE			4	100%	4
MEDEXPRESS URGENT CARE- FORT WORTH N T		4			4
CELEBRATION PEDIATRICS			4	100%	4
UNIVERISTY OF MIAMI			4	100%	4
CVS OH3393POCT AURORA		3	1	25%	4
MEDEXPRESS URGENT CARE LAVALE		4			4
OVIDO CHILDRENS HEALTH CENTER LLC		1	3	75%	4
FG RAPID		4			4
ADVENTHEALTH NEW SMYRNA BEACH COMMUNITY HEALTH			4	100%	4
CVS PA1379POCT LANSDALE		4			4
MEDEXPRESS URGENT CARE - KOKOMO		4			4
FLORIDA MEDICAL CLINIC -INTERNAL MED DADE CITY			4	100%	4
MINUTECLINIC DIAG OF IND, LLC #6648		3	1	25%	4
CVS MN6811POCT PLYMOUTH		4			4
RELIANT ACUTE CARE			4	100%	4
FAMILY MEDICINE AT WINTER PARK			4	100%	4
PEACEHEALTH LABORATORIES		3	1	25%	4
CVS PA1193POCT JENKINTOWN		4			4
MICHIGAN HEALTH CLINIC LABORATORIES		3	1	25%	4
CVS PA10034POCT PITTSBURGH		4			4
AFFINITY URGENT CARE			4	100%	4
SIGNATURE CARE MONTROSE		2	2	50%	4
SIGNATURE CARE EMERGENCY CENTER		2	2	50%	4
NORTHWOOD UNIVERSITY-BENNETT SPORTS CENTER		4			4
SHARP MEMORIAL HOSPITAL MICROBIOLOGY DEPT			4	100%	4
LEON MEDICAL CENTERS, LLC			4	100%	4
ACCESS RECOVERY SOLUTIONS LLC			4	100%	4
PATIENT FIRST - ALLENTOWN			4	100%	4
HEALTHCARE NETWORK OF SOUTHWEST FLORIDA			4	100%	4
MINUTE CLINIC LLC #0169		4			4
JFK INTERNAL MEDICINE FACULTY PRACTICE		2	2	50%	4
MEDEXPRESS URGENT CARE - WEST ST PAUL, ROBERT ST S		3	1	25%	4
MIAMI COMMUNITY HEALTH CENTER INC		1	3	75%	4
CONSOLIDATED LABORATORY SERVICES			4	100%	4
MINUTECLINIC DIAGNOSTIC OF VIRGINIA, LLC #1656		4			4
DASCENA LABORATORY			4	100%	4
ALL4KIDZ PEDIATRICS LLC		2	2	50%	4
ASCENDI HOME HEALTH AGENCY INC			4	100%	4
MINUTE CLINIC #8979		4			4
CHILDREN'S MEDICAL GROUP		4			4
INDUSTRY LAB DIAGNOSTIC PARTNERS			4	100%	4

COVID-19: testing by laboratory

Data through Mar 22, 2021 verified as of Mar 23, 2021 at 09:25 AM

Data in this report are provisional and subject to change.

The numbers in the table below represent the number of Florida and non-Florida residents for whom test results were received by the Department of Health. A person can be tested by more than one laboratory and can have both positive and negative results. **Therefore, the sum of the numbers in each column will be larger than the total number of people tested.**

Reporting lab	Inconclusive	Negative	Positive	Percent positive	Total
POWERS PEDIATRICS			4	100%	4
MEMORIAL HEALTH CARE SYSTEMS			4	100%	4
BIOREFERENCE LABORATORIES			4	100%	4
MINIUTECLINIC DIAG OF IND, LLC #6553		4			4
DERMATOLOGY SPECIALISTS OF FL - DR. JON WARD			4	100%	4
CVS TX8387POCT AUSTIN		4			4
WELLMED AT FORT PIERCE		2	2	50%	4
HEWLETT URGENT CARE, PLLC		4			4
CAREWELL 202			4	100%	4
ELDER ALTERNATIVES INC		3	1	25%	4
Bon Secours Place		3	1	25%	4
MONTANA DEPARTMENT OF PUBLIC HEALTH & HUMAN SERVICES			4	100%	4
CVS SC4122POCT TAYLORS		4			4
MED EXPRESS URGENT CARE PC - MARYLAND		3	1	25%	4
MINUTECLINIC, LLC #07852		4			4
BROOKDALE WEST BOYNTON BEACH		4			4
EPI			4	100%	4
PRINCETON BMC LABORATORY		4			4
Millennium Nursing & Rehab Center		4			4
OPTUM OF RED ROAD		4			4
CAREATC, INC.			4	100%	4
KENTUCKY CABINET FOR HEALTH AND FAMILY SERVICES			4	100%	4
CVS MA394POCT SEEKONK		4			4
CVS MA2297677CV BOSTON		4			4
CVS MO5655POCT LIBERTY		1	3	75%	4
UNIVERSITY OF WASHINGTON MEDICAL CENTER (UWMC) EMERGENCY DEPT.			4	100%	4
BLOOMIN BRANDS WELLNESS CENTER		3	1	25%	4
FAMILY MEDICAL CLINIC HOMESTEAD, LLC			4	100%	4
Kroger 339 - The Little Clinic Highlands - Bardstown Road		4			4
State Lab Unspecifd			4	100%	4
UNIVERSITY OF MIAMI STUDENT HEALTH SERVICE			4	100%	4
CVS OH2342POCT WEST CHESTER		3	1	25%	4
PANCARE HEALTH YOUNGSTOWN			4	100%	4
BETHPAGE EXTENDED HOURS CENTER		4			4
VENICE URGENT CARE – GULF COAST			4	100%	4
MINUTECLINIC DIAG OF IND LLC #6840		4			4
GILCHRIST COUNTY HEALTH DEPT			4	100%	4
MEDEXPRESS URGENT CARE MARTINSBURG		2	2	50%	4
MINUTE-CLINIC DIAGNOSTIC OF VIRGINIA,		4			4
HARBORCHASE OF VILLAGES CROSSING			4	100%	4
CVS IN3975POCT JEFFERSONVILLE		2	2	50%	4
SunTerrace Health Care Center		3	1	25%	4
INHEALTH LIFE SCIENCES			4	100%	4
H/L of WEst Ashley Rhabilitation and Nursing Center		4			4
DIAGNOSTIC & MEDICAL SPECIALISTS OF GREENWICH		2	2	50%	4
BAPTIST HEALTH MEDICAL CENTER			4	100%	4
DYNACARE LABORATORIES			4	100%	4

COVID-19: testing by laboratory

Data through Mar 22, 2021 verified as of Mar 23, 2021 at 09:25 AM

Data in this report are provisional and subject to change.

The numbers in the table below represent the number of Florida and non-Florida residents for whom test results were received by the Department of Health. A person can be tested by more than one laboratory and can have both positive and negative results. **Therefore, the sum of the numbers in each column will be larger than the total number of people tested.**

Reporting lab	Inconclusive	Negative	Positive	Percent positive	Total
CLINICAL PATHOLOGY LABORATORIES			4	100%	4
ROAN DRUG COMPANY LLC		4			4
MAINE DEPARTMENT OF HEALTH AND HUMAN SERVICES			4	100%	4
CELAL GUROL ERBAY, MD			4	100%	4
Willowbrooke Court at Country House		4			4
ADVENTHEALTH MEDICAL GROUP PEDIATRICS		1	3	75%	4
HEART OF FLORIDA HEALTH CENTER INC		1	3	75%	4
MEDEXPRESS URGENT CARE - TEAYS VALLEY		3	1	25%	4
MEDEXPRESS - WILMINGTON CONCORD PIKE		3	1	25%	4
INVERNESS FAMILY CARE HIGH RISK PLLC			4	100%	4
REFUGE A HEALING PLACE, THE			4	100%	4
MINUTECLINIC DIAGNOSTIC OF WISCONSIN, LLC		4			4
MEDICAL CENTER ENTERPRISE			4	100%	4
MINUTECLINIC DIAG OF IND LLC #1367		4			4
GASTROENTEROLOGY ASSOC OF PENSACOLA, PA		2	2	50%	4
DACH MAIN LAB			4	100%	4
PLAINVIEW PRIMARY CARE		4			4
Bethany Health and Rehab		4			4
FAMILY MEDICINE AT WATERMAN		4			4
SANFORD SOUTH UNIVERSITY		4			4
BUCKINGHAM PLACE ALF		4			4
MINUTECLINIC, LLC, DBA MINUTECLINIC #4		4			4
PARKWAY DRUGS OF ONEIDA COUNTY NORTH I		3	1	25%	4
CVS MA507POCT LEOMINSTER		3	1	25%	4
GENEVA GENERAL HOSPITAL LABORATORY		3	1	25%	4
LIFE CARE HOME HEALTH SERVICES LLC		1	3	75%	4
IVY CREEK URGENT CARE OF ENTERPRISE			4	100%	4
DEPARTMENT OF HEALTH/ NEW YORK			4	100%	4
CVS IL8747POCT CHICAGO		4			4
MINUTECLINIC DIAG OF IND, LLC #10190		4			4
MINUTECLINIC, LLC #5707		4			4
MINUTECLINIC #2797		4			4
NEMOURS CHILDREN'S URGENT CARE			4	100%	4
CULLMAN REGIONAL URGENT CARE		3	1	25%	4
DTR LABS		3	1	25%	4
PINELLAS POINT NURSING AND REHAB			4	100%	4
CLINICAL LABORATORIES OF THE BUFFALO		3	1	25%	4
FLORENCE - HUNTSVILLE HOSPITAL URGENT CARE		3	1	25%	4
MEDEXPRESS URGENT CARE - MOUNTAIN HOME		3	1	25%	4
UNION CITY MANOR NURSING CENTER		4			4
MARSHFIELD LABORATORIES			4	100%	4
PDL PHARMACY CORP			4	100%	4
BOND & STEELE CLINIC PA D/B/A BOND CLINIC PA		4			4
Westminster Manor		3	1	25%	4
NOT GIVEN		1	3	75%	4
COMMUNITY HEALTH CENTER OF WEST PALM BEACH			4	100%	4
PORT ORANGE NURSING & REHAB			4	100%	4

COVID-19: testing by laboratory

Data through Mar 22, 2021 verified as of Mar 23, 2021 at 09:25 AM

Data in this report are provisional and subject to change.

The numbers in the table below represent the number of Florida and non-Florida residents for whom test results were received by the Department of Health. A person can be tested by more than one laboratory and can have both positive and negative results. **Therefore, the sum of the numbers in each column will be larger than the total number of people tested.**

Reporting lab	Inconclusive	Negative	Positive	Percent positive	Total
PILGRIM PHARMACY INC		4			4
RML PHARMACY PC		4			4
INTRACOASTAL LABS INC		4			4
Kroger 125 - The Little Clinic Castle Rock		3	1	25%	4
HOME DOCS		2	2	50%	4
CENTERPLACE HEALTH, INC			4	100%	4
OMNICARE PHARMACY OF TEXAS 1		4			4
MINUTECLINIC DIAG OF IND, LLC #6910		4			4
TAPESTRY TALLAHASSEE WALDEN		4			4
ManorCare Health Services Camp Hill		4			4
ADVANCED URGENT CARE LLC		1	3	75%	4
GENUS DIAGNOSTICS			4	100%	4
CVS OH10893POCT PARMA		2	2	50%	4
PALM BEACH CANCER INSTITUTE			4	100%	4
ELIZABETH CITY HEALTH & REHABILITATION		4			4
GAINESVILLE PEDIATRIC ASSOCIATES		1	3	75%	4
ORANGE COUNTY HEALTH DEPARTMENT		2	2	50%	4
ADVENTHEALTH MEDICALGROUP PEDIATRICS AT ORLANDO		4			4
IMIC INC RESEARCH			4	100%	4
PM PEDIATRICS OF SELDEN PLLC		4			4
CVS NC5532POCT SUMMERFIELD		4			4
MINNESOTA DEPARTMENT OF HEALTH LABORATORY	1		3	75%	4
ADVENT HEALTH - TUSKAWILLA		4			4
THE OASIS ALF		4			4
CVS CA8850POCT HUNTINGTON BEACH		3	1	25%	4
LATCHER LABORATORY OF A O FOX MEMORIAL		2	2	50%	4
LPG COCONUT POINT - FAMILY/ INTERNAL MEDICINE		4			4
MEMORIAL HEALTHCARE SYSTEM		1	3	75%	4
CVS NM8918POCT ALBUQUERQUE		4			4
SKYLINE UROLOGY		4			4
CVS NV2928POCT LAS VEGAS		4			4
Lakeside Oaks Care Center			4	100%	4
MEDEXPRESS URGENT CARE - WAXAHACHIE, N HIGHWAY 77		2	2	50%	4
MONROE URGENT CARE		3	1	25%	4
CHIPOLA QUICK CARE		1	3	75%	4
BAYCARE MEDICAL GROUP, INC		4			4
CVS TX7288POCT DALLAS		4			4
LAKE MARY PEDIATRICS			4	100%	4
CORIZON HEALTH INC			4	100%	4
NEULIFE NEUROLOGICAL SERVICES LLC			4	100%	4
WESLEY CHAPEL INTERNAL MEDICINE AND PEDIATRICS			4	100%	4
HENDRY/GLADES COUNTY HEALTH DEPARTMENT		3	1	25%	4
SOUTH FLORIDA PEDIATRIC PARTNERS			4	100%	4
APOPKA FAMILY HEALTH CENTER		3	1	25%	4
AIRPORT CLINIC			4	100%	4
AIREVAC INTERNATIONAL		4			4
CVS PA5241POCT CHALFONT		4			4

COVID-19: testing by laboratory

Data through Mar 22, 2021 verified as of Mar 23, 2021 at 09:25 AM

Data in this report are provisional and subject to change.

The numbers in the table below represent the number of Florida and non-Florida residents for whom test results were received by the Department of Health. A person can be tested by more than one laboratory and can have both positive and negative results. **Therefore, the sum of the numbers in each column will be larger than the total number of people tested.**

Reporting lab	Inconclusive	Negative	Positive	Percent positive	Total
Kroger 959 - The Little Clinic Carmel		4			4
WOMEN'S CARE FLORIDA, LLC		4			4
DISCOVERY VILLAGE AT DEERWOOD			4	100%	4
Mill Valley Care Center		4			4
USCG SECTOR ST PETE		1	3	75%	4
MINUTECLINIC DIAGNOSTIC OF OHIO #2964		4			4
ASCENSION ST VINCENT'S MEDICAL CENTER		3	1	25%	4
OKLAHOMA STATE UNIVERSITY DIAGNOSTIC LAB			4	100%	4
SOUTHEASTERN REGIONAL MEDICAL CENTER			4	100%	4
MEDEXPRESS URGENT CARE - TULSA, S YALE AVE		4			4
MEDEXPRESS URGENT CARE PLEASANT HILLS		3	1	25%	4
EMORY UNIVERSITY HOSPITAL		1	3	75%	4
MINUTECLINIC DIAG OF IND LLC #1138		3	1	25%	4
MEDEXPRESS URGENT CARE - SOUTH PARKERSBURG		4			4
ManorCare Rehabilitation Center- Decatur		4			4
ALVARO J DANGOND MD PA		4			4
ACCENT PHYSICIAN SPECIALISTS PA		4			4
NONA PEDIATRIC CENTER			4	100%	4
BARRANCO CLINIC PA, THE	1	3			4
Calusa Harbour			4	100%	4
DEPARTMENT OF HEALTH AND HUMAN SERVICES		2	2	50%	4
MEDICINE SHOPPE #1306 THE		3	1	25%	4
MINUTECLINIC DIAG OF IND, LLC #6472		4			4
DEACONESS HOSPITAL			4	100%	4
FLORIDA HEALTH CARE PLANS STIRLING CENTER			4	100%	4
MEDEXPRESS URGENT CARE HUNTINGTON		4			4
CVS NC7057POCT SHELBY		4			4
CVS NY549POCT RIDGEWOOD		2	2	50%	4
HARBOUR ISLAND PEDIATRICS LLC			4	100%	4
VITAL CARE URGENT CARE			4	100%	4
Good Samaritan Society - Fairfield Glade		3			3
JOSEPH SCHENKER MD PC		3			3
CVS PHARMACY INC DBA CVS/PHARMACY #10908		3			3
CVS PA2688POCT COLLEGEVILLE		3			3
YATES COUNTY PUBLIC HEALTH		3			3
EAST TENNESSEE CHILDREN'S HOSPITAL		2	1	33%	3
GARCIA MORALES NELSON			3	100%	3
UNIVERSITY HEALTH SERVICES RIVER CAMPUS		2	1	33%	3
Chestnut Park Rehabilitation and Nursing Center		3			3
ST VINCENTS AMBULATORY CARE INC		1	2	67%	3
BOONES CREEK URGENT CARE		1	2	67%	3
GROVES CENTER			3	100%	3
CVS MA594POCT FALMOUTH		3			3
FAMILY FIRST PEDIATRICS			3	100%	3
PROMPT CARE OF CENTRAL FLORIDA LLC			3	100%	3
Kroger 448 - The Little Clinic Mason		3			3
MEDEXPRESS URGENT CARE - NORTH LITTLE		2	1	33%	3

COVID-19: testing by laboratory

Data through Mar 22, 2021 verified as of Mar 23, 2021 at 09:25 AM

Data in this report are provisional and subject to change.

The numbers in the table below represent the number of Florida and non-Florida residents for whom test results were received by the Department of Health. A person can be tested by more than one laboratory and can have both positive and negative results. **Therefore, the sum of the numbers in each column will be larger than the total number of people tested.**

Reporting lab	Inconclusive	Negative	Positive	Percent positive	Total
KAILOS GENETICS INC		1	2	67%	3
PREMIER CLINICAL RESEARCH INSTITUTE INC			3	100%	3
ADVENT HEALTH MEDICAL GROUP FAMILY MEDICINE			3	100%	3
MIDDLETON PEDIATRICS			3	100%	3
CAREHERE LLC			3	100%	3
Hunterdon Medical Center Laboratory		3			3
FLAGLER FAMILY MEDICINE PA			3	100%	3
ADVENTHEALTH IMAGING LAKE NONA		1	2	67%	3
ADVANCED PEDIATRICS			3	100%	3
NORTHEAST FLORIDA INTERNAL MEDICINE PA		3			3
LIFELINK OF FLORIDA		1	2	67%	3
Concordia Village of Tampa			3	100%	3
QUEST DIAGNOSTICS CLINICAL LABORATORIES INC		2	1	33%	3
COMMUNITY MEDICAL CENTER			3	100%	3
GENDERXPRESS/PICTURE ME PERFECT IMAGING			3	100%	3
CVS IL8753POCT CHICAGO		3			3
Kroger 522 - The Little Clinic Gahanna		2	1	33%	3
CLARA MAASS TRANSITIONAL CARE UNIT		3			3
WINDSOR AT OCALA		2	1	33%	3
WHOLE CHILD PEDIATRICS			3	100%	3
STRINGFELLOW MEMORIAL HOSPITAL		3			3
PHYSICIANS CARE INC		1	2	67%	3
Walgreens #5984		3			3
Gracemore Nursing and Rehab		3			3
BAPTIST HOSPITAL NURSING/PATIENT CARE			3	100%	3
KISSIMMEE URGENT CARE		3			3
CABELL HUNTINGTON HOSPITAL CLINICAL LAB			3	100%	3
LINCOLN MEDICAL CENTER		3			3
NDX-CORE LAB			3	100%	3
MINUTECLINIC DIAG OF IND, LLC #6483		1	2	67%	3
CVS M08555POCT KANSAS CITY		3			3
NORTHCREST MEDICAL CENTER		1	2	67%	3
THOMAS LANGLEY			3	100%	3
FULGENT GENETICS HOUSTON		3			3
Kroger 635 - The Little Clinic Dacula		3			3
VIRTUA MEMORIAL HOSPITAL BURLINGTON COUNTY		1	2	67%	3
NASSAU COUNTY HEALTH DEPARTMENT		3			3
LEVY COUNTY DEPT. OF PUBLIC SAFETY		1	2	67%	3
UNIVERSITY OF KANSAS MEDICAL CENTER			3	100%	3
Kroger 388 - The Little Clinic Braelinn Village		3			3
MEDEXPRESS URGENT CARE - LITTLE ROCK		2	1	33%	3
NC STATE LABORATORY OF PUBLIC HEALTH		3			3
HELIX URGENT CARE			3	100%	3
Fort Gaines Health and Rehab		3			3
FLORIDA LABORATORY ANALYSIS, LLC			3	100%	3
ASPEN VALLEY HOSPITAL			3	100%	3
CLINICAL CARE ASSOCIATES, INC			3	100%	3

COVID-19: testing by laboratory

Data through Mar 22, 2021 verified as of Mar 23, 2021 at 09:25 AM

Data in this report are provisional and subject to change.

The numbers in the table below represent the number of Florida and non-Florida residents for whom test results were received by the Department of Health. A person can be tested by more than one laboratory and can have both positive and negative results. **Therefore, the sum of the numbers in each column will be larger than the total number of people tested.**

Reporting lab	Inconclusive	Negative	Positive	Percent positive	Total
COMPLETE FAMILY CARE, LLC/UNIVERSITY OF SAINT MARY		3			3
CTRS			3	100%	3
ACCESS HEALTH CARE		2	1	33%	3
QUALITY LABORATORY SERVICE		2	1	33%	3
STEAMBOAT EMERGENCY CENTER			3	100%	3
ADVENT HEALTH MEDICAL GROUP		3			3
MINUTECLINIC DIAGNOSTIC OF NORTH CARO		3			3
OPENTRONS PRL		2	1	33%	3
WEST COCOA PHARMACY			3	100%	3
EXPEDIAN URGENT CARE			3	100%	3
SOLERA SPECIALTY PHARMACY LLC		2	1	33%	3
MEDEXPRESS URGENT CARE- COLUMBIA HEIGH		3			3
BAPTIST PRIMARY CARE FERNANDINA BEACH			3	100%	3
AVANTE INVERNESS		1	2	67%	3
CVS TN7144POCT BARTLETT		3			3
F W HUSTON MEDICAL CENTER SENIOR LIVIN		3			3
NEBRASKA DEPARTMENT OF HEALTH AND HUMAN SERVICES			3	100%	3
COVANCE CLS			3	100%	3
MEDEXPRESS-HOUSTON EAST FWY		1	2	67%	3
OLEAN GENERAL HOSPITAL		3			3
EAST SIDE CLINICAL LABORATORY		2	1	33%	3
CORNERSTONE DRUG AND GIFT INC		3			3
CANOPY PEDIATRICS		3			3
STARLING AT SAN JOSE			3	100%	3
MEDEXPRESS URGENT CARE- ALLISON PARK		1	2	67%	3
CARESPOT-WELLINGTON			3	100%	3
HELIX LW UC		1	2	67%	3
MEDIC INFUSION PA		3			3
CVS NC7548POCT FUQUAY VARINA		2	1	33%	3
INTERNAL MEDICINE AND WOUND CARE SPECIALIST LLC		3			3
TREASURE COAST INFECTIOUS DISEASE CONSULTANTS		1	2	67%	3
ADRIANA M CASTRO MD PA		3			3
NORTH NAPLES HOSPITAL RESPIRATORY THERAPY DEPARTMENT			3	100%	3
NEWSTAR MEDICAL LABORATORIES		3			3
CVS OH2486POCT NILES		1	2	67%	3
LILY'S PROMISE AL#12775		3			3
BROOKDALE OAKBRIDGE		1	2	67%	3
TUFTS MEDICAL CENTER			3	100%	3
OHIO HEALTH DOCTORS HOSPITAL			3	100%	3
Kennedy University Hospital -Wash Twp L		3			3
AZALEALAND NURSING HOME		3			3
WYOMING DEPT OF HEALTH			3	100%	3
MID-FLORIDA PATHOLOGY LLC - MOBILE UNIT # 3		1	2	67%	3
JS HEALTHCARE		2	1	33%	3
CENTRAL JERSEY URGENT CARE OF BROWN MI		3			3
LOYOLA UNIVERSITY MEDICAL CENTER LABORATORY			3	100%	3
DEVANSH LAB WERKS		1	2	67%	3

COVID-19: testing by laboratory

Data through Mar 22, 2021 verified as of Mar 23, 2021 at 09:25 AM

Data in this report are provisional and subject to change.

The numbers in the table below represent the number of Florida and non-Florida residents for whom test results were received by the Department of Health. A person can be tested by more than one laboratory and can have both positive and negative results. **Therefore, the sum of the numbers in each column will be larger than the total number of people tested.**

Reporting lab	Inconclusive	Negative	Positive	Percent positive	Total
Cleveland Clinic Weston			3	100%	3
NYC PUBLIC HEALTH LABS			3	100%	3
PEDIATRICS AND ADOLESCENT MEDICINE		2	1	33%	3
CVS AZ5026POCT MESA		3			3
DELAWARE PUBLIC HEALTH LABORATORY		1	2	67%	3
ST LUKES HOSPITAL LABORATORY		2	1	33%	3
FELICIDAD MEDICAL CENTER INC			3	100%	3
MT CARMEL PHARMACY INC		3			3
ALLIANCE FOR MULTISPECIALTY RESEARCH		3			3
TMH PHYSICIAN PARTNERS BLOUNTSTOWN			3	100%	3
Greystone Health Care Center		3			3
LRHS Florida Poly Tech		3			3
MURFREESBORO MEDICAL CLINIC		3			3
CORMEUM LAB SERVICES, LLC			3	100%	3
MEDEXPRESS URGENT CARE GREENSBURG		2	1	33%	3
MEDICAL CITY DALLAS HOSPITAL			3	100%	3
PROPATH			3	100%	3
ALLIED PHYSICIANS GROUP PLLC		3			3
SAVANNAH COVE		3			3
LAHEY CLINIC MEDICAL CENTER			3	100%	3
MEDEXPRESS URGENT CARE, BELLE VERNON		3			3
AMI ST FRANCIS HOSPITAL LABORATORY		2	1	33%	3
CCRX OF NORTH CAROLINA, LLC		2	1	33%	3
BARONESS ERLANGER HOSPITAL		3			3
Kroger 768 - The Little Clinic Leestown Rd		2	1	33%	3
UNITY HEALTH AND REHABILITATION CENTER			3	100%	3
CVS OH2518POCT COLUMBUS		2	1	33%	3
CONCENTRA - PLANTATION		3			3
MEDEXPRESS URGENT CARE-ARLINGTON		2	1	33%	3
WHITE EARTH IHS MAIN LAB		3			3
TIEHH BIOTERRORISM RESPONSE LAB			3	100%	3
MEDICAL CENTER OF CENTRAL GEORGIA			3	100%	3
NEMOURS CHILDRENS PRIMARY CARE MAITLAND			3	100%	3
TIFTON CARECONNECT URGENT CARE			3	100%	3
CVS GA5637POCT VILLA RICA		3			3
ENCOMPASS HEALTH REHABILITATION OF ALTAMONTE			3	100%	3
LEESBURG COMMUNITY HEALTH CENTERS			3	100%	3
NATURE COAST PRIMARY CARE LAB LLC			3	100%	3
HEALGEN SCIENTIFIC			3	100%	3
Kroger 592 - The Little Clinic Alexander Plaza		2	1	33%	3
Rosedale Green		3			3
CUMBERLAND MEDICAL CENTER INC		3			3
IMMERSION RESIDENTIAL LLC			3	100%	3
MEDEXPRESS URGENT CARE - WILKES BARRE		2	1	33%	3
NYU WINTHROP LABORATORY		3			3
NASSAU COUNTY HEALTH DEPARTMENT-FERNANDINA BEACH C		3			3
CVS MINUTE CLINIC DIAGNOSTIC MED GRP		3			3

COVID-19: testing by laboratory

Data through Mar 22, 2021 verified as of Mar 23, 2021 at 09:25 AM

Data in this report are provisional and subject to change.

The numbers in the table below represent the number of Florida and non-Florida residents for whom test results were received by the Department of Health. A person can be tested by more than one laboratory and can have both positive and negative results. **Therefore, the sum of the numbers in each column will be larger than the total number of people tested.**

Reporting lab	Inconclusive	Negative	Positive	Percent positive	Total
Westside Terrace		3			3
THE OASIS BEACHSIDE		3			3
MEDEXPRESS URGENT CARE-CHIPPEWA		2	1	33%	3
PARADISE VILLA ALF INCORPORATED		3			3
ADVANCED MEDICAL RESEARCH CENTER LLC			3	100%	3
CVS MA1095POCT AMHERST		3			3
VA PRIMARY CARE ANNEX			3	100%	3
MPG JACKSONVILLE ATLANTIC BLVD		1	2	67%	3
MINUTECLINIC, LLC (CLINIC 10928)		3			3
URGENT DOC - URGENT CARE CLINIC			3	100%	3
Medilodge of Montrose		3			3
MARYLAND STATE DEPT OF HEALTH	2		1	33%	3
SEACOAST PATHOLOGY PROFESSIONAL ASSOC		3			3
SCIENTIFIC LABORATORY DIVISION			3	100%	3
SHANDS AT LAKE SHORE LAB		1	2	67%	3
DEPARTMENT OF HEALTH AND HUMAN SERVICES DIVISION OF BEHAVIORAL HEALTH		1	2	67%	3
MEDEXPRESS URGENT CARE - FORT SMITH		3			3
THE PATHOLOGY LABORATORY		1	2	67%	3
MOBIL LAB FOR ALL INC		3			3
BROOKDALE SENIOR LIVING			3	100%	3
CVS IN6605POCT INDIANAPOLIS		2	1	33%	3
VELOCITY CARE			3	100%	3
NORTH CAROLINA DEPT OF HEALTH & HUMAN SRVCS STATE LAB OF PUBLIC HEALTH			3	100%	3
US SPECIALTY LABS			3	100%	3
PANCARE HEALTH - FRANKLIN CO			3	100%	3
BAPTIST PRIMARY CARE, INC.		2	1	33%	3
CENTURY LINK SPORTS COMPLEX			3	100%	3
ALABAMA DEPT PUBLIC HEALTH			3	100%	3
SMOKY MOUNTAIN URGENT CARE AND FAMILY MEDICINE CENTER			3	100%	3
HIALEAH SHORES NURSING AND		2	1	33%	3
HEPATOLOGY DIAGNOSTIC LAB			3	100%	3
John Knox Manor Inc II		2	1	33%	3
Lakeview Village		3			3
SURETOX LABORATORY LLC		2	1	33%	3
ONSLOW MEMORIAL HOSPITAL LABORATORY		3			3
SERENADES BY SONATA		1	2	67%	3
FAMILY TREE MEDICAL GROUP PA		2	1	33%	3
Georgiana Health and Rehabilitation, LLC		3			3
24TH WEAPONS OF MASS DESTRUCTION - CIVIL SUPPORT		3			3
GULF COAST IMMEDIATE CARE CENTER		1	2	67%	3
MINUTECLINIC DIAGNOSTIC OF WISCONSIN,		3			3
HALIFAX HEALTH CARE FOR WOMEN		3			3
CVS MA1006POCT BROCKTON		3			3
RUSSELL SAGE COLLEGE WELLNESS CENTER		3			3
HEALTHQUEST, INC		2	1	33%	3
WELLMED AT APOLLO BEACH BLVD		1	2	67%	3
Wynfield Park Health and Rehabilitation		3			3

COVID-19: testing by laboratory

Data through Mar 22, 2021 verified as of Mar 23, 2021 at 09:25 AM

Data in this report are provisional and subject to change.

The numbers in the table below represent the number of Florida and non-Florida residents for whom test results were received by the Department of Health. A person can be tested by more than one laboratory and can have both positive and negative results. **Therefore, the sum of the numbers in each column will be larger than the total number of people tested.**

Reporting lab	Inconclusive	Negative	Positive	Percent positive	Total
ACL LABORATORIES INDUSTRIAL TOXICOLOGY			3	100%	3
DEPARTMENT OF HEALTH AND ENVIRONMENTAL CONTROL			3	100%	3
OPP HEALTH AND REHABILITATION		3			3
MONTANA PUBLIC HEALTH LAB			3	100%	3
Kroger 627 - The Little Clinic Castleberry		2	1	33%	3
COVENANT PEDIATRICS		1	2	67%	3
WALGREENS #07502		3			3
SARASOTA PERSONAL MEDICINE		2	1	33%	3
GREENTREE MEDICAL CENTER			3	100%	3
INTERCOASTAL FAMILY PRATICE		1	2	67%	3
HARBORCHASE OF STUART			3	100%	3
NORTHWEST FLORIDA CLINICAL LAB		1	2	67%	3
LOCH HAVEN PEDIATRICS			3	100%	3
CGH MEDICAL CENTER			3	100%	3
AFFORDABLE PRIMARY CARE LLC		3			3
ALOHA HOME CARE LLC DBA ACCENTCARE HOME HEALTH OF		3			3
EVERGREEN WOODS HEALTH & REHAB CENTER		2	1	33%	3
CROSSVILLE MEDICAL GROUP		1	2	67%	3
VA OUTPATIENT CLINIC-NEW PORT RICHEY			3	100%	3
ADVENTHEALTH MEDICAL GROUP PEDIATRICS AT APOPKA		3			3
ELITE PRIMARY CARE OF WAYCROSS			3	100%	3
SENTARA NORFOLK GENERAL HOSPITAL CENTRAL LAB			3	100%	3
MARRA'S PHARMACY		3			3
RICHMOND CITY DEPARTMENT OF PUBLIC HEALTH			3	100%	3
ESTERO FIRE RESCUE		3			3
MANORCARE NURSING & REHABILITATION CENTER-NAPLES		3			3
SUN TERRACE HEALTH CARE CENTER			3	100%	3
BRANDON REGIONAL EMERGENCY CTR			3	100%	3
TAMPA		1	2	67%	3
CROWNE HEALTH CARE OF FORT PAYNE		2	1	33%	3
HARBORCHASE OF GAINESVILLE			3	100%	3
CARECENTER PHARMACY, LLC		3			3
NORTH BROWARD HOSPITAL DISTRICT HEALTHCARE FOR THE HOMELESS			3	100%	3
EAST NAPLES PEDIATRICS			3	100%	3
PARRISH MEDICAL CENTER-WAIVED TESTING		3			3
SUPER HEALTH PHARMACY LLC		3			3
SUNCOAST COMMUNITY HEALTH CENTERS INC		2	1	33%	3
BRIGHAM AND WOMEN'S HOSPITAL			3	100%	3
MINUTECLINIC DIAGNOSTIC OF VIRGINIA, LLC		3			3
CVS PA2687POCT EXTON		3			3
MEDICAL SERVICES OF AMERICA HOME HEALTH		3			3
COVID PROCESSING SITE			3	100%	3
SOFTCELL L-FORM LABORATORIES, LLC			3	100%	3
CVS MINUTE CLINIC DIAGNOSTIC MED GRP OF CAL		3			3
MC DIAGNOSTIC OF CONNECTICUT, PC #114		3			3
SANFORD MOBILE LAB			3	100%	3
CVS KS676POCT LAWRENCE		2	1	33%	3

COVID-19: testing by laboratory

Data through Mar 22, 2021 verified as of Mar 23, 2021 at 09:25 AM

Data in this report are provisional and subject to change.

The numbers in the table below represent the number of Florida and non-Florida residents for whom test results were received by the Department of Health. A person can be tested by more than one laboratory and can have both positive and negative results. **Therefore, the sum of the numbers in each column will be larger than the total number of people tested.**

Reporting lab	Inconclusive	Negative	Positive	Percent positive	Total
PINELLAS PARK HEALTH CENTER - PINELLAS CHD		1	2	67%	3
St. Josephs Hospital		1	2	67%	3
BROOME COUNTY HEALTH DEPARTMENT		2	1	33%	3
320 S TRANSIT ST		3			3
WAL-MART STORES EAST LP		2	1	33%	3
SOUTH LAKE FAMILY HEALTH CENTER			3	100%	3
IOWA DEPARTMENT OF PUBLIC HEALTH			3	100%	3
MEDEXPRESS URGENT CARE, LANCASTER WEST		2	1	33%	3
FIRST PHYSICIANS GROUP - LORRAINE CORNERS		3			3
URGENT CARE OF THE SMOKIES			3	100%	3
BRENTWOOD SENIOR LIVING AT ST PETE			3	100%	3
COL CROSSROAD		1	2	67%	3
MINUTECLINIC DIAGNOSTIC OF OHIO #5060		3			3
CVS CA9803POCT RIVERSIDE		3			3
CVS NJ715POCT WAYNE		3			3
HAVEN CUSTEAD CARE CENTER			3	100%	3
LEE CONVENIENT CARE AT SUMMERLIN			3	100%	3
WEST TN HEALTH MED NORTH		3			3
CVS IN6757POCT COLUMBUS		3			3
MEDEXPRESS URGENT CARE - TOPEKA, SW WANAMAKER RD		3			3
SOUTH MIAMI HOSPITAL			3	100%	3
MUNSON MEDICAL CENTER			3	100%	3
CORTLAND COUNTY HEALTH DEPARTMENT		3			3
MARTHA A PRICE MD PA		1	2	67%	3
LUCID LABORATORY SERVICES		3			3
LB Broen Home		3			3
WALGREENS NO 19542		3			3
SOUTH COUNTY MENTAL HEALTH CENTER INC			3	100%	3
CVS TX3292POCT WYLIE		3			3
MINUTECLINIC DIAGNOSTIC OF OHIO #6139		3			3
ADVENTHEALTH MEDICAL GROUP ADULT AND SENIOR HEALTH			3	100%	3
VICAR'S LANDING NURSING HOME		2	1	33%	3
ORCHID COVE DAYTONA			3	100%	3
MINUTECLINIC LLC #5176			3	100%	3
MID FLORIDA CLINICAL LABORATORY		2	1	33%	3
Grandview Health Care Center		3			3
TERRACE OF ST CLOUD, THE		2	1	33%	3
Broadview Multi-Care Center		3			3
ESCO DRUG CO INC		3			3
SPARROW CENTRAL LAB			3	100%	3
PICHARDO CLINIC, THE		1	2	67%	3
CAMPAZZI CONCIERGE MEDICAL SERVICES		2	1	33%	3
CHIEFLAND MEDICAL CENTER LLC			3	100%	3
VIRGINIA DIVISION OF CONSOLIDATED LABORATORIES			3	100%	3
FLORIDA HOSPITAL PHYSICIANS GROUP		1	2	67%	3
MARION COUNTY FIRE RESCUE		3			3
BAPTIST OUTPATIENT SERVICES			3	100%	3

COVID-19: testing by laboratory

Data through Mar 22, 2021 verified as of Mar 23, 2021 at 09:25 AM

Data in this report are provisional and subject to change.

The numbers in the table below represent the number of Florida and non-Florida residents for whom test results were received by the Department of Health. A person can be tested by more than one laboratory and can have both positive and negative results. **Therefore, the sum of the numbers in each column will be larger than the total number of people tested.**

Reporting lab	Inconclusive	Negative	Positive	Percent positive	Total
EXETER HOSPITAL		3			3
FRESENIUS KIDNEY CARE			3	100%	3
PRISMA HEALTH MIDLANDS			3	100%	3
SUMMIT MEDICAL GROUP – WEST ORANGE		3			3
JUPITER INTERNAL MEDICINE AND ASSOCIATES			3	100%	3
BAYSIDE URGENT CARE CENTER INC			3	100%	3
LIFE CARE CENTER OF SKAGIT VALLEY		3			3
Maryfield Inc. dba Pennybyrn		3			3
TAYLOR MANOR		1	2	67%	3
INTERNAL MEDICINE & PEDIATRICS WELLNESS CENTER			3	100%	3
PEDIATRICS BY THE SEA JOG RD OFFICE			3	100%	3
SINAI POST ACUTE NURSING AND REHAB CE		3			3
MEDEXPRESS URGENT CARE NORWIN		3			3
APEX CLINICAL LABORATORIES INC		3			3
SKR MEDICAL ADVISORS		3			3
COMMUNITY HEALTH CENTERS INC			3	100%	3
REGIONAL MEDICAL CENTER BAYONET POINT			3	100%	3
Sears Coastal Nursing and Rehab		3			3
DOUGLASVILLE NURSING AND REHABILITATIO		3			3
CVS TX8322POCT AUSTIN		3			3
NHC HealthCare Anniston		3			3
BLACKWATER RIVER			3	100%	3
CVS IL2798POCT CHICAGO		1	2	67%	3
TRUE HEALTH – LAKE UNDERHILL		3			3
CVS NJ837POCT MARLTON		3			3
FLORIDA MENTOR-POINT WEST CLUSTER		3			3
MARINA ISLE ASSISTED LIVING		3			3
MEDICAL CENTER OF THE ROCKIES			3	100%	3
MERCY HOSPITAL			3	100%	3
CENTRAL DUPAGE HOSPITAL			3	100%	3
Bainbridge Health and Rehab		3			3
FLORIDA GASTROENTEROLOGY ASSOCIATES PA		3			3
PUBLIC HEALTH TRUST OF MIAMI DADE COUNTY			3	100%	3
LPG PEDIATRICS AT LEHIGH ACRES		2	1	33%	3
ADVENTHEALTH SEBRING- INFECTION CONTROL DEPARTMENT			3	100%	3
ANN STORCK CENTER INC		3			3
NHC HealthCare, Cookeville		3			3
DOCTORS HOSPITAL RENAISSANCE			3	100%	3
ORLANDO AIRPORT DIALYSIS		3			3
CROSSROADS URGENT CARE PLLC		3			3
MINUTECLINIC DIAG OF IND, LLC #5369		2	1	33%	3
FLORIDA HOSPITAL LABORATORIES		3			3
CAPTIAL REGIONAL MEDICAL CENTER			3	100%	3
CVS TX2876POCT PROSPER		3			3
NORTH DAKOTA DEPT OF HEALTH MICROBIOLOGY		1	2	67%	3
GO PATH LABORATORIES			3	100%	3
MINUTE-CLINIC DIAGNOSTIC OF VIRGINIA, LLC #3949		3			3

COVID-19: testing by laboratory

Data through Mar 22, 2021 verified as of Mar 23, 2021 at 09:25 AM

Data in this report are provisional and subject to change.

The numbers in the table below represent the number of Florida and non-Florida residents for whom test results were received by the Department of Health. A person can be tested by more than one laboratory and can have both positive and negative results. **Therefore, the sum of the numbers in each column will be larger than the total number of people tested.**

Reporting lab	Inconclusive	Negative	Positive	Percent positive	Total
UHEALTH JACKSON URGENT CARE - CUTLER BAY		1	2	67%	3
MEDEXPRESS URGENT CARE - BECKLEY		1	2	67%	3
Magnolia Health and Rehab Center			3	100%	3
AKRON GENERAL MEDICAL CENTER MAIN		3			3
MIDWAY SPECIALTY CARE RX LLC		1	2	67%	3
MINUTECLINIC, LLC #05814		3			3
CVS GA2279POCT SUWANEE		3			3
MINUTECLINIC DIAGNOSTIC OF NEW MEXICO LLC #7552		3			3
EASTMAN HEALTHCARE & REHAB		3			3
BOSTON MEDICAL CENTER			3	100%	3
MED FUSION			3	100%	3
MEDEXPRESS URGENT CARE - ANDERSON		3			3
COASTAL SKIN SURGERY AND DERMATOLOGY PL		3			3
CARENOW-ATASCOCITA			3	100%	3
DOCTORS OFFICE OF NEW JERSEY		3			3
CVS IL3163POCT OAK PARK		3			3
BETTERMED URGENT CARE			3	100%	3
HELIX MEDICAL CENTERS		1	2	67%	3
SCHIFF CENTER FOR LIVER DISEASES		1	2	67%	3
HOMELAND CENTER		3			3
FIRST CARE - MIDDLESBORO			3	100%	3
MEDEXPRESS URGENT CARE - RICHMOND, W BROAD ST		3			3
PROHEALTH PRIMARY CARE - GLEN OAKS		3			3
ROANE MEDICAL CENTER		2	1	33%	3
CVS RI326POCT NORTH SMITHFIELD		3			3
NORTHERN LIGHT LABORATORY		1	2	67%	3
DOCTOR 4 U CLINIC		1	2	67%	3
LEESBURG REGIONAL MEDICAL CENTER URGENT CARE			3	100%	3
Kroger 758 - The Little Clinic Providence		3			3
TARRANT COUNTY PUBLIC HEALTH		3			3
SEMINOLE FAMILY HEALTH CENTER		3			3
BROOKDALE LAKE MARY			3	100%	3
WELLSTAR KENNESTONE HOSPITAL			3	100%	3
JACKSONVILLE PEDIATRICS			3	100%	3
CVS PA1657POCT YORK		2	1	33%	3
Kroger 387 - The Little Clinic Hubbards Lane		3			3
IAN C BOYKIN MD		2	1	33%	3
MONTEFIORE MEDICAL CENTER LABS MONTEFIORE		2	1	33%	3
CLEARWATER		2	1	33%	3
ST LUCIE COUNTY HEALTH DEPARTMENT		2	1	33%	3
CVS SC5471POCT LEXINGTON		2	1	33%	3
Englewood Health and Rehab			3	100%	3
MAYO		1	2	67%	3
OHIO DEPARTMENT OF HEALTH LABORATORY		2	1	33%	3
BNC Medical Investors, LLC Berrien Nursing & Rehabilitation Center		3			3
RAPID CITY RUGENT CARE			3	100%	3
Marian Manor, Inc		3			3

COVID-19: testing by laboratory

Data through Mar 22, 2021 verified as of Mar 23, 2021 at 09:25 AM

Data in this report are provisional and subject to change.

The numbers in the table below represent the number of Florida and non-Florida residents for whom test results were received by the Department of Health. A person can be tested by more than one laboratory and can have both positive and negative results. **Therefore, the sum of the numbers in each column will be larger than the total number of people tested.**

Reporting lab	Inconclusive	Negative	Positive	Percent positive	Total
ADVICE FOR OPTIMAL WELLNESS, INC			3	100%	3
CALLE OCHO DIALYSIS			3	100%	3
ORLANDO REGIONAL HEALTH SERVICES		1	2	67%	3
CLINICA HISPANIA			3	100%	3
TAMPA INTERNATIONAL AIRPORT			3	100%	3
NEMOURS CHILDRENS PRIMARY CARE HORIZON WEST			3	100%	3
MANATEE URGENT CARE LLC			3	100%	3
Kroger 093 - The Little Clinic Stapleton		2	1	33%	3
NOVANT HEALTH PRESBYTERIAN		2	1	33%	3
CELEBRATION PRIMARY CARE ASSOCIATES LLC		3			3
ADVANCED URGENT CARE CENTER OF THE UPPER KEYS		1	2	67%	3
PATHOLOGY REFERENCE LAB LLC			3	100%	3
AFC URGENT CARE/FARRAGUT			3	100%	3
WALGREENS_COCONUT CREEK		3			3
2412 LEBANON PIKE		2	1	33%	3
SIGNATURE CARE PFLUGERVILLE			3	100%	3
CVS M05727POCT PLATTE CITY		3			3
ADVANCED HEART CARE OF SOUTH FLORIDA		3			3
MINUTECLINIC, LLC #05891		2	1	33%	3
SKIPPACK MEDICAL LAB			3	100%	3
GREATER MOBILE URGENT CARE – SPRINGHILL			3	100%	3
EXCEL URGENT CARE OF NJ, LLC		1	2	67%	3
SOFTLAB			3	100%	3
MINUTECLINIC #788		3			3
CVS AZ1720POCT QUEEN CREEK		3			3
HOUSTON METHODIST HOSPITAL			3	100%	3
CVS M010151POCT SPRINGFIELD		2	1	33%	3
Village on the Green			3	100%	3
HOPE HEALTH CARE, LLC		3			3
CVS MA2401POCT MARSHFIELD		3			3
MINUTE CLINIC DIAGNOSTIC OF VIRGINIA, LLC #6292		3			3
CARENOW-LEBANON		1	2	67%	3
BRADENTON PHYSICIAN MEDICAL CENTER			3	100%	3
ERIE COUNTY PUBLIC HEALTH CLINICAL		3			3
CVS MA1845POCT WILMINGTON		2	1	33%	3
LEE MEMORIAL HOSPITAL BLOOD GAS LAB			3	100%	3
NEW YORK STATE DEPARTMENT OF HEALTH		1	2	67%	3
HARBOUR'S EDGE		2	1	33%	3
COOPER UNIVERSITY HOSPITAL LABORATORY		2	1	33%	3
CVS M04850POCT SPRINGFIELD		3			3
MINUTECLINIC DIAGNOSTIC PA #3344		3			3
LITTLE SPURS PEDIATRIC URGENT CARE		1	2	67%	3
VIRGINIA DEPARTMENT OF HEALTH DIVISION OF			3	100%	3
GONZALEZ MD AND ASWAD MD HEALTH SERVICES			3	100%	3
SCRIPPS CLINIC MEDICAL			3	100%	3
MEDEXPRESS URGENT CARE-CLOQUET		3			3
LEGACY ER AND URGENT CARE			3	100%	3

COVID-19: testing by laboratory

Data through Mar 22, 2021 verified as of Mar 23, 2021 at 09:25 AM

Data in this report are provisional and subject to change.

The numbers in the table below represent the number of Florida and non-Florida residents for whom test results were received by the Department of Health. A person can be tested by more than one laboratory and can have both positive and negative results. **Therefore, the sum of the numbers in each column will be larger than the total number of people tested.**

Reporting lab	Inconclusive	Negative	Positive	Percent positive	Total
SSM HEALTH ST LOUIS MICROBIOLOGY LABORATORY		1	2	67%	3
ADVENT HEALTH - CENTRAL PASCO ER			3	100%	3
YORK HOSPITAL - LABORATORY			3	100%	3
MEDEXPRESS URGENT CARE, HERMITAGE		1	2	67%	3
BOLING, STEPHANIE		3			3
SPRING LAKE REHABILITATION CENTER			3	100%	3
NORTH SHORE HOSP. INFECTION CONTROL			3	100%	3
MOUNT SINAI AVENTURA DIAGNOSTIC CENTER			3	100%	3
GUTHRIE CORNING HOSPITAL LABORATORY		3			3
MEDEXPRESS URGENT CARE, CHAMBERSBURG		2	1	33%	3
STARMED FAMILY & URGENT CARE			3	100%	3
MENORAH MANOR			3	100%	3
NEW YORK PHYSICIANS LLP		3			3
BEEBE MEDICAL CENTER LABORATORY		3			3
BLACK STALLION WALK IN AND EXERCISE CLINICS LLC		1	2	67%	3
CVS PA7611POCT ALLISON PARK		3			3
PREMIER FAMILY AND SPORTS MEDICINE		2	1	33%	3
SUNDALE NURSING HOME		3			3
HEARTLAND - CHARLESTON OF HANAHAN SC,		3			3
MINUTE CLINIC LLC #1909		3			3
CVS IL4778POCT EVANSTON		3			3
FHPG TAMPA PRIMARY CARE			3	100%	3
LEXINGTON MEDICAL CENTER		1	2	67%	3
AUSTIN PUBLIC HEALTH			3	100%	3
LAKESIDE HOSPITAL BELLE GLADE			3	100%	3
MEDEXPRESS URGENT CARE - WHEELING		2	1	33%	3
COMMUNICABLE DISEASE CONTROL/PUBLIC HEALTH EMERGENCY PREPAREDNESS			3	100%	3
ST. PETERSBURG PEDIATRICS- 38TH AVENUE			3	100%	3
INSPIRA MEDICAL CENTER VINELAND LAB		2	1	33%	3
MALABAR FAMILY PRACTICE		1	2	67%	3
SISD EMPLOYEE HEALTH CLINIC			3	100%	3
LAURELLWOOD NURSING CENTER		1	2	67%	3
CVS GA5622POCT DALLAS		2	1	33%	3
MEADOWS AT CYPRESS GARDENS, THE		3			3
OPTUM PRIMARY CARE - SILVER LAKES			3	100%	3
ST. LUKE'S HOSPITAL - BETHLEHEM CAMPUS		1	2	67%	3
Kroger 571 - The Little Clinic Hendersonville		1	2	67%	3
LIVINGSTON COUNTY DEPT OF HEALTH REPRO			3	100%	3
ALLIANCE LABS @LRMC			3	100%	3
MEDFUSION		2	1	33%	3
GYN PATH SERVICES			3	100%	3
HILLVIEW LABORATORY			3	100%	3
MEDEXPRESS URGENT CARE - EWING		2			2
UK HEALTHCARE			2	100%	2
HARRINGTON PARK HEALTH AND REHAB		2			2
CVS AZ9290POCT PHOENIX		2			2
PRECISION DIAGNOSTIC INC		2			2

COVID-19: testing by laboratory

Data through Mar 22, 2021 verified as of Mar 23, 2021 at 09:25 AM

Data in this report are provisional and subject to change.

The numbers in the table below represent the number of Florida and non-Florida residents for whom test results were received by the Department of Health. A person can be tested by more than one laboratory and can have both positive and negative results. **Therefore, the sum of the numbers in each column will be larger than the total number of people tested.**

Reporting lab	Inconclusive	Negative	Positive	Percent positive	Total
Piney Grove Nursing and Rehabilitation Center		2			2
CVS OH4499POCT LYNDHURST		2			2
BOSTON PUBLIC HEALTH COMMISSION			2	100%	2
AHC Forest cove		2			2
FLORIDA DEPARTMENT OF HEALTH (FDOH)			2	100%	2
MEDEXPRESS URGENT CARE - SPRINGDALE, S 40TH STREET		2			2
BELLIN HOSPITAL			2	100%	2
MID-FLORIDA HEMATOLOGY AND ONCOLOGY CENTERS		2			2
NAVAL MEDICAL CENTER			2	100%	2
Buena Vista Care Center		2			2
SOUTH DAKOTA DEPARTMENT OF HEALTH		2			2
HOLY FAMILY MEDICAL CENTER		1	1	50%	2
Kroger 686 - The Little Clinic Farragut		2			2
VITAL CARE CLINIC, LLC			2	100%	2
Walgreens #9890		2			2
SCIENTIFIC LABORATORY COMPANY		2			2
UWMC MONTLAKE DEPT OF LAB MED			2	100%	2
MANASOTA PEDIATRICS			2	100%	2
Imboden Creek Living Center		2			2
NEW BRIDGE MEDICAL CENTER		2			2
JACKSON LABORATORY OF GENOMIC MEDICINE		2			2
EXPRESS CARE WALK-IN CLINIC			2	100%	2
MAWD PATHOLOGY GROUP			2	100%	2
BLOSSOMS ASSISTED LIVING 1 LLC			2	100%	2
RURAL/METRO MIDSOUTH,		2			2
BIOMAT USA			2	100%	2
ANDERSON COUNTY HOSPITAL			2	100%	2
ROBERTS WESLEYAN COLLEGE HEALTH CENTE		2			2
Cedar Valley Nursing & Rehab Center		2			2
HAILE MEDICAL GROUP PA		2			2
ACCESS LABORATORIES LLC			2	100%	2
Kroger 853 - The Little Clinic East Broad Street		2			2
Jackson Health Care Facility			2	100%	2
ORLANDO LUTHERAN TOWERS		1	1	50%	2
CVS MI8091POCT FRASER		2			2
CVS SC2497POCT LEXINGTON		2			2
VIRGINIA DEPT OF HEALTH OFFICE OF EPIDEMIOLOGY			2	100%	2
AMERICAN RESEARCH CENTERS OF FLORIDA			2	100%	2
NORTH COUNTRY FAMILY HEALTH CENTER INC		2			2
BLUEWATER TOXICOLOGY			2	100%	2
Manorcare Health Services West Reading North		2			2
Tidelands Health Rehabilitation Hospital			2	100%	2
Robert Cranfield			2	100%	2
SOUTH BEND MEDICAL FOUNDATION			2	100%	2
ATLAS GENOMICS			2	100%	2
CONCENTRA - PLANT CITY		2			2
Huntington Health Care and Rehabilitation Center		2			2

COVID-19: testing by laboratory

Data through Mar 22, 2021 verified as of Mar 23, 2021 at 09:25 AM

Data in this report are provisional and subject to change.

The numbers in the table below represent the number of Florida and non-Florida residents for whom test results were received by the Department of Health. A person can be tested by more than one laboratory and can have both positive and negative results. **Therefore, the sum of the numbers in each column will be larger than the total number of people tested.**

Reporting lab	Inconclusive	Negative	Positive	Percent positive	Total
Kroger 745 - The Little Clinic Somerset		2			2
ASANTE THREE RIVERS MEDICAL CENTER LAB		2			2
VALLEY BAPTIST MEDICAL CENTER: BROWNSVILLE			2	100%	2
UTMB PATHOLOGY CLINICAL SERVICES LABORATORY			2	100%	2
CHRISTUS SPOHN HOSPITAL			2	100%	2
NORTON IMMEDIATE CARE CENTER - PRESTON			2	100%	2
LAKEVIEW HEALTH CARE SYSTEM LLC			2	100%	2
CAREWELL JW - WORCESTER LNC			2	100%	2
GIGI WOOD DAVIS DO-FAMILY MEDICINE		2			2
MASSACHUSETTS DEPARTMENT OF HEALTH			2	100%	2
DESERT HOSPITAL/CPHU CLINICAL LABORATORY			2	100%	2
COASTAL MEDICAL LAB			2	100%	2
St. Luke's Care Center		2			2
SHERIDAN AT HOBE SOUND, THE			2	100%	2
MINUTECLINIC DIAGNOSTIC OF KANSAS, PC		2			2
CVS OH4300POCT STRONGSVILLE		2			2
MARCO ISLAND MEDICAL CENTER			2	100%	2
LEGACY LABORATORY SERVICES			2	100%	2
DASCENA LAB			2	100%	2
CHILDREN'S MEDICAL CENTER-EAST ORLANDO			2	100%	2
JACKSONVILLE VA OPC			2	100%	2
AFC/DOCTORS EXPRESS NORTH BERGEN		2			2
TMH EC NORTHEAST LABORATORY			2	100%	2
LABCORP OF AMERICA HOLDINGS		1	1	50%	2
CVS PHARMACY			2	100%	2
CITRUS DERMATOLOGY			2	100%	2
MARLBORO URGENT CARE		2			2
SARASOTA IMMEDIATE CARE			2	100%	2
ACKERMAN CANCER CENTER		2			2
PLASMA MED RESEARCH DBA		2			2
AMICUS MEDICAL CENTER LLC			2	100%	2
Cortland Acres Association		2			2
CVS NC3514POCT STANLEY		2			2
CEDARS-SINAI MEDICAL CENTER			2	100%	2
THE FOUNTAIN AT BOCA CIEGA BAY		2			2
FHCP ASC - ORANGE CITY			2	100%	2
PEACEHEALTH CENTRAL		2			2
Crowne Health Care of Mobile		2			2
Kroger 101 - The Little Clinic Hill Top		2			2
ASSOCIATES IN UROGYNECOLOGY MD LLC		2			2
ASANTE ROGUE REGIONAL MEDICAL CENTER L		2			2
MEDEXPRESS URGENT CARE - CEDAR KNOLLS		2			2
MINUTECLINIC DIAGNOSTIC, PA		2			2
NIAGARA APOTHECARY INC		2			2
CARENOW LENEXA			2	100%	2
Kroger 096 - The Little Clinic Orchard and Holly		2			2
HOME CARE PHARMACY OF PALM COAST INC		2			2

COVID-19: testing by laboratory

Data through Mar 22, 2021 verified as of Mar 23, 2021 at 09:25 AM

Data in this report are provisional and subject to change.

The numbers in the table below represent the number of Florida and non-Florida residents for whom test results were received by the Department of Health. A person can be tested by more than one laboratory and can have both positive and negative results. **Therefore, the sum of the numbers in each column will be larger than the total number of people tested.**

Reporting lab	Inconclusive	Negative	Positive	Percent positive	Total
FASTCARE LLC			2	100%	2
MAJESTIC OAKS			2	100%	2
MEMORIAL HOSPITAL WEST			2	100%	2
WARE EXPRESS CARE			2	100%	2
GOLDSTEIN			2	100%	2
SUMMIT URGENT CARE PS			2	100%	2
ADVENTHEALTH EAST ORLANDO EMPLOYEE CLINIC		2			2
DALLAS VA MEDICAL CENTER - VA NORTH TEXAS HEALTH CARE SYSTEM			2	100%	2
CVS CA9606POCT TEMECULA		2			2
AMEDISYS HOME HEALTH OF GREENVILLE			2	100%	2
KR AT COLLEGE HARBOR		2			2
PALM BEACH DIABETES & ENDOCRINE SPECIALISTS PA			2	100%	2
PALM BAY COMMUNITY OUTPATIENT CLINIC		2			2
MEMORIAL HEALTH UNIVERSITY MEDICAL CENTER			2	100%	2
MEDEXPRESS URGENT CARE - WEXFORD		2			2
RRMC CREEKSIDE LAB		2			2
DR. G'S URGENT CARE			2	100%	2
MARCO ISLAND HOSPITAL INC D/B/A		1	1	50%	2
PEACE RIVER MEDICAL CENTER		2			2
INTERMOUNTAIN MEDICAL CENTER			2	100%	2
CENTRAL FLORIDA FAMILY HEALTH CENTER		2			2
PEDIATRICS IN NORTH FLORIDA PA			2	100%	2
CVS PA371POCT PHILADELPHIA		2			2
NEW YORK PSYCHIATRIC INSTITUTE		2			2
DOWN HOME MEDICAL			2	100%	2
BAYCARE OUTREACH LAB			2	100%	2
VENETIAN GARDENS		2			2
CVS TX5807POCT PEARLAND		2			2
BAPTIST HEALTH SURGERY CENTER AT NORTHPOINT			2	100%	2
WARD MEMORIAL HOSPITAL		2			2
LINIL VISITING NURSES, INC		2			2
MEDEXPRESS URGENT CARE - ROSS TOWNSHIP		2			2
IN AND OUT URGENT CARE			2	100%	2
PruittHealth Lakehaven		2			2
ACN PHYSICIANS GROUP CORP			2	100%	2
Kroger 647 - The Little Clinic Newnan Crossings		1	1	50%	2
CVS MA1022POCT CAMBRIDGE		2			2
WE CARE HOME HEALTH SOLUTIONS LLC			2	100%	2
VELOCITY URGENT CARE			2	100%	2
CQUENTIA NGS, LLC			2	100%	2
GULF COAST MEDICAL CENTER RESPIRATORY CARE			2	100%	2
HAWAII DEPARTMENT OF HEALTH			2	100%	2
MEDEXPRESS URGEN CARE - EAST BRUNSWICK		2			2
LAKE BALDWIN			2	100%	2
LEHIGH MEDICAL AND RESEARCH CENTER, INC			2	100%	2
NEMOURS CHILDREN'S PRIMARY CARE THE VILLAGES		2			2
SOUTHERN SURGICAL ARTS		2			2

COVID-19: testing by laboratory

Data through Mar 22, 2021 verified as of Mar 23, 2021 at 09:25 AM

Data in this report are provisional and subject to change.

The numbers in the table below represent the number of Florida and non-Florida residents for whom test results were received by the Department of Health. A person can be tested by more than one laboratory and can have both positive and negative results. **Therefore, the sum of the numbers in each column will be larger than the total number of people tested.**

Reporting lab	Inconclusive	Negative	Positive	Percent positive	Total
SOMA MEDICAL CENTER PA #3 GREENACRES			2	100%	2
Church Creek SNF			2	100%	2
CATSKILL REGIONAL MEDICAL CENTER		2			2
CHNJ		2			2
MINUTECLINIC LLC #4449		2			2
RIVERSIDE METHODIST HOSPITAL LAB			2	100%	2
DEPT OF HEALTH			2	100%	2
Lenawee Medical Care Facility		2			2
MANATEE MEMORIAL HOSPITAL CLINICAL LABORATORY			2	100%	2
Workmens Circle Multicare Center		2			2
CLEVELAND CLINIC FLORIDA LABORATORY			2	100%	2
Life Care Center of Elyria		2			2
PTC LABORATORIES			2	100%	2
FLORIDA MEDICAL CLINIC RADIOLOGY DALE MABRY		2			2
BIONIC TECHNOLOGIES CORPORATION			2	100%	2
ASCENSION ST VINCENT'S RIVERSIDE			2	100%	2
PM PEDIATRICS OF BAYSIDE, PLLC - RIVE		2			2
AFC PHYSICIANS OF FLORIDA, PA			2	100%	2
CPL LABS			2	100%	2
MINUTECLINIC MINUTECLINIC #4978		1	1	50%	2
OSF SAINT FRANCIS MEDICAL CENTER			2	100%	2
RENFREW CENTERS INC		2			2
A+ URGENT/PRIMARY CARE			2	100%	2
EASTLAKE MEDICAL CENTER		2			2
EXCUSED ABSENCE PLLC		2			2
GERM BUSTERS 911 LLC			2	100%	2
GRASSY SPRAIN PHARMACY INC		2			2
LEGACY ER & URGENT CARE - FRISCO WEST			2	100%	2
SHANDS JACKSONVILLE CLINICAL CENTER		1	1	50%	2
Kroger 739 - The Little Clinic La Grange Road		2			2
CVS TX7156POCT RICHARDSON		2			2
VISITING PHYSICIANS OF THE TREASURE COAST LLC			2	100%	2
SPRINGFIELD HOSPITAL LABORATORY			2	100%	2
NATIONWIDE LABORATORY SERVICES		1	1	50%	2
SUNBRIDGE CARE & REHAB FOR DECATUR		2			2
FLORIDA PRIMARY CARE CENTER PA		2			2
DURAND SENIOR CARE & REHAB CENTER		2			2
MIDDLEBURG PEDIATRICS			2	100%	2
FIRST CHOICE MEDICAL PC			2	100%	2
URGENT CARE AND SURGERY CENTER			2	100%	2
STUART SURGERY CENTER, LLC			2	100%	2
CRUC CMCH-COVID-19		2			2
Heartland Healthcare Center Boca Raton			2	100%	2
INSPIRIT SENIOR LIVING			2	100%	2
CARELINE PHARMACY AND HEALTHCARE SERVICES		1	1	50%	2
YOUTH AND YOU, INC		2			2
MEASE MANOR MEMORY CARE		2			2

COVID-19: testing by laboratory

Data through Mar 22, 2021 verified as of Mar 23, 2021 at 09:25 AM

Data in this report are provisional and subject to change.

The numbers in the table below represent the number of Florida and non-Florida residents for whom test results were received by the Department of Health. A person can be tested by more than one laboratory and can have both positive and negative results. **Therefore, the sum of the numbers in each column will be larger than the total number of people tested.**

Reporting lab	Inconclusive	Negative	Positive	Percent positive	Total
NEMOURS CHILDREN'S PRIMARY CARE OF VERO BEACH			2	100%	2
Covington Care Nursing and Rehabilitation		2			2
Crestwood Nursing Center		1	1	50%	2
ADVANCE FAMILY PRACTICE LLC			2	100%	2
RAJ K PAI MD PA			2	100%	2
Garden Isle Healthcare and Rehabilitation Center		2			2
PINELLAS CHD - CLEARWATER		1	1	50%	2
JULIE STAATS DO		2			2
BAYSTATE MEDICAL CENTER		1	1	50%	2
The Suites at Western Home Communities		2			2
SOMA MEDICAL CENTER PA #3 PALOMINO			2	100%	2
HELEN HAYES HOSPITAL LABORATORY		2			2
Crowne Health Care of Greenville		2			2
MEDEXPRESS URGENT CARE - BROOKHAVEN		2			2
JUPITER PEDIATRIC ASSOCIATES, PA		1	1	50%	2
KIDSVILLE PEDIATRICS IV PA		1	1	50%	2
LEXINGTON PLACE			2	100%	2
CROSSROADS			2	100%	2
CVS AZ33POCT TEMPE		2			2
MD NOW URGENT CARE MEDICAL CENTERS INC			2	100%	2
CVS MO8581POCT BLUE SPRINGS		1	1	50%	2
GULF COAST REGIONAL MEDICAL CARE		2			2
Walgreens #19019		2			2
SARASOTA MEMORIAL MEDICAL URGENT CARE CENTER			2	100%	2
USCG ABBOTT BINAXNOW		1	1	50%	2
PANCARE HEALTH - SNEADS ELEMENTARY			2	100%	2
ILLINOIS DEPT OF PUBLIC HEALTH LABS			2	100%	2
VETERANS AFFAIRS MEDICAL CENTER - GREATER LOS ANGELES			2	100%	2
POINT OF CARE PRIVATE HEALTH MANAGEMENT			2	100%	2
BMC/JACSONVILLE		1	1	50%	2
AMERICAN MEDICAL LABORATORIES			2	100%	2
MINUTE CLINIC DIAGNOSTIC OF KANSAS PA		2			2
Essex Center for Rehabilitation and Healthcare		2			2
UHEALTH CORAL SPRINGS			2	100%	2
ASCENSION ST MICHAEL'S HOSPITAL LAB		1	1	50%	2
PRIMARY CARE SERVICES AT EDGEWATER		2			2
VA OUTPATIENT PHARMACY			2	100%	2
CVS AZ7263POCT PHOENIX		2			2
CVS OH6185POCT PICKERINGTON		2			2
PENSACOLA MEDICAL CLINIC LLC			2	100%	2
ASHLEY PEDIATRICS			2	100%	2
NORTHSIDE HOSPITAL D/B/A ARTHRITIS		2			2
DOCTORS CARE OF PALM COAST			2	100%	2
Kroger 672 - The Little Clinic Bill Kennedy & Glenwood		2			2
Luther Acres Manor		2			2
TWIN LAKES REHAB & HEALTHCARE		2			2
OAKBRIDGE TERRACE AT SAE			2	100%	2

COVID-19: testing by laboratory

Data through Mar 22, 2021 verified as of Mar 23, 2021 at 09:25 AM

Data in this report are provisional and subject to change.

The numbers in the table below represent the number of Florida and non-Florida residents for whom test results were received by the Department of Health. A person can be tested by more than one laboratory and can have both positive and negative results. **Therefore, the sum of the numbers in each column will be larger than the total number of people tested.**

Reporting lab	Inconclusive	Negative	Positive	Percent positive	Total
Timber Ridge Health Care Center			2	100%	2
FLORIDA SCHOOL FOR THE DEAF & BLIND			2	100%	2
MINUTECLINIC DIAGNOSTIC OF NEVADA-9586		1	1	50%	2
BAPTIST HOSPITAL INTERNAL MEDICINE GULF BREEZE			2	100%	2
HCR MANOR CARE SERVICES OF FLORIDA III INC		2			2
RDX BIOSCIENCE INC			2	100%	2
CARESPOT URGENT CARE		1	1	50%	2
Kroger 412 - The Little Clinic Oxford		2			2
SUNSHINE PHARMACY		2			2
HUMILITY OF MARY HEALTH PARTNERS			2	100%	2
WAKULLA URGENT CARE & DIAGNOSTIC			2	100%	2
JOHN D. ARCHBOLD MEM. HOSPITAL			2	100%	2
UHEALTH CARDIOLOGY			2	100%	2
APPLING NURSING & REHABILITATION PAVIL		2			2
MC DIAGNOSTIC OF CONNECTICUT, PC #252		1	1	50%	2
LIFETIME FAMILY URGENT CARE			2	100%	2
NEMOURS CHILDREN'S URGENT CARE LAKE NONA			2	100%	2
BIOHEALTH MEDICAL LAB INC			2	100%	2
PREMIER MEDICAL LABORATORY			2	100%	2
INTEGRATED REGIONAL LABS			2	100%	2
TRICORE REFERENCE LABORATORY		1	1	50%	2
MEDEXPRESS URGENT CARE - SPRINGFIELD, COOLEY ST		2			2
WEST HOUSTON MEDICAL CENTER			2	100%	2
ROPER HOSPITAL			2	100%	2
University Plaza Rehabilitation and Nursing			2	100%	2
TALLAHASSEE MEMORIAL HEALTHCARE FAMILY MED RESIDENCY			2	100%	2
DMC UNIVERSITY LABORATORIES		1	1	50%	2
BOND COMMUNITY HEALTH CENTER			2	100%	2
CORNERSTONE MEDICAL CARE OF BRANDON		2			2
SAFE PMC		2			2
SOUTHERN TENNESSEE MEDICAL CENTER			2	100%	2
TWELVE OAKS RECOVERY CENTER			2	100%	2
ROCKWALL URGENT CARE			2	100%	2
PROSPECT URGENT CARE			2	100%	2
HPH HOME CARE		1	1	50%	2
FLORIDA CLINICAL LABORATORY INC			2	100%	2
CVS MA969POCT PALMER		2			2
COVANCE			2	100%	2
CHESTERFIELD HEALTHCARE GROUP, INC		2			2
MEDEXPRESS URGENT CARE - BRIDGEVILLE		2			2
ADVENTHEALTH IMAGING PARTIN SETTLEMENT			2	100%	2
BROOKDALE ALTAMONTE SPRINGS			2	100%	2
BAYMEADOWS PRIMARY CARE		2			2
COX HEALTH SOUTH LAB		1	1	50%	2
JRS LABORATORY			2	100%	2
CHAPPEL GROUP RESEARCH, THE		2			2
ALL PEDIATRIC CARE PA			2	100%	2

COVID-19: testing by laboratory

Data through Mar 22, 2021 verified as of Mar 23, 2021 at 09:25 AM

Data in this report are provisional and subject to change.

The numbers in the table below represent the number of Florida and non-Florida residents for whom test results were received by the Department of Health. A person can be tested by more than one laboratory and can have both positive and negative results. **Therefore, the sum of the numbers in each column will be larger than the total number of people tested.**

Reporting lab	Inconclusive	Negative	Positive	Percent positive	Total
BERNHARDT LABORATORIES INC			2	100%	2
BAYLOR COLLEGE OF MEDICINE			2	100%	2
INTERNAL MEDICINE SPECIALISTS MEDICAL GROUP, PA		2			2
METHODIST MANSFIELD MEDICAL CENTER			2	100%	2
STANFORD HEALTH CARE ANATOMIC PATHOLOGY & CLINICAL LAB			2	100%	2
MINUTECLINIC DIAG OF IND, LLC #6908		2			2
MINUTECLINIC DIAGNOSTIC OF TEXAS, LLC #7435		2			2
HEALTH AND WELLNESS URGENT CARE LLC			2	100%	2
Manor At Perrysburg		2			2
BROOKDALE PALM BEACH GARDENS			2	100%	2
MD NOW URGENT CARE CENTER INC.			2	100%	2
WillowBrooke Court at Southampton Estates		2			2
The Grand Rehabilitation & Nursing Utica		2			2
BEAUFORT MEMORIAL			2	100%	2
CLINICAL REFERENCE LABORATORY, INC		2			2
NORTHSIDE FAMILY MEDICINE AND URGENT CARE (EAST COBB)		2			2
NEW YORK CITY CENTRAL COVID			2	100%	2
AdventHealth Care Center Orlando North			2	100%	2
ATHENA CARE RESOURCES LLC		2			2
CVS IN6559POCT AVON		2			2
STEWART ST ELIZABETH MEDICAL CENTER			2	100%	2
Sevierville Health and Rehabilitation		2			2
LAKE SUCCESS EXTENDED CARE		2			2
NORTHSIDE FAMILY MEDICINE AND URGENT CARE (HOLLY SPRINGS)		2			2
INTEAM HEALTH, INC.			2	100%	2
NLC LABS			2	100%	2
CALIFORNIA DIVISION OF COMMUNICABLE DISEASE CONTROL			2	100%	2
BIRMINGHAM INTERNAL MEDICINE ASSOCIATE		1	1	50%	2
APPLECARE VALDOSTA			2	100%	2
NORTHWELL HEALTH			2	100%	2
JOJAN PHARMA INC		2			2
CVS MA1945POCT HANOVER		2			2
INA		1	1	50%	2
MOBILE COUNTY HEALTH DEPARTMENT		1	1	50%	2
BAYCARE LABORATORIES			2	100%	2
MAINE CENTER FOR DISEASE CONTROL AND PREVENTION			2	100%	2
PM PEDIATRICS OF BAYSIDE, PLLC - MANHASSET		2			2
THOMASVILLE REGIONAL MEDICAL CENTER		2			2
EXPRESS CARE OF THE SHOALS		1	1	50%	2
MC MEDICAL			2	100%	2
Advanced Rehabilitation and Healthcare of Wichita Falls		2			2
STARR COUNTY MEMORIAL HOSPITAL			2	100%	2
MEDEXPRESS URGENT CARE - WOODBURY			2	100%	2
JOINT AMBULATORY CARE CENTER		2			2
NEW GEN LABS			2	100%	2
BENEVA LAKES ASSISTED LIVING CENTER			2	100%	2
Hackensack Univ Medical Center At Pasc		1	1	50%	2

COVID-19: testing by laboratory

Data through Mar 22, 2021 verified as of Mar 23, 2021 at 09:25 AM

Data in this report are provisional and subject to change.

The numbers in the table below represent the number of Florida and non-Florida residents for whom test results were received by the Department of Health. A person can be tested by more than one laboratory and can have both positive and negative results. **Therefore, the sum of the numbers in each column will be larger than the total number of people tested.**

Reporting lab	Inconclusive	Negative	Positive	Percent positive	Total
VAULT HEALTH			2	100%	2
POMERENE HOSPITAL			2	100%	2
WALGREENS #13605		2			2
SPECIALTY LABORATORIES			2	100%	2
COLUMBIA COTTAGE		2			2
MEDEXPRESS URGENT CARE-BLOOMFIELD AVEN		2			2
HEALTH PARTNERS REGIONAL HOSPITAL			2	100%	2
WyndRidge Health & Rehabilitation		2			2
NEIGHBORCARE PHARMACY SERVICES		2			2
STARR CITY OF ROMA COMMUNITY CENTER			2	100%	2
UPS			2	100%	2
CVS TX7603POCT SAGINAW		2			2
MEMORIAL HOSPITAL OF CARBONDALE			2	100%	2
ADVENT HEALTH CENTRAL TEXAS		1	1	50%	2
SIGNATURE CARE LEWISVILLE-EMERGENCY CENTER		1	1	50%	2
CVS OH5457POCT POWELL		2			2
Kroger 777 - The Little Clinic Shelbyville		1	1	50%	2
MONICE DR.			2	100%	2
INTERNAL MEDICINE ASSOCIATES-DUNELLON			2	100%	2
BROOKSVILLE DIALYSIS			2	100%	2
BUFFALO CROSSINGS HEALTHCARE AND REHABILITATION CENTER			2	100%	2
RCA LABORATORY SERVICES LLC			2	100%	2
DOCTOR'S IN-HOUSE LAB/COMMUNITY HEALTH CENTERS OF PINELLAS - JOHNNIE R			2	100%	2
BRANDYWYNE HEALTH CARE CENTER			2	100%	2
PM PEDIATRICS OF SELDEN, PLLC		2			2
TEQUESTA FAMILY MEDICAL CENTER LLC			2	100%	2
SUNNYSIDE MANOR		2			2
CVS SC7567POCT BOILING SPRINGS		1	1	50%	2
THE DOCTOR'S OFFICE OF WEST CALDWELL		2			2
Kroger 328 - The Little Clinic Henderson Road		2			2
THE WINDSOR ORTEGA		2			2
CVS MA137POCT QUINCY		2			2
NYU LANGONE HUNTINGTON MEDICAL GROUP		2			2
WISE HEALTH SYSTEM		1	1	50%	2
NORTH OKALOOSA PHYSICIAN GRP - WALK IN CLINIC			2	100%	2
MISSION HOSPITAL REGIONAL MEDICAL CENTER			2	100%	2
RICHICHI FAMILY HEALTH			2	100%	2
CREATIVE HEALTH CENTER			2	100%	2
FLORIDA MEDICAL CLINIC IM LUTz			2	100%	2
SOUTHCARE PHARMACY INC			2	100%	2
HANOVER ENDOSCOPY CENTER		2			2
Jersey City Medical Center		2			2
CVS TX19POCT SPRING		2			2
MEDEXPRESS URGENT CARE-SELINGSGROVE		2			2
TENNESSEE DEPARTMENT OF HEALTH (TDH) - REGIONAL LABORATORY			2	100%	2
Hartwell Health and Rehabilitation		2			2
TRINITY DIALYSIS			2	100%	2

COVID-19: testing by laboratory

Data through Mar 22, 2021 verified as of Mar 23, 2021 at 09:25 AM

Data in this report are provisional and subject to change.

The numbers in the table below represent the number of Florida and non-Florida residents for whom test results were received by the Department of Health. A person can be tested by more than one laboratory and can have both positive and negative results. **Therefore, the sum of the numbers in each column will be larger than the total number of people tested.**

Reporting lab	Inconclusive	Negative	Positive	Percent positive	Total
TEXAS HEALTH CARE			2	100%	2
VOLUNTEERS OF AMERICA OF FLORIDA			2	100%	2
LABRADOR PRIMARY CARE CENTER			2	100%	2
MOBILE HEALTH LABS LLC			2	100%	2
MED-LAKE LABORATORY, LLC			2	100%	2
VILLAGES HEALTH SYSTEM, LLC, THE			2	100%	2
FLORIDA MEDICAL CLINIC, LLC			2	100%	2
CVS NH2257POCT MANCHESTER		2			2
HOLY TRINITY PHARMACY LLC		2			2
CITRUS HEALTH NETWORK INC			2	100%	2
ACCESS MEDICAL GROUP OF FLORIDA CITY			2	100%	2
MEDEXPRESS URGENT CARE - OMAHA N 72 ST		2			2
PREMIER PEDIATRICS LLC			2	100%	2
Green Mountain Nursing and Rehabilitation		2			2
HAMILTON COUNTY HEALTH DEPARTMENT		2			2
MERCY CONVENIENT CARE			2	100%	2
CHEROKEE COUNTY HEALTH AND REHAB CENTER		2			2
QUEST DIAGNOSTICS INCORPORATED			2	100%	2
JBSA-SAM HOUSTON			2	100%	2
AFC URGENT CARE GUNBARREL			2	100%	2
MINUTECLINIC DIAG OF IND, LLC #4368		2			2
Kroger 596 - The Little Clinic Brentwood		2			2
Cottage of the Shoals		2			2
First Care Living Center/Essentia Health			2	100%	2
ONE MEDICAL GROUP		1	1	50%	2
MASSENA HOSPITAL LABORATORY		2			2
UMHC HOLLYWOOD LABORATORY			2	100%	2
DALLAS BAPTIST UNIVERSITY - HEALTH SERVICES			2	100%	2
MAYO CLINIC GROUP PRACTICE LABORATORY			2	100%	2
THE CLUB AT BOYNTON BEACH, LLC			2	100%	2
ADVENTHEALTH MEDICAL GROUP FAMILY AND INTERNAL		1	1	50%	2
SHORE MEDICAL CENTER		2			2
PALM BEACH DIGESTIVE ASSOCIATES			2	100%	2
ST JOSEPH'S HOSPITAL INC			2	100%	2
Macon Valley Nursing and Rehabilitation Center		2			2
EXCEL URGENT CARE OF PARAMUS LLC		2			2
FLORIDA MENTOR FAULKNER GROUP HOME			2	100%	2
HEALTH FIRST MEDICAL GROUP			2	100%	2
BRENTWOOD AT FORE RANCH			2	100%	2
REGIONS HOSPITAL LABORATORY			2	100%	2
CVS SC2250POCT COLUMBIA		2			2
WOMENS CARE FLORIDA LLC-LABORATORY		2			2
MEDEXPRESS URGENT CARE - BENTON		2			2
CARE NOW DENTON			2	100%	2
MARTIN MEDICAL CENTER INC		1	1	50%	2
Kroger 667 - The Little Clinic Litchfield Park		2			2
ONTARIO COUNTY PUBLIC HEALTH		2			2

COVID-19: testing by laboratory

Data through Mar 22, 2021 verified as of Mar 23, 2021 at 09:25 AM

Data in this report are provisional and subject to change.

The numbers in the table below represent the number of Florida and non-Florida residents for whom test results were received by the Department of Health. A person can be tested by more than one laboratory and can have both positive and negative results. **Therefore, the sum of the numbers in each column will be larger than the total number of people tested.**

Reporting lab	Inconclusive	Negative	Positive	Percent positive	Total
UF KANAPAHA LAB BEAKER		2			2
THE CENTER FOR DISCOVERY		2			2
THE HOSPITAL OF PROVIDENCE EMERGENCY ROOM			2	100%	2
EASTSIDE SPORTS COMPLEX			2	100%	2
PREVENTIVE HEALTH PARTNERS I L S C		2			2
Tuscola County Medical Care Community		2			2
CARE 365			2	100%	2
MELBOURNE URGENT CARE			2	100%	2
Waycross Health and Rehabilitation		2			2
OELWEIN HEALTH CARE CENTER		2			2
Kroger 687 - The Little Clinic Sugar Hill		1	1	50%	2
NORTH MANATEE HEALTH CARE CENTER			2	100%	2
CVS MINUTE CLINIC #5836		2			2
OUR LADY OF THE LAKE REGIONAL MEDICAL CENTER			2	100%	2
PRIMACARE MEDICAL LAKEWOOD			2	100%	2
AFC URGENT CARE CLEVELAND			2	100%	2
FALCON HEALTH CENTER			2	100%	2
KJ MEDICAL PRACTICE PC		2			2
OAKMONT EAST- GREENVILLE SC, LLC		2			2
MATHER HOSPITAL			2	100%	2
MEDRITE MEDICAL CARE PC		2			2
TRINITAS REGIONAL MEDICAL CENTER		1	1	50%	2
BAYLOR SCOTT & WHITE COMPREHENSIVE WOUND			2	100%	2
New Jersey Aim At Smg		2			2
MEDEXPRESS URGENT CARE-MT PLEASANT		1	1	50%	2
MEDEXPRESS URGENT CARE-SALINA, S 9TH ST		2			2
PHYSICIANS MEDICAL CENTER		2			2
SUMMERFIELD RETIREMENT LIVING, INC			2	100%	2
PHYSICIANS LABORATORY SERVICES			2	100%	2
WHITESANDS OUTPATIENT TREATMENT		2			2
Kings County Hospital Center			2	100%	2
MEDEXPRESS URGENT CARE - CONWAY		2			2
Beth Sholom Home of Eastern Virginia		1	1	50%	2
COMPLETE HEALTH MEDICAL CENTER			2	100%	2
WALGREENS #3811			2	100%	2
MEDEXPRESS URGENT CARE - RUNNEMEDE		1	1	50%	2
CVS TX7675POCT RED OAK			2	100%	2
Walgreens #12427		1	1	50%	2
Warren Center for Rehabilitation and Nursing		2			2
CVS IN8669POCT INDIANAPOLIS		2			2
PEDIATRIC HEALTH CARE		1	1	50%	2
PRECISION CLINICAL RESEARCH			2	100%	2
TMH REHABILITATION CENTER		2			2
WISCONSIN STATE LABORATORY OF HYGIENE		1	1	50%	2
MEDSTAR HARBOR HOSPITAL			2	100%	2
MOUNT SINAI MEDICAL CENTER OF FLORIDA, INC			2	100%	2
HOCHBERG LOWER SCHOOL		2			2

COVID-19: testing by laboratory

Data through Mar 22, 2021 verified as of Mar 23, 2021 at 09:25 AM

Data in this report are provisional and subject to change.

The numbers in the table below represent the number of Florida and non-Florida residents for whom test results were received by the Department of Health. A person can be tested by more than one laboratory and can have both positive and negative results. **Therefore, the sum of the numbers in each column will be larger than the total number of people tested.**

Reporting lab	Inconclusive	Negative	Positive	Percent positive	Total
ADVOCATE SHERMAN HOSPITAL			2	100%	2
BAY CORRECTIONAL AND REHABILITATION FACILITY			2	100%	2
PALM MEDICAL CENTER - PLANT CITY		2			2
FIRST PREVENTION AND DIALYSIS CENTER LLC			2	100%	2
MINUTECLINIC, DIAGNOSTIC OF TEXAS, LLC		2			2
MEASE COUNTRYSIDE HOSPITAL CARDIAC REH			2	100%	2
CVS OH4301POCT NORTHFIELD		2			2
Parkridge Specialty Care		2			2
MCLAREN REGIONAL MEDICAL CENTER			2	100%	2
FLORIDA MEDICAL CENTER			2	100%	2
UT PATH			2	100%	2
Granville Center	1	1			2
OAKMONT WEST- GREENVILLE SC		2			2
INSPIRE HEALTHCARE CENTER			2	100%	2
PHOEBE BERKS HEALTH CARE CENTER		2			2
METROHEALTH SYSTEM			2	100%	2
MEMORIAL HERMANN			2	100%	2
CONEMAUGH MEMORIAL MEDICAL CENTER		2			2
HELIX DIAGNOSTIX			2	100%	2
ATVIVO LLC		2			2
ESCANDON DIAGNOSTIC CLINIC			2	100%	2
HERNANDO CHILDREN'S			2	100%	2
ALVERNO CLINICAL LABORATORIES			2	100%	2
BFT LAB			2	100%	2
CVS IN6608POCT NEW PALESTINE			2	100%	2
BD MEDICAL SYSTEMS			2	100%	2
CLEARWATER PAIN MANAGEMENT ASSOCIATES			2	100%	2
NAVAL BRANCH MEDICAL CLINIC			2	100%	2
SANIBEL MEDICAL CLINIC			2	100%	2
PREMIER MOBILE HEALTH SERVICES, LLC			2	100%	2
MAGNOLIA MANOR OF COLUMBUS		2			2
PALMS OF FT MYERS,THE			2	100%	2
MID AMERICA CLINICAL LABS			2	100%	2
FEDERAL CORRECTIONAL INSTITUTION MARIANNA			2	100%	2
UNIVERSITY HOSPITAL OF BROOKLYN		2			2
AHC PARIS		2			2
UNIVERSITY OF TEXAS AT EL PASO, THE			2	100%	2
HEALTH GROUP CENTER INC			2	100%	2
Kroger 550 - The Little Clinic Bellevue		2			2
APALACHEE CENTER INC		2			2
AZALEA HEALTH AND REHABILITATION		2			2
COOK HOSPITAL AND CARE CENTER		1	1	50%	2
LAB CORP OF AMER SAN DIEGO			2	100%	2
BAPTIST HEALTH LEXINGTON			2	100%	2
FLORIDA COMMUNITY HEALTH CENTERS, INC.			2	100%	2
TENNESSEE VALLEY HCS			2	100%	2
VANAYER HEALTHCARE AND REHAB CENTER		2			2

COVID-19: testing by laboratory

Data through Mar 22, 2021 verified as of Mar 23, 2021 at 09:25 AM

Data in this report are provisional and subject to change.

The numbers in the table below represent the number of Florida and non-Florida residents for whom test results were received by the Department of Health. A person can be tested by more than one laboratory and can have both positive and negative results. **Therefore, the sum of the numbers in each column will be larger than the total number of people tested.**

Reporting lab	Inconclusive	Negative	Positive	Percent positive	Total
KEY WEST HMA PHYSICIAN MANAGEMENT, LLC			2	100%	2
POMONA VALLEY COMMUNITY HOSPITAL			2	100%	2
AUGUSTA HEALTH SKILLED CARE			2	100%	2
UW HOSPITAL AND CLINICS		1	1	50%	2
SELECT MEDICAL CLINIC			2	100%	2
HEARTLAND HOME HEALTH CARE		2			2
RABI SINHA, MD		2			2
SOUTH HILLSBOROUGH CBOC			2	100%	2
MEMORIAL HOSPITAL OF SOUTH BEND			2	100%	2
CLEAR LAKE REGIONAL MEDICAL CENTER			2	100%	2
ADVANCED MEDICAL CARE			2	100%	2
HAMILTON CHD		2			2
WEST FLORIDA MEDICAL ASSOCIATES, PA			2	100%	2
MEDEXPRESS URGENT CARE - SOUTH CHARLESTON		2			2
SHELBYVILLE HOSPITAL COMPANY		2			2
JOHNSON CITY MEDICAL CENTER		1	1	50%	2
Kroger 400 - The Little Clinic Hartley Bridge Rd		1	1	50%	2
VALUE DRUGS GREENLAWN INC		2			2
COBLESKILL REGIONAL HOSPITAL		2			2
Bedford Care Center of Hattiesburg		2			2
SUNCOAST BLOOD BANK			2	100%	2
UC CORAL GABLES			2	100%	2
CVS MO5724POCT KANSAS CITY		2			2
Van Wert Manor		2			2
CROSSROADS URGENT CARE DBA URGENT TEA		2			2
CVS NH6596POCT HAMPTON		2			2
Manor Care-Kingston Court of York PA, LLC		2			2
ATLANTIC DIAGNOSTICS			2	100%	2
MEMORIAL HERMANN HOSPITAL			2	100%	2
FLORIDA MEDICAL CLINIC CARDIOLOGY-ZH			2	100%	2
SWEETWATER NURSING CENTER		2			2
CHI MEMORIAL PRIMARY CARE ASSOCIATES-A		2			2
LONG, SARAH		1	1	50%	2
ELMHURST MEMORIAL HOSPITAL			2	100%	2
IN & OUT URGENT CARE METAIRIE			2	100%	2
MINUTECLINIC #1773		2			2
FL DEPT OF HEALTH MARION COUNTY MOBILE HEALTH UNIT			2	100%	2
MEDEXPRESS URGENT CARE - LAWRENCE		2			2
CARTERSVILLE MEDICAL CENTER			2	100%	2
EVERYBODY'S FAMILY CLINIC		2			2
LAWRENCE GENERAL HOSPITAL			2	100%	2
KAISER SUNNYSIDE MEDICAL CTR LAB		2			2
CVS MA2125POCT NATICK		1	1	50%	2
WEAKLEY COUNTY REHAB AND NURSING CENTER		2			2
Elba Nursing and Rehabilitation Center, LLC		2			2
MEDEXPRESS URGENT CARE, HANOVER		2			2
EXCEPTIONAL EMERGENCY CENTER - AMARILLO			2	100%	2

COVID-19: testing by laboratory

Data through Mar 22, 2021 verified as of Mar 23, 2021 at 09:25 AM

Data in this report are provisional and subject to change.

The numbers in the table below represent the number of Florida and non-Florida residents for whom test results were received by the Department of Health. A person can be tested by more than one laboratory and can have both positive and negative results. **Therefore, the sum of the numbers in each column will be larger than the total number of people tested.**

Reporting lab	Inconclusive	Negative	Positive	Percent positive	Total
MERCY HEALTH LAB		1	1	50%	2
KEATING SPORTS CENTER		2			2
LIFT HEALTH		2			2
WEST COAST PEDIATRICS			2	100%	2
STAGES OF LIFE MEDICAL INSTITUTE			2	100%	2
NEWTON MEMORIAL HOSPITAL		2			2
SACRED HEART HEALTH SYSTEMS INC			2	100%	2
MEDEXPRESS URGENT CARE - LINCOLN N 26T		2			2
FLORIDA KEYS PED & ADOLES CTR			2	100%	2
PUBLIC HEALTH LABORATORY	1		1	50%	2
Alden Des Plaines			2	100%	2
NEMOURS CHILDRENS PRIMARY CARE			2	100%	2
CVS MA447POCT NORTHAMPTON		2			2
STATE OF FLORIDA			2	100%	2
UNIVERSITY OF MIAMI SCCC RESEARCH LABORATORY			2	100%	2
GRACE HEALTHCARE OF LAKE WALES		1	1	50%	2
PATIENT FIRST MEDICAL CENTER-CARYTOWN			2	100%	2
Camellia Gardens		2			2
SOUTHEASTERN INSTITUTE OF RESTORATIVE MEDICINE		1	1	50%	2
Avanti Wellness and Rehab			2	100%	2
ARCPPOINT LABS OF ALTAMONTE SPRINGS			2	100%	2
SOUTHSIDE FAMILY MEDICAL		2			2
ORLANDO HEALTH PHYSICIAN GROUP INC			2	100%	2
Virginia Gay Nursing and Rehab		2			2
MEDLOGIC, LLC		2			2
CERTIVIA LABORATORIES			2	100%	2
BAPTIST HOSPITAL PRIMARY CARE GULF BREEZE			2	100%	2
Kroger 441 - The Little Clinic Middletown		2			2
CVS OH3980POCT KENT		2			2
Kroger 127 - The Little Clinic Lakewood-Alameda		2			2
GEISINGER MEDICAL CENTER		2			2
MINUTECLINIC DIAGNOSTIC PA #7110		2			2
MIDDLE TENN MENTAL HEALTH INSTITUTE		2			2
PALM COAST DIALYSIS		2			2
OSF ST JOSEPH MEDICAL CENTER			2	100%	2
FLORIDA MEDICAL CENTER OF CLEARWATER		2			2
DELAWARE DIAGNOSTICS LABS			2	100%	2
University Center East			2	100%	2
PARKRIDGE MEDICAL CENTER			2	100%	2
SMITH NORTHVIEW HOSPITAL LAB			2	100%	2
NOVA SOUTHEASTERN UNIVERSITY - STUDENT MEDICAL CTR			2	100%	2
Alden Terrace of McHenry			2	100%	2
BLACKBAG DIGITAL HEALTH LLC		2			2
MAIN STREET MEDICAL CENTERS		2			2
FKC AMELIA ISLAND DIALYSIS			2	100%	2
DRR JMC URGENT CARE DONALD ROSS			2	100%	2
UNIVERSITY COMMUNITY HEALTH SERVICES		1	1	50%	2

COVID-19: testing by laboratory

Data through Mar 22, 2021 verified as of Mar 23, 2021 at 09:25 AM

Data in this report are provisional and subject to change.

The numbers in the table below represent the number of Florida and non-Florida residents for whom test results were received by the Department of Health. A person can be tested by more than one laboratory and can have both positive and negative results. **Therefore, the sum of the numbers in each column will be larger than the total number of people tested.**

Reporting lab	Inconclusive	Negative	Positive	Percent positive	Total
CIGNA GATEWAY			2	100%	2
MIDLAND MEMORIAL HOSPITAL			2	100%	2
Stillwater Healthcare		2			2
PALMETTO FAMILY HEALTH CENTER			2	100%	2
THE EDGEWATER AND WATERMAN VILLAGE			2	100%	2
WESTMINSTER SUNCOAST			2	100%	2
MEDEXPRESS URGENT CARE - MYLAN			2	100%	2
MAYO CLINIC COUMADIN CLINIC LABORATORY		1	1	50%	2
SYLVAN NURSING			2	100%	2
FLAGLER PROFESSIONAL HEALTH CAE SERVICES INC		2			2
Good Samaritan Society Waukon		2			2
WELLNESS MEDICAL CLINIC			2	100%	2
CVS MA1877POCT NORTON		2			2
MY PHARMACY			2	100%	2
MEDEXPRESS URGENT CARE - CHERRY HILL		2			2
CVS NC7051POCT WAKE FOREST		2			2
Walgreens #9278		2			2
DOCTORS MEDICAL CTR OF WALTON COUNTY			2	100%	2
Delaware Court Healthcare Center		2			2
PT&J REHAB LLC		1	1	50%	2
GREEN POINT RX INC DBA ALTRU CHEMISTS		2			2
CITRUS PARK			2	100%	2
GENETIC ASSAYS INC			2	100%	2
441 URGENT CARE-MULBERRY			2	100%	2
ROYAL OAK MEDICAL CENTER LLC DBA CHARACTER FAMILY			2	100%	2
DUKE HEALTH REGIONAL HOSPITAL			2	100%	2
ARLINGTON DIALYSIS CENTER LLC		2			2
JASPER MEMORIAL HOSPITAL		1	1	50%	2
ORMOND BEACH URGENT CARE			2	100%	2
MADISON HOSPITAL LABORATORY			2	100%	2
IM&P WELLNES CENTER			2	100%	2
CVS NV5286POCT HENDERSON		2			2
MINUTECLINIC LLC (2335)		1	1	50%	2
SIMPLY HEALTHCARE AND WELLNESS CLINIC, PC			2	100%	2
MINUTECLINIC DIAG OF IND, LLC #6250		2			2
BAPTIST HEALTHCARE - LAKEVIEW CENTER INC		2			2
Walgreens #10207		2			2
NATHAN LITTAUER HOSPITAL LAB		2			2
GINKGO-IXLAYER		2			2
Holiday Retirement Home			2	100%	2
WELL HEALTH LABS			2	100%	2
DEER'S HEAD CENTER		2			2
CVS PA4000POCT INDIANA		2			2
ENVOY OF FORK UNION, LLC DBA ENVOY AT THE VILLAGE		2			2
PALM CITY NURSING AND REHAB CENTER			2	100%	2
CLEVELAND CLINIC IMAGING			2	100%	2
ST. JOSEPH REGIONAL MEDICAL CENTER			2	100%	2

COVID-19: testing by laboratory

Data through Mar 22, 2021 verified as of Mar 23, 2021 at 09:25 AM

Data in this report are provisional and subject to change.

The numbers in the table below represent the number of Florida and non-Florida residents for whom test results were received by the Department of Health. A person can be tested by more than one laboratory and can have both positive and negative results. **Therefore, the sum of the numbers in each column will be larger than the total number of people tested.**

Reporting lab	Inconclusive	Negative	Positive	Percent positive	Total
UT AUSTIN UNIVERSITY HEALTH SERVICES			2	100%	2
CVS CT288POCT BRISTOL		2			2
FLORIDA DEPARTMENT OF HEALTH IN LEE COUNTY		1	1	50%	2
SCDHEC BUREAU OF LABORATORIES			2	100%	2
BAYSHORE MEDICAL CENTER			2	100%	2
SACRED HEART HOSPITAL ON THE EMERALD			2	100%	2
WALGREENS #15495		1	1	50%	2
BROOKS -TLC HOSPITAL SYSTEM			2	100%	2
Kroger 619 - The Little Clinic Hendersonville Indian Lake		2			2
RAPID RESULT CORP LLC		1	1	50%	2
Good Samaritan Society-Blackduck		1	1	50%	2
WALGREENS #05477		2			2
CONCENTRA - ORLANDO SOUTH II		2			2
PM PEDIATRICS OF BAYSIDE PLLC - HOPEWELL JUNCTION		2			2
FAMILY CARE SPECIALISTS OF ORLANDO			2	100%	2
Kroger 549 - The Little Clinic Clinton Highway		2			2
Edward Hines, Jr. VA Hospital		2			2
PINARD HOME HEALTH SERVICES INC			2	100%	2
U OF MIAMI MILLER SCHOOL OF MEDICINE			2	100%	2
SOUTHEAST GEORGIA HEALTH SYSTEM			2	100%	2
PALM WEST INTERNIST PA			2	100%	2
WALKONCLINIC			2	100%	2
VA CBOC			2	100%	2
CDK LIBERTY ENTERPRISES, LLC		2			2
DALLAS MEDICAL CENTER			2	100%	2
CVS MA920POCT CLINTON		2			2
ACCESS 365 URGENT CARE LLC			2	100%	2
HEALTH & REHAB CTR AT DOLPHINS VIEW, THE			2	100%	2
CORE OCCUPATIONAL RESOURCES, LLC			2	100%	2
SHELL POINT HOME HEALTH			2	100%	2
SPECTRA EAST INC		1	1	50%	2
RIVERVIEW MEDICAL CLINIC		2			2
MEDEXPRESS URGENT CARE - JEANNETTE		2			2
Iron County Medical Care Facility		2			2
BERGEN COUNTY SURGICAL AND ENDOSCOPY CENTER		2			2
SANTA ROSA COUNTY HEALTH DEPARTMENT			2	100%	2
Medilodge of Monroe		2			2
Kroger 426 - The Little Clinic Suwanee		2			2
OCALA REGIONAL KIDNEY CENTER-WEST			2	100%	2
CVS PA7132POCT THORNDALE		2			2
RIVER CITY MEDICAL ASSOCIATES, INC			2	100%	2
UNIVERSITY OF MARYLAND MEDICAL CENTER			2	100%	2
ST JOHN'S RIVERSIDE HOSPITAL		2			2
Kroger 020 - The Little Clinic Wheat Ridge		2			2
SANFORD REGIONAL HOSPITAL WORTHINGTON		2			2
PRONTO URGENT CARE			2	100%	2
BAYCARE OUTREACH LAB WH SOUTH			2	100%	2

COVID-19: testing by laboratory

Data through Mar 22, 2021 verified as of Mar 23, 2021 at 09:25 AM

Data in this report are provisional and subject to change.

The numbers in the table below represent the number of Florida and non-Florida residents for whom test results were received by the Department of Health. A person can be tested by more than one laboratory and can have both positive and negative results. **Therefore, the sum of the numbers in each column will be larger than the total number of people tested.**

Reporting lab	Inconclusive	Negative	Positive	Percent positive	Total
CVS IN6572POCT INDIANAPOLIS		2			2
RAPID MEDLAB (004MO)		2			2
Kroger 130 - The Little Clinic Colorado Springs		2			2
CVS AZ5477POCT SURPRISE		2			2
Beecher Manor Nursing and Rehabilitation Center		2			2
TRUE HEALTH INC			2	100%	2
Colonial Manor Nursing and Rehabilitation Center		2			2
BAPTIST HOSPITAL OF MIAMI MCI BROWARD LABORATORY			2	100%	2
MEDERI CARETENDERS		1	1	50%	2
MORRISTOWN MEMORIAL HOSPITAL		2			2
NORTH DAKOTA VETERANS HOME		2			2
ADVANCED FOOT AND ANKLE OF INDIAN RIVER		2			2
NYUMC CLINICAL LABORATORIES			2	100%	2
VALUE DRUGS BRONXVILLE INC		2			2
MARYWOOD NURSING CARE CENTER		2			2
NORTH MCALLEN PEDIATRIC CENTER			2	100%	2
UNITED MEMORIAL MEDICAL CENTER			2	100%	2
PPD CLINICAL RESEARCH UNIT			2	100%	2
GOLISANO PEDIATRICS PORT CHARLOTTE HARBOR		2			2
CARTER BLOOD CARE			2	100%	2
HEALTH EXPRESS URGENT CARE			2	100%	2
MILFORD REGIONAL HOSPITAL			2	100%	2
UVA HEALTH SYSTEM MEDICAL LABORATORIES			2	100%	2
MAURY REGIONAL MEDICAL CENTER		2			2
Lebanon VAMC		1	1	50%	2
ST LUKES HOSPITAL			2	100%	2
SPRINGS MEDICAL LAB		1	1	50%	2
WASHINGTON STATE DEPARTMENT OF HEALTH PUBLIC HEALTH LABORATORIES			2	100%	2
ADVANCED MEDICAL OF FLORIDA			2	100%	2
EDGEWATER RETIREMENT MANOR			2	100%	2
KIVA AT MOUNT DORA			2	100%	2
MEDEXPRESS - WILMINGTON KIRKWOOD HIGHWAY		2			2
RAPID MD			2	100%	2
THE BRENNITY AT TRADITION			2	100%	2
TGH Brandon Healthplex Laboratory			2	100%	2
Kroger 519 - The Little Clinic Georgesville Square		2			2
AYASS BIOSCIENCE LLC			2	100%	2
The Friendly Home		2			2
FALLSBURG CHAI		2			2
RIGHT AT HOME			2	100%	2
AUSTIN REGIONAL CLINIC MICROBIOLOGY LAB			2	100%	2
ASPIRUS RIVERVIEW HOSPITAL & CLINICS INC		1	1	50%	2
SENDER RETREAT ADULT DAY CARE CENTERS			2	100%	2
DEBORAH HEART AND LUNG CENTER		2			2
TMH PHYSICIAN PARTNERS MONTICELLO		1	1	50%	2
MERCY HEALTH			2	100%	2
PHYSICIANS PREMIER			2	100%	2

COVID-19: testing by laboratory

Data through Mar 22, 2021 verified as of Mar 23, 2021 at 09:25 AM

Data in this report are provisional and subject to change.

The numbers in the table below represent the number of Florida and non-Florida residents for whom test results were received by the Department of Health. A person can be tested by more than one laboratory and can have both positive and negative results. **Therefore, the sum of the numbers in each column will be larger than the total number of people tested.**

Reporting lab	Inconclusive	Negative	Positive	Percent positive	Total
LIFESPRING COMMUNITY HEALTH		2			2
SOUTHERN BREEZE HEALTHCARE		1	1	50%	2
CATHOLIC HEALTH LABORATORY SERVICES		2			2
MOORE CLINICAL RESEARCH INC			2	100%	2
SIMMONS			2	100%	2
Jacob's Creek Nursing and Rehabilitation Center		2			2
SPRINGHILL SENIOR RESIDENCE		2			2
RAINY LAKE MEDICAL CENTER			2	100%	2
GASTROENTEROLOGY ASSOCIATES			2	100%	2
VALLEY MEDICAL LABORATORY			2	100%	2
Eagle Health and Rehabilitation		2			2
MEDAILLE COLLEGE WELLNESS CENTER		2			2
Chatham Nursing and Rehab Center		2			2
Edinboro Manor		2			2
SIGNAL DIAGNOSTICS DBA FLOWHEALTH LABS			2	100%	2
MINUTECLINIC DIAGNOSTIC OF PA LLC		2			2
LILY PHARMACY		2			2
RAPID URGENT CARE - ALBANY			2	100%	2
SPRING HILL REGIONAL HOSPITAL			2	100%	2
ACCESS MEDICAL GROUP OF TAMPA II, INC		2			2
THE RIM URGENT CARE			2	100%	2
ORLANDO HEALTH PHYSICIAN GROUP			2	100%	2
Providence of Sparta Health and Rehabilitation		2			2
CIMA MEDICAL CENTER		1	1	50%	2
MEDEXPRESS URGENT CARE-WILKINS TOWNSHIP, WILLIAM PENN HIGHWAY		2			2
CVS MA41POCT TAUNTON		2			2
EMERALD TRACE		2			2
JORDAN VALLEY MEDICAL CENTER			2	100%	2
DIVERSE MEDICAL CARE LLC			2	100%	2
MAGNOLIA ADULT, LLC			2	100%	2
MAJESTIC GUARDIANS			2	100%	2
EXPRESS PHARMACY INC		1	1	50%	2
AGILE URGENT CARE			2	100%	2
ST. MARY'S MEDICAL CENTER EVANSVILLE, INC			2	100%	2
MINUTECLINIC DIAGNOSTIC MEDICAL		2			2
ADVENTIST HINSDALE HOSPITAL LABORATORY			2	100%	2
CSS- TWELVE OAKS			2	100%	2
Iowa Veterans Home		2			2
DNA DIAGNOSTICS CENTER		2			2
SKIN WELLNESS PHYSICIANS LLC		2			2
POPLAR HEALTHCARE			2	100%	2
Kroger 477 - The Little Clinic Fort Mitchell		2			2
STUDENT HEALTH SERVICES			2	100%	2
JMC TALLAHASSEE, LLC			2	100%	2
MEMORIAL HEALTH SYSTEM		1	1	50%	2
GALEN BAYLOR EXTENSION		2			2
HAPPY KIDZ PEDIATRICS PL		1	1	50%	2

COVID-19: testing by laboratory

Data through Mar 22, 2021 verified as of Mar 23, 2021 at 09:25 AM

Data in this report are provisional and subject to change.

The numbers in the table below represent the number of Florida and non-Florida residents for whom test results were received by the Department of Health. A person can be tested by more than one laboratory and can have both positive and negative results. **Therefore, the sum of the numbers in each column will be larger than the total number of people tested.**

Reporting lab	Inconclusive	Negative	Positive	Percent positive	Total
SAWGRASS PEDIATRIC PARTNERS LLC			2	100%	2
HOUSTON HEALTH DEPARTMENT - BUREAU OF LABORATORY SERVICES			2	100%	2
CITY OF NEW YORK DEPARTMENT OF HEALTH			2	100%	2
COUNTRY COTTAGE		2			2
CVS OH3329POCT LAKEWOOD		2			2
VISTACARE PHARMACY I		2			2
PARKLAND HEALTH & HOSPITAL			2	100%	2
MIAMI DADE MEDICAL RESEARCH INSTITUTE			2	100%	2
CVS IL7017POCT BLOOMINGTON		2			2
INTEGRITY CLINICAL RESEARCH CENTER INC		1	1	50%	2
MEMORIAL SLOAN KETTERING CANCER CENTER		1	1	50%	2
FRASER MEMORIAL HOSPITAL		1	1	50%	2
WillowBrooke Court at Westminster Village		2			2
OMEGA RESEARCH CONSULTANTS			2	100%	2
LACORP		1	1	50%	2
JEFFERSON WASHINGTON TOWNSHIP HOSPITAL		2			2
SPECTRUM HEALTH			2	100%	2
EASTERN NIAGARA HOSPITAL		2			2
MINUTECLINIC DIAGNOSTIC, PA #10252		2			2
FLORIDA DEPARTMENT OF HEALTH IN ESCAMBIA COUNTY		1	1	50%	2
ROUTE 16 PHARMACY LLC DBA HOLLAND PHAR		2			2
CONWAY MEDICAL CENTER			2	100%	2
MEDEXPRESS URGENT CARE - LINCOLN VILLA		2			2
HUMC		1	1	50%	2
107TH PLACE GROUP HOME		2			2
DAYTON CHILDRENS HOSPITAL LAB			2	100%	2
DEKALB MEDICAL CENTER LABORATORY			2	100%	2
CHARLOTTE COUNTY HEALTH DEPARTMENT			2	100%	2
MEDEXPRESS URGENT CARE - MARTINSVILLE		2			2
MANSFIELD MEDICAL LODGE			2	100%	2
STATCARE URGENT AND WALK-IN			2	100%	2
PALOS COMMUNITY HOSPITAL LABORATORY			2	100%	2
CVS AZ5892POCT LAVEEN		2			2
MAYO CLINIC BEACHES PRIMARY CARE CTR		2			2
MEDICAL ASSOCIATES OF BREVARD DR S VYAS			2	100%	2
UNIVERSITY OF MISSOURI HEALTH CARE			2	100%	2
MEMORIAL HERMANN CONSOLIDATED LABORATORY SERVICES			2	100%	2
MIDWAY PRIMARY CARE LLC		2			2
MEDICAL CENTER LABORATORY			2	100%	2
UNIVERSTIY OF ILLINOIS HOSPITAL			2	100%	2
Greystone Nursing and Rehab, LLC			2	100%	2
CENTRAL ARKANSAS VETERANS HEALTHCARE SYSTEM - VETERANS AFFAIRS			2	100%	2
DELRAY BEACH HEALTH DEPT LAB			2	100%	2
Birchaven		2			2
CVS IL1170POCT JOLIET		2			2
KANSAS CITY VA MEDICAL CENTER			2	100%	2
WALGREENS #06583		2			2

COVID-19: testing by laboratory

Data through Mar 22, 2021 verified as of Mar 23, 2021 at 09:25 AM

Data in this report are provisional and subject to change.

The numbers in the table below represent the number of Florida and non-Florida residents for whom test results were received by the Department of Health. A person can be tested by more than one laboratory and can have both positive and negative results. **Therefore, the sum of the numbers in each column will be larger than the total number of people tested.**

Reporting lab	Inconclusive	Negative	Positive	Percent positive	Total
VA Greater LA HCS-Santa Maria OPC			2	100%	2
SOWAL HEALTH & DRUG			2	100%	2
TEXAS REGIONAL ASTHMA & ALLERGY CENTER			2	100%	2
ManorCare Rehab Center of Marietta		2			2
STOP URGENT CARE			2	100%	2
CVS OH4327POCT PAINESVILLE		2			2
The Palms Nursing and Rehabilitation		1	1	50%	2
US LABS		2			2
ST. ELIZABETH HEALTHCARE			2	100%	2
ROCKEFELLER UNIVERSITY CLINICAL GENOMICS LABORATOR		2			2
KIDS CARE PEDIATRICS PA			2	100%	2
GRANDVIEW COLLEGE STUDENT HEALTH CENTE		2			2
APC PEDIATRICS			2	100%	2
CORTLAND PARK REHABILITATION AND NURSING CENTER		1	1	50%	2
JUST BELIEVE RECOVERY CENTER			2	100%	2
WURLAND NURSING AND REHABILITATION, L		2			2
LABTOX LABORATORIES			2	100%	2
NEBRASKA MEDICAL CENTER			2	100%	2
87TH MEDICAL GROUP – MCGUIRE AMBULATORY CARE FACILITY		2			2
CVS IL8750POCT CHICAGO		1	1	50%	2
CVS NJ2508POCT MANALAPAN		2			2
NATIONAL JEWISH HEALTH			2	100%	2
WATERS PEDIATRIC CENTER			2	100%	2
WILSON MEMORIAL HOSPITAL			2	100%	2
REELFOOT FAMILY WALK IN CLINIC - TIPT		2			2
GOUVERNEUR HOSPITAL LABORATORY		2			2
DELRAY BEACH HEALTH CENTER			2	100%	2
Great Lakes Health Center			2	100%	2
RHODE ISLAND DEPARTMENT OF HEALTH LABORATORIES			2	100%	2
NORTHEAST FLORIDA HEALTH SERVICES, INC DBA FAMILY HEALTH SOURCE			2	100%	2
HOME ACCESS HEALTH			2	100%	2
SWEDISH COVENANT HOSPITAL			2	100%	2
ROYAL CARE MEDICAL CENTER			2	100%	2
HACKENSACK MERIDIAN URGENT CARE, PC		2			2
FLORIDA DEPARTMENT OF HEALTH PINELLAS COUNTY-			2	100%	2
CARE ATC SUN HYDRAULICS TALLAVAST			2	100%	2
SOUTH TAMPA AFTER HOURS CLINIC			2	100%	2
LOWELL GENERAL HOSPITAL			2	100%	2
CROSSTOWN PHARMACY		2			2
Kroger 409 - The Little Clinic Hebron Marketplace		1	1	50%	2
CVS NV8784POCT LAS VEGAS		1	1	50%	2
VA SALT LAKE CITY HCS		2			2
OPTUM PRIMARY CARE		1	1	50%	2
EXPRESSCARE URGENT CARE CENTER			2	100%	2
SYNEOS HEALTH			2	100%	2
Lake Charles Healthcare LLC dba Landmark Lake Charles			2	100%	2
TULANE MEDICAL CENTER			2	100%	2

COVID-19: testing by laboratory

Data through Mar 22, 2021 verified as of Mar 23, 2021 at 09:25 AM

Data in this report are provisional and subject to change.

The numbers in the table below represent the number of Florida and non-Florida residents for whom test results were received by the Department of Health. A person can be tested by more than one laboratory and can have both positive and negative results. **Therefore, the sum of the numbers in each column will be larger than the total number of people tested.**

Reporting lab	Inconclusive	Negative	Positive	Percent positive	Total
COOPER CLINIC			2	100%	2
OAKMONT OF UNION SC, LLC		2			2
MINUTECLINIC DIAGNOSTIC OF OHIO #6192		2			2
PRIMARY HEALTH CARE ASSOCIATES INC			2	100%	2
ADVANTA ANALYTICAL LABORATORIES			2	100%	2
LIBERTY HEALTH CENTER			1	100%	1
DOYLESTOWN HOSPITAL			1	100%	1
CHC SOUTHWEST FLORIDA LAB-LIVE			1	100%	1
LUMICO LIFE INSURANCE COMPANY		1			1
CARBON HEALTH			1	100%	1
BGB SUMMIT MEDICAL GROUP		1			1
HIDALGO FAMILY CLINIC			1	100%	1
FAST PACE URGENT CARE			1	100%	1
NOVANT HEALTH PRINCE WILLIAM WELLNESS CENTER			1	100%	1
TRIDENT ANTI AGING LLC			1	100%	1
MEDICAL LIFE-INC GUIDEWELL EMERGENCY MEDICINE			1	100%	1
LANGLEY DIALYSIS			1	100%	1
PALM BREEZE DIALYSIS			1	100%	1
COMMUNITY CARE CENTER□		1			1
BEAUMONT URGENT CARE		1			1
WESTEX URGENT CARE, PLLC			1	100%	1
THE INTERNAL MEDICAL GROUP		1			1
FIVE STAR PREMIER RESIDENCES OF POMPANO BEACH			1	100%	1
AMERICA'S ER SITE 002 LLC			1	100%	1
HEALTH NETWORK			1	100%	1
MEDEXPRESS URGENT CARE - LINCOLN		1			1
MT CARMEL NURSING HOME		1			1
Vi at Aventura		1			1
BEVERLY ADVANCED PRACTICE NURSING		1			1
CVS NJ1927POCT GREEN BROOK		1			1
Remarkable Healthcare Dallas			1	100%	1
GENESIS HEALTH SYSTEM			1	100%	1
HUNTERS CREEK MEDICAL ASSOCIATES PA		1			1
DOCTORS CARE – GREER		1			1
WORKFORCE HEALTH DEPARTMENT			1	100%	1
TMH URGENT CARE CENTER			1	100%	1
MEDEXPRESS URGENT CARE - ROCKAWAY		1			1
PEACHEALTH LABORATORIES		1			1
Melbourne Terrace Rehabilitation Center			1	100%	1
Lynwood		1			1
CLEVELAND CLINIC AKRON GENERAL			1	100%	1
NEW SMYRNA BEACH AMBULATORY CARE CTR			1	100%	1
DR PHILLIPS CENTER FOR WELLNESS		1			1
Crowne Place Assisted Living		1			1
BAYFRONT HEAL WOUND CARE AND HYPERBARIC CENTER			1	100%	1
Kroger 016 - The Little Clinic Centennial		1			1
Mountain View Manor			1	100%	1

COVID-19: testing by laboratory

Data through Mar 22, 2021 verified as of Mar 23, 2021 at 09:25 AM

Data in this report are provisional and subject to change.

The numbers in the table below represent the number of Florida and non-Florida residents for whom test results were received by the Department of Health. A person can be tested by more than one laboratory and can have both positive and negative results. **Therefore, the sum of the numbers in each column will be larger than the total number of people tested.**

Reporting lab	Inconclusive	Negative	Positive	Percent positive	Total
CLEVELAND HEARTLAB			1	100%	1
AESTHETIC PHYSICIANS PC			1	100%	1
CVS CA9485POCT MISSION VIEJO		1			1
PRIME CARE FAMILY MEDICINE			1	100%	1
COLUMBIA CREST CARE & RAHAB		1			1
Miller Health Care Center			1	100%	1
MERCY – NORTH IOWA			1	100%	1
ROCKLEDGE HEALTH & REHABILITATION CENTER			1	100%	1
GENEVA FAMILY HEALTH			1	100%	1
THE MEDICAL CENTER			1	100%	1
DAVITA DIALYSIS-NORTH			1	100%	1
UNITYPOINT HEALTH TRINITY			1	100%	1
Kroger 825 - The Little Clinic Dorothy Lane		1			1
EMERALD HEALTH CARE		1			1
SMA BEHAVIORAL HEALTH SERVICES INC		1			1
Newton Wellesley Center for Alzheimer's Care		1			1
CVS OH2540POCT HILLIARD		1			1
RED HOOK FAMILY PRACTICE		1			1
MID-SOUTH URGENT CARE, PLLC			1	100%	1
DEVLIN MANOR NURSING AND REHABILITATION		1			1
PUBLIC HEALTH LABORATORIES			1	100%	1
BIOLOGICAL AND CHEMICAL EMERGENCIES LABORATORY			1	100%	1
RENE F CEDENO DMD PA		1			1
MOUNT SINAI MEDICAL CENTER OF FLORIDA INC			1	100%	1
Harris Hill Nursing Facility		1			1
ADVENTHEALTH MEDICAL GROUP INTERNAL MEDICINE AT MILLS			1	100%	1
AUTUMN CARE OF STATESVILLE, LLC		1			1
CARENOW URGENT CARE-HENDERSONVILLE		1			1
CVS CA9823POCT SACRAMENTO		1			1
WEST VIRGINIA LABORATORIES			1	100%	1
INSTANT MEDICAL CARE CENTER			1	100%	1
WINDERMERE PEDIATRICS			1	100%	1
AIRCARE INTERNATIONAL		1			1
MINUTE CLINIC DIAGNOSTIC MED GRP OF CA		1			1
MEDCOR INC			1	100%	1
MCCALLIE SCHOOL-STUDENT HEALTH CENTER		1			1
CLERMONT HEALTH DEPARTMENT			1	100%	1
CVS TX7431POCT ROWLETT		1			1
EUGENE T FINAN, MD			1	100%	1
FRONT PORCH PEDIATRICS PLLC			1	100%	1
Kroger 923 - The Little Clinic Centerville		1			1
COLONIAL HEALTH CARE		1			1
WEST FLORIDA MEDICAL CENTER CLINIC			1	100%	1
GIFFORD MEMORIAL HOSPITAL		1			1
St. Anne Home		1			1
ST JOSEPHS CHILDRENS HOSPITAL PEDI TRANSPORT			1	100%	1
CONVENIENT MEDICAL AND HEALTH SERVICES			1	100%	1

COVID-19: testing by laboratory

Data through Mar 22, 2021 verified as of Mar 23, 2021 at 09:25 AM

Data in this report are provisional and subject to change.

The numbers in the table below represent the number of Florida and non-Florida residents for whom test results were received by the Department of Health. A person can be tested by more than one laboratory and can have both positive and negative results. **Therefore, the sum of the numbers in each column will be larger than the total number of people tested.**

Reporting lab	Inconclusive	Negative	Positive	Percent positive	Total
GENESEE COUNTY HEALTH DEPARTMENT		1			1
CAMBRIDGE HEALTH ALLIANCE			1	100%	1
Washington County Nursing H0me			1	100%	1
MORNINGSIDE NURSING AND REHABILITATION		1			1
HIGH DESERT COURT GROUP HOME			1	100%	1
White River Health Care Center		1			1
Senatobia Healthcare & Rehab		1			1
Kroger 433 - The Little Clinic Atoka		1			1
QUALITY URGENT CARE CENTER			1	100%	1
ADVANCE HEALTH AND WELLNESS SOLUTIONS			1	100%	1
ADVANTA LABS, LLC		1			1
SOUTHWOOD HEALTHCARE CENTER		1			1
MARTIN LUTHER KING RENAL INSTITUTE			1	100%	1
WALGREENS #5130			1	100%	1
SUMMER PLACE NURSING & REHABILITATION		1			1
MEDSTAR HEALTH URGENT CARE			1	100%	1
Kroger 481 - The Little Clinic Houston Levee		1			1
NEMOURS CHILDREN'S PRIMARY CARE			1	100%	1
NABI		1			1
POMPANO BEACH ARTIFICIAL KIDNEY CENTER			1	100%	1
Kroger 419 - The Little Clinic Farmington/Exeter		1			1
SARASOTA MEMORIAL HOSPITAL		1			1
NYU LANGONE AMBULATORY CARE LAKE SUCCE		1			1
GAMMA HEALTHCARE, INC		1			1
OMNI HEALTHCARE URGENT CARE			1	100%	1
TRANSCEND PERFORMANCE AND LIFESTYLE INSTITUTE			1	100%	1
			1	100%	1
AUTUMN HOUSE			1	100%	1
COUNTY OF HAMILTON			1	100%	1
MEDICAL CLINIC OF HOUSTON			1	100%	1
COLLIER BLVD HMA PHYSICIANS MANAGEMENT LLC			1	100%	1
GADSDEN FAMILY PRACTICE		1			1
Aspire Physical Recovery Center at Cahaba River		1			1
Nemours Children's Clinic-Orla			1	100%	1
WAKE FOREST MEDICAL CENTER LABORATORY			1	100%	1
Kroger 447 - The Little Clinic Lebanon		1			1
DECATUR MORGAN HOSPITAL - DECATUR GENE		1			1
Fulton County Medical Center Long Term Care			1	100%	1
PEDIATRIC ASSOCIATES - JACKSONVILLE			1	100%	1
MED CHOICE CENTER OF NORTH MIAMI			1	100%	1
SIGNATURE CARE MIDLAND			1	100%	1
MD NOW MEDICAL CENTERS, INC			1	100%	1
Kroger 57 - The Little Clinic Jay C Charlestown		1			1
BAPTIST HEALTH PRIMARY CARE AT CUTLER BAY			1	100%	1
DOCTORS CHOICE HOME CARE INC			1	100%	1
LPG PRIMARY CARE AT LABELLE			1	100%	1
Manor Care Health Care Services - Williamsport North		1			1

COVID-19: testing by laboratory

Data through Mar 22, 2021 verified as of Mar 23, 2021 at 09:25 AM

Data in this report are provisional and subject to change.

The numbers in the table below represent the number of Florida and non-Florida residents for whom test results were received by the Department of Health. A person can be tested by more than one laboratory and can have both positive and negative results. **Therefore, the sum of the numbers in each column will be larger than the total number of people tested.**

Reporting lab	Inconclusive	Negative	Positive	Percent positive	Total
SOUTHWOOD NURSING & RETIREMENT CENTER		1			1
PEACE HEALTH FAMILY MEDICINE AT 87TH AVE		1			1
Henry County Health and Rehabilitation		1			1
TMH PHYSICIAN PARTNERS			1	100%	1
PARK LANE NURSING HOME		1			1
THE DOCTORS OFFICE OF BRICK, LLC		1			1
COASTAL PEDIATRICS LLC			1	100%	1
Kroger 753 - The Little Clinic Goss Avenue		1			1
EAST END PEDIATRICS		1			1
ST. LUKES HOSPITAL			1	100%	1
OHIO VALLEY MANOR NURSING &		1			1
JERSEY IRISH MEDICAL		1			1
NORTHEAST TEXAS DIALYSIS		1			1
CARSON NURSING AND REHABILITATION CENTER		1			1
HYDE PARK MEDICAL CENTER		1			1
NHC Sequatchie		1			1
BAPTIST HOSPITAL LABORATORY			1	100%	1
YORK HOSPITAL: MICROBIOLOGY			1	100%	1
MERITER LABORATORIES			1	100%	1
MID-FLORIDA PATHOLOGY LLC		1			1
MISSION HOSPITAL			1	100%	1
MEDICAL CENTER			1	100%	1
WALGREENS #10854		1			1
MEMORIAL HOSPITAL OF TAMPA			1	100%	1
CAROMONT HEALTH			1	100%	1
BIODORON LABORATORIES			1	100%	1
WMC HEALTH GROUP OF KISSIMMEE LLC			1	100%	1
URGENT 202 COX CREEK PKWY		1			1
BRITTNEY WHELIHAN IRWIN ARNP LLC			1	100%	1
HAWAII DEPARTMENT OF HEALTH LAB			1	100%	1
MEDEXPRESS URGENT CARE - RUSSELLVILLE, W MAIN ST		1			1
HARTFORD HEALTH CARE & REHABILITATION			1	100%	1
COLLINS NURSING HOME		1			1
MISSION REGIONAL MEDICAL CENTER			1	100%	1
Hillside Manor Rehabilitation and Extended Care Center		1			1
Alden North Shore			1	100%	1
AURORA CONSOLIDATED LABORATORY			1	100%	1
JACK M MATHENY II MD			1	100%	1
BOCA RATON REGIONAL HOSPITAL		1			1
Eugene J. Towbin Healthcare Center		1			1
Kroger 705 - The Little Clinic Richmond		1			1
MID-FLORIDA CANCER CENTERS		1			1
CHIPLEY DIALYSIS			1	100%	1
VAULT MEDICAL SERVICES			1	100%	1
HOSPITALS OF PROVIDENCE TRANSMOUNTAIN CAMPUS, THE			1	100%	1
The Center at Centennial			1	100%	1
CONSOLIDATED			1	100%	1

COVID-19: testing by laboratory

Data through Mar 22, 2021 verified as of Mar 23, 2021 at 09:25 AM

Data in this report are provisional and subject to change.

The numbers in the table below represent the number of Florida and non-Florida residents for whom test results were received by the Department of Health. A person can be tested by more than one laboratory and can have both positive and negative results. **Therefore, the sum of the numbers in each column will be larger than the total number of people tested.**

Reporting lab	Inconclusive	Negative	Positive	Percent positive	Total
CVS AZ7855POCT TUCSON		1			1
SCHUYLER HOSPITAL		1			1
CVS IL2297144CV CHICAGO		1			1
FLAGLER COUNTY BOARD OF COUNTY COMMISSIONERS			1	100%	1
PEDIATRIC ASSOCIATES - MIAMI LAKES		1			1
San Antonio Residence and Rehabilitation Center		1			1
CVS TX7825POCT FRISCO		1			1
FAU MEMORY & WELLNESS CENTER			1	100%	1
Long Beach Care Center			1	100%	1
IVY CREEK HEALTHCARE & WELLNESS CENTRE			1	100%	1
Monument Health Strugis Care Center		1			1
CVS IL2297652CV CHICAGO		1			1
SAINT JOSEPHS HOSPITAL OF ATLANTA			1	100%	1
OUCH URGENT CARE			1	100%	1
FLORIDA ADVANCED MEDICAL AND DERM AESTHETICS LLC			1	100%	1
WATERS EDGE ELEMENTARY SCHOOL			1	100%	1
INTERNAL MEDICINE ASSOCIATES		1			1
FORT MYERS DIALYSIS		1			1
PULSE MEDICAL DOCTOTS LLC			1	100%	1
FIRSTCARE MEDICAL CENTER			1	100%	1
Vista Park			1	100%	1
DERMDX, DIV OF AURORA DIAGNOSTICS/BERNHARDT LAB		1			1
BAYLOR SCOTT & WHITE ALL SAINTS MEDICAL CENTER FT			1	100%	1
OXLEY PARK HEALTH & REHAB		1			1
PHYSICIAN ASSOCIATES, LLC			1	100%	1
TANNER CLINIC			1	100%	1
MEDAC AT PORTERS NECK			1	100%	1
CHI ST. LUKE'S HEALTH BCM MEDICAL CENTER			1	100%	1
ATLANTIS VISION CENTER			1	100%	1
ALLEGANY COUNTY DEPARTMENT OF HEALTH		1			1
NOORANI MEDICAL CENTER LLC			1	100%	1
ENT & ALLERGY ASSOCIATES, LLP - SLEEPY HOLLOW (ABBOTT)		1			1
Kroger 519 - The Little Clinic Staples Mill Road		1			1
KIDSVILLE PEDIATRICS III PA			1	100%	1
PALM BEACH COUNTY HEALTH DEPT.			1	100%	1
HEALTH FIRST MEDICAL GROUP LLC			1	100%	1
INHEALTH LIFE SCIENCES LLC			1	100%	1
LAKE COMMUNITY ACTION AGENCY		1			1
Portsmouth Health and Rehab			1	100%	1
VIRGINIA UROLOGY		1			1
ARLINGTON ADULT RESIDENTIAL FACILITY, INC			1	100%	1
CVS KS8601POCT OVERLAND PARK			1	100%	1
SHP WESTCHESTER LLC		1			1
LABORATORY SERVICES SGHS - CAMDEN		1			1
CVS TX1057POCT SAN ANTONIO		1			1
TAYLOR COUNTY HEALTH DEPARTMENT			1	100%	1
DUKE UNIVERSITY POINT OF CARE TESTING PROGRAM			1	100%	1

COVID-19: testing by laboratory

Data through Mar 22, 2021 verified as of Mar 23, 2021 at 09:25 AM

Data in this report are provisional and subject to change.

The numbers in the table below represent the number of Florida and non-Florida residents for whom test results were received by the Department of Health. A person can be tested by more than one laboratory and can have both positive and negative results. **Therefore, the sum of the numbers in each column will be larger than the total number of people tested.**

Reporting lab	Inconclusive	Negative	Positive	Percent positive	Total
PATIENT FIRST-GENERAL BOOTH			1	100%	1
Walgreens #12153		1			1
ORMOND BEACH DIALYSIS			1	100%	1
THE EMORY CLINIC			1	100%	1
FLORIDA DEPARTMENT OF HEALTH PALM BEACH COUNTY			1	100%	1
BAPTIST HEALTH PRIMARY CARE AT DORAL			1	100%	1
PLEASANT RIDGE MANOR WEST		1			1
BETHESDA HOSPITAL			1	100%	1
RYE BEACH PHARMACY INC		1			1
COURTLAND TERRACE		1			1
WALKIN MEDICAL URGENT CARE,NEW CITY			1	100%	1
MEMORIAL HERMANN SOUTHWEST HOSPITAL			1	100%	1
GENESIS HOME HEALTH CARE SERVICES OF			1	100%	1
JOSEPH REINA PHARMACY INC DBA JRX PHAR		1			1
HEART HOSPITAL OF LAFAYETTE: EMERGENCY ROOM			1	100%	1
MEDEXPRESS URGENT CARE - LINDEN		1			1
SEGAL INSTITUTE FOR CLINICAL RESEARCH INC			1	100%	1
EXPRESS LAB LIVINGSTON			1	100%	1
BEST CARE COMMUNITY AND FAMILY HEALTH CENTER INC			1	100%	1
MARQUETTE GENERAL HOSPITAL			1	100%	1
WEST PENSACOLA DIALYSIS CENTER			1	100%	1
LACKAWANNA HEALTH AND REHAB CENTER		1			1
IVAN, MAYA			1	100%	1
CVS AZ3749POCT GOODYEAR		1			1
HENRICO DOCTOR'S LABORATORY			1	100%	1
TAMPA GENERAL MEDICAL GROUP LABORATORY HEALTHPARK			1	100%	1
A.G. Rhodes		1			1
Walgreens #3049		1			1
SARHA DOCTORS CENTER			1	100%	1
DIGNITY HEALTH GOHEALTH		1			1
AVALON MEDICAL GROUP			1	100%	1
bishop rehabilitation and nursing center		1			1
FOUNDCARE HEALTH			1	100%	1
PINELLAS POINT NURSING AND REHAB CENTER			1	100%	1
EAGLE COUNTY HEALTH AND HUMAN SERVICES			1	100%	1
CHATEAU MADELEINE - SENIOR LIVING & MEMORY CARE			1	100%	1
Crowne Health Care of Eufaula		1			1
EXPRESS CARE OF OCALA			1	100%	1
Accordius Health at Harrisonburg		1			1
HELIX BIOMEDICS LLC			1	100%	1
CVS NC2749POCT CONCORD		1			1
BERKSHIRE MEDICAL CENTER			1	100%	1
SAINT JOSEPH'S HOSPITAL AND MEDICAL CENTER		1			1
CHC			1	100%	1
ATRIA TAMARAC			1	100%	1
FASTMED URGENT CARE			1	100%	1
MEDEXPRESS URGENT CARE - WICHITA, N MAIZE RD		1			1

COVID-19: testing by laboratory

Data through Mar 22, 2021 verified as of Mar 23, 2021 at 09:25 AM

Data in this report are provisional and subject to change.

The numbers in the table below represent the number of Florida and non-Florida residents for whom test results were received by the Department of Health. A person can be tested by more than one laboratory and can have both positive and negative results. **Therefore, the sum of the numbers in each column will be larger than the total number of people tested.**

Reporting lab	Inconclusive	Negative	Positive	Percent positive	Total
BROOKDALE FORT WALTON BEACH			1	100%	1
MOBILE MEDICAL CLINIC			1	100%	1
VANAJA SUREDDI MD PA			1	100%	1
METROWEST MEDICAL CENTER - FRAMINGHAM			1	100%	1
ST MARY'S OF SAGINAW		1			1
HARMONY HEALTHCARE ORLANDO INC		1			1
MEMORIAL HOSPITAL LOS BANOS			1	100%	1
FELD ENTERTAINMENT			1	100%	1
Redwood Springs Healthcare			1	100%	1
TIMPANOGOS REGIONAL HOSPITAL			1	100%	1
CARING PROFESSIONAL HEALTH CARE LLC		1			1
PREMIUM HOME HEALTH CARE INC			1	100%	1
NEXT LEVEL URGENT CARE (WOODLANDS)			1	100%	1
Greenhaven Health and Rehabilitation		1			1
WHEATON FRANCISCAN LABORATORY			1	100%	1
Kroger 410 - The Little Clinic Trinity		1			1
HARDIN MEMORIAL HOSPITAL - HEARTLAND PATHOLOGY CONSULTANTS			1	100%	1
OHSU LABORATORY SERVICES		1			1
SEATTLE-KING COUNTY			1	100%	1
Seal Rock Healthcare		1			1
SMITH KLINE			1	100%	1
FLORIDA HOSPITAL ORMOND BEACH			1	100%	1
JUPITER MEDICAL CENTER INC			1	100%	1
ENCOMPASS HEALTH HOME HEALTH		1			1
MEDICAL SPECIALISTS OF THE PALM BEACHES INC			1	100%	1
Avista Nursing and Rehab			1	100%	1
LAKEVIEW REGIONAL HOSPITAL			1	100%	1
RIDGE OPTUM FLORIDA			1	100%	1
LIFE CARE CENTER OF HILTON HEAD		1			1
ALLIANCE MD DIRECT PRIMARY CARE			1	100%	1
Ash Flat Healthcare and Rehabilitation Center			1	100%	1
BAY AREA HOSPITAL LAB & HST		1			1
EVANS FAMILY CARE PA			1	100%	1
LOGAN COUNTY HOSPITAL			1	100%	1
URGENT CARE CENTER OF PORT ORANGE LLC			1	100%	1
MERCY MEDICAL CENTER INC			1	100%	1
URGENT DOC -NACOGODOCHES CLINIC			1	100%	1
CLEVELAND CLINIC OUTPATIENT LABORATORY			1	100%	1
MBMG OF WINTER HAVEN			1	100%	1
Mary Anna Nursing Home		1			1
WALMART PHARMACY 10-4554		1			1
Kroger 500 - The Little Clinic Speedway		1			1
FAMILY PRACTICE OF CENTRAL FLORIDA PA			1	100%	1
MAYO MEDICAL LABORATORIES			1	100%	1
IMMY LABS			1	100%	1
ANY LAB TEST NOW JACKSONVILLE		1			1
SC-GA2018 THE RIDGE REHABILITATION & H		1			1

COVID-19: testing by laboratory

Data through Mar 22, 2021 verified as of Mar 23, 2021 at 09:25 AM

Data in this report are provisional and subject to change.

The numbers in the table below represent the number of Florida and non-Florida residents for whom test results were received by the Department of Health. A person can be tested by more than one laboratory and can have both positive and negative results. **Therefore, the sum of the numbers in each column will be larger than the total number of people tested.**

Reporting lab	Inconclusive	Negative	Positive	Percent positive	Total
Crisp Regional Nursing and Rehab Center		1			1
BATESVILLE - SHERWOOD URGENT CARE			1	100%	1
MEDIPLUS CLINIC, INC			1	100%	1
PROGRESSIVE MEDICAL RESEARCH			1	100%	1
TFH HOME HEALTH INC			1	100%	1
EILEEN TURBESSI MD PA		1			1
BRIDGES AT LIFE CARE CENTER OF OCALA, THE			1	100%	1
HEALTH FIRST HOME CARE		1			1
FLORHAM PARK ENDOSCOPY CENTER		1			1
FLORIDA DIGESTIVE AND LIVER SPECIALISTS			1	100%	1
Woodstock Nursing and Rehabilitation Center		1			1
NULL			1	100%	1
PAUL C SCHWARTZ & MELVIN L WEIDMAN		1			1
FAMILY PHYSICIANS OF WINTER PARK, INC			1	100%	1
CONSULATE HEALTH CARE OF VERO BEACH			1	100%	1
ADVENTHEALTH MEDICAL GROUP UROLOGY AT EAST ORLANDO		1			1
BRIAN C GRINER MD LLC			1	100%	1
Robinson Terrace Rehabilitation and Nursing Center		1			1
New York Harbor Harbor HCS - Brooklyn Campus		1			1
ARNOLD PALMER HOSPITAL LAB POCT		1			1
Kroger 682 - The Little Clinic Combs and Gantzel		1			1
Maple Lane Nursing Home		1			1
GENESIS MICROBIOLOGY LAB		1			1
ORDRS, INC.			1	100%	1
RIVERSIDE PEDIATRIC GROUP, INC		1			1
WY RETIREMENT CENTER		1			1
Eagle Point Health Care Center		1			1
LabCorp L#09258295 M#09258285			1	100%	1
ATMORE COMMUNITY HOSPITAL			1	100%	1
SONORAN DESERT PATHOLOGY			1	100%	1
INNOVATIVE CARE II LLC			1	100%	1
Erie VAMC		1			1
PHYSICIANS IMMEDIATE CARE			1	100%	1
SOUTHERN FAMILY HEALTH			1	100%	1
ORCHARD PARK HEALTH CARE AND REHABILITATION CENTER		1			1
VERITAS GENETICS, INC.			1	100%	1
CVS CT2210POCT RIVERSIDE		1			1
Brown Memorial Home		1			1
SENCARE MANAGEMENT		1			1
REGIONAL MED CTR BAYONET POINT			1	100%	1
BEAUMONT HOSPITAL, GROSSE POINTE			1	100%	1
ADVANCED URGENT CARE PLLC		1			1
SHANDSCAIR FLIGHT PROGRAM			1	100%	1
JPS HEALTH CENTER AT TRUE WORTH PLACE			1	100%	1
CVS IL2297651CV JOLIET		1			1
HOLSTON MEDICAL GROUP		1			1
CLUB HEALTH AND REHABILITATION CENTER, THE		1			1

COVID-19: testing by laboratory

Data through Mar 22, 2021 verified as of Mar 23, 2021 at 09:25 AM

Data in this report are provisional and subject to change.

The numbers in the table below represent the number of Florida and non-Florida residents for whom test results were received by the Department of Health. A person can be tested by more than one laboratory and can have both positive and negative results. **Therefore, the sum of the numbers in each column will be larger than the total number of people tested.**

Reporting lab	Inconclusive	Negative	Positive	Percent positive	Total
CONTINENTAL HOME HEALTH CARE INC			1	100%	1
LIBERTY URGENT CARE			1	100%	1
MISSISSIPPI VALLEY REGIONAL BLOOD CENTER			1	100%	1
HEALTHPLUS			1	100%	1
ADVENTHEALTH MEDICAL GROUP INTERNAL MEDICINE		1			1
Manor Care of Dallastown d/b/a ManorCare Health Services - Dallastown		1			1
Bayou Vista Community Care Center			1	100%	1
MINUTE CLINIC DIAGNOSTICS OF IN, LLC #6252		1			1
GOLDING-GRANADO MEDICAL ASSOCIATES		1			1
NORTHSIDE FAMILY MEDICINE		1			1
MRMC LAB MICRO			1	100%	1
MEDEXPRESS URGENT CARE - LEOMINSTER		1			1
PEDIATRIC URGENT CARE CENTR OF FORT WORTH-LA GRAN			1	100%	1
NEW YORK CITY DEPARTMENT OF HEALTH			1	100%	1
FAITH FAMILY PRACTICE			1	100%	1
LABORATORY COPRORATION OF AMERICA			1	100%	1
DESTIN SURGERY CENTER LTD		1			1
Williamstown Commons			1	100%	1
BETHESDA HEALTH PHYSICIANS GROUP		1			1
MEDHEALTH CLINICAL INC			1	100%	1
Cerenity Senior Care-White Bear Lake		1			1
B2 URGENT CARE			1	100%	1
KISSIMMEE HOME TRAINING		1			1
Kroger 395 - The Little Clinic Blanchester		1			1
WVU MEDICINE - WESTON			1	100%	1
Kroger 531 - The Little Clinic Waterville		1			1
MINNESOTA HERITAGE HOUSE		1			1
Raleigh Center (WV)			1	100%	1
LAKE VIEW COURT		1			1
US LABORATORIES			1	100%	1
BRISTOL REGINAL MEDICAL CENTER			1	100%	1
CVS NC2559POCT CHARLOTTE		1			1
SIGNATURE CARE COLLEGE STATION			1	100%	1
SILVER SPRINGS SHORES DIALYSIS			1	100%	1
HATLEY HEALTH CARE, INC		1			1
Sanford Health & Rehabilitation			1	100%	1
AMBRY GENETICS CORP	1				1
KEY WEST BRANCH MEDICAL CLINIC			1	100%	1
UHS BINGHAMTON GENERAL			1	100%	1
John L. McClellan Memorial Veterans Hospital		1			1
VIP FAMILY PRACTICE			1	100%	1
HEALTH GUAGE			1	100%	1
HEARTLAND OF ZEPHYRHILLS FL, LLC			1	100%	1
Quince Nursing and Rehabilitation Center		1			1
LOUIS STOKES CLEVELAND VA MEDICAL CENTER			1	100%	1
Brookdale Southside			1	100%	1
CVS MA1875POCT ASHLAND			1	100%	1

COVID-19: testing by laboratory

Data through Mar 22, 2021 verified as of Mar 23, 2021 at 09:25 AM

Data in this report are provisional and subject to change.

The numbers in the table below represent the number of Florida and non-Florida residents for whom test results were received by the Department of Health. A person can be tested by more than one laboratory and can have both positive and negative results. **Therefore, the sum of the numbers in each column will be larger than the total number of people tested.**

Reporting lab	Inconclusive	Negative	Positive	Percent positive	Total
SPECTRUM LUDINGTON			1	100%	1
Longwood Community Living Center		1			1
QUICKCARE HEALTH, INC			1	100%	1
Kroger 126 - The Little Clinic Cottonwood		1			1
BROOKDALE FORT MYERS LAKES PARK			1	100%	1
HALIFAX FAMILY HEALTH CENTER			1	100%	1
Keller Landing Center		1			1
DAVENPORT PEDIATRICS CLERMONT			1	100%	1
CHILTON MEDICAL CENTER		1			1
VIVIAN SIMMONS FAMILY PRACTICE			1	100%	1
NORTH WEST FLORIDA DIAGNOSTIC ENOCRINOLOGY CLINIC			1	100%	1
HOLMES FAMILY PRACTICE PA			1	100%	1
Dugan Memorial Home		1			1
Providence VAMC		1			1
CARE STATION MEDICAL GROUP		1			1
EH FARGO HOSPITAL LABORATORY			1	100%	1
HOLYCROSS URGENT CARE AND IMAGING CENTER		1			1
ABRAKIDABRA KIDS CLINIC			1	100%	1
CVS OH3481POCT MARYSVILLE		1			1
INTERIM HEALTHCARE OF PALM COAST			1	100%	1
ADVANCE CARDIOVASCULAR IMAGING, INC			1	100%	1
NORTHWEST FLORIDA SPECIALTY PHYSICIANS LLC		1			1
BROOKSVILLE REGIONAL HOSPITAL			1	100%	1
SPRINGFIELD HOSPITAL			1	100%	1
CVS TN6414POCT SMYRNA		1			1
CARDIAC AND VASCULAR CONSULTANTS MD PA		1			1
MEDEXPRESS URGENT CARE - JACKSON		1			1
CORPORATION OF AMERICA		1			1
Hinesville VA Clinic		1			1
PINNACLE DIALYSIS		1			1
HUNTSVILLE HOSPITAL			1	100%	1
FAMILY MEDICAL CENTER OF HOLLYWOOD PA			1	100%	1
MEDLABS OF FLORIDA LLC D/B/A MEDLABS DIAGNOSTICS		1			1
MIAMI JEWISH DIALYSIS			1	100%	1
BAPTIST HEALTH MEDICAL PLAZA			1	100%	1
NORTH PALM BEACH DIALYSIS CENTER			1	100%	1
OASIS FAMILY RESORT IN THE SPRINGS LLC		1			1
ASCENSION ST VINCENT'S - WESTSIDE			1	100%	1
CLEVELAND CLINIC FLORIDA WAIVED			1	100%	1
DEACONESS URGENT CARE CENTER			1	100%	1
DEVLAB, LLC			1	100%	1
UNITY LONGPOND		1			1
WALGREENS # 12338		1			1
SUNSHINE FAMILY & WELLNESS CENTER			1	100%	1
ELATION HEALTH		1			1
BREVARD COUNTY JAIL			1	100%	1
WARREN GENERAL HOSPITAL			1	100%	1

COVID-19: testing by laboratory

Data through Mar 22, 2021 verified as of Mar 23, 2021 at 09:25 AM

Data in this report are provisional and subject to change.

The numbers in the table below represent the number of Florida and non-Florida residents for whom test results were received by the Department of Health. A person can be tested by more than one laboratory and can have both positive and negative results. **Therefore, the sum of the numbers in each column will be larger than the total number of people tested.**

Reporting lab	Inconclusive	Negative	Positive	Percent positive	Total
UNIVERSITY OF NORTH CAROLINA HOSPITALS			1	100%	1
ALL CARE URGENT CARE			1	100%	1
COUNTRYSIDE PEDIATRIC CARE PA			1	100%	1
BAPTIST HEALTH EXPRESS CARE			1	100%	1
Freedom Pointe at The Villages			1	100%	1
West Bay of Tampa Center			1	100%	1
Overton Brooks VAMC		1			1
SELECT SPECIALTY HOSPITAL - ORLANDO SOUTH			1	100%	1
CVS OH6164POCT DELAWARE		1			1
KEY BISCAYNE PEDIATRIC ASSOCIATES INC			1	100%	1
Southern Pines Healthcare Center		1			1
REHABILITATION CENTER OF SOUTH GEORGIA		1			1
RIVERSIDE REGIONAL MED CENTER			1	100%	1
MERCY HOME		1			1
NEW YORK STATE DEPARTMENT OF HEALTH			1	100%	1
Brio of Johnston		1			1
ONSLOW COUNTY HEALTH DEPARTMENT			1	100%	1
CYPRESS CREEK DIALYSIS CTR			1	100%	1
ENCOMPASS HEALTH REHABILITATION HOSPITAL OF MIAMI			1	100%	1
Wedgewood Manor		1			1
Walgreens #10988		1			1
CARE ADVANTAGE			1	100%	1
SOPHIA MEDICAL ASSOCIATES, PC			1	100%	1
MEDICAL UNIVERSITY OF SOUTH CAROLINA			1	100%	1
CVS NH1004POCT SALEM			1	100%	1
MERCY GENERAL HOSPITAL			1	100%	1
OMNICARE PHARMACY OF TEXAS 1, LP		1			1
MANHATTAN COLLEGE HEALTH SERVICES		1			1
APPLECARE URGENT CARE			1	100%	1
BAPTIST HOSPITAL EAST			1	100%	1
CONNECTICUT PEDIATRICS @ CHC		1			1
ManorCare Yeadon		1			1
MCR HEALTH MEDICAL EXPRESS			1	100%	1
GSM OCED Subsection			1	100%	1
Kroger - KR001100688			1	100%	1
NEW YORK PRESBYTERIAN HOSPITAL			1	100%	1
LIFESPAN HEALTH - SELMER		1			1
CVS MA38POCT CHARLTON		1			1
Kroger 49 - The Little Clinic Wichita - 21st St.			1	100%	1
NORTH BREVARD CHILDRENS MEDICAL CENTER			1	100%	1
CORPUS CHRISTI MEDICAL CENTER			1	100%	1
LABTEST LLC LABTEST DIAGNOSTICS			1	100%	1
SOUTHERN WINDS			1	100%	1
MEA PRIMARY CARE PLUS BYRAM			1	100%	1
MAINE HEALTH AND ENVIRONMENTAL TESTING LABORATORY			1	100%	1
MIL LAKE HEALTHCARE CENTER INC PEDIATRICS			1	100%	1
THOMAS HOSPITAL			1	100%	1

COVID-19: testing by laboratory

Data through Mar 22, 2021 verified as of Mar 23, 2021 at 09:25 AM

Data in this report are provisional and subject to change.

The numbers in the table below represent the number of Florida and non-Florida residents for whom test results were received by the Department of Health. A person can be tested by more than one laboratory and can have both positive and negative results. **Therefore, the sum of the numbers in each column will be larger than the total number of people tested.**

Reporting lab	Inconclusive	Negative	Positive	Percent positive	Total
CVS NE5863POCT OMAHA		1			1
COMMONWEALTH OF VIRGINIA DIVISION OF CONSOLIDATED LABORATORY SERVICES			1	100%	1
UNIVERSITY OF MIAMI PRIMARY CARE SITE UMHC 3039			1	100%	1
DW MCMILLAN MEMORIAL HOSPITAL LABORATORY			1	100%	1
APPLECARE URGENT CARE KINGSLAND			1	100%	1
PROGRESSIVE MEDICAL LAB LLC			1	100%	1
Medilodge of Kalamazoo		1			1
ESOTERIC LAB			1	100%	1
WELLMED AT SOUTH STUART		1			1
CLINICAL TRIALS OF TAMPA LLC		1			1
AFTER HOURS CLINIC			1	100%	1
STATE OF ALASKA			1	100%	1
GARDENS PEDIATRICS			1	100%	1
WELLPATH			1	100%	1
THYROID SPECIALTY LABORATORY			1	100%	1
AdventHealth Care Center Zephyrhills North			1	100%	1
TRIPLE O RESEARCH INSTITUTE PA			1	100%	1
ALTA BATES SUMMIT MEDICAL CENTER CLINICAL LAB			1	100%	1
OMNI HEALTHCARE INC			1	100%	1
WEST FLORIDA MEDICAL ASSOCIATES			1	100%	1
UF HEALTH THE VILLAGES			1	100%	1
ORLANDO DIALYSIS		1			1
YOUR KIDS URGENT CARE			1	100%	1
NAVAL BRANCH HEALTH CLINIC			1	100%	1
IP BOISE 1			1	100%	1
MEDEXPRESS URGENT CARE - LAWTON		1			1
LAB PLUS, LLC AT ASCENSION SAINT THOMA		1			1
MEMPHIS URGENT CARE #2, LLC			1	100%	1
PALMA CEIA MED GROUP-SWANN		1			1
PM PEDIATRICS OF BAYSIDE, PLLC		1			1
ROSE MEDICAL CENTER LAB			1	100%	1
CLINICAL MICROBIOLOGY LAB FAIRVIEW UNIVERSITY HOSPITAL			1	100%	1
DORA HOME CARE			1	100%	1
MOSOLF PEDIATRICS PA			1	100%	1
BARRINGTON TERRACE NAPLES			1	100%	1
METHODISM MIDLOTHIAN MEDICAL CENTER			1	100%	1
PREVENTIVE CARDIOLOGY AND INTERNAL MEDICINE ASSOCI			1	100%	1
CLARKSVILLE MANOR INC		1			1
St. Ann Rehabilitation and Nursing Center		1			1
KROGER 785 - THE LITTLE CLINIC DIXIE HWY		1			1
DAUGHTERS OF SARAH NURSING CENTER		1			1
NEW ULM MEDICAL CENTER			1	100%	1
Towne Manor West		1			1
MEDICAL CENTER AFFILIATES PALM SPRINGS			1	100%	1
FOCUSED CARE AT ALLENBROOK		1			1
TEVAPHARM			1	100%	1
Walgreens #9121		1			1

COVID-19: testing by laboratory

Data through Mar 22, 2021 verified as of Mar 23, 2021 at 09:25 AM

Data in this report are provisional and subject to change.

The numbers in the table below represent the number of Florida and non-Florida residents for whom test results were received by the Department of Health. A person can be tested by more than one laboratory and can have both positive and negative results. **Therefore, the sum of the numbers in each column will be larger than the total number of people tested.**

Reporting lab	Inconclusive	Negative	Positive	Percent positive	Total
BAYFRONT CARDIOVASCULAR ASSOCIATES			1	100%	1
TILLAMOOK COUNTY GENERAL HOSPITAL LAB		1			1
NEWCARE PRIMARY MEDICINE			1	100%	1
JUP Serology SubSection			1	100%	1
NATIONAL INSTITUTES OF HEALTH CLINICAL CENTER			1	100%	1
HALEYVILLE HEALTH CARE CENTER		1			1
CLIFTON-FINE HOSPITAL LABORATORY		1			1
HEARTLAND PHARMACY SEBRING			1	100%	1
ARCADIA DIALYSIS CENTER			1	100%	1
Bolingreen Health and Rehabilitation		1			1
COMMUNITY MEDICAL CENTER-ORANGE CITY		1			1
Walgreens #5421		1			1
CVS OH2381POCT LEWIS CENTER		1			1
WALGREENS # 11165		1			1
PASCO COUNTY HEALTH DEPARTMENT			1	100%	1
Good Samaritan Society-Atkinson		1			1
CAREWELL 203			1	100%	1
MEDEXPRESS URGENT CARE-VINLAND SOUTH			1	100%	1
KELLY			1	100%	1
SELF REGIONAL HEALTHCARE			1	100%	1
MIAMI CHILDRENS HOSPITAL MIDTOWN OUTPATIENT CENTER			1	100%	1
UCH LAB			1	100%	1
COASTAL MANOR		1			1
Masonic Medical Research Institute			1	100%	1
SUNCOAST PRIMARY CARE LLC			1	100%	1
CFHC - FROSTPROOF			1	100%	1
ATHENS LIMESTONE HOSPITAL		1			1
Oregon Veterans Home The Dalles		1			1
Villa Maria			1	100%	1
FAMILY AND INTERNAL MEDICINE ASSOCIATES		1			1
CORONA CONCIERGE, LLC		1			1
Oak Hill Health & Rehabilitation Center			1	100%	1
CLINICAL LABORATORY DEPARTMENT			1	100%	1
HANCOCK REGIONAL HOSPITAL		1			1
GEORGETOWN URGENT CARE			1	100%	1
Central Alabama Veterans HCS - East Campus		1			1
Oakview Manor Health and Rehab		1			1
ABSOLUTE CAREGIVERS HOME HEALTH AGENCY INC			1	100%	1
OHIOHEALTH URGENT CARE			1	100%	1
IDAHO HEALTH DEPARTMENT			1	100%	1
ANDREWS			1	100%	1
FAMILY MEDICAL CENTERS			1	100%	1
GULF BREEZE TREATMENT CENTER, LLC			1	100%	1
TMH PHYSICIAN PARTNERS WAKULLA			1	100%	1
PENNY PEDIATRICS		1			1
CLINTON DRUG STORE		1			1
Kroger 539 - The Little Clinic Memorial Blvd.		1			1

COVID-19: testing by laboratory

Data through Mar 22, 2021 verified as of Mar 23, 2021 at 09:25 AM

Data in this report are provisional and subject to change.

The numbers in the table below represent the number of Florida and non-Florida residents for whom test results were received by the Department of Health. A person can be tested by more than one laboratory and can have both positive and negative results. **Therefore, the sum of the numbers in each column will be larger than the total number of people tested.**

Reporting lab	Inconclusive	Negative	Positive	Percent positive	Total
INDIGO PALMS			1	100%	1
MARYWOOD HEIGHTS		1			1
NHC DICKSON		1			1
MEDEX CLINIC LLC			1	100%	1
CELEBRATION FAMILY PHYSICIANS LLC			1	100%	1
Waddell Nursing & Rehab Center		1			1
INNOVATIVE HEALTH DIAGNOSTIC OF CALIFORNIA			1	100%	1
MYLAN-SOUTH POINT PA		1			1
ADVENTHEALTH DURAND			1	100%	1
NORTH FLORIDA CHILD DEVELOPMENT, INC			1	100%	1
MODERN URGENT CARE			1	100%	1
LADY OF THE SEA HOSPITAL LAB			1	100%	1
Kroger 523 - The Little Clinic Dickson			1	100%	1
JET MEDICAL CENTER			1	100%	1
UPMC NORTHWEST HOSPITAL			1	100%	1
RIVERTON CBOC			1	100%	1
MOSAIC MEDICAL CENTER MARYVILLE			1	100%	1
RIDGEFIELD PEDIATRIC ASSOCIATES		1			1
PSL JAX BEACH OPERATIONS LLC			1	100%	1
LAB. CORP. OF AMERICA			1	100%	1
PROVIDENCE HOSPITAL			1	100%	1
BROOKDALE WEST PALM BEACH			1	100%	1
CVS OH4359POCT HUDSON		1			1
Riverside Nursing & Rehabilitation Center		1			1
NEMOURS CHILDRENS URGENT CARE			1	100%	1
PENROSE HOSPITAL			1	100%	1
UT HEALTH RGV CLINICAL LABORATORY			1	100%	1
NHLS			1	100%	1
PINNACLE PAIN CENTER PS DBA LYNX HEALTHCARE		1			1
SUSAN F. WILLIAMS M.D., P.A.			1	100%	1
J F K PEDIATRICS			1	100%	1
TALLAHASSEE DIALYSIS		1			1
LAKE REGIONAL HEALTH			1	100%	1
Kroger - KR070600172		1			1
The Carrington		1			1
ADVANCE GASTROENTEROLOGY			1	100%	1
CHILDRENS HEALTHCARE CTE OF NORTHERN		1			1
NORTH CAROLINA STATE LABORATORY OF PUBLIC HEALTH, SPECTRUM LAB NETWORK			1	100%	1
INTEGRATED GENETICS SEQUENOM		1			1
Country View of Sunbury			1	100%	1
INTERNAL MEDICINE GROUP OF WINTER HAVEN PA		1			1
Kroger 527 - The Little Clinic Hwy 70 S.		1			1
Kroger 805 - The Little Clinic Lewis Center		1			1
Accordius Health at Gastonia			1	100%	1
HOLYOKE MEDICAL CENTER			1	100%	1
CARESPOT - WELLINGTON			1	100%	1
LIBERTY COMMONS NURSING AND REHABILITA		1			1

COVID-19: testing by laboratory

Data through Mar 22, 2021 verified as of Mar 23, 2021 at 09:25 AM

Data in this report are provisional and subject to change.

The numbers in the table below represent the number of Florida and non-Florida residents for whom test results were received by the Department of Health. A person can be tested by more than one laboratory and can have both positive and negative results. **Therefore, the sum of the numbers in each column will be larger than the total number of people tested.**

Reporting lab	Inconclusive	Negative	Positive	Percent positive	Total
PARKWAY REGIONAL MEDICAL CENTER LAB			1	100%	1
SUNY AT STONY BROOK			1	100%	1
LEGACY SPECIALTY PHARMACY CORP			1	100%	1
Lakeland Nursing and Rehabilitation Center LLC		1			1
CVS IN6555POCT BROWNSBURG		1			1
FLORIDA HOSPITAL TRANSPLANT CENTER		1			1
MOBILE INFIRMARY MEDICAL CENTER			1	100%	1
VERMONT DEPT OF HEALTH LABORATORY			1	100%	1
BIOMAT USA INC			1	100%	1
WELLINGTON WEST 100176			1	100%	1
Waycross VA CBOC		1			1
SUN CITY DIAGNOSTIC CENTER			1	100%	1
ELLCOTT CENTER FOR REHABILITATION AND		1			1
Kroger - KRO03400316			1	100%	1
TITUS REGIONAL MEDICAL CENTER			1	100%	1
STEWART MEDICAL GROUP INC			1	100%	1
ADVANCED LABORATORY SERVICES			1	100%	1
ATHENS MEDICAL CENTER			1	100%	1
DEVITA		1			1
ALL PRO ORTHOPEDICS & SPORTS MEDICINE, PA			1	100%	1
KENT		1			1
Wexner Heritage House			1	100%	1
MEMORIAL HOSPITAL - BELLEVILLE			1	100%	1
NIHCC			1	100%	1
MERRILL GARDENS AT CHAMPIONSGATE			1	100%	1
Kroger 670 - The Little Clinic Powell		1			1
CHATSWORTH ASSISTED LIVING COMMUNITY AT PGA NATIONAL			1	100%	1
SOMA MEDICAL CENTER PA #2			1	100%	1
THE LITTLE CLINIC, LLC			1	100%	1
JOSHUA E CHESIR MD		1			1
Glen Haven Health and Rehabilitation LLC		1			1
WILMINGTON NURSING AND REHAB			1	100%	1
Chateau Dville Rehab & Retirement		1			1
Mason Health and Rehab		1			1
ST ANTHONY'S PINELLAS CARE CLINIC			1	100%	1
ADDINGTON PLACE EAST LAKE		1			1
Grays Harbor Health and Rehabilitation		1			1
SAINT FRANCIS HOSPITAL			1	100%	1
HSRE-ASL CASSELBERRY TRS, LLC			1	100%	1
Ashland Place Health and Rehabilitation, LLC		1			1
PUBLIX PHARMACY # 1236			1	100%	1
INDIAN RIDGE		1			1
EXACCARE KINGSTON, LLC			1	100%	1
Summit Medical Group Morristown Oncology		1			1
HOUSTON MEDICAL CENTER			1	100%	1
KIOSK MEDICINE KENTUCKY LLC		1			1
NORDX			1	100%	1

COVID-19: testing by laboratory

Data through Mar 22, 2021 verified as of Mar 23, 2021 at 09:25 AM

Data in this report are provisional and subject to change.

The numbers in the table below represent the number of Florida and non-Florida residents for whom test results were received by the Department of Health. A person can be tested by more than one laboratory and can have both positive and negative results. **Therefore, the sum of the numbers in each column will be larger than the total number of people tested.**

Reporting lab	Inconclusive	Negative	Positive	Percent positive	Total
MED TECH CLINICAL LABORATORY		1			1
Good Samaritan Society - Albion		1			1
APS-SUMMIT CARE PHARMACY, LLC DBA OMNICARE		1			1
MEDICAL EXAMINERS OFFICE, LEESBURG			1	100%	1
WRIGHT PATTERSON AFB MEDICAL CENTER			1	100%	1
Regency Square			1	100%	1
American Fork Care Center dba Heritage Care Center		1			1
CAH ACQUISITION COMPANY 11 LLC			1	100%	1
MEDEXPRESS URGENT CARE - MT EPHRAIM		1			1
MIRAMAR KIDNEY CENTER		1			1
YOUTH HEALTH CENTER OF HUNTINGTON		1			1
WEST FLORIDA HOSPITAL LABORATORY			1	100%	1
WALGREENS # 09788		1			1
Kroger 588 - The Little Clinic Thompsons Station		1			1
Kroger 683 - The Little Clinic Foothills Plaza		1			1
SHAW MEDICAL GROUP LLC			1	100%	1
SOUTHEASTERN HEALTH FACILITES, INC		1			1
LIFESTREAM BEHAVIORAL CENTER INC			1	100%	1
SYNAPSE ANALYTICAL LABS		1			1
HEALTHCARE AND REHAB OF SANFORD			1	100%	1
TCPA CLINICAL LABORATORIES			1	100%	1
CVS NV2989POCT NORTH LAS VEGAS		1			1
St. Catherine's manor of Findlay		1			1
WINCHESTER HOSPITAL			1	100%	1
Cooperstown Center for Nursing and Rehabillitation		1			1
ASHLEY PEDICATRICS DAY AND NIGHT CLINIC			1	100%	1
SOUTHWEST ORLANDO FAMILY MEDICINE, PL			1	100%	1
METHODIST HEALTHCARE - MEMPHIS HOSP		1			1
NANCY M WORTHINGTON MD PA			1	100%	1
SKY LAKES MEDICAL CENTER		1			1
COASTAL ER IX, PHYSICIANS PREMIER			1	100%	1
CVS MI8287POCT MACOMB		1			1
CVS MA299POCT WORCESTER		1			1
PALM BEACH COUNTY SHERIFF OFFICE			1	100%	1
TREASURE COAST MEDICAL CONCIERGE LLC			1	100%	1
PHOEBE PRIMARY CARE CAMILLA			1	100%	1
UNIVERSITY PLACE NURSING CENTER		1			1
PANCARE HEALTH - BRUCE			1	100%	1
CAN COMMUNITY HEALTH LLC		1			1
NORTHEAST GEORGIA HEALTH SYSTEM			1	100%	1
DOCTORS HOSPITAL OF LAREDO			1	100%	1
Life Care Center of Auburn		1			1
PCG MOLECULAR			1	100%	1
CEPERO PEDIATRICS PA			1	100%	1
Spring Gate Rehab and Healthcare Center		1			1
ST. MICHAEL'S ELITE HOSPITAL			1	100%	1
CULVER CITY URGENT CARE			1	100%	1

COVID-19: testing by laboratory

Data through Mar 22, 2021 verified as of Mar 23, 2021 at 09:25 AM

Data in this report are provisional and subject to change.

The numbers in the table below represent the number of Florida and non-Florida residents for whom test results were received by the Department of Health. A person can be tested by more than one laboratory and can have both positive and negative results. **Therefore, the sum of the numbers in each column will be larger than the total number of people tested.**

Reporting lab	Inconclusive	Negative	Positive	Percent positive	Total
WEST FLORIDA MEDICAL ASSOCIATES PA			1	100%	1
MIAMI-DADE COUNTY HEALTH DEPT.		1			1
GWINNETT MEDICAL CENTER			1	100%	1
C A R E S		1			1
Cornerstone at the Ranch		1			1
CVS CA9497POCT IRVINE		1			1
REELFOOT FAMILY WALK-IN CLINIC		1			1
FREDERICK AVENUE GROUP HOME		1			1
Kroger 699 - The Little Clinic Smyrna		1			1
ERIE COUNTY EMERGENCY SERVICES DIV OF		1			1
Kroger 407 - The Little Clinic Lexington		1			1
MEDICAL ASSOCIATES OF PINELLAS - LAB			1	100%	1
MEDEXPRESS URGENT CARE - HACKETTSTOWN		1			1
FAIRVIEW HOSPITAL			1	100%	1
Walgreens #19461		1			1
Kroger 367 - The Little Clinic Walton		1			1
STAMFORD HOSPITAL			1	100%	1
INDIANA STATE DEPARTMENT OF HEALTH CLINIC MICROBIOLOGY		1			1
MEDEXPRESS URGENT CARE - PINE BLUFF S		1			1
WESTOX LABS		1			1
ST. VINCENT HOSPITAL			1	100%	1
PORTAGE MEDICAL CENTER			1	100%	1
ADVENTHEALTH CENTRA CARE POINCIANA			1	100%	1
PELICAN STATE OUTPATIENT CENTER			1	100%	1
EMORY CRAWFORD LONG HOSPITAL			1	100%	1
Arbor Springs Health and Rehab		1			1
EAST FL CORE LAB			1	100%	1
FLORIDA HEART AND VASCULAR MULTISPECIALTY GROUP PA			1	100%	1
NORTH RIVER FAMILY HEALTH CENTER			1	100%	1
HAMPTON VAMC		1			1
ADAMS COUNTY HEALTH DEPARTMENT			1	100%	1
ARIZONA STATE LABORATORY			1	100%	1
TMH CANCER CENTER LABORATORY			1	100%	1
SANCHEZ CAZAU MEDICAL GROUP			1	100%	1
BREVARD FAMILY WALK IN CLINIC			1	100%	1
CLEMENT J ZABLOCKI VAMC		1			1
UF HEALTH EMERGENCY CENTER LABORATORY		1			1
CLINICAL CARE, INC			1	100%	1
Caldwell Care		1			1
UNIVERSITY OF MARYLAND PATHOLOGY ASSOCIATES			1	100%	1
THE HOSPITALS OF PROVIDENCE EMERGENCY ROOM			1	100%	1
CIRRUS DX			1	100%	1
FRIO REGIONAL PRIMARY CARE AND URGENT CARE CLINIC			1	100%	1
CRYSTAL RIVER FIRE DEPARTMENT			1	100%	1
BOCA GENERAL AND FAMILY MEDICINE		1			1
Holly Hill Healthcare Center			1	100%	1
HIGHLAND LABORATORY			1	100%	1

COVID-19: testing by laboratory

Data through Mar 22, 2021 verified as of Mar 23, 2021 at 09:25 AM

Data in this report are provisional and subject to change.

The numbers in the table below represent the number of Florida and non-Florida residents for whom test results were received by the Department of Health. A person can be tested by more than one laboratory and can have both positive and negative results. **Therefore, the sum of the numbers in each column will be larger than the total number of people tested.**

Reporting lab	Inconclusive	Negative	Positive	Percent positive	Total
POUDRE VALLEY HOSPITAL			1	100%	1
GARDENS AT MAPLEWOOD			1	100%	1
ADVANCED MEDICAL LABORATORIES (AML)			1	100%	1
QUALITY LAB			1	100%	1
CVS MI22230CV WAYNE COUNTY COMMUNITY COLLEGE			1	100%	1
GULF COUNTY HEALTH DEPARTMENT			1	100%	1
Parkside Manor		1			1
Schenectady Center for Rehabilitation & Nursing		1			1
LEESBURG DIALYSIS CENTER		1			1
Juniper Village at Bucks County		1			1
MEDEXPRESS URGENT CARE-BRENTWOOD		1			1
Orange City Nursing and Rehab Center			1	100%	1
ARISTACARE AT MANCHESTER		1			1
LEE MEMORIAL HEALTH SYSTEMS HOME HEALTH		1			1
NEW RIVER HEALTH DISTRICT			1	100%	1
CAREFIRST URGENT CARE - BEECHMONT			1	100%	1
Piqua Manor		1			1
EAST TENNESSEE STATE UNIVERSITY		1			1
ROSLYN INTERNAL MEDICINE		1			1
VCU HEALTH SYSTEM AUTHORITY - MCV HOSPITALS			1	100%	1
Heritage of Red Cloud		1			1
PALMETTO CHARTER SCHOOL☐		1			1
MEDCARE QUALITY MEDICAL CENTER LLC			1	100%	1
MEDICAL ASSOCIATES OF CARTER		1			1
AVERA SACRED HEART HOSPITAL			1	100%	1
TOXUSALABS DBA CONNECTDX LABS		1			1
Mercy Manor Transition Center			1	100%	1
KETTERING MEDICAL CENTER			1	100%	1
TMH PHYSICIAN PARTNERS QUINCY			1	100%	1
ST FRANCIS MEDICAL CENTER			1	100%	1
ACCESS TOTAL CARE - PORTLAND			1	100%	1
Arlington Care Center			1	100%	1
ALLEGHENY GENERAL HOSPITAL			1	100%	1
MULTICARE PHYSICIANS			1	100%	1
LOUISIANA STATE LAB			1	100%	1
REGENTS PARK OF JACKSONVILLE			1	100%	1
NORTH SHORE MEDICAL CENTER - SALEM HOSPITAL			1	100%	1
ASSOCIATES IN INTERNAL MEDICINE PA			1	100%	1
ADVENTHEALTH SENIOR CARE AT ORMOND			1	100%	1
COMMUNITY HOSPITALS INDIANAPOLIS			1	100%	1
MEDEXPRESS URGENT CARE - BENTONVILLE		1			1
PENINSULA REGIONAL MED CTR LAB			1	100%	1
PRACTITIONERS IN MOTION			1	100%	1
TEXAS HEALTH HARRIS METHODIST HOSPITAL			1	100%	1
DORAL KIDNEY CENTER			1	100%	1
Victoria Manor		1			1
GALVESTON COUNTY HEALTH DISTRICT			1	100%	1

COVID-19: testing by laboratory

Data through Mar 22, 2021 verified as of Mar 23, 2021 at 09:25 AM

Data in this report are provisional and subject to change.

The numbers in the table below represent the number of Florida and non-Florida residents for whom test results were received by the Department of Health. A person can be tested by more than one laboratory and can have both positive and negative results. **Therefore, the sum of the numbers in each column will be larger than the total number of people tested.**

Reporting lab	Inconclusive	Negative	Positive	Percent positive	Total
MID FLORIDA DERMATOLOGY ASSOCIATES PA			1	100%	1
Louis Stokes Cleveland VA - Midtown Dialysis Center		1			1
TREASURE COAST COMMUNITY HEALTH INC			1	100%	1
LITTLE COMPANY OF MARY HOSPITAL			1	100%	1
MYCLINIC, INC			1	100%	1
VITAL CARE			1	100%	1
BRIDGEWAY CENTER INC			1	100%	1
ABBOTT LABORATORIES - OCCUPATIONAL HEALTH SERVICES			1	100%	1
Glenburn Home		1			1
NULEASE MEDICAL SOLUTIONS			1	100%	1
Orchid Cove at Naples			1	100%	1
HCA HOUSTON ER 24/7			1	100%	1
SOMA MEDICAL CENTER P.A. #4			1	100%	1
LAB TEST KENDALL LLC		1			1
Smg At Bridgewater Family Medicine		1			1
MEDEXPRESS URGENT CARE - UNIONTOWN		1			1
Life Care Center of Paradise Valley		1			1
SPORTS MEDICINE CLINIC - U OF WYOMING			1	100%	1
CRESTHAVEN			1	100%	1
WINDSOR MANOR			1	100%	1
Signature HealthCare of Bowling Green		1			1
PROGRESSIVE URGENT CARE, PC			1	100%	1
CMC MERCY LABORATORY			1	100%	1
NEMOURS CHILDREN'S PRIMARY CARE			1	100%	1
KENNEDY BOULEVARD DIALYSIS			1	100%	1
Garden View Care Center at Dougherty Ferry		1			1
LANGLADE			1	100%	1
PEDIATRIC PARTNERS ZEPHYRHILLS			1	100%	1
PRIMARY CARE GROUP LLC		1			1
VA Texas Valley Coastal Bend Harlingen HCC		1			1
NORTH SHORE HEMATOLOGY-ONCOLOGY ASSOCIATES		1			1
BRUSHY CREEK FAMILY HOSPITAL			1	100%	1
SISTERS MISSION			1	100%	1
VICTORIA PAIN AND REHABILITATION CENTER			1	100%	1
CENTRAL TX URGENT CARE			1	100%	1
LONESTAR 24HRER MANAGEMENT LLC DBA LONESTAR 24HRER			1	100%	1
WALGREENS NO 10512			1	100%	1
PUBLIX PHARMACY #0332		1			1
YUMA REGIONAL MEDICAL CENTER			1	100%	1
NCH HEALTHCARE CREEKSIDE ENDOSCOPY			1	100%	1
MEDEXPRESS URGENT CARE - DANVILLE		1			1
MEDEXPRESS URGENT CARE - PATRICK STREE			1	100%	1
COSTCO PHARMACY #1023			1	100%	1
RESTORE MEDICAL PARTNERS PLLC			1	100%	1
FLORIDA STATE UNIVERSITY HEALTH SERVICES			1	100%	1
STANLY REGIONAL MEDICAL CENTER			1	100%	1
HAVASU REGIONAL MEDICAL CENTER			1	100%	1

COVID-19: testing by laboratory

Data through Mar 22, 2021 verified as of Mar 23, 2021 at 09:25 AM

Data in this report are provisional and subject to change.

The numbers in the table below represent the number of Florida and non-Florida residents for whom test results were received by the Department of Health. A person can be tested by more than one laboratory and can have both positive and negative results. **Therefore, the sum of the numbers in each column will be larger than the total number of people tested.**

Reporting lab	Inconclusive	Negative	Positive	Percent positive	Total
WELLCARE URGENT CARE			1	100%	1
Mountain City Care and Rehabilitation Center		1			1
WALGREENS #06025		1			1
APOLLOMDX LLC			1	100%	1
BAM INC		1			1
BOCA RATON PHYSICIANS PA			1	100%	1
ADVENTHEALTH HOME CARE WATERMAN			1	100%	1
FLORIDA DEPARTMENT OF HEALTH IN CITRUS COUNTY		1			1
FIRST CARE OF GAINESVILLE			1	100%	1
LONG ISLAND MINIMALLY INVASIVE SURGERY		1			1
MEDERI CARETENDERS VS OF SE FL LLC DBA			1	100%	1
JOHNSON MEDICAL SERVICES			1	100%	1
UNITED HEALTHCARE			1	100%	1
PRIMARY & URGENT CARE CENTERS			1	100%	1
Kroger 929 - The Little Clinic Corryville		1			1
MEDEXPRESS URGENT CARE, MILLCREEK		1			1
JEFFREY A HIRSCHFIELD, MD PA			1	100%	1
TITUSVILLE TOWERS ASSISTED LIVING		1			1
Florence Home		1			1
PHYSICIANS URGENT CARE			1	100%	1
EVERGREEN NURSING HOME		1			1
MEDOR/ACC SYNCHRONY			1	100%	1
SOUTH DADE NURSING & REHABILITATION CENTER			1	100%	1
MINUTECLINIC DIAGNOSTIC OF NH, LLC (CL		1			1
GOOD SAMARITAN HOSPITAL			1	100%	1
TILE PHARMACY		1			1
Kroger 086 - The Little Clinic Broomfield-Sheridan		1			1
CVS MA217POCT TEWKSBURY		1			1
SILVERMAN			1	100%	1
ST ANTHONY COMMUNITY HOSPITAL LAB		1			1
HEALTH CLINIC,THE		1			1
VA Tennessee Valley HCS-Nashville Campus			1	100%	1
FRANKLIN CBOC			1	100%	1
PATHOLOGY ASSOCIATES			1	100%	1
DORNOCH PLACE DEL PRADO		1			1
EDWARD HOSPITAL			1	100%	1
Consulate Health Care of Tallahassee			1	100%	1
TEMPUS_LABS			1	100%	1
SAINT ALPHONSUS REGIONAL MEDICAL CENTER			1	100%	1
MAHONEY PEDIATRICS PA			1	100%	1
Garden Villa Bedford		1			1
ALABAMA REFERENCE LAB			1	100%	1
CVS NE8616POCT LINCOLN		1			1
CVS PA10825POCT PLYMOUTH MEETING		1			1
AVON PARK CLUSTER		1			1
15 TO KNOW			1	100%	1
SAINT AGNES HOSPITAL			1	100%	1

COVID-19: testing by laboratory

Data through Mar 22, 2021 verified as of Mar 23, 2021 at 09:25 AM

Data in this report are provisional and subject to change.

The numbers in the table below represent the number of Florida and non-Florida residents for whom test results were received by the Department of Health. A person can be tested by more than one laboratory and can have both positive and negative results. **Therefore, the sum of the numbers in each column will be larger than the total number of people tested.**

Reporting lab	Inconclusive	Negative	Positive	Percent positive	Total
PROVIDENCE PORTLAND MEDICAL CENTER		1			1
MEMORIAL HOSPITAL AT GULFPORT			1	100%	1
ONPOINT URGENT CARE			1	100%	1
FRESENIUS KIDNEY CARE OCALA			1	100%	1
YOUR HEALTH PEDIATRICS INC			1	100%	1
MARYLAND DEPARTMENT OF HEALTH AND MENTAL HYGIENE			1	100%	1
BOCA CIEGA CENTER			1	100%	1
BLANCHARD VALLEY HOSPITAL LABORATORY			1	100%	1
GOSHEN HOSPITAL			1	100%	1
Monument Health Custer Care Center		1			1
CENTRAL JERSEY URGENT CARE OF GREEN BR		1			1
Bethel Lutheran Nursing & Rehabilitation Center		1			1
ALDEN PHARMACY		1			1
EXPRESS WALK IN MEDICAL CENTER			1	100%	1
MONMOUTH MEDICALC ENTER		1			1
SOUTHEAST MISSOURI HOSPITAL		1			1
HAMILTON CI MAIN UNIT ANNEX/ WORK CAMP			1	100%	1
HORIZON MEDICAL CENTER			1	100%	1
BSA PHYSICIANS GROUP, INC D/B/A BSA FAMILY MEDICAL			1	100%	1
SANITAS RESEARCH LLC			1	100%	1
WILLOW DALE WELLNESS VILLAGE APARTMENT		1			1
GILBERT MEDICAL GROUP			1	100%	1
THEDACARE FAMILY MEDICINE GATEWAY			1	100%	1
GARDEN VIEW CARE CENTER		1			1
ASCARATE DIALYSIS			1	100%	1
URGENTMED PLANTATION			1	100%	1
Memorial Health Care Center			1	100%	1
HUGH CHATHAM FAMILY MEDICINE INDEPENDENCE		1			1
REFERENCE LABORATORY			1	100%	1
LIMA MEMORIAL HOSPITAL			1	100%	1
PLANT CITY FAMILY CARE		1			1
EASTGENE LABORATORIES		1			1
C V S / PHARMACY #4396		1			1
ORANGE PEDIATRICS PA			1	100%	1
CVS NC6633POCT FAYETTEVILLE		1			1
SYCAMORE MEDICAL CENTER-KETTERING HEALTH NETWORK			1	100%	1
ANY LAB TEST FAST CORP			1	100%	1
Kroger 397 - The Little Clinic Frankfort East		1			1
HOLLAND COMMUNITY HOSPITAL		1			1
KINGWOOD EMERGENCY CENTER			1	100%	1
USF PHYSICIANS GROUP			1	100%	1
WEST PALM BEACH PHARMACEUTICALS LLC			1	100%	1
BRIDGEWATER PARK ASSISTED LIVING LLC			1	100%	1
EAST COAST INSTITUTE FOR RESEARCH LLC			1	100%	1
Troy Center for Rehabilitation & Nursing		1			1
DEPARTMENT OF HEALTH SERVICES			1	100%	1
ADVANCE MD CARE			1	100%	1

COVID-19: testing by laboratory

Data through Mar 22, 2021 verified as of Mar 23, 2021 at 09:25 AM

Data in this report are provisional and subject to change.

The numbers in the table below represent the number of Florida and non-Florida residents for whom test results were received by the Department of Health. A person can be tested by more than one laboratory and can have both positive and negative results. **Therefore, the sum of the numbers in each column will be larger than the total number of people tested.**

Reporting lab	Inconclusive	Negative	Positive	Percent positive	Total
DOCTORS MEMORIAL HOSP HOME HEALTH CARE		1			1
Arlington Health and Rehabilitation		1			1
LOUNDY		1			1
TGH URGENT CARE – WESTCHASE			1	100%	1
WEILL CORNELL MEDICAL ASSOCIATES - EAST SIDE		1			1
PINEVILLE PHARMACY			1	100%	1
KANA MEDICAL			1	100%	1
ALLIED PEDIATRICS & FAMILY MEDICINE			1	100%	1
ELITE MEDICAL LABORATORY SOLUTIONS LLC			1	100%	1
PRINCIPLE DIAGNOSTICS LLC			1	100%	1
ENZO LABS INC			1	100%	1
1ST MED DOTHAN			1	100%	1
Birmingham Nursing and Rehabilitation East LLC		1			1
STATE OF CALIFORNIA DOH SERVICES			1	100%	1
The Evangelical Lutheran Good Samaritan Society Prescott Village		1			1
BEAUMONT REFERENCE LABORATORY			1	100%	1
Kroger 970 - The Little Clinic Westfield			1	100%	1
UUHC - REDSTONE HEALTH CENTER LABORATORY			1	100%	1
CARENOW LAKE WORTH			1	100%	1
CVS OH3306POCT AKRON		1			1
Kingston Care Center of Fort Wayne		1			1
Home Health Care Clinic		1			1
URGENT TEAM MANAGEMENT OF TENNESSEE, L			1	100%	1
Sunnybrook Rehabilitation Center			1	100%	1
CTMD MEDICAL CENTER, PA			1	100%	1
SOUTHWESTERN STATE HOSPITAL LABORATORY			1	100%	1
ARIZA WELLNESS CARE LLC			1	100%	1
SOUTHERN HILLS MEDICAL CENTER			1	100%	1
FLORIDA KEYS PED AND ADOLES CTR			1	100%	1
Niles Nursing and Rehab. Center		1			1
CONCENTRA - OCALA		1			1
OAKWOOD HOSPITAL - SOUTHSORE			1	100%	1
BORINQUEN HEALTH CENTER			1	100%	1
PANCARE HEALTH - NORTHSIDE ELEMENTARY			1	100%	1
ANSWERS RESOURCE FACILITY		1			1
VETERANS AFFAIRS MEDICAL CENTER - EAST ORANGE			1	100%	1
LEHIGH PULMONARY ASSOCIATES			1	100%	1
USA Healthcare LTC, LLC - Folsom Center for Rehabilitation & Healthca		1			1
TUNIS STREET GROUP HOME		1			1
SEASONS HOSPICE AND PALLIATIVE CARE OF			1	100%	1
Fairview			1	100%	1
PATHLAB SERVICES			1	100%	1
CVS TN5694POCT SODDY DAISY		1			1
BAYSTATE REFERENCE LABORATORY			1	100%	1
LAKESIDE MEDICAL CENTER		1			1
LAKEWOOD RANCH MEDICAL GROUP LLC			1	100%	1
LIFEGUARD AMBULANCE SERVICE LLC - BAY COUNTY			1	100%	1

COVID-19: testing by laboratory

Data through Mar 22, 2021 verified as of Mar 23, 2021 at 09:25 AM

Data in this report are provisional and subject to change.

The numbers in the table below represent the number of Florida and non-Florida residents for whom test results were received by the Department of Health. A person can be tested by more than one laboratory and can have both positive and negative results. **Therefore, the sum of the numbers in each column will be larger than the total number of people tested.**

Reporting lab	Inconclusive	Negative	Positive	Percent positive	Total
GABRIELA GOLDSTEIN MD PA			1	100%	1
ST JOHNS PEDIATRICS PA		1			1
SUREPOINT URGENT CARE PADRE ISLAND			1	100%	1
Valley View Health and Rehabilitation, LLC		1			1
Trucare Living Centers - Columbus		1			1
FAMILY MEDICAL CENTER		1			1
TOMAH VAMC			1	100%	1
BAPTIST HOSPITAL FAMILY MEDICINE &			1	100%	1
ST. MARY MEDICAL CENTER		1			1
Ohman Family Living at Holly Assisted Living		1			1
MALUHIA		1			1
TRIHEALTH			1	100%	1
WALGREENS_CHICAGO		1			1
CATHEDRAL GERONTOLOGY CENTER DBA CATHEDRAL CARES			1	100%	1
LCMC LAB SUBSECTION		1			1
Lutheran Community at Telford		1			1
Lopatcong Center		1			1
HEALTH ALLIANCE			1	100%	1
KID FIXERS		1			1
Springdale Village		1			1
MEDICAL CITY DENTON			1	100%	1
NORTH PALM CHIDRENS PHYSICIANS			1	100%	1
OCALA REGIONAL DIALYSIS- NORTH			1	100%	1
QUALITY CLINICAL LAB LLC			1	100%	1
OCCUPATIONAL HEALTH CENTER		1			1
Princeton Place			1	100%	1
NORTH SHORE HEMATOLOGY-ONCOLOGY ASSOCIATES PC		1			1
ST LUKES SURGICAL AT THE VILLAGES INC			1	100%	1
CAREWELL URGENT CARE FITCHBURG			1	100%	1
ALBANNA PEDIATRICS CENTER			1	100%	1
Allen Health and Rehabilitation		1			1
Kroger 97 - The Little Clinic Hutchinson		1			1
PULMONARY, CRITICAL CARE AND SLEEP DISORDERS INSTITUTE OF SOUTH FLORID			1	100%	1
MEDICAL ARTS LABORATORY			1	100%	1
ISLAND NURSING HOME			1	100%	1
FAYETTE MEDICAL CENTER LAB		1			1
Southwest Louisiana Veterans Home			1	100%	1
HAWKEYE CARE CENTER DUBUQUE		1			1
ACCESS HEALTH CARE PHYSICIANS, LLC		1			1
EMERGENCY CARE SERVICES LAB AT JFK MEDICAL CENTER			1	100%	1
ST VINCENT'S AMBULATORY CARE INC			1	100%	1
LARKIN COMMUNITY HOSPITAL PALM SPRINGS CAMPUS			1	100%	1
SUTTER GOULD MEDICAL FOUNDATION			1	100%	1
Kroger 006 - The Little Clinic Uintah Gardens		1			1
BRUNSWICK HEALTH AND REHABILITATION CE		1			1
CDR MAGUIRE – STUART MISSION			1	100%	1
BHS PHYSICIAN NETWORK			1	100%	1

COVID-19: testing by laboratory

Data through Mar 22, 2021 verified as of Mar 23, 2021 at 09:25 AM

Data in this report are provisional and subject to change.

The numbers in the table below represent the number of Florida and non-Florida residents for whom test results were received by the Department of Health. A person can be tested by more than one laboratory and can have both positive and negative results. **Therefore, the sum of the numbers in each column will be larger than the total number of people tested.**

Reporting lab	Inconclusive	Negative	Positive	Percent positive	Total
NEW ERA HEALTH CENTER INC		1			1
LEGACY AT HIGHWOODS PRESERVE		1			1
ORMOND MEDICAL ARTS FAMILY PRACTICE PL			1	100%	1
ADVENTHEALTH MEDICAL GROUP OBSTETRICS			1	100%	1
ELLIS HOSPITAL URGENT CARE CENTER LAB		1			1
LANCASHIRE HALL NURSING AND REHABILITATION CENTER		1			1
SPEARE MEMORIAL HOSPITAL			1	100%	1
CRUSADER COMMUNITY HEALTH			1	100%	1
Kroger 569 - The Little Clinic Gallatin		1			1
UNIVERSITY URGENT CARE			1	100%	1
SOUTH BAY CORRECTIONAL FACILITY			1	100%	1
MEMORIAL MEDICAL CENTER			1	100%	1
ORMOND PEDIATRICS PA			1	100%	1
DAYTONA BEACH CENTRA CARE			1	100%	1
NEW HORIZON PRIMARY CARE LLC			1	100%	1
FRESENIUS SOUTH FORT MYERS		1			1
WESTCOAST FAMILY PRACTICE		1			1
CENTRAL CAROLINA HOSPITAL			1	100%	1
LAKE LURE HEALTH CENTER			1	100%	1
NEW YORK UNIVERSITY MEDICAL CENTER			1	100%	1
HOLY CITY MED URGENT CARE			1	100%	1
Salem Hills Rehabilitation and Nursing Center		1			1
Carrollton Manor Inc		1			1
Pinnacle Assisted Living			1	100%	1
2504-HOMEWOOD		1			1
WILSON FAMILY MEDICINE LLC		1			1
Brookcrest Nursing Home		1			1
WW Chem Auto SS			1	100%	1
MEMORIAL HERMANN KATY HOSPITAL			1	100%	1
BEACHSIDE DETOX		1			1
HARDEN DIALYSIS		1			1
Port Orange Nursing And Rehab Center			1	100%	1
ST JOHNS EPISCOPAL HOSPITAL SOUTH SHORE		1			1
BAPTIST HEALTH SURGERY CENTER			1	100%	1
SPARTANBURG REGIONAL MEDICAL CENTER			1	100%	1
CARENOW URGENT CARE – SPRING			1	100%	1
MEDPOST - NORTH DALLAS			1	100%	1
IZ MEDICAL		1			1
CHI MEMORIAL HOSPITAL CHATTANOOGA			1	100%	1
PEDIATRIC SPECIALTY CLINIC COLLIER			1	100%	1
CARESPOT - OCOEE			1	100%	1
Tremont Health & Rehabilitation Center		1			1
FIT4LIFE MEDICAL CENTER			1	100%	1
STERLING HOUSE OF PORT ORANGE		1			1
CATERPILLAR INC - MIAMI DISTRIBUTION CENTER			1	100%	1
1ST CHOICE URGENT CARE CENTER LLC			1	100%	1
HOME AIDE SVC OF EASTERN NY INC D/B/A		1			1

COVID-19: testing by laboratory

Data through Mar 22, 2021 verified as of Mar 23, 2021 at 09:25 AM

Data in this report are provisional and subject to change.

The numbers in the table below represent the number of Florida and non-Florida residents for whom test results were received by the Department of Health. A person can be tested by more than one laboratory and can have both positive and negative results. **Therefore, the sum of the numbers in each column will be larger than the total number of people tested.**

Reporting lab	Inconclusive	Negative	Positive	Percent positive	Total
HEARTLAND REGIONAL MEDICAL CENTER		1			1
Kroger 838 - The Little Clinic Fairborn		1			1
ASSOCIATES MD MEDICAL GROUP INC			1	100%	1
WINDMOOR HEALTHCARE			1	100%	1
JP MORGAN CHASE HEALTH SERVICES			1	100%	1
ANMED HEALTH MEDICAL CENTER			1	100%	1
PRIORITY CARE LLC			1	100%	1
WILLOWBROOKE COURT AT MATTHEWS GLEN		1			1
Hempfield Manor		1			1
NORWALK HOSPITAL			1	100%	1
Kroger 698 - The Little Clinic 14th Street/Bell		1			1
Signature Healthcare of Fort Wayne		1			1
MID FLORIDA BIOLOGICALS			1	100%	1
Ramsey Village		1			1
SYNERGENE LABORATORY			1	100%	1
LABTECH DIAGNOSTICS			1	100%	1
RENOWN REGIONAL MEDICAL CENTER			1	100%	1
PACE UNIVERSITY HEALTH CARE		1			1
WESTON COUNTY HEALTH SERVICES			1	100%	1
CARE CONNECTIONS AT HOME LLC			1	100%	1
UNIVERSITY OF VERMONT MEDICAL CENTER			1	100%	1
HALE KUPUNA HERITAGE HOME		1			1
Walgreens #3661		1			1
CVS NE2741POCT LA VISTA		1			1
SOUTHWEST REGIONAL PCR LABORATORY			1	100%	1
COMMUNITY			1	100%	1
NEW ERA COMMUNITY HEALTH CENTER LLC		1			1
LRHS Pablo Urgent Care		1			1
WALGREENS #15369		1			1
RIVERSIDE COUNTY PUBLIC HEALTH LABORATORY			1	100%	1
Sherwood Oaks Health Center			1	100%	1
BETHESDA HOSPITAL EAST BLOOD GAS LAB			1	100%	1
LOUIS A JOHNSON VAMC		1			1
Kroger 532 - The Little Clinic Murfreesboro		1			1
LABORATORIO BUENA SALUD			1	100%	1
FALKVILLE HEALTHCARE		1			1
SOUTHEASTERN INTEGRATED MEDICAL PL			1	100%	1
SPECIALTY DRUG TESTING			1	100%	1
MOUNT SINAI MEDICAL CENTER AVENTURA ER			1	100%	1
Excel Care Center			1	100%	1
BUFFALO VAMC			1	100%	1
VA WNYHCS - Buffalo Division			1	100%	1
LOURDES URGENT CARE			1	100%	1
TEXAS HEALTH ARLINGTON MEMORIAL HOSPITAL			1	100%	1
PEDRO MENENDEZ HEALTH CENTER AT ST JOHNS			1	100%	1
ST LUKE LUTHERAN HOME		1			1
SANTA BARABARA ALF LLC (THE WINDSOR)			1	100%	1

COVID-19: testing by laboratory

Data through Mar 22, 2021 verified as of Mar 23, 2021 at 09:25 AM

Data in this report are provisional and subject to change.

The numbers in the table below represent the number of Florida and non-Florida residents for whom test results were received by the Department of Health. A person can be tested by more than one laboratory and can have both positive and negative results. **Therefore, the sum of the numbers in each column will be larger than the total number of people tested.**

Reporting lab	Inconclusive	Negative	Positive	Percent positive	Total
OMAHA VA MEDICAL CENTER			1	100%	1
CURELOGICS WOUND CARE & HYPERBARIC CENTER		1			1
Birmingham Nursing & Rehab Center		1			1
WILLOWBROOKE CT AT LIMA ESTATES		1			1
ST JOHNS MEDICAL CENTER		1			1
SAN JOSE CLINIC		1			1
BICKERTON, DAWN		1			1
HABANA HEALTH CARE CENTER			1	100%	1
VELOCITY URGENT CARE - LITTLE CREEK			1	100%	1
Kroger 907 - The Little Clinic Holland		1			1
FAIRFIELD MEDICAL CENTER			1	100%	1
GOSHEN MEDICAL CENTER			1	100%	1
MINUTECLINIC DIAGNOSTICS OF OKLAHOMA		1			1
BLACKBERRY CENTER, THE		1			1
Broomall Manor		1			1
BOCA RATON REGIONAL HOSPITAL INC			1	100%	1
ATHENA PLASTIC SURGERY		1			1
CVS MA1121POCT WESTFORD		1			1
WATERTOWN URGENT CARE		1			1
WALGREENS #15291		1			1
Glen Oaks Health and REhabilitation		1			1
HUDSON REGIONAL HOSPITAL			1	100%	1
MEMORIAL SATILLA HEALTH			1	100%	1
JOHN PETER SMITH HOSPITAL- OB TRIAGE			1	100%	1
MARTIN ARMY COMMUNITY HOSPITAL			1	100%	1
Signature Healthcare of Palm Beach			1	100%	1
CVS AZ9277POCT TUCSON		1			1
Kroger 618 - The Little Clinic Trail Creek Village		1			1
ASHLEY PEDIATRICS DAY & NIGHT CLINIC			1	100%	1
PULMONARY MEDICINE		1			1
LAKE WALES DIALYSIS CENTER			1	100%	1
MEDEXPRESS URGENT CARE, MOSSIDE		1			1
777 URGENT CARE			1	100%	1
Altenheim Senior Living		1			1
MANHATTAN EYE EAR AND THROAT HOSPITAL		1			1
Kroger 717 - The Little Clinic Dolphin Drive			1	100%	1
RCP OF MEMORIAL WEST			1	100%	1
WEST VIRGINIA UNIVERSITY HOSPITALS			1	100%	1
PANCARE HEALTH - CARR ELEM & MIDDLE SCHOOL			1	100%	1
CSI LABORATORIES FLORIDA			1	100%	1
FLORIDA HOSPITAL LAB			1	100%	1
Florida Baptist Retirement Center		1			1
PM PEDIATRICS PC			1	100%	1
PUBLIX PHARMACY #1114			1	100%	1
OMC PRIMARY CARE - HOSPITAL CAMPUS			1	100%	1
TEXAS HEALTH ARLINGTON MEMORIAL		1			1
ULTIMATE KIDNEY CARE			1	100%	1

COVID-19: testing by laboratory

Data through Mar 22, 2021 verified as of Mar 23, 2021 at 09:25 AM

Data in this report are provisional and subject to change.

The numbers in the table below represent the number of Florida and non-Florida residents for whom test results were received by the Department of Health. A person can be tested by more than one laboratory and can have both positive and negative results. **Therefore, the sum of the numbers in each column will be larger than the total number of people tested.**

Reporting lab	Inconclusive	Negative	Positive	Percent positive	Total
PERRY COUNTY NURSING HOME		1			1
THE CLINIC ON SIXTH			1	100%	1
EVEXIA DIAGNOSTICS			1	100%	1
RANDOLPH COUNTY HEALTH & REHABILITATIO		1			1
SEVEN HILLS HEALTHCARE GROUP LLC DBA		1			1
Heartland Health Care Center Jacksonville			1	100%	1
FORT MYERS NORTH DIALYSIS		1			1
SALEM VAMC		1			1
Chestnut Ridge Nursing & Rehab		1			1
MEDEXPRESS URGENT CARE CHICOPEE			1	100%	1
Eddy Memorial Geriatric Center		1			1
INTERNAL MEDICINE GROUP OF CENTRAL FLORIDA			1	100%	1
BLAKE AT PENSACOLA OPERATION CO, LLC, THE			1	100%	1
MEDEXPRESS URGENT CARE - CINNAMINSON		1			1
HARRIS URGENT CARE CENTER			1	100%	1
CLERMONT PEDIATRICS, PA			1	100%	1
COLOMBO'S PHARMACY		1			1
CLINICAL PATHOLOGY LABORATORIES SOUTHEAST INC			1	100%	1
SPECIALTY MOLECULAR - DENVER			1	100%	1
STONECREST MEDICAL CENTER		1			1
PROVIDENCE ST. PATRICK HOSPITAL			1	100%	1
ELEMENTS PHARMACY			1	100%	1
GATEWAY LABORATORIES		1			1
HEALTHPARTNERS HUDSON CLINIC			1	100%	1
SUMMERLIN MEDICAL CENTRE			1	100%	1
WAYNE COUNTY PUBLIC HEALTH		1			1
Acts Manor House		1			1
UABC			1	100%	1
SJMC PHYSICIAN SERVICES			1	100%	1
BLOOD SYSTEMS LABORATORIES			1	100%	1
DSI LABORATORIES-NAPLES-7TH			1	100%	1
LEELANAU OPCO, LLC		1			1
Isle Health and Rehabilitation Center			1	100%	1
THE CHRIST HOSPITAL			1	100%	1
GOOD SAMARITAN SOCIETY-FOREST CITY		1			1
CVS AZ69POCT PEORIA		1			1
BMC MAYPORT			1	100%	1
ST JOHN'S MEDICAL CENTER, TETON VILLAGE			1	100%	1
TRUCARE LIVING CENTERS - SELMA			1	100%	1
SANTA ROSA PEDIATRICS			1	100%	1
MEDCARE-GARNERS FERRY			1	100%	1
RELIANCE HOME HEALTH CARE INC		1			1
MY INSTADOC - HOWELL URGENT CARE		1			1
WEST BOCA MEDICAL CENTER			1	100%	1
Hillside Rehab and Care Center			1	100%	1
TAMPA HEALTH CARE PROVIDERS PA		1			1
MID FLORIDA COMMUNITY SERVICES			1	100%	1

COVID-19: testing by laboratory

Data through Mar 22, 2021 verified as of Mar 23, 2021 at 09:25 AM

Data in this report are provisional and subject to change.

The numbers in the table below represent the number of Florida and non-Florida residents for whom test results were received by the Department of Health. A person can be tested by more than one laboratory and can have both positive and negative results. **Therefore, the sum of the numbers in each column will be larger than the total number of people tested.**

Reporting lab	Inconclusive	Negative	Positive	Percent positive	Total
EAST CORE LAB			1	100%	1
APEX HOME HEALTHCARE			1	100%	1
MEDEXPRESS URGENT CARE - NUTLEY		1			1
CONWAY - SHERWOOD URGENT CARE			1	100%	1
PM PEDIATRICS OF BAYSIDE PLLC - BELLER		1			1
YOUR HEALTH PEDIATRICS			1	100%	1
SHAH			1	100%	1
GENERATIONS CENTER OF SPENCER		1			1
NORTHERN KENTUCKY HEALTH DEPARTMENT			1	100%	1
WINTER GARDEN CHILDREN'S HEALTH CENTERS			1	100%	1
ADVANCED INDIVIDUALIZED MEDICINE OF NAPLES			1	100%	1
MEMORIAL HERMANN MEDICAL GROUP-ATASCOCITA PEDS			1	100%	1
LEXINGTON HOSPITAL CORPORATION			1	100%	1
NFRC CLINICAL LAB			1	100%	1
ANDERSON REGIONAL MEDICAL CENTER			1	100%	1
CARESPOT - LEE VISTA			1	100%	1
Peninsula Nursing and Rehabilitation Center		1			1
UPSON REGIONAL MEDICAL CENTER			1	100%	1
DIVERSICARE OF BIG SPRINGS		1			1
LabCorp of America			1	100%	1
MEADOWS PARK HEALTH AND REHABILITATION		1			1
ASSISTED LIVING AT TREZEVANT		1			1
FAIRVIEW SOUTHDALE			1	100%	1
BAYLOR SCOTT & WHITE MEDICAL SURGICAL CLINIC			1	100%	1
PALATKA VA CBOC		1			1
NASON HOSPITAL			1	100%	1
REGIONAL MEDICAL LABORATORY			1	100%	1
EASTSIDE MEDICAL CLINIC		1			1
MEMORIAL HOSPITAL MIRAMAR WAIVED TESTING			1	100%	1
TERRELL URGENT CARE			1	100%	1
Imperial Healthcare Centre			1	100%	1
COLONIAL VILLA GOOD SAMARITAN CENTER		1			1
Carington Park			1	100%	1
MEDICAL ASSOCIATES OF BREVARD LLC		1			1
UW MEDICINE CHU LAB			1	100%	1
Waters of Covington		1			1
PROVIDENCE ST PETER HOSPITAL		1			1
Kroger 465 - The Little Clinic Oakley		1			1
AML DIAGNOSTICS- ADV TESTING IN METABOLIC MEDICINE			1	100%	1
FIRST CARE WALK IN CLINIC LLC			1	100%	1
BASCOM PALMER EYE INSTITUTE			1	100%	1
MORGAN STANELY HEALTH CENTER		1			1
WALGREEN#12147		1			1
CAREHERE HUDSON BAY			1	100%	1
Hearthstone Nursing and Rehabilitation Center		1			1
ST MICHAEL'S ELITE MEDICAL HOSPITAL			1	100%	1
CVS CA9103POCT ESCONDIDO		1			1

COVID-19: testing by laboratory

Data through Mar 22, 2021 verified as of Mar 23, 2021 at 09:25 AM

Data in this report are provisional and subject to change.

The numbers in the table below represent the number of Florida and non-Florida residents for whom test results were received by the Department of Health. A person can be tested by more than one laboratory and can have both positive and negative results. **Therefore, the sum of the numbers in each column will be larger than the total number of people tested.**

Reporting lab	Inconclusive	Negative	Positive	Percent positive	Total
Ideal Senior Living Center		1			1
MEDTOWN PHARMACY			1	100%	1
CENTRAL ALABAMA HEALTH CARE SYSTEM			1	100%	1
AMERICAN MEDICAL RESPONSE - FARMER BRA		1			1
SC-GA2018 MCCORMICK REHAB & HEALTHCARE		1			1
HIBISCUS COURT			1	100%	1
MARTIN MEM FAMILY CARE AT ST LUCIE W			1	100%	1
Maplewood of Cheshire County		1			1
ASHLEY CLINICAL DIAGNOSTIC LABORATORY			1	100%	1
Brattleboro Crossings LLC dba Pine Heights at Brattleboro		1			1
CERMAK HEALTH SERVICES			1	100%	1
Walgreens #9620		1			1
MED FIRST IMMEDIATE CARE AND FAMILY PRACTICE			1	100%	1
ROYAL PALM PEDIATRICS			1	100%	1
NSPIRE HEALTHCARE PLANTATION			1	100%	1
LAMARQUE DIALYSIS			1	100%	1
ICARE		1			1
FOUNDATION LABORATORY			1	100%	1
TREASURE COAST PRIMARY CARE		1			1
SLIDELL MEMORIAL HOSPITAL			1	100%	1
Kroger 541 - The Little Clinic Long Hollow Pike		1			1
ADVANCED RESEARCH AND DIAGNOSTIC LABORATORY UNIVERSITY OF MINNESOTA			1	100%	1
NORTHSIDE HOSPITAL DULUTH			1	100%	1
Baypoint Healthcare Center			1	100%	1
BROCK HUGHES MEDICAL CENTER			1	100%	1
Hawthorne House		1			1
Urgent Care 24/7 Orlando LLC			1	100%	1
BLUFFTON HEALTH CENTER			1	100%	1
MEDEXPRESS URGENT CARE -HOWELL US HWY		1			1
BRIGHAM YOUNG UNIV STUDENT HEALTH CTR			1	100%	1
SOUTH COUNTY MEDICAL CENTER			1	100%	1
CVS HEALTH, #5962		1			1
CAROLINAS HEALTHCARE SYSTEM LAB			1	100%	1
WEST CARVER MEDICAL ASSOCIATES		1			1
Brakeley Park Center		1			1
SOUTHERN SPRINGS HEALTH CARE		1			1
BRONSON METHODIST HOSPITAL			1	100%	1
MARTIN MEMORIAL MEDICENTER			1	100%	1
Big River Nursing and Rehab		1			1
BAPTIST MINOR MEDICAL CENTER			1	100%	1
CVS MO8595POCT RAYMORE		1			1
AMERICAN DRUG TESTING LAB LLC			1	100%	1
RED BUG LAKE ROAD OVIEDO COVID			1	100%	1
PHYSICIANS ASSOCIATES PA			1	100%	1
BRISTOL CHILDRENS CLINIC			1	100%	1
Ravenwood Speciality Care		1			1
SUPREME MEDICAL GROUP PLLC			1	100%	1

COVID-19: testing by laboratory

Data through Mar 22, 2021 verified as of Mar 23, 2021 at 09:25 AM

Data in this report are provisional and subject to change.

The numbers in the table below represent the number of Florida and non-Florida residents for whom test results were received by the Department of Health. A person can be tested by more than one laboratory and can have both positive and negative results. **Therefore, the sum of the numbers in each column will be larger than the total number of people tested.**

Reporting lab	Inconclusive	Negative	Positive	Percent positive	Total
MD NOW URGENT CARE			1	100%	1
SUMMERFIELD PAIN MANAGEMENT			1	100%	1
Kroger - KRO03500568			1	100%	1
MADISON AT OVIEDO			1	100%	1
UNIVERSITY OF MIAMI HOSPITALS & CLINIC			1	100%	1
SOUTHEASTERN PATHOLOGY ASSOCIATES			1	100%	1
MIDWAY SPECIALTY CARE CENTER INC		1			1
Chateau Girardeau			1	100%	1
PROMUS DIAGNOSTICS, LLC			1	100%	1
DIXIE REGIONAL MEDICAL CENTER			1	100%	1
PROGENESIS INC			1	100%	1
RMC BROOKHOLLOW MED AESTHETICS INC		1			1
Manassas Health & Rehab			1	100%	1
MANCHESTER COMMONS		1			1
ST. LUKE'S HOSPITAL			1	100%	1
BOLLES SCHOOL, THE			1	100%	1
BAPTIST ASI			1	100%	1
Integrity Healthcare of Carbondale			1	100%	1
CHRISTUS GOOD SHEPHERD MEDICAL CENTER			1	100%	1
Kroger 359 - The Little Clinic Bellevue		1			1
THE LITTLE CLINIC LLC			1	100%	1
Shoreline Care Center			1	100%	1
CVS MN663POCT APPLE VALLEY		1			1
HEALTHFORCE PARTNERS INC			1	100%	1
Dulles Health and Rehab Center		1			1
SACRED HEART HEALTH SYSTEM- MIDWIFE PROGRAM			1	100%	1
Le Roy Village Green		1			1
SC-GA2018 SIMPSONVILLE REHABILITATION		1			1
CARINGPLUS HOMECARE LLC			1	100%	1
Brown Nursing Home		1			1
DIMMIT REGIONAL HOSPITAL			1	100%	1
Walgreens #5065		1			1
SAINT BARNABAS MEDICAL CENTER		1			1
EXCEL URGENT CARE OF NJ			1	100%	1
ELKTON TRANSITIONAL CARE CENTER		1			1
COVE AT THE MARBELLA,THE			1	100%	1
Good Samaritan Society		1			1
GATEWAY FAMILY HEALTH CLINIC			1	100%	1
VIVEX/UMTB BIOMEDICAL			1	100%	1
GARNET HEALTH DOCTORS		1			1
PEDRO L ORTEGA MD PA			1	100%	1
PALM BEACH DIABETES AND ENDOCRINE SPECIALISTS, PA			1	100%	1
BOND COUNTY HEALTH DEPARTMENT			1	100%	1
CARESPOT EXPRESS HEALTHCARE BOYNTON BEACH			1	100%	1
BAYOU URGENT CARE			1	100%	1
SACRED HEART MEDICAL CENTER			1	100%	1
Strasburg Care Center		1			1

COVID-19: testing by laboratory

Data through Mar 22, 2021 verified as of Mar 23, 2021 at 09:25 AM

Data in this report are provisional and subject to change.

The numbers in the table below represent the number of Florida and non-Florida residents for whom test results were received by the Department of Health. A person can be tested by more than one laboratory and can have both positive and negative results. **Therefore, the sum of the numbers in each column will be larger than the total number of people tested.**

Reporting lab	Inconclusive	Negative	Positive	Percent positive	Total
HELGEMO & LIOU PEDIATRICS			1	100%	1
LABORATORIO MEDICO CENTRAL CONDOMINO MD			1	100%	1
CAPSTONE REHABILITATION AND HEALTHCARE		1			1
WALGREENS #04569		1			1
TRAFALGAR DIALYSIS			1	100%	1
BALLAD HEALTH MEDICAL ASSOCIATES URGENT CARE			1	100%	1
KATHY L ANDERSON DO PA			1	100%	1
SPARTA HEALTH & REHAB		1			1
PASTEUR MEDICAL HIALEAH GARDEN LLC			1	100%	1
CHI ST VINCENT LITTLE ROCK DIAGNOSTIC CLINIC			1	100%	1
BIOMAT ORLANDO		1			1
UF HEALTH - WILDLIGHT			1	100%	1
LOPEZ		1			1
BRADENTON DIALYSIS			1	100%	1
MOUNT ST MARYS HOSPITAL OF NIAGARA FALLS			1	100%	1
SUNSHINE PEDIATRICS OF LUTz			1	100%	1
INDIAN RIVER CLINICAL LABORATORY, INC.		1			1
CVS MA2600POCT WEYMOUTH			1	100%	1
NORTH FLORIDA FAMILY MEDICINE			1	100%	1
BETHESDA DIALYSIS			1	100%	1
NORTHSIDE FAMILY MEDICINE AND URGENT CARE (CUMMING)		1			1
HEALTH PLUS SUNRISE MEDICAL OFFICE			1	100%	1
ASSURANCE HEALTHCARE AND COUNSELING CENTER		1			1
LAKE VISTA DIALYSIS			1	100%	1
SOUTHWEST FLORIDA DIVISION LAB			1	100%	1
NEVADA DEPARTMENT OF HEALTH AND HUMAN SERVICES			1	100%	1
FHPG INTERNAL MEDICINE OF BRANDON			1	100%	1
5 STAR HOME HEALTH SERVICES INC		1			1
Kroger 390 - The Little Clinic North College Hill		1			1
LAS PALMAS MEDICAL CENTER			1	100%	1
LADY LAKE FAMILY MEDICINE			1	100%	1
Greencroft Goshen		1			1
BELLMORE PEDIATRICS		1			1
CONCIERGE INTERNAL MEDICINE ASSOCIATES			1	100%	1
Wildwood Healthcare		1			1
AFFILIATED LABORATORIES INC			1	100%	1
LYSTER MAIN LAB, FT RUCKER		1			1
Kroger 894 - The Little Clinic NEC		1			1
MIDWEST COVENANT HOME, INC		1			1
NORTH BROWARD MEDICAL CENTER			1	100%	1
UT MD ANDERSON CANCER CENTER-TUMOR MARKER LAB			1	100%	1
BAYLOR SCOTT AND WHITE MEDICAL CENTER -CENTENTENNIAL			1	100%	1
ADVENTHEALTH PHYSICIAN GROUP - APPLEWOOD			1	100%	1
CVS MA915POCT BEVERLY			1	100%	1
SUMMIT DETOX INC			1	100%	1
GATEWAY HEALTHCARE, PC			1	100%	1
NORTH COUNTY MEDICAL LAB			1	100%	1

COVID-19: testing by laboratory

Data through Mar 22, 2021 verified as of Mar 23, 2021 at 09:25 AM

Data in this report are provisional and subject to change.

The numbers in the table below represent the number of Florida and non-Florida residents for whom test results were received by the Department of Health. A person can be tested by more than one laboratory and can have both positive and negative results. **Therefore, the sum of the numbers in each column will be larger than the total number of people tested.**

Reporting lab	Inconclusive	Negative	Positive	Percent positive	Total
CITRONELLE HEALTH AND REHABILITATION CENTER		1			1
WALGREENS #10264		1			1
Brynwood Health & Rehabilitation Center			1	100%	1
MEDEXPRESS URGENT CARE - VINELAND S MA		1			1
LP Marietta II, LLC		1			1
CENTRAL FLORIDA HOSPITALIST			1	100%	1
GREATER MIAMI DIALYSIS			1	100%	1
BROOKS REHAB			1	100%	1
Highland Pines Health and Rehab		1			1
Kroger 353 - The Little Clinic Harpers Point		1			1
Sharon Care Center			1	100%	1
WATERBURY HOSPITAL REFERENCE LAB			1	100%	1
ALLIANCE LABORATORY SERVICES			1	100%	1
JACKSBORO URGENT CARE			1	100%	1
PALMETTO LANDING			1	100%	1
DIGESTIVE DISEASE CARE PC		1			1
PREMIER FAMILY AND SPORTS MEDICINE LLC			1	100%	1
WINTER PARK MEMORIAL HOSPITAL LABORATORY		1			1
KROGER 915 - THE LITTLE CLINIC ANDERSON			1	100%	1
Rio Grande City Nursing and Rehab Center			1	100%	1
URGENT CARE OF KANSAS CITY			1	100%	1
LP ELIZABETHTON		1			1
DISCOVERY AT HOME, LLC			1	100%	1
HAYS CLINICAL LAB			1	100%	1
FLAGLER CARE CENTER			1	100%	1
CENTRAL FLA PEDIATIC URGENT CARE LLC		1			1
ALL CHILDRENS PEDIATRIC CLINIC			1	100%	1
QUEST INC			1	100%	1
OPTUM MEDICAL CLINIC IN ROCKRIMMON			1	100%	1
WALGREENS #10308		1			1
CHESAPEAKE REGIONAL MEDICAL CENTER			1	100%	1
PALMETTO BAY MEDICAL CENTER			1	100%	1
BRANDON OUTREACH CLINIC			1	100%	1
Kroger 682 - The Little Clinic New Holland Market			1	100%	1
MACKINAC STRAITS LONG TERM CARE UNIT		1			1
METRO HEALTH HOSPITAL LABORATORY		1			1
STUDENT HEALTH CENTER			1	100%	1
HEALTHCARE ASSOCIATES OF IRVING, LLP			1	100%	1
HERNANDO COUNTY HEALTH DEPT			1	100%	1
BAPTIST EMERGENCY HOSPITAL - KELLY			1	100%	1
Kroger - KR062000426			1	100%	1
APPLECARE BRUNSWICK			1	100%	1
ASPIRUS WAUSAU HOSPITAL			1	100%	1
HCL LABORATORIES			1	100%	1
Parkview Care Center			1	100%	1
Alden Lincoln Park			1	100%	1
PHYSICIANS LAB INC			1	100%	1

COVID-19: testing by laboratory

Data through Mar 22, 2021 verified as of Mar 23, 2021 at 09:25 AM

Data in this report are provisional and subject to change.

The numbers in the table below represent the number of Florida and non-Florida residents for whom test results were received by the Department of Health. A person can be tested by more than one laboratory and can have both positive and negative results. **Therefore, the sum of the numbers in each column will be larger than the total number of people tested.**

Reporting lab	Inconclusive	Negative	Positive	Percent positive	Total
HOSPITAL SISTERS HEALTH SYSTEM (HSHS)			1	100%	1
ASHLEY PEDIATRICS DAY AND NIGHT CLINIC			1	100%	1
CYPRESS CREEK OUTPATIENT SURGICAL CTR, LLC			1	100%	1
LAKELAND MEDICAL CENTER			1	100%	1
ASSOCIATESMD			1	100%	1
HEALTH EXPRESS		1			1
SSC NASHVILLE OPERATING CO LLC D/B/A		1			1
CFCH - FROSTPROOF			1	100%	1
AUSTIN URGENT CARE			1	100%	1
UMASS MEMORIAL/MARLBORO HOSPITAL			1	100%	1
GEORGE WASHINGTON UNIVERSITY HOSPITAL			1	100%	1
CHILDREN'S MEMORIAL HOSPITAL			1	100%	1
ALIMETRIX INC		1			1
TANGLEWOOD MANOR		1			1
CENTRAL TX MEDICAL CENTER - LAB			1	100%	1
MAGGY PHARMACY INC		1			1
COLER REHABILITATION AND NURSING CARE		1			1
Willowbrooke Court at Normandy Farms Estates		1			1
Kingston of Miamisburg		1			1
CVS / PHARMACY #10794			1	100%	1
NEMOURS CHILDRENS PRIMARY CARE CLERMONT			1	100%	1
FREDERICK MEMORIAL HOSPITAL			1	100%	1
CENTRAL FLORIDA MEDICAL CARE			1	100%	1
Englewood Health Care Center		1			1
GREATER TAMPA AT HOME			1	100%	1
CALIFORNIA PUBLIC HEALTH LABORATORY			1	100%	1
MAYO CLINIC OUTPATIENT DIALYSIS CENTER			1	100%	1
OAK HAVEN REHAB AND NURSING CENTER			1	100%	1
CORDOVA FAMILY PRACTICE			1	100%	1
EDGAR PRICE FAMILY & CHILDREN HEALTHCARE CENTER			1	100%	1
SWIFTCARE URGENT CARE, PLLC			1	100%	1
WALGREENS #04176		1			1
THE MEDICAL CENTER AT BOWLING GREEN			1	100%	1
Grangeville Health and Rehab		1			1
THE NEW JEWISH HOME		1			1
BAYSHORE DIALYSIS			1	100%	1
Kroger 444 - The Little Clinic Dent		1			1
MEDEXPRESS URGENT CARE - CABOT			1	100%	1
BETHESDA ON TURKEY CREEK			1	100%	1
Sage Bluff Health & Rehabilitation Center		1			1
VA OPTOMETRY CLINIC			1	100%	1
CACERES SPECIALIZED GYNECOLOGY		1			1
Elm Crest Senior Living Community		1			1
RICHMOND MEDICAL CENTER FOR WOMEN		1			1
SOUTH FLORIDA URGENT CARE CENTERS, LLC			1	100%	1
OXY-GENLAB			1	100%	1
Lenbrook		1			1

COVID-19: testing by laboratory

Data through Mar 22, 2021 verified as of Mar 23, 2021 at 09:25 AM

Data in this report are provisional and subject to change.

The numbers in the table below represent the number of Florida and non-Florida residents for whom test results were received by the Department of Health. A person can be tested by more than one laboratory and can have both positive and negative results. **Therefore, the sum of the numbers in each column will be larger than the total number of people tested.**

Reporting lab	Inconclusive	Negative	Positive	Percent positive	Total
UMASS MEMORIAL MEDICAL CENTER, INC		1			1
MAYO CLINICAL LABORATORIES		1			1
UNIVERSITY OF IOWA HOSPITALS & CLINICS			1	100%	1
MCLEOD MEMORIAL HOSPITAL CLARENDON			1	100%	1
Court House Center		1			1
PRIMEX CLINICAL LABORATORIES INC			1	100%	1
UT HEALTH RIO GRANDE VALLEY PRIMARY CARE AT			1	100%	1
NATION'S BEST CARE HOME HEALTH			1	100%	1
WELLOW URGENT CARE-OSWEGO			1	100%	1
WINNIFRED ASSISTED LIVING FACILITY INC		1			1
LAKE MARY OPTUM FLORIDA			1	100%	1
ULTIMATE ANALYSIS LABORATORY			1	100%	1
FAMILY MEDICAL CENTRE			1	100%	1
AURORA HEALTH CARE METRO INC			1	100%	1
MISSOURI DEPT. OF HEALTH			1	100%	1
ABINGTON MEMORIAL HOSPITAL			1	100%	1
DR BAWA AND ASSOCIATES			1	100%	1
DAYTONA BEACH DIALYSIS			1	100%	1
MEDONE URGENT CARE			1	100%	1
Kroger 518 - The Little Clinic Hermitage		1			1
FAIRHAVEN		1			1
Kroger 670 - The Little Clinic Dawson Forest Rd & Hwy 19		1			1
CVS AZ3264POCT PHOENIX			1	100%	1
HEBER VALLEY HOSPITAL			1	100%	1
INTERMOUNTAIN HEALTHCARE LABORATORY SERVICES			1	100%	1
BISHOP KEARNEY		1			1
TRINITY URGENT CARE		1			1
EXCEPTIONAL EMERGENCY CENTER			1	100%	1
PHYSICIANS PRIMARY CARE LEHIGH PEDS			1	100%	1
ENCOMPASS HEALTH REHABILITATION			1	100%	1
SV MOBILE HEALTH			1	100%	1
MEMORIALCARE LONG BEACH MEDICAL CENTER			1	100%	1
ELKHART GENERAL HOSPITAL			1	100%	1
AL MANI HEALTH INSTUTUTE		1			1
CVS NE8626POCT LINCOLN		1			1
MARTINSVILLE HEALTH AND REHAB			1	100%	1
EPIC CARE PHARMACY		1			1
Gulf Coast health and Rehabilitation, LLC		1			1
UNIVERSITY OF FLORIDA			1	100%	1
ST GERARD'S COMMUNITY OF CARE		1			1
SUNCOAST RESEARCH GROUP LLC			1	100%	1
NORTH MIAMI BEACH SURGICAL CENTER			1	100%	1
VA ST LOUIS HEALTH CARE SYSTEM			1	100%	1
SIPERSTEIN DERMATOLOGY LLC			1	100%	1
Glenview Terrace Nursing Center		1			1
JACKSONVILLE HEALTH & REHAB		1			1
ADVANCED CARDIOVASCULAR DIAGNOSTICS OF FL			1	100%	1

COVID-19: testing by laboratory

Data through Mar 22, 2021 verified as of Mar 23, 2021 at 09:25 AM

Data in this report are provisional and subject to change.

The numbers in the table below represent the number of Florida and non-Florida residents for whom test results were received by the Department of Health. A person can be tested by more than one laboratory and can have both positive and negative results. **Therefore, the sum of the numbers in each column will be larger than the total number of people tested.**

Reporting lab	Inconclusive	Negative	Positive	Percent positive	Total
Lemont Nursing and Rehab Center			1	100%	1
MOBILE HEALTH MEDICAL SERVICES PC		1			1
FLORIDA MEDICAL CLINIC PA GI			1	100%	1
DILELLA			1	100%	1
DAVENPORT DIALYSIS CENTER		1			1
SKYRIDGE CLINICAL ASSOCIATES		1			1
Rockcastle Health and Rehab		1			1
PROFESSIONAL DIALYSIS CENTER			1	100%	1
Kroger 909 - The Little Clinic Hamilton			1	100%	1
NF Escambia, LLC DBA Olive BranchHealth and Rehabilitaion Center			1	100%	1
MARTIN HEALTH PHYSICIAN GROUP			1	100%	1
St Mary's d'Youville Pavilion		1			1
Fairhaven Retirement Community		1			1
ST JOHN'S HOME CARE			1	100%	1
BLACK SHEEP MEDICAL			1	100%	1
CVS IL5797POCT CAROL STREAM		1			1
NHC HealthCare St. Charles		1			1
MEDICAL ASSOCIATES OF THE SHOALS		1			1
MEDSTAR URGENT CARE, LLC			1	100%	1
COSTAMED GRUPO MEDICO			1	100%	1
FLORIDA EPIDEMIOLOGY PROGRAM			1	100%	1
RAPID MEDLAB (002MO)		1			1
CVS CA8861POCT BUENA PARK		1			1
ROSE HAVEN NURSING CENTER		1			1
JOHN D. ARCHBOLD MEMORIAL HOSPITAL			1	100%	1
MEDEXPRESS URGENT CARE PENNSVILLE		1			1
Livingston County Center for Nursing and Rehabilitation		1			1
RAMBAM URGENT CARE			1	100%	1
Autumn Care of Suffolk		1			1
HOUSTON DEPARTMENT OF HEALTH AND HUMAN SERVICES			1	100%	1
LEHIGH REGIONAL WOUND CENTER			1	100%	1
MCH PHYSICIANS GROUP			1	100%	1
AUGUSTA HEALTH CLINICAL LABORATORY			1	100%	1
OKLAHOMA BLOOD INSTITUTE			1	100%	1
CLEMENT MANOR HEALTH CENTER		1			1
ST CATHERINE HOSPITAL LABORATORY			1	100%	1
VA COMMUNITY BASED CLINIC - LAKE CITY			1	100%	1
Valley Center (WV)			1	100%	1
Avera Sr. James Care Center		1			1
Florence Nursing and Rehabilitation Center		1			1
THE HEART HOSPITAL BAYLOR PLANO			1	100%	1
WALGREENS #01398			1	100%	1
Bay View Nursing and Rehabilitation Center			1	100%	1
WEST COAST CLINICAL LABS INC			1	100%	1
GRAND VIEW HOSPITAL			1	100%	1
PRIMARY CARE & PEDIATRICS - SHEPHERSTOWN		1			1
PRIMARY AND URGENT CARE			1	100%	1

COVID-19: testing by laboratory

Data through Mar 22, 2021 verified as of Mar 23, 2021 at 09:25 AM

Data in this report are provisional and subject to change.

The numbers in the table below represent the number of Florida and non-Florida residents for whom test results were received by the Department of Health. A person can be tested by more than one laboratory and can have both positive and negative results. **Therefore, the sum of the numbers in each column will be larger than the total number of people tested.**

Reporting lab	Inconclusive	Negative	Positive	Percent positive	Total
VA Ann Arbor HCS		1			1
Belvoir Woods Health Care Center at The Fairfax		1			1
Douglas County Health Center		1			1
KNAPP MEDICAL GROUP			1	100%	1
PATHOLOGYT & LAB MEDICINE SERVICES			1	100%	1
Elderwood at Lancaster		1			1
SUPERKIDS PEDIATRICS			1	100%	1
WOODHILLS LABS			1	100%	1
LAKE MARY DIALYSIS			1	100%	1
Oakland Nursing and Rehabilitation Center		1			1
HEALTHCARE FOR THE HOMELESS			1	100%	1
CSL PLASMA LAB			1	100%	1
ADVENTHEALTH MEDICAL GROUP OBSTETRICS AND			1	100%	1
CVS AZ10529POCT SCOTTSDALE		1			1
Good Samaritan Society - Mountian Lake		1			1
INFECTION CONTROL DEPT			1	100%	1
CVS NV9586POCT RENO		1			1
EASTSIDE URGENT CARE			1	100%	1
NORTHWEST TEXAS HEALTHCARE SYSTEM,INC			1	100%	1
PATHOLOGY		1			1
MICROBIOLOGY DEPARTMENT			1	100%	1
ACCURATE HEALTH SERVICES CORP			1	100%	1
PIONEER CLINICAL RESEARCH LLC			1	100%	1
AHC Dyersburg		1			1
HIGHLANDS CLINICAL LABORATORY			1	100%	1
CROSS CREEK HEALTH CARE		1			1
BLESSINGS MEDICAL CLINIC, THE			1	100%	1
CHP COVID-19 (TX)			1	100%	1
MINUTECLINIC, LLC #07876			1	100%	1
Oakmont of Katy Nursing and Rehabilitation		1			1
NONA MEDICAL ARTS		1			1
PCR DIAGNOSTICS			1	100%	1
CVS PHARMACY INC DBA CVS/PHARMACY # 10600		1			1
CVS AZ7841POCT TUCSON		1			1
CVS CT692POCT NORTH HAVEN		1			1
ACCOMPLISHED HOME CARE		1			1
ARBOR DIAGNOSTICS, INC		1			1
ALPHA CLINICAL LABORATORY CORP.			1	100%	1
CENTRAL FL INTERNAL MEDICINE ASSOCIATES LLC		1			1
CHRISTIAN REST HOME ASSOC		1			1
MY URGENT CARE CLINIC			1	100%	1
VALLEY HOSPITAL MEDICAL CENTER		1			1
Shelbyville Manor		1			1
VELOCITY URGENT CARE - REDMILL			1	100%	1
Bethany Manor		1			1
HOSPICE OF MARION COUNTY INC			1	100%	1
FLAGLER HOME CARE			1	100%	1

COVID-19: testing by laboratory

Data through Mar 22, 2021 verified as of Mar 23, 2021 at 09:25 AM

Data in this report are provisional and subject to change.

The numbers in the table below represent the number of Florida and non-Florida residents for whom test results were received by the Department of Health. A person can be tested by more than one laboratory and can have both positive and negative results. **Therefore, the sum of the numbers in each column will be larger than the total number of people tested.**

Reporting lab	Inconclusive	Negative	Positive	Percent positive	Total
MEDCOR CORPORATE CLINIC			1	100%	1
KENDALL PEDIATRICS PARTNERS LLC			1	100%	1
TRUMAN MEDICAL CENTER - HOSPITAL HILL			1	100%	1
WINTER HAVEN DIALYSIS		1			1
SHANNON MEDICAL CENTER			1	100%	1
ACUPATH LABORATORIES INC			1	100%	1
CVS IN6536POCT KOKOMO		1			1
DE TAR HOSPITAL			1	100%	1
CHATEAU TERREBONNE HEALTH CARE		1			1
Grand Junction VAMC		1			1
REEVES COUNTY HOSPITAL DISTRICT			1	100%	1
BNJ		1			1
DIRECT PRIMARY CARE OF BURLESON			1	100%	1
MEDEXPRESS URGENT CARE - DERBY N ROCK		1			1
Terrace Glen Village		1			1
CHI ST ALEXIUS TRANSITIONAL CARE UNIT		1			1
CYPRESS VILLAGE REHAB CENTER		1			1
PARRISH MEDICAL GROUP			1	100%	1
UNIVERSITY OF BALTIMORE WASHINGTON MEDICAL CENTER			1	100%	1
LSU MEDICAL CENTER			1	100%	1
RM PHARMACY SERVICES INC		1			1
PowerBack Piscataway Center		1			1
ARTESIAN HOME		1			1
SUMMIT COUNTY PUBLIC HEALTH DEPARTMENT			1	100%	1
WELLSTAR COBB HOSPITAL			1	100%	1
ALAFAYA WOODS FAMILY MEDICAL CENTER		1			1
FIU HEALTH CARE CENTER			1	100%	1
Piedmont Crossing		1			1
Abernethy Laurels		1			1
FAMILY PRACTICE ASSOCIATES		1			1
PEDIATRIC ASSOCIATES OF ORLANDO			1	100%	1
MARYLAND DEPARTMENT OF HEALTH AND MENTAL HYGIENE-LABORATORIES			1	100%	1
CVS MA654POCT ACTON		1			1
HACKENSACK UNIVERSITY MEDICAL CENTER		1			1
Highland Ave. Eye Clinic		1			1
TRADITIONAL MEDICINE CENTER			1	100%	1
WVU MEDICINE AT SUNCREST TOWNE CENTRE			1	100%	1
UMMC MIDTOWN CAMPUS			1	100%	1
KINGWOOD EMERGENCY HOSPITAL			1	100%	1
SKY RIDGE MEDICAL CENTER - MICRO			1	100%	1
SHAMRA MEDICAL LABORATORY			1	100%	1
SIGNATURE CARE MEMORIAL CITY			1	100%	1
TRAVIS LEE THOMPSON MD			1	100%	1
NEMOURS CHILDREN'S PRIMARY CARE, ST CLOUD			1	100%	1
RIVERVIEW HOSPITAL D/B/A UNIVERSITY		1			1
PUTNAM CO HOSPITAL-D/B/A ASBURY TOWERS		1			1
PALM SPRINGS GENERAL HOSPITAL			1	100%	1

COVID-19: testing by laboratory

Data through Mar 22, 2021 verified as of Mar 23, 2021 at 09:25 AM

Data in this report are provisional and subject to change.

The numbers in the table below represent the number of Florida and non-Florida residents for whom test results were received by the Department of Health. A person can be tested by more than one laboratory and can have both positive and negative results. **Therefore, the sum of the numbers in each column will be larger than the total number of people tested.**

Reporting lab	Inconclusive	Negative	Positive	Percent positive	Total
ADVENTHEALTH IMAGING WINTERGARDEN		1			1
WOMACK ARMY MEDICAL CENTER			1	100%	1
TENNOVA ER - SANGO			1	100%	1
Kroger 350 - The Little Clinic New Cut Road		1			1
Chateau Living Center			1	100%	1
SHANNON CLARK OD, PA			1	100%	1
ISLANDS ASSISTED LIVING FACILITY,THE			1	100%	1
POETS WALK SARASOTA			1	100%	1
SPECTRUM LABORATORY			1	100%	1
WEST BOYNTON DIALYSIS			1	100%	1
LIFE CARE CENTER OF GWINNETT		1			1
THE TOLEDO HOSPITAL			1	100%	1
MIAMI VASCULAR SURGERY			1	100%	1
Bivins Pointe			1	100%	1
VISTA DEL SOL MED ASSOC		1			1
NEMOURS CHILDREN HOSPITAL			1	100%	1
MOUNT SINAI COMPREHENSIVE CANCER CENTER			1	100%	1
LEE HEALTH KIDS URGENT CARE		1			1
LOWER KEYS COMMUNITY HEALTH CENTER			1	100%	1
PARTNERS IN PRIMARY CARE		1			1
OPTIMAL MEDICINE INC		1			1
Vibrallife of El Paso Rehabilitation Center			1	100%	1
El Paso Health Care Center			1	100%	1
ST FRANCIS COLLEGE WELLNESS CENTER		1			1
INLET CONCIERGE MEDICINE			1	100%	1
FINLAY MEDICAL RESEARCH CORP			1	100%	1
OPTUM OF HIALEAH		1			1
AMD			1	100%	1
WAYCROSS INTRTNAL MEDICINE			1	100%	1
BAPTIST MEDICAL PLAZA AT WESTCHESTER			1	100%	1
FREEPORT ER DOX URGENT CARE		1			1
GREYSTONE HOME HEALTH OF GREATER ORLANDO LLC		1			1
Northern Nevada State Veterans Home		1			1
Harbert Hills Academy Nursing Home		1			1
BMC/NASSAU			1	100%	1
ANDREWS INSTITUTE AMBULATORY SURGERY CENTER		1			1
MEDEXPRESS URGENT CARE - ST CLAIR, CLOVER DR.		1			1
Metairie Healthcare Center			1	100%	1
RIVIERA BEACH HEALTH CENTER LAB			1	100%	1
EVENTIDE LUTHERAN HOME		1			1
Alexandria Place		1			1
CONCORDIA MANOR			1	100%	1
MISSION HOSPITAL – MEMORIAL CAMPUS			1	100%	1
KAISER PERMANENTE REGIONAL REFERENCE LABORATORY		1			1
RAPID CITY REGIONAL HOSPITAL -579 ATTN. LABORATORY		1			1
BASCOM PALMER-MICRO LAB			1	100%	1
DOCTORS HEARING			1	100%	1

COVID-19: testing by laboratory

Data through Mar 22, 2021 verified as of Mar 23, 2021 at 09:25 AM

Data in this report are provisional and subject to change.

The numbers in the table below represent the number of Florida and non-Florida residents for whom test results were received by the Department of Health. A person can be tested by more than one laboratory and can have both positive and negative results. **Therefore, the sum of the numbers in each column will be larger than the total number of people tested.**

Reporting lab	Inconclusive	Negative	Positive	Percent positive	Total
MERCYONE DES MOINES MEDICAL CENTER			1	100%	1
ST.ELIZABETH HEALTH CENTER	1				1
Rehab Select of Talladega		1			1
PARK AVENUE DERMATOLOGY NORTH			1	100%	1
COMMUNITY MEDICAL CARE			1	100%	1
MORSELIFE HOME CARE INC			1	100%	1
BAXTER REGIONAL MEDICAL CENTER			1	100%	1
MEDEXPRESS URGENT CARE - WESTFIELD, E MAIN ST			1	100%	1
Community Care Center of Heritage House, LLC			1	100%	1
HOWELL BRANCH COURT			1	100%	1
WMC HEALTH GROUP INC			1	100%	1
BROOKDALE AVONDALE (BU 04360)			1	100%	1
HARDEE COUNTY FIRE RESCUE		1			1
PHYSICIANS ASSOCIATES			1	100%	1
TWIN			1	100%	1
Schoenbrunn Healthcare		1			1
NHC Chattanooga			1	100%	1
Walgreens #5914		1			1
SCRIPTS PLUS INC DBA THE MEDICINE SHOP		1			1
GOOD PEDIATRICS			1	100%	1
Moab Regional Hospital			1	100%	1
Kroger 524 - The Little Clinic Iron Bridge Road		1			1
Kroger 968 - The Little Clinic Colerain Township		1			1
OPCO LLC LEGACY NURSING AND REHABILITA		1			1
RESIDENCES AT MIAMI / REIGN GARDENS LLC, THE			1	100%	1
CHOTA COMMUNITY HEALTH SERVICES		1			1
Kroger - KR070300083			1	100%	1
Village Green Health & Rehabilitation		1			1
LIFELINK TRANSPLANT INSTITUTE LAB			1	100%	1
CROZER-CHESTER MEDICAL CENTER			1	100%	1
ADVENTHEALTH MEDICAL GROUP PEDIATRICS DIABETES &			1	100%	1
DONALSONVILLE HOSPITAL			1	100%	1
DOCTOR TODAY URGENT CARE			1	100%	1
ODYSSEY HEALTH CARE OF MARION COUNTY LLC		1			1
FLORIDA CLINICAL RESEARCH CENTER, LLC			1	100%	1
TARRYTOWN PHARMACY			1	100%	1
STEPHENS COUNTY HOSPITAL			1	100%	1
JOHNSON & JOHNSON VISION CARE-VISTAKON			1	100%	1
MERITUS MEDICAL CENTER			1	100%	1
XSTREMEMD			1	100%	1
CURA LABORATORY SERVICES			1	100%	1
INTERNAL MEDICINE EMILIA MURRAY MD PA		1			1
ROYAL PALM RETIREMENT CENTRE		1			1
Manor Care Health Services- Wilmington			1	100%	1
Kroger 379 - The Little Clinic Stony Brook		1			1
HEALTH CARE SERVICES LC			1	100%	1
FLORIDA HEALTH CARE MEDICAL GROUP		1			1

COVID-19: testing by laboratory

Data through Mar 22, 2021 verified as of Mar 23, 2021 at 09:25 AM

Data in this report are provisional and subject to change.

The numbers in the table below represent the number of Florida and non-Florida residents for whom test results were received by the Department of Health. A person can be tested by more than one laboratory and can have both positive and negative results. **Therefore, the sum of the numbers in each column will be larger than the total number of people tested.**

Reporting lab	Inconclusive	Negative	Positive	Percent positive	Total
CLEVELAND CLINIC OHIO LABORATORIES			1	100%	1
Courtenay Springs Village			1	100%	1
WELLMED AT LINEBAUGH AVE			1	100%	1
DOCTORS CARE - AIKEN MALL			1	100%	1
SUMMIT LABORATORY			1	100%	1
MEDEXPRESS URGENT CARE - HADLEY		1			1
CVS AZ4795POCT MESA		1			1
ORLANDO PHYSICIAN NETWORK		1			1
NICKLAUS CHILDREN'S DORAL OUTPATIENT CENTER			1	100%	1
COVENANT HEALTH		1			1
DIGNITY HEALING LLC			1	100%	1
HEALTHALLIANCE HOSPITAL LABORATORY		1			1
Kroger 83 - The Little Clinic Rock Road		1			1
THE CHILDREN'S HOSPITAL OF PHILADELPHIA		1			1
NORTH SHORE HEMATOLOGY-ONCOLOGY ASSOCI		1			1
SHARON REGIONAL MEDICAL CENTER			1	100%	1
ROAN MOUNTAIN MEDICAL CENTER			1	100%	1
ABSOLUTE QUICK CARE			1	100%	1
HIGHLAND PARK LAKEWOOD PRESTON HOLLOW			1	100%	1
PINEBROOK CARE AND REHABILITATION CENTER□			1	100%	1
Kroger 63 - The Little Clinic Glassford Hill Rd		1			1
TITUSVILLE CENTER FOR SURGICAL EXCELLENCE LLC		1			1
OCEAN MEDICAL CENTER		1			1
PORTSMOUTH REG. HOSPITAL			1	100%	1
Medicalodges Neosho			1	100%	1
Illiana HCS -Danville VAMC		1			1
SUNCOAST FAMILY MEDICAL ASSOCIATES			1	100%	1
PALACE CARE AND REHAB		1			1
CONCENTRA - TAMPA EAST		1			1
WALK IN MEDICAL URGENT CARE PC		1			1
DOCTORS AFTER HOURS URGENT CARE CENTER			1	100%	1
ADVENT HEALTH MEDICAL GROUP MULTISPECIALTY			1	100%	1
ST. PETERSBURG PEDIATRICS-SEMINOLE			1	100%	1
ST VINCENTS OUTPATIENT IMAGING		1			1
UNLIMITED MEDICAL SERVICES OF FL PL DBA		1			1
EVENING PEDIATRICS INC			1	100%	1
HHCS PHARMACY INC			1	100%	1
ADVENT HEALTH - OWASA			1	100%	1
CVS NE5714POCT OMAHA		1			1
LAB PLUS, LLC			1	100%	1
Wetumpka Health and Rehab, LLC		1			1
DR JAMES D FORBES FAMILY CARE CENTER			1	100%	1
NAVARRO MEDICAL CENTERS LLC			1	100%	1
ACCESS MEDICAL GROUP OF TAMPA INC			1	100%	1
LRGHEALTHCARE		1			1
BEAUMONT HOSPITAL			1	100%	1
SUN CLINICAL LABORATORIES			1	100%	1

COVID-19: testing by laboratory

Data through Mar 22, 2021 verified as of Mar 23, 2021 at 09:25 AM

Data in this report are provisional and subject to change.

The numbers in the table below represent the number of Florida and non-Florida residents for whom test results were received by the Department of Health. A person can be tested by more than one laboratory and can have both positive and negative results. **Therefore, the sum of the numbers in each column will be larger than the total number of people tested.**

Reporting lab	Inconclusive	Negative	Positive	Percent positive	Total
LITTLE FALLS HOSPITAL LABORATORY		1			1
441 URGENT CARE CENTER - BROWNWOOD			1	100%	1
Arbors at Marietta		1			1
ANDERSON FAMILY MEDICINE			1	100%	1
EMERSON HOSPITAL LABORATORY			1	100%	1
WYOMING COUNTY DEPARTMENT OF HEALTH		1			1
BROOKSHIRE, THE			1	100%	1
SURGERY CENTER, THE			1	100%	1
HUNEYCUTT FAMILY PRACTICE			1	100%	1
AMERICAN FAMILY CARE URGENT CARE		1			1
SANFORD LABORATORIES WATERTOWN			1	100%	1
JACKSON MADISON CO. GEN. HOSPITAL			1	100%	1
ALLIED PHYSICIANS GROUP		1			1
FLORIDA HOME HEALTH			1	100%	1
SPINE & PAIN CONSULTANT PLLC		1			1
METROPOLITAN			1	100%	1
MED-LAKE LABORATORY			1	100%	1
Community Compassion Center of Batesville			1	100%	1
CAPITAL HEALTH PLAN - GOVERNORS SQUARE			1	100%	1
MEDEXPRESS URGENT CARE-MEADVILLE			1	100%	1
QC LABORATORY			1	100%	1
PREMIER HEALTH CARE INC			1	100%	1
IRA FIALKO DO			1	100%	1
UNIVERSITY OF SOUTH FLORIDA			1	100%	1
Falmouth By The Sea			1	100%	1
JAX FAMILY CARE		1			1
VISTA LAKE ASSISTED LIVING			1	100%	1
Heritage Health of Peru			1	100%	1
Kroger 368 - The Little Clinic Frankfort West		1			1
OCEANVIEW NURSING AND REHABILITAION CENTER			1	100%	1
ORCHID TERRACE		1			1
Brownwood Nusing & Rehabilitation		1			1
Victory Health and Rehabilitation			1	100%	1
Heartland of Perrysburg		1			1
AAA MEDICAL TESTING			1	100%	1
SYNERGY DIALYSIS INC			1	100%	1
CANDLER HOSPITAL			1	100%	1
CVS NM7242POCT ALBUQUERQUE		1			1
EMPLOYEE WELLNESS PA			1	100%	1
CVS AZ7075POCT CHANDLER		1			1
White Oak Manor - Rock Hill		1			1
A G RHODES HOME AT WESLEY WOODS		1			1
CUSTOM SCRIPTS PHARMACY		1			1
MISSOURI DEPARTMENT OF HEALTH AND SENIOR SERVICES - STATE PH LAB		1			1
LEE MEMORIAL HOSPITAL OUTPATIENT SURGERY CENTER			1	100%	1
SONNI'S PEDIATRICS			1	100%	1
Central Park Healthcare & Rehabilitation Center		1			1

COVID-19: testing by laboratory

Data through Mar 22, 2021 verified as of Mar 23, 2021 at 09:25 AM

Data in this report are provisional and subject to change.

The numbers in the table below represent the number of Florida and non-Florida residents for whom test results were received by the Department of Health. A person can be tested by more than one laboratory and can have both positive and negative results. **Therefore, the sum of the numbers in each column will be larger than the total number of people tested.**

Reporting lab	Inconclusive	Negative	Positive	Percent positive	Total
HARDIN HEALTH INC		1			1
CHILDREN'S NATIONAL MEDICAL CENTER			1	100%	1
STEWART FLORIDA ALF, INC			1	100%	1
ORCHARD LABORATORIES			1	100%	1
Arch Plaza Nursing and Rehabilitation Center			1	100%	1
CVS OH6167POCT ASHLAND		1			1
FAMILY MEDICINE AT KISSIMMEE		1			1
CLEVELAND CLINIC FLORIDA LAB			1	100%	1
SANFORD HOME		1			1
RIVERSIDE MEDICAL CENTER		1			1
USC VERDUGO HILLS HOSPITAL			1	100%	1
FLAGLER PROFESSIONAL HEALTH CARE SERVICES INC		1			1
DEL PRADO MEDICAL CENTER, INC		1			1
MDS PHARMA SERVICES		1			1
MEDEXPRESS-DOVER		1			1
ER NEAR ME HULEN		1			1
ALPHA 1 ANTITRYPSIN RESEARCH PROGRAM			1	100%	1
PEDIATRIC ASSOCIATES - DORAL			1	100%	1
CELEBRATION HOSPITAL			1	100%	1
TARRANT MEDICAL ASSOCIATES			1	100%	1
SANTA CLARA VALLEY MEDICAL CENTER			1	100%	1
SUNCOAST BEHAVIORAL HEALTH CENTER			1	100%	1
ST JUDE CARE CENTER		1			1
PALMETTO PRIMARY CARE PHYSICIANS			1	100%	1
HALIFAX HEALTH PRIMARY CARE			1	100%	1
CARENOW-MONTGOMERY			1	100%	1
CVS TX3702POCT KATY		1			1
CARENOW MIDTOWN			1	100%	1
FLORIDA FAMILY LABORATORY		1			1
WELL-KEY URGENT CARE SEVIERVILLE			1	100%	1
CVS OK6225POCT EDMOND		1			1
FLORIDA CLINICAL LABORATORY INC DBA			1	100%	1
ADVENTHEALTH MEDICAL GROUP SENIOR HEALTH AT			1	100%	1
LANTANA HC LAB			1	100%	1
HILLSBORO MEDICAL CENTER MAIN LABORATO		1			1
BAYCARE OUTREACH LAB AT NEW TAMPA			1	100%	1
BOULDER COMMUNITY HOSPITAL			1	100%	1
CARESOUTH HHA HOLDINGS OF THE TREASURE COAST LLC			1	100%	1
The Pines at Poughkeepsie Center for Nursing and Rehabilitation		1			1
WESLEY MEDICAL CENTER			1	100%	1
Signature Healthcare of Georgetown		1			1
Fairhope		1			1
STITCHES ACUTE CARE CENTER OF CHEYENNE			1	100%	1
MINUTE CLINIC DIAGNOSTIC PA			1	100%	1
PARK AVENUE PEDIATRICS PC		1			1
HENRY FORD WEST BLOOMFIELD HOSPITAL			1	100%	1
PALM COTTAGE OPERATOR LLC			1	100%	1

COVID-19: testing by laboratory

Data through Mar 22, 2021 verified as of Mar 23, 2021 at 09:25 AM

Data in this report are provisional and subject to change.

The numbers in the table below represent the number of Florida and non-Florida residents for whom test results were received by the Department of Health. A person can be tested by more than one laboratory and can have both positive and negative results. **Therefore, the sum of the numbers in each column will be larger than the total number of people tested.**

Reporting lab	Inconclusive	Negative	Positive	Percent positive	Total
BL DIAGNOSTICS LLC			1	100%	1
Walgreens #11724		1			1
WINCHESTER URGENT CARE, PC		1			1
C V S / PHARMACY #833		1			1
RAYMOND F CARON MD			1	100%	1
JMJ FAMILY PRACTICE			1	100%	1
MINUTECLINIC DIAGNOSTIC OF VIRGINIA, LLC #1980		1			1
ORLANDO HEALTH MEDICAL GROUP			1	100%	1
SALUDA NURSING CENTER		1			1
MEDCOR, INC			1	100%	1
PAMC MICRO LAB			1	100%	1
LABONE		1			1
PEDIATRIC PARTNERS OF ZEPHYRHILLS PA			1	100%	1
Villages of St.Peters		1			1
SOUTHWESTERN VERMONT MEDICAL CENTER			1	100%	1
WALGREENS #04311		1			1
PENSACOLA PATHOLOGY		1			1
CORNERSTONE OF RECOVERY INC		1			1
MEDEXPRESS URGENT CARE - WAYNESBURG		1			1
AMERICAN LAB LLC		1			1
MEDEXPRESS URGENT CARE, EDWARDSVILLE		1			1
Walgreens #10851		1			1
SMITH			1	100%	1
CVS NV5942POCT LAS VEGAS		1			1
FAMILY MEDICAL CLINIC KENDALL LLC			1	100%	1
PALM COAST DRAW STATION/AMERICAN HEALTH ASSOCIATES		1			1
SPRING VALLEY HOSPITAL MEDICAL CENTER			1	100%	1
NORTHEAST BAPTIST HOSPITAL			1	100%	1
Pontotoc Health and Rehab		1			1
MEDEXPRESS NORTHSIDE			1	100%	1
UNIVERISTY HOSPITAL			1	100%	1
CENTRAL FLORIDA ADULT MEDICINE		1			1
TLC MEDICAL			1	100%	1
DIAGNOSTIC GROUP INTEGRATED HEALTHCARE			1	100%	1
Smg/North Jersey Hematology & Oncology		1			1
Mayfair Village Nursing Care Center		1			1
SHRIVERS PHARMACY AND WELLNESS CENTER			1	100%	1
SANTA MONICA CA-UCLA MC			1	100%	1
CHILDRENS SPECIALIST PEDIATRIC PULMMOLOGY &			1	100%	1
MARINA DEL REY HOSPITAL LAB			1	100%	1
STANDIFER PLACE		1			1
NEVADA RURAL HOUSING AUTHORITY			1	100%	1
KNOX COMMUNITY HOSPITAL			1	100%	1
FLAGLER MEDICAL ASSOCIATES PA			1	100%	1
OCALA RKC EAST HEMO #1			1	100%	1
GARDENS PEDIATRICS LAB			1	100%	1
Kroger 767 - The Little Clinic Beaumont		1			1

COVID-19: testing by laboratory

Data through Mar 22, 2021 verified as of Mar 23, 2021 at 09:25 AM

Data in this report are provisional and subject to change.

The numbers in the table below represent the number of Florida and non-Florida residents for whom test results were received by the Department of Health. A person can be tested by more than one laboratory and can have both positive and negative results. **Therefore, the sum of the numbers in each column will be larger than the total number of people tested.**

Reporting lab	Inconclusive	Negative	Positive	Percent positive	Total
CHAMBREL AT PINECASTLE			1	100%	1
BROADWAY HEALTH FLORIDA MEDICAL CLINIC URGENT CARE			1	100%	1
FAMILY MEDICINE AT CELEBRATION		1			1
POINTE MEDICAL SERVICES INC			1	100%	1
CARESOUTH HHA HOLDINGS OF VIRGINIA, LLC			1	100%	1
EXAC CARE CROSSVILLE		1			1
PALOMAR MEDICAL CENTER			1	100%	1
HALIFAX HEALTH PRIMARY CARE ORMOND			1	100%	1
ALL PEDIATRIC CARE PA			1	100%	1
LAREDO EMERGENCY ROOM			1	100%	1
Dexter Health Care		1			1
AMERICAN FAMILY CARE - SMYRNA			1	100%	1
CVS CA9145POCT SANTEE			1	100%	1
BRADENTON CONVENTION CENTER			1	100%	1
SOUTH TEXAS HEALTH SYSTEM ER - WARE ROAD			1	100%	1
CARDIOLOGY AND FITNESS MEDICINE		1			1
HARBOR OAKS GOLDEN YEARS			1	100%	1
ABE'S GARDEN/PARK MANOR APARTMENTS		1			1
MED BAR LLC		1			1
GOOD SAMARITAN SOCIETY - DE SMET		1			1
AVERA ST. MARY'S HOSPITAL			1	100%	1
AURORA MEDICAL CENTER-KENOSHA			1	100%	1
BOTTINEAU GOOD SAMARITAN CENTER		1			1
Village Crest Center for Health & Rehabilitation		1			1
CVS KS8573POCT OVERLAND PARK		1			1
SOMA MEDICAL CENTER PA #2 OAKLAND			1	100%	1
URGENT CARE OF FORT LAUDERDALE INC			1	100%	1
FHPG SURGICAL ASSOCIATES OF EAST PASCO			1	100%	1
CLARKSVILLE HEALTH SYSTEM			1	100%	1
IMMEDIATE CARE MEDICAL CENTER			1	100%	1
CHRISTIANA HOSPITAL		1			1
DEERFIELD BEACH REHABILITATION AND NURSING			1	100%	1
ELAN MANATEE			1	100%	1
WASHINGTONVILLE PHARMACY INC		1			1
BIOMERIEUX			1	100%	1
DEPT OF VA MEDICAL CENTER - MIAMI			1	100%	1
SAINT LEO UNIVERSITY INCORPORATED			1	100%	1
ST. JOHN HOSPITAL & MEDICAL CENTER			1	100%	1
TENNOVA HEALTHCARE - CLEVELAND			1	100%	1
PEDIATRIC PARTNERS			1	100%	1
SPRINGBROOK HOSPITAL			1	100%	1
PRISMA HEALTH TUOMEY LABORATORY			1	100%	1
FORT LOUDOUN PRIMARY CARE		1			1
SOLARIS HEALTHCARE PLANT CITY		1			1
URGENT CARE OF COASTAL GEORGIA			1	100%	1
GIBSON AREA PRIMARY CARE			1	100%	1
Diversicare of Smyrna		1			1

COVID-19: testing by laboratory

Data through Mar 22, 2021 verified as of Mar 23, 2021 at 09:25 AM

Data in this report are provisional and subject to change.

The numbers in the table below represent the number of Florida and non-Florida residents for whom test results were received by the Department of Health. A person can be tested by more than one laboratory and can have both positive and negative results. **Therefore, the sum of the numbers in each column will be larger than the total number of people tested.**

Reporting lab	Inconclusive	Negative	Positive	Percent positive	Total
TITUSVILLE REHABILITATION AND NURSING CENTER		1			1
HILTON HEAD HOSPITAL/INPATIENT			1	100%	1
RESOURCE PATH LLC			1	100%	1
CARESTAT HOSPICE SERVICES			1	100%	1
MANOR CARE OF DELRAY BEACH FL LLC		1			1
KIOSK MEDICINE OF KENTUCKY LLC		1			1
MOUNT SINAI MEDICAL CENTER HIALEAH			1	100%	1
PASTEUR MEDICAL CENTER LLC		1			1
MT SINA1 HOSPICE			1	100%	1
ACCESS FAMILY CARE LLC			1	100%	1
Kroger 629 - The Little Clinic Cartersville, GA Hwy 41		1			1
Advanced Rehabilitation of Vernon		1			1
ORMC-ARDEN/EOI			1	100%	1
BAYMEADOWS PEDIATRIC CARE		1			1
WOOD COUNTY HEALTH DEPARTMENT			1	100%	1
MAIN STREET PHARMACY OF MARCELLUS, INC		1			1
QLABS			1	100%	1
UNIVERSITY OF TOLEDO MEDICAL CENTER			1	100%	1
SPHERE DX			1	100%	1
MEDICAL CITY NORTH HILLS			1	100%	1
NEW MILFORD HOSPITAL			1	100%	1
SAINT PETE MRI			1	100%	1
HENRY FORD HOSPITAL			1	100%	1
SACRED HEART HOSPITAL NURSING			1	100%	1
Total	96,369	17,697,356	2,599,769	13%	20,393,494