

# COVID-19: summary of cases and monitoring

Data through Mar 25, 2021 verified as of Mar 26, 2021 at 09:25 AM

Data in this report are provisional and subject to change.

## Cases: people with positive PCR or antigen test result

<b>Total cases</b>	<b>2,033,179</b>
Florida residents	1,995,548
Non-Florida residents	37,631
<b>Type of testing</b>	
Florida residents	1,995,548
Positive by BPHL/CDC	73,211
Positive by commercial/hospital lab	1,922,337
PCR positive	1,610,712
Antigen positive	384,836
Non-Florida residents	37,631
Positive by BPHL/CDC	895
Positive by commercial/hospital lab	36,736
PCR positive	25,823
Antigen positive	11,808
<b>Characteristics</b>	
Florida residents hospitalized	84,406
Florida resident deaths	33,116
Non-Florida resident deaths	640

Hospitalized counts include anyone who was hospitalized at some point during their illness. It does not reflect the number of people currently hospitalized.

More information on deaths identified through death certificate data is available on the National Center for Health Statistics website at [www.cdc.gov/nchs/nvss/vsrr/COVID19/index.htm](http://www.cdc.gov/nchs/nvss/vsrr/COVID19/index.htm).

## Cases: people with positive PCR or antigen test result

<b>Risk factors for Florida residents</b>	
Traveled	15,846
Contact with a known case	784,121
Traveled and contact with a known case	21,633
Neither	1,173,948
No travel and no contact	236,060
Travel is unknown	673,429
Contact is unknown	441,165
Contact is pending	430,978

Travel can be unknown and contact can be unknown or pending for the same case, these numbers will sum to more than the "neither" total.

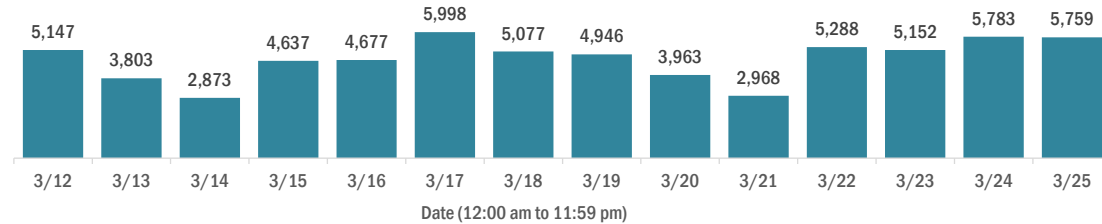
# COVID-19: summary of laboratory testing

Data through Mar 25, 2021 verified as of Mar 26, 2021 at 09:25 AM

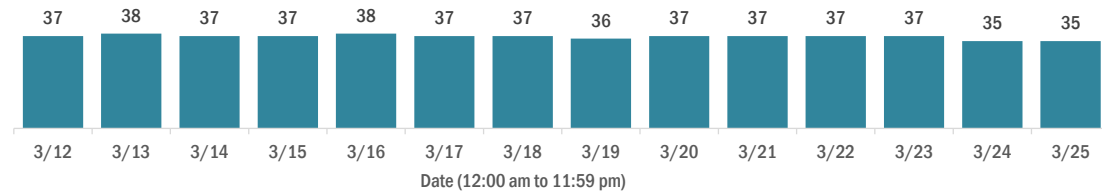
Data in this report are provisional and subject to change.

## Cases in Florida residents per day for the past 2 weeks

### Number of cases per day



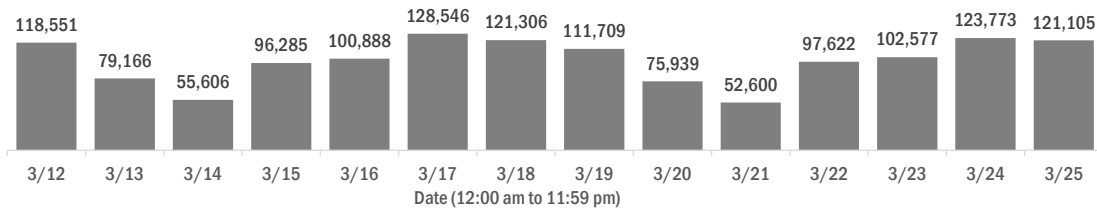
### Median age of cases by day



## Laboratory testing for Florida residents over the past 2 weeks

### Number of Florida residents tested per day

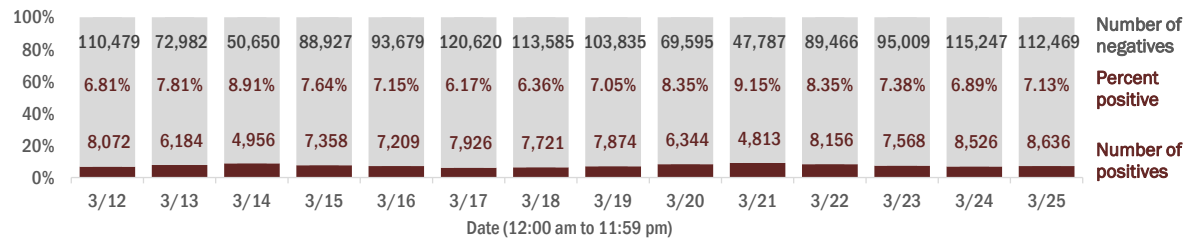
These counts include the number of people for whom the Department received PCR or antigen laboratory results by day. People tested on multiple days will be included for each day a new result was received. A person is only counted once for each day they are tested, regardless of whether multiple specimens are tested or multiple results are received.



### Number and percent of Florida residents with positive test results

The percent of positive results ranged from 6.17% to 9.15% over the past 2 weeks and was 7.13% yesterday.

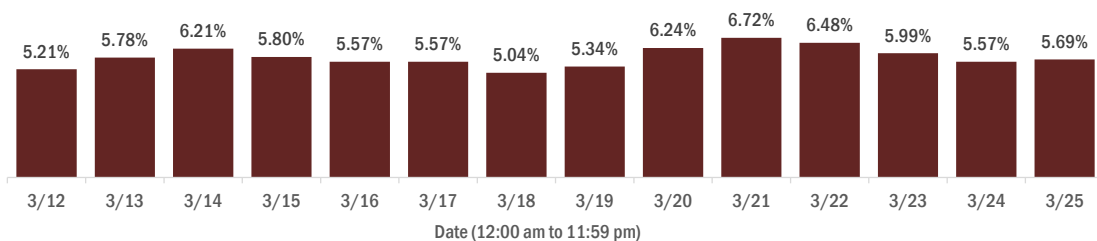
These counts include the number of people for whom the Department received PCR or antigen laboratory results by day. People tested on multiple days will be included for each day a new result was received. A person is only counted once for each day they are tested, regardless of whether multiple specimens are tested or multiple results are received. If a person has a positive specimen and a negative specimen in the same day, only the positive result is counted.



### Percent positivity for new cases in Florida residents

The percent of positive results ranged from 5.04% to 6.72% over the past 2 weeks and was 5.69% yesterday.

This percent is the number of people who test PCR- or antigen-positive for the first time divided by all the people tested that day, excluding people who have previously tested positive.



# COVID-19: characteristics of 1,995,548 Florida resident cases

Data through Mar 25, 2021 verified as of Mar 26, 2021 at 09:25 AM

Data in this report are provisional and subject to change.

Age group	Cases		Hospitalizations		Deaths	
0-4 years	40,385	2%	559	1%	1	0%
5-14 years	126,082	6%	546	1%	5	0%
15-24 years	307,738	15%	2,105	2%	41	0%
25-34 years	347,005	17%	4,114	5%	178	1%
35-44 years	309,302	15%	6,162	7%	507	2%
45-54 years	303,908	15%	9,524	11%	1,267	4%
55-64 years	263,195	13%	14,345	17%	3,558	11%
65-74 years	163,702	8%	17,637	21%	7,025	21%
75-84 years	90,446	5%	17,604	21%	10,086	30%
85+ years	42,510	2%	11,801	14%	10,448	32%
Unknown	1,275	0%	9	0%	0	0%
<b>Total</b>	<b>1,995,548</b>		<b>84,406</b>		<b>33,116</b>	

Gender	Cases	
Female	1,043,263	52%
Male	937,213	47%
Unknown	15,072	1%
<b>Total</b>	<b>1,995,548</b>	

Ethnicity	Cases		Hospitalizations		Deaths	
Hispanic	639,500	32%	21,433	25%	7,704	23%
Non-Hispanic	965,677	48%	58,985	70%	23,245	70%
Unknown	390,371	20%	3,988	5%	2,167	7%
<b>Total</b>	<b>1,995,548</b>		<b>84,406</b>		<b>33,116</b>	

Race and ethnicity	Cases		Hospitalizations		Deaths	
White	1,127,970	57%	55,287	66%	24,317	73%
Hispanic	427,422	21%	15,323	18%	6,176	19%
Non-Hispanic	616,683	31%	38,306	45%	17,046	51%
Unknown	83,865	4%	1,658	2%	1,095	3%
Black	263,290	13%	17,531	21%	5,274	16%
Hispanic	15,461	1%	744	1%	221	1%
Non-Hispanic	226,457	11%	16,426	19%	4,871	15%
Unknown	21,372	1%	361	0%	182	1%
Other race	302,603	15%	9,297	11%	2,579	8%
Hispanic	152,336	8%	4,883	6%	1,139	3%
Non-Hispanic	103,449	5%	3,987	5%	1,221	4%
Unknown	46,818	2%	427	1%	219	1%
Unknown race	301,685	15%	2,291	3%	946	3%
Hispanic	44,281	2%	483	1%	168	1%
Non-Hispanic	19,088	1%	266	0%	107	0%
Unknown	238,316	12%	1,542	2%	671	2%
<b>Total</b>	<b>1,995,548</b>		<b>84,406</b>		<b>33,116</b>	

**Hospitalization** counts include anyone who was hospitalized at some point during their illness. It does not reflect the number of people currently hospitalized. **Other race** includes any person with a race of American Indian/Alaskan native, Asian, native Hawaiian/Pacific Islander, or other.

# COVID-19: deaths in Florida residents and staff of long-term care facilities

Data through Mar 25, 2021 verified as of Mar 26, 2021 at 09:25 AM

Data in this report are provisional and subject to change.

For current cases in residents or staff of long-term care facilities, please visit: <https://floridahealthcovid19.gov/>

County	Deaths		County	Deaths		County	Deaths	
Palm Beach	1054	<div></div> 10%	Okaloosa	161	<div></div> 1%	Gilchrist	19	<div></div> 0%
Dade	999	<div></div> 9%	Hernando	157	<div></div> 1%	Calhoun	17	<div></div> 0%
Pinellas	898	<div></div> 8%	Osceola	141	<div></div> 1%	Gulf	17	<div></div> 0%
Broward	657	<div></div> 6%	Charlotte	133	<div></div> 1%	Flagler	16	<div></div> 0%
Hillsborough	564	<div></div> 5%	Clay	119	<div></div> 1%	Wakulla	16	<div></div> 0%
Duval	422	<div></div> 4%	Indian River	116	<div></div> 1%	Bradford	14	<div></div> 0%
Polk	419	<div></div> 4%	Leon	98	<div></div> 1%	Washington	13	<div></div> 0%
Brevard	395	<div></div> 4%	Bay	90	<div></div> 1%	Baker	12	<div></div> 0%
Orange	391	<div></div> 4%	Jackson	88	<div></div> 1%	Holmes	10	<div></div> 0%
Sarasota	391	<div></div> 4%	St. Johns	86	<div></div> 1%	Jefferson	10	<div></div> 0%
Lee	338	<div></div> 3%	Highlands	83	<div></div> 1%	Franklin	9	<div></div> 0%
Marion	324	<div></div> 3%	Santa Rosa	81	<div></div> 1%	Gadsden	9	<div></div> 0%
Volusia	288	<div></div> 3%	Alachua	75	<div></div> 1%	Lafayette	8	<div></div> 0%
Escambia	277	<div></div> 3%	Suwannee	59	<div></div> 1%	Levy	7	<div></div> 0%
St. Lucie	239	<div></div> 2%	Columbia	51	<div></div> 0%	Desoto	6	<div></div> 0%
Seminole	229	<div></div> 2%	Sumter	45	<div></div> 0%	Dixie	5	<div></div> 0%
Lake	223	<div></div> 2%	Putnam	39	<div></div> 0%	Monroe	5	<div></div> 0%
Pasco	221	<div></div> 2%	Nassau	36	<div></div> 0%	Taylor	3	<div></div> 0%
Manatee	192	<div></div> 2%	Hendry	29	<div></div> 0%	Hardee	2	<div></div> 0%
Collier	191	<div></div> 2%	Walton	29	<div></div> 0%	Hamilton	1	<div></div> 0%
Citrus	177	<div></div> 2%	Okeechobee	24	<div></div> 0%	Liberty	1	<div></div> 0%
Martin	165	<div></div> 1%	Madison	20	<div></div> 0%	Total	11,014	

**Note:** cases are summarized by the county of usual residence. Residents and staff may be cases associated with facilities that are not in their county of usual residence, resulting in cases being included below for counties that do not have facilities with known cases.

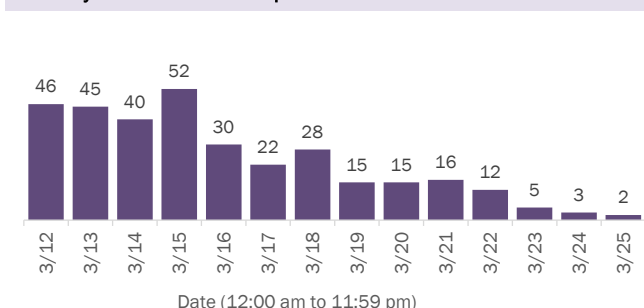
# COVID-19: cases in Florida residents who have died

Data through Mar 25, 2021 verified as of Mar 26, 2021 at 09:25 AM

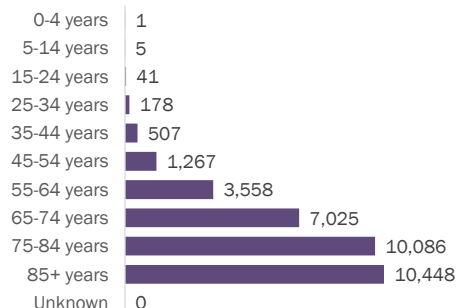
Data in this report are provisional and subject to change.

Demographics for all identified COVID-19 deaths: 33,116

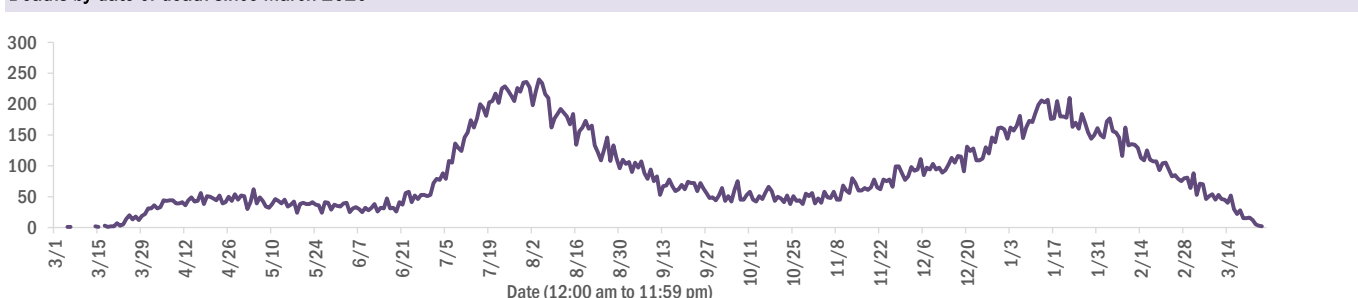
Deaths by date of death for the past 2 weeks



Deaths by age group



Deaths by date of death since March 2020



Age group	Deaths	Cases	Case fatality rate	Mortality rate per 100,000 population
0-4 years	1	40,385	0.0%	0.1
5-14 years	5	126,082	0.0%	0.2
15-24 years	41	307,738	0.0%	1.6
25-34 years	178	347,005	0.1%	6.3
35-44 years	507	309,302	0.2%	19.4
45-54 years	1,267	303,908	0.4%	45.5
55-64 years	3,558	263,195	1.4%	123.0
65-74 years	7,025	163,702	4.3%	289.5
75-84 years	10,086	90,446	11.2%	718.3
85+ years	10,448	42,510	24.6%	1809.1
Unknown	0	1,275	0.0%	
<b>Total</b>	<b>33,116</b>	<b>1,995,548</b>	<b>1.7%</b>	<b>153.3</b>

Race	Deaths	Cases	Case fatality rate	Mortality rate per 100,000 population
White	24,317	1,127,970	2.2%	145.6
Black	5,274	263,290	2.0%	144.2
Other	2,579	302,603	0.9%	207.3
Unknown	946	301,685	0.3%	
<b>Total</b>	<b>33,116</b>	<b>1,995,548</b>	<b>1.7%</b>	<b>153.3</b>

Gender	Deaths	Cases	Case fatality rate	Mortality rate per 100,000 population
Female	14,534	1,043,263	1.4%	131.6
Male	18,582	937,213	2.0%	176.0
Unknown	0	15,072	0.0%	
<b>Total</b>	<b>33,116</b>	<b>1,995,548</b>	<b>1.7%</b>	<b>153.3</b>

Ethnicity	Deaths	Cases	Case fatality rate	Mortality rate per 100,000 population
Non-Hispanic	23,245	965,677	2.4%	146.0
Hispanic	7,704	639,500	1.2%	135.7
Unknown	2,167	390,371	0.6%	
<b>Total</b>	<b>33,116</b>	<b>1,995,548</b>	<b>1.7%</b>	<b>153.3</b>

# COVID-19: characteristics of 1,995,548 cases

Data through Mar 25, 2021 verified as of Mar 26, 2021 at 09:25 AM

Data in this report are provisional and subject to change.

Tables below include cases in Florida residents and non-Florida residents.

All 67 Florida counties have cases:

County	FL resident cases		Non-FL resident cases	Total cases	FL resident deaths	FL death rate
Dade	434,525	<div><div></div></div> 22%	5,445	439,970	5,792	1.3%
Broward	208,777	<div><div></div></div> 10%	2,454	211,231	2,614	1.3%
Palm Beach	127,624	<div><div></div></div> 6%	2,280	129,904	2,635	2.1%
Orange	120,237	<div><div></div></div> 6%	1,743	121,980	1,173	1.0%
Hillsborough	118,793	<div><div></div></div> 6%	997	119,790	1,601	1.3%
Duval	90,522	<div><div></div></div> 5%	1,500	92,022	1,287	1.4%
Pinellas	69,527	<div><div></div></div> 3%	1,738	71,265	1,561	2.2%
Lee	59,692	<div><div></div></div> 3%	2,084	61,776	910	1.5%
Polk	60,021	<div><div></div></div> 3%	428	60,449	1,236	2.1%
Osceola	38,521	<div><div></div></div> 2%	653	39,174	481	1.2%
Volusia	36,825	<div><div></div></div> 2%	628	37,453	711	1.9%
Brevard	36,107	<div><div></div></div> 2%	639	36,746	802	2.2%
Pasco	35,549	<div><div></div></div> 2%	314	35,863	687	1.9%
Escambia	31,099	<div><div></div></div> 2%	3,590	34,689	663	2.1%
Manatee	33,585	<div><div></div></div> 2%	786	34,371	632	1.9%
Collier	30,898	<div><div></div></div> 2%	1,180	32,078	492	1.6%
Leon	29,294	<div><div></div></div> 1%	874	30,168	301	1.0%
Seminole	29,294	<div><div></div></div> 1%	224	29,518	461	1.6%
Sarasota	27,529	<div><div></div></div> 1%	1,384	28,913	785	2.9%
Marion	28,688	<div><div></div></div> 1%	143	28,831	914	3.2%
Lake	25,922	<div><div></div></div> 1%	432	26,354	600	2.3%
St. Lucie	23,560	<div><div></div></div> 1%	171	23,731	577	2.4%
Alachua	22,928	<div><div></div></div> 1%	264	23,192	255	1.1%
St. Johns	20,668	<div><div></div></div> 1%	292	20,960	202	1.0%
Okaloosa	19,473	<div><div></div></div> 1%	209	19,682	348	1.8%
Bay	18,710	<div><div></div></div> 1%	746	19,456	375	2.0%
Santa Rosa	17,463	<div><div></div></div> 1%	221	17,684	277	1.6%
Clay	17,222	<div><div></div></div> 1%	47	17,269	325	1.9%
Hernando	12,135	<div><div></div></div> 1%	93	12,228	439	3.6%
Indian River	11,530	<div><div></div></div> 1%	99	11,629	278	2.4%
Charlotte	11,169	<div><div></div></div> 1%	186	11,355	389	3.5%
Martin	11,030	<div><div></div></div> 1%	206	11,236	300	2.7%
Citrus	10,143	<div><div></div></div> 1%	87	10,230	424	4.2%
Sumter	8,593	<div><div></div></div> 0%	100	8,693	243	2.8%
Nassau	7,516	<div><div></div></div> 0%	430	7,946	121	1.6%

County	FL resident cases		Non-FL resident cases	Total cases	FL resident deaths	FL death rate
Columbia	7,767	<div><div></div></div> 0%	37	7,804	162	2.1%
Highlands	7,503	<div><div></div></div> 0%	83	7,586	316	4.2%
Walton	6,514	<div><div></div></div> 0%	776	7,290	83	1.3%
Flagler	6,470	<div><div></div></div> 0%	83	6,553	96	1.5%
Monroe	5,981	<div><div></div></div> 0%	347	6,328	48	0.8%
Jackson	5,982	<div><div></div></div> 0%	64	6,046	154	2.6%
Putnam	5,981	<div><div></div></div> 0%	20	6,001	133	2.2%
Gadsden	5,509	<div><div></div></div> 0%	16	5,525	89	1.6%
Suwannee	5,179	<div><div></div></div> 0%	28	5,207	135	2.6%
Hendry	4,438	<div><div></div></div> 0%	17	4,455	77	1.7%
Desoto	4,012	<div><div></div></div> 0%	19	4,031	82	2.0%
Okeechobee	3,650	<div><div></div></div> 0%	50	3,700	84	2.3%
Unknown	369	<div><div></div></div> 0%	3,164	3,533	0	0.0%
Baker	3,333	<div><div></div></div> 0%	15	3,348	59	1.8%
Wakulla	3,228	<div><div></div></div> 0%	12	3,240	54	1.7%
Levy	3,048	<div><div></div></div> 0%	10	3,058	43	1.4%
Bradford	2,899	<div><div></div></div> 0%	13	2,912	54	1.9%
Hardee	2,875	<div><div></div></div> 0%	14	2,889	37	1.3%
Taylor	2,688	<div><div></div></div> 0%	6	2,694	45	1.7%
Washington	2,640	<div><div></div></div> 0%	20	2,660	49	1.9%
Holmes	2,178	<div><div></div></div> 0%	31	2,209	46	2.1%
Madison	2,004	<div><div></div></div> 0%	26	2,030	43	2.1%
Gulf	1,885	<div><div></div></div> 0%	23	1,908	41	2.2%
Union	1,768	<div><div></div></div> 0%	1	1,769	70	4.0%
Calhoun	1,650	<div><div></div></div> 0%	3	1,653	42	2.5%
Lafayette	1,604	<div><div></div></div> 0%	0	1,604	25	1.6%
Hamilton	1,567	<div><div></div></div> 0%	19	1,586	23	1.5%
Dixie	1,546	<div><div></div></div> 0%	3	1,549	23	1.5%
Gilchrist	1,477	<div><div></div></div> 0%	4	1,481	37	2.5%
Jefferson	1,403	<div><div></div></div> 0%	22	1,425	24	1.7%
Franklin	1,261	<div><div></div></div> 0%	33	1,294	16	1.3%
Liberty	1,050	<div><div></div></div> 0%	1	1,051	16	1.5%
Glades	920	<div><div></div></div> 0%	4	924	19	2.1%
Total	1,995,548		37,631	2,033,179	33,116	1.7%

# COVID-19: characteristics of 1,995,548 Florida resident cases

Data through Mar 25, 2021 verified as of Mar 26, 2021 at 09:25 AM

Data in this report are provisional and subject to change.

The table below includes the cities and counties of residence for cases in Florida residents based on the patient's ZIP Code. Note that city is not always received as part of the initial notification and may be missing while the case is being investigated.

City and county	Cases
Miami, Dade	251,589
Orlando, Orange	88,747
Jacksonville, Duval	85,060
Tampa, Hillsborough	69,208
Hialeah, Dade	61,373
Fort Lauderdale, Broward	44,611
Hollywood, Broward	39,879
West Palm Beach, Palm Beach	31,139
Kissimmee, Osceola	29,704
Tallahassee, Leon	28,282
Homestead, Dade	26,606
Naples, Collier	26,104
Pensacola, Escambia	25,864
Saint Petersburg, Pinellas	25,515
Fort Myers, Lee	23,276
Bradenton, Manatee	21,901
Boca Raton, Palm Beach	21,699
Ocala, Marion	21,120
Lakeland, Polk	20,957
Pompano Beach, Broward	20,005
Gainesville, Alachua	18,247
Sarasota, Sarasota	17,033
Port Saint Lucie, St. Lucie	15,628
Lake Worth, Palm Beach	15,484
Cape Coral, Lee	15,153
Miami Beach, Dade	13,907
Clearwater, Pinellas	13,641
Miramar, Broward	13,609
Boynton Beach, Palm Beach	12,421
Coral Springs, Broward	12,088
Doral, Dade	12,061
Panama City, Bay	11,909
Miami Gardens, Dade	11,575
Saint Augustine, St. Johns	11,077
Melbourne, Brevard	10,390
Winter Haven, Polk	10,076
Delray Beach, Palm Beach	9,605
Lehigh Acres, Lee	9,545
Davie, Broward	9,233
Riverview, Hillsborough	9,102
Vero Beach, Indian River	8,869
Milton, Santa Rosa	8,436
Palm Bay, Brevard	8,367
New Port Richey, Pasco	8,234
Sunrise, Broward	8,215
Fort Pierce, St. Lucie	7,773
Coral Gables, Dade	7,654
Saint Cloud, Osceola	7,646
Largo, Pinellas	7,576
Apopka, Orange	7,450
Daytona Beach, Volusia	7,440
Plantation, Broward	7,249
Spring Hill, Hernando	7,214
Lake City, Columbia	7,064
North Miami Beach, Dade	7,040
Orange Park, Clay	7,013
Clermont, Lake	6,925
Davenport, Polk	6,888

# COVID-19: characteristics of 1,995,548 Florida resident cases

Data through Mar 25, 2021 verified as of Mar 26, 2021 at 09:25 AM

Data in this report are provisional and subject to change.

The table below includes the cities and counties of residence for cases in Florida residents based on the patient's ZIP Code. Note that city is not always received as part of the initial notification and may be missing while the case is being investigated.

City and county	Cases
Brandon, Hillsborough	6,807
Jupiter, Palm Beach	6,569
Weston, Broward	6,526
Sanford, Seminole	6,521
Plant City, Hillsborough	6,438
Deltona, Volusia	6,412
Deerfield Beach, Broward	6,081
Winter Garden, Orange	5,938
Tamarac, Broward	5,597
Port Charlotte, Charlotte	5,484
Palm Coast, Flagler	5,444
Fort Walton Beach, Okaloosa	5,400
Wesley Chapel, Pasco	5,207
Stuart, Martin	5,206
Crestview, Okaloosa	5,201
Coconut Creek, Broward	5,136
Margate, Broward	5,086
Palm Beach Gardens, Palm Beach	5,082
Land O Lakes, Pasco	4,966
Winter Park, Orange	4,940
Deland, Volusia	4,925
Palm Harbor, Pinellas	4,868
Palmetto, Manatee	4,823
Oviedo, Seminole	4,813
Wellington, Palm Beach	4,795
Miami Lakes, Dade	4,478
Altamonte Springs, Seminole	4,430
Opa Locka, Dade	4,414
Lutz, Hillsborough	4,381
Port Orange, Volusia	4,322
Brooksville, Hernando	4,244
Middleburg, Clay	4,228
Haines City, Polk	4,201
Valrico, Hillsborough	4,182
Venice, Sarasota	4,153
North Port, Sarasota	4,110
The Villages, Sumter	4,102
Hallandale, Broward	4,071
Pembroke Pines, Broward	4,038
Ocoee, Orange	4,030
Punta Gorda, Charlotte	4,029
Live Oak, Suwannee	4,021
Leesburg, Lake	4,012
Sebring, Highlands	4,009
Arcadia, Desoto	3,905
Saint Johns, St. Johns	3,900
Seminole, Pinellas	3,818
Ormond Beach, Volusia	3,791
Zephyrhills, Pasco	3,791
Bonita Springs, Lee	3,784
Navarre, Santa Rosa	3,651
Okeechobee, Okeechobee	3,638
Pinellas Park, Pinellas	3,543
Windermere, Orange	3,515
Longwood, Seminole	3,461
North Lauderdale, Broward	3,461
North Miami, Dade	3,431
Immokalee, Collier	3,409
Ruskin, Hillsborough	3,379



# COVID-19: characteristics of 1,995,548 Florida resident cases

Data through Mar 25, 2021 verified as of Mar 26, 2021 at 09:25 AM

Data in this report are provisional and subject to change.

The table below includes the cities and counties of residence for cases in Florida residents based on the patient's ZIP Code. Note that city is not always received as part of the initial notification and may be missing while the case is being investigated.

City and county	Cases
Cocoa, Brevard	3,343
Gulf Breeze, Santa Rosa	3,278
Niceville, Okaloosa	3,238
Cantonment, Escambia	3,122
Lake Worth Beach, Palm Beach	3,040
Panama City Beach, Bay	3,024
Key West, Monroe	3,008
Casselberry, Seminole	3,003
Jacksonville Beach, Duval	3,001
Quincy, Gadsden	2,939
Titusville, Brevard	2,915
Port Richey, Pasco	2,905
Crawfordville, Wakulla	2,898
Hudson, Pasco	2,887
Dade City, Pasco	2,865
Bartow, Polk	2,804
North Fort Myers, Lee	2,800
Winter Springs, Seminole	2,787
Oakland Park, Broward	2,784
Palatka, Putnam	2,772
Cutler Ridge, Dade	2,755
Fernandina Beach, Nassau	2,726
Lake Mary, Seminole	2,711
Aventura, Dade	2,701
Green Cove Springs, Clay	2,694
Kissimmee, Polk	2,657
Auburndale, Polk	2,646
Merritt Island, Brevard	2,613
New Smyrna Beach, Volusia	2,594
Ponte Vedra Beach, St. Johns	2,583
Lake Wales, Polk	2,580
Perry, Taylor	2,522
Tarpon Springs, Pinellas	2,521
Lynn Haven, Bay	2,473
Inverness, Citrus	2,412
Belle Glade, Palm Beach	2,393
Marianna, Jackson	2,392
Parkland, Broward	2,381
Eustis, Lake	2,326
Clewiston, Hendry	2,312
Wimauma, Hillsborough	2,300
Fleming Island, Clay	2,294
Cooper City, Broward	2,284
Royal Palm Beach, Palm Beach	2,269
Santa Rosa Beach, Walton	2,266
Dunedin, Pinellas	2,258
Loxahatchee, Palm Beach	2,257
Estero, Lee	2,237
Holiday, Pasco	2,187
Sarasota, Manatee	2,092
Rockledge, Brevard	2,075
Parrish, Manatee	2,073
Defuniak Springs, Walton	2,070
Key Biscayne, Dade	2,069
Chipley, Washington	2,050
Odessa, Hillsborough	1,994
Destin, Okaloosa	1,988
Labelle, Hendry	1,985
Palm City, Martin	1,974

# COVID-19: characteristics of 1,995,548 Florida resident cases

Data through Mar 25, 2021 verified as of Mar 26, 2021 at 09:25 AM

Data in this report are provisional and subject to change.

The table below includes the cities and counties of residence for cases in Florida residents based on the patient's ZIP Code. Note that city is not always received as part of the initial notification and may be missing while the case is being investigated.

City and county	Cases
Mount Dora, Lake	1,970
Riviera Beach, Palm Beach	1,961
Starke, Bradford	1,960
Avon Park, Highlands	1,935
Mulberry, Polk	1,904
Seffner, Hillsborough	1,894
Tavares, Lake	1,877
Summerfield, Marion	1,802
Yulee, Nassau	1,788
Groveland, Lake	1,780
Lithia, Hillsborough	1,755
Pinecrest, Dade	1,752
Maitland, Orange	1,714
Orange City, Volusia	1,699
Wauchula, Hardee	1,682
Macclenny, Baker	1,633
Sebastian, Indian River	1,631
Callahan, Nassau	1,598
Palmetto Bay, Dade	1,596
Lady Lake, Lake	1,595
Missing, Dade	1,582
Mayo, Lafayette	1,575
Ponte Vedra, St. Johns	1,561
Bonifay, Holmes	1,558
Carol City, Dade	1,557
Coconut Grove, Dade	1,554
Homosassa, Citrus	1,554
Crystal River, Citrus	1,536
Dania, Broward	1,517
Crossings, Dade	1,483
Lake Placid, Highlands	1,430
Gibsononton, Hillsborough	1,420
Pace, Santa Rosa	1,419
Oldsmar, Pinellas	1,399
Hobe Sound, Martin	1,391
Florida City, Dade	1,386
Sun City Center, Hillsborough	1,375
Dover, Hillsborough	1,372
Lake Butler, Union	1,370
Apollo Beach, Hillsborough	1,365
Edgewater, Volusia	1,361
Atlantic Beach, Duval	1,346
Madison, Madison	1,329
Dunnellon, Marion	1,315
Debary, Volusia	1,312
Palm Springs, Palm Beach	1,311
Biscayne Park, Dade	1,292
Monticello, Jefferson	1,283
Alachua, Alachua	1,265
Bellevue, Marion	1,256
Indiantown, Martin	1,242
Graceville, Jackson	1,229
North Palm Beach, Palm Beach	1,220
Lantana, Palm Beach	1,201
Century, Escambia	1,172
South Miami, Dade	1,159
Newberry, Alachua	1,134
Safety Harbor, Pinellas	1,132
Lecanto, Citrus	1,124

# COVID-19: characteristics of 1,995,548 Florida resident cases

Data through Mar 25, 2021 verified as of Mar 26, 2021 at 09:25 AM

Data in this report are provisional and subject to change.

The table below includes the cities and counties of residence for cases in Florida residents based on the patient's ZIP Code. Note that city is not always received as part of the initial notification and may be missing while the case is being investigated.

City and county	Cases
Ellenton, Manatee	1,106
Williston, Levy	1,102
Jensen Beach, Martin	1,096
Havana, Gadsden	1,084
El Portal, Dade	1,082
Beverly Hills, Citrus	1,073
Satellite Beach, Brevard	1,060
Lauderhill, Broward	1,059
Hilliard, Nassau	1,058
Freeport, Walton	1,049
Blountstown, Calhoun	1,041
Jasper, Hamilton	1,025
Trenton, Gilchrist	1,006
Wilton Manors, Broward	1,002
Wildwood, Sumter	999
Englewood, Charlotte	972
Nokomis, Sarasota	967
Wewahitchka, Gulf	967
Key Largo, Monroe	949
Sanderson, Baker	946
Hernando, Citrus	945
Keystone Heights, Clay	940
Frostproof, Polk	933
Bushnell, Sumter	927
Mary Esther, Okaloosa	925
Fellsmere, Indian River	922
Everglades National Park, Dade	904
Dunnellon, Citrus	900
Polk City, Polk	900
Lauderdale Lakes, Broward	898
Medley, Dade	891
Port Saint Joe, Gulf	887
Fisher Island, Dade	886
Shalimar, Okaloosa	882
Moore Haven, Glades	861
Coleman, Sumter	839
Cross City, Dixie	819
Marco Island, Collier	815
Bristol, Liberty	814
Pahokee, Palm Beach	809
South Bay, Palm Beach	806
Cocoa Beach, Brevard	805
Chiefland, Levy	790
Fort Meade, Polk	777
Trinity, Pasco	767
Minneola, Lake	766
High Springs, Alachua	765
Sorrento, Lake	762
Indialantic, Brevard	754
Spring Hill, Pasco	750
Glen Saint Mary, Baker	749
Englewood, Sarasota	738
Fruitland Park, Lake	734
Thonotosassa, Hillsborough	732
Chattahoochee, Gadsden	727
Southwest Ranches, Broward	713
Marathon, Monroe	709
Crescent City, Putnam	707
Olympia Heights, Dade	704

# COVID-19: characteristics of 1,995,548 Florida resident cases

Data through Mar 25, 2021 verified as of Mar 26, 2021 at 09:25 AM

Data in this report are provisional and subject to change.

The table below includes the cities and counties of residence for cases in Florida residents based on the patient's ZIP Code. Note that city is not always received as part of the initial notification and may be missing while the case is being investigated.

City and county	Cases
Miramar Beach, Walton	704
Uleta, Dade	701
Interlachen, Putnam	695
Fort Myers Beach, Lee	682
Umatilla, Lake	682
Coral, Dade	679
Bowling Green, Hardee	669
Old Town, Dixie	668
Lawtey, Bradford	666
Jacksonville, St. Johns	655
Lake Alfred, Polk	655
West Melbourne, Brevard	653
Fort White, Columbia	641
Neptune Beach, Duval	629
Silver Springs, Marion	617
Weeki Wachee, Hernando	609
Baker, Okaloosa	591
South Daytona, Volusia	584
Belle Isle, Orange	580
Surfside, Dade	580
Palm Beach, Palm Beach	573
Clearwater Beach, Pinellas	569
Bronson, Levy	567
Gulfport, Pinellas	560
Bunnell, Flagler	558
Sneads, Jackson	554
Jay, Santa Rosa	545
Carrabelle, Franklin	524
Mascotte, Lake	516
Hawthorne, Alachua	505
Rotunda West, Charlotte	505
Oxford, Sumter	497
Sweetwater, Dade	492
Oakland, Orange	488
Molino, Escambia	484
Cottondale, Jackson	483
Citra, Marion	480
Myakka City, Manatee	476
Youngstown, Bay	472
Florida State University, Leon	469
Midway, Gadsden	469
Zolfo Springs, Hardee	468
Mims, Brevard	467
Ocklawaha, Marion	465
Cape Canaveral, Brevard	465
Tavernier, Monroe	463
Indian Harbour Beach, Brevard	459
Melbourne Beach, Brevard	459
East Palatka, Putnam	457
Alva, Lee	444
Bal Harbour, Dade	443
Flagler Beach, Flagler	439
Altha, Calhoun	437
Dundee, Polk	436
Celebration, Osceola	433
Bell, Gilchrist	431
Branford, Suwannee	429
Apalachicola, Franklin	416
Webster, Sumter	404

# COVID-19: characteristics of 1,995,548 Florida resident cases

Data through Mar 25, 2021 verified as of Mar 26, 2021 at 09:25 AM

Data in this report are provisional and subject to change.

The table below includes the cities and counties of residence for cases in Florida residents based on the patient's ZIP Code. Note that city is not always received as part of the initial notification and may be missing while the case is being investigated.

City and county	Cases
Centerville, Leon	394
Haverhill, Palm Beach	393
Archer, Alachua	386
De Leon Springs, Volusia	384
Eagle Lake, Polk	379
Osprey, Sarasota	372
Hastings, St. Johns	366
Raiford, Union	365
Grand Ridge, Jackson	362
West Miami, Dade	360
Tequesta, Palm Beach	358
Floral City, Citrus	358
Missing, Volusia	357
Holly Hill, Volusia	351
Lake Park, Palm Beach	345
Ave Maria, Collier	343
Chuluota, Seminole	342
Pierson, Volusia	339
Grand Island, Lake	337
Greenville, Madison	332
Vernon, Washington	324
Montverde, Lake	321
Malone, Jackson	316
Jennings, Hamilton	313
Satsuma, Putnam	312
Missing, Orange	310
Indian Rocks Beach, Pinellas	310
Gotha, Orange	309
Sebastian, Brevard	308
Eastpoint, Franklin	302
Kenneth City, Pinellas	301
Laurel Hill, Okaloosa	301
Bryceville, Nassau	300
Reddick, Marion	298
Alafaya, Orange	297
Fort McCoy, Marion	296
Melrose, Putnam	296
Elkton, St. Johns	295
Malabar, Brevard	294
Westville, Holmes	294
Valparaiso, Okaloosa	289
Lake Panasoffkee, Sumter	288
Lehigh, Lee	285
Winter Park, Seminole	281
Greenwood, Jackson	275
O Brien, Suwannee	275
Anthony, Marion	274
San Antonio, Pasco	272
Belleair, Pinellas	270
Ponce De Leon, Holmes	270
Geneva, Seminole	266
Greenacres, Palm Beach	262
Morrison, Levy	260
Hallandale Beach, Broward	254
South Pasadena, Pinellas	245
Inlet Beach, Walton	244
Sanibel, Lee	242
Fountain, Bay	240
Eglin Air Force Base, Okaloosa	239

# COVID-19: characteristics of 1,995,548 Florida resident cases

Data through Mar 25, 2021 verified as of Mar 26, 2021 at 09:25 AM

Data in this report are provisional and subject to change.

The table below includes the cities and counties of residence for cases in Florida residents based on the patient's ZIP Code. Note that city is not always received as part of the initial notification and may be missing while the case is being investigated.

City and county	Cases
Lee, Madison	236
Fern Park, Seminole	236
Edgewood, Orange	234
Kindred, Osceola	233
Southport, Bay	230
University Of Central Fl, Orange	228
White Springs, Hamilton	227
Weirsdale, Marion	225
Longboat Key, Manatee	224
Hosford, Liberty	221
Gretna, Gadsden	221
Saint James City, Lee	220
Wellborn, Suwannee	214
Islamorada, Monroe	214
Mcdavid, Escambia	209
Holt, Okaloosa	209
Lakewood Ranch, Manatee	207
Astatula, Lake	206
Holmes Beach, Manatee	200
Bay Harbor Islands, Dade	198
Poinciana, Polk	197
Howey-In-The-Hills, Lake	196
Juno Beach, Palm Beach	195
Micanopy, Alachua	191
Madeira Beach, Pinellas	191
Babson Park, Polk	189
Mcalpin, Suwannee	189
Altoona, Lake	189
Sopchoppy, Wakulla	186
Atlantis, Palm Beach	185
Azalea Park, Orange	185
Alford, Jackson	184
Zellwood, Orange	184
The Villages, Marion	181
Lake Helen, Volusia	177
Lauderdale By The Sea, Broward	177
The Villages, Lake	177
Odessa, Pasco	172
Center Hill, Sumter	171
Viera, Brevard	169
Mangonia Park, Palm Beach	166
Cutler Bay, Dade	164
University Of Miami, Dade	163
Summerland Key, Monroe	162
Osteen, Volusia	162
Caryville, Washington	161
Golden Beach, Dade	159
Pomona Park, Putnam	158
Bokeelia, Lee	155
Hypoluxo, Palm Beach	152
Lockhart, Orange	152
University Of Fl, Alachua	150
Oak Hill, Volusia	150
Rocky Point, Hillsborough	149
Grant-Valkaria, Brevard	149
Lutz, Pasco	147
Ponce Inlet, Volusia	147
Bay Lake, Orange	147
Citrus Springs, Citrus	145

# COVID-19: characteristics of 1,995,548 Florida resident cases

Data through Mar 25, 2021 verified as of Mar 26, 2021 at 09:25 AM

Data in this report are provisional and subject to change.

The table below includes the cities and counties of residence for cases in Florida residents based on the patient's ZIP Code. Note that city is not always received as part of the initial notification and may be missing while the case is being investigated.

City and county	Cases
Sumterville, Sumter	145
Hiawassee, Orange	141
Hollister, Putnam	137
Clair-Mel City, Hillsborough	137
Big Pine Key, Monroe	136
Lady Lake, Sumter	135
Carrollwood, Hillsborough	135
Paisley, Lake	130
Missing, Lee	130
Inglis, Levy	128
Baldwin, Duval	128
Cloud Lake, Palm Beach	128
San Mateo, Putnam	127
Hampton, Bradford	126
Christmas, Orange	126
Apopka, Seminole	125
Steinhatchee, Taylor	124
Kendall, Dade	122
Lake Hamilton, Polk	121
Matlacha, Lee	120
Clarksville, Calhoun	119
West Park, Broward	118
University Of Central Florida, Orange	115
Placida, Charlotte	114
Belleair Beach, Pinellas	112
Tierra Verde, Pinellas	112
Buena Ventura Lakes, Osceola	111
Callaway, Bay	109
Lighthouse Point, Broward	107
Panacea, Wakulla	106
Saint Leo, Pasco	105
Barry University, Dade	104
Temple Terrace, Hillsborough	104
Seville, Volusia	103
Hurlburt Field, Okaloosa	102
Lamont, Jefferson	102
Dinsmore, Duval	102
Astor, Lake	102
Harmony, Osceola	102
Missing, St. Johns	101
Brooker, Bradford	101
Dania Beach, Broward	100
Cedar Key, Levy	99
South Fort Myers, Lee	98
Canal Point, Palm Beach	97
Bradenton Beach, Manatee	97
Missing, Pinellas	96
Fruit Cove, St. Johns	95
Tyndall Air Force Base, Bay	95
Barefoot Bay, Brevard	95
Waldo, Alachua	95
Bascom, Jackson	95
City Of Sunrise, Broward	94
Florahome, Putnam	94
Florida Gulf Coast Univ, Lee	93
University Of South Florida, Hillsborough	89
Sunny Isles Beach, Dade	88
Maitland, Seminole	88
Pinetta, Madison	88

# COVID-19: characteristics of 1,995,548 Florida resident cases

Data through Mar 25, 2021 verified as of Mar 26, 2021 at 09:25 AM

Data in this report are provisional and subject to change.

The table below includes the cities and counties of residence for cases in Florida residents based on the patient's ZIP Code. Note that city is not always received as part of the initial notification and may be missing while the case is being investigated.

City and county	Cases
Crystal Beach, Pinellas	86
Kathleen, Polk	85
Missing, Marion	83
Lorida, Highlands	82
F M, Lee	80
Fort Denaud, Hendry	80
Missing, Sumter	79
Yalaha, Lake	78
Ocean Ridge, Palm Beach	78
Missing, St. Lucie	77
Welaka, Putnam	75
Princeton, Dade	75
Eatonville, Orange	75
Palma Ceia, Hillsborough	74
Patrick Air Force Base, Brevard	74
Saint Pete Beach, Pinellas	74
Avon Park, Polk	73
Campbellton, Jackson	71
Missing, Lake	71
Boca Grande, Lee	70
Air Mail Facility, Dade	69
North Venice, Sarasota	69
Ochopee, Collier	68
Greensboro, Gadsden	66
Anna Maria, Manatee	65
Cudjoe Key, Monroe	65
Stock Island, Monroe	64
Missing, Duval	62
Reunion, Osceola	62
Mexico Beach, Bay	59
Bonita Beach, Lee	59
Destin, Walton	59
Georgetown, Putnam	59
Missing, Pasco	59
Treasure Island, Pinellas	58
Micco, Brevard	58
North Redington Beach, Pinellas	58
Felda, Hendry	58
Bellview, Escambia	57
Orlando, Seminole	57
Missing, Palm Beach	56
Miami Springs, Dade	55
Missing, Santa Rosa	54
Miami, Unknown	54
Walnut Hill, Escambia	53
Ona, Hardee	53
Lake Suzy, Desoto	53
Northdale, Hillsborough	53
Orlando, Dade	52
Okahumpka, Lake	52
Duette, Manatee	52
Singer Island, Palm Beach	52
Enterprise, Volusia	51
Heathrow, Seminole	51
Miromar Lakes, Lee	51
University Of Tampa, Hillsborough	50
Town N Country, Hillsborough	50
Palm Beach Shores, Palm Beach	49
Aloma, Orange	49



# COVID-19: characteristics of 1,995,548 Florida resident cases

Data through Mar 25, 2021 verified as of Mar 26, 2021 at 09:25 AM

Data in this report are provisional and subject to change.

The table below includes the cities and counties of residence for cases in Florida residents based on the patient's ZIP Code. Note that city is not always received as part of the initial notification and may be missing while the case is being investigated.

City and county	Cases
Salt Springs, Marion	49
Terra Ceia, Manatee	48
Cinco Bayou, Okaloosa	47
Intercession City, Osceola	47
Sewalls Point, Martin	45
Florence Villa, Polk	45
Highland City, Polk	45
Waverly, Polk	44
Green Acres, Palm Beach	44
Florida International Univ, Dade	43
Kenansville, Osceola	43
Eaton Park, Polk	43
Orlando, Osceola	43
Gulf Breeze, Escambia	43
Lacoochee, Pasco	42
Village Of Wellington, Palm Beach	42
Manalapan, Palm Beach	42
Ebro, Washington	42
Naranja, Dade	41
Key Colony Beach, Monroe	41
Bayonet Point, Pasco	41
Saint Johns, Duval	40
Cortez, Manatee	40
Missing, Broward	39
Village Wellington, Palm Beach	39
Orlando, Broward	38
Orlando, Volusia	37
Ponte Vedra, Duval	37
Florida A And M University, Leon	37
Missing, Hillsborough	36
Hialeah Gardens, Dade	36
Miami Shores, Dade	35
North Bay Village, Dade	35
Highland Beach, Palm Beach	35
Stetson University, Volusia	35
Orlando, Polk	35
Miami, Broward	34
Pasadena, Pinellas	34
Lakeshore, Polk	34
Flemington, Marion	34
Tice, Lee	34
Bay Pines, Pinellas	34
Homeland, Polk	33
Palm Shores, Brevard	33
Siesta Key, Sarasota	33
Wekiva Springs, Seminole	33
Lulu, Columbia	33
Bonaventure, Broward	33
Dowling Park, Suwannee	33
Missing, Seminole	33
Venus, Highlands	32
Bagdad, Santa Rosa	32
Hallandale Beach, Broward	32
Davenport, Osceola	32
Westlake, Palm Beach	31
Univ Of FI Student Dorms, Alachua	31
Eloise, Polk	31
Nocatee, Desoto	30
Mcintosh, Marion	30

# COVID-19: characteristics of 1,995,548 Florida resident cases

Data through Mar 25, 2021 verified as of Mar 26, 2021 at 09:25 AM

Data in this report are provisional and subject to change.

The table below includes the cities and counties of residence for cases in Florida residents based on the patient's ZIP Code. Note that city is not always received as part of the initial notification and may be missing while the case is being investigated.

City and county	Cases
Penney Farms, Clay	30
Lealman, Pinellas	30
Bayshore Gardens, Manatee	30
Kinard, Calhoun	30
Jupiter, Martin	29
Bonita Springs, Collier	29
Alturas, Polk	29
South Palm Beach, Palm Beach	29
Poinciana, Osceola	29
Orlando, Hillsborough	28
Sugarloaf Key, Monroe	28
Chokoloskee, Collier	28
Pensacola Beach, Santa Rosa	28
Horseshoe Beach, Dixie	28
Little Torch Key, Monroe	28
Ridge Manor, Pasco	27
City Of Westlake, Palm Beach	27
Caryville, Holmes	27
Florida State, Leon	27
Homosassa Springs, Citrus	27
Saint Marks, Wakulla	27
Indian Lake Estates, Polk	26
Fort Lauderdale, Dade	26
Palmdale, Glades	26
Long Key, Monroe	26
Bradley, Polk	26
Pine Hills, Orange	26
Pembroke Park, Broward	25
Tangerine, Orange	25
South Miami Heights, Dade	25
Missing, Monroe	25
New Smyrna, Volusia	25
Earleton, Alachua	25
Santa Fe, Alachua	24
Westchase, Hillsborough	24
Missing, Escambia	24
Missing, Manatee	24
Labelle, Glades	24
Hawthorne, Putnam	24
Archer, Levy	23
Paxton, Walton	23
Yankeetown, Levy	23
Sydney, Hillsborough	23
Goulds, Dade	23
Orange Lake, Marion	23
Missing, Citrus	22
Pine Castle, Orange	22
Balm, Hillsborough	22
Tioga, Alachua	22
Sparr, Marion	22
Citrus Ridge, Indian River	22
Wausau, Washington	22
Loughman, Polk	22
Missing, Brevard	22
Florida Dept Of Corrections, Union	22
Bostwick, Putnam	22
Missing, Indian River	22
Kissimmee, Orange	22
La Crosse, Alachua	22

# COVID-19: characteristics of 1,995,548 Florida resident cases

Data through Mar 25, 2021 verified as of Mar 26, 2021 at 09:25 AM

Data in this report are provisional and subject to change.

The table below includes the cities and counties of residence for cases in Florida residents based on the patient's ZIP Code. Note that city is not always received as part of the initial notification and may be missing while the case is being investigated.

City and county	Cases
Bonifay, Washington	21
Plymouth, Orange	21
Crystal Springs, Pasco	21
Everglades City, Collier	21
Florida International University, Dade	21
Perdido Key, Escambia	21
Wabasso, Indian River	21
Branford, Lafayette	20
Mexico Beach, Gulf	20
Indian River Shores, Indian River	20
Sun City, Hillsborough	20
Redington Shores, Pinellas	20
Fort Ogden, Desoto	20
Mango, Hillsborough	20
Laud-By-The-Sea, Broward	20
Missing, Okaloosa	20
Ramrod Key, Monroe	19
Lowell, Marion	19
Candler, Marion	19
Parker, Bay	19
Champions Gate, Polk	19
Orlando, Palm Beach	19
Wildlight, Nassau	19
Babcock Ranch, Lee	19
Union Park, Orange	19
High Springs, Gilchrist	19
Maxville, Duval	18
Nalcrest, Polk	18
Gulf Stream, Palm Beach	18
Goodland, Collier	18
Hollywood, Dade	18
Jensen Beach, St. Lucie	18
Trenton, Levy	18
Missing, Collier	17
Graceville, Holmes	17
Nichols, Polk	17
Boca Raton, Broward	17
Gulf Hammock, Levy	16
Hernando Beach, Hernando	16
Tallevast, Manatee	16
Shady Hills, Pasco	16
Suwannee, Dixie	16
Webster, Hernando	16
Jacksonville, Unknown	16
Lake Buena Vista, Orange	16
West Panama City Beach, Bay	16
Woodville, Leon	16
Otter Creek, Levy	16
Forest City, Orange	16
Trilby, Pasco	16
Wewahitchka, Calhoun	16
Winter Garden, Lake	15
Lake City, Suwannee	15
Orlando, Pinellas	15
Golden Oak, Orange	15
Buckingham, Lee	15
Lake Monroe, Seminole	15
Brooksville, Pasco	15
Eau Gallie, Brevard	15

# COVID-19: characteristics of 1,995,548 Florida resident cases

Data through Mar 25, 2021 verified as of Mar 26, 2021 at 09:25 AM

Data in this report are provisional and subject to change.

The table below includes the cities and counties of residence for cases in Florida residents based on the patient's ZIP Code. Note that city is not always received as part of the initial notification and may be missing while the case is being investigated.

City and county	Cases
Mount Dora, Orange	15
Missing, Bay	15
Missing, Martin	15
Lakewood Ranch, Sarasota	15
Hutchinson Island, St. Lucie	15
White Springs, Columbia	15
Florida State Univ Admin, Leon	14
Copeland, Collier	14
Graham, Bradford	14
Braden River, Manatee	14
Laurel Hill, Walton	14
Village Of Palmetto Bay, Dade	14
Belleair Bluffs, Pinellas	14
Saint Lucie West, St. Lucie	14
Murdock, Charlotte	14
Daytona Beach Shores, Volusia	14
Fort Charlotte, Charlotte	13
Hialeah, Unknown	13
Long Boat Key, Manatee	13
Orlando, Brevard	13
Saint George Island, Franklin	13
Orlando, Lake	13
Choctaw Beach, Okaloosa	13
Johns Pass Village, Pinellas	13
Watersound, Walton	13
Wahneta, Polk	13
Roseland, Indian River	13
Kingsley Lake, Bradford	13
Gonzalez, Escambia	13
Steinhatchee, Dixie	13
Indian Creek Village, Dade	12
Los Angeles, Dade	12
Pensacola Beach, Escambia	12
Rosemary Beach, Walton	12
Durant, Hillsborough	12
Hillsboro Beach, Broward	12
Holder, Citrus	12
Missing, Putnam	12
Mount Plymouth, Lake	12
Orlando, Unknown	12
Unknown, Dade	12
Deer Island, Lake	12
Alys Beach, Bay	12
East Lake, Marion	11
Captiva, Lee	11
Deerfield Beach, Palm Beach	11
Miami Gardens, Broward	11
Missing, Unknown	11
Greenville, Taylor	11
Citrus Hills, Citrus	11
Leisure City, Dade	11
Orlando, Leon	11
Ozona, Pinellas	11
Naples, Lee	11
Babcock Ranch, Charlotte	11
Missing, Nassau	10
Cypress, Jackson	10
Forest City, Seminole	10
Perrine, Dade	10

# COVID-19: characteristics of 1,995,548 Florida resident cases

Data through Mar 25, 2021 verified as of Mar 26, 2021 at 09:25 AM

Data in this report are provisional and subject to change.

The table below includes the cities and counties of residence for cases in Florida residents based on the patient's ZIP Code. Note that city is not always received as part of the initial notification and may be missing while the case is being investigated.

City and county	Cases
Orlando, Duval	10
Dade City, Hernando	10
Briny Breezes, Palm Beach	10
Passport, Unknown	10
Seacrest, Walton	10
Lake Como, Putnam	10
Missing, Polk	10
University Park, Manatee	10
Grandin, Putnam	10
Gibsonia, Polk	10
Redington Beach, Pinellas	10
Telogia, Liberty	10
Missing, Taylor	10
Sea Ranch Lakes, Broward	9
Palma Sola, Manatee	9
Innovation, Pasco	9
Cottdale, Washington	9
Barberville, Volusia	9
Beverly Beach, Flagler	9
Saint Augustine Beach, St. Johns	9
Putnam Hall, Putnam	9
Ferndale, Lake	9
Virginia Gardens, Dade	9
Elfers, Pasco	9
Fanning Springs, Gilchrist	9
Day, Lafayette	9
Grant Valkaria, Brevard	9
Nobleton, Hernando	9
Saint Augustine, Duval	9
West Delray Beach, Palm Beach	9
Haines Creek, Lake	9
Lamont, Madison	9
Lloyd, Jefferson	9
Rubonia, Manatee	9
Umatilla, Marion	9
Basinger, Okeechobee	8
Evinston, Alachua	8
Salem, Taylor	8
Orange Springs, Marion	8
Fort Walton Beach, Unknown	8
Cross Creek, Alachua	8
Fairfield, Marion	8
Indian Shores, Pinellas	8
Palm City, St. Lucie	8
Seybold, Dade	8
Holt, Santa Rosa	8
White City, Gulf	8
Worthington Springs, Union	8
Pine Ridge, Citrus	8
Jerome, Collier	8
Ponce De Leon, Walton	8
Scottsmoor, Brevard	8
Goldenrod, Seminole	8
Missing, Clay	7
Switzerland, St. Johns	7
Maitland, Volusia	7
Aripeka, Pasco	7
Valkaria, Brevard	7
River Ranch, Polk	7

# COVID-19: characteristics of 1,995,548 Florida resident cases

Data through Mar 25, 2021 verified as of Mar 26, 2021 at 09:25 AM

Data in this report are provisional and subject to change.

The table below includes the cities and counties of residence for cases in Florida residents based on the patient's ZIP Code. Note that city is not always received as part of the initial notification and may be missing while the case is being investigated.

City and county	Cases
Niceville, Walton	7
Orlando, Alachua	7
Okeechobee, Glades	7
Fort Lauderdale, Unknown	7
Fernandina, Nassau	7
Missing, Flagler	7
Orange Park, Duval	7
Port Saint John, Brevard	7
Orlando, Pasco	7
Longboat Key, Sarasota	7
Keystone Heights, Bradford	7
Ybor City, Hillsborough	7
Orchid, Indian River	6
Pensacola, Unknown	6
Miccosukee, Leon	6
Glenwood, Volusia	6
Morriston, Marion	6
Duck Key, Monroe	6
Newberry, Gilchrist	6
Mayport Naval Station, Duval	6
Lake Butler, Bradford	6
Anastasia Island, St. Johns	6
East Rockland Key, Monroe	6
Bradenton, Sarasota	6
Maitland, Osceola	6
Inglis, Citrus	6
Weirsdale, Lake	6
Quail Heights, Dade	6
Punta Gorda, Lee	6
Deland, Lake	6
Orlando, Flagler	6
Orlando, Marion	6
Sunny Hills, Washington	6
Missing, Walton	6
Missing, Sarasota	6
Labelle, Lee	6
Maitland, Hillsborough	6
Winter Park, Polk	6
Winderemere, Orange	6
Hialeah, Broward	6
Grove City, Charlotte	6
Coco River, Collier	6
Eglin, Okaloosa	6
Ebro, Bay	5
Bruce, Holmes	5
Westchester, Dade	5
Mid Florida, Seminole	5
Ocean Breeze, Martin	5
Port Salerno, Martin	5
Ridge Manor Estates, Sumter	5
Missing, Highlands	5
Missing, Columbia	5
Shady Grove, Taylor	5
Missing, Leon	5
Milton, Escambia	5
Mayport, Duval	5
Inlet Beach, Bay	5
Pass, Unknown	5
Stuart, St. Lucie	5

# COVID-19: characteristics of 1,995,548 Florida resident cases

Data through Mar 25, 2021 verified as of Mar 26, 2021 at 09:25 AM

Data in this report are provisional and subject to change.

The table below includes the cities and counties of residence for cases in Florida residents based on the patient's ZIP Code. Note that city is not always received as part of the initial notification and may be missing while the case is being investigated.

City and county	Cases
Miami, Palm Beach	5
Wakulla Springs, Wakulla	5
Ocoee, Lake	5
Okeechobee, Martin	5
N/A, Unknown	5
Pompano Beach, Palm Beach	5
Oneco, Manatee	5
Orlando, Manatee	5
Alys Beach, Walton	5
Missing, Alachua	5
Miami Beach, Unknown	5
Point Washington, Walton	5
University Of Central Fl, Martin	5
Williston, Marion	5
Okeechobee, Osceola	5
Psl, Unknown	5
Pompano Beach, Unknown	5
San Carlos Park, Lee	5
University Of Central Fl, Hillsborough	5
Bayou George, Bay	5
Boynton Beach, Broward	5
Missing, Osceola	5
Miramar, Dade	5
Miami Gardens, Unknown	5
Kissimmee, Unknown	5
Jacksonville Naval Air Station, Duval	5
Fort Lauderdale, Palm Beach	5
Clarcona, Orange	5
Lazy Lake, Broward	4
Lamont, Taylor	4
Sugarloaf, Monroe	4
Wacissa, Jefferson	4
Branford, Gilchrist	4
Cape Haze, Charlotte	4
Clewiston, Palm Beach	4
Conch Key, Monroe	4
Pompano Beach, Dade	4
Sandestin, Walton	4
Seacrest, Bay	4
Naples, Unknown	4
High Springs, Columbia	4
Hinsdale, Manatee	4
Bella Collina, Lake	4
Delray Beach, Broward	4
El Jobean, Charlotte	4
International Service Center, Dade	4
Island Grove, Alachua	4
Hollywood, Unknown	4
Indian Rock Beach, Pinellas	4
Bowling Green, Polk	4
Cypress Gardens, Polk	4
Loxahatchee Groves, Palm Beach	4
Live Oak, Madison	4
West Bradenton, Manatee	4
Port Charlotte, Unknown	4
Greenville, Jefferson	4
Marina Del Rey, Dade	4
Missing, Hernando	4
Oklawaha, Marion	4

# COVID-19: characteristics of 1,995,548 Florida resident cases

Data through Mar 25, 2021 verified as of Mar 26, 2021 at 09:25 AM

Data in this report are provisional and subject to change.

The table below includes the cities and counties of residence for cases in Florida residents based on the patient's ZIP Code. Note that city is not always received as part of the initial notification and may be missing while the case is being investigated.

City and county	Cases
Glen Ridge, Palm Beach	4
Coconut Creek, Palm Beach	4
Pensacola, Santa Rosa	4
Margate, Unknown	4
Melrose, Bradford	4
Highland Park, Polk	4
Jacksonville, Dade	4
Los Angeles, Broward	4
Lake Worth, Broward	4
Inverness, Polk	3
Pass, Dade	3
Vero Beach, Brevard	3
Orem, Palm Beach	3
Pp, Dade	3
Pp, Unknown	3
Woodside, Broward	3
Brewton, Escambia	3
Apopka, Broward	3
Maitland, Polk	3
Lake Harbor, Palm Beach	3
Lanark Village, Franklin	3
Miami Shores, Broward	3
Tampa Palms, Hillsborough	3
Pineland, Lee	3
Winter Garden, Seminole	3
Tarpon Springs, Pasco	3
Tampa, Pinellas	3
Ludlam, Dade	3
Laurel, Sarasota	3
Jacksonville, Clay	3
Clermont, Orange	3
Port Saint Lucie, Martin	3
Saint Petersburg, Hillsborough	3
Palm Coast, Volusia	3
Missing, Jackson	3
West Palm Beach, Broward	3
Village Of Golf, Palm Beach	3
Wildwood, Marion	3
Saint Augusaintine Beach, St. Johns	3
Lynbrook, Broward	3
Loxahatchee, Broward	3
Lakeland, Hillsborough	3
Miami, Orange	3
Immokalee, Lee	3
Hallandale Beach, Unknown	3
Lake Geneva, Clay	3
Lake City, Duval	3
Fort Myers, Unknown	3
Bradington, Manatee	3
Blountstown, Liberty	3
Crestview, Walton	3
Cross Key, Monroe	3
Cape San Blas, Gulf	3
Apopka, Lake	3
Green Cove Springs, Duval	3
Fernandina Beach, Duval	3
Fpo, Duval	3
Plantation Key, Monroe	3
Samoset, Manatee	3



# COVID-19: characteristics of 1,995,548 Florida resident cases

Data through Mar 25, 2021 verified as of Mar 26, 2021 at 09:25 AM

Data in this report are provisional and subject to change.

The table below includes the cities and counties of residence for cases in Florida residents based on the patient's ZIP Code. Note that city is not always received as part of the initial notification and may be missing while the case is being investigated.

City and county	Cases
San Fernando, Unknown	3
Mayport Naval Housing, Duval	3
Monticello, Madison	3
Vernon, Bay	3
Bonnie, Dade	3
Alford, Washington	3
Altamonte Springs, Orange	3
Jonesville, Alachua	3
Julington Creek, St. Johns	3
Jupiter Island, Martin	3
Miramar, Unknown	3
Marco Island, Lee	3
Pembroke Pines, Unknown	3
Ocean Reef Club, Monroe	3
Vero Beach, St. Lucie	3
Chicago, Lee	3
Coraopolis, Citrus	3
Champions Gate, Osceola	3
Bristol, Calhoun	3
Jacksonville, Alachua	3
Sorrento, Orange	3
Stuart, Palm Beach	3
North Fort Myers, Charlotte	3
Westville, Walton	3
Milligan, Okaloosa	3
Land O Lakes, Hillsborough	3
Lady Lake, Marion	3
Jacksonville , Duval	3
Fisher Island, Unknown	3
Homeless, Hillsborough	3
Bay Harbor Islands, Unknown	3
Ft Pierce, St. Lucie	3
Fort Lauderdale, Alachua	2
Deerfield Beach, Unknown	2
Doral, Unknown	2
Brooklyn, Broward	2
Carl Fisher, Dade	2
Cross City, Taylor	2
Jupiter, Dade	2
Micanopy, Marion	2
Lakeland, Unknown	2
Red Bay, Holmes	2
Saint Marys, Nassau	2
Pembroke Lakes, Broward	2
Port Saint Lucie, Palm Beach	2
Windermere, Lake	2
Sutton, Pasco	2
Noma, Holmes	2
Ormond Beach, Flagler	2
Panama City, Unknown	2
Pembroke Pines, Dade	2
Summerfield, Unknown	2
Tampa, Hernando	2
Sharpes, Brevard	2
Saint Lucie Village, St. Lucie	2
Sebring, Desoto	2
Vero Beach, Unknown	2
Yeehaw, Okeechobee	2
Wauchula, Desoto	2

# COVID-19: characteristics of 1,995,548 Florida resident cases

Data through Mar 25, 2021 verified as of Mar 26, 2021 at 09:25 AM

Data in this report are provisional and subject to change.

The table below includes the cities and counties of residence for cases in Florida residents based on the patient's ZIP Code. Note that city is not always received as part of the initial notification and may be missing while the case is being investigated.

City and county	Cases
Jacksonville Naval Hospital, Duval	2
Hosford, Calhoun	2
Jacksonville, Nassau	2
Longview, Dade	2
Marina Del Rey, Broward	2
Melrose, Clay	2
Mesa, Unknown	2
Aventura, Broward	2
000000, Unknown	2
Dfafs, Okaloosa	2
University Of Central Fl, Seminole	2
Venice, Dade	2
West Palm Beach, Unknown	2
Windermere, Hillsborough	2
Winter Park, Volusia	2
Winter Springs, Orange	2
Okeechobee, Highlands	2
New Port Richey, Hillsborough	2
Orlando, Escambia	2
Pompano Beach, Osceola	2
Port Charlotte, Lee	2
Union, Manatee	2
Swansea, Lee	2
Sand Lake, Orange	2
Port St. Lucie, St. Lucie	2
Longwood, Unknown	2
Long Beach, Orange	2
Marathon Shores, Monroe	2
Mims, Volusia	2
Miami, Martin	2
Labelle, Collier	2
Jena, Taylor	2
Lauderhill, Unknown	2
At Large, Broward	2
Boys Ranch, Suwannee	2
Fort Pierce, Brevard	2
Graceville, Unknown	2
Eatonville, Polk	2
Tampa, Broward	2
Tarpon Springs, Hillsborough	2
Port Canaveral, Brevard	2
Seguin, Unknown	2
Sarasota, Unknown	2
Sunrise, Unknown	2
Oakland Park, Unknown	2
Orlando, St. Lucie	2
Marysville, Dade	2
Callahan, Duval	2
Dade City, Unknown	2
Cibolo, Orange	2
Claysville, Hernando	2
Crescent Beach, Sarasota	2
Fl State Univ Student, Leon	2
Defuniak Springs, Okaloosa	2
Defuniak Springs, Unknown	2
Blountstown, Jackson	2
Alligator Point, Franklin	2
Coconut Creek, Unknown	2
Eatonville, Lake	2

# COVID-19: characteristics of 1,995,548 Florida resident cases

Data through Mar 25, 2021 verified as of Mar 26, 2021 at 09:25 AM

Data in this report are provisional and subject to change.

The table below includes the cities and counties of residence for cases in Florida residents based on the patient's ZIP Code. Note that city is not always received as part of the initial notification and may be missing while the case is being investigated.

City and county	Cases
Crawfordville, Leon	2
Daytona Beach, Unknown	2
Lawtey, Union	2
Hallandale Beach, Dade	2
Los Angeles, Okaloosa	2
Louisville, Manatee	2
Lutz, Pinellas	2
Seven Springs, Pasco	2
Upper Key Largo, Monroe	2
University Of Central Florida, Brevard	2
West Villages, Sarasota	2
Zellwood, Lake	2
Mount Pleasant, Gadsden	2
Navarre, Okaloosa	2
None, Dade	2
Phoenix, Lake	2
Clermont, Polk	2
Bronx, Seminole	2
Doctors Inlet, Clay	2
Bonifay, Jackson	2
Bonnie, Sarasota	2
Fort Myers, Collier	2
Fort Pierce, Martin	2
Lake Helen, Orange	2
Lecanto, Marion	2
Maitland, Leon	2
Winter Park, Leon	2
Weston, Dade	2
West Palm Beach, Dade	2
Palm Springs North, Dade	2
Redland, Dade	2
Melrose, Alachua	2
Olustee, Baker	2
Orlando, Santa Rosa	2
Orlando, Charlotte	2
Maitland, Lake	2
Hialeah Lakes, Dade	2
Hialeah, Orange	2
Jan Phyl Village, Polk	2
Moore Haven, Hendry	2
Naples, Broward	2
Cassadaga, Volusia	2
Fort Walton Beach, Walton	2
Duke Field Air Force Station, Okaloosa	2
Dunnellon, Levy	2
Yalhala, Lake	2
University Of Central Florida, Palm Beach	2
University Of Central Florida, Pinellas	2
Wimauma, Manatee	2
Wekiwa Springs, Seminole	2
Provo, Broward	2
Sumatra, Liberty	2
Portland, Unknown	2
University Of Central Florida, Broward	2
Saint Teresa, Wakulla	2
West Point, Lee	2
Orlando, Okaloosa	2
Madison, Unknown	2
Maitland, Pasco	2

# COVID-19: characteristics of 1,995,548 Florida resident cases

Data through Mar 25, 2021 verified as of Mar 26, 2021 at 09:25 AM

Data in this report are provisional and subject to change.

The table below includes the cities and counties of residence for cases in Florida residents based on the patient's ZIP Code. Note that city is not always received as part of the initial notification and may be missing while the case is being investigated.

City and county	Cases
Ocala, Unknown	2
Miamt, Dade	2
Florida Power & Light Co, Dade	2
Amelia City, Nassau	2
Apopka, Unknown	2
Alligator Point, Wakulla	2
Chipley, Jackson	2
Chipley, Holmes	1
Daniel Island, Bay	1
Colorado Springs, Unknown	1
Conifer, Lee	1
Eatonville, Seminole	1
El Paso, Unknown	1
Elbow Lake, Palm Beach	1
Dunellen, Dade	1
Destin, Unknown	1
Diamond, Highlands	1
Doral, Broward	1
Altamonte, Orange	1
Alva, Collier	1
333, Unknown	1
Allentown, Putnam	1
Apple Creek, Citrus	1
Amelia Village, Nassau	1
Barefoot Beach, Lee	1
Battle Creek, Manatee	1
Avon, Manatee	1
Aventura, Osceola	1
Bryn Mawr, Palm Beach	1
Burkeville, Brevard	1
Camden Wyoming, Duval	1
Celebration, Palm Beach	1
Chattanooga, Dade	1
Bear Grass, Palm Beach	1
Azalea Park, Osceola	1
Boca Raton,, Palm Beach	1
Boston, Dade	1
Brewster, Volusia	1
Fortlauderdale, Unknown	1
Fortwalton Beach, Okaloosa	1
Ft Pierce, Unknown	1
Garland, Orange	1
Fort Denaud, Glades	1
Fort Meyers, Lee	1
FI State Lot, Leon	1
Fairless Hills, Broward	1
Everett, Dade	1
Hickory, Lee	1
Homeless, Dade	1
Homer, Escambia	1
Hilliard, Unknown	1
Hallandate Ben, Unknown	1
Havana, Leon	1
Jeffersonville, Broward	1
Knoxville, Escambia	1
Lake Mary, Lake	1
Lansdale, Lake	1
Lapeer, Manatee	1
Lauderdale Hill, Unknown	1

# COVID-19: characteristics of 1,995,548 Florida resident cases

Data through Mar 25, 2021 verified as of Mar 26, 2021 at 09:25 AM

Data in this report are provisional and subject to change.

The table below includes the cities and counties of residence for cases in Florida residents based on the patient's ZIP Code. Note that city is not always received as part of the initial notification and may be missing while the case is being investigated.

City and county	Cases
Longwood, Orange	1
Lehigh Cares, Lee	1
Live Oak, Columbia	1
Loganville, Orange	1
Missing, Wakulla	1
Monterey, Broward	1
Mumford, Manatee	1
N/A, Duval	1
Naples, Alachua	1
North Miami, Broward	1
Ocean City, Broward	1
Old Town, Gilchrist	1
Middleburg, Duval	1
Midland, Osceola	1
Missing, Hamilton	1
Miami, Charlotte	1
Miamii, Dade	1
Miami Garden, Unknown	1
Oviedo, Leon	1
Opa Locka, Polk	1
Orem, Sarasota	1
Orem, Unknown	1
Palm City, Unknown	1
Plant City, Unknown	1
Pompano Beach, Alachua	1
Ridgewood, Broward	1
Riverview, Manatee	1
Rochester, Broward	1
Roseland, Palm Beach	1
Republic, Monroe	1
Richmond, Palm Beach	1
Porter Ranch, Dade	1
Raiford, Bradford	1
Ponte Vedra Beach, Orange	1
Port Orange , Volusia	1
Port Saint Lucie, Indian River	1
Westerville, Hillsborough	1
Wilbur By The Sea, Volusia	1
Willowbrook, Lee	1
Wilmington, Pasco	1
Winston Salem, Unknown	1
Winter Garden, Hillsborough	1
Wilton Manors, Dade	1
Woodland Hills, Brevard	1
Youngstown, Calhoun	1
Yulee, Duval	1
San Antonio, Dade	1
San Diego, Unknown	1
Sanford, Palm Beach	1
Russellville, Hillsborough	1
Saint Augustine, Okaloosa	1
Steinhatchee, Alachua	1
Tampa, Escambia	1
Tampa, Manatee	1
Tangerine, Lake	1
University Of Central Florida, Hillsborough	1
University Of Central Fl, Pasco	1
Village Of Palm Springs, Palm Beach	1
Virginia Beach, Alachua	1

# COVID-19: characteristics of 1,995,548 Florida resident cases

Data through Mar 25, 2021 verified as of Mar 26, 2021 at 09:25 AM

Data in this report are provisional and subject to change.

The table below includes the cities and counties of residence for cases in Florida residents based on the patient's ZIP Code. Note that city is not always received as part of the initial notification and may be missing while the case is being investigated.

City and county	Cases
Webster, Pasco	1
Union City, Bradford	1
Sebastian, Lake	1
Pound Ridge, Leon	1
Port Charlotte Fl, Unknown	1
Ponce, Orange	1
Plant City, Pinellas	1
Plantation, Unknown	1
Plant City, Hendry	1
Orlando, Highlands	1
Newport Beach, Palm Beach	1
North Little Rock, Palm Beach	1
Ocoee, Polk	1
Opa Locka, Unknown	1
Orem, Nassau	1
Olando, Orange	1
Sumter Ville, Unknown	1
Tallahassee, Escambia	1
Springhill, Unknown	1
Tampa, Dade	1
Tampa, Lee	1
South Otselic, Dade	1
Southampton, Palm Beach	1
Stockbridge, Leon	1
Sullivans Island, Dade	1
Sevierville, Dade	1
Saint Petersburg, Dade	1
San Juan, Osceola	1
San Pedro Sula, Dade	1
Sandy, Duval	1
Richmond Heights, Dade	1
Ridge Manor, Hernando	1
Riverview, Pinellas	1
Rochester, Lee	1
Rosemary Beach, Bay	1
Saint Cloud, Orange	1
West Simsbury, Collier	1
Wayne, Dade	1
Windermere, Polk	1
Winter Park, Lake	1
Tinley Park, Lee	1
University Of Central Fl, Dade	1
Telluride, Lee	1
Export, Palm Beach	1
Fdsf, Unknown	1
Felda, Palm Beach	1
Flagler Beach, Volusia	1
Flora, Lee	1
Downers Grove, St. Lucie	1
Delrey Beach, Palm Beach	1
Fort Myers, Lake	1
Fresno, Pasco	1
Fruitland Park, Sumter	1
Fwb, Unknown	1
Gainesville, Marion	1
Gastonia, Polk	1
Clearwater, Highlands	1
Clermont, Unknown	1
Columbia, Orange	1

# COVID-19: characteristics of 1,995,548 Florida resident cases

Data through Mar 25, 2021 verified as of Mar 26, 2021 at 09:25 AM

Data in this report are provisional and subject to change.

The table below includes the cities and counties of residence for cases in Florida residents based on the patient's ZIP Code. Note that city is not always received as part of the initial notification and may be missing while the case is being investigated.

City and county	Cases
Coral Gables, Unknown	1
Coral Springs, Unknown	1
Cornelius, Leon	1
Crestview, Dade	1
Dade City, Polk	1
Dania, Unknown	1
Darien, Pasco	1
Arcadia, Charlotte	1
Aspen, Palm Beach	1
Atlanta, Broward	1
Aurburndale, Polk	1
Aventura, Unknown	1
Azalea Park, Sarasota	1
Bartow, Unknown	1
Biscayne Park, Broward	1
Boca Roton, Unknown	1
Alpharetta, Alachua	1
Apalachicola, Leon	1
Brooksville, Columbia	1
Bryn Mawr, Collier	1
Canfield, Duval	1
Naugatuck, Lee	1
New Vernon, Sarasota	1
New York, Broward	1
Northville, Broward	1
Ocala, Indian River	1
Ocoee, Broward	1
Myakka, Duval	1
Maitland, Unknown	1
Melbourne, Orange	1
Miami Beach, Palm Beach	1
Miami Granders, Dade	1
Missing, Baker	1
Middleburg, Unknown	1
Milford, Palm Beach	1
Milford, Polk	1
Minneapolis, Broward	1
Johns Island, Wakulla	1
Killarney, Orange	1
Knoxville, Duval	1
Havanna, Gadsden	1
Jacksonville, Palm Beach	1
Hilliard, Dade	1
Hollywood, Leon	1
Holt, Unknown	1
Homestead, Monroe	1
Humble, Broward	1
Green, Clay	1
Greensburg, Orange	1
Greenville, Monroe	1
Gulf Shores, Escambia	1
Los Angeles, Polk	1
Lakeland, Pasco	1
Lakewood, Unknown	1
Lake City, Volusia	1
Orlando, Union	1
Ovido, Seminole	1
Oxford, Palm Beach	1
Opalocka, Dade	1

# COVID-19: characteristics of 1,995,548 Florida resident cases

Data through Mar 25, 2021 verified as of Mar 26, 2021 at 09:25 AM

Data in this report are provisional and subject to change.

The table below includes the cities and counties of residence for cases in Florida residents based on the patient's ZIP Code. Note that city is not always received as part of the initial notification and may be missing while the case is being investigated.

City and county	Cases
North Canton, Palm Beach	1
Oakland, Leon	1
Ocala, Alachua	1
Okeechobee, St. Lucie	1
Miamf, Dade	1
Miami G, Dade	1
Miami, Collier	1
Miami, St. Lucie	1
New Richmond, Volusia	1
Rio Dell, Volusia	1
Rochelle, Volusia	1
Port Orange, Unknown	1
Port Saint Lucie, Orange	1
Princeton, Alachua	1
Provincetown, Collier	1
Panama City, Walton	1
Palm Coast, Duval	1
Perry, Leon	1
Perth Amboy, Monroe	1
Spring Park, Alachua	1
Steinhatchee, Madison	1
South Burlington, Orange	1
Shannon, Collier	1
Soddy Daisy, Broward	1
Soldotna, Broward	1
Saint Cloud, Lee	1
Saint Johns, Orange	1
San Antonio, Sarasota	1
San Antonio, Unknown	1
Sanford, Volusia	1
Wesley Chapel, Alachua	1
Wheaton, Lee	1
Wilmington, Broward	1
Winter Park, Osceola	1
Wood River, Polk	1
Worcester, Palm Beach	1
Winter Park, Alachua	1
Tampa, Volusia	1
Tangerine, Seminole	1
Tewksbury, Orange	1
Toms River, Dade	1
Umatilla, Alachua	1
University Of Central Florida, Monroe	1
Virginia Beach, Hernando	1
Waco, Broward	1
Washington, Broward	1
Marshall, Palm Beach	1
Marianna, Calhoun	1
Lemoyne, Manatee	1
Los Angeles, Palm Beach	1
Lyndhurst, Broward	1
Magnolia Square, Osceola	1
Maitland, Alachua	1
Lake In The Hills, Columbia	1
Lake Placid, Alachua	1
Kingsland, Duval	1
Kissimmee, Brevard	1
Lawrence Township, Palm Beach	1
Las Vegas, Orange	1



# COVID-19: characteristics of 1,995,548 Florida resident cases

Data through Mar 25, 2021 verified as of Mar 26, 2021 at 09:25 AM

Data in this report are provisional and subject to change.

The table below includes the cities and counties of residence for cases in Florida residents based on the patient's ZIP Code. Note that city is not always received as part of the initial notification and may be missing while the case is being investigated.

City and county	Cases
Lake Worth Beach, Broward	1
Land Of Lakes, Pasco	1
Lander, Citrus	1
Floralda, Escambia	1
Grassy Key, Monroe	1
Gainesville, Baker	1
Gilmer, Dade	1
Jacksonville, Manatee	1
Jamaica, Broward	1
Jupiter, Unknown	1
Jersey City, Polk	1
Inverness, Citrus	1
Haverford, Hillsborough	1
Herrin, Orange	1
Bryant, Alachua	1
Bronx, Broward	1
Buffalo, Palm Beach	1
Carol Stream, Orange	1
Castleberry, Escambia	1
Charlotte, Pasco	1
Apo, Pasco	1
Apopka, Flagler	1
99, Unknown	1
Alanson, Bay	1
Aollywoss, Dade	1
Boca Raton, Unknown	1
Bohealia, Lee	1
Blowing Rock, Polk	1
Belleair, Hillsborough	1
Dorchester, Orange	1
Deland, Polk	1
Dallas, Lee	1
De Leon Springs, Putnam	1
Dearborn, Lee	1
Estero, Collier	1
Fanning Springs, Levy	1
Fargo, Unknown	1
Felton, Manatee	1
Clear Brook, Lee	1
Crestview, Holmes	1
Cumberland, Palm Beach	1
Dade City, Hillsborough	1
College Station, Lake	1
Columbus, Brevard	1
Cookeville, Seminole	1
Plantation, Orange	1
Pompano Beach, Martin	1
Parker, Dade	1
Parker, Leon	1
Peoria, Unknown	1
Palm Coast, Polk	1
Pacifica, Dade	1
Ormond Beach, Unknown	1
Oviedo, Brevard	1
Orlando, Sarasota	1
Saint Petersburg, St. Lucie	1
Sandford, Seminole	1
Rye, Duval	1
Rex, Duval	1

# COVID-19: characteristics of 1,995,548 Florida resident cases

Data through Mar 25, 2021 verified as of Mar 26, 2021 at 09:25 AM

Data in this report are provisional and subject to change.

The table below includes the cities and counties of residence for cases in Florida residents based on the patient's ZIP Code. Note that city is not always received as part of the initial notification and may be missing while the case is being investigated.

City and county	Cases
Potomac, Palm Beach	1
Port Everglades, Broward	1
Ocoee, Osceola	1
Okeechobee, Broward	1
North Pole, Seminole	1
North Port, Lee	1
Old Town, Alachua	1
Omaha, Palm Beach	1
Ona, Manatee	1
Oooooo, Unknown	1
Opa Locka, Broward	1
Orange Park , Duval	1
Orlando, Columbia	1
Orlando, Indian River	1
Orem, Broward	1
New Orleans, Palm Beach	1
Newark, Broward	1
Newburgh, Bay	1
Navarre, Dade	1
Winter Park, Broward	1
Winter Park, Indian River	1
Zolfo Springs, Polk	1
Westbrook, Dade	1
Wichita, Volusia	1
Washington, Unknown	1
Venice, Unknown	1
Vernon, Unknown	1
Winder Garden, Orange	1
Windermere, Leon	1
Windermere, Osceola	1
Windermere, Seminole	1
Winter Garden, Broward	1
Wells, Polk	1
Winter Garden, Pinellas	1
Tulsa, Orange	1
Sun City Center, Hardee	1
Tiffin, Highlands	1
Tallahassee, Duval	1
Tallahassee, Unknown	1
Tampa, Palm Beach	1
Tavares, Marion	1
Saint Cloud, Unknown	1
Saint Johns, Unknown	1
Sarasota, Flagler	1
Saxis, Lee	1
Schenectady, Polk	1
Sebring, Lee	1
Shelton, Manatee	1
Sodus, Charlotte	1
Spring Hill , Hernando	1
Spring Hill, Dade	1
Starke, Clay	1
Stone Mountain, Palm Beach	1
Macdill Air Force Base, Hillsborough	1
Los Angeles Ca, Unknown	1
Los Angeles, Hardee	1
Largo, Unknown	1
Littleton, Dade	1
Miami Beach, Broward	1

# COVID-19: characteristics of 1,995,548 Florida resident cases

Data through Mar 25, 2021 verified as of Mar 26, 2021 at 09:25 AM

Data in this report are provisional and subject to change.

The table below includes the cities and counties of residence for cases in Florida residents based on the patient's ZIP Code. Note that city is not always received as part of the initial notification and may be missing while the case is being investigated.

City and county	Cases
Middlesburg, Duval	1
Miami Lakes, Unknown	1
Miami, Hillsborough	1
Miami, Manatee	1
Margate, Dade	1
Marshall, Dade	1
Mary Esther, Unknown	1
Medford, Palm Beach	1
Harrison, Pinellas	1
Holly Ridge, Orange	1
Homeless, Polk	1
Homosassa, Hernando	1
Leesburg, Marion	1
Lehigh Acres, Dade	1
Lewisburg, Pasco	1
Lake City, Hamilton	1
La Grange, Dade	1
Jerusalem, St. Johns	1
East Hampton, Palm Beach	1
Cypress, Leon	1
Davenport, Orange	1
Deland, St. Lucie	1
Deltona, Orange	1
Fort Myers-, Lee	1
Fort Pierce, Unknown	1
Gainesville, Duval	1
Granada Hills, Broward	1
Guilford, Dade	1
Hailandale, Unknown	1
Fort Myers, Manatee	1
Foley, Escambia	1
Conway, Leon	1
Coventry, Broward	1
Clermont, Volusia	1
Clewiston, Glades	1
Bridgeport, Dade	1
Bronx, Palm Beach	1
Cartersville, Unknown	1
Altoona, Marion	1
Anaheim, Unknown	1
Argyle, Walton	1
Athens, Duval	1
Bogota, Orange	1
Bradenton, Dade	1
Bradenton, Osceola	1
Dona Vista, Lake	1
East Setauket, Palm Beach	1
El Dorado, Palm Beach	1
Fleming Island, Duval	1
Fellsmere, Brevard	1
Crestview, Broward	1
Clearwater, Leon	1
Charlotte, Alachua	1
Dalecity, Okaloosa	1
Daytona Beach, Orange	1
Deerfield Beach, Polk	1
Crystal River, Marion	1
Crystal River, Unknown	1
Canton, Duval	1

# COVID-19: characteristics of 1,995,548 Florida resident cases

Data through Mar 25, 2021 verified as of Mar 26, 2021 at 09:25 AM

Data in this report are provisional and subject to change.

The table below includes the cities and counties of residence for cases in Florida residents based on the patient's ZIP Code. Note that city is not always received as part of the initial notification and may be missing while the case is being investigated.

City and county	Cases
Cantonment, Santa Rosa	1
Cape Coral, Unknown	1
Brunswick, Polk	1
Bryceville, Duval	1
Bradenton, Lee	1
Boca Raton, Dade	1
Boca Raton, Madison	1
Bogota, Unknown	1
Bal Harbour, Broward	1
Atlanta, Walton	1
Attalla, Broward	1
Auburn, Palm Beach	1
Autaugaville, Broward	1
Apopka, Volusia	1
Alachua, Suwannee	1
Alafaya, Broward	1
Alafaya, Pinellas	1
Merrick, Palm Beach	1
Metter, Manatee	1
Lake Clarke Shores, Palm Beach	1
Lake Forest, Collier	1
Miami, Osceola	1
Miamiardens, Unknown	1
Miamksaohes, Dade	1
Jacksonville, Baker	1
Jacksonville, Marion	1
Irmo, Unknown	1
Key West, Palm Beach	1
Kilgore, Dade	1
Jupiter Inlet, Palm Beach	1
Jzx, Unknown	1
Land O Lakes, Unknown	1
Lawton, Okaloosa	1
Levittown, Palm Beach	1
Lima, Manatee	1
Lima, Volusia	1
Maccleddy, Dixie	1
Madison, Jefferson	1
Maitland, Collier	1
Florida City, Unknown	1
Fort Lauderdale, Collier	1
Fort Myers, Alachua	1
Gainesville, Levy	1
Glen Cove, Unknown	1
Glen Saint Mary, Duval	1
Golden Oak, Hillsborough	1
Golf, Palm Beach	1
Greensboro, Leon	1
Immokalee, Walton	1
Orlando, Walton	1
Oviedo, Lake	1
Orlando, St. Johns	1
Ocala, Duval	1
Plantation, Leon	1
Pensacola, Dade	1
Panoma City, Bay	1
Parrish, Sarasota	1
San Marcos, Unknown	1
Pooler, Broward	1

# COVID-19: characteristics of 1,995,548 Florida resident cases

Data through Mar 25, 2021 verified as of Mar 26, 2021 at 09:25 AM

Data in this report are provisional and subject to change.

The table below includes the cities and counties of residence for cases in Florida residents based on the patient's ZIP Code. Note that city is not always received as part of the initial notification and may be missing while the case is being investigated.

City and county	Cases
Rye, Palm Beach	1
Ridgewood, Lee	1
Roayl Palm Beach, Palm Beach	1
Roseville, Broward	1
Port St. Lucie, Unknown	1
Punta Gorda, Sarasota	1
Putnam, Putnam	1
Monument, Broward	1
Mokena, Lee	1
Miami Dade, Unknown	1
Nashville, Palm Beach	1
Myrtle Beach, Broward	1
Morrisville, Palm Beach	1
Okeechobi, Unknown	1
Orem, Dade	1
Orlando, Citrus	1
Orlando, Collier	1
Orlando, Hernando	1
North Brunswick, St. Lucie	1
North Grafton, Dade	1
North Lauderdale, Unknown	1
North Porte, Unknown	1
Notrealville, Polk	1
Surprise, Unknown	1
Syracuse, Unknown	1
St Cloud, Orange	1
St Helena Is, Dade	1
South Miami, Broward	1
Saint Petersburg, Bay	1
Twentynine Palms, Broward	1
Vernon, Walton	1
Venezuela, Unknown	1
Waukesha, Volusia	1
West Miami, Unknown	1
Whippany, Volusia	1
Wilmington, Charlotte	1
Windermere, Alachua	1
Winfield, Hillsborough	1
Winter Garden, Unknown	1
Winter Park, Brevard	1
Winter Park, Unknown	1
Xifamk, Dade	1
Denton, Broward	1
Destin, Bay	1
Clearwater, Hillsborough	1
Coal City, Pasco	1
Crescent City, Marion	1
Crestview, Unknown	1
Commerce Township, Manatee	1
Coral Gables , Dade	1
Crawfordville, Alachua	1
Fort Lauderdale, Lee	1
Eureka, Flagler	1
Evansville, Citrus	1
Fort Worth, Broward	1
Franklin, Orange	1
Frostproof, Highlands	1
Gainesville, Palm Beach	1
Gainesville, Santa Rosa	1

# COVID-19: characteristics of 1,995,548 Florida resident cases

Data through Mar 25, 2021 verified as of Mar 26, 2021 at 09:25 AM

Data in this report are provisional and subject to change.

The table below includes the cities and counties of residence for cases in Florida residents based on the patient's ZIP Code. Note that city is not always received as part of the initial notification and may be missing while the case is being investigated.

City and county	Cases
Brownsville, Escambia	1
Bonnie, St. Johns	1
Belleair Bluffs, Unknown	1
Celebration, Orange	1
Chicago, Broward	1
Choctaw Beach, Unknown	1
Austin, Dade	1
Apo, Collier	1
Big Torch Key, Monroe	1
Black, Holmes	1
Boca Raton, Lee	1
Bonifay, Unknown	1
8852 Teacher Ln, Pasco	1
Addison, Pasco	1
Apopka, Citrus	1
Apopka, Hillsborough	1
Arabi, Orange	1
Litchfield Park, Monroe	1
Littleton, St. Johns	1
Lake Worth, Unknown	1
Lake In The Hills, Broward	1
Jupiter, Pinellas	1
Kansas City, Palm Beach	1
Indianapolis, Lee	1
Gwynn Oak, Polk	1
Milford, Bay	1
Milford, Unknown	1
New Canaan, Dade	1
Na, Dade	1
Missing, Franklin	1
Mossy Head, Walton	1
Mattoon, Lee	1
Melbourne, Volusia	1
Los Angeles, Orange	1
Maitland, Palm Beach	1
Marianna, Leon	1
Marianna, Washington	1
Mary Esther, Hillsborough	1
Saint Charles, Orange	1
Roswell, Bay	1
Ruskin, Dade	1
Ruskin, Manatee	1
Scottsdale, Brevard	1
Scottsdale, Palm Beach	1
Saint Petersburg, Duval	1
Saint Petersburg, Manatee	1
Tampa, Duval	1
Tavares, Unknown	1
Temple, Palm Beach	1
St Peterburg, Orange	1
Stiamk, Dade	1
Summerdale, Escambia	1
Surfside Beach, Orange	1
Sun City Center, Lee	1
Port Saint Lucie, Marion	1
Port St Luice, Unknown	1
Plymouth, Pasco	1
Pensacola Naval Hospital, Escambia	1
Pass-A-Grille, Pinellas	1

# COVID-19: characteristics of 1,995,548 Florida resident cases

Data through Mar 25, 2021 verified as of Mar 26, 2021 at 09:25 AM

Data in this report are provisional and subject to change.

The table below includes the cities and counties of residence for cases in Florida residents based on the patient's ZIP Code. Note that city is not always received as part of the initial notification and may be missing while the case is being investigated.

City and county	Cases
Oviedo, Orange	1
Pace, Escambia	1
Painted Post, Pasco	1
Palatka, Marion	1
Newaygo, Charlotte	1
North Port, Charlotte	1
Okeechobee, Unknown	1
Winter Springs, Polk	1
Youngstown, Washington	1
Winnetka, Dade	1
Winter Garden, Osceola	1
Winter Haven, Osceola	1
Winter Park, Duval	1
Winter Park, Palm Beach	1
Weston, Unknown	1
Wildwood, Lee	1
Willington, Lee	1
Wabasha, Clay	1
West Hollywood, Broward	1
Wakefield, Broward	1
Waverly, Duval	1
Unknown, Duval	1
Upland, Manatee	1
Valrico, Polk	1
Crossings, Unknown	1
Davenport, Lake	1
Davie, Unknown	1
Dayton, Orange	1
Dearborn Heights, Hillsborough	1
Edgewood, Broward	1
Elkton, Putnam	1
Chesterfield, Broward	1
Carteret, Polk	1
Cincinnati, Dade	1
Connellsville, Highlands	1
Armstrong, St. Johns	1
Atl, Brevard	1
Alva, Escambia	1
Andalusia, Escambia	1
Arcadia, Highlands	1
Baker, Santa Rosa	1
Belleville, Palm Beach	1
Belmont, Santa Rosa	1
Blountstown, Broward	1
Bronson, Alachua	1
Brooker, Alachua	1
Bradenton, Clay	1
Brandon, Pinellas	1
Bonita, Lee	1
Bowie, Dade	1
Bocaraten, Palm Beach	1
Middletown, Osceola	1
Missing, Gilchrist	1
Monroe, Hillsborough	1
Nantucket, Palm Beach	1
New Vernon, Palm Beach	1
Mayaguez, Dade	1
Macclenny, Duval	1
Mantua, Broward	1

# COVID-19: characteristics of 1,995,548 Florida resident cases

Data through Mar 25, 2021 verified as of Mar 26, 2021 at 09:25 AM

Data in this report are provisional and subject to change.

The table below includes the cities and counties of residence for cases in Florida residents based on the patient's ZIP Code. Note that city is not always received as part of the initial notification and may be missing while the case is being investigated.

City and county	Cases
Longwood, Broward	1
Lucedale, St. Lucie	1
Kure Beach, Monroe	1
Lakeland, Palm Beach	1
Hudson, Pinellas	1
Hoosick Falls, Broward	1
Indian Rock Beach, Palm Beach	1
Interlachen, Duval	1
Kechi, Orange	1
Fort Myers, Broward	1
Floral, Okaloosa	1
Forestville, Volusia	1
Gibson, Unknown	1
Gainesville, Okaloosa	1
Gainesville, Unknown	1
Greenbrier, Bay	1
Groveland, Orange	1
Hialeahgardens, Dade	1
Hiram, Leon	1
Westlake Village, Unknown	1
White Plains, Broward	1
Whites Creek, Leon	1
Windermere, Volusia	1
Wtixrat, Dade	1
Watersound, Bay	1
Unk, Duval	1
Ventura, Orange	1
University Of Central Florida, Lee	1
Trenton, Dixie	1
Unknown, Unknown	1
Toms River, Lee	1
Tourist, Dade	1
Seffener, Hillsborough	1
Seminole, Lee	1
Saint Petersburg, Charlotte	1
Puerto Rico, Unknown	1
Punta Gorda, Unknown	1
Randolph, Orange	1
Rivera Beach, Palm Beach	1
Saint Augustine, Flagler	1
Sunrise, Dade	1
Tallahassee, Madison	1
Stratford, Broward	1
Pembroke Pines, Orange	1
Pensacola, Sumter	1
Paducah, Manatee	1
Palm Coast, Unknown	1
Perth Amboy, Hillsborough	1
Port Orange, Brevard	1
Powell, Lee	1
Newberry, Levy	1
North Laud, Unknown	1
Ocala, Citrus	1
Ocoee, Unknown	1
Odessa, Dade	1
Olds, Manatee	1
Orlando, Jackson	1
Orlando, Lee	1
Syracuse, Polk	1



# COVID-19: characteristics of 1,995,548 Florida resident cases

Data through Mar 25, 2021 verified as of Mar 26, 2021 at 09:25 AM

Data in this report are provisional and subject to change.

The table below includes the cities and counties of residence for cases in Florida residents based on the patient's ZIP Code. Note that city is not always received as part of the initial notification and may be missing while the case is being investigated.

City and county	Cases
Tallahassee, Dade	1
Tamarac, Dade	1
Tampa, Unknown	1
Tavares, Orange	1
Tequesta, Martin	1
Topsham, Manatee	1
Town Of Nocatee, St. Johns	1
Troy, Manatee	1
Unkn, Duval	1
Waipahu, Santa Rosa	1
Ward, Polk	1
Wellborn, Columbia	1
Sunbright, Palm Beach	1
Winter Garden, Duval	1
Woodbine, Nassau	1
West Apm Beach, Palm Beach	1
West Yarmouth, St. Lucie	1
Venetian Islands, Dade	1
Yulee, St. Johns	1
Zephyrhills, Hillsborough	1
Prattville, Hillsborough	1
Prestonsburg, Bay	1
Quincy, Jackson	1
Rapid City, Broward	1
Russellville, Bay	1
Sagamore Beach, Charlotte	1
Saint Augustine, Broward	1
Saint Cloud, Palm Beach	1
Petersburg, Manatee	1
Piasa, Putnam	1
Saint Joseph, Volusia	1
San Antonio, Orange	1
Sanford, Unknown	1
Seminole, Leon	1
Suitland, Volusia	1
Shalimar, Unknown	1
Shirley, Flagler	1
Oldsmar, Hillsborough	1
Olean, Alachua	1
North Palm Beach, Orange	1
Northport, Sarasota	1
Oakland, Lee	1
Missing, Levy	1
Myakka City, Sarasota	1
New Middletown, Hillsborough	1
New Port Richey, Pinellas	1
New Port Richey, Unknown	1
Newberry, Marion	1
Newtown, Lake	1
Orlo Vista, Orange	1
Other, Dade	1
Palm Beach Gardens, Unknown	1
Palmetto Bay, Palm Beach	1
Palmetto, Pasco	1
Parma, Manatee	1
Pass-A-Grille Beach, Pinellas	1
Matawan, Palm Beach	1
Mckinney, Broward	1
Miamc, Dade	1

# COVID-19: characteristics of 1,995,548 Florida resident cases

Data through Mar 25, 2021 verified as of Mar 26, 2021 at 09:25 AM

Data in this report are provisional and subject to change.

The table below includes the cities and counties of residence for cases in Florida residents based on the patient's ZIP Code. Note that city is not always received as part of the initial notification and may be missing while the case is being investigated.

City and county	Cases
Milford, Lee	1
Missing, Okeechobee	1
Monroe Township, Palm Beach	1
Monroe, Lee	1
Moore Haven, Okeechobee	1
Morrisville, Unknown	1
Lake Butler, Alachua	1
Kingsland, Nassau	1
Knoxville, Bay	1
Ldhl, Broward	1
Las Vegas, Palm Beach	1
Longwood, Volusia	1
Lincoln, St. Lucie	1
Little Neck, Lee	1
Jupiter, St. Lucie	1
Kenilworth, Leon	1
Key West, Duval	1
Keys West, Unknown	1
Jacksonville, Orange	1
Jefferson, Dade	1
Jonesboro, Leon	1
Intrcsion Cty, Osceola	1
Inverness, Marion	1
Inwood, Broward	1
Irvine, Marion	1
Istachatta, Hernando	1
Homeless, Monroe	1
Homeless, Pinellas	1
Howell, Dade	1
Hudson, Hernando	1
Hoclywsod, Dade	1
Holiday, Pinellas	1
Hernando, Marion	1
Hialeah, Collier	1
Indian Rocks Beach, Duval	1
Indiantown, Palm Beach	1
Inglewood, Sarasota	1
Dallas, Hernando	1
Dearborn, Broward	1
Deer Park, Dade	1
Carmel, Orange	1
Cedar Springs, Hernando	1
Caracas, Dade	1
Coconut Ck, Unknown	1
Chicago, Unknown	1
Brooklyn, Dade	1
Brooklyn, Lee	1
Bonnie, Broward	1
Boston, Broward	1
Bel Air, Collier	1
Apopka, Clay	1
Asheville, Highlands	1
Astoria, Broward	1
Atmore, Escambia	1
Bartow, Hardee	1
O, Manatee	1
Acworth, Okaloosa	1
Alachua, Duval	1
Alpharetta, Broward	1

# COVID-19: characteristics of 1,995,548 Florida resident cases

Data through Mar 25, 2021 verified as of Mar 26, 2021 at 09:25 AM

Data in this report are provisional and subject to change.

The table below includes the cities and counties of residence for cases in Florida residents based on the patient's ZIP Code. Note that city is not always received as part of the initial notification and may be missing while the case is being investigated.

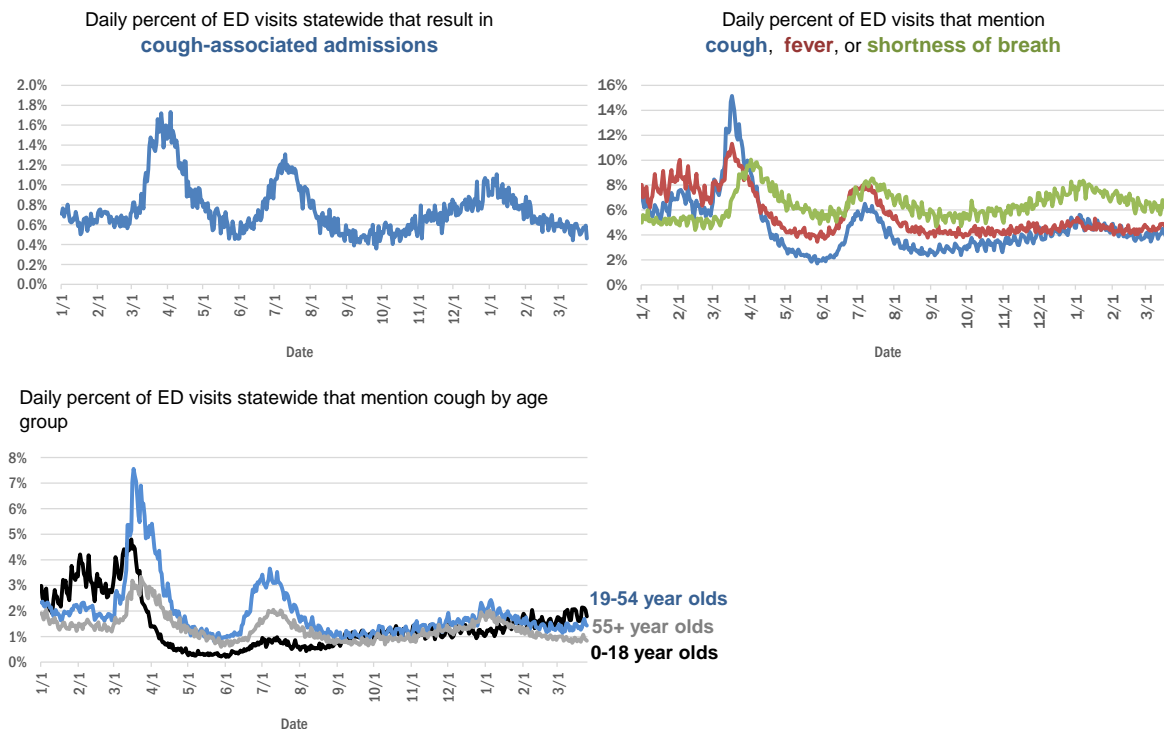
City and county	Cases
Downingtown, Broward	1
Downingtown, Hillsborough	1
Dpo, Santa Rosa	1
Dunedin, Unknown	1
Deerfield, Dade	1
Deland, Seminole	1
Dayton, Lake	1
Daytona Beach, Pinellas	1
Erie, Monroe	1
East Palatka, Hillsborough	1
Eastpoint, Leon	1
Deltona, Seminole	1
Fort Lauderdale, Leon	1
Fort Myers, Sarasota	1
Fort Pierce, Palm Beach	1
Fort White, Clay	1
Garden City, Alachua	1
Gaylord, Orange	1
Gotcha, Orange	1
Greensburg, Palm Beach	1
Haines City, Osceola	1
Hallandale, Unknown	1
Helen, Bay	1
<b>Total</b>	<b>1,995,548</b>

# COVID-19: additional surveillance information

Data through Mar 25, 2021 verified as of Mar 26, 2021 at 09:25 AM

Data in this report are provisional and subject to change.

## Statewide emergency department (ED) chief complaint and admission data



The Electronic Surveillance System for the Early Notification of Community-Based Epidemics (ESSENCE-FL) includes chief complaint data from 211 of 211 Florida EDs. Data are transmitted electronically to ESSENCE-FL daily or hourly.

# COVID-19: testing by laboratory

Data through Mar 25, 2021 verified as of Mar 26, 2021 at 09:25 AM

Data in this report are provisional and subject to change.

The numbers in the table below represent the number of Florida and non-Florida residents for whom test results were received by the Department of Health. A person can be tested by more than one laboratory and can have both positive and negative results. **Therefore, the sum of the numbers in each column will be larger than the total number of people tested.**

Reporting lab	Inconclusive	Negative	Positive	Percent positive	Total
CURATIVE LABS	14,951	1,609,498	245,535	13%	1,869,984
LABORATORY CORPORATION OF AMERICA	2,560	1,625,626	221,136	12%	1,849,322
QUEST DIAGNOSTICS	11,890	1,375,920	202,196	13%	1,590,006
BIO REFERENCE LABORATORIES, INC	7,567	941,421	180,801	16%	1,129,789
HELIX	9,059	660,636	115,160	15%	784,855
REALTOX LABS LLC	6,562	600,944	98,696	14%	706,202
NOMI_HEALTH	2,946	465,927	64,090	12%	532,963
RCA LABORATORY SERVICES, LLC/GENETWORX		423,671	45,724	10%	469,395
GENETWORX	661	390,596	32,980	8%	424,237
CDR MAGUIRE - HEALTH CARE CENTER		338,623	51,554	13%	390,177
PALM BEACH BALLPARK		254,219	26,044	9%	280,263
PWNHEALTH	1,659	229,234	30,429	12%	261,322
IMPACT HEALTH BIOMETRIC TESTING, INC	1,042	222,733	26,463	11%	250,238
EAST FLORIDA STATE COLLEGE - BREVARD		212,886	26,986	11%	239,872
BPHL-JACKSONVILLE	18	189,934	32,753	15%	222,705
NOMI HEALTH LAB SERVICES		172,673	19,932	10%	192,605
ADVENTHEALTH LAB	99	168,212	21,567	11%	189,878
FULGENT DIAGNOSTICS LABORATORY	3,482	159,752	17,964	10%	181,198
MAKO GENOMICS	7,857	141,212	25,809	15%	174,878
BPHL-MIAMI	225	148,274	24,735	14%	173,234
CB SMITH PARK		150,114	18,792	11%	168,906
MAYO CLINIC LABORATORIES	336	139,842	17,525	11%	157,703
ELABNETWORK	1,059	138,553	11,847	8%	151,459
BAYCARE LABORATORIES LLC	607	135,765	11,701	8%	148,073
MEMORIAL REGIONAL HOSPITAL SOUTH	28	117,289	23,834	17%	141,151
ASCENSION SACRED HEART HOSPITAL - PENSACOLA	2	116,088	17,955	13%	134,045
ORLANDO HEALTH SYSTEM	683	120,450	12,305	9%	133,438
NORTHWEST LABORATORY	247	121,085	6,475	5%	127,807
BIOCOLLECTIONS WORLDWIDE, INC	738	111,797	13,568	11%	126,103
AEGIS SCIENCES CORPORATION	1,031	105,557	17,405	14%	123,993
ADVENT HEALTH LAB	112	101,258	13,955	12%	115,325
MEDICAL DIAGNOSTIC LABORATORIES	976	98,593	14,220	12%	113,789
AKESOGEN		94,382	18,198	16%	112,580
TESTING MATTERS INC	818	94,108	16,662	15%	111,588
BPHL-TAMPA (SPECTRUM BLVD)	45	91,338	16,816	16%	108,199
UF HEALTH MEDICAL LAB	33	98,417	9,248	9%	107,698
TAMPA GENERAL HOSPITAL	4	94,009	8,992	9%	103,005
DIATHERIX LABORATORIES (VRL EUROFINs)	1	85,441	12,645	13%	98,087
KORVALABS, INC	1,285	91,597	4,706	5%	97,588
BAPTIST HEALTH SOUTH FLORIDA	367	79,897	12,152	13%	92,416
SUNPATH MEDICAL DIAGNOSTICS LABORATORY	829	78,469	12,075	13%	91,373
ASCENSION ST VINCENT'S - RIVERSIDE	1	72,433	10,158	12%	82,592
SOUTH MIAMI HOSPITAL LAB	446	66,620	9,496	12%	76,562
JACKSON MEMORIAL HOSPITAL CLINICAL LAB	79	64,562	11,621	15%	76,262
LAKELAND REGIONAL MEDICAL CENTER	129	67,332	8,785	12%	76,246
UF HEALTH SHANDS HOSPITAL	495	62,439	4,549	7%	67,483

# COVID-19: testing by laboratory

Data through Mar 25, 2021 verified as of Mar 26, 2021 at 09:25 AM

Data in this report are provisional and subject to change.

The numbers in the table below represent the number of Florida and non-Florida residents for whom test results were received by the Department of Health. A person can be tested by more than one laboratory and can have both positive and negative results. **Therefore, the sum of the numbers in each column will be larger than the total number of people tested.**

Reporting lab	Inconclusive	Negative	Positive	Percent positive	Total
AMERICAN HEALTH ASSOCIATES	9	61,077	5,219	8%	66,305
INGENIOUS PERSONALIZED MEDICINE	212	54,926	11,103	17%	66,241
AIT LABORATORIES		53,491	6,539	11%	60,030
APPLIED INGENUITY DIAGNOSTICS LLC		54,637	2,514	4%	57,151
BAPTIST HEALTH - JACKSONVILLE	4	50,246	4,002	7%	54,252
ARUP LABORATORIES	16	50,090	2,925	6%	53,031
GENESIS REFERENCE LABORATORIES		47,681	5,205	10%	52,886
MINUTECLINIC LLC		44,355	7,510	14%	51,865
TALLAHASSEE MEMORIAL HOSPITAL	240	44,817	5,519	11%	50,576
SARASOTA MEMORIAL HOSPITAL MAIN LAB	12	44,390	3,804	8%	48,206
ADVENTIST HEALTH SYSTEMS SUNBELT INC DBA		42,657	5,145	11%	47,802
BROWARD GENERAL MEDICAL CENTER-CLINICAL LAB	2	42,053	4,590	10%	46,645
VIRACOR EUROFINS		35,823	9,842	22%	45,665
NICKLAUS CHILDREN'S HOSPITAL	71	40,218	5,273	12%	45,562
FLORIDA HOSPITAL - TAMPA	37	41,302	3,366	8%	44,705
MILLENNIUM PHYSICIAN GROUP	17	35,495	6,870	16%	42,382
DWIC OF TAMPA BAY INC		36,899	4,640	11%	41,539
LEE HEALTH - CAPE CORAL HOSPITAL	3	35,017	5,686	14%	40,706
UNIVERSITY OF MIAMI HOSPITAL	141	36,763	3,728	9%	40,632
MEDFAST URGENT CARE CENTERS, LLC	20	33,868	5,078	13%	38,966
UF HEALTH JACKSONVILLE	54	34,853	4,040	10%	38,947
ECCO LAB GROUP CO	529	32,504	4,664	12%	37,697
ORANGE COUNTY CONVENTION CENTER		33,330	3,703	10%	37,033
MIAMI DADE COUNTY		32,091	3,527	10%	35,618
WALGREENS	35	29,712	5,488	16%	35,235
NORTH FLORIDA REGIONAL MEDICAL CENTER		30,071	3,492	10%	33,563
MOUNT SINAI MEDICAL CENTER	10	30,266	3,236	10%	33,512
INTEGRATED REGIONAL LABORATORIES LLP	10	29,126	4,210	13%	33,346
ST JOSEPHS HOSPITAL LABORATORY	23	28,742	3,652	11%	32,417
BRANDON REGIONAL HOSPITAL		28,661	3,717	11%	32,378
JUPITER MEDICAL CENTER LAB	82	28,634	2,787	9%	31,503
STS LAB 2 LLC	6	29,704	1,570	5%	31,280
GENESIS MEDICAL LABORATORY	414	25,215	4,578	15%	30,207
NIGHT LITE PEDIATRIC CENTER LLC		26,879	2,898	10%	29,777
JFK MEDICAL CENTER LAB	1	25,981	3,324	11%	29,306
PALMETTO GENERAL HOSPITAL LAB	3	24,053	4,750	16%	28,806
WATSON CLINIC LLP		22,930	5,268	19%	28,198
HOLY CROSS HOSPITAL CLINICAL LAB	1	25,673	2,411	9%	28,085
AMELIA EARHART		23,667	3,642	13%	27,309
MALABAR MEDICAL WALK IN CLINIC	1	22,003	4,492	17%	26,496
AVENTUS BIO LABS	16	22,961	3,279	12%	26,256
HEALTHLINK DIAGNOSTIC LABORATORIES	293	23,354	2,395	9%	26,042
INFINITY BIOLOGIX LLC (GINKO BIOWORKS)	100	24,415	1,130	4%	25,645
ACCESS DX LABORATORY	224	22,605	2,097	8%	24,926

# COVID-19: testing by laboratory

Data through Mar 25, 2021 verified as of Mar 26, 2021 at 09:25 AM

Data in this report are provisional and subject to change.

The numbers in the table below represent the number of Florida and non-Florida residents for whom test results were received by the Department of Health. A person can be tested by more than one laboratory and can have both positive and negative results. **Therefore, the sum of the numbers in each column will be larger than the total number of people tested.**

Reporting lab	Inconclusive	Negative	Positive	Percent positive	Total
MORTON PLANT HOSPITAL-ADLER INSTITUTE	26	21,288	2,562	11%	23,876
PANCARE OF FLORIDA INC		20,695	2,505	11%	23,200
LAB DIAGNOSTICS LLC	393	17,126	5,339	23%	22,858
CLEVELAND CLINIC HOSPITAL LAB	4	20,234	2,394	11%	22,632
DRS CLACK SPENCER WHITE & MCCORMACK PA D/B/A		20,520	2,046	9%	22,566
STATLAB_MOBILE	1	20,369	2,057	9%	22,427
SAINT MARY'S MEDICAL CENTER	25	20,043	2,268	10%	22,336
CLEVELAND CLINIC TRADITION HOSPITAL		20,678	1,538	7%	22,216
UNITED CLINICAL LABORATORY LLC	3	19,306	2,528	12%	21,837
NAPLES COMMUNITY HOSPITAL	72	19,695	2,038	9%	21,805
PATIENTS FIRST LAKE ELLA MEDICAL CENTER PA		17,794	3,277	16%	21,071
ADVENT HEALTH - DAYTONA BEACH	32	18,890	1,711	8%	20,633
BAYFRONT HEALTH - ST PETERSBURG	17	17,991	2,478	12%	20,486
EXACT SCIENCES LABORATORIES		18,177	2,307	11%	20,484
OSCEOLA REGIONAL MEDICAL CENTER	1	17,031	2,365	12%	19,397
LEESBURG REGIONAL MEDICAL CENTER		16,675	2,277	12%	18,952
HOMESTEAD HOSPITAL CLINICAL LABORATORY	27	15,402	3,274	18%	18,703
CLARITY LAB SOLUTIONS	97	16,159	1,953	11%	18,209
MEMORIAL HOSPITAL JACKSONVILLE	8	15,407	2,772	15%	18,187
NORTHWEST MEDICAL CENTER	1	15,675	2,173	12%	17,849
HEALTH CENTER AT SINAI RESIDENCES		16,930	506	3%	17,436
ORANGE PARK MEDICAL CENTER	9	14,618	2,682	15%	17,309
MIAMI BEACH CONVENTION CENTER		16,228	1,038	6%	17,266
INDIAN RIVER PATHOLOGY LLC		15,924	1,279	7%	17,203
BIOCERNA LABS	461	14,582	2,112	12%	17,155
BETHESDA HOSPITAL EAST		15,311	1,539	9%	16,850
OAK HILL HOSPITAL		14,908	1,842	11%	16,750
DELRAY MEDICAL CENTER LAB	3	15,003	1,689	10%	16,695
ACCESS MEDICAL LABORATORIES	4	8,614	8,073	48%	16,691
VISTA CLINICAL DIAGNOSTICS	488	14,257	1,817	11%	16,562
LAWNWOOD REGIONAL MEDICAL CENTER	1	14,122	2,242	14%	16,365
WELLINGTON REGIONAL MED CTR LAB	6	14,468	1,797	11%	16,271
MEMORIAL REGIONAL HOSPITAL CLINICAL LABORATORY	10	15,153	1,020	6%	16,183
WEST KENDALL BAPTIST HOSPITAL	13	13,122	3,001	19%	16,136
FULGENT DIAGNOSTICS	171	14,819	986	6%	15,976
THE HEALTHCARE DISTRICT OF PALM BEACH COUNTY	51	13,698	1,966	13%	15,715
BAPTIST HEALTH - SOUTH		14,477	1,219	8%	15,696
LARGO MEDICAL CENTER		13,776	1,657	11%	15,433
ADVENTHEALTH CENTRA CARE LAKE BUENA VISTA		13,597	1,772	12%	15,369
WINTER HAVEN HOSPITAL CLINICAL LABORATORY	4	13,032	2,309	15%	15,345
BAPTIST HEALTHCARE - BAPTIST HOSPITAL	5	12,036	3,196	21%	15,237
UHEALTH CORAL GABLES/LENNAR MED CTR	43	14,020	964	6%	15,027
LEE HEALTH - LEE MEMORIAL HOSPITAL		11,394	3,631	24%	15,025
MOLECULAR INFECTIOUS DISEASES	529	13,828	530	4%	14,887

# COVID-19: testing by laboratory

Data through Mar 25, 2021 verified as of Mar 26, 2021 at 09:25 AM

Data in this report are provisional and subject to change.

The numbers in the table below represent the number of Florida and non-Florida residents for whom test results were received by the Department of Health. A person can be tested by more than one laboratory and can have both positive and negative results. **Therefore, the sum of the numbers in each column will be larger than the total number of people tested.**

Reporting lab	Inconclusive	Negative	Positive	Percent positive	Total
PRIVA PATH LABS	78	13,855	951	6%	14,884
NEMOURS CHILDRENS HOSPITAL	1	13,818	830	6%	14,649
WEST FLORIDA HOSPITAL LAB	1	11,603	3,040	21%	14,644
NONA SCIENTIFIC	5	11,492	3,139	21%	14,636
MEDRITE MEDICAL CARE, PC	6,839	7,079	668	5%	14,586
MEDICAL CENTER OF TRINITY CLINICAL LABORATORY	2	13,098	1,485	10%	14,585
CARDIOPATH	84	12,630	1,856	13%	14,570
PALMS WEST HOSPITAL LAB	2	12,563	1,971	14%	14,536
INDIAN RIVER MEDICAL CENTER LAB		13,669	852	6%	14,521
WESTSIDE REGIONAL MED CTR	2	12,016	2,060	15%	14,078
GOOD SAMARITAN MEDICAL CENTER LAB	2	12,258	1,793	13%	14,053
SYNERGY DIAGNOSTIC LABORATORY	98	12,252	1,623	12%	13,973
MERCY HOSPITAL A CAMPUS OF PLANTATION GEN HOSP LAB	1	11,807	2,124	15%	13,932
LABS ASAP LLC		12,385	1,279	9%	13,664
REGIONAL MEDICAL CENTER BAYONET POINT	2	12,514	1,066	8%	13,582
THE VILLAGES REGIONAL HOSPITAL		12,090	1,373	10%	13,463
GULF COAST MEDICAL CENTER MICROLAB		10,539	2,826	21%	13,365
NATIONWIDE LABORATORY SERVICES INC	455	11,233	1,557	12%	13,245
AVENTURA HOSPITAL LAB		10,460	2,411	19%	12,871
CORAL GABLES HOSPITAL CLINICAL LABORATORY		10,889	1,950	15%	12,839
ST ANTHONY'S HOSPITAL LAB	30	11,222	1,563	12%	12,815
CAPITAL REGIONAL MEDICAL CTR		10,268	2,393	19%	12,661
BLAKE MEDICAL CENTER		11,036	1,516	12%	12,552
BAPTIST HEALTH SOUTH FLORIDA - WEST KENDALL URGENT CARE		10,497	2,032	16%	12,529
HALIFAX MEDICAL CENTER LAB	37	10,647	1,821	15%	12,505
WEST BOCA MEDICAL CENTER LAB		11,553	921	7%	12,474
MANATEE MEMORIAL HOSPITAL		11,237	1,048	9%	12,285
LEE HEALTH - HEALTH PARK MEDICAL CENTER		10,296	1,921	16%	12,217
PRECISION HEALTH RESOURCES LLC		11,431	767	6%	12,198
LAKE CITY HM		11,147	988	8%	12,135
GENOVA DIAGNOSTICS LABORATORY	66	10,975	1,077	9%	12,118
FLORIDA LABORATORY ANALYSIS		10,562	1,492	12%	12,054
BINAXNOW	9	9,175	2,869	24%	12,053
ST JOSEPHS HOSPITAL	18	10,324	1,665	14%	12,007
PALM BEACH GARDENS MEDICAL CTR LAB		10,826	1,171	10%	11,997
PWN HEALTH	17	9,846	2,074	17%	11,937
FLORIDA HOSPITAL WATERMAN LABORATORY	70	10,997	862	7%	11,929
PATHNOSTICS	41	9,421	2,403	20%	11,865
ST MARKS HOSPITAL LABORATORY B	78	10,627	1,002	9%	11,707
LARKIN COMMUNITY HOSPITAL	10	10,100	1,513	13%	11,623
COAST DIAGNOSTICS LLC	45	10,212	1,241	11%	11,498
FLORIDA HOSPITAL HEARTLAND MED CTR CLINICAL LAB	33	10,013	1,451	13%	11,497
LAKE CITY MEDICAL CENTER		9,162	2,217	19%	11,379
PLANTATION GENERAL HOSPITAL		9,605	1,729	15%	11,334
MEASE COUNTRYSIDE LAB	14	9,902	1,237	11%	11,153
VIKOR SCIENTIFIC	49	9,257	1,818	16%	11,124



# COVID-19: testing by laboratory

Data through Mar 25, 2021 verified as of Mar 26, 2021 at 09:25 AM

Data in this report are provisional and subject to change.

The numbers in the table below represent the number of Florida and non-Florida residents for whom test results were received by the Department of Health. A person can be tested by more than one laboratory and can have both positive and negative results. **Therefore, the sum of the numbers in each column will be larger than the total number of people tested.**

Reporting lab	Inconclusive	Negative	Positive	Percent positive	Total
PHYSICIANS REGIONAL MEDICAL CENTER - PINE RIDGE RD	1	9,887	1,158	10%	11,046
EXPRESS GENE MOLECULAR DIAGNOSTICS LABORATORY		9,473	1,476	13%	10,949
FLORIDA MEDICAL CENTER - A CAMPUS OF NORTH SHORE	2	9,615	1,311	12%	10,928
ADVENT HEALTH - WESLEY CHAPEL	14	9,816	1,013	9%	10,843
CENTRAL FLORIDA REGIONAL HOSPITAL		9,609	1,122	10%	10,731
AMERICAN FAMILY CARE	1	6,303	4,420	41%	10,724
DOCTORS HOSPITAL	7	8,994	1,707	16%	10,708
CernerELR_Advent		9,285	1,351	13%	10,636
NORTHSIDE HOSPITAL AND HEART INSTITUTE		9,478	1,049	10%	10,527
ADVENTHEALTH CENTRA CARE WATERFORD LAKES		8,825	1,688	16%	10,513
LARKIN COMMUNITY HOSPITAL INC DBA CARDIOTROPIC		6,819	3,620	35%	10,439
LEON MEDICAL CENTERS LLC		8,266	2,151	21%	10,417
SARKIS CLINICAL TRIALS	25	9,050	1,280	12%	10,355
CORAL SPRINGS MED CTR		9,328	1,002	10%	10,330
NCF DIAGNOSTICS & DNA TECHNOLOGIES LAB	164	9,628	518	5%	10,310
JOHNS HOPKINS ALL CHILDREN'S HOSPITAL		9,593	666	6%	10,259
FLORIDA HOSPITAL DELAND	10	8,986	1,241	12%	10,237
LABSTAT LLC	12	9,569	455	5%	10,036
HEALTHQUEST ESOTERICS		8,403	1,486	15%	9,889
BAPTIST HEALTH SOUTH FLORIDA - COUNTRY WALK URGENT CARE		8,171	1,716	17%	9,887
SRQ DRIVE THROUGH		8,944	905	9%	9,849
AVECINA MEDICAL	4	6,204	3,603	37%	9,811
WEST PALM HOSPITAL LAB		9,003	758	8%	9,761
P4 CLINICAL, LLC	204	8,588	959	10%	9,751
AVECINA	20	9,006	704	7%	9,730
ADVENTHEALTH CENTRA CARE ST CLOUD	1	8,336	1,322	14%	9,659
PALM BEACH BALL PARK		8,607	1,026	11%	9,633
BOSTON HEART DIAGNOSTICS CORP		8,352	1,202	13%	9,554
MEDARBOR DIAGNOSTICS	1	8,351	1,136	12%	9,488
OCALA REGIONAL MEDICAL CENTER		8,224	1,210	13%	9,434
SYNERGY LABORATORIES	32	8,214	1,132	12%	9,378
BROWARD HEALTH NORTH CLINICAL LABORATORY		8,292	1,049	11%	9,341
NORTH SHORE MEDICAL CENTER		7,699	1,556	17%	9,255
FLORIDA HOSPITAL FLAGLER	29	8,314	853	9%	9,196
FLORIDA HOSPITAL ZEPHYRHILLS	10	8,068	1,003	11%	9,081
LEE HEALTH - GULF COAST MEDICAL CENTER	2	7,317	1,744	19%	9,063
H LEE MOFFITT CANCER CENTER LABORATORY	2	8,805	240	3%	9,047
FLORIDA HOSPITAL OF CARROLLWOOD	23	7,728	1,246	14%	8,997
CERNERELR_BAYCARE	43	8,320	616	7%	8,979
INFORM DIAGNOSTICS, INC		8,470	506	6%	8,976
SANTA ROSA MEDICAL CENTER	2	7,290	1,463	17%	8,755
GENE BY GENE, GENOMICS RESEARCH CENTER LAB	44	8,023	554	6%	8,621
BAPTIST HEALTH - BEACHES		7,951	652	8%	8,603
CLEVELAND CLINIC MARTIN SOUTH HOSPITAL	1	7,558	916	11%	8,475
SOUTH BAY HOSPITAL CLINICAL LAB	1	7,568	893	11%	8,462
BAPTIST HEALTH SOUTH FLORIDA - MIAMI LAKES URGENT CARE		6,665	1,795	21%	8,460

# COVID-19: testing by laboratory

Data through Mar 25, 2021 verified as of Mar 26, 2021 at 09:25 AM

Data in this report are provisional and subject to change.

The numbers in the table below represent the number of Florida and non-Florida residents for whom test results were received by the Department of Health. A person can be tested by more than one laboratory and can have both positive and negative results. **Therefore, the sum of the numbers in each column will be larger than the total number of people tested.**

Reporting lab	Inconclusive	Negative	Positive	Percent positive	Total
ANNE BATES LEACH EYE HOSPITAL/ ABLEH MICROBIOLOGY LABORATORY	9	8,257	118	1%	8,384
MEMORIAL HOSPITAL WEST LABORATORY SERVICES	14	7,558	754	9%	8,326
BAYCARE COMMUNITY HEALTH		8,126	195	2%	8,321
AVECINA MEDICAL OAKLEAF	3	6,977	1,330	16%	8,310
POINCIANA MEDICAL CENTER		6,506	1,759	21%	8,265
ADVENTHEALTH CENTRA CARE CLERMONT		7,144	1,118	14%	8,262
ADVENTHEALTH CENTRA CARE UNIVERSITY	1	7,308	931	11%	8,240
CERNERELR_BAPTISTMIAMI	31	7,313	862	11%	8,206
CLEVELAND CLINIC MARTIN NORTH HOSPITAL		7,263	911	11%	8,174
MEMORIAL HOSPITAL MICRO		7,574	537	7%	8,111
ISPM LABS, LLC DBA CAPSTONE DIAGNOSTICS, LLC		7,615	393	5%	8,008
ADVENTHEALTH CENTRA CARE WINTER PARK		7,184	812	10%	7,996
WEST MARION COMMUNITY HOSPITAL LAB		6,666	1,320	17%	7,986
ADVENTHEALTH CENTRA CARE WINTER GARDEN	1	7,091	893	11%	7,985
ST LUCIE MEDICAL CENTER		6,418	1,496	19%	7,914
NCH DOWNTOWN NAPLES HOSPITAL	15	7,162	662	8%	7,839
INDIAN RIVER MEDICAL CENTER		6,864	953	12%	7,817
KD MEDICAL CHOICE LLC	5	7,005	728	9%	7,738
FLORIDA HOSPITAL Ocala		6,758	951	12%	7,709
LAKEWOOD RANCH MEDICAL CENTER		7,102	601	8%	7,703
FLORIDA HOSPITAL FISH MEMORIAL	19	6,488	1,133	15%	7,640
ADVENTHEALTH CENTRA CARE LAKELAND	1	6,633	1,001	13%	7,635
MORTON PLANT-MEASE	5	6,856	723	10%	7,584
NCH NORTH NAPLES HOSPITAL LAB	15	6,733	830	11%	7,578
ARCPPOINT LABS OF FORT MYERS	4	6,638	910	12%	7,552
ATLANTIS URGENT CARE	12	5,766	1,651	22%	7,429
ADVENTHEALTH CENTRA CARE LEE ROAD		6,611	760	10%	7,371
BAPTIST HEALTH SOUTH FLORIDA - WESTCHESTER URGENT CARE		6,040	1,301	18%	7,341
ADVENTHEALTH CENTRA CARE DR PHILLIPS		6,556	684	9%	7,240
NCH NORTH NAPLES HOSPITAL	8	6,426	722	10%	7,156
ADVENTHEALTH CENTRA CARE HUNTERS CREEK	3	6,176	942	13%	7,121
HIALEAH HOSPITAL	4	5,550	1,562	22%	7,116
BAYFRONT HEALTH - PORT CHARLOTTE		6,491	539	8%	7,030
ADVENTHEALTH CENTRA CARE SANFORD		6,155	820	12%	6,975
BAPTIST HEALTH SOUTH FLORIDA - DORAL URGENT CARE		5,608	1,358	19%	6,966
OVIEDO MEDICAL CENTER		6,170	704	10%	6,874
AVERO DIAGNOSTICS - IRVING	11	6,379	471	7%	6,861
LUMINUS DIAGNOSTICS		6,277	556	8%	6,833
FAU		6,333	490	7%	6,823
ADVENTHEALTH CENTRA CARE LAKE MARY	2	5,941	878	13%	6,821
HOLIDAY CVS LLC		6,457	353	5%	6,810
QDX PATHOLOGY SERVICES	2	6,408	397	6%	6,807
BAPTIST HEALTH - NASSAU		6,410	356	5%	6,766
ADVENTHEALTH CENTRA CARE APOPKA	1	5,796	960	14%	6,757
ADVENTHEALTH CENTRA CARE MOUNT DORA		5,703	1,052	16%	6,755
LEE DAVIS COMMUNITY RESOURCE CENTER		5,846	888	13%	6,734

# COVID-19: testing by laboratory

Data through Mar 25, 2021 verified as of Mar 26, 2021 at 09:25 AM

Data in this report are provisional and subject to change.

The numbers in the table below represent the number of Florida and non-Florida residents for whom test results were received by the Department of Health. A person can be tested by more than one laboratory and can have both positive and negative results. **Therefore, the sum of the numbers in each column will be larger than the total number of people tested.**

Reporting lab	Inconclusive	Negative	Positive	Percent positive	Total
MEDEXPRESS URGENT CARE	2	4,621	2,110	31%	6,733
ADVENTHEALTH CENTRA CARE KISSIMMEE		5,985	650	10%	6,635
MEDEXPRESS URGENT CARE OF BOYNTON BEACH LLC		6,121	514	8%	6,635
IMPERIAL POINT MEDICAL CENTER		6,053	568	9%	6,621
UNKNOWN	3	3,445	3,161	48%	6,609
VISTA CLINICAL	8	3,880	2,712	41%	6,600
COMMUNITY HEALTH CENTERS OF PINELLAS INC		5,244	1,340	20%	6,584
ADVENTIST HEALTH SYSTEMS, SUNBELT INC		5,697	839	13%	6,536
ST PETERSBURG GENERAL HOSPITAL		5,500	966	15%	6,466
ST JOSEPHS NORTH HOSPITAL LAB	7	5,473	913	14%	6,393
SOLARIS DIAGNOSTICS	10	5,795	578	9%	6,383
SUNCOAST PATHOLOGY ASSOCIATES		5,811	546	9%	6,357
EMERALD COAST URGENT CARE		4,891	1,463	23%	6,354
EMPIRE CITY LABORATORIES INC	78	5,364	875	14%	6,317
EGLIN AIR FORCE BASE	14	4,630	1,633	26%	6,277
FORT WALTON BEACH MEDICAL CENTER		5,365	898	14%	6,263
ADVENTHEALTH CENTRA CARE ALTAMONTE		5,461	767	12%	6,228
CLINICAL REFERENCE LABORATORY	2	5,907	309	5%	6,218
LEE HEALTH CONVENIENT CARE - PAGE FIELD		5,497	703	11%	6,200
DYNIX DIAGNOSTIX		5,606	565	9%	6,171
MEDEXPRESS URGENT CARE HUDSON		5,302	828	14%	6,130
FLORIDA HOSPITAL NORTH PINELLAS	11	5,505	487	8%	6,003
ACUTIS DIAGNOSTICS	25	4,913	1,047	17%	5,985
PARAMOUNT URGENT CARE	2	2,985	2,933	50%	5,920
BAYFRONT HEALTH - VENICE REGIONAL MEDICAL	1	5,374	537	9%	5,912
NORTHWEST FLORIDA COMMUNITY HOSPITAL	44	4,420	1,429	24%	5,893
BAPTIST HEALTH SOUTH FLORIDA - PEMBROKE PINES URGENT CARE		4,902	987	17%	5,889
ADVENTHEALTH CENTRA CARE AZALEA PARK		5,051	823	14%	5,874
ADVENTHEALTH EXPRESS CARE		4,842	1,030	18%	5,872
MICROGEN DX	4	5,150	704	12%	5,858
AHCC WESLEY CHAPEL		5,225	632	11%	5,857
URGENT CARE OF THE PALM BEACHES		4,825	925	16%	5,750
ADVENTHEALTH CENTRA CARE OVIEDO		4,917	825	14%	5,742
ANGEL KIDS PEDIATRICS		5,389	316	6%	5,705
SOUTH FLORIDA BAPTIST HOSPITAL MICRO	4	4,689	930	17%	5,623
PRO CLINIC		4,538	1,076	19%	5,614
PUTNAM COMMUNITY MEDICAL CENTER		4,892	698	12%	5,590
ADVENT HEALTH - HEART OF FLORIDA ER	1	4,821	745	13%	5,567
DOCTORS URGENT CARE LLC	1	4,536	1,028	18%	5,565
MINUTECLINIC		4,744	791	14%	5,535
SUNRISE MEDICAL LABORATORIES	2	5,142	385	7%	5,529
COASTAL MED URGENT CARE		3,995	1,505	27%	5,500
TROPICANA FIELD - LOT 2 □	19	4,935	491	9%	5,445
MINUTECLINIC LLC #3703		4,470	969	18%	5,439
ADVENTHEALTH CENTRA CARE LONGWOOD		4,734	654	12%	5,388
MEDICAL DNA LABS LLC	3	4,861	472	9%	5,336

# COVID-19: testing by laboratory

Data through Mar 25, 2021 verified as of Mar 26, 2021 at 09:25 AM

Data in this report are provisional and subject to change.

The numbers in the table below represent the number of Florida and non-Florida residents for whom test results were received by the Department of Health. A person can be tested by more than one laboratory and can have both positive and negative results. **Therefore, the sum of the numbers in each column will be larger than the total number of people tested.**

Reporting lab	Inconclusive	Negative	Positive	Percent positive	Total
ADVENTHEALTH CENTRA CARE SOUTH ORANGE		4,556	743	14%	5,299
FLORIDA FAMILY LABORATORY, INC DBA	43	4,816	427	8%	5,286
ADVENTHEALTH CENTRA CARE ORANGE LAKE		4,678	608	12%	5,286
HEALTH FIRST ADVENTHEALTH CENTRA CARE - TITUSVILLE		4,467	800	15%	5,267
MARTIN HOSPITAL SOUTH LAB		4,966	290	6%	5,256
ESCAMBIA COMMUNITY CLINICS INC	8	3,964	1,273	24%	5,245
BAPTIST HEALTH SOUTH FLORIDA - CORAL SPRINGS URGENT CARE		4,488	738	14%	5,226
LABORATORY OF FLORIDA LLC	41	4,761	418	8%	5,220
UNIVERSITY HOSPITAL AND MEDICAL CENTER		3,982	1,236	24%	5,218
MINUTECLINIC LLC		4,448	748	14%	5,196
ADVENTHEALTH CENTRA CARE PORT ORANGE		4,361	821	16%	5,182
DOCTORS URGENT CARE OF LUTZ LLC	1	4,164	996	19%	5,161
URGENT CARE CURE	2	4,426	723	14%	5,151
BAPTIST HEALTH - NORTH		4,056	1,084	21%	5,140
MEDEXPRESS URGENT CARE - ROYAL PALM BEACH		4,598	540	11%	5,138
FLORIDA COMMUNITY HEALTH CENTER		4,065	1,069	21%	5,134
MINUTECLINIC LLC #1067		4,431	682	13%	5,113
TRINITY SPRINGS		4,372	729	14%	5,101
PALMS OF PASADENA HOSPITAL		4,549	544	11%	5,093
MEDEXPRESS URGENT CARE - ESTERO		4,562	516	10%	5,078
ADVENTHEALTH CENTRA CARE SAND LAKE		4,544	533	10%	5,077
MEDCOMP SCIENCES LLC	114	2,990	1,951	39%	5,055
ADVENTHEALTH CENTRA CARE LEESBURG		4,090	911	18%	5,001
THE CENTER FOR URGENT CARE	3	4,170	817	16%	4,990
MEDEXPRESS URGENT CARE - GOLDEN GATE		4,412	564	11%	4,976
BAPTIST HEALTH SOUTH FLORIDA - KENDALE LAKES URGENT CARE		4,005	961	19%	4,966
WESTCHESTER HOSPITAL	23	4,031	912	18%	4,966
BAPTIST HEALTH SOUTH FLORIDA - TAMiami TRAIL URGENT CARE		4,006	955	19%	4,961
DOCTORS HOSPITAL OF SARASOTA CLINICAL LABORATORY		4,325	626	13%	4,951
MINUTECLINIC LLC #8396		4,217	722	15%	4,939
HEALTH FIRST ADVENTHEALTH CENTRA CARE GATEWAY	1	4,436	496	10%	4,933
MEDEXPRESS URGENT CARE PALM BEACH GARDENS		4,457	429	9%	4,886
TALLAHASSEE PRIMARY CARE ASSOCIATES		4,276	585	12%	4,861
PEDIATRIC HEALTH CARE ALLIANCE PA		4,429	401	8%	4,830
RAULERSON HOSPITAL		3,991	803	17%	4,794
BAPTIST HEALTH SOUTH FLORIDA - CORAL GABLES (UNIVERSITY) URGENT CARE		4,069	649	14%	4,718
BAPTIST HEALTH SOUTH FLORIDA - PINECREST URGENT CARE		4,024	651	14%	4,675
SPORTS DRUG TESTING LABORATORY	78	4,439	134	3%	4,651
BAPTIST HEALTH SOUTH FLORIDA - CORAL GABLES URGENT CARE		3,860	780	17%	4,640
HOLMES REG MED CENTER CLINICAL LAB		4,069	569	12%	4,638
NIGHT LITE PEDIATRICS	4	3,343	1,255	27%	4,602
PREMIER MEDICAL	2	4,492	94	2%	4,588
ALTRU DIAGNOSTICS INC	2	4,412	169	4%	4,583
WELLINGTON REGIONAL MEDICAL CENTER		4,211	365	8%	4,576
PARAMOUNT URGENT CARE - WINDERMERE	2	2,999	1,568	34%	4,569
MEASE DUNEDIN HOSPITAL	5	4,069	470	10%	4,544

# COVID-19: testing by laboratory

Data through Mar 25, 2021 verified as of Mar 26, 2021 at 09:25 AM

Data in this report are provisional and subject to change.

The numbers in the table below represent the number of Florida and non-Florida residents for whom test results were received by the Department of Health. A person can be tested by more than one laboratory and can have both positive and negative results. **Therefore, the sum of the numbers in each column will be larger than the total number of people tested.**

Reporting lab	Inconclusive	Negative	Positive	Percent positive	Total
MEDEXPRESS URGENT CARE - LAKE LAND		3,980	540	12%	4,520
BAYFRONT HEALTH - SEVEN RIVERS		4,119	389	9%	4,508
MOFFITT CANCER CENTER	6	4,398	97	2%	4,501
BAPTIST HEALTH SOUTH FLORIDA - PALMETTO BAY URGENT CARE		3,785	716	16%	4,501
BETHESDA HOSPITAL WEST		3,994	456	10%	4,450
ASCENSION SACRED HEART - EMERALD COAST		3,706	734	17%	4,440
MINUTECLINIC LLC # 0709		3,662	657	15%	4,319
VENTURE MEDICAL OF FLORIDA LLC		3,958	323	8%	4,281
BAYFRONT HEALTH - BROOKSVILLE		3,787	483	11%	4,270
PALMS MEDICAL GROUP	5	2,966	1,295	30%	4,266
PREMIER URGENT CARE OF BREVARD LLC	4	3,711	526	12%	4,241
ADVENTHEALTH PROMPT CARE	2	3,077	1,157	27%	4,236
TWIN CITIES HOSPITAL	1	3,686	512	12%	4,199
MEMORIAL HOSPITAL- MIRAMAR	12	3,851	316	8%	4,179
ADVENTHEALTH CENTRA CARE COLONIAL TOWN	2	3,737	437	10%	4,176
MINUTE CLINIC LLC		3,635	524	13%	4,159
GENESIS DIAGNOSTICS		3,913	244	6%	4,157
BAYA PHARMACY & URGENT CARE		3,057	1,093	26%	4,150
US BIOTEK LABORATORIES	15	3,755	368	9%	4,138
AMELIA URGENT CARE		2,498	1,606	39%	4,104
DESOTO MEMORIAL HOSPITAL	3	3,353	730	18%	4,086
BAYFRONT HEALTH - PUNTA GORDA		3,771	299	7%	4,070
DOCTORS TEST CENTERS		3,604	461	11%	4,065
NIGHT LITE PEDIATRICS URGENT CARE	1	3,417	643	16%	4,061
ENGLEWOOD COMMUNITY HOSPITAL		3,683	357	9%	4,040
ADVENTHEALTH CENTRA CARE		3,545	436	11%	3,981
ACCU REFERENCE MEDICAL LAB	9	3,169	784	20%	3,962
PHARMCO RX	2	3,693	258	7%	3,953
BAYFRONT HEALTH - SPRING HILL		3,589	327	8%	3,916
LAKE SIDE MEDICAL CENTER		3,073	802	21%	3,875
ADVENTIST HEALTH SYSTEMS SUNBELT IN DBA		3,401	435	11%	3,836
MEDEXPRESS URGENT CARE CAPE CORAL		3,295	532	14%	3,827
QUICK CARE MED PL	2	3,114	659	17%	3,775
SIPARADIGM LLC	54	3,427	256	7%	3,737
BAPTIST HEALTH SOUTH FLORIDA - DAVIE URGENT CARE		3,068	655	18%	3,723
MC DIAGNOSTIC OF CONNECTICUT, PC #2220		3,183	511	14%	3,694
MINUTECLINIC LLC #3631		3,104	547	15%	3,651
MINUTECLINIC LLC #3463		3,069	581	16%	3,650
CLARITY LAB SOLUTIONS LLC		3,608	4	0%	3,612
MINUTECLINIC LLC 5852		3,086	521	14%	3,607
BAPTIST HEALTH SOUTH FLORIDA - WESTON URGENT CARE		3,126	444	12%	3,570
PROHEALTH	3	1,938	1,572	45%	3,513
MINUTECLINIC LLC #5253		2,921	588	17%	3,509
MINUTECLINIC LLC #5249		2,836	673	19%	3,509
HIGHLANDS REGIONAL MEDICAL CENTER		2,734	754	22%	3,488
HEALTH FIRST ADVENTHEALTH CENTRA CARE COCOA		3,118	335	10%	3,453

# COVID-19: testing by laboratory

Data through Mar 25, 2021 verified as of Mar 26, 2021 at 09:25 AM

Data in this report are provisional and subject to change.

The numbers in the table below represent the number of Florida and non-Florida residents for whom test results were received by the Department of Health. A person can be tested by more than one laboratory and can have both positive and negative results. **Therefore, the sum of the numbers in each column will be larger than the total number of people tested.**

Reporting lab	Inconclusive	Negative	Positive	Percent positive	Total
MEDEXPRESS URGENT CARE LEHIGH ACRES		2,995	458	13%	3,453
BARTOW REGIONAL MEDICAL CENTER	1	2,907	542	16%	3,450
MIDWAY SPECIALTY CARE CENTER DIAGNOSTICS	38	3,140	238	7%	3,416
VERILY LIFE SCIENCES	1	3,350	46	1%	3,397
IMMOKALEE CHD		3,155	234	7%	3,389
PRECISION HEALTH SOLUTIONS		3,192	172	5%	3,364
MINUTECLINIC LLC #5190		2,763	586	17%	3,349
BAPTIST HEALTH URGENT CARE AT SAWGRASS		2,775	557	17%	3,332
BRASHEAR'S VITAL CARE CORP		2,622	692	21%	3,314
BAPTIST HEALTH SOUTH FLORIDA - BRICKELL URGENT CARE		2,748	563	17%	3,311
CARENOW URGENT CARE		2,050	1,259	38%	3,309
HEALTH FIRST ADVENTHEALTH CENTRA CARE MALABAR		2,956	316	10%	3,272
MINUTECLINIC LLC #5854		2,736	524	16%	3,260
ADVENTHEALTH CENTRA CARE KIDS LAKE MARY		3,002	238	7%	3,240
MEDEXPRESS URGENT CARE - DELAND		2,885	343	11%	3,228
ADVENT HEALTH - NEW SMYRNA		2,598	594	19%	3,192
SELECT LABORATORIES - MARION COUNTY, FL LLC	5	2,855	307	10%	3,167
ADVENT HEALTH CENTRA CARE -WINTER PARK KIDS URGENT CARE	4	2,885	268	8%	3,157
HOLIDAY CVS LLC DBA CVS PHARMACY #5154		3,064	89	3%	3,153
WALGREEN CO	2	2,780	348	11%	3,130
PARAMOUNT URGENT CARE INC		1,148	1,975	63%	3,123
ADVENTHEALTH CENTRA CARE WINTER HAVEN	1	2,298	820	26%	3,119
PRIMEHEALTH URGENT CARE INC		2,645	452	15%	3,097
LOWER KEYS MEDICAL CENTER		2,796	286	9%	3,082
MINUTECLINIC LLC #4415		2,600	478	16%	3,078
MINUTECLINIC LLC #3662		2,601	452	15%	3,053
MEDONE PLLC		2,297	736	24%	3,033
MEDEXPRESS URGENT CARE - VERO BEACH		2,624	394	13%	3,018
MEMORIAL HOSPITAL PEMBROKE	3	2,665	345	11%	3,013
BMCT Molecular Diagnostics Subsection		2,497	504	17%	3,001
MINUTECLINIC LLC #7886		2,595	385	13%	2,980
MARINERS HOSPITAL	1	2,676	282	10%	2,959
BAPTIST HEALTH EMERGENCY CENTER COUNTRY WALK	1	2,506	452	15%	2,959
VETERANS AFFAIRS MEDICAL CENTER - ORLANDO	1	1,343	1,609	54%	2,953
MINUTECLINIC LLC #5214		2,535	417	14%	2,952
MINUTECLINIC LLC #7887		2,571	373	13%	2,944
BAPTIST HEALTH - CLAY		2,548	393	13%	2,941
BAYFRONTVENICEREGIONAL		2,846	94	3%	2,940
ACCESS POINT HEALTHCARE URGENT & PRIMARY CARE	2	2,238	680	23%	2,920
MINUTECLINIC, LLC #4015		2,290	629	22%	2,919
MINUTECLINIC LLC # 3930		2,523	391	13%	2,914
MINUTECLINIC LLC #1771		2,463	446	15%	2,909
MARION E FETHER MEDICAL CENTER, THE		2,661	244	8%	2,905
GESSLER CLINIC	2	1,973	916	32%	2,891
STONE CLINICAL LABORATORIES		2,790	96	3%	2,886
WALGREENS ORLANDO	3	2,538	340	12%	2,881

# COVID-19: testing by laboratory

Data through Mar 25, 2021 verified as of Mar 26, 2021 at 09:25 AM

Data in this report are provisional and subject to change.

The numbers in the table below represent the number of Florida and non-Florida residents for whom test results were received by the Department of Health. A person can be tested by more than one laboratory and can have both positive and negative results. **Therefore, the sum of the numbers in each column will be larger than the total number of people tested.**

Reporting lab	Inconclusive	Negative	Positive	Percent positive	Total
PARAMOUNT URGENT CARE - ORLANDO		1,927	953	33%	2,880
MINUTECLINIC LLC #4458		2,381	495	17%	2,876
MINUTECLINIC LLC # 0514		2,524	351	12%	2,875
BLUE MED CONSULTANTS		2,753	108	4%	2,861
MINUTECLINIC LLC #3814		2,422	428	15%	2,850
NXGEN MDX LLC	5	2,537	305	11%	2,847
PARAMOUNT URGENT CARE - OVIEDO		1,983	860	30%	2,843
MEDIPATH LLC		2,450	384	14%	2,834
MINUTECLINIC LLC #7225		2,421	403	14%	2,824
KEYS AHEC SCHOOL MEDICAL CLINIC	15	2,665	126	4%	2,806
CAREFAST+	1	2,065	737	26%	2,803
EXACT SCIENCES LABORATORIES, LLC		2,546	251	9%	2,797
MINUTECLINIC LLC # 3686		2,396	384	14%	2,780
CELESTA MEDICAL SERVICES LLC DBA - AMERICAN RESEARCH LABS		2,544	236	8%	2,780
ADVENTHEALTH CENTRA CARE CONWAY		2,369	407	15%	2,776
MEDEXPRESS FORT MYERS		2,423	345	12%	2,768
MEDEXPRESS URGENT CARE CORAL SPRINGS		2,478	285	10%	2,763
SCION LAB SERVICES LLC	26	2,530	207	7%	2,763
MINUTECLINIC LLC #1055		2,245	505	18%	2,750
CITRUS MEMORIAL HOSPITAL LABORATORY		2,251	484	18%	2,735
MINUTECLINIC LLC #3257		2,281	453	17%	2,734
MINUTECLINIC, LLC #3204		2,281	444	16%	2,725
MINUTECLINIC LLC #3003		2,200	511	19%	2,711
BAPTIST HEALTHCARE - GULF BREEZE HOSPITAL	3	2,247	461	17%	2,711
SACRED HEART HEALTH SYSTEM, INC	1	1,835	868	32%	2,704
BAPTIST HEALTH - OAKLEAF		2,233	440	16%	2,673
MINUTECLINIC LLC #3291		2,318	352	13%	2,670
PHYSICIANS REGIONAL MEDICAL CENTER - COLLIER BLVD	1	1,897	764	29%	2,662
MINUTECLINIC LLC #7973		2,298	338	13%	2,636
EMERALD COAST URGENT CARE, LLC	1	1,970	660	25%	2,631
MINUTECLINIC LLC #3705		2,308	319	12%	2,627
MINUTECLINIC, LLC #5817		2,151	444	17%	2,595
MINUTECLINIC LLC # 7933		2,296	293	11%	2,589
MINUTECLINIC LLC #3748		2,097	475	18%	2,572
ADVENT HEALTH - OCALA		2,124	447	17%	2,571
AFC PHYSICIANS OF FLORIDA		1,995	570	22%	2,565
BAY MEDICAL CENTER SACRED HEART HEALTH SYSTEM		1,980	580	23%	2,560
MINUTECLINIC LLC #3255		2,253	304	12%	2,557
MEDEXPRESS URGENT CARE - CLEWISTON		2,131	417	16%	2,548
BAPTIST HEALTH SOUTH FLORIDA - MIAMI BEACH URGENT CARE		2,165	368	15%	2,533
MINUTECLINIC LLC # 3579		2,110	418	17%	2,528
MINUTECLINIC LLC #7173		2,199	318	13%	2,517
MINUTECLINIC LLC #5924		2,138	370	15%	2,508
MINUTECLINIC, LLC (CLINIC 10699)		2,176	319	13%	2,495
MINUTECLINIC LLC #5216		2,129	343	14%	2,472
MINUTECLINIC LLC #3654		2,045	415	17%	2,460



# COVID-19: testing by laboratory

Data through Mar 25, 2021 verified as of Mar 26, 2021 at 09:25 AM

Data in this report are provisional and subject to change.

The numbers in the table below represent the number of Florida and non-Florida residents for whom test results were received by the Department of Health. A person can be tested by more than one laboratory and can have both positive and negative results. **Therefore, the sum of the numbers in each column will be larger than the total number of people tested.**

Reporting lab	Inconclusive	Negative	Positive	Percent positive	Total
EMERALD COAST URGENT CARE LLC		1,804	654	27%	2,458
MINUTECLINIC LLC #4612		1,986	458	19%	2,444
DR G'S URGENT CARE		2,107	320	13%	2,427
MINUTECLINIC LLC #4024		2,106	313	13%	2,419
ADVENT HEALTH - DADE CITY		2,124	295	12%	2,419
DONALD W ROBERTSON DO PA		1,895	523	22%	2,418
PHYSICIANS PRIMARY CARE	2	2,178	237	10%	2,417
COMMUNITY HEALTH NORTHWEST FLORIDA	4	1,856	553	23%	2,413
MEDEXPRESS URGENT CARE BOCA RATON		2,191	221	9%	2,412
PATIENTS FIRST - THOMASVILLE ROAD		2,141	266	11%	2,407
PHYSICIANS STAT LAB	3	1,069	1,333	55%	2,405
MEDIQUICK URGENT CARE CENTERS INC		1,782	620	26%	2,402
WHOLE FAMILY HEALTH CENTER INC		1,964	402	17%	2,366
MINUTECLINIC LLC #3285		2,048	315	13%	2,363
EMERGENCY PHYSICIANS MEDICAL CENTER		1,275	1,083	46%	2,358
STEWART ROCKLEDGE HOSPITAL	1	2,054	302	13%	2,357
MINUTECLINIC LLC #5069		1,970	386	16%	2,356
AFC PHYSICIANS OF FLORIDA PA		1,844	510	22%	2,354
AMELIA EXPRESS CARE LLC	10	2,010	318	14%	2,338
MINUTECLINIC LLC #1807		1,969	365	16%	2,334
MINUTECLINIC LLC #3648		1,894	429	18%	2,323
CHARLES AIESI CONSULTING INC	12	2,044	260	11%	2,316
PHYSICIAN ASSOCIATES		2,069	240	10%	2,309
FLORIDA MEDICAL CLINIC	3	1,046	1,258	55%	2,307
LEE HEALTH - COCONUT POINT CLINICAL LAB	2	1,872	433	19%	2,307
TAMPA COMMUNITY HOSPITAL		1,971	327	14%	2,298
JUPITER MEDICAL CENTER URGENT CARE		1,763	519	23%	2,282
GENOSUR LLC	4	2,253	23	1%	2,280
MINUTECLINIC LLC #3635		1,988	292	13%	2,280
MINUTECLINIC LLC #4201		1,984	291	13%	2,275
PARRISH MEDICAL CENTER	1	1,985	279	12%	2,265
HEALTH CARE DISTRICT OF PALM BEACH COUNTY	1	2,048	204	9%	2,253
ASCENSION SACRED HEART - GULF		1,724	528	23%	2,252
BOND URGENT CARE LLC		1,695	557	25%	2,252
MINUTECLINIC LLC #476		1,953	289	13%	2,242
CORE DIAGNOSTIC LABORATORIES LLC	17	1,893	323	14%	2,233
PRIMEHEALTH URGENT CARE	1	1,865	361	16%	2,227
ASSOCIATED PATHOLOGISTS, LLC	3	1,826	387	17%	2,216
MINUTECLINIC LLC #6007		1,908	306	14%	2,214
MINUTECLINIC LLC #1821		1,989	222	10%	2,211
MINUTECLINIC LLC #1350		1,930	271	12%	2,201
UNIVERSITY OF NORTH FLORIDA STUDENT HEALTH		2,120	72	3%	2,192
JACKSON HOSPITAL CLINICAL LABORATORY		1,877	302	14%	2,179
INTELEX LABS, LLC		2,103	71	3%	2,174
MINUTECLINIC LLC #8381		1,883	291	13%	2,174
LAKE WALES MEDICAL CENTER INC		1,901	267	12%	2,168



# COVID-19: testing by laboratory

Data through Mar 25, 2021 verified as of Mar 26, 2021 at 09:25 AM

Data in this report are provisional and subject to change.

The numbers in the table below represent the number of Florida and non-Florida residents for whom test results were received by the Department of Health. A person can be tested by more than one laboratory and can have both positive and negative results. **Therefore, the sum of the numbers in each column will be larger than the total number of people tested.**

Reporting lab	Inconclusive	Negative	Positive	Percent positive	Total
FLOWERS HOSPITAL		1,935	189	9%	2,124
NCHMD INC		1,794	329	15%	2,123
LAKELAND REGIONAL HEALTH PABLO		1,840	254	12%	2,094
MINI ER WATERFORD LAKES, THE		1,781	284	14%	2,065
MINUTECLINIC, LLC # 4469		1,797	262	13%	2,059
MINUTECLINIC LLC #5157		1,784	271	13%	2,055
VA PAIN CLINIC	4	1,958	79	4%	2,041
MEDEXPRESS PORT CHARLOTTE		1,841	199	10%	2,040
PENSACOLA PEDIATRICS PA	1	1,837	172	9%	2,010
GENUS3		1,924	74	4%	1,998
FIU-HEALTH AUXILIARY LABORATORY	6	1,863	112	6%	1,981
NCH NORTHEAST	7	1,554	416	21%	1,977
MINUTECLINIC LLC #1815		1,752	221	11%	1,973
VITRO MOLECULAR LABORATORIES	50	1,774	147	7%	1,971
OPTUM LABS LLC	1	1,781	186	9%	1,968
DOC SMILEY'S URGENT CARE		1,706	247	13%	1,953
MARTIN HEALTH SYSTEM - ST LUCIE WEST		1,765	181	9%	1,946
MINUTECLINIC LLC #214		1,657	287	15%	1,944
GENOME LLC	2	1,795	141	7%	1,938
MEDFAST URGENT CARE CENTERS LLC	2	608	1,325	68%	1,935
LITTLE PINE PEDIATRICS	1	1,638	274	14%	1,913
DOC SMILEYS URGENT CARE LLC		1,561	347	18%	1,908
BARDMOOR LABORATORY	9	1,605	285	15%	1,899
MINUTECLINIC LLC #3236		1,621	271	14%	1,892
BAPTIST HEALTH EMERGENCY CENTER AT WEST CORAL WAY		1,502	372	20%	1,874
MINUTECLINIC LLC #3637		1,490	353	19%	1,843
KETAMINE HEALTH CENTERS LLC	1	1,661	152	8%	1,814
SPECTOR SCIENTIFIC LAB	11	1,086	679	38%	1,776
NEIGHBORHOOD MEDICAL CENTER INC	17	1,556	183	10%	1,756
RIVER TOWN DIAGNOSTIC LLC		1,470	286	16%	1,756
BAYFRONT HEALTH - CITRUS HILLS		1,536	215	12%	1,751
LABORATORY SPECIALISTS OF MICHIGAN		1,442	300	17%	1,742
Community_Health		1,533	199	11%	1,732
SPARROW HEALTHCARE	2	1,461	254	15%	1,717
NORTH SHORE LONG ISLAND JEWISH HEALTH	1	1,615	89	5%	1,705
BROWNWOOD CARE CENTER		1,493	211	12%	1,704
MINUTECLINIC, LLC #3245		1,366	327	19%	1,693
JW PLASTIC SURGERY		1,449	244	14%	1,693
GENESIS LABORATORY MANAGEMENT	14	1,442	235	14%	1,691
IGENOMIX USA LLC	47	1,482	157	9%	1,686
MIAMI JEWISH HEALTH SYSTEMS		1,604	64	4%	1,668
WHITE WILSON MEDICAL CENTER		319	1,339	81%	1,658
LABTECH DIAGNOSTIC		1,364	286	17%	1,650
MEDICAL CONSULTANTS OF FLORIDA, LLC	2	1,395	253	15%	1,650
FLAGLER HOSPITAL LABORATORY	8	612	1,001	62%	1,621
OPTEO LABORATORY		1,567	34	2%	1,601

# COVID-19: testing by laboratory

Data through Mar 25, 2021 verified as of Mar 26, 2021 at 09:25 AM

Data in this report are provisional and subject to change.

The numbers in the table below represent the number of Florida and non-Florida residents for whom test results were received by the Department of Health. A person can be tested by more than one laboratory and can have both positive and negative results. **Therefore, the sum of the numbers in each column will be larger than the total number of people tested.**

Reporting lab	Inconclusive	Negative	Positive	Percent positive	Total
ELLENTON URGENT CARE		1,361	234	15%	1,595
SHELL POINT NURSING PAVILION	1	1,515	71	4%	1,587
ED FRASER MEMORIAL HOSPITAL		1,340	245	15%	1,585
ARCPPOINT LABS		1,026	553	35%	1,579
ASSURANCE SCIENTIFIC LABORATORIES	1	1,293	283	18%	1,577
MELBOURNE MEDICAL LABORATORY	2	1,365	202	13%	1,569
BAPTIST HEALTH SOUTH FLORIDA - COUNTRY WALK URGENT CARE EXPRESS		1,295	233	15%	1,528
READY RESPONDERS FLORIDA, PLLC		1,321	202	13%	1,523
PROJECT HEALTH, INC SUMTERVILLE	5	1,245	268	18%	1,518
MINUTECLINIC LLC #8927		1,296	220	15%	1,516
BIOCERNA LLC	9	1,322	165	11%	1,496
FLORIDA DEPARTMENT OF HEALTH IN POLK COUNTY	2	1,153	329	22%	1,484
MEDEXPRESS URGENT CARE - JAX ATLANTIC BLVD		1,266	206	14%	1,472
UNIVERSITY OF ALABAMA AT BIRMINGHAM		1,418	46	3%	1,464
MINUTECLINIC LLC #5187		1,284	180	12%	1,464
ADVANCED MEDICAL OF NAPLES LLC		1,295	161	11%	1,456
OPTUMCARE FLORIDA LLC		1,181	272	19%	1,453
ADVANCE MEDICAL OF NAPLES		326	1,124	78%	1,450
FIRST QUALITY LABORATORY		1,349	98	7%	1,447
CAREFAST MURABELLA		966	472	33%	1,438
UHEALTH DEERFIELD BEACH/UMSYLVESTER DEERFIELD BEACH LABORATORY	3	1,380	55	4%	1,438
BAPTIST HEALTHCARE - JAY HOSPITAL	3	1,056	372	26%	1,431
PATIENTS CHOICE LABORATORIES		831	592	42%	1,423
ER QUICKCARE PL		1,226	196	14%	1,422
PATIENTS FIRST LAKE ELLA MEDICAL CENTER		1,268	150	11%	1,418
BAPTIST HEALTH SOUTH FLORIDA - KEY BISCANE URGENT CARE EXPRESS		1,243	173	12%	1,416
PROHEALTH MEDICAL CLINIC		790	625	44%	1,415
MINUTECLINIC LLC		1,257	155	11%	1,412
CAREMED CLINIC LLC	1	1,123	288	20%	1,412
PARAMOUNT URGENT CARE VILLAGES		917	494	35%	1,411
COASTAL LABORATORIES	1	1,120	287	20%	1,408
NYU HOSPITALS CENTER CLINICAL LABORATORIES		1,357	44	3%	1,401
TEMPUS CLINICAL LABORATORY	10	1,239	148	11%	1,397
PEDIATRIC HEALTH CARE ALLIANCE - NORTHDAL		1,274	118	8%	1,392
VRL EUROFIN		1,348	37	3%	1,385
AMELIA EXPRESS CARE	1	772	608	44%	1,381
SMA LAB	10	1,215	154	11%	1,379
UHEALTH CLINIC AT WALGREENS		1,120	257	19%	1,377
TREASURE COAST MEDICAL ASSOCIATES INC		747	624	46%	1,371
EUROFIN		1,322	44	3%	1,366
TOM LEE COMMUNITY HEALTH CENTER		898	467	34%	1,365
BIO-TECH CLINICAL LABORATORIES INC		1,200	163	12%	1,363
ASCENSION ST VINCENT'S - SOUTHSIDE		1,308	49	4%	1,357
SUNRISE URGENT CARE ASSOCIATES LLC D/B/A	9	917	424	31%	1,350
APALACHEE CORRECTIONAL INSTITUTION EAST UNIT		1,322	26	2%	1,348
VAVA PARTNERS LLC		528	801	60%	1,329

# COVID-19: testing by laboratory

Data through Mar 25, 2021 verified as of Mar 26, 2021 at 09:25 AM

Data in this report are provisional and subject to change.

The numbers in the table below represent the number of Florida and non-Florida residents for whom test results were received by the Department of Health. A person can be tested by more than one laboratory and can have both positive and negative results. **Therefore, the sum of the numbers in each column will be larger than the total number of people tested.**

Reporting lab	Inconclusive	Negative	Positive	Percent positive	Total
GRAVITY DIAGNOSTICS, LLC	3	1,178	138	10%	1,319
ST ANNES NURSING CENTER		1,286	25	2%	1,311
PARAMOUNT URGENT CARE - CLERMONT		766	533	41%	1,299
MYTEST DIAGNOSTICS		1,211	66	5%	1,277
PALM BAY HOSPITAL CLINICAL LABORATORY		908	367	29%	1,275
INNOVATIVE TRANSFUSION MEDICINE, INC	11	1,094	167	13%	1,272
HOLIDAY CVS LLC DBA CVSPHARMACY #5155		1,210	60	5%	1,270
ADVENTHEALTH CENTRA CARE TRINITY		1,092	161	13%	1,253
LAB24 INC	3	568	674	54%	1,245
STATMED OCALA	6	1,045	191	15%	1,242
XPRESS URGENT CARE	4	1,047	183	15%	1,234
SOLARIS HEALTHCARE PALATKA		1,119	103	8%	1,222
STAGEZERO LIFE SCIENCES INC	4	1,115	100	8%	1,219
ADDICTION LABS OF AMERICA	3	1,135	79	6%	1,217
CLINICORE		1,124	91	7%	1,215
NORTH FLORIDA PEDIATRICS-TALLAHASSEE	1	1,097	100	8%	1,198
BROAD INSTITUTE CLINICAL SEQUENCING RESEARCH PLATFORM	8	1,155	35	3%	1,198
ADVANCED DIAGNOSTIC LABORATORY		1,151	47	4%	1,198
CREEKSIDE CARE CENTER	1	1,038	158	13%	1,197
ACCESS MEDICAL LABS		746	448	38%	1,194
WILLIAM OWEN PASS PARK		1,034	157	13%	1,191
USF MORSANI CENTER FOR ADVANCED HEALTH CARE		1,045	144	12%	1,189
NAPLES URGENT CARE	1	765	418	35%	1,184
PROFESSIONAL HEALTH EXAMINERS DBA PROHEALTH	1	958	223	19%	1,182
EPN URGENT CARE NAPLES	2	792	386	33%	1,180
ST PETERSBURG PEDIATRICS	1	1,066	113	10%	1,180
PALM HARBOR PHARMACY		1,026	153	13%	1,179
ABSOLUTE GENOMICS	2	975	199	17%	1,176
COASTAL PEDIATRIC GROUP		1,009	154	13%	1,163
PRIMARY CARE SOUTH INC		740	423	36%	1,163
NORTH FLORIDA PEDIATRICS - LAKE CITY		924	214	19%	1,138
PROJECT HEALTH INC	4	969	164	14%	1,137
CARENOW URGENT CARE - FORT PIERCE		803	332	29%	1,135
QUICK CARE MED		863	272	24%	1,135
CAPSTONE HEALTHCARE		802	330	29%	1,132
VERITAS GENETICS	61	943	119	11%	1,123
HEALTH CENTRAL CLINICAL LABORATORY		1,016	103	9%	1,119
ARCPPOINT LABS OF CORAL SPRINGS FL		988	131	12%	1,119
STEWART REFERENCE LABORATORY	1	611	499	45%	1,111
NORTH VISTA HOSPITAL LABORATORY		941	169	15%	1,110
XYZ LABORATORY	8	942	146	13%	1,096
LPG COCONUT POINT		913	178	16%	1,091
AMERICAN FAMILY CARE PENSACOLA WEST		533	533	50%	1,066
PRIMARY CARE OF THE TREASURE COAST		929	134	13%	1,063
RAINBOW RIVER MEDICAL LABORATORY		977	83	8%	1,060
HENDRY REGIONAL MEDICAL CENTER CLINICAL LABORATORY		809	248	23%	1,057

# COVID-19: testing by laboratory

Data through Mar 25, 2021 verified as of Mar 26, 2021 at 09:25 AM

Data in this report are provisional and subject to change.

The numbers in the table below represent the number of Florida and non-Florida residents for whom test results were received by the Department of Health. A person can be tested by more than one laboratory and can have both positive and negative results. **Therefore, the sum of the numbers in each column will be larger than the total number of people tested.**

Reporting lab	Inconclusive	Negative	Positive	Percent positive	Total
GENEIQ		990	62	6%	1,052
CATALYST WALK IN CLINIC		837	210	20%	1,047
PROFESSIONAL HEALTH EXAMINERS		898	146	14%	1,044
TYNDALL AIR FORCE BASE		833	209	20%	1,042
GROWING TOGETHER PEDIATRICS LLC		973	60	6%	1,033
PEDIATRICS OF CENTRAL FLORIDA PA	20	960	53	5%	1,033
EMERALD COAST PEDIATRICS		978	54	5%	1,032
LENCO MEDICAL LABORATORY		968	50	5%	1,018
VERITOR		850	156	16%	1,006
MINUTECLINIC, LLC DBA MINUTECLINIC #4717		963	42	4%	1,005
PHAROS HEALTH		756	246	25%	1,002
VRL EUROFINIS - DALLAS		987	13	1%	1,000
FISHERMENS HOSPITAL CLINICAL LAB		910	88	9%	998
PALM BEACH ATLANTIC UNIVERSITY		970	24	2%	994
LAKELAND REGIONAL HEALTH - PWC/OB		36	954	96%	990
PENSACOLA PEDIATRICS	3	741	236	24%	980
WOODLANDS MEDICAL SPECIALISTS		717	262	27%	979
INTERLACHEN PEDIATRICS		941	35	4%	976
CAPE CANAVERAL HOSPITAL		685	276	29%	961
THE HEALTH CENTER OF PLANT CITY		883	76	8%	959
NORTH FLORIDA PEDIATRICS PA - SUWANNEE	3	818	126	13%	947
HISTOPATHOLOGY SERVICES, LLC		841	105	11%	946
ENCOMPASS HEALTH		915	22	2%	937
INTERLACHEN PEDIATRICS PA		895	42	4%	937
EAST LAKE PEDIATRICS		817	118	13%	935
INTEGRITY LABORATORIES, LLC	4	754	165	18%	923
HALIFAX MEDICAL CENTER-PORT ORANGE LAB		790	131	14%	921
GENE TOX WORLDWIDE	60	736	125	14%	921
UNIVERSITY OF WEST FLORIDA STUDENT HEALTH SERVICES	1	788	124	14%	913
TACACHALE CLINICAL LABORATORY	1	863	49	5%	913
MOLECULAR TESTING LABS		850	61	7%	911
COVANCE CLINICAL RESEARCH UNIT INC		876	25	3%	901
FAST TRACK URGENT CARE CENTER		4	896	100%	900
BAPTIST HEALTH - MD ANDERSON CANCER CENTER		894	5	1%	899
C.W. BILL YOUNG VA MEDICAL CENTER	1	21	877	98%	899
LEE COUNTY EMERGENCY MEDICAL SERVICE	1	760	118	13%	879
NORTH FLORIDA PEDIATRICS PA	2	758	114	13%	874
CONSULATE HEALTH CARE OF NEW PORT RICHEY	2	743	125	14%	870
NORTH OKALOOSA MEDICAL CENTER		532	337	39%	869
DEPARTMENT OF CLINICAL LABS		847	19	2%	866
ADVENTHEALTH EXPRESS CARE AT WALGREENS		751	114	13%	865
CVS HEALTH		673	183	21%	856
NORTH SHORE LIJ URGENT CARE PC		799	49	6%	848
LOOP PEDIATRICS PA	3	713	130	15%	846
CHILDRENS MEDICAL ASSOCIATION		772	73	9%	845
COASTAL PHYSICIANS, LLC		681	160	19%	841

# COVID-19: testing by laboratory

Data through Mar 25, 2021 verified as of Mar 26, 2021 at 09:25 AM

Data in this report are provisional and subject to change.

The numbers in the table below represent the number of Florida and non-Florida residents for whom test results were received by the Department of Health. A person can be tested by more than one laboratory and can have both positive and negative results. **Therefore, the sum of the numbers in each column will be larger than the total number of people tested.**

Reporting lab	Inconclusive	Negative	Positive	Percent positive	Total
JACKSONVILLE BEACH PEDIATRIC CARE CENTER □		774	64	8%	838
Point of Care Testing	1	117	713	86%	831
REDI MED LLC		667	160	19%	827
DOCTOR'S MEMORIAL HOSPITAL		662	165	20%	827
CRUCIAL CARE EMERGENCY MEDICINE DOCTORS		654	163	20%	817
FLORIDA HOSPITAL ORLANDO		743	74	9%	817
BREVARD HEALTH ALLIANCE		543	273	33%	816
ASAP LABS LLC	7	655	151	19%	813
Tampa Lakes Health and Rehabilitation Center	2	736	73	9%	811
ASCENSION ST VINCENT'S - CLAY		775	35	4%	810
FAMILY HEALTH CENTERS OF SWF LABS	2	715	93	11%	810
24 HOUR PEDIATRIC CARE CENTER	4	743	58	7%	805
PRIMARY CARE SERVICES AT INDIAN RIVER ESTATES		776	25	3%	801
NITE LITE PEDIATRICS		234	564	71%	798
SOLARIS HEALTHCARE CHARLOTTE HARBOR		747	48	6%	795
NCHMD, INC SOUTHEAST IMMEDIATE CARE		618	177	22%	795
MIDWAY SPECIALLY CARE CENTER		573	221	28%	794
PRIMARY CARE SERVICES AT ST ANDREWS ESTATES		792			792
NONE		308	482	61%	790
NORTH FLORIDA MEDICAL GROUP		644	146	18%	790
GOLDEN GATE FAMILY CLINIC		332	457	58%	789
DYNIX DIAGNOSTICS	2	528	259	33%	789
AUGUSTUS LABS LLC		651	138	17%	789
LIFE CARE CENTER OF NEW PORT RICHEY		751	37	5%	788
LAB DOCTOR		691	94	12%	785
COLLIER URGENT CARE CENTERS CREEKSIDE		709	76	10%	785
VIERA HOSPITAL, INC		621	163	21%	784
CARE ONE OF FLORIDA LLC		536	244	31%	780
CALHOUN LIBERTY HOSPITAL		619	161	21%	780
FG RAPID RESULTS	5	470	304	39%	779
SPEARHEAD MEDICAL		702	77	10%	779
PALM GARDEN OF PORT SAINT LUCIE		765	10	1%	775
AMERICAN SCIENTIFIC LABORATORIES LLC		763	8	1%	771
VITAS HEALTHCARE CORPORATION OF FLA	1	763	5	1%	769
VENICE REGIONAL BAYFRONT HEALTH (PULMONARY)		637	126	17%	763
MACDILL AIR FORCE BASE		712	51	7%	763
Victoria Nursing and Rehabilitation Center		706	53	7%	759
CENTRAL FLORIDA HEALTH CARE INC		649	110	14%	759
PALACE NURSING HOME & REHAB CENTER		722	36	5%	758
AMERICAN MEDICAL RESPONSE		750	8	1%	758
POINT WASHINGTON MEDICAL CLINIC	1	550	207	27%	758
ANY LAB TEST NOW	1	506	249	33%	756
EAST LAKE PEDIATRICS PA		681	70	9%	751
NORTHEAST FLORIDA NEUROLOGY CLINICS, INC		637	113	15%	750
SPRING HILL HEALTH AND REHABILITATION CENTER		722	25	3%	747
WILLOWBROOKE COURT AT EDGEWATER POINTE ESTATES		735	9	1%	744

# COVID-19: testing by laboratory

Data through Mar 25, 2021 verified as of Mar 26, 2021 at 09:25 AM

Data in this report are provisional and subject to change.

The numbers in the table below represent the number of Florida and non-Florida residents for whom test results were received by the Department of Health. A person can be tested by more than one laboratory and can have both positive and negative results. **Therefore, the sum of the numbers in each column will be larger than the total number of people tested.**

Reporting lab	Inconclusive	Negative	Positive	Percent positive	Total
SANTA ROSA MEDICAL GROUP		575	166	22%	741
CLINICAL PATHOLOGY LABS INC		664	73	10%	737
KENDALL HEALTHCARE PROPERTIES DBA	2	705	27	4%	734
ADVENT HEALTH LAB - ORLANDO		434	299	41%	733
TELESCOPE HEALTH LLC	4	616	113	15%	733
ORLANDO HEALTH AND REHAB CENTER		688	44	6%	732
FLORIDA GULF COAST UNIVERSITY		544	187	26%	731
DAIRY ROAD URGENT CARE	2	603	125	17%	730
CYPRESS VILLAGE	1	703	25	3%	729
GULF COAST VILLAGE		688	36	5%	724
ETHOS WELLNESS PHARMACY		679	45	6%	724
PEBBLEBROOK PHARMACY	1	604	116	16%	721
FLAGLER COUNTY HEALTH DEPARTMENT	3	553	163	23%	719
DISNEY COVID TEST SITE		703	13	2%	716
GRAND COURT TAMPA		701	4	1%	705
EXPRESS PHARMACY		650	54	8%	704
MAIN STREET MEDICAL CENTER		175	527	75%	702
Crestview Rehabilitation Center	5	568	129	18%	702
PHYSICIANS STAT LAB INC		614	86	12%	700
Fernandina Beach Rehabilitation and Nursing Center	1	678	19	3%	698
SOUTHEAST ALABAMA MEDICAL CENT		644	54	8%	698
BOND AND STEELE CLINIC PA		491	200	29%	691
ADVENTHEALTH MEDICAL GROUP PROMPT CARE		497	194	28%	691
PREMIER MEDICAL LABORATORY SERVICES	2	463	225	33%	690
PALM GARDEN OF VERO BEACH		645	41	6%	686
BREVARD HEALTH ALLIANCE INC, THE		647	37	5%	684
NCH HEALTHCARE SYSTEM MICROBIOLOGY LAB		2	678	100%	680
MOORINGS PARK INSTITUTE, INC, THE		649	28	4%	677
MINI ER ADULT AND PEDIATRIC URGENT CARE		574	98	15%	672
TREE HOUSE PEDIATRICS PLLC		603	67	10%	670
MOUNT SINAI LABORATORY		638	30	4%	668
MEDICAL FP - WHOLE FAMILY HEALTH CENTER		548	120	18%	668
GULF COAST MOLECULAR LABORATORIES	13	550	102	15%	665
LIFE CARE CENTER OF PENSACOLA		615	49	7%	664
FAMILY HEALTH CENTERS OF SOUTHWEST FLORIDA INC		584	79	12%	663
ORANGE BLOSSOM FAMILY HEALTH		629	33	5%	662
LIFE CARE CENTER OF ORANGE PARK		629	32	5%	661
SUWANNEE HEALTH AND REHABILITATION CENTER		656	5	1%	661
JOHN KNOX VILLAGE HEALTH CENTER		637	24	4%	661
BOCA GRANDE HEALTH CLINIC		627	33	5%	660
ST JOHN'S NURSING CENTER		637	23	3%	660
POINT OF CARE TESTING SITE		630	25	4%	655
MANOR PINES CONVALESCENT CENTER LLC	1	631	21	3%	653
THE PRESERVE		643	9	1%	652
MAVERICK LABS		460	188	29%	648
FORT MYERS INTERNAL MEDICINE, LLC		581	64	10%	645

# COVID-19: testing by laboratory

Data through Mar 25, 2021 verified as of Mar 26, 2021 at 09:25 AM

Data in this report are provisional and subject to change.

The numbers in the table below represent the number of Florida and non-Florida residents for whom test results were received by the Department of Health. A person can be tested by more than one laboratory and can have both positive and negative results. **Therefore, the sum of the numbers in each column will be larger than the total number of people tested.**

Reporting lab	Inconclusive	Negative	Positive	Percent positive	Total
VETERANS AFFAIRS MEDICAL CENTER	1	41	602	93%	644
MEDONE URGENT CARE CENTER		417	223	35%	640
AFC URGENT CARE CLEARWATER	1	151	487	76%	639
LIFE CARE CENTER OF HILLIARD		614	22	3%	636
HOLMES REGIONAL MEDICAL CENTER		11	625	98%	636
MANOR CARE HEALTH SERVICES - FT MYERS		610	26	4%	636
CLEWISTON NURSING AND REHABILITATION CENTER		622	13	2%	635
MEDICAL CENTER OF DELTONA, INC		533	100	16%	633
CARITHERS PEDIATRIC GROUP		578	52	8%	630
MID-FLORIDA PATHOLOGY		474	155	25%	629
CITY MEDICAL OF NEW JERSEY, PC		572	56	9%	628
PEDIATRIC HEALTHCARE ALLIANCE		590	37	6%	627
BUFFALO CROSSING HEALTHCARE & REHABILITATION CTR		609	15	2%	624
PHYSICIANS PRIMARY CARE LAB	1	552	71	11%	624
GOLDEN GLADES NURSING & REHABILITATION CTR		606	16	3%	622
MEDONE URGENT CARE AT ST. AUGUSTINE		214	407	66%	621
WATSON THERAPEUTICS INC	1	592	28	5%	621
BOND CLINIC PA PEDIATRICS DEPT		569	49	8%	618
WILLOW BROOKE COURT AT INDIAN RIVER ESTATES		574	43	7%	617
VITAS HEALTHCARE CORP OF CENTRAL FL		589	25	4%	614
DIAMOND RIDGE HEALTH AND REHABILITATION		582	32	5%	614
SEBASTIAN RIVER MEDICAL CENTER	2	441	170	28%	613
CLINICAL ENTERPRISE, INC		592	21	3%	613
PEDIATRIC HEALTHCARE ALLIANCE PA		561	51	8%	612
EDEN SPRINGS NURSING AND REHAB CENTER		501	110	18%	611
HOLY CROSS HOSPITAL		12	598	98%	610
BETHESDA HEALTH URGENT CARE		504	104	17%	608
VETERANS AFFAIRS MEDICAL CENTER - JAMES A HALEY			607	100%	607
CONSULATE HEALTHCARE OF VERO BEACH	14	506	83	14%	603
BALDWIN PEDIATRICS	1	573	29	5%	603
PATIENTS FIRST - MAHAN DRIVE		164	436	73%	600
EMERALD SHORES HEALTH AND REHABILITATION		502	97	16%	599
MAYFLOWER ASSISTED LIVING		592	6	1%	598
NCH HEALTHCARE BONITA		461	134	23%	595
NATURE COAST MEDICAL GROUP		490	102	17%	592
BROOKDALE FORT MYERS CYPRESS LAKE		590	2	0%	592
J AND G MEDICAL GROUP LLC		486	105	18%	591
NSPIRE HEALTHCARE MIAMI LAKES	8	566	14	2%	588
RESTORE HEALTH URGENT CARE		468	119	20%	587
HMA SANTA ROSA MEDICAL CENTER LLC DBA		462	122	21%	584
PENSACOLA PEDIATRICS PA - TIGER POINT	21	553	8	1%	582
SHORELINE PHYSICIAN GROUP		364	218	37%	582
BALDOMERO LOPEZ STATE VETERANS NURSING HOME	2	573	4	1%	579
THERADOC		152	424	74%	576
PALM GARDEN OF TAMPA		546	29	5%	575
CLIFFORD CHESTER SIMS STATE VETERANS		563	12	2%	575



# COVID-19: testing by laboratory

Data through Mar 25, 2021 verified as of Mar 26, 2021 at 09:25 AM

Data in this report are provisional and subject to change.

The numbers in the table below represent the number of Florida and non-Florida residents for whom test results were received by the Department of Health. A person can be tested by more than one laboratory and can have both positive and negative results. **Therefore, the sum of the numbers in each column will be larger than the total number of people tested.**

Reporting lab	Inconclusive	Negative	Positive	Percent positive	Total
DAVITA LABORATORY		471	104	18%	575
OCALA FAMILY MEDICAL CENTER INC	2	501	69	12%	572
TENNESSEE DOH - NASHVILLE	2	504	66	12%	572
MEDICAL VB		451	121	21%	572
CONTINENTAL CLINICAL RESEARCH, LLC		521	46	8%	567
EXPRESS URGENT CARE LLC		1	564	100%	565
PIONEER CLINICAL LAB LLC		460	105	19%	565
PREMIER MEDICAL CENTER LLC	11	523	28	5%	562
SABAL PALMS HEALTH AND REHAB		511	51	9%	562
Plantation Bay Rehabilitation Center		538	24	4%	562
WHITE-WILSON MEDICAL CENTER - FORT WALTON BEACH		541	20	4%	561
SOLARIS HEALTHCARE LAKE CITY		461	100	18%	561
ECCOLAB GROUP	1	147	413	74%	561
MANOR CARE NURSING CENTER OF SARASOTA FL LLC		472	87	16%	559
DASCENA, INC	2	495	60	11%	557
BAPTIST PRIMARY CARE	2	447	107	19%	556
CHILDRENS MEDICAL ASSOCIATION PA		495	60	11%	555
HEARTLAND PEDIATRICS OF LAKE WALES		499	55	10%	554
The Sands at South Beach		548	4	1%	552
NEMOURS CHILDREN'S HOSPITAL		453	98	18%	551
AMERICA'S PHARMACY LLC		486	63	11%	549
PALM GARDEN OF CLEARWATER		531	18	3%	549
HARBOUR HEALTH CENTER		533	16	3%	549
Signature HealthCare Center of Waterford		516	31	6%	547
VITAE DIAGNOSTICS		534	13	2%	547
VALENCIA HILLS HEALTH AND REHABILITATION CENTER		534	13	2%	547
RAINBOW PEDIATRIC CENTER PA		510	36	7%	546
NCF DIAGNOSTICS & DNA TECHNOLOGIES	15	212	318	58%	545
COASTAL URGENT CARE		428	116	21%	544
VILLA MARIA NURSING & REHAB CENTER INC	1	529	14	3%	544
DOCTORS CENTER,THE		432	111	20%	543
VETERANS AFFAIRS MEDICAL CENTER - GAINESVILLE		3	540	99%	543
PALMETTO FAMILY HEALTHCARE	1	348	194	36%	543
VETERANS AFFAIRS MEDICAL CENTER - BAY PINES		18	523	97%	541
CHILDRENS CLINIC WEST FLORIDA PEDIATRICS		494	46	9%	540
FOUNTAIN MANOR HEALTH AND REHAB CENTER	1	515	20	4%	536
NORTH FL SOUTH GA HCS-LAKE CITY		527	9	2%	536
CLARITY LABS		464	70	13%	534
SEMINOLE NURSING PAVILION		526	8	1%	534
RICARDO NAVARRO DO PA		459	73	14%	532
DOH - INDIAN RIVER		450	81	15%	531
PALM GARDEN OF JACKSONVILLE	2	447	80	15%	529
MEDICAL CENTER CLINIC-IMMEDIATE CARE	1	423	104	20%	528
MED FAST URGENT CARE CENTER		260	268	51%	528
FLORIDA DEPARTMENT OF HEALTH IN CALHOUN COUNTY		398	129	24%	527
SHORE ACRES CARE CENTER		489	36	7%	525



# COVID-19: testing by laboratory

Data through Mar 25, 2021 verified as of Mar 26, 2021 at 09:25 AM

Data in this report are provisional and subject to change.

The numbers in the table below represent the number of Florida and non-Florida residents for whom test results were received by the Department of Health. A person can be tested by more than one laboratory and can have both positive and negative results. **Therefore, the sum of the numbers in each column will be larger than the total number of people tested.**

Reporting lab	Inconclusive	Negative	Positive	Percent positive	Total
MICHAEL A MIDDLETON MD PA		498	25	5%	523
NEW YORK HOSPITAL LABORATORIES	1	509	12	2%	522
JACKSON MEMORIAL PERDUE MEDICAL CENTER		495	26	5%	521
MEMORIAL PEMBROKE 24/7 CARE CENTER		396	122	24%	518
ARCPPOINTS LABS		449	66	13%	515
SIGNATURE HEALTHCARE OF BROOKWOOD GARDENS		509	6	1%	515
THE MANOR AT BLUE WATER BAY		454	60	12%	514
HOPE HOSPICE AND COMMUNITY SERVICES INC	14	480	19	4%	513
MEDFAST URGENT CARE CENTERS		231	281	55%	512
FLORIDA DEPARTMENT OF HEALTH CLAY COUNTY	1	413	98	19%	512
DXTERITY DIAGNOSTICS	2	477	32	6%	511
RIVER GARDEN HEBREW HOME FOR THE AGED		456	55	11%	511
WEST GABLES HEALTH CARE CENTER		501	10	2%	511
SOUTHERN OAKS CARE CENTER	1	472	37	7%	510
AFC URGENT CARE FAMILY CARE			510	100%	510
JACKSON MEMORIAL LONG TERM CARE CENTER		481	26	5%	507
FIRST CHOICE PEDIATRICS		411	96	19%	507
ENZO CLINICAL LABS INC	3	479	25	5%	507
UNIVERSITY OF TAMPA INC, THE		494	12	2%	506
INTERNAL MEDICINE & PEDIATRICS OF TAMPA BAY PA		436	70	14%	506
MANOR OAKS NURSING & REHAB CENTER	5	498	2	0%	505
ST CLOUD REGIONAL MEDICAL CENTER CLINICAL LAB		394	110	22%	504
Good Samaritan Society Kissimmee Village		438	65	13%	503
RUSKIN HEALTH CENTER		299	201	40%	500
QUOTIENT SCIENCES		486	14	3%	500
BROWARD PARTNERSHIP	6	486	8	2%	500
BHA CENTRAL COUNTY CLINIC		435	64	13%	499
CLINICAL PATHOLOGY LABS		388	111	22%	499
HEALTH CENTER AT BRENTWOOD	1	453	44	9%	498
HILLCREST HEALTH CARE & REHABILITATION CENTER	3	480	15	3%	498
CITRUS NURSING CENTER LLC		451	46	9%	497
FLORIDA HOSPITAL WAUCHULA		359	136	27%	495
STEWART SEBASTIAN RIVER MEDICAL CENTER		439	56	11%	495
THE PALACE AT HOMESTEAD	1	473	20	4%	494
SANDBAY URGENT CARE		396	95	19%	491
ASCEND CLINICAL	5	415	71	14%	491
AFC URGENT CARE TYRONE		2	489	100%	491
CARENOW	2	277	211	43%	490
SUSANNA WESLEY HEALTH CENTER		453	36	7%	489
AFC URGENT CARE SEMINOLE			489	100%	489
WHITE WILSON MEDICAL CENTER PA - NAVARRE		372	117	24%	489
ORLANDO HEALTH CENTER FOR REHABILITATION		470	14	3%	484
FLO-MEDILAB SERVICES LLC		192	292	60%	484
MANOR AT CARPENTERS		450	32	7%	482
HERON POINTE HEALTH AND REHABILITATION	1	478	3	1%	482
NORTH FLORIDA RETIREMENT VILLAGE		479	2	0%	481

# COVID-19: testing by laboratory

Data through Mar 25, 2021 verified as of Mar 26, 2021 at 09:25 AM

Data in this report are provisional and subject to change.

The numbers in the table below represent the number of Florida and non-Florida residents for whom test results were received by the Department of Health. A person can be tested by more than one laboratory and can have both positive and negative results. **Therefore, the sum of the numbers in each column will be larger than the total number of people tested.**

Reporting lab	Inconclusive	Negative	Positive	Percent positive	Total
PARKLANDS FACILITY INC	4	435	42	9%	481
BENTON PEDIATRICS INC		432	48	10%	480
PALM GARDEN OF ORLANDO		446	33	7%	479
HARTS HARBOR HEALTH CARE CENTER		457	21	4%	478
LAUDERDALE NURSING CENTER LLC	1	458	19	4%	478
NAPLES CHILDREN'S URGENT CARE		422	56	12%	478
MOBILE MEDICAL ASSOCIATES PL	17	408	52	11%	477
Quest Diag Unspecifd	1	319	157	33%	477
PW WINDERMERE SUBTENANT LLC		474	1	0%	475
MILLER BIOCONNECT		428	46	10%	474
Colonial Lakes Health Care		431	43	9%	474
NAVAL HOSPITAL - JACKSONVILLE		137	336	71%	473
LIFE CARE CENTER OF PALM BAY□		444	27	6%	471
NURSING PLUS OF BROWARD LLC	1	451	19	4%	471
FLORIDA HOSPITAL MEDICAL GROUP		278	192	41%	470
DBI HEALTH INC		454	15	3%	469
Palm Garden of Largo		464	4	1%	468
LITTLE PINE PEDIATRICS PLLC	3	407	58	12%	468
Cypress Cove Care Center		367	100	21%	467
MINUTECLINIC LLC, #10357		464	2	0%	466
LIFEBRITE	2	262	201	43%	465
CARE ONE OF FLORIDA	1	318	146	31%	465
SOLARIS HEALTHCARE OSCEOLA		441	24	5%	465
CONSULATE HEALTH CARE OF BAYONET POINT	4	452	7	2%	463
ELLENTON PEDIATRICS		444	18	4%	462
THE PALACE MANAGEMENT - THE PALACE AT CORAL GABLES		458	3	1%	461
BROOKDALE PALMER RANCH	1	403	57	12%	461
AFC URGENT CARE		113	348	75%	461
PALM GARDEN OF OCALA		361	98	21%	459
VITAS LUTHERAN TOWERS INPATIENT PROGRAM		394	64	14%	458
PALM GARDEN OF WINTER HAVEN	3	438	16	4%	457
MEDSCAN LABORATORY INC	1	242	214	47%	457
NEW YORK PRESBYTERIAN - CUMC CLINICAL		439	18	4%	457
Williston Care Center		395	61	13%	456
SUNSHINE URGENT CARE LLC		308	148	32%	456
ABBAY DELRAY		449	6	1%	455
ADVENTHEALTH EXPRESS CARE AT WALGREENS 49TH STREET		388	67	15%	455
CLARIDGE HOUSE NURSING CENTER		437	18	4%	455
NEW PLANT CITY FAMILY CARE	1	246	207	46%	454
Q ANSWER LAB	1	392	59	13%	452
MAGNOLIA FAMILY URGENT CARE		408	43	10%	451
Solaris HealthCare Windermere		419	32	7%	451
HOSPICE OF THE FLORIDA SUNCOAST,THE		448	3	1%	451
MEDIPATH		29	420	94%	449
FHMG FLORIDA HOSPITAL MEDICAL GROUP		410	39	9%	449
ANCIENT CITY PEDIATRICS	1	429	17	4%	447

# COVID-19: testing by laboratory

Data through Mar 25, 2021 verified as of Mar 26, 2021 at 09:25 AM

Data in this report are provisional and subject to change.

The numbers in the table below represent the number of Florida and non-Florida residents for whom test results were received by the Department of Health. A person can be tested by more than one laboratory and can have both positive and negative results. **Therefore, the sum of the numbers in each column will be larger than the total number of people tested.**

Reporting lab	Inconclusive	Negative	Positive	Percent positive	Total
Ocala Health and Rehabilitation Center		426	21	5%	447
BERNHARDT LABORATORIES	1	381	64	14%	446
GANDY CROSSING CARE CENTER	1	429	15	3%	445
BROOKSVILLE HEALTHCARE CENTER LLC		431	13	3%	444
DIAMOND RIDGE HEALTH AND REHABILITATION CENTER		422	22	5%	444
SMA SPECIALTY MEDICAL LAB		120	323	73%	443
ADVENT HEALTH - DELTONA ER		368	74	17%	442
NORTH FLORIDA REHABILITATION & SPECIALTY CARE		436	6	1%	442
STARKE FAMILY MEDICAL CENTER		352	89	20%	441
GOOD SAMARITAN CENTER		437	3	1%	440
Solaris Healthcare Daytona	2	391	47	11%	440
EMERITUS AT NAPLES	2	437	1	0%	440
PRO HEALTH		188	248	57%	436
EPN URGENT CARE		83	353	81%	436
ST ANDREWS BAY SKILLED NURSING &		374	61	14%	435
APP-UNIPATH, LLC	2	416	15	3%	433
ADDINGTON PLACE AT WELLINGTON GREEN		424	9	2%	433
HEALTHY STEPS PEDIATRICS		386	47	11%	433
Darcy Hall Of Life Care		420	13	3%	433
SOUTHERN LABORATORY SERVICES OF NWF		397	34	8%	431
Santa Rosa Center for Rehabilitation and Healing		360	71	16%	431
AVECINA MEDICAL JULINGTON	1	240	189	44%	430
FLORIDA DEPT OF HEALTH IN BREVARD COUNTY	3	364	63	15%	430
ARTHREX MEDICAL CENTER	1	320	109	25%	430
FLOMEDILAB		202	227	53%	429
TIDEWELL HOSPICE INC	2	418	7	2%	427
VITAS HEALTHCARE CORPORATION		421	5	1%	426
ORLANDO VA MEDICAL CENTER			426	100%	426
ABBOTT DIAGNOSTICS		408	18	4%	426
SOLARIS HEALTHCARE MERRITT ISLAND		384	41	10%	425
WELL-BEING MEDICAL CENTER PLLC		388	36	8%	424
ROLLINS COLLEGE WELLNESS CENTER		130	292	69%	422
LEHIGH REGIONAL MEDICAL CENTER LAB	2	372	47	11%	421
ASSOCIATESMD MEDICAL GROUP INC		361	60	14%	421
Bardmoor Oaks Healthcare and Rehabilitation Center		410	11	3%	421
INDIAN RIVER CTR, LLC		370	50	12%	420
GARCIA CLINICAL LABORATORY		28	392	93%	420
Manatee Springs Rehabilitation and Nursing Center		399	20	5%	419
AMEERAH LABS, LLC	2	334	83	20%	419
MEMPHIS PATHOLOGY LABORATORY	4	395	20	5%	419
ADVENTHEALTH MEDICAL GROUP PROMPT CAR	1	299	118	28%	418
MINUTE CLINIC INCORPORATE		398	20	5%	418
CLERMONT HEALTH AND REHABILITATION CENTER		383	32	8%	415
Destin Healthcare and Rehabilitation Center	1	373	40	10%	414
ORCHARD PARK HEALTH & REHABILITATION		408	5	1%	413
PORT SAINT LUCIE HOSPITAL		403	9	2%	412

# COVID-19: testing by laboratory

Data through Mar 25, 2021 verified as of Mar 26, 2021 at 09:25 AM

Data in this report are provisional and subject to change.

The numbers in the table below represent the number of Florida and non-Florida residents for whom test results were received by the Department of Health. A person can be tested by more than one laboratory and can have both positive and negative results. **Therefore, the sum of the numbers in each column will be larger than the total number of people tested.**

Reporting lab	Inconclusive	Negative	Positive	Percent positive	Total
PINES OF SARASOTA		406	5	1%	411
MINUTECLINIC LLC #3671		366	44	11%	410
BRISTOL AT TAMPA, THE	4	398	8	2%	410
WATERMARK LAKE POINTE WOODS LLC		391	18	4%	409
FLORIDA DEPARTMENT OF HEALTH		360	49	12%	409
SOLARIS HEALTHCARE BAYONET POINT		391	17	4%	408
Timberridge Center for Rehabilitation and Healing		374	34	8%	408
QUALITOX LABORATORIES		228	178	44%	406
TREASURE COAST COMMUNITY HEALTH	3	337	66	16%	406
TIDE LABORATORIES		362	43	11%	405
BAPTIST PRIMARY CARE, INC		377	28	7%	405
TRI-COUNTY NURSING AND REHABILITATION CENTER INC		389	15	4%	404
FLORIDA DEPARTMENT OF HEALTH IN LIBERTY COUNTY	3	305	96	24%	404
Consulate Health Care of North Fort Myers		390	12	3%	402
UNIVERSITY OF TAMPA STUDENT HEALTH AND SHC CLINICAL LABORATORY		246	156	39%	402
E-LAB OF FLORIDA		363	38	9%	401
PRINCIPLE LABORATORY	7	386	7	2%	400
KINDRED HOSPITAL	10	372	18	5%	400
THE SPRINGS AT BOCA CIEGA BAY		389	11	3%	400
PEDIATRICS BY THE SEA		383	17	4%	400
Life Care Center of Punta Gorda	1	386	13	3%	400
ADVENTHEALTH EXPRESS CARE AT		326	72	18%	398
FLORIDA HOSPITAL HEARTLAND MED CTR LAKE PLACID		301	96	24%	397
HEALTHWORKS MED GROUP OF FLORIDA PA	3	386	8	2%	397
BLOUNTSTOWN REHABILITATION CENTER LLC		290	106	27%	396
BONIFAY NURSING AND REHAB CENTER		366	30	8%	396
SUNLAND MARIANNA COX MEDICAL CENTER		353	43	11%	396
Bayside Care Center	1	374	20	5%	395
MINI ER AND URGENT CARE		289	105	27%	394
FAMILY CARE PARTNERS OF NORTHEAST FLORIDA LLC		320	74	19%	394
DIAGNOSTIC & CLINICAL CARE SERVICES INC DBA		316	77	20%	393
MOOSEHAVEN HEALTH CENTER		354	38	10%	392
LIFE CARE PONTE VEDRA INC		382	9	2%	391
VILLAGE DOCTORS OF KEYSTONE		309	81	21%	390
AYERS HEALTH & REHABILITATION CENTER		383	7	2%	390
CHAUTAUQUA REHABILITATION AND NURSING CENTER		379	10	3%	389
BARBER		13	376	97%	389
PALMS OF SEBRING		354	34	9%	388
ST PETERSBURG PEDIATRICS-PARK BLVD		353	34	9%	387
ALTAMONTE MD		204	182	47%	386
NATIONS BEST FAMILY HEALTH CARE		205	179	47%	384
PruittHealth Panama City	1	319	64	17%	384
DIGNITY HEALING, LLC		368	15	4%	383
UR MEDICINE LABS- CENTRAL LABORATORY		358	24	6%	382
BROOKDALE PADDOCK HILLS	2	377	2	1%	381
AVANTE AT OCALA INC	2	347	31	8%	380

# COVID-19: testing by laboratory

Data through Mar 25, 2021 verified as of Mar 26, 2021 at 09:25 AM

Data in this report are provisional and subject to change.

The numbers in the table below represent the number of Florida and non-Florida residents for whom test results were received by the Department of Health. A person can be tested by more than one laboratory and can have both positive and negative results. **Therefore, the sum of the numbers in each column will be larger than the total number of people tested.**

Reporting lab	Inconclusive	Negative	Positive	Percent positive	Total
PEDIATRIC ASSOCIATES OF OCALA PA		349	31	8%	380
BARTON HEALTH ALLIANCE	3	331	45	12%	379
LIFE CARE CENTER OF WINTER HAVEN		361	18	5%	379
SERENADES IN THE VILLAGES		325	53	14%	378
BAYA PHARMACY WEST		8	368	98%	376
SPECIALTY HEALTH AND REHABILITATION CENTER		350	25	7%	375
ACCESS MEDICAL CENTER	1	344	29	8%	374
FAIR HAVENS CENTER, OPCO		367	7	2%	374
TRINITY REGIONAL REHAB CENTER		359	15	4%	374
PALM GARDEN OF WEST PALM BEACH □	4	354	15	4%	373
Life Care Center of Ocala		304	69	18%	373
MANOR CARE OF BOYNTON BEACH LLC		349	24	6%	373
FLORIDA HEART & VASCULAR MULTISPECIALTY GROUP PA		274	98	26%	372
HENDRY REGIONAL MEDICAL CENTER		107	265	71%	372
ST PETERSBURG PEDIATRICS-SEMINOLE BLVD		306	66	18%	372
URGENT CARE BETHESDA	1	318	52	14%	371
BROOKDALE LAKE TAVARES		365	6	2%	371
Stacey Health Care Centers Inc. dba Riverside Care Center		341	30	8%	371
FAMILY EXPRESS URGENT CARE		5	366	99%	371
PLANT CITY PEDIATRICS	1	299	70	19%	370
HARDEE MANOR HEALTH CARE CENTER	1	366	3	1%	370
WELL HEALTH WORKS	1	328	41	11%	370
SEA BREEZE REHAB AND NURSING CENTER □		361	9	2%	370
INFORM DIAGNOSTICS		360	9	2%	369
ADVENT HEALTH - TAMPA		148	220	60%	368
TRENTON MEDICAL CENTER INC DBA PALMS MEDICAL GROUP	4	270	93	25%	367
SIGNATURE HEALTHCARE OF NORTH FLORIDA		361	4	1%	365
HEALTH PARK CARE CENTER		361	4	1%	365
SOLARIS HEALTHCARE PARKWAY	2	345	17	5%	364
AMBULATORY SURGERY CENTER OF BOCA RATON LTD		360	4	1%	364
HEALTH CENTRAL PARK		297	66	18%	363
HCSO OCCUPATIONAL HEALTH AND WELLNESS CENTER		288	75	21%	363
ORCHARD RIDGE CARE AND REHABILITATION CENTER		343	19	5%	362
VETERANS AFFAIRS MEDICAL CENTER - LAKE CITY		52	309	86%	361
SANFORD LABORATORIES		332	26	7%	358
HAINES CITY REHABILITATION AND NURSING CENTER		334	24	7%	358
VILLAGE DOCTORS FAMILY MEDICAL CENTER OF		294	64	18%	358
Bay Breeze Senior Living and Rehabilitation Center		304	53	15%	357
SUN COUNTRY PEDIATRICS PLLC	9	317	31	9%	357
SABAL DIRECT PRIMARY CARE, PA		295	61	17%	356
HARDEE COUNTY HEALTH DEPARTMENT		286	70	20%	356
TUSKAWILLA NURSING AND REHAB CENTER	2	345	7	2%	354
ONESTOP MEDICAL AND URGENT CARE LLC		308	46	13%	354
MY CLINICAL LAB		224	129	37%	353
ATLANTIC SHORES NURSING AND REHAB CENTER	1	342	10	3%	353
SEASIDE HEALTH AND REHABILITATION CENTER		295	58	16%	353

# COVID-19: testing by laboratory

Data through Mar 25, 2021 verified as of Mar 26, 2021 at 09:25 AM

Data in this report are provisional and subject to change.

The numbers in the table below represent the number of Florida and non-Florida residents for whom test results were received by the Department of Health. A person can be tested by more than one laboratory and can have both positive and negative results. **Therefore, the sum of the numbers in each column will be larger than the total number of people tested.**

Reporting lab	Inconclusive	Negative	Positive	Percent positive	Total
ADVENT HEALTH - WESTCHASE ER		304	48	14%	352
VILLAGE AT VIENNA SQUARE,THE	6	329	17	5%	352
MEDFAST URGENT CARE CENTER		122	230	65%	352
MANORCARE HEALTH SERVICES - VENICE		297	55	16%	352
BAYSHORE DIAGNOSTICS		310	41	12%	351
CORAL BAY HEALTHCARE AND REHABILITATION	1	338	12	3%	351
OCEAN VIEW NURSING AND REHAB CENTER		334	17	5%	351
Palmetto Subacute Care Center		340	11	3%	351
WHITE-WILSON MEDICAL CENTER - NICEVILLE		310	40	11%	350
TAMARAC REHABILITATION & HEALTH CENTER		346	4	1%	350
Parkview Rehabilitation Center at Winter Park		340	10	3%	350
ADVENT HEALTH - TIMBERRIDGE ER		296	53	15%	349
Marshall Health and Rehabilitation Center		300	49	14%	349
HOLISTIX TREATMENT CENTERS		338	10	3%	348
COLOR GENOMICS, INC.	2	339	6	2%	347
BAY VILLAGE OF SARASOTA INC		343	3	1%	346
HEALTH DESIGNS		332	14	4%	346
EXCEL PEDIATRICS		293	52	15%	345
ARCPPOINT LABS OF SARASOTA MANATEE		266	79	23%	345
AVANTE AT MT DORA		338	6	2%	344
FL HUD DESTIN, LLC D/B/A GRAND BOULEVARD HEALTH		305	39	11%	344
USAFSAM/PHE		174	170	49%	344
FAIRWAY OAKS CENTER LLC	6	330	6	2%	342
SPRINGTREE REHAB & HEALTH CARE CENTER		318	24	7%	342
ADVENT HEALTH CENTRA CARE - PALM COAST		80	261	77%	341
CORAL TRACE HEALTH CARE	2	334	5	1%	341
BRIDGEWATER PARK HEALTH AND REHAB		311	30	9%	341
CRONOS CLINICAL LABORATORY	22	227	91	27%	340
UNIVERSITY OF CENTRAL FLORIDA HEALTH SERVICES		335	4	1%	339
SELECT REFERENCE LABORATORIES, LLC	1	326	12	4%	339
JAMES A HALEY VETERANS HOSPITAL			338	100%	338
MEDICAL CENTER AT OCEAN REEF,THE		321	17	5%	338
SAMANTHA WILSON CARE CENTER	4	324	10	3%	338
AVANTE AT LEESBURG INC		335	2	1%	337
WALGREENS 3173		308	28	8%	336
AZALEA TRACE PHYSICIAN SERVICES		331	4	1%	335
KISSIMMEE FACILITY OPERATIONS LLC		311	24	7%	335
Coastal Health and Rehabilitation Center		324	11	3%	335
AVENTURA REHAB AND NURSING CENTER		319	15	4%	334
NORTH PINELLAS STATMED QUICK QUALITY CLINICS		236	97	29%	333
EMERALD COAST PEDIATRICS & ADOL		298	35	11%	333
BAPTIST PRIMARY CARE INC	1	307	25	8%	333
ELMHURST HOSPITAL CENTER	1	304	28	8%	333
PENSACOLA PEDIATRICS, PA		315	17	5%	332
ELMCROFT PINECREST	1	307	23	7%	331
LAKE EUSTIS HEALTH AND REHABILITATION CENTER		323	8	2%	331

# COVID-19: testing by laboratory

Data through Mar 25, 2021 verified as of Mar 26, 2021 at 09:25 AM

Data in this report are provisional and subject to change.

The numbers in the table below represent the number of Florida and non-Florida residents for whom test results were received by the Department of Health. A person can be tested by more than one laboratory and can have both positive and negative results. **Therefore, the sum of the numbers in each column will be larger than the total number of people tested.**

Reporting lab	Inconclusive	Negative	Positive	Percent positive	Total
FLORIDA HEALTH CARE PLANS			330	100%	330
MIDWAY SPECIALTY CARE CENTER	3	213	114	35%	330
Life Care Center at Inverrary		321	9	3%	330
Life Care Center at Wells Crossing		309	21	6%	330
PEDIATRIC HEALTH CARE ALLIANCE, PA		295	34	10%	329
24/7 PEDIATRIC CARE CENTERS INC		308	20	6%	328
ROSEWOOD HEALTH AND REHABILITATION CENTER		306	21	6%	327
SILVER CREEK SENIOR LIVING COMMUNITY		321	5	2%	326
PIONEER CLINICAL LAB, LLC		212	113	35%	325
RIVERS FAMILY MEDICINE PA		244	81	25%	325
COMMUNITY HEALTH AND REHABILITATION CENTER		262	62	19%	324
HOLIDAY CVS LLC DBA CVS/PHARMACY #0440		314	10	3%	324
LabCorp (Non-Interfaced)	1	126	196	61%	323
ARGO SENIOR LIVING AT HAVERHILL		303	20	6%	323
PALM BEACH PEDIATRICS PA	2	282	39	12%	323
DELTONA HEALTH CARE		298	24	7%	322
PALMS REHABILITATION AND HEALTHCARE CENTER		284	38	12%	322
KENNEDY PAIN CLINIC GROUP LLC		289	33	10%	322
BEAR CREEK NURSING CENTER		316	5	2%	321
The Care Center at Pinellas Park	1	312	8	2%	321
URGENT CARE EXPRESS LLC		12	308	96%	320
SOUTHWEST ORLANDO FAMILY MEDICINE, PL		267	53	17%	320
GOOD SAMARITAN SOCIETY-DAYTONA		298	21	7%	319
JACKSON PLAZA NURSING & REHAB CENTER	6	306	7	2%	319
PruittHealth Santa Rosa		225	94	29%	319
KEY WEST HEALTH AND REHAB	1	309	8	3%	318
BIOCEPT		296	22	7%	318
Solaris Healthcare Lake Bennet		281	36	11%	317
LASER & SURGERY CENTER OF THE PALM BEACHES		315	2	1%	317
ESTERO ISLAND MEDICAL CENTER		252	65	21%	317
REHABILITATION CENTER OF LAKE CITY, THE		288	28	9%	316
ST LUCIE EMPLOYEE HEALTH & WELLNESS CENTER		308	6	2%	314
TAVARES PEDIATRICS		264	50	16%	314
MEDEXPRESS LUTZ		3	311	99%	314
ENCOMPASS HEALTH REHABILITATION HOSPITAL OF SUNRISE	8	300	6	2%	314
GENESIS MEDICAL LABORATORY MIAMI FL.		83	230	73%	313
MY HEALTHY BLUEPRINT BY BAPTIST HEALTH CARE		261	52	17%	313
PHYSICIANS REGIONAL WALK-IN		190	123	39%	313
JACKSONVILLE KIDS PEDIATRICS, PLLC		278	35	11%	313
AVELLINO LAB USA, INC	1	299	12	4%	312
REGENTS PARK OF BOCA RATON		308	3	1%	311
SIGNATURE HEALTHCARE AT THE COURTYARD		264	47	15%	311
ADVANCED AMBULATORY SURGERY CENTER		298	13	4%	311
Avante at Inverness		308	3	1%	311
Heartland Healthcare of Ft. Myers	1	308	1	0%	310
FAMILY CARE PARTNERS OF NE FLORIDA LLC		238	72	23%	310

# COVID-19: testing by laboratory

Data through Mar 25, 2021 verified as of Mar 26, 2021 at 09:25 AM

Data in this report are provisional and subject to change.

The numbers in the table below represent the number of Florida and non-Florida residents for whom test results were received by the Department of Health. A person can be tested by more than one laboratory and can have both positive and negative results. **Therefore, the sum of the numbers in each column will be larger than the total number of people tested.**

Reporting lab	Inconclusive	Negative	Positive	Percent positive	Total
OKEECHOBEE COUNTY HEALTH DEPT	1	218	91	29%	310
ST CATHERINE'S WEST REHABILITATION HOSPITAL		296	13	4%	309
AMERICAN FINNISH NURSING HOME	2	299	8	3%	309
HOLLEY NAVARRE MEDICAL CLINIC		231	78	25%	309
ST JUDE CHILDREN'S RESEARCH HOSPITAL		293	15	5%	308
HEATHER HILL HEALTHCARE CENTER		260	46	15%	306
Life Care Center of Sarasota		293	13	4%	306
SAINTS 120 LLC	1	270	34	11%	305
ROSEN MEDICAL CENTER		264	41	13%	305
LAKELAND REGIONAL HEALTH SYSTEMS INC		39	266	87%	305
LUTHERAN HAVEN		296	9	3%	305
Solaris Healthcare Coconut Creek		298	6	2%	304
ST JAMES HEALTH AND REHABILITATION CENTER		219	85	28%	304
HOMESTEAD MANOR	2	260	41	14%	303
DEPARTMENT OF HEALTH BUREAU OF FAMILY		297	6	2%	303
FRICKS PHARMACY		239	63	21%	302
MANORCARE AT LELY PALMS		297	5	2%	302
CHEEK AND SCOTT DRUGS INC		251	51	17%	302
BOCA BIOLISTICS REFERENCE LABORATORY	2	185	112	37%	299
CLARE BRIDGE ORMOND BEACH	1	297			298
OSPREY LODGE		238	59	20%	297
WIMAUMA COMMUNITY HEALTH CENTER		241	56	19%	297
MANOR CARE OF NAPLES FL LLC		294	3	1%	297
BUENA VISTA URGENT CARE		264	33	11%	297
CROSS POINTE CARE CENTER	2	288	6	2%	296
BROOKDALE DESTIN		284	12	4%	296
LAKE PARK OF MADISON		284	11	4%	295
TALLAHASSEE NHHI LLC	1	267	27	9%	295
BAY COUNTY SHERIFFS OFFICE JAIL FACILITY		249	45	15%	294
HUNT CLUB PEDIATRIC ASSOCIATES, P.A.		253	41	14%	294
LA MER NH LLC		288	5	2%	293
Avante at Orlando	1	286	6	2%	293
NORTHWEST MEDICAL CENTER CLINICAL LABORATORY		175	118	40%	293
The Grove Health and Rehabilitation		270	23	8%	293
LONGWOOD FAMILY PRACTICE		224	69	24%	293
MEDLAB DIAGNOSTICS, LLC		269	23	8%	292
CONSULATE HEALTH CARE OF SAFETY HARBOR		285	7	2%	292
Avante at St Cloud, Inc.		283	8	3%	291
BIOIQ		243	48	16%	291
PALM GARDEN OF GAINESVILLE	2	285	2	1%	289
SILVERCREST HEALTH AND REHABILITATION CENTER	3	278	8	3%	289
AMERICAN HEALTH ASSOCIATES INC	1	270	18	6%	289
AUBURN UNIVERSITY MEDICAL CLINIC		227	62	21%	289
RULEME CENTER	2	260	26	9%	288
LODGE HEALTH AND REHABILITATION CENTER, THE		255	32	11%	287
ACCURATE DIAGNOSTIC LABS, INC		270	17	6%	287



# COVID-19: testing by laboratory

Data through Mar 25, 2021 verified as of Mar 26, 2021 at 09:25 AM

Data in this report are provisional and subject to change.

The numbers in the table below represent the number of Florida and non-Florida residents for whom test results were received by the Department of Health. A person can be tested by more than one laboratory and can have both positive and negative results. **Therefore, the sum of the numbers in each column will be larger than the total number of people tested.**

Reporting lab	Inconclusive	Negative	Positive	Percent positive	Total
AVON PARK PEDIATRICS INC	3	257	27	9%	287
TIERRA PINES CENTER		274	12	4%	286
FLETCHER HEALTH AND REHABILITATION CENTER		284	1	0%	285
DOCTORS MEMORIAL HOSPITAL		155	129	45%	284
HOSPICE OF LAKE & SUMTER INC	1	277	6	2%	284
AURORA DIAGNOSTICS BERNHARDT LABORATORIES PATHOLOGY SERVICE		190	93	33%	283
FLORIDA KEYS PEDIATRICS & ADOLESCENT CENTER		267	15	5%	282
W FRANK WELLS NURSING HOME		254	28	10%	282
BAYA POINTE NURSING AND REHABILITATION		197	83	30%	280
PERSONALIZED GENETIC TESTING	1	183	95	34%	279
VILLAGE PLACE NH LLC		255	24	9%	279
DAYTONA BEACH HEALTH AND REHAB CENTER		278	1	0%	279
WESTCHESTER GARDENS LIMITED PARTNERSHIP		272	6	2%	278
DAVID SCOTT MADWAR MD PA		251	27	10%	278
SARAPATH DIAGNOSTICS		156	122	44%	278
renaissance health and rehabilitation center		259	19	7%	278
Solaris HealthCare Imperial		269	8	3%	277
Crossbreeze care center	1	274	2	1%	277
Sunset Point Center		273	4	1%	277
PRUITT HEALTH-SANTA ROSA		275	2	1%	277
HARBOURWOOD	1	272	4	1%	277
VILLAGES REGIONAL HOSPITAL SURGERY CENTER LLC, THE		218	58	21%	276
Rehabilitation Center for Park Place LLC		265	11	4%	276
PEDIATRICS IN BREVARD PA		225	50	18%	275
CENTERSTONE OF FLORIDA		256	19	7%	275
Glades West Rehabilitation and Nursing Center		266	8	3%	274
Concordia Village of Tampa AL		268	5	2%	273
STATMED QUICK QUALITY CLINIC AT NORTH PINELLAS		66	207	76%	273
NASSAU COUNTY JAIL		229	43	16%	272
BOULEVARD REHABILITATION CENTER		258	14	5%	272
RITECARE MEDICAL CENTER		196	76	28%	272
FOUNTAIN INN NURSING & REHABILITATION CTR, INC		265	6	2%	271
HAVEN OF OUR LADY OF PEACE INC		263	8	3%	271
STERLING HOUSE OF DELAND		270	1	0%	271
WHITE WILSON MEDICAL IMMEDIATE CARE NICEVILLE		53	217	80%	270
CHIPOLA HEALTH AND REHAB		253	17	6%	270
VETERANS AFFAIRS MEDICAL CENTER - MIAMI		2	267	99%	269
USA HEALTH UNIVERSITY HOSPITAL CLINICAL LABORATORY	1	258	10	4%	269
Premier Place at The Glenview		260	9	3%	269
ADVENT HEALTH CARE CENTER	9	246	13	5%	268
ADVENT HEALTH CENTRA CARE - ORMOND BEACH		113	155	58%	268
BRENTWOOD RETIREMENT COMMUNITY	5	232	31	12%	268
LUIS A GHIGLINO MD PA		258	9	3%	267
West Melbourne Health and Rehabilitation Center		266	1	0%	267
FLORIDA ATLANTIC UNIVERSITY STUDENT HEALTH		226	40	15%	266
EPWORTH VILLAGE RETIREMENT COMMUNITY		262	4	2%	266

# COVID-19: testing by laboratory

Data through Mar 25, 2021 verified as of Mar 26, 2021 at 09:25 AM

Data in this report are provisional and subject to change.

The numbers in the table below represent the number of Florida and non-Florida residents for whom test results were received by the Department of Health. A person can be tested by more than one laboratory and can have both positive and negative results. **Therefore, the sum of the numbers in each column will be larger than the total number of people tested.**

Reporting lab	Inconclusive	Negative	Positive	Percent positive	Total
RIVERWOOD HEALTH NH LLC		227	39	15%	266
Vi at Lakeside Village Skilled Nursing		254	12	5%	266
WESTWOOD HEALTHCARE SNF		220	46	17%	266
PROTEUS MOLECULAR AND CLINICAL LAB	1	152	112	42%	265
SERANADES BY SONATA WEST ORANGE		236	29	11%	265
DE LUNA HEALTH AND REHABILITATION CENTER		240	23	9%	263
BROWARD NURSING & REHABILITATION CTR	8	240	14	5%	262
RENAISSANCE AT THE TERRACES		261	1	0%	262
CHURCH OF SCIENTOLOGY FLAG SERVICE ORGANIZATION		259	3	1%	262
MACCLENNY NURSING AND REHAB		244	18	7%	262
CHIPOLA MEDICAL ASSOCIATES, LLC		186	76	29%	262
PAVILION FOR HEALTHCARE, THE		260	2	1%	262
Chatsworth at PGA National, LLC		250	12	5%	262
Surrey Place Healthcare and Rehabilitation		259	2	1%	261
CLIFFORD CHESTER SIMS VA NURSING HOME		251	9	3%	260
ARBOR FACILITY INC		258	2	1%	260
METROPOLITAN HOSPITAL CENTER		252	7	3%	259
FIRST CHOICE PRIMARY CARE		207	52	20%	259
CONSULATE HEALTHCARE OF KISSIMMEE		247	12	5%	259
ABBOTT LABORATORIES		166	93	36%	259
AZALEA TRACE		245	13	5%	258
LAKESIDE NEUROLOGIC		248	10	4%	258
FLORIDA WOMAN CARE LABORATORY LLC		232	26	10%	258
ALLIANCE PEDIATRICS PA		253	5	2%	258
MARTIN MEMORIAL MEDICAL CENTER LAB		128	126	50%	254
ADVENT HEALTH - ORLANDO		194	60	24%	254
WASHINGTON REHAB AND NURSING		243	10	4%	253
Solaris Senior Living North Naples ALF		244	9	4%	253
PONTE VEDRA GARDENS		252	1	0%	253
SHELL POINT VILLAGE MEDICAL CENTER		246	7	3%	253
FLORIDA STATE HOSPITAL CLINICAL LABORATORY		250	2	1%	252
THE VILLAGES REGIONAL HOSPITAL FREESTANDING		228	24	10%	252
ARCPOINT LABS OF ST PETERSBURG		166	84	34%	250
JACKSONVILLE UNIVERSITY	1	236	13	5%	250
FORT MYERS REHABILITATION AND NURSING CENTER		224	26	10%	250
FAMILY MEDICAL CARE OF PALM BEACH		190	60	24%	250
AMELIA MEDICAL CARE		100	150	60%	250
Cross Gardens Care Center		249	1	0%	250
MIAMI JEWISH HEALTH SYSTEMS, INC	4	237	9	4%	250
BOND CLINIC, PA		183	67	27%	250
NORTH FLORIDA PEDIATRICS - MARIANNA		210	39	16%	249
LORI MCAULIFFE MD PA		218	31	12%	249
ST MARK VILLAGE	1	243	5	2%	249
BUREAU OF CLINICAL LABORATORIES		208	41	16%	249
CARRINGTON PLACE OF ST PETE LLC		242	6	2%	248
KR at Hillsborough Lakes/Lutz Healthcare		237	10	4%	247

# COVID-19: testing by laboratory

Data through Mar 25, 2021 verified as of Mar 26, 2021 at 09:25 AM

Data in this report are provisional and subject to change.

The numbers in the table below represent the number of Florida and non-Florida residents for whom test results were received by the Department of Health. A person can be tested by more than one laboratory and can have both positive and negative results. **Therefore, the sum of the numbers in each column will be larger than the total number of people tested.**

Reporting lab	Inconclusive	Negative	Positive	Percent positive	Total
CITY OF PORT SAINT LUCIE		228	19	8%	247
CYPRESS COVE		240	6	2%	246
AVECINA MOBILE		121	125	51%	246
Heritage Healthcare at Tallahassee		239	7	3%	246
ADVENTHEALTH EXPRESS CARE AT WESLEY CH		218	27	11%	245
ROSEWOOD HEALTHCARE & REHABILITATION CENTER		239	6	2%	245
HEARTLAND PEDIATRICS OF LAKE PLACID PA	1	213	31	13%	245
WALGREENS 10670		214	30	12%	244
Chatham Glen Healthcare and Rehabilitation Center		236	8	3%	244
MALABAR/ADVENT CENTRA CARE		48	196	80%	244
EDGEWATER AT WATERMAN VILLAGE,THE		229	15	6%	244
APLS SERVICES LLC D/B/A CLEAR DIAGNOSTICS	12	229	2	1%	243
BAYVIEW CENTER		238	5	2%	243
FLORIDA CLINICAL LABORATORY-BIOREFERENCE LABORATORIES		92	151	62%	243
CONEY ISLAND HOSPITAL		235	7	3%	242
SUNCOAST URGENT CARE		185	57	24%	242
ARCHER HEALTH VENTURES, LLC		217	25	10%	242
GOOD SAMARITAN CARES		236	5	2%	241
LAKEVIEW INTERNAL MEDICINE		182	59	24%	241
UCC - WELLINGTON		3	238	99%	241
TERRACES OF LAKE WORTH CARE CENTER□		229	12	5%	241
CLARE BRIDGE OF SARASOTA		238	2	1%	240
HOMESTEAD VILLAGE		229	11	5%	240
ORANGE COUNTY HEALTH DEPT		228	11	5%	239
WHITE WILSON MEDICAL CENTER IMMEDIATE CARE		131	108	45%	239
AMERICAN HOUSE SENIOR LIVING		189	50	21%	239
PALM GARDEN OF AVENTURA		236	3	1%	239
FELLOWSHIP HOME AT THE FAIRWAY LLC		231	7	3%	238
PARTICLE THEORY LABS		216	22	9%	238
TGH		1	237	100%	238
Consulate Health Care of St. Petersburg		230	7	3%	237
ST AUGUSTINE HEALTH & REHAB CENTER		235	1	0%	236
SEAVIEW NURSING AND REHABILITATION CENTER		227	9	4%	236
220 GOLDEN, LLC	1	218	16	7%	235
PENSACOLA PEDIATRICS - PACE		223	12	5%	235
BHA TITUSVILLE CLINIC		222	13	6%	235
REGENTS PARK AT AVENTURA		221	14	6%	235
OAK HAMMOCK AT THE UNIVERSITY OF FLORIDA		229	6	3%	235
BAY TREE CARE AND REHABILITATION CENTER		197	38	16%	235
ATLANTIC URGENT CARE		155	78	33%	233
MANDARIN PEDIATRICS		210	22	9%	232
HOLISTIC PEDIATRICS GROUP LLC		210	21	9%	231
ManorCare Health Services-Palm Harbor	1	229	1	0%	231
ARDEN COURTS OF TAMPA□	2	224	5	2%	231
University Crossing		231			231
LYNN HAVEN SPORTS COMPLEX-WALKON CLINIC		21	209	91%	230

# COVID-19: testing by laboratory

Data through Mar 25, 2021 verified as of Mar 26, 2021 at 09:25 AM

Data in this report are provisional and subject to change.

The numbers in the table below represent the number of Florida and non-Florida residents for whom test results were received by the Department of Health. A person can be tested by more than one laboratory and can have both positive and negative results. **Therefore, the sum of the numbers in each column will be larger than the total number of people tested.**

Reporting lab	Inconclusive	Negative	Positive	Percent positive	Total
PALM BEACH COUNTY FIREFIGHTERS HEALTH CLINIC, LLC		189	41	18%	230
Lake Port Square Health Center		212	18	8%	230
JACKSONVILLE VA UNIVERSITY OPC	4	220	6	3%	230
MIAMI CEREBRAL PALSY RESIDENTIAL		227	1	0%	228
PBC FIREFIGHTER BENEFIT FUND WELLNESS CENTER		186	41	18%	227
AVANTE AT ORMOND BEACH INC		221	6	3%	227
PARKS HEALTHCARE & REHABILITATION CTR	4	211	11	5%	226
Lakewood Nursing Center		197	29	13%	226
SAMIR EBEID MD		203	23	10%	226
POMPANO REHABILITATION AND NURSING CTR		226			226
ST ANTHONYS REHABILITATION HOSPITAL	9	214	2	1%	225
CCS - JOSEPH V CONTE		223	2	1%	225
MADISON FACILITY INC		224	1	0%	225
EDGEWOOD NURSING CENTER		216	9	4%	225
AFTER HOURS PEDIATRICS INC	1	1	222	99%	224
DISCOVERY VILLAGE AT MELBOURNE		196	27	12%	223
WIREGRASS DIRECT PRIMARY CARE PLLC		190	33	15%	223
THE RESIDENCE AT TIMBER PINES	4	194	25	11%	223
LEHIGH VALLEY GENOMICS			223	100%	223
ASCENSION MEDICAL GROUP		5	218	98%	223
BARTRAM CROSSING		223			223
PINNACLES PEDS CARE PA		222			222
CONCIMED LLC		199	23	10%	222
Orchid Cove at Sarasota		221	1	0%	222
NORTH FLORIDA PEDIATRICS PA - DUVAL		193	29	13%	222
SURREY PLACE CARE CENTER		216	6	3%	222
FORT PIERCE HEALTH CARE		214	7	3%	221
VI AT BENTLEY VILLAGE HOME CARE		220	1	0%	221
PADDOCK RIDGE		218	3	1%	221
Signature healthcare of Jacksonville		215	5	2%	220
LCS SANDHILL COVE LLC DBA	6	204	9	4%	219
WOOD LAKE HEALTH AND REHABILITATION CENTER		219			219
EVENT MED SERVICES LABORATORY		214	5	2%	219
CORAL REEF NURSING & REHABILITATION CENTER		213	6	3%	219
ANGELS DIAGNOSTIC GROUP		174	45	21%	219
Boynton Beach Rehabilitation Center	2	213	4	2%	219
NSPIRE HEALTHCARE LAUDERHILL		212	6	3%	218
MARTIN ACQUISITION 1 LLC DBA		204	14	6%	218
ADVENT HEALTH CENTRA CARE - DAYTONA BEACH		94	124	57%	218
JUPITER MEDICAL CENTER URGENT CENTER		177	41	19%	218
ST. CLOUD REGIONAL MEDICAL CENTER		199	18	8%	217
LAKE PORT SQUARE		200	17	8%	217
THE MANOR AT CARPENTERS		185	32	15%	217
BROOKDALE ATRIM WAY		210	6	3%	216
ADVENT HEALTH - LAKE NONA		187	29	13%	216
CORAL GABLES NURSING & REHABILITATION CENTER		206	10	5%	216

# COVID-19: testing by laboratory

Data through Mar 25, 2021 verified as of Mar 26, 2021 at 09:25 AM

Data in this report are provisional and subject to change.

The numbers in the table below represent the number of Florida and non-Florida residents for whom test results were received by the Department of Health. A person can be tested by more than one laboratory and can have both positive and negative results. **Therefore, the sum of the numbers in each column will be larger than the total number of people tested.**

Reporting lab	Inconclusive	Negative	Positive	Percent positive	Total
VETERANS AFFAIRS ORLANDO VA MEDICAL CENTER			215	100%	215
GATEWAY/ADVENT CENTRA CARE	1	24	190	88%	215
COLONY CLUB ALF,THE	1	201	13	6%	215
CHILDREN MED CARE INC		182	33	15%	215
DOCTORS MEMORIAL FAMILY MEDICINE	2	148	65	30%	215
ELLENTON PEDIATRICS PA		200	14	7%	214
BLOCK, NATION, CHASE, AND SMOLEN FAMILY MEDICINE		157	57	27%	214
ST VINCENT'S AMBULATORY CARE INC DBA	2	181	31	14%	214
KEY LARGO - LARGO CARGO		193	21	10%	214
HOSPICE OF ST FRANCIS INC		207	7	3%	214
INN AT ASTON GARDENS, THE		205	8	4%	213
SUPERIOR RESIDENCES OF PANAMA CITY BEACH		207	6	3%	213
BORLAND GROOVER CLINIC	1	175	37	17%	213
MORSE LIFE MEMORY CARE RESIDENCE		204	9	4%	213
Avante at Lake Worth, Inc.		211	2	1%	213
Consulate Healthcare of West Palm Beach		197	16	8%	213
IMA MEDICAL GROUP		144	68	32%	212
POCONO MEDICAL CENTER		212			212
San Jose Health & Rehabilitation		206	6	3%	212
Bayside Health and Rehabilitation		181	31	15%	212
LIFE CARE CENTER OF PORT ST. LUCIE		200	12	6%	212
CONSULATE HEALTH CARE OF WINTER HAVEN		209	3	1%	212
BODYK		207	4	2%	211
OAKBROOK HEALTH AND REHABILITATION CENTER	1	196	14	7%	211
SUNRISE DIAGNOSTIC LABORATORY		158	53	25%	211
FLAGLER COUNTY DETENTION CENTER		199	12	6%	211
MACTOWN, INC		209	2	1%	211
LAKESIDE HEALTH CENTER		210			210
GUEST HOUSE OCALA, THE		204	6	3%	210
CCS - PAUL REIN DETENTION FACILITY		144	66	31%	210
Royal Oaks Nursing and Rehab		209	1	0%	210
HEALTH FIRST - HOLMES REGIONAL MEDICAL CENTER		32	178	85%	210
GOOD SAMARITAN SOCIETY OF DELAND		199	11	5%	210
DOS OF NORTH SHORES NURSING & REHAB CENTER		210			210
The Palace Nursing and Rehabilitation Center		209			209
SPRINGS AT LAKE POINTE WOODS		207	2	1%	209
Nspire Health Care Kendall		199	10	5%	209
Taylor Care Center		204	5	2%	209
Whispering Oaks	11	175	23	11%	209
SOLARIS SENIOR LIVING VERO BEACH		200	8	4%	208
Flagler Health and Rehabilitation		205	3	1%	208
BAY VUE NURSING AND REHABILITATION CENTER		198	10	5%	208
FULGENT GENETICS	2	166	40	19%	208
PALMS MEDICAL GROUP HIGH SPRINGS		174	34	16%	208
ST PETERSBURG PEDIATRICS-EAST BAY	1	171	34	17%	206
Cross Terrace REHabiitation		203	2	1%	205

# COVID-19: testing by laboratory

Data through Mar 25, 2021 verified as of Mar 26, 2021 at 09:25 AM

Data in this report are provisional and subject to change.

The numbers in the table below represent the number of Florida and non-Florida residents for whom test results were received by the Department of Health. A person can be tested by more than one laboratory and can have both positive and negative results. **Therefore, the sum of the numbers in each column will be larger than the total number of people tested.**

Reporting lab	Inconclusive	Negative	Positive	Percent positive	Total
PATHWAY PHARMACY		171	34	17%	205
MATHISON RETIREMENT COMMUNITY, INC	1	196	8	4%	205
Sunnyside Nursing Home		202	3	1%	205
DISCOVERY VILLAGE AT NAPLES		187	17	8%	204
SANDY PINES	2	183	19	9%	204
PCB CLINIC		159	45	22%	204
FLORIDA HEALTH CARE PLAN INC		2	201	99%	203
GLENRIDGE ON PALMER RANCH,THE		195	8	4%	203
STERLING HOUSE OF WINTER HAVEN		200	3	1%	203
BROOKDALE OF SPRING HILL	9	192	2	1%	203
JUPITER MEDICAL CENTER URGENT CARE - STUART		151	51	25%	202
POLK COUNTY HEALTH DEPARTMENT		178	24	12%	202
PATHGROUP LABS LLC		97	105	52%	202
ADVENT HEALTH CENTRA CARE - APOPKA NORTH		172	30	15%	202
CONSULATE HEALTH CARE OF MELBOURNE		196	5	2%	201
Governors Creek Health and Rehabilitation	1	198	2	1%	201
VAMC WEST PALM LAB		5	196	98%	201
The Waterford		198	3	1%	201
ARDEN COURTS OF SEMINOLE		160	41	20%	201
BOCA RATON REHABILITATION CENTER	4	192	4	2%	200
HERITAGE HEALTHCARE AND REHABILITATION CENTER		195	5	3%	200
PALM HARBOR FAMILY PRACTICE & WALK-IN		153	47	24%	200
CONCORD LIFE SCIENCES LLC	2	180	17	9%	199
LAKE VIEW CARE CENTER AT DELRAY		193	6	3%	199
SOUTHLAND SUITES OF ORMOND BEACH	4	195			199
ADVANCED MEDICAL GROUP		1	198	99%	199
ADVENT HEALTH - CARROLLWOOD	4	169	26	13%	199
GRACE PEDIATRICS		167	31	16%	198
DEPARTMENT OF HEALTH & HUMAN SERVICES		198			198
FARAH MEDICAL		184	14	7%	198
LAUREL POINT CARE ACQUISITION LLC DBA SANDGATE GARDENS REHAB AND NURSI		171	27	14%	198
Avante of Boca Raton		198			198
ST JOSEPH'S HOSPITAL LABORATORY			198	100%	198
MIRACLE HILL NURSING & REHABILITATION CENTER INC		191	6	3%	197
BRADEN RIVER REHABILITATION CENTER LLC		196	1	1%	197
UNIVERSITY OF MIAMI		70	127	64%	197
Avante at Melbourne		194	3	2%	197
NO FLORIDA PEDIATRICS, PA		169	27	14%	196
ABBIEJEAN RUSSELL CARE CENTER□		195	1	1%	196
TUSCAN GARDENS OF PALM COAST		190	5	3%	195
AMA MEDICAL GROUP LLC		163	32	16%	195
Heritage Park Rehabilitation & Healthcare		177	18	9%	195
NEW YORK CITY DEPARTMENT OF HEALTH & MENTAL		161	34	17%	195
TARPON POINT NURSING AND REHABILITATION CENTER		192	3	2%	195
BEACON AT GULF BREEZE, THE	2	181	11	6%	194
BRUCE S WEST MD	1	192	1	1%	194

# COVID-19: testing by laboratory

Data through Mar 25, 2021 verified as of Mar 26, 2021 at 09:25 AM

Data in this report are provisional and subject to change.

The numbers in the table below represent the number of Florida and non-Florida residents for whom test results were received by the Department of Health. A person can be tested by more than one laboratory and can have both positive and negative results. **Therefore, the sum of the numbers in each column will be larger than the total number of people tested.**

Reporting lab	Inconclusive	Negative	Positive	Percent positive	Total
SARNO EXTENDED HOURS		124	69	36%	193
MARION AND BERNARD L SAMSON NURSING CENTER		189	4	2%	193
PINELLAS CARE CENTER		159	34	18%	193
CYPRESS POINT LIVING, LLC		177	15	8%	192
KENILWORTH CARE & REHABILITATION CENTER		180	12	6%	192
FINLAY CLINICAL LABORATORY INC	1	39	152	79%	192
KINDRED HOSPITAL THE PALM BEACHES		187	5	3%	192
PARK MEADOWS HEALTH AND REHABILITATION CENTER		191			191
MEDICAL CONSULTANTS OF FLORIDA LLC	1	157	33	17%	191
HEALTH LINK DIAGNOSTIC LABORATORIES		182	9	5%	191
LAB CORP	1	111	79	41%	191
CARENOW LAKE MARY		45	146	76%	191
HOSPITAL FOR SPECIAL SURGERY		187	3	2%	190
WALGREENS 4915	1	170	19	10%	190
BARKLEY PLACE	1	185	4	2%	190
MILLENNIUM PHYSICIAN GROUP LLC		166	24	13%	190
NEO GENOMICS - FORT MYERS	1	183	6	3%	190
RIVERWOOD CENTER,THE		179	10	5%	189
FIRST CHOICE PEDIATRICS SEMORAN		98	91	48%	189
PATRIOT MEDICAL LABORATORIES		181	8	4%	189
WOMEN'S CARE FLORIDA LABORATORY		183	5	3%	188
The Ponce Therapy Care Center		184	4	2%	188
OCEAN REEF MEDICAL CENTER		150	38	20%	188
LEESBURG PEDIATRICS		161	27	14%	188
HIGHLANDS URGENT CARE			187	100%	187
BAPTIST HEALTH URGENT CARE AT PLANTATION		151	36	19%	187
ALLSOUTH URGENT CARE		19	168	90%	187
PLANTATION NURSING & REHAB CENTER		187			187
LABCORP BURLINGTON		148	38	20%	186
CRYSTAL RIVER HEALTH & REHAB		185	1	1%	186
ANTHEM LAKES LLC		151	35	19%	186
GULF COAST MEDICAL CENTER		182	4	2%	186
YOUR FAMILY WALK-IN CLINIC		13	173	93%	186
VIERA MANOR ASSISTED LIVING RESIDENCE		179	7	4%	186
CSL PLASMA		31	155	83%	186
MIDWAY PRIMARY CARE, LLC	11	103	71	38%	185
ADVENT		172	13	7%	185
NIGHT LITE PEDIATRICS WINTER GARDEN		144	41	22%	185
JACKSONVILLE NURSING AND REHAB CENTER		176	8	4%	184
LIFE CARE CENTER OF ALTAMONTE SPRINGS		157	27	15%	184
ST. JAMES BAY HEALTH AND REHABILITATION CENTER		183	1	1%	184
GEORGIA DEPARTMENT OF PUBLIC HEALTH	1	5	178	97%	184
BAPTIST HEALTH PRIMARY CARE	1	134	49	27%	184
CANTERFIELD OF CLAY COUNTY		146	38	21%	184
ZON BEACHSIDE LLC		147	37	20%	184
MIAMI VA HEALTHCARE SYSTEM			184	100%	184

# COVID-19: testing by laboratory

Data through Mar 25, 2021 verified as of Mar 26, 2021 at 09:25 AM

Data in this report are provisional and subject to change.

The numbers in the table below represent the number of Florida and non-Florida residents for whom test results were received by the Department of Health. A person can be tested by more than one laboratory and can have both positive and negative results. **Therefore, the sum of the numbers in each column will be larger than the total number of people tested.**

Reporting lab	Inconclusive	Negative	Positive	Percent positive	Total
ADVENT HEALTH CENTRA CARE - WESLEY CHAPEL		13	170	93%	183
SOUTH BALDWIN REGIONAL MEDICAL CENTER		170	12	7%	182
PHYSICIANS REGIONAL MEDICAL CENTER - PINE RIDGE		20	162	89%	182
STAR CARE		159	23	13%	182
HAWKINS FAMILY MEDICINE LLC	1	130	51	28%	182
BROOKDALE ORANGE PARK		181	1	1%	182
NADAL PEDIATRICS - VICTORIA STREET (3385)		153	28	15%	181
Emory L Bennett State Veterans Nursing Home		178	3	2%	181
MEDICATION ROOMS-CSU/CI NURSE STATION	1	169	11	6%	181
EDWARD J HEALEY REHAB & NURSING CENTER		181			181
Sunrise Health and Rehabilitation Center		173	8	4%	181
GLADES HEALTH CARE CENTER		178	3	2%	181
STERLING HOUSE OF PUNTA GORDA		179	1	1%	180
WORKPLACE SCREENING INTELLIGENCE			179	100%	179
FLORIDA DEPARTMENT OF HEALTH IN TAYLOR COUNTY	1	135	43	24%	179
SUNY UPSTATE MEDICAL UNIVERSITY		164	15	8%	179
US MEDICAL CARE, INC		157	21	12%	178
ARDEN COURTS OF LARGO FL, LLC		156	22	12%	178
BAPTIST HEALTH SOUTH FLORIDA - WEST BOCA URGENT CARE		139	39	22%	178
PRIMECARE OF DOTHAN		124	54	30%	178
JUNO DERMATOLOGY LLC		161	17	10%	178
SENIOR LIVING VII TAMPA LLC	1	167	9	5%	177
ROSECASTLE OF CITRUS		147	30	17%	177
TUSCAN GARDENS OF VENETIA MANAGEMENT COMPANY		163	14	8%	177
ALL SEASONS NAPLES LLC		172	5	3%	177
ADVENT HEALTH CENTRA CARE - CARROLLWOOD		5	172	97%	177
ARDEN COURTS OF FORT MYERS		170	6	3%	176
SUMMERFIELD EMERGENCY ROOM		132	44	25%	176
GENE BY GENE		61	115	65%	176
GEORGE SAFRAN MD PC		162	13	7%	175
PEDIATRIC SPECIALISTS MEDICAL GROUP	1	162	12	7%	175
CARE CENTERS OF NASSAU		172	3	2%	175
ORLANDO HEALTH EMERGENCY DEPARTMENT		163	12	7%	175
ASTON GARDENS AT PELICAN MARSH		169	5	3%	174
CANTERFIELD OF OCALA, LLC		163	11	6%	174
ANCHOR CARE AND REHABILITATION CENTER		173	1	1%	174
The Inn at Sarasota Bay Club		172	2	1%	174
BENDERSON FAMILY SKILLED NURSING AND		157	17	10%	174
QUICK CARE MED LLC	1	121	52	30%	174
EXOSOME DIAGNOSTICS	1	154	19	11%	174
DOLPHIN POINTE HEALTH CARE LLC		153	20	12%	173
CENTRAL FLORIDA HEALTHCARE GROUP LLC		151	21	12%	172
FORT WALTON REHABILITATION CENTER		133	39	23%	172
NORTH FLORIDA INTERNAL MEDICINE PA		138	34	20%	172
BONITA PHARMACY		154	18	10%	172
MID FLORIDA PATHOLOGY LLC MOBILE UNIT #4		118	53	31%	171



# COVID-19: testing by laboratory

Data through Mar 25, 2021 verified as of Mar 26, 2021 at 09:25 AM

Data in this report are provisional and subject to change.

The numbers in the table below represent the number of Florida and non-Florida residents for whom test results were received by the Department of Health. A person can be tested by more than one laboratory and can have both positive and negative results. **Therefore, the sum of the numbers in each column will be larger than the total number of people tested.**

Reporting lab	Inconclusive	Negative	Positive	Percent positive	Total
BAY EDUCATORS WELLNESS CENTER		114	57	33%	171
ORLANDO ORTHOPAEDIC OUTPATIENT SURGERY CENTER LLC		168	3	2%	171
ROSECASTLE OF ZEPHRHILLS		168	3	2%	171
BROOKDALE FORT MYERS THE COLONY		167	4	2%	171
A PLUS PEDIATRICS		148	22	13%	170
ARDEN COURTS OF DELRAY BEACH FL LLC	3	157	10	6%	170
FLORIDA DEPARTMENT OF HEALTH IN ALACHUA COUNTY -		156	14	8%	170
BRIGHTON EGGERT PHARMACY INC		163	7	4%	170
LAKE REGIONAL URGENT CARE		11	159	94%	170
PEDIATRICS OF GREATER ORLANDO		146	24	14%	170
HUNT CLUB PEDIATRIC ASSOCIATES PA		106	63	37%	169
HEALTHPOINT MED GRP OF THE EMERALD COAST LLC		137	32	19%	169
HIGHLANDS LAKE CENTER		165	4	2%	169
SUWANNEE VALLEY NURSING CENTER		155	14	8%	169
Life Care Center of Orlando		164	5	3%	169
WILLISTON PEDIATRICS PA	1	139	28	17%	168
RIVERSIDE RECOVERY OF TAMPA		167	1	1%	168
PANAMA CITY DEVELOPMENTAL CENTER□		168			168
NAIA		167	1	1%	168
OSPREY VILLAGE AT AMELIA ISLAND LTD		157	10	6%	167
MOBILE INFIRMARY MED CENTER PATH LAB		152	15	9%	167
ADVENT HEALTH CENTRA CARE - TEMPLE TERRACE	1	103	63	38%	167
URGENT CARE OF THE PALM BEACHES, NORTH PALM BEACH			167	100%	167
COASTAL INTERNAL MEDICINE		128	38	23%	166
MEADOWCREST FAMILY PHYSICIANS		97	69	42%	166
CAYUGA MEDICAL CENTER AT ITHACA		160	5	3%	165
CITRUS HEALTH AND REHAB		132	33	20%	165
THE ARLINGTON OF NAPLES INC.		162	3	2%	165
CAREATC CITY OF TAMPA	1	136	28	17%	165
SIGNATURE HEALTHCARE OF ORANGE PARK		161	3	2%	164
Hampton Court Nursing and Rehabilitation Center		162	2	1%	164
MCW MENTAL HEALTH LLC		160	4	2%	164
COLLIER PHARMACY		132	32	20%	164
LAKEVIEW TERRACE RETIREMENT COMMUNITY		147	17	10%	164
NAPHCARE, INC AT MANATEE COUNTY JAIL		139	25	15%	164
TRI COUNTY NURSING HOME		162	1	1%	163
PRECISION GENETICS, INC		157	6	4%	163
BRADENTON HEALTH CARE		163			163
ADVENT HEALTH - PALM HARBOR ER		129	34	21%	163
WOODBIDGE FACILITY INC		158	5	3%	163
SACRED HEART HEALTH SYSTEM INC		131	31	19%	162
REGENCY PARK		144	18	11%	162
WESLEY HAVEN VILLA	1	127	34	21%	162
CHARTER SENIOR LIVING OF PANAMA CITY BEACH		140	21	13%	161
VILLA MARIA WEST SKILLED NURSING FACILITY		154	7	4%	161
SUNLIFE PHARMACY		144	17	11%	161

# COVID-19: testing by laboratory

Data through Mar 25, 2021 verified as of Mar 26, 2021 at 09:25 AM

Data in this report are provisional and subject to change.

The numbers in the table below represent the number of Florida and non-Florida residents for whom test results were received by the Department of Health. A person can be tested by more than one laboratory and can have both positive and negative results. **Therefore, the sum of the numbers in each column will be larger than the total number of people tested.**

Reporting lab	Inconclusive	Negative	Positive	Percent positive	Total
SOMERBY LAKE NONA		154	7	4%	161
VIPEDIATRICS PLLC		146	15	9%	161
PROFESSIONAL URGENT CARE SERVICES		126	35	22%	161
GREENBRIAR REHABILITATION AND NURSING CENTER	1	159			160
EAST NEW YORK DIAGNOSTIC AND TREATMENT		152	8	5%	160
NORTH BEACH REHABILITATION CENTER		158	2	1%	160
ARCADIA HEALTH AND REHABILITATION CENTER		100	60	38%	160
FINNISH AMERICAN REST HOME-ALF		158	2	1%	160
AMERICAN FAMILY MEDICAL LLC		120	40	25%	160
KEYSTONE REHAB		160			160
WEST COAST FAMILY MEDICAL CARE		125	34	21%	159
VITAS HEALTHCARE CORPORATION OF FL		144	15	9%	159
ESCAMBIA COUNTY JAIL DETENTION DIVISION		154	5	3%	159
BROOKDALE PENSACOLA		158	1	1%	159
TERRACE AT HOBE SOUND, THE	1	153	4	3%	158
WUESTHOFF REF LABORATORY			158	100%	158
HIALEAH SHORES NURSING AND REHAB CENTER		149	8	5%	157
DOCTORS MEMORIAL FAMILY PRACTICE	2	119	36	23%	157
TIMBERRIDGE NURSING HOME & REHAB		123	33	21%	156
KRYSTAL BAY NURSING AND REHABILITATION		151	5	3%	156
Kindred Hospital South Florida Hollywood SNU		149	7	4%	156
NORTH PORT REHABILITATION AND NURSING CENTER		155	1	1%	156
DESOTO PALMS ALF		151	5	3%	156
Englewood Healthcare and Rehab		141	15	10%	156
WILTON MANORS HEALTH & REHABILITATION CENTER		146	9	6%	155
COCOA BEACH/ADVENT CENTRA		41	114	74%	155
FAWCETT MEMORIAL HOSPITAL-LAB		39	115	75%	154
ALL FLORIDA FAMILY AND SPORTS MEDICINE		134	20	13%	154
PRUITT HEALTH		152	2	1%	154
PALMETTO FACILITY INC	1	153			154
VILLAGE PEDIATRICS LLC		126	28	18%	154
POINTE, THE		126	28	18%	154
DIAMOND RIDGE		147	7	5%	154
PROVIDENCE HOSPITAL LABORATORY		145	8	5%	153
SUNNY HILLS ALF OF SEBRING INC		140	12	8%	152
QUEENS HOSPITAL CENTER	1	141	10	7%	152
BENTON HOUSE AT OAKLEAF		122	30	20%	152
NO FLORIDA PEDIATRICS, PA - BRADFORD		123	29	19%	152
FHMG-FLORIDA HOSPITAL MEDICAL GROUP		128	24	16%	152
PHYSICIAN PARTNERS PERRY		87	64	42%	151
Madison Health and Rehabilitation Center		115	36	24%	151
RDV SPORTSPLEX PEDIATRICS		124	27	18%	151
QUALITY URGENT CARE AND WELLNESS PL	3	106	42	28%	151
NAVARRE GARDENS LLC		126	25	17%	151
The Crossroads		149	1	1%	150
VIERA DEL MAR HEALTH AND REHABILITATION CENTER		146	4	3%	150

# COVID-19: testing by laboratory

Data through Mar 25, 2021 verified as of Mar 26, 2021 at 09:25 AM

Data in this report are provisional and subject to change.

The numbers in the table below represent the number of Florida and non-Florida residents for whom test results were received by the Department of Health. A person can be tested by more than one laboratory and can have both positive and negative results. **Therefore, the sum of the numbers in each column will be larger than the total number of people tested.**

Reporting lab	Inconclusive	Negative	Positive	Percent positive	Total
LABORATORY OF FLORIDA		97	53	35%	150
GRAVITY DIAGNOSTICS		56	94	63%	150
LIFE BRITE		134	16	11%	150
EXPERTUS LABORATORIES INC		77	73	49%	150
CORE BIO LABS		76	74	49%	150
PRECISION HEALTH RESOURCES, LLC	1	133	15	10%	149
LAKE WALES OPERATING GROUP LLC		144	5	3%	149
GOLD CHOICE SENIOR COMMUNITIES		109	40	27%	149
ADVENTHEALTH HOSPICE CARE CENTRAL FLORIDA		145	4	3%	149
REFUAH HEALTH CENTER LABORATORY		142	7	5%	149
F&T MEDICAL RESEARCH, INC		149			149
WRIGHTS HEALTH CARE AND REHABILITATION CENTER		118	30	20%	148
MILLENNIUM LAB SERVICES			148	100%	148
CRANE CENTER		116	31	21%	147
PALM BEACH COUNTY HEALTH DEPT LAB	4	137	6	4%	147
JACKSON COUNTY HEALTH DEPARTMENT		101	46	31%	147
SONATA COCONUT CREEK	2	122	23	16%	147
SEAGRASS VILLAGE FLEMING ISLAND		110	37	25%	147
CROSSWINDS HEALTH AND REHABILITATION CENTER	1	144	2	1%	147
RITE MEDICAL CARE PC		145	2	1%	147
PENSACOLA PEDIATRICS MILTON		135	12	8%	147
MACKOUL PEDIATRICS FORT MYERS		130	17	12%	147
FIRST CHOICE PEDIATRICS INC		134	13	9%	147
CLERMONT URGENT CARE			147	100%	147
CLEARWATER STATMED QUICK QUALITY CLINICS		42	104	71%	146
WALGREENS 6221		129	17	12%	146
Quail Run Health Care Center		146			146
ALLCARE MEDICAL CENTERS PC		122	24	16%	146
FLORIDA HEALTH CARE PLANS INC		2	144	99%	146
ABSOLUTE HEALTH INTERNAL MEDICINE AND PEDIATRICS		128	17	12%	145
TUSCAN ISLE CHAMPIONSGATE OP CO LLC		143	2	1%	145
FAMILY EXTENDED CARE OF CENTRAL TAMPA		127	18	12%	145
BROOKDALE CAPE CORAL		145			145
WEDGEWOOD HEALTHCARE CENTER		93	52	36%	145
Lehigh Acres Health and Rehabilitation		134	11	8%	145
REGENCY CARE OF BLOUNTSTOWN LLC		135	10	7%	145
ADVENTHEALTH CENTRA CARE PONCIANA	1	81	62	43%	144
CHERRY OAK PALM BEACH COUNTY		136	8	6%	144
NCRNC INC		140	4	3%	144
D PEDIATRICS		127	17	12%	144
DAYSPRING VILLAGE		121	22	15%	143
JEFFERY WEINZWEIG		2	141	99%	143
BVM THE BRIDGES LLC		143			143
EMBRY RIDDLE AERONAUTICAL UNIVERSITY HEALTH SERVICES		1	141	99%	142
Nemours Children's Urgent Care		80	62	44%	142
GULFCOAST PEDIATRICS		134	8	6%	142

# COVID-19: testing by laboratory

Data through Mar 25, 2021 verified as of Mar 26, 2021 at 09:25 AM

Data in this report are provisional and subject to change.

The numbers in the table below represent the number of Florida and non-Florida residents for whom test results were received by the Department of Health. A person can be tested by more than one laboratory and can have both positive and negative results. **Therefore, the sum of the numbers in each column will be larger than the total number of people tested.**

Reporting lab	Inconclusive	Negative	Positive	Percent positive	Total
Peninsula Care and Rehab		130	12	8%	142
OAKHURST CENTER		135	7	5%	142
NOVARI CARE LLC		97	44	31%	141
OAKS OF KISSIMMEE HEALTH AND REHABILITATION CENTER		138	3	2%	141
TRADITION MEDICAL CENTER LABORATORY		54	87	62%	141
ENCOMPASS HEALTH REHABILITATION OF SEA PINES		140	1	1%	141
MAINSTREAM DIAGNOSTIC LABORATORY LLC		122	19	13%	141
UNITED CLINICAL LABORATORIES		132	9	6%	141
PORT ST LUCIE REHABILITATION AND HEALTHCARE		98	43	30%	141
DB MD		124	16	11%	140
Jacaranda Manor		139	1	1%	140
GATEWAY CARE CENTER		138	1	1%	139
GRAND OAKS HEALTH & REHABILITATION		138	1	1%	139
Gulf Coast Healthcare (Longwood Health and Rehab		118	21	15%	139
LabCorp L#09258090 M#09258105		74	64	46%	138
PROVISTA DIAGNOSTICS, INC		135	3	2%	138
ADVENT HEALTH CENTRA CARE - CITRUS PARK		9	129	93%	138
AMERICAN PATHOLOGY PARTNERS		136	2	1%	138
WINDSOR OF LAKEWOOD RANCH,THE		136	2	1%	138
ADVENT HEALTH CENTRA CARE - DELAND		28	110	80%	138
HEARTLAND HEALTHCARE AND REHAB CENTER		116	22	16%	138
SMILEY MEDICAL GROUP		108	30	22%	138
BOSTON RED SOX CLUB LP		136	2	1%	138
SPRING HAVEN RETIREMENT	1	133	3	2%	137
MV MEDICAL PRACTICE DBA PRIMARY URGENT CARE		130	7	5%	137
PPC-LAB EDI ORCHARD BI		129	8	6%	137
PEDIATRIC ASSOCIATES AT ARGYLE PA		131	6	4%	137
Centre Pointe Health and Rehabilitation Center		126	11	8%	137
KINDRED HOSPITAL MELBOURNE	1	132	4	3%	137
ADVENTHEALTH MEDICAL GROUP FAMILY MEDICINE AT		106	31	23%	137
MANOR AT BLUEWATER BAY		131	6	4%	137
JEFFERSON COUNTY HEALTH DEPARTMENT-MONTICELLO		106	31	23%	137
CARENOW URGENT CARE - LAKE MARY			137	100%	137
LONGWOOD HEALTH AND REHABILITATION CENTER		124	12	9%	136
SHC College Park		135	1	1%	136
SONATA DELRAY BEACH		125	11	8%	136
KINDRED HOSPITAL - SOUTH FLORIDA		133	3	2%	136
ADVENT HEALTH CENTRA CARE - ORANGE CITY	1	53	82	60%	136
CLARE BRIDGE OF CAPE CORAL	1	135			136
PROMPT CARE OF CENTRAL FLORIDA			135	100%	135
PEDIATRIC CARE CENTER		135			135
IRL MARKET LAB ALACHUA		104	31	23%	135
FAWCETT MEMORIAL HOSPITAL LABORATORY			135	100%	135
AHEC CLINIC		7	128	95%	135
MED COMP SCIENCES		1	134	99%	135
SONATA WEST		133	2	1%	135

# COVID-19: testing by laboratory

Data through Mar 25, 2021 verified as of Mar 26, 2021 at 09:25 AM

Data in this report are provisional and subject to change.

The numbers in the table below represent the number of Florida and non-Florida residents for whom test results were received by the Department of Health. A person can be tested by more than one laboratory and can have both positive and negative results. **Therefore, the sum of the numbers in each column will be larger than the total number of people tested.**

Reporting lab	Inconclusive	Negative	Positive	Percent positive	Total
DAYSPRING SENIOR LIVING LLC		133	2	1%	135
CITRUS MEMORIAL HOSPITAL			135	100%	135
DOCTOR'S IN HOUSE LABORATORY		18	116	87%	134
LIFE CARE CENTER OF JACKSONVILLE		113	21	16%	134
ADVANCED MEDICAL CENTER		86	48	36%	134
STEWART MEDICAL GROUP		34	100	75%	134
JPR URGENT MEDICAL CARE		132	2	1%	134
WILLOWBROOKE COURT AT ST ANDREWS ESTATES		128	5	4%	133
SOUTH CAMPUS FACILITY INC		122	11	8%	133
ISLAND HEALTH AND REHABILITATION CENTER		132	1	1%	133
TGH URGENT CARE – SEMINOLE			133	100%	133
Lakeside Nursing and Rehabilitation Center	1	107	25	19%	133
CLINICA HISPANA		1	132	99%	133
AMERICAN HOUSE-BONITA SPRINGS		131	1	1%	132
THE REHABILITATION CENTER OF LAKE CITY		127	5	4%	132
RESEARCH CENTERS OF AMERICA, LLC		109	23	17%	132
ARIZONA DEPARTMENT OF HEALTH SERVICES		5	127	96%	132
CVS		34	98	74%	132
THE WELLNESS CENTER AT LAKEWOOD RANCH		43	88	67%	131
LAKELAND REGIONAL HEALTH LAKE MIRIAM	2	87	42	32%	131
FOUNTAINS OF HOPE LLC, THE		130	1	1%	131
GARDENS HEALTH NH LLC		128	3	2%	131
HARBORCHASE OF VERO BEACH	1	115	15	11%	131
CENTRACARE		17	114	87%	131
INTEGRATED REGIONAL LABORATORIES		119	12	9%	131
MEASE COUNTRYSIDE HOSPITAL		1	129	99%	130
MOOSEHAVEN LIFE CARE CENTER		130			130
VITAS HEALTHCARE		119	10	8%	129
WILLOW BROOKE COURT AT AZALEA TRACE		128	1	1%	129
The Crossings		127	2	2%	129
BMHSI-AEL MICROBIOLOGY LABORATORY	2	102	25	19%	129
STUART - FAIRGROUNDS		113	16	12%	129
TRI-COUNTY NURSING HOME		117	12	9%	129
SONNIS PEDIATRICS PA		116	13	10%	129
NADAL PEDIATRICS		97	31	24%	128
CHARLES CROFT MD	1	126	1	1%	128
PEDIATRICS IN BREVARD PA- ROCKLEDGE		92	36	28%	128
HAZELDEN FLORIDA	1	124	3	2%	128
QUICK CARE MED PL CR		80	48	38%	128
KINDRED HOSPITAL SOUTH FLORIDA		119	9	7%	128
GATTOLINE ENTERPRISES, INC. DBA FAMILY CARE PHARMACY		104	24	19%	128
SEMINOLE TRIBE OF FLORIDA		104	23	18%	127
GESSLER CLINIC PA		98	29	23%	127
SHOAL CREEK REHABILITATION CENTER		85	42	33%	127
APOLLO HEALTH & REHABILITATION		121	6	5%	127
HILLSBOROUGH COUNTY DEVELOPMENTAL CTR	1	117	9	7%	127

# COVID-19: testing by laboratory

Data through Mar 25, 2021 verified as of Mar 26, 2021 at 09:25 AM

Data in this report are provisional and subject to change.

The numbers in the table below represent the number of Florida and non-Florida residents for whom test results were received by the Department of Health. A person can be tested by more than one laboratory and can have both positive and negative results. **Therefore, the sum of the numbers in each column will be larger than the total number of people tested.**

Reporting lab	Inconclusive	Negative	Positive	Percent positive	Total
FLORIDA MEDICAL CLINIC LLC		70	56	44%	126
MAGNOLIA MEDICAL CLINIC		20	106	84%	126
RAPID RELIABLE TESTING NY LLC		117	9	7%	126
ARDEN COURTS OF LELY PALMS□		124	2	2%	126
BAYCARE HEALTH SYSTEMS		2	124	98%	126
HOSPICE OF THE TREASURE COAST		121	5	4%	126
ATMORE COMMUNITY HOSPITAL LABORATORY		99	27	21%	126
FIRSTCARE CLINIC		67	58	46%	125
DIAGNOSTIC LABORATORY OF OKLAHOMA		101	24	19%	125
MINUTECLINIC DIAGNOSTIC OF TEXAS, LLC		112	13	10%	125
THE CLUB AND REHABILITATION CENTER		124	1	1%	125
IQBAL A FARUQUI MD□		93	32	26%	125
WALTON PLACE		125			125
ESCAMBIA COUNTY JAIL	1	96	27	22%	124
Mt Sinai Aventura			124	100%	124
MANOR CARE OF PALM HARBOR		123	1	1%	124
KINDRED HOSPITAL-BAY AREA-ST PETERSBURG LAB	1	117	6	5%	124
ADVENT HEALTH CENTRA CARE - BRANDON		31	93	75%	124
NORTH FL SOUTH GA HCS-MALCOM RANDALL VAMC			124	100%	124
ARBOR GLEN AT ARBOR TRACE	2	113	9	7%	124
ST PETERSBURG PEDIATRICS-MLK JUNIOR BLVD		115	9	7%	124
CITRUS MEMORIAL HEALTH SYSTEM LAB		2	121	98%	123
COQUINA CENTER		119	4	3%	123
Signature Healthcare of Palm Beach		122	1	1%	123
MINUTECLINIC DIAGNOSTIC		116	7	6%	123
WINDERMERE MEDICAL CENTER		117	5	4%	122
AMERICAN HOUSE COCONUT POINT		104	18	15%	122
PANAMA PHARMACY	3	101	18	15%	122
MINUTECLINIC DIAGNOSTIC OF RHODE ISLAND, LLC #729		118	4	3%	122
PSL NAPLES BH OPERATIONS, LLC		122			122
GENEDX		47	75	61%	122
THREE OAKS PHARMACY INC		109	13	11%	122
URGENT CARE TCMA			121	100%	121
HIGHLANDS MEDICAL CENTER		118	3	2%	121
PARKVIEW HEALTH		121			121
MEYER PEDIATRICS		107	14	12%	121
WALGREENS #06012		105	16	13%	121
Sandy Ridge Center for Rehabilitation and Healing		100	21	17%	121
FLORIDA DEPARTMENT OF HEALTH IN LAKE COUNTY	1	78	42	35%	121
ISLAND URGENT CARE PLLC DBA AFC URGENT CARE		120	1	1%	121
Crystal Health & Rehab Center		115	6	5%	121
NSPIRE HEALTHCARE TAMARAC		80	40	33%	120
FLORIDA ATLANTIC UNIVERSITY		113	7	6%	120
THE COURTYARD ASSISTED LIVING		116	4	3%	120
AMERICAN ESOTERIC LAB-BIRMINGHAM		117	3	3%	120
BROOKDALE JENSEN BEACH□		117	3	3%	120

# COVID-19: testing by laboratory

Data through Mar 25, 2021 verified as of Mar 26, 2021 at 09:25 AM

Data in this report are provisional and subject to change.

The numbers in the table below represent the number of Florida and non-Florida residents for whom test results were received by the Department of Health. A person can be tested by more than one laboratory and can have both positive and negative results. **Therefore, the sum of the numbers in each column will be larger than the total number of people tested.**

Reporting lab	Inconclusive	Negative	Positive	Percent positive	Total
SUMMIT MEDICAL GROUP		108	11	9%	119
CARE RESOURCE COMMUNITY HEALTH CENTERS INC		113	6	5%	119
MED ONE AT SAINT AUGUSTINE		87	32	27%	119
OPPENHEIMER PLASTIC SURGERY LLC		114	5	4%	119
PALMS FACILITY INC		104	15	13%	119
MEMORY CARE OF NAPLES		119			119
MATHISON RETIREMENT COMMUNITY		114	5	4%	119
VITAS HEALTHCARE CORPORATION OF FLORIDA		115	3	3%	118
RDX BIOSCIENCE		60	58	49%	118
HOBDAIRI FAMILY HEALTH LLC		82	36	31%	118
COASTAL HEALTH AND REHAB		110	8	7%	118
LABCORP RTP		47	71	60%	118
ALTERNATIVE LIVING, INC DBA TWIN CITIES PAVILION		115	3	3%	118
SH HERON EAST LLC		103	15	13%	118
AEGIS MEDICAL GROUP		97	20	17%	117
NEIGHBORHOOD MEDICAL CENTER		112	5	4%	117
BELVEDERE COMMONS OF FORT WALTON BEACH		106	10	9%	116
SEMINOLE SPORTS AND FAMILY MEDICINE		103	13	11%	116
PINELLAS COUNTY JAIL			116	100%	116
ARBOR TERRACE SAN JOSE LLC	3	111	2	2%	116
LEE COUNTY SCHOOL DISTRICT	1	108	7	6%	116
HEARTLAND PHARMACY LAKE PLACID, INC		86	30	26%	116
MD 365 MEDICAL CARE		114	1	1%	115
BROOKDALE COLONIAL PARK	2	112	1	1%	115
BROWARD HEALTH CORAL SPRINGS EPIDEMIOLOGY DEPT		1	114	99%	115
MONTEFIORE MEDICAL CENTER LABORATORIES - MOSES		105	10	9%	115
L&S SENIOR CARE DBA ARCADIA OAKS	4	110	1	1%	115
BARBARA O'REILLY MD PA		111	4	3%	115
BIODESIX, INC.		86	29	25%	115
SOLARIS SENIOR LIVING OF MERRITT ISLAND		111	4	3%	115
TIFFANY HALL NURSING AND REHAB CENTER		106	9	8%	115
SUNFLOWER SPRINGS ASSISTED LIVING		105	10	9%	115
FLAGLER COLLEGE HEALTH SERVICES		83	32	28%	115
MINUTECLINIC LLC #4987		100	15	13%	115
SOUTH BALDWIN MEDICAL CENTER GULF SHORES		91	23	20%	114
UNIVERSITY HEALTH SYSTEM INC		103	11	10%	114
WESTWOOD NURSING & REHAB		80	34	30%	114
MINUTECLINIC DIAGNOSTIC OF SOUTH CARO		93	21	18%	114
CABANA AT JENSEN DUNES, THE		110	4	4%	114
ELAN BUENA VISTA		97	17	15%	114
UNIVERSITY MEDICAL CENTER SUITES		100	14	12%	114
ARDEN COURTS OF PALM HARBOR		94	19	17%	113
Courtyards of Orlando Care Center		101	12	11%	113
TREASURE COAST MEDICAL ASSOCIATES		4	109	96%	113
SURFSIDE URGENT CARE		91	22	19%	113
WELLSNOW URGENT CARE PC		113			113

# COVID-19: testing by laboratory

Data through Mar 25, 2021 verified as of Mar 26, 2021 at 09:25 AM

Data in this report are provisional and subject to change.

The numbers in the table below represent the number of Florida and non-Florida residents for whom test results were received by the Department of Health. A person can be tested by more than one laboratory and can have both positive and negative results. **Therefore, the sum of the numbers in each column will be larger than the total number of people tested.**

Reporting lab	Inconclusive	Negative	Positive	Percent positive	Total
GRAND VILLA OF LAKELAND		107	6	5%	113
CLEVELAND CLINIC FOUNDATION		12	100	89%	112
ALLIED HEALTH FORT PIERCE		112			112
A2Z DIAGNOSTICS		111	1	1%	112
PANCARE HEALTH GULF COUNTY		84	28	25%	112
DIATHERIX LABORATORIES		68	44	39%	112
ARBOR TERRACE ORTEGA LLC	2	107	2	2%	111
PHYSICIANS REGIONAL CLINIC		82	29	26%	111
EC OPCO CARROLLWOOD LLC		105	6	5%	111
TGH URGENT CARE - TYRONE		2	109	98%	111
HOSPICE OF THE EMERALD COAST INC - PANAMA CITY	2	102	7	6%	111
VILLAS OF HOLLY BROOK - BRADENTON 14TH		109	2	2%	111
TURNING POINT OF TAMPA		105	6	5%	111
J FRANK AVEY MD		87	24	22%	111
MG PORT CHARLOTTE II SUBTENANT LLC		99	12	11%	111
MY CLINICAL LAB INC		17	93	85%	110
KINDRED HOSPITAL NORTH FLORIDA	3	101	6	5%	110
LATE HOURS URGENT CARE		60	50	45%	110
PRIME HEALTH OF NORTH PORT LLC		93	17	15%	110
LAKE HOUSE ASSISTED LIVING		93	17	15%	110
Riviera Health Resort		108	1	1%	109
SUMMIT MEDICAL GROUP PA		99	10	9%	109
SEVEN HILLS HEALTH AND REHABILITATION CENTER		93	16	15%	109
Hialeah Nursing And Rehabilitation Center		104	5	5%	109
ROHR HOME		106	3	3%	109
FHMG LAKE MARY PEDS		94	15	14%	109
LEE MEMORIAL HEALTH SYSTEM HEALTH FAIR		103	5	5%	108
North Lake Care Center		107	1	1%	108
EVANS HEALTH CARE		106	2	2%	108
REGENCY OAKS HEALTH CENTER		105	2	2%	107
ALL MY KIDS PEDIATRICS INC		75	32	30%	107
NAVY HOSPITAL			107	100%	107
CSL PLASMA INC		7	100	93%	107
TUSCAN ISLE OPERATING COMPANY LLC DBA		103	4	4%	107
BAY VIEW HEALTHCARE		85	22	21%	107
HEART OF FLORIDA REGIONAL MED CTR		35	71	67%	106
ELMCROFT OF BELLA VITA		98	8	8%	106
NORTH FLORIDA EVALUATION AND TREATMENT CENTER	2	99	5	5%	106
Golfview Healthcare Center		101	5	5%	106
ISLAND DOCTORS		16	89	85%	105
MEDICAL CONSULTANTS OF FLORIDA DBA	1	90	14	13%	105
CORNERSTONE MEDICAL CARE OF BRANDON PL		86	19	18%	105
CAREMOUNT MEDICAL - PATHOLOGY		101	4	4%	105
WEST		91	14	13%	105
PICH KTM CORP DBA MEDTOWN PHARMACY		89	16	15%	105
ST PETERSBURG PEDIATRICS-SEMINOLE		92	13	12%	105



# COVID-19: testing by laboratory

Data through Mar 25, 2021 verified as of Mar 26, 2021 at 09:25 AM

Data in this report are provisional and subject to change.

The numbers in the table below represent the number of Florida and non-Florida residents for whom test results were received by the Department of Health. A person can be tested by more than one laboratory and can have both positive and negative results. **Therefore, the sum of the numbers in each column will be larger than the total number of people tested.**

Reporting lab	Inconclusive	Negative	Positive	Percent positive	Total
WESTCHESTER MEDICAL CENTER		101	3	3%	104
GRANDE, THE	2	98	4	4%	104
VIERA HOSPITAL			104	100%	104
PREDICTIVE LABORATORIES, INC	1	90	13	13%	104
VISTA MANOR		92	12	12%	104
MICRO PATH LABORATORIES INC		101	3	3%	104
SOUTH GEORGIA MEDICAL CENTER		64	40	38%	104
EAST RIDGE RETIREMENT VILLAGE INC		104			104
PEDIATRIC CARE CENTER- JACKSONVILLE BEACH		75	29	28%	104
MINUTECLINIC DIAGNOSTIC OF NORTH CAROL		83	20	19%	103
325TH MEDICAL GROUP		87	16	16%	103
ORANGE PARK PEDIATRICS		93	10	10%	103
DELAND WELLNESS CENTER			103	100%	103
ARDEN COURTS OF WEST PALM BEACH		103			103
WHITE PLAINS HOSPITAL CENTER LAB		99	4	4%	103
BAY REGIONAL URGENT CARE	1	64	38	37%	103
HENNEPIN HEALTHCARE LABORATORY		102			102
ST MARK ASSISTED LIVING CENTER	1	89	12	12%	102
GENETIC TECHNOLOGICAL INNOVATIONS, LLC		90	12	12%	102
SUNSHINE GARDENS		101	1	1%	102
MERCY MEDICAL URGENT CARE CENTER INC		51	50	50%	101
BROOKDALE VERO BEACH SOUTH AL		101			101
Belleair Healthcare Center		95	6	6%	101
HOSPICE OF MARTIN & ST LUCIE, INC		98	3	3%	101
EMERALD COAST CENTER		96	4	4%	100
DOUGLAS T JACOBSON STATE VETERANS HOME		100			100
PruittHealth Fleming Island		87	13	13%	100
ADVANCED EMURGENT CARE		27	73	73%	100
GIBBENS FAMILY MEDICAL, LLC		81	19	19%	100
Consulate Health Care of Port Charlotte		98	2	2%	100
GLOBAL CENTRAL LABS AT PPD	2	88	10	10%	100
CCS - BROWARD COUNTY JAIL		94	6	6%	100
CENTRAL FLORIDA HEALTH CARE		47	52	53%	99
MINUTECLINIC DIAGNOSTIC OF SOUTH CAROLINA, LLC		83	16	16%	99
Cross Landings Health and Rehabilitation		97	2	2%	99
SANIBEL INTERNAL MEDICINE, LLC		96	3	3%	99
ORLANDO LUTHERAN TOWERS ASSISTED LIVING		99			99
BAY PINES MEDICAL ASSOCIATES		1	98	99%	99
LENOX HILL HOSPITAL		90	8	8%	98
LANDMARK, THE		48	50	51%	98
MACADAMS HOME HEALTH AGENCY		97	1	1%	98
INNOVATIVE GENOMICS, LLC		77	21	21%	98
KORGENE LAB	1	28	69	70%	98
SEMINOLE COUNTY HEALTH DEPARTMENT		79	19	19%	98
URINEGOODHANDS LLC		96	2	2%	98
LECONTE MEDICAL CENTER LAB		79	19	19%	98

# COVID-19: testing by laboratory

Data through Mar 25, 2021 verified as of Mar 26, 2021 at 09:25 AM

Data in this report are provisional and subject to change.

The numbers in the table below represent the number of Florida and non-Florida residents for whom test results were received by the Department of Health. A person can be tested by more than one laboratory and can have both positive and negative results. **Therefore, the sum of the numbers in each column will be larger than the total number of people tested.**

Reporting lab	Inconclusive	Negative	Positive	Percent positive	Total
SIGNATURE HEALTHCARE OF PORT CHARLOTTE		91	7	7%	98
FLORIDA COMMUNITY HEALTH CENTERS INC			98	100%	98
PALMS EDGE	1	91	6	6%	98
PLAZA OF HALLANDALE BEACH		98			98
ASHRAF MEDICAL GROUP PLLC DBA PULSE MD		94	3	3%	97
CAN COMMUNITY HEALTH		96	1	1%	97
HURLBURT FIELD CLINIC		39	58	60%	97
RIDGEWOOD DIAGNOSTIC LABORATORY		92	5	5%	97
BAPTIST MEDICAL CENTER SOUTH		79	18	19%	97
XPRESS URGENT CARE- PORT ST. LUCIE		34	63	65%	97
VILLAGE ON THE ISLE		92	5	5%	97
HARBORCHASE OF NAPLES		84	13	13%	97
ARBOR TRAIL		77	20	21%	97
HEALTH CENTERS AT BRENTWOOD		96	1	1%	97
MINNESOTA TWINS		92	5	5%	97
PEDIATRIC ASSOCIATES ORLANDO		82	14	15%	96
SUPERIOR RESIDENCES OF LECANTO		81	15	16%	96
KALEIDA HEALTH CENTER FOR LABORATORY		90	6	6%	96
MARKET STREET VIERA		95	1	1%	96
BAYSHORE MEMORY CARE		96			96
KEYSTYLE LIVING LLC	1	94	1	1%	96
NORTH SHORE MEDICAL LABS	1	88	7	7%	96
MIAMI BEACH COMMUNITY HEALTH CENTER		1	94	99%	95
BLISS HEALTHCARE SERVICES	1	72	22	23%	95
ADVENT HEALTH CENTRA CARE - EAST ORLANDO		65	30	32%	95
DEVANSH LAB WERKS INC		79	16	17%	95
MINUTECLINIC DIAGNOSTIC OF NORTH CARO		83	12	13%	95
CROSS CITY REHABILITATION AND HEALTH CARE CENTER		72	23	24%	95
THE TERRACE OF KISSIMMEE		80	15	16%	95
LIFESTREAM BEHAVIORIAL CENTER		74	21	22%	95
ADVENT HEALTH CENTRA CARE - WATERMAN		79	15	16%	94
MD NOW MEDICAL CENTERS INC		65	29	31%	94
G & R HEALTH MART PHARMACY		74	20	21%	94
QPS, LLC		91	3	3%	94
CONSULATE HEALTH CARE OF SARASOTA	1	93			94
FHMG- FLORIDA HOSPITAL MEDICAL GROUP		83	11	12%	94
DIAGNOSTIC SOLUTIONS		3	91	97%	94
PENNSYLVANIA DEPT OF HEALTH		21	72	77%	93
PRESERVE AT PALM AIRE	3	90			93
East Bay Rehabilitation Center		59	34	37%	93
PORT CHARLOTTE REHABILITATION CENTER		80	13	14%	93
ADVENTHEALTH MEDICAL GROUP PRIMARY CARE		89	4	4%	93
MINUTECLINIC DIAGNOSTIC OF OHIO LLC		75	18	19%	93
CARE CENTERS OF NASSAU, LLC - HENDRICKS RD		93			93
QUALITY URGENT CARE AND WELLNESS		54	39	42%	93
PATRICK AIR FORCE BASE		3	89	97%	92

# COVID-19: testing by laboratory

Data through Mar 25, 2021 verified as of Mar 26, 2021 at 09:25 AM

Data in this report are provisional and subject to change.

The numbers in the table below represent the number of Florida and non-Florida residents for whom test results were received by the Department of Health. A person can be tested by more than one laboratory and can have both positive and negative results. **Therefore, the sum of the numbers in each column will be larger than the total number of people tested.**

Reporting lab	Inconclusive	Negative	Positive	Percent positive	Total
Consulate Health Care of Jacksonville		78	14	15%	92
HAWTHORN HOUSE		77	14	15%	91
LABFIRST - DEPARTMENT OF PATHOLOGY		87	4	4%	91
DEBARY HEALTH AND REHABILITATION CENTER		88	3	3%	91
JOHN KNOX VILLAGE OF FLORIDA ALF	1	86	4	4%	91
NEW SMYRNA BEACH URGENT CARE			91	100%	91
Ocala Oaks Rehabilitation Center		85	6	7%	91
COASTAL DETOX		90	1	1%	91
HERON CLUB AT PRESTANCIA		89	2	2%	91
BAHIA OAKS LODGE		85	6	7%	91
MAGNOLIA DIAGNOSTIC		2	89	98%	91
AVERO DIAGNOSTICS		67	24	26%	91
TOTAL CARE PLUS LLC			90	100%	90
UNIVERSTIY CENTER MEDICAL LLC DBA	1	85	4	4%	90
STONY BROOK UNIVERSITY MEDICAL CENTER		76	14	16%	90
ERIE COUNTY MEDICAL CTR CLINICAL LABS		86	4	4%	90
HARBOR BEACH NURSING AND REHABILITATION CENTER		87	3	3%	90
BIGGERS FAMILY MEDICINE PA	1	81	8	9%	90
KEYS MEDICAL GROUP			90	100%	90
CENTURY CENTER FOR REHABILITATION & HEALING		72	18	20%	90
PUTNAM COUNTY SHERIFFS OFFICE		83	6	7%	89
FREEDOM INN AT TARPON SPRINGS		82	7	8%	89
MENORAH HOUSE		88	1	1%	89
Gabisa Medical LLC		89			89
ATRIUM AT LIBERTY PARK		85	4	4%	89
NORTH FLORIDA SPINE AND WELLNESS		69	20	22%	89
Winter Garden Rehab and Nursing Facility		78	11	12%	89
OCALA CBOC		84	5	6%	89
STUART LODGE LIVING LLC		66	23	26%	89
ARDEN COURTS OF SARASOTA		72	16	18%	88
CALADIUM PEDIATRICS		79	9	10%	88
LAKE GIBSON VILLAGE, LLC		85	3	3%	88
Baldwin Pediatrx		77	11	13%	88
GOVERNOR'S CREEK HEALTH & REHABILITATION		87	1	1%	88
PEDIATRIC SERVICES AND BREATHING CENTER PA		65	23	26%	88
Lanier Rehab		63	25	28%	88
A COUNTRY PLACE ASSISTED LIVING FACILITY		86	2	2%	88
Winter Park Care and Rehab		86	1	1%	87
CLYDE E LASSEN STATE VETERANS NURSING HOME		62	25	29%	87
PACIFIC ANALYTICS			87	100%	87
BRANDON HEALTH AND REHABILITATION CENTER	1	85	1	1%	87
UNIVERSITY OF NEW MEXICO HOSPITAL		87			87
BAYLOR GENETICS		75	12	14%	87
WINDSOR OAKS		85	1	1%	86
EAST ALABAMA MEDICAL CENTER LABORATORY		74	12	14%	86
DISCOVERY VILLAGE AT THE FORUM		86			86

# COVID-19: testing by laboratory

Data through Mar 25, 2021 verified as of Mar 26, 2021 at 09:25 AM

Data in this report are provisional and subject to change.

The numbers in the table below represent the number of Florida and non-Florida residents for whom test results were received by the Department of Health. A person can be tested by more than one laboratory and can have both positive and negative results. **Therefore, the sum of the numbers in each column will be larger than the total number of people tested.**

Reporting lab	Inconclusive	Negative	Positive	Percent positive	Total
BARRY UNIVERSITY STUDENT HEALTH SERVICES		52	34	40%	86
PENSACOLA DEVELOPMENTAL CENTER		67	19	22%	86
GRAND OAKS OF JENSEN BEACH LLC		85	1	1%	86
CRESTVIEW URGENT CARE		15	71	83%	86
WALGREENS #12673		82	3	4%	85
W. FRANK WELLS NURSING HOME		84	1	1%	85
PALM BAY HOSPITAL			85	100%	85
FLORIDA DEPARTMENT OF HEALTH IN WALTON COUNTY		72	13	15%	85
LANDMARK HOSPITAL SOUTHWEST FLORIDA LLC		82	3	4%	85
PRMG - EAST NAPLES	1	73	11	13%	85
MIAMI SHORES NURSING & REHAB		85			85
MEDEXPRESS - BLOOMIN BRANDS		65	20	24%	85
NITE LITE PEDIATRICS - JACKSONVILLE		76	8	10%	84
AFTER HOURS PEDIATRICS			84	100%	84
ARBOR OAKS AT TYRONE	9	73	2	2%	84
VITAS HEALTHCARE CORP OF FLORIDA		83	1	1%	84
KINDRED AT HOME		75	9	11%	84
PINES OF SARASOTA GARDEN		84			84
LONG TERM CARE OF JAY, LLC		63	21	25%	84
HUNTINGTON HOSPITAL LABORATORY		81	3	4%	84
EISENHOWER ARMY MEDICAL CENTER		76	7	8%	83
FLORIDA PEDIATRIC GROUP		31	52	63%	83
MID FLORIDA PRIMARY CARE PA		69	14	17%	83
PARK OF THE PALMS INC		83			83
LAFAYETTE NURSING AND REHABILITATION CENTER		81	2	2%	83
LABCORP EMPLOYER SERVICES		82	1	1%	83
NORTH CENTRAL BRONX HOSPITAL		81	2	2%	83
CANOPY ON BERRYHILL, THE		51	32	39%	83
CATHOLIC HEALTH SYSTEM DEPT LABORATORY		81	2	2%	83
COOPER FAMILY MEDICAL PLLC		63	20	24%	83
MD 365 MEDICAL CARE PLLC		83			83
ST VINCENT'S BIRMINGHAM		75	7	9%	82
ROSECASTLE AT DELANEY CREEK		81	1	1%	82
LAB		29	53	65%	82
LAKE HOWELL FAMILY MEDICINE ASSOCIATES		69	13	16%	82
HUNTSVILLE HOSPITAL LABORATORY		57	25	30%	82
Lexington Health and Rehabilitation Center		82			82
THE PAVILION FOR HEALTH CARE		72	10	12%	82
BRILLIANCE ASSISTED LIVING		65	17	21%	82
ACE BIOMEDICAL LABS LLC		68	13	16%	81
MORTON PLANT HOSPITAL NURSING			81	100%	81
BIO-TECH CLINICAL LABORATORIES		41	40	49%	81
JERICO URGENT CARE		77	4	5%	81
EXPRESS DOCS LLC			81	100%	81
EMERALD COAST BEHAVIORAL HOSPITAL		75	6	7%	81
PANIRA HEALTHCARE CLINIC		2	78	98%	80

# COVID-19: testing by laboratory

Data through Mar 25, 2021 verified as of Mar 26, 2021 at 09:25 AM

Data in this report are provisional and subject to change.

The numbers in the table below represent the number of Florida and non-Florida residents for whom test results were received by the Department of Health. A person can be tested by more than one laboratory and can have both positive and negative results. **Therefore, the sum of the numbers in each column will be larger than the total number of people tested.**

Reporting lab	Inconclusive	Negative	Positive	Percent positive	Total
BEACHES PEDIATRICS PA		75	5	6%	80
PUBLIC SQUARE PHARMACY LLC		62	18	23%	80
ALLIANCE PEDIATRICS		49	31	39%	80
ECOLAB GROUP		45	35	44%	80
BROOKDALE PALM COAST		80			80
PRIMECARE AT TWIN LAKES		1	79	99%	80
NORTHEAST FLORIDA STATE HOSP-NURSING		79	1	1%	80
PLYMOUTH HOME FOR ADULTS, INC.	8	71	1	1%	80
CHAMBREL AT ISLAND LAKE		77	3	4%	80
BALMORAL TENANT SERVICES INC	1	43	35	44%	79
CBS LABS OF TAMPA LLC		3	76	96%	79
VETERANS AFFAIRS MEDICAL CENTER - PALO ALTO		28	51	65%	79
SOUTH LAKE PEDIATRICS		71	8	10%	79
AU HEALTH		65	14	18%	79
EDGEWATER AT WATERMAN VILLAGE		78	1	1%	79
LAKE MORTON PLAZA		75	3	4%	78
NEW MEXICO STATE PUBLIC HEALTH DIVISION		78			78
RARITAN BAY PERTH AMBOY		68	9	12%	77
TRUE NORTH HEALTH NAVIGATION LLC DBA DISPATCHHEALTH	1	60	16	21%	77
MEDRITE URGENT CARE		64	13	17%	77
CENTRAL BALDWIN IMMEDIATE CARE & FAMILY PRACTICE		59	18	23%	77
BOND CLINIC PA		45	32	42%	77
ORANGE CITY NURSING AND REHAB		75	2	3%	77
HEALTH FIRST - PALM BAY HOSPITAL		2	75	97%	77
LAB PLUS, LLC AT SAINT THOMAS WEST HOSPITAL		63	14	18%	77
WEST VOLUSIA FAMILY AND SPORTS MEDICINE		75	2	3%	77
WINDSOR REFLECTIONS		75	1	1%	76
SUWANNEE COUNTY SHERIFF OFFICE		73	3	4%	76
BISHOP GRADY VILLAS		74	2	3%	76
CLINICAL PATHOLOGY ASSOCIATES-SONIC REFERENCE LAB		76			76
S-H THIRTY-FIVE OPCO- PORT ST LUCIE, LLC	1	75			76
WALGREENS 9627		70	6	8%	76
DYNAMIC MEDICAL USA			76	100%	76
BAYCARE MEDICAL GROUP		70	6	8%	76
CATHOLIC HEALTH SERVICES REGIONAL LAB		69	7	9%	76
MOBILE PHYSICIAN SERVICES INC		68	8	11%	76
HOLMES COUNTY HEALTH DEPARTMENT	1	62	13	17%	76
ORANGE COUNTY CORRECTIONS HEALTH SERVICES		63	13	17%	76
SIGNATURE HEALTHCARE OF MIDDLEBURG		74	2	3%	76
PEDIATRIC SERVICES OF AMERICA INC		70	5	7%	75
JENNIFER J CHIAVETTA-GRLSANTI DC		60	15	20%	75
ADVENTHEALTH EXPRESSCARE		45	30	40%	75
BROWARD HEALTH MEDICAL CENTER CLINICAL LAB			75	100%	75
GRAND VILLA OF DELAND		69	6	8%	75
PROMEDICA LABORATORIES		21	54	72%	75
JACOBI MEDICAL CENTER		70	5	7%	75

# COVID-19: testing by laboratory

Data through Mar 25, 2021 verified as of Mar 26, 2021 at 09:25 AM

Data in this report are provisional and subject to change.

The numbers in the table below represent the number of Florida and non-Florida residents for whom test results were received by the Department of Health. A person can be tested by more than one laboratory and can have both positive and negative results. **Therefore, the sum of the numbers in each column will be larger than the total number of people tested.**

Reporting lab	Inconclusive	Negative	Positive	Percent positive	Total
WE SCREEN LLC		72	2	3%	74
BROWARD HEALTH MEDICAL CENTER		3	71	96%	74
ROYAL CARE OF AVON PARK		71	3	4%	74
TOTAL RENAL LABORATORIES INC		64	10	14%	74
NOAH CLINICAL LABORATORY		63	11	15%	74
SCOTT LAKE HEALTH AND REHABILITATION CENTER		71	3	4%	74
OAK MANOR NURSING HOME		70	4	5%	74
BROOKDALE OVIEDO		72	2	3%	74
SIMED LABORATORY		57	16	22%	73
ST JOHNS COUNTY DETENTION CENTER		73			73
DOH-WEST PALM BEACH BRANCH LABORATORY		3	70	96%	73
CONSULATE HEALTH CARE - LAKE MARY		72	1	1%	73
ASSOCIATED CLINICAL LABORATORIES		65	8	11%	73
WATERCREST ST LUCIE WEST	1	69	3	4%	73
INSTITUTE OF PATHOLOGY KINGS COUNTY		70	2	3%	72
HAVEN OF OUR LADY OF PEACE		72			72
Conway Lakes Health and Rehabilitation Center		72			72
DISCOVERY VILLAGE AT PALM BEACH GARDENS		71	1	1%	72
CRAIG BERGER MD PL D/B/A BAY AREA EYE INSTITUTE		72			72
WALGREENS 2941		69	3	4%	72
ALTAMONTE PEDIATRIC ASSOCIATES		31	41	57%	72
Summit Medical Group, Pa DbA Citymd		64	7	10%	71
NORTH FLORIDA PEDIATRICS		57	14	20%	71
STONY BROOK SOUTHAMPTON		69	2	3%	71
INN AT ASTON GARDENS AT PELICAN POINTE,THE		67	4	6%	71
STERLING HOUSE OF TALLAHASSEE	3	62	6	8%	71
TROPICANA MANUFACTURING COMPANY INC		65	6	8%	71
AMMON LABS		61	10	14%	71
ADVANCED LAB		67	4	6%	71
GRACE MEDICAL HOME		57	14	20%	71
MISIR DRUGS LLC		58	13	18%	71
LAKE CITY VA MEDICAL CENTER			71	100%	71
PANCARE HEALTH - MALONE CLINIC		63	7	10%	70
DELCARE PA		55	15	21%	70
MD LABS		43	27	39%	70
SUMMIT AT VENICE	2	63	5	7%	70
AVOW HOSPICE INC		70			70
GV NAPLES OPCO, LLC		69	1	1%	70
USF HEALTH MORSANI CENTER		5	65	93%	70
SUNCOAST COMMUNITY HEALTH CENTERS PEDIATRICS		21	49	70%	70
Highlands Regional Hospital		63	7	10%	70
ADVENT HEALTH - LAKE MARY		60	10	14%	70
CENTRAL FLORIDA PEDIATRICS		38	32	46%	70
PLANTATION GENERAL HOSPITAL CLINICAL LAB		26	43	62%	69
GRAND ST PAUL CVS		69			69
HERITAGE HEALTHCARE AND REHABILITATION CENTER		69			69

# COVID-19: testing by laboratory

Data through Mar 25, 2021 verified as of Mar 26, 2021 at 09:25 AM

Data in this report are provisional and subject to change.

The numbers in the table below represent the number of Florida and non-Florida residents for whom test results were received by the Department of Health. A person can be tested by more than one laboratory and can have both positive and negative results. **Therefore, the sum of the numbers in each column will be larger than the total number of people tested.**

Reporting lab	Inconclusive	Negative	Positive	Percent positive	Total
SAN JOSE SENIOR CARE LLC	1	43	25	36%	69
INDIGO MANOR		22	47	68%	69
CP/AIG PENSACOLA DEVELOPMENT LLC		66	3	4%	69
BOND CLINIC DR ELDEEB		35	34	49%	69
LUTHERAN HAVEN ASSISTED LIVING		69			69
SOS MOBILE MEDICAL CARE LLC		58	11	16%	69
HARMONY CLINIC		1	68	99%	69
MEMORIAL MANOR		69			69
LEVY COUNTY DEPARTMENT OF HEALTH		50	19	28%	69
PARKSIDE INN	3	64	2	3%	69
CL BRUMBACK PRIMARY CARE CLINICS		17	51	75%	68
AEL- MEMPHIS		17	51	75%	68
PANCARE HEALTH - FREEPORT CLINIC SUITE B		59	9	13%	68
BIG BOCA SMILES LLC		66	2	3%	68
SUNCOAST OPTIMAL WELLNESS		23	45	66%	68
BROOKDALE BONITA SPRINGS		67	1	1%	68
TREASURE COAST PEDIATRICS PA		62	6	9%	68
EC OPCO PENSACOLA, LLC		66	1	1%	67
AR ANESTHESIA LLC		66	1	1%	67
TITUSVILLE FAMILY PRACTICE		16	51	76%	67
MEASE MANOR INC		63	4	6%	67
FREEDOM SQUARE NURSING CENTER		59	8	12%	67
GENPATH			67	100%	67
THOMAS INTERNAL MEDICINE		56	11	16%	67
AMERICAN FAMILY MEDICAL		53	13	20%	66
SOMERBY OF SANTA ROSA BEACH		57	9	14%	66
Stratford Court of Palm Harbor		56	10	15%	66
DEVELOPMENTAL DISABILITIES DEFENDANT PROGRAM		64	2	3%	66
MED EXPRESS		6	60	91%	66
MEDEX MEDICAL EXPRESS OF PALATKA			66	100%	66
JOHN KNOX VILLAGE OF CENTRAL FLORIDA		61	5	8%	66
BENTLEY CARE CENTER		66			66
NOMI HEALTH LAB SERVICES LLC		5	61	92%	66
NORTH SHORE UNIVERSITY HOSPITAL LABORATORY		60	6	9%	66
CORAL GABLES HOSPITAL			65	100%	65
OKEECHOBEE URGENT CARE		17	48	74%	65
ADVENT HEALTH CENTRA CARE - WINTER GARDEN		19	46	71%	65
OUT OF STATE		40	25	38%	65
WADSWORTH HEALTH CENTER		62	3	5%	65
VETERANS AFFAIRS MEDICAL CENTER - GULF COAST		27	38	58%	65
SAMFORD UNIVERSITY HEALTH SERVICES		64	1	2%	65
BROOKDALE CENTRE POINTE	1	64			65
TREASURE COAST FORENSIC TREATMENT CTR		44	21	32%	65
BOND AND STEELE CLINIC, PA		51	14	22%	65
ISLAND COAST PEDIATRICS		58	7	11%	65
SUMMER VISTA ASSISTED LIVING		38	27	42%	65

# COVID-19: testing by laboratory

Data through Mar 25, 2021 verified as of Mar 26, 2021 at 09:25 AM

Data in this report are provisional and subject to change.

The numbers in the table below represent the number of Florida and non-Florida residents for whom test results were received by the Department of Health. A person can be tested by more than one laboratory and can have both positive and negative results. **Therefore, the sum of the numbers in each column will be larger than the total number of people tested.**

Reporting lab	Inconclusive	Negative	Positive	Percent positive	Total
GREENLEAF ALF		63	1	2%	64
ARTHREX MEDICAL CENTER		39	25	39%	64
LONGWOOD CARDIOLOGY			64	100%	64
NXGEN MDX		20	44	69%	64
FLORIDA MEDICAL CLINIC PA		46	18	28%	64
NEMOURS CHILDRENS PRIMARY CARE OVIEDO		51	13	20%	64
TRINITY AL SENIOR HOUSING LLC		45	19	30%	64
JOSEPH L MORSE GERIATRIC CENTER	2	59	3	5%	64
FLORIDA HEALTH CARE		8	55	87%	63
MEDI CLINIC SARASOTA INC		62	1	2%	63
BEEHIVE HOMES OF GULF BREEZE		47	16	25%	63
HERNANDO COUNTY FIRE RESCUE DISTRICT		29	34	54%	63
DAVID POSNACK JEWISH DAY SCHOOL		63			63
COLONY CARE CENTER		49	14	22%	63
APC PEDIATRICS AT RYE ROAD MEDICAL PARK		63			63
VIERA HEALTH AND REHABILITATION CENTER		62	1	2%	63
LAKELAND REGIONAL HEALTH		38	24	39%	62
EMERALD COAST HOSPICE		61	1	2%	62
NORTH FLORIDA MEDICAL CENTER		58	4	6%	62
MENTAL HEALTH CARE INC		53	9	15%	62
TOWERS HOME CARE		58	4	6%	62
WILSON MEMORIAL REGIONAL MEDICAL CENTER		58	4	6%	62
ADVENT HEALTH - PALM COAST		1	61	98%	62
INTERNAL MEDICINE ASSOCIATES PA		58	4	6%	62
COLLIER COUNTY JAIL		60	2	3%	62
BURRY'S PHARMACY INC		37	25	40%	62
OVERLOOK HOSPITAL LABORATORY		57	5	8%	62
AESTHETIC SURGERY CENTER OF WINTER PARK, THE	3	53	5	8%	61
BRADFORD COUNTY HEALTH DEPARTMENT		60	1	2%	61
MICHAEL AKPEKE MD		52	9	15%	61
TROY REGIONAL MEDICAL CENTER		50	11	18%	61
PALM BAY URGENT CARE		28	33	54%	61
RITECARE MED CTR H			61	100%	61
WASHINGTON REHABILITATION AND NURSING CENTER		51	10	16%	61
VILLAGES VA CBOC	2	54	5	8%	61
LINCOLN MEDICAL AND MENTAL HEALTH CENTER		58	3	5%	61
THE GOOD SHEPARDS OF DELAND-WEST		59	1	2%	60
THE PRESERVE AT CLEARWATER		58	2	3%	60
MINUTECLINIC DIAGNOSTIC OF NEW JERSEY		53	7	12%	60
SILVER LAKE PEDIATRICS PA		55	5	8%	60
SONORAN DESERT PATHOLOGY ASSOCIATES		3	57	95%	60
CINNAMON COVE ALF		59	1	2%	60
ST FRANCIS HOSPITAL		52	8	13%	60
TWIN CREEKS ASSISTED LIVING & MEMORY CARE		57	3	5%	60
EAST HILL PHARMACY		42	18	30%	60
81ST MEDICAL GROUP		28	32	53%	60



# COVID-19: testing by laboratory

Data through Mar 25, 2021 verified as of Mar 26, 2021 at 09:25 AM

Data in this report are provisional and subject to change.

The numbers in the table below represent the number of Florida and non-Florida residents for whom test results were received by the Department of Health. A person can be tested by more than one laboratory and can have both positive and negative results. **Therefore, the sum of the numbers in each column will be larger than the total number of people tested.**

Reporting lab	Inconclusive	Negative	Positive	Percent positive	Total
LPG CONVENIENT CARE AT PINE ISLAND ROAD		54	6	10%	60
WAVE CREST HEALTH AND REHABILITATION CENTER		57	2	3%	59
TBI RESIDENTIAL SERVICES, INC.		48	11	19%	59
TALLAHASSEE VA OPC		57	2	3%	59
BIOTECH		52	7	12%	59
MILLENIUM PHYSICIANS GROUP		1	58	98%	59
FERN PARK DEVELOPMENTAL CENTER		5	54	92%	59
BIG BEND CARES, INC		51	8	14%	59
Palms at Ponte Vedra Assisted Living and Memory Care		56	3	5%	59
AESTHETIC ENHANCEMENTS		59			59
INTERNAL LAB		50	9	15%	59
STEINHATCHEE FAMILY MEDICAL CENTER	1	50	8	14%	59
PERSONAL PEDIATRICS		52	7	12%	59
MICHAEL A VENAZIO MD		56	3	5%	59
CARDIOLOGY AND MEDICINE ASSOCIATES		43	16	27%	59
UHEALTH AT FISHER ISLAND			59	100%	59
BioReference Laboratories, Inc		8	51	86%	59
Margate Health and Rehabilitation Center		56	2	3%	58
MICHIGAN DEPARTMENT OF HEALTH AND HUMAN SERVICES	1		57	98%	58
SONATA BOCA RATON		54	4	7%	58
CVS MINUTE CLINIC		1	57	98%	58
PANCARE HEALTH - JACKSON COUNTY		47	11	19%	58
MEDLOGIC LABORATORIES		3	55	95%	58
HORIZON ALF		57	1	2%	58
BREVARD HEALTH ALLIANCE INC		55	3	5%	58
KINDRED HOSPITAL CENTRAL TAMPA BLOOD GAS	1	52	5	9%	58
ROCKLEDGE REGIONAL MEDICAL CENTER		30	28	48%	58
BRANDON COMMUNITY HEALTH CENTER		44	14	24%	58
DEPT OF VA MED CENTE-WEST PALM BEACH			57	100%	57
KEY WEST MEDICAL CENTER	1	50	6	11%	57
GENESIS DERMATOLOGY		53	4	7%	57
BUECHELE DENTAL PA DBA CLERMONT FAMILY DENTISTRY		47	10	18%	57
BARNETT PARK		2	55	96%	57
THE CANOPY AT BERRYHILL		57			57
ST CLOUD PHYSICIAN MANAGEMENT LLC DBA ST CLOUD		28	29	51%	57
CDR MAGUIRE INC	1	7	49	86%	57
ASCENSION SACRED HEART BAY LABORATORY		54	3	5%	57
ALZHEIMERS CARE CENTER OF VIERA LTD		37	20	35%	57
CHILDREN'S HOSPITAL OF ALABAMA		56	1	2%	57
KAPG FLEMING ISLAND SENIOR HOUSING OPCO LLC	1	56			57
MINUTECLINIC DIAGNOSTIC OF KANSAS, PA		48	9	16%	57
MALCOM RANDALL DEPT OF VAMC			57	100%	57
PALM RIVER COMMUNITY HEALTH CENTER		52	5	9%	57
CARE CENTERS OF NASSAU LLC MINER ROAD SOUTH		56			56
HIALEAH HOSPITAL RESPIRATORY DEPT			56	100%	56
MEADOWCREST FAMILY PHYSICIANS PA	1	33	22	39%	56

# COVID-19: testing by laboratory

Data through Mar 25, 2021 verified as of Mar 26, 2021 at 09:25 AM

Data in this report are provisional and subject to change.

The numbers in the table below represent the number of Florida and non-Florida residents for whom test results were received by the Department of Health. A person can be tested by more than one laboratory and can have both positive and negative results. **Therefore, the sum of the numbers in each column will be larger than the total number of people tested.**

Reporting lab	Inconclusive	Negative	Positive	Percent positive	Total
ATRIA PARK OF LAKE FOREST (WG HERITAGE LF LLC)		54	2	4%	56
MARQUIS LABS, LLC		55	1	2%	56
EAGLES WATCH CLUSTER		47	9	16%	56
COOPER FAMILY MEDICAL, PLLC		46	10	18%	56
ADVENT HEALTH - MOUNT DORA		10	46	82%	56
MAUREEN OROURKE-FUTEY			56	100%	56
GOOD HEARTS COVID TESTING		13	43	77%	56
ALEXANDER NININGER STATE VETERANS		56			56
ROSECASTLE OF JACKSONVILLE LLC		55	1	2%	56
TIFFANY HALL NURSING AND REHAB		44	12	21%	56
TUKA PEDIATRICS		7	49	88%	56
FINLAY CLINICAL LABORATORY		20	36	64%	56
THE TRADITION OF THE PALM BEACHES		55	1	2%	56
SUMTER PEDIATRICS		51	5	9%	56
PHYSICIANS PRIMARY CARE OF SOUTHWEST FLORIDA		39	17	30%	56
FLORIDA HEALTH CARE DELAND			56	100%	56
FAMILY HEALTH CENTER		40	15	27%	55
KENDALL REGIONAL MEDICAL CENTER LAB	3		52	95%	55
NITE LITE PEDIATRICS - PORT ST. LUCIE		46	9	16%	55
SONATA HUNTERS CREEK		47	8	15%	55
SAFARI PEDIATRICS PA		54	1	2%	55
Salerno Bay Health & Rehabilitation Center		45	10	18%	55
KESHAV RX LLC		44	11	20%	55
ALL AMERICAN URGENT CARE			55	100%	55
PREMIER MEDICAL ASSOCIATES ALL FLORIDA LLC		54	1	2%	55
PATHOLOGY CONSULTANTS OF NEW MEXICO		55			55
life Care Center of Melbourne		38	17	31%	55
GOLDEN POND COMMUNITIES		55			55
SARATOGA HOSPITAL LABORATORY		50	5	9%	55
CAMPBELL URGENT CARE			54	100%	54
CAMBRIDGE SECURITY SERVICES		51	3	6%	54
INFINITY BIOLOGIX LLC OAKDALE		51	3	6%	54
FAMILY EXTENDED CARE OF PUNTA GORDA		54			54
FAST PACE MEDICAL CLINIC, PLLC		47	7	13%	54
PALM BAY PEDIATRICS		36	18	33%	54
WEST ISLIP URGENT CARE		49	5	9%	54
CLERMONT HEALTH AND REHAB		40	14	26%	54
CERTUS MTD OPCP LLC		52	2	4%	54
UNITED LABORATORY SERVICES CORPORATION		38	16	30%	54
PROMEDICA SENIOR LIVING		51	3	6%	54
JUNIPER VILLAGE AT NAPLES		53	1	2%	54
ST. CLOUD MEDICAL GROUP		54			54
DOT DOC SARASOTA		49	5	9%	54
APOLLOMDX LABS		32	22	41%	54
FUTURE PEDIATRICS		51	3	6%	54
SARASOTA CO. HEALTH DEPT # 58		40	14	26%	54

# COVID-19: testing by laboratory

Data through Mar 25, 2021 verified as of Mar 26, 2021 at 09:25 AM

Data in this report are provisional and subject to change.

The numbers in the table below represent the number of Florida and non-Florida residents for whom test results were received by the Department of Health. A person can be tested by more than one laboratory and can have both positive and negative results. **Therefore, the sum of the numbers in each column will be larger than the total number of people tested.**

Reporting lab	Inconclusive	Negative	Positive	Percent positive	Total
MINUTECLINIC DIAGNOSTIC OF HAWAII LLC		47	7	13%	54
NICEVILLE URGENT CARE		8	45	85%	53
ST VINCENTS PRIMARY CARE		48	5	9%	53
VPA PC LAB		48	5	9%	53
MISSION OAKS ASSISTED LIVING□		51	2	4%	53
UNIVERSITY OF WEST FLORIDA, THE		52	1	2%	53
Osprey Point Nursing Center		51	2	4%	53
BARNES HEALTHCARE OF FLORIDA LLC		49	4	8%	53
SOMERSET			53	100%	53
S-H THIRTY FIVE OPCO - ORANGE CITY, LLC		43	10	19%	53
GENTIVA HEALTH SERVICES CERTIFIED INC		50	3	6%	53
QUOTIENT SCIENCES LABS LLC			53	100%	53
CALHOUN COUNTY HEALTH DEPT		25	27	52%	52
LPG PRIMARY CARE AT SURFSIDE		46	6	12%	52
SOUTHSIDE HOSPITAL NORTHWELL HEALTH LABORATORY		45	7	13%	52
SNH BRFL TENANT LLC	2	50			52
ERIC C MRSHAL, MD, PC #1842		49	3	6%	52
INTERNAL MEDICINE SPECIALIST		46	6	12%	52
VALENCIA HOUSE ALF		51	1	2%	52
ADVENT HEALTH		49	3	6%	52
LITTLE NECK URGENT CARE		50	2	4%	52
ROCHESTER GENERAL HOSPITAL LABORATORY		48	4	8%	52
EMERGENCY PHYSICIANS MEDICAL CENTER LLC		34	18	35%	52
PENNSYLVANIA DEPARTMENT OF HEALTH BUREAU OF LABORATORIES			51	100%	51
AVANTE ST CLOUD		48	3	6%	51
GULFVIEW MEDICAL INSTITUTE		51			51
Jupiter Medical Center Pavilion		50	1	2%	51
LPG PEDIATRICS AT PAGE FIELD		50	1	2%	51
LAKELAND REGIONAL HEALTH GATEWAY CENTER		28	23	45%	51
OAKS OF CLEARWATER, THE		48	3	6%	51
ERDOX		49	2	4%	51
MIAMI CLINICAL RESEARCH CORP		12	39	76%	51
INN AT THE FOUNTAINS, THE		34	17	33%	51
HILA BECKERMAN MD LLC	1	45	4	8%	50
BETHUNE-COOKMAN UNIVERSITY		32	18	36%	50
PORT ST. LUCIE - ZAXBY'S		50			50
ORCHID COVE AT DAYTONA		45	5	10%	50
TRADITIONAL HOME HEALTH OF PALM BEACH INC		49	1	2%	50
SOUTHEAST ALABAMA MEDICAL CENTER			50	100%	50
ADVENT HEALTH EXPRESS CARE		5	45	90%	50
PHILLIPPE RIDGE		38	12	24%	50
BENTON HOUSE OF PORT ORANGE		44	6	12%	50
WALGREENS #10373		48	2	4%	50
MEDICAL PAVILION CLINIC		36	14	28%	50
SOUTH CAROLINA DEPT OF HEALTH AND ENVIRONMENT CONTROL		11	39	78%	50
HEALTH FIRST - CAPE CANAVERAL HOSPITAL		1	48	98%	49

# COVID-19: testing by laboratory

Data through Mar 25, 2021 verified as of Mar 26, 2021 at 09:25 AM

Data in this report are provisional and subject to change.

The numbers in the table below represent the number of Florida and non-Florida residents for whom test results were received by the Department of Health. A person can be tested by more than one laboratory and can have both positive and negative results. **Therefore, the sum of the numbers in each column will be larger than the total number of people tested.**

Reporting lab	Inconclusive	Negative	Positive	Percent positive	Total
HCTB INC		47	2	4%	49
DOH		23	26	53%	49
NORTHBROOK CENTER FOR		47	2	4%	49
SOLARIS SENIOR LIVING NORTH NAPLES		48	1	2%	49
MINUTECLINIC DIAGNOSTIC OF SOUTH CAROL		45	4	8%	49
ALLEGRO		47	2	4%	49
RAINBOW PEDIATRICS PC LLC / BREAKFAST POINT		38	11	22%	49
NORTH FLORIDA PEDIATRICS - JACKSONVILLE		44	5	10%	49
USF		1	48	98%	49
HOME CARE PHARMACY		49			49
PRACTICE MANAGEMENT OF AMERICA, INC.		7	42	86%	49
SOFT CELL LABORATORIES		45	4	8%	49
MIRIMUS CLINICAL LABS	1	20	28	57%	49
PREMIER MEDICAL ASSOCIATES		46	2	4%	48
POPLAR HEALTHCARE PLLC	1	11	36	75%	48
BAY CENTER HURRICANE SHELTER		48			48
CAREMED INTERNAL MEDICINE		30	18	38%	48
BENTLEY VILLAGE II		39	9	19%	48
PREMIER COMMUNITY HEALTHCARE GROUP INC		46	2	4%	48
LONG ISLAND UNIVERSITY - POST CAMPUS		48			48
S-H THIRTY FIVE OPCO - LUTZ, LLC		47	1	2%	48
NEW YORK PRESBYTERIAN - QUEENS DIAGNOSTIC		44	4	8%	48
QHC UPSTATE MEDICAL PC		40	8	17%	48
FHMG_CTR FOR SENIOR HEALTH		43	5	10%	48
ST ANTHONYS PRIMARY CARE LLC/JACKSON STREET			48	100%	48
COURTYARD GARDENS OF JUPITER		48			48
CENTRA CARE - LAKE NONA		6	42	88%	48
GRAND AVENUE RX			48	100%	48
SPRING MANOR ASSISTED LIVING		48			48
NAPLES PEDIATRICS INC		43	5	10%	48
GRAND OAKS OF PALM CITY LLC	1	41	6	13%	48
SEWANEE MOLECULAR DIAGNOSTICS LABORATO		48			48
THE TERRACE OF JACKSONVILLE		3	45	94%	48
COMPLETE HOME CARE OF THE PALM BEACHES LLC		43	4	9%	47
SANTA BARBARA CARE CENTER		29	18	38%	47
HERNANDO ENDOSCOPY AND SURGERY CENTER		36	11	23%	47
MADISON COUNTY MEMORIAL HOSPITAL LABORATORY		15	32	68%	47
INTERLAB		1	46	98%	47
FELICIDAD MEDICAL CENTER		1	46	98%	47
NAVARRE GARDENS		41	6	13%	47
CAPE REGIONAL MEDICAL CENTER		45	2	4%	47
MARIANNA HEALTH AND REHABILITATION CENTER		46	1	2%	47
ADVENT HEALTH - LAKE WALES		35	12	26%	47
Citymd Of Toms River		41	6	13%	47
BLOCK NATION CHASE		38	9	19%	47
EAST MANATEE FAMILY	1	1	44	96%	46

# COVID-19: testing by laboratory

Data through Mar 25, 2021 verified as of Mar 26, 2021 at 09:25 AM

Data in this report are provisional and subject to change.

The numbers in the table below represent the number of Florida and non-Florida residents for whom test results were received by the Department of Health. A person can be tested by more than one laboratory and can have both positive and negative results. **Therefore, the sum of the numbers in each column will be larger than the total number of people tested.**

Reporting lab	Inconclusive	Negative	Positive	Percent positive	Total
WINTER GARDEN REHAB AND NURSING CENTER		42	4	9%	46
TAMPA BAY CONCIERGE DOCTOR, LLC		44	2	4%	46
COLLIER BLVD HMA PHYSICIAN MANAGEMENT LLC		46			46
ADVENT HEALTH MEDICAL GROUP OB GYN AT		40	6	13%	46
BAPTIST URGENT CARE		43	3	7%	46
Guardian Care Nursing and Rehabilitation Center		46			46
TRICORE REF LABS - UNIV OF NM		46			46
WG EVERGREEN WOODS SH LLC		46			46
HARTFORD HEALTH SERVICES LLC		46			46
H LEE MOFFITT CANCER CENTER MICRO		46			46
CORNERSTONE PEDIATRICS		35	11	24%	46
NORTH FLORIDA / SOUTH GEORGIA VETERANS HEALTH SYSTEM		1	45	98%	46
MOBILE DOC FL, LLC		29	17	37%	46
LONG ISLAND JEWISH MED CTR		43	3	7%	46
PINES NURSING HOME		44	2	4%	46
FAMILY EXTENDED CARE OF WINTER HAVEN		44	2	4%	46
GEORGE E WEEMS MEMORIAL HOSPITAL LAB		36	10	22%	46
CVS NY4098030POCT NEW YORK		46			46
CITYMD OF MANAHAWKIN		44	2	4%	46
KAPG ST AUGUSTINE SENIOR HOUSING OPCO LLC		37	9	20%	46
PREMIER PLACE HEALTHCARE AT THE GLENVIEW		46			46
ADVENTIST HEALTH SYSTEM FLORIDA		31	15	33%	46
NIGHT LITE PEDIATRICS CENTER LLC		10	36	78%	46
REDI-MED WALK-IN FAMILY CARE			45	100%	45
GRAMERCY PARK URGENT CARE		43	2	4%	45
NEOGENOMICS LABORATORIES INC		45			45
STUART URGENT CARE			45	100%	45
LARA HEALTH AND WELLNESS CENTER LLC		45			45
NEXT MOLECULAR ANALYTICS		14	31	69%	45
HOLY NAME HOSPITAL LABORATORY		43	2	4%	45
PANCARE HEALTH - BAY COUNTY - YOUNGSTOWN		40	5	11%	45
COLLIER URGENT CARE CENTERS		44	1	2%	45
POINTE AT NEW PORT PLACE,THE		45			45
SOUTHPORT SQUARE HARBOUR HEALTH		45			45
OCOEE PEDIATRICS		38	7	16%	45
CARE 4 U MANAGEMENT, INC			45	100%	45
ALLIANCE OF PHYSICIANS AGAINST COVID-19			45	100%	45
INTERCOASTAL MEDICAL GROUP			45	100%	45
PATRICK MANOR INCORPORATED		45			45
BRP SH OPCO LLC		45			45
LAKE CO EMPLOYEE HEALTH AND WELLNESS CENTER		41	4	9%	45
PEDIATRICS OF CENTRAL FLORIDA – SAINT CLOUD	2	40	2	5%	44
FLORIDA HOSPITAL		28	16	36%	44
RADIOLOGY ASSOCIATES OF VENICE AND ENGLEWOOD		42	2	5%	44
IMA MEDICAL CENTER		29	15	34%	44
LINCOLN DIAGNOSTIC LAB		42	2	5%	44

# COVID-19: testing by laboratory

Data through Mar 25, 2021 verified as of Mar 26, 2021 at 09:25 AM

Data in this report are provisional and subject to change.

The numbers in the table below represent the number of Florida and non-Florida residents for whom test results were received by the Department of Health. A person can be tested by more than one laboratory and can have both positive and negative results. **Therefore, the sum of the numbers in each column will be larger than the total number of people tested.**

Reporting lab	Inconclusive	Negative	Positive	Percent positive	Total
THE MERIDIAN AT BOCA RATON	1	43			44
CITY OF CAPE CORAL		34	10	23%	44
VANDERBILT UNIVERSITY MEDICAL CENTER		39	5	11%	44
Gulf Shore Care Center		39	5	11%	44
TGH URGENT CARE POWERED BY FAST TRACK			44	100%	44
BIOREFERENCE LABORATORIES INC		3	41	93%	44
ASHTON PLACE	3	37	4	9%	44
MORTON PLANT			44	100%	44
LYSTER ACH FT RUCKER AL		41	3	7%	44
LUTHERAN HAVEN EXTENDED CONGREGATE CAR		44			44
SAN CARLOS PHARMACY		39	5	11%	44
WALGREENS 3145		41	3	7%	44
UNION MEDICAL CARE PLLC		43			43
PLAINVIEW URGENT CARE		40	3	7%	43
LOURDES HOSPITAL INC		41	2	5%	43
WOLFF CTR FOR CHILD & ADOLESCENT HEALTH PLLC,THE		26	17	40%	43
PINELLAS INTERNAL MEDICINE ASSOCIATES	1	39	3	7%	43
BRANCH MEDICAL CLINIC			43	100%	43
FIRST CHOICE URGENT CARE		12	31	72%	43
PRINCETON VILLAGE□		39	4	9%	43
DUVAL PHARMACY		32	11	26%	43
Gulfport Rehabilitation Center		40	3	7%	43
LAKE MARY KIDS CENTRA CARE		33	10	23%	43
ISLAND URGENT CARE PLLC		41	2	5%	43
COURTYARD GARDENS OF BOYNTON BEACH, LLC		40	3	7%	43
ADVENTHEALTH MEDICAL GROUP FAMILY MEDICINE		38	5	12%	43
VIP WALK IN CLINIC		21	22	51%	43
CLINICAL LABORATORY		42			42
ROYAL PALM SENIOR RESIDENCE		42			42
CVS MINUTE CLINIC DIAGNOSTIC OF NORTH CAROL		36	6	14%	42
MILLENNIA ADVANCED SCIENTIFIC LLC			42	100%	42
SUNCOAST TECHNICAL COLLEGE SCHOOL OF HEALTH		42			42
URGENT CARE & WELLNESS CENTER		10	32	76%	42
Atlantic Shore Nursing and Rehab		42			42
OPTUMCARE SOUTH FLORIDA, LLC		35	7	17%	42
BENTON HOUSE OF ST. JOHNS		40	2	5%	42
GUIDEWELL EMERGENCY MEDICINE DOCTORS LLC		17	25	60%	42
KIVA AT CANTERBURY		25	17	40%	42
MINUTECLINIC, LLC		36	6	14%	42
MAIMONIDES-SHALOM ACADEMY, INC		41	1	2%	42
ADVENTHEALTH MEDICAL GROUP MULTISPECIALTY			42	100%	42
SHERMAN-ABRAMS LABORATORY INC		38	4	10%	42
PACIFICA SENIOR LIVING OCALA		37	5	12%	42
AVALON PARK RETIREMENT RESIDENCE		40	1	2%	41
A & R RESEARCH GROUP		35	6	15%	41
ADVANCE URGENT CARE CENTER, LLC		2	39	95%	41

# COVID-19: testing by laboratory

Data through Mar 25, 2021 verified as of Mar 26, 2021 at 09:25 AM

Data in this report are provisional and subject to change.

The numbers in the table below represent the number of Florida and non-Florida residents for whom test results were received by the Department of Health. A person can be tested by more than one laboratory and can have both positive and negative results. **Therefore, the sum of the numbers in each column will be larger than the total number of people tested.**

Reporting lab	Inconclusive	Negative	Positive	Percent positive	Total
CITRUS COUNTY HEALTH DEPARTMENT		35	6	15%	41
PEDIATRICS OF CENTRAL FLORIDA KISSI		33	8	20%	41
JFK MEDICAL CENTER NORTH LAB		1	40	98%	41
BRONX LEBANON HOSPITAL-MEDICAL CENTER		37	4	10%	41
CROSSROADS URGENT CARE		26	15	37%	41
IMA MEDICAL GROUP POINCIANA		18	23	56%	41
NORTHWELL HEALTH PLAINVIEW HOSPITAL LABORATORY		32	9	22%	41
WHITE-WILSON MEDICAL CENTER		30	11	27%	41
UNIVERSITY OF ALABAMA		38	3	7%	41
University Hills health and Rehabilitation		31	10	24%	41
MID-FLORIDA PATHOLOGY, LLC		33	8	20%	41
FLORIDA HOSPITAL NEW SMYRNA		4	37	90%	41
STAT ONE URGENT CARE CENTER		2	39	95%	41
ATRIA WILLOW WOOD		39	2	5%	41
DOCTORS CENTER PA,THE		35	5	13%	40
NORTH CAROLINA DEPARTMENT OF HEALTH & HUMAN SERVICES	1		39	98%	40
ENCOMPASS HEALTH REHABILITATION HOSPITAL OF LARGO		37	3	8%	40
LONGLEAF DIAGNOSTIC LABORATORIES		11	29	73%	40
M&V SAN JOSE MEDICAL CENTER			40	100%	40
PRIDE DIAGNOSTICS		24	16	40%	40
CAPITAL REGIONAL MEDICAL CENTER		2	38	95%	40
CLINICAL PATHOLOGY LABORATORIES, INC		40			40
Bon Secours Maria Manor		35	5	13%	40
ADVENT HEALTH CENTRA CARE - LAKELAND		30	10	25%	40
ST JOSEPHS HOSPITAL SOUTH HOSPITAL			40	100%	40
SUNSHINE ASSISTED LIVING		39			39
MAIN STREET MEDICAL CENTER OF CRESTVIEW PA		20	19	49%	39
WG BAYPOINT VILLAGE SH LLC		38	1	3%	39
CLINICAL RESEARCH SEQUENCING PLATFORM		8	31	79%	39
BROOKDALE BRANDON	1	38			39
MEDEX MEDICAL EXPRESS OF PALATKA LLC			39	100%	39
BIOFIRE		7	32	82%	39
LAKE INTERNAL MEDICINE ASSOCIATES PA		32	7	18%	39
LIGHTHOUSE PEDIATRICS OF NAPLES		35	4	10%	39
BOND CLINIC, PA		9	30	77%	39
JUNIPER VILLAGE AT CAPE CORAL		34	5	13%	39
ROADS PEDIATRICS,LLC		37	2	5%	39
CHILDRENS CLINIC		11	28	72%	39
GUYAN VALLEY WELLNESS CENTER		32	7	18%	39
BAYSHORE PATHOLOGY CONSULTANTS PA		37	2	5%	39
PREMISE HEALTH MIA		1	38	97%	39
GENEXPERT			39	100%	39
BRIDGEVIEW CENTER LLC		27	12	31%	39
MINUTECLINIC DIAGNOSTIC OF NORTH CAROLINA		38	1	3%	39
BAY COUNTY JAIL ANNEX		34	5	13%	39
CEDAR CREEK AT KINGS BAY INC		39			39

# COVID-19: testing by laboratory

Data through Mar 25, 2021 verified as of Mar 26, 2021 at 09:25 AM

Data in this report are provisional and subject to change.

The numbers in the table below represent the number of Florida and non-Florida residents for whom test results were received by the Department of Health. A person can be tested by more than one laboratory and can have both positive and negative results. **Therefore, the sum of the numbers in each column will be larger than the total number of people tested.**

Reporting lab	Inconclusive	Negative	Positive	Percent positive	Total
ATRIA SAN PABLO		36	2	5%	38
MAKO MEDICAL		21	17	45%	38
EASTERN SHORE URGENT CARE		27	11	29%	38
MOLECULAR DIAGNOSTICS		5	33	87%	38
LABCORP		16	22	58%	38
TGH URGENT CARE - RIVERVIEW			38	100%	38
Life Care Center of Citrus County		37	1	3%	38
HIGHLANDS COUNTY FIRE RESCUE		38			38
CORRECTIONAL MEDICAL GROUP		27	11	29%	38
AUTUMN OF SARASOTA		12	26	68%	38
CDR MAGUIRE - MIAMI BEACH CC MISSION 17388		2	36	95%	38
STEWART MEDICAL GROUP, INC		21	17	45%	38
FLORIDA DEPARMENT OF HEALTH CLAY COUNTY		25	13	34%	38
HOMEWOOD RESIDENCE AT FREEDOM PLAZA		37	1	3%	38
STETSON UNIVERSITY STUDENT HEALTH CENTER		3	35	92%	38
CCRC @ SUNFLOWER LLC		35	3	8%	38
ANDALUSIA HEALTH		21	17	45%	38
LPG PULMONOLOGY-COCONUT POINT		32	5	14%	37
BULLS HEAD URGENT CARE		35	2	5%	37
INNOVATION CLINICAL TRIALS, INC			37	100%	37
BITTINGS APOTHECARY INC		33	4	11%	37
EMED LABS, LLC	3	34			37
FAMILY EXTENDED CARE OF SEBRING INC		35	2	5%	37
ACCURATE DIAGNOSTIC LAB		35	2	5%	37
TAYLORVILLE FAMILY MEDICINE		30	7	19%	37
NIGHT LITE PEDIATRIC CENTER		10	27	73%	37
PONCE THERAPY CARE CENTER		34	3	8%	37
HOLZER HEALTH CENTER		5	32	86%	37
THE MEDICAL GROUP OF SOUTH FLORIDA INC		33	4	11%	37
PORT CHARLOTTE HMA		33	4	11%	37
ST AUGUSTINE PEDIATRIC ASSOC		33	4	11%	37
SOMA MEDICAL CENTER PA #3		5	32	86%	37
THE COLLIER AT NAPLES		36	1	3%	37
CONNECTICUT DEPARTMENT OF HEALTH		22	15	41%	37
MINUTECLINIC DIAGNOSTIC OF RHODE ISLAND, LLC #1544		36	1	3%	37
HR SARASOTA OPERATOR LLC		25	12	32%	37
BELVEDERE COMMONS OF SUN CITY CENTER		37			37
ONE MILO		37			37
PATHOGENIUS LABORATORIES		30	7	19%	37
ST JOSEPHS CHILDRENS OUTREACH			37	100%	37
NEWPATH DIAGNOSTICS		28	8	22%	36
SIDDH INC DBA SAN CARLOS PHARMACY		33	3	8%	36
PROFESSIONAL PEDIATRICS		34	2	6%	36
HARMONY HEALTH OPCO, LLC		15	21	58%	36
ALWAYS BEST CARE SENIOR SERVICES		33	3	8%	36
NAPHCARE INC		31	5	14%	36



# COVID-19: testing by laboratory

Data through Mar 25, 2021 verified as of Mar 26, 2021 at 09:25 AM

Data in this report are provisional and subject to change.

The numbers in the table below represent the number of Florida and non-Florida residents for whom test results were received by the Department of Health. A person can be tested by more than one laboratory and can have both positive and negative results. **Therefore, the sum of the numbers in each column will be larger than the total number of people tested.**

Reporting lab	Inconclusive	Negative	Positive	Percent positive	Total
WASHINGTON COUNTY HEALTH DEPARTMENT		24	12	33%	36
BVL/LITTLE ANGEL PEDIATRICS		36			36
ORTHOPAEDIC SURGERY CENTER		36			36
ST JUDE LABORATORIES		33	3	8%	36
ADULT MEDICINE OF LAKE COUNTY INC			36	100%	36
LEE COMMUNITY HEALTHCARE - LEHIGH		32	4	11%	36
PREMIUM HEALTH SERVICES OF TAMPA BAY LLC		18	18	50%	36
LPG CONVENIENT CARE AT METRO		33	3	8%	36
BOCA TOXICOLOGY LLC		33	2	6%	35
MINUTECLINIC DIAGNOSTIC OF LOUISIANA		33	2	6%	35
P23 LABS		35			35
BASSETTI MEDICAL RESEARCH INC		29	6	17%	35
D W MCMILLAN MEMORIAL HOSPITAL		24	11	31%	35
COASTAL LABORATORIES OF FLORIDA		32	3	9%	35
WUESTHOFF MEMORIAL HOSPITAL			35	100%	35
VIKOR SCIENTITIC		5	30	86%	35
ADVENT HEALTH - FISH MEMORIAL		2	33	94%	35
NCHD		21	14	40%	35
ST LUCIE COUNTY JAIL		26	9	26%	35
IRL		4	31	89%	35
NEUROINTERNATIONAL SARASOTA		32	3	9%	35
MINUTECLINIC DIAGNOSTIC MEDICAL GROUP		32	3	9%	35
PARKSIDE HEALTH AND REHABILITATION CENTER			35	100%	35
MINUTECLINIC DIAGNOSTIC OF MICHIGAN		32	3	9%	35
PATHGROUP		9	26	74%	35
POARCH BANC CREEK INDIANS TRIBAL HEALTH DEPARTMENT			35	100%	35
COLLIER HMA PHYSICIAN MANAGEMENT LLC		27	8	23%	35
UNIVERSITY HOSPITAL		30	5	14%	35
PALM POINT BEHAVIORAL HEALTH		35			35
FHMG - FLORIDA HOSPITAL MEDICAL GROUP		25	10	29%	35
MAINSTREET FAMILY URGENT CARE		1	34	97%	35
ST. MARYS MEDICAL CENTER		1	34	97%	35
VETERANS AFFAIRS MEDICAL CENTER - NEW YORK HARBOR		34	1	3%	35
ISLAND LAKE CENTER		14	21	60%	35
BENTON HOUSE OF CLERMONT		35			35
CAREHERE LAKE SCHOOLS EMPLOYEE HEALTH CENTER		24	11	31%	35
PECONIC BAY MEDICAL CENTER LABORATORY		26	9	26%	35
BAY STREET PHARMACY		32	2	6%	34
AYERS NURSING AND REHABILITATION CENTER		34			34
TUSCAN GARDENS OF DELRAY BEACH MANAGEMENT COMPANY,		34			34
MIDDLETOWN MEDICAL P C		24	10	29%	34
RASHDA ALBIBI M.D. P.A.		31	3	9%	34
SOUTHEASTERN OUTPATIENT SURGERY CENTER		31	3	9%	34
WALK IN MEDICAL URGENT CARE		34			34
LONG TERM CARE OF GULF BREEZE LLC		30	4	12%	34
FLORIDA PEDIATRIC GROUP PA		28	6	18%	34

# COVID-19: testing by laboratory

Data through Mar 25, 2021 verified as of Mar 26, 2021 at 09:25 AM

Data in this report are provisional and subject to change.

The numbers in the table below represent the number of Florida and non-Florida residents for whom test results were received by the Department of Health. A person can be tested by more than one laboratory and can have both positive and negative results. **Therefore, the sum of the numbers in each column will be larger than the total number of people tested.**

Reporting lab	Inconclusive	Negative	Positive	Percent positive	Total
NORTH FLORIDA PHARMACY		32	2	6%	34
MEDCOMP SCIENCES			34	100%	34
SOUTHCOR LABORATORY		4	30	88%	34
PARAMOUNT WALK-IN CLINIC		1	33	97%	34
RESIDENTIAL PLAZA AT BLUE LAGOON INC		31	3	9%	34
WALGREENS COVID-19		27	7	21%	34
HARBORCHASE OF WELLINGTON CROSSING		32	2	6%	34
THE SPRINGS OF PARC HILL		33	1	3%	34
LAKE COUNTY SCHOOLS EMPLOYEE HEALTH CENTER		23	11	32%	34
FAMILY AND INTERNAL MEDICINE AT AVALON PARK		30	4	12%	34
FLAGLER HOSPITAL INC	2		32	94%	34
TRIPLE O MEDICAL SERVICES INC		31	3	9%	34
REDI-MED WALK IN FAMILY CLINIC			34	100%	34
CITRUS CARE CLINIC			33	100%	33
JACKSON HEALTH SYSTEM		2	31	94%	33
CORAL HOUSE ASSISTED LIVING COMMUNITY LLC		33			33
PORT SAINT JOHN FAMILY PRACTICE		21	12	36%	33
LAKE SHERIFF		32	1	3%	33
FLORIDA DEPARTMENT OF HEALTH IN MONROE COUNTY		27	6	18%	33
GREENRIDGE GROUP HOME	3	11	19	58%	33
PHOSPHORUS DIAGNOSTICS		27	6	18%	33
WESTWOOD NURSING AND REHABILITATION		28	5	15%	33
COMMUNITY MEDICAL CARE CENTER INC			33	100%	33
RIVERHEAD URGENT CARE		32	1	3%	33
REHAB AND HEALTHCARE CENTER OF CAPE CORAL		33			33
NIGHT LITE PEDIATRICS URGENT CARE CENTER			33	100%	33
SANFORD MOBILE LAB PGA TOUR		32	1	3%	33
AMBRY GENETICS CORPORATION	23	10			33
METRO KNOXVILLE HMA		25	8	24%	33
ORLANDO CLINICAL RESEARCH CENTER		31	2	6%	33
DCH REGIONAL MEDICAL CENTER LABORATORY		32	1	3%	33
BOND CLINIC		3	30	91%	33
JAMAICA HOSPITAL MEDICAL CENTER		29	4	12%	33
AHSE ROP		32	1	3%	33
PHYSICIAN ASSOCIATES LLC		26	7	21%	33
Consulate Health Care of Orange Park		27	6	18%	33
DAVENPORT PEDIATRICS CLERMONT PA		29	4	12%	33
ALAN A SMITH MD LLC		31	2	6%	33
ARCPPOINT LABS OF WEST PALM BEACH		1	32	97%	33
AMMON ANALYTICAL LABORATORIES		29	4	12%	33
VILLA COURT LLC		33			33
VETERAN AFFAIRS MEDICAL CENTER - JAMES J PETERS		30	3	9%	33
CENTRAL FLORIDA HEALTH CARE INC WAUCHULA SITE 2		26	7	21%	33
Kensington Gardens		33			33
WELLMED AT NEW TAMPA		23	10	30%	33
EP MEDICAL EQUIPMENT PHARMACY		28	4	13%	32

# COVID-19: testing by laboratory

Data through Mar 25, 2021 verified as of Mar 26, 2021 at 09:25 AM

Data in this report are provisional and subject to change.

The numbers in the table below represent the number of Florida and non-Florida residents for whom test results were received by the Department of Health. A person can be tested by more than one laboratory and can have both positive and negative results. **Therefore, the sum of the numbers in each column will be larger than the total number of people tested.**

Reporting lab	Inconclusive	Negative	Positive	Percent positive	Total
Heartland Health Care Center North Sarasota		18	14	44%	32
WESTMINSTER ST AUGUSTINE		32			32
TANVIR H SHAGAR NP		27	5	16%	32
IPSUM DIAGNOSTICS		3	29	91%	32
UNIVERSITY MEDICAL CTR OF PRINCETON AT		30	2	6%	32
TRADITIONAL HOME CARE INC		31	1	3%	32
OPIS COQUINA CENTER		32			32
BROOKDALE CANOPY OAKS			32	100%	32
WINDSOR WOODS REHAB & HEALTHCARE CTR		31	1	3%	32
COLORADO DEPARTMENT OF HEALTH LABORATORY SERVICES DIVISION			32	100%	32
MADISON POINTE CARE CENTER		32			32
LPG PRIMARY CARE AT PINE ISLAND		29	3	9%	32
EVERLYWELL		18	14	44%	32
MULBERRY CARE CENTER		26	6	19%	32
UNION MEDICAL CARE		32			32
FLORIDA PRESBYTERIAN HOMES INC		31	1	3%	32
STATEN ISLAND UNIVERSITY HOSPITAL-POUCH		31	1	3%	32
WARDE MEDICAL LABORATORY		24	8	25%	32
VETERANS HOME			32	100%	32
MINUTE CLINIC LLC #2216		30	2	6%	32
ALABAMA CLINICS		16	16	50%	32
FORT CAROLINE GARDENS, INC		30	2	6%	32
SOUTHWEST LABS		32			32
PASSPORT HEALTH ORLANDO		32			32
LONG BEACH URGENT CARE		32			32
PREMIER URGENT CARE CENTER LLC			31	100%	31
NAPHCARE, INC.		21	10	32%	31
EVIVIA		30	1	3%	31
UNIPATH		24	7	23%	31
ATLAN		26	5	16%	31
AMERICAN ESOTERIC LABORATORIES		15	16	52%	31
GRAND VILLA OF NEW PORT RICHEY		24	7	23%	31
CITY OF OCALA EMPLOYEE HEALTH AND WELLNESS CENTER		25	6	19%	31
EC OPCO TIMBERLIN PARC LLC		31			31
GREENSBORO PATHOLOGY LLC		28	3	10%	31
MICHAEL J D'AMBROSE MD PA		29	2	6%	31
IMMEDIATE CARE PA		27	4	13%	31
UR CARE FAMILY AND SPORTS MEDICINE			31	100%	31
HEALTH FIRST - VIERA HOSPITAL		1	30	97%	31
MINUTE CLINIC DIAGNOSTIC OF VIRGINIA, LLC		31			31
REGENCY PARK ASSISTED LIVING FACILITY		29	2	6%	31
ENT AND ALLERGY ASSOCIATES OF FLORIDA LLC		30	1	3%	31
COLLIER ANESTHESIA PAIN LLC		31			31
EAST CENTRAL FLORIDA OUTPATIENT IMAGING		19	12	39%	31
HOLLISMED LLC		29	2	6%	31
ADVENTHEALTH MEDICAL GROUP FAMILY MEDICINE AT RDV		31			31

# COVID-19: testing by laboratory

Data through Mar 25, 2021 verified as of Mar 26, 2021 at 09:25 AM

Data in this report are provisional and subject to change.

The numbers in the table below represent the number of Florida and non-Florida residents for whom test results were received by the Department of Health. A person can be tested by more than one laboratory and can have both positive and negative results. **Therefore, the sum of the numbers in each column will be larger than the total number of people tested.**

Reporting lab	Inconclusive	Negative	Positive	Percent positive	Total
DISCOVERY COMMONS AT BRADENTON		31			31
LabCorp L#09258130 M#09258125		12	19	61%	31
ADVANCED URGENT CARE		12	19	61%	31
EASYCARE WALK-IN CLINIC	1	11	19	61%	31
JUPITER MEDICAL CENTER PHYSICIANS GROUP, INC		28	3	10%	31
GROWING TOGETHER PEDIATRICS, LLC		27	4	13%	31
GRAND VILLA OF ALTAMONTE SPRINGS		24	7	23%	31
MINUTE CLINIC DIAGNOSTIC OF SC, LLC #75		29	1	3%	30
ADVENT HEALTH PRIMARY CARE PLUS, WINTER GARDEN		26	4	13%	30
THE TERRACE AT IVY ACRES ALF		11	19	63%	30
Okeechobee Health Care Facility		16	14	47%	30
ADVENTHEALTH MEDICAL GROUP FAMILY & INTERNAL		11	19	63%	30
MULBERRY'S MOBILE PROVIDER SERVICES LLC		16	14	47%	30
Wiregrass Rehabilitation Center and Nursing Home		28	2	7%	30
CARILLON SPORTS AND FAMILY MEDICINE		23	7	23%	30
AMEERAH LABS			30	100%	30
HERITAGE WATERSIDE		27	3	10%	30
PERDIDO URGENT CARE		1	29	97%	30
AMELIA ASSISTED LIVING FACILITY		30			30
CLINCLOUD, LLC			30	100%	30
CIGNA PBSO WEST PALM			30	100%	30
MAGNOLIA DIAGNOSTICS, LLC		3	27	90%	30
OAK HARBOR ASSISTED LIVING FACILITY		27	3	10%	30
ROCKLAND URGENT CARE FAMILY HEALTH NP		29	1	3%	30
BOCA BIOLISTIC REFERENCE LAB			30	100%	30
OAKMONTE VILLAGE		29	1	3%	30
LAKE MARY - STIRLING CENTER SUITE 202			30	100%	30
FORT VALLEY STATE UNIVERSITY		29	1	3%	30
CHIPOLA MEDICAL ASSOCIATES		10	20	67%	30
COUNTY OF LOS ANGELES			30	100%	30
WEINBERG VILLAGE		29	1	3%	30
FLORIDA ENDOSCOPY & SURGERY CTR LLC		30			30
MIGUEL E TREVINO MD PA		25	4	14%	29
WEISS PEDIATRIC CARE LLC		16	13	45%	29
P4CLINICAL	3	2	24	83%	29
MARYLAND DEPARTMENT OF HEALTH			29	100%	29
CENTER ONE SURGERY CENTER		24	5	17%	29
CDC		17	12	41%	29
STEINHATCHEE DRUGS		23	6	21%	29
RENAISSANCE SENIOR LIVING	1	28			29
CAPE CORAL HOSPITAL ABG LABORATORY		16	13	45%	29
UNIV OF ROCHESTER-STRONG MEMORIAL HOSP		28	1	3%	29
SANDALWOOD NURSING CENTER		29			29
ROBERT H JENKINS JR VETERANS' DOMICILIARY HOME OF		26	3	10%	29
UCLA HEALTHCARE CLINICAL LABS		23	6	21%	29
STEWART MELBOURNE HOSPITAL			29	100%	29

# COVID-19: testing by laboratory

Data through Mar 25, 2021 verified as of Mar 26, 2021 at 09:25 AM

Data in this report are provisional and subject to change.

The numbers in the table below represent the number of Florida and non-Florida residents for whom test results were received by the Department of Health. A person can be tested by more than one laboratory and can have both positive and negative results. **Therefore, the sum of the numbers in each column will be larger than the total number of people tested.**

Reporting lab	Inconclusive	Negative	Positive	Percent positive	Total
FAST PACE MEDICAL CLINIC		26	3	10%	29
SUNTREE INTERNAL MEDICINE		29			29
STUART REHABILITATION AND HEALTHCARE		14	15	52%	29
HUNTINGTON STATION URGENT CARE		28	1	3%	29
SIMEDHEALTH LLC		21	8	28%	29
ST PETER'S BENDER LABORATORY		28	1	3%	29
NURSES HELPING HANDS INC ALF		29			29
DUVAL COUNTY HEALTH DEPARTMENT		29			29
CARE HERE		6	23	79%	29
PANCARE HEALTH - BONIFAY K-8			29	100%	29
Rehabilitation Center of the Palm Beaches		29			29
DAVID LAWRENCE CENTER		25	4	14%	29
MINUTE CLINIC, LLC DBA MINUTECLINIC #4505		27	2	7%	29
BAPTIST PRIMARY BLACK CREEK SOUTH			29	100%	29
PALM GARDEN OF JACKSONVILLE		27	2	7%	29
ISLAMORADA VILLAGE OF ISLANDS FIRE RESCUE		27	2	7%	29
FAMILY CARE PARTNERS URGENT CARE LLC		23	6	21%	29
A AND R RESEARCH GROUP LLC		25	4	14%	29
COMPREHENSIVE CHILDCARE		23	6	21%	29
ACCESS 365 URGENT CARE		9	20	69%	29
NEMOURS CHILDRENS CLINIC		22	7	24%	29
MD NOW MEDICAL CENTERS, INC.		26	3	10%	29
INTERIM HEALTHCARE OF NORTHWEST FLORIDA INC		27	2	7%	29
PRO HEALTH HARMONY		29			29
PALMS, THE		29			29
LAKELAND NURSING AND REHABILITATION CENTER			28	100%	28
URGENT CARE CENTER			28	100%	28
GRAND LIVING AT LAKEWOOD RANCH		27	1	4%	28
CARDIOLOGY AND MEDICINE ASSOCIATES INC		27	1	4%	28
THORNBURG PEDIATRICS		26	2	7%	28
PORT ST LUCIE HOSPITAL		25	3	11%	28
SUNSHINE PEDIATRICS OF CENTRAL FLORIDA PL		26	2	7%	28
LAKE PLACID HEALTH AND REHABILITATION		1	27	96%	28
MINUTECLINIC DIAGNOSTIC OF RHODE ISLAND, LLC #212		28			28
NORTH PINELLAS CHILDRENS MEDICAL CENTER			28	100%	28
LABORATORY ALLIANCE OF CENTRAL NEW YORK		27	1	4%	28
MARION PEDIATRICS PA		21	7	25%	28
Cleveland Clinic Laboratories		4	24	86%	28
UNIVERSITY OF ILLINOIS VETERINARY DIAG	1	26	1	4%	28
DOCTOR TODAY TLC LLC			28	100%	28
NATIONAL MENTOR HEALTHCARE LLC			28	100%	28
FAMILY CARE PARTNERS		18	10	36%	28
SYNIVERSE WELLNESS CENTER		24	4	14%	28
EDEN AT CRESTVIEW		12	16	57%	28
BROOKDALE PHILLIPPI CREEK			28	100%	28
ORANGE PEDIATRICS			28	100%	28

# COVID-19: testing by laboratory

Data through Mar 25, 2021 verified as of Mar 26, 2021 at 09:25 AM

Data in this report are provisional and subject to change.

The numbers in the table below represent the number of Florida and non-Florida residents for whom test results were received by the Department of Health. A person can be tested by more than one laboratory and can have both positive and negative results. **Therefore, the sum of the numbers in each column will be larger than the total number of people tested.**

Reporting lab	Inconclusive	Negative	Positive	Percent positive	Total
PULSE & REMEDY LLC		13	15	54%	28
KEY PRIMARY CARE			28	100%	28
THE PALMS PHARMACY, INC		25	3	11%	28
Signature Healthcare of Ormond		28			28
CHILDREN'S MEDICAL CENTER			28	100%	28
STATCARE URGENT & WALK IN MEDICAL CARE		25	3	11%	28
RESIDENCE AT BAY VUE		27	1	4%	28
JOSEF SCHENKER MD PC DBA CENTERS URGENT		26	2	7%	28
ARTHREX MEDICAL CENTER EAST		22	6	21%	28
UNIVERSITY BEHAVIORAL CENTER		28			28
ACTIVE SENIOR LIVING		26	2	7%	28
ASTORIA HEALTH AND REHABILITATION CENTER		27	1	4%	28
CERON PEDIATRICS & INTEGRATIVE MEDICIN		28			28
FIRST CHOICE PEDIATRICS LOOP		25	2	7%	27
THE COMMONWEALTH OF MASSACHUSETTS		1	26	96%	27
GULFSIDE HOSPICE INC		24	3	11%	27
GASTROENTEROLOGY ASSOCIATES OF PENSACOLA PA		23	4	15%	27
CHILDRENS MEDICAL CENTER			27	100%	27
Grand Villa of Clearwater		25	2	7%	27
KIVA AT CANTERBURY, LLC		27			27
BROOKDALE UNIVERSITY HOSPITAL		25	2	7%	27
LEE MEMORIAL HEALTH SYSTEM D/B/A LEE COMMUNITY		25	2	7%	27
LOOP PEDIATRICS		22	5	19%	27
PINELLAS 1 HOME HEALTH CARE CORP		27			27
EXPRESS CARE OF BELLEVIEW		27			27
SUNCOAST LABS			27	100%	27
BROOKWOOD BAPTIST MEDICAL CENTER		26	1	4%	27
WIREGRASS CLINIC LLC		22	5	19%	27
JOSEPH SCHENKER MD PC DBA CENTERS URGENT		24	3	11%	27
LEXINGTON PLACE SENIOR LIVING COMMUNITY		27			27
VASSAR BROTHERS MEDICAL CENTER LABORATORY		25	2	7%	27
ATRIA LADY LAKE		27			27
SPANISH RIVER HIGH SCHOOL ESE		23	4	15%	27
Heritage Park Care and Rehabilitation		27			27
UNION CHD		24	3	11%	27
BROWARD HEALTH IMPERIAL POINT NURSING			27	100%	27
BROOKDALE SOUTHPPOINT			27	100%	27
CRESTVIEW IMMEDIATE CARE LL		4	23	85%	27
VICK STREET MANOR		27			27
HEALTHPARK MEDICAL CENTER ABG LAB		26	1	4%	27
ORLANDO HEALTH PRIMARY CARE PEDIATRICS		27			27
GOOD SAMARITAN HOSPITAL LABORATORY		23	3	12%	26
RAINBOW PEDIATRICS		1	25	96%	26
OAKTREE HEALTHCARE			26	100%	26
MINIMALLY INVASIVE VASCULAR INC		24	2	8%	26
LAKES DIALYSIS CENTER INC			26	100%	26

# COVID-19: testing by laboratory

Data through Mar 25, 2021 verified as of Mar 26, 2021 at 09:25 AM

Data in this report are provisional and subject to change.

The numbers in the table below represent the number of Florida and non-Florida residents for whom test results were received by the Department of Health. A person can be tested by more than one laboratory and can have both positive and negative results. **Therefore, the sum of the numbers in each column will be larger than the total number of people tested.**

Reporting lab	Inconclusive	Negative	Positive	Percent positive	Total
AMERICAN RESEARCH LABS		24	2	8%	26
JOHN D ARCHBOLD MEMORIAL HOSPITAL		25	1	4%	26
TREEHOUSE PEDIATRICS & FAMILY CARE		26			26
Clearwater Center		12	14	54%	26
LOT HEALTH SERVICES	1	25			26
MINUTECLINIC, LLC #4230		22	4	15%	26
LABORATORY MEDICINE CONSULTANTS-LMC PA		24	2	8%	26
HOLIDAY MEDICAL ASSOCIATES		1	25	96%	26
ABL MEDICAL CARE LLC			26	100%	26
PALM BEACH COUNTY FIRE RESCUE		24	2	8%	26
WAKULLA COUNTY HEALTH DEPARTMENT		12	14	54%	26
SUNY UPSTATE OVERFLOW LABORATORY		26			26
MONTEFIORE NEW ROCHELLE HOSPITAL		24	2	8%	26
COLORADO DEPARTMENT OF PUBLIC HEALTH AND ENVIRONMENT			26	100%	26
SANITAS		4	22	85%	26
PULMONARY SPECIALISTS OF THE PALM BEACHES		16	10	38%	26
MONCRIEF ARMY HEALTH CLINIC			26	100%	26
BUREAU OF PUBLIC HEALTH	1	6	19	73%	26
CAMP BOGGY CREEK		26			26
DARDEN WELLNESS CENTER		23	3	12%	26
MINUTE CLINIC DIAGNOSTIC OF VIRGINIA		21	5	19%	26
EAST HILL MEDICAL GROUP		17	9	35%	26
BAYCARE HEALTH SYSTEMS, LLC			26	100%	26
EPIC REFERENCE LABS INC			26	100%	26
BOCA SIMON LAB		1	25	96%	26
WEST BROWARD CARE CENTER		24	2	8%	26
MINUTECLINIC, LLC #08366		21	5	19%	26
THE MINIER URGENT CARE		20	6	23%	26
URGENT FAMILY CARE INC		23	3	12%	26
MARTHA'S HOUSE & ASSISTED LIVING FACILITY		26			26
PARK WEST MEDICAL CENTER		25	1	4%	26
ADVENT HEALTH PARTIN SETTLEMENT HEALTH PARK		18	8	31%	26
EXPRESS FAMILY CARE LLC		11	15	58%	26
ADVENT HEALTH MEDICAL GROUP- FAMILY MEDICINE AT DR. PHILIPS		21	5	19%	26
FLORIDA MEDICAL CLINIC - MULTI SPECIALTY CAMPUS		9	17	65%	26
MINUTECLINIC DIAGNOSTIC OF TEXAS		22	4	15%	26
ASSISTED LIVING OF BROWARD		25			25
DELRAY BEACH FACIAL PLASTIC SURGERY		25			25
ST. CLOUD HOSPITAL		20	5	20%	25
RJ LEE GROUP	1	23	1	4%	25
MINUTECLINIC DIAGNOSTIC OF PENNSYLVANIA		24	1	4%	25
SUMMERGATE PHARMACY		23	2	8%	25
MAYO CLINIC JACKSONVILLE		1	24	96%	25
ADVENT HEALTH EXPRESS		9	16	64%	25
PBSO WEST PALM FAMILY PRACTICE		1	24	96%	25
JOSEF SCHENKER MD PC		25			25

# COVID-19: testing by laboratory

Data through Mar 25, 2021 verified as of Mar 26, 2021 at 09:25 AM

Data in this report are provisional and subject to change.

The numbers in the table below represent the number of Florida and non-Florida residents for whom test results were received by the Department of Health. A person can be tested by more than one laboratory and can have both positive and negative results. **Therefore, the sum of the numbers in each column will be larger than the total number of people tested.**

Reporting lab	Inconclusive	Negative	Positive	Percent positive	Total
GREEN GABLES ASSISTED LIVING FACILITY		25			25
COASTAL COMPLETE CARE		11	14	56%	25
CARENOW - DOWNTOWN NORTH GULCH		24	1	4%	25
THE WATERMARK AT VISTAWILLA		25			25
ADVENT HEALTH - LAKE MARY PEDIATRICS		16	9	36%	25
MEDEXPRESS URGENT CARE - BLOOMINGTON		22	3	12%	25
FEDERAL PRISON CAMP PENSACOLA			25	100%	25
TALLAHASSEE DEVELOPMENTAL CENTER		24	1	4%	25
MINUTE CLINIC DIAGNOSTIC OF NEW JERSEY		24	1	4%	25
CLEARWATER EMPLOYEE HEALTH CLINIC		9	16	64%	25
COOPER HEALTHCARE		22	3	12%	25
WESTPAC LABS		1	24	96%	25
ARCPPOINT LABS OF FORT LAUDERDALE		25			25
GRAND VILLA OF DEL RAY WEST		22	3	12%	25
WOMENS CARE FLORIDA LABORATORY		25			25
URGENT CARE USA LLC		2	23	92%	25
LEE MEMORIAL HEALTH SYSTEM		21	4	16%	25
MADWAR		19	6	24%	25
Summit Medical Group Westfield Lab		22	3	12%	25
Casa Mora Rehabilitation & Extended Care		25			25
COASTAL SKIN SURGERY AND DERMATOLOGY		18	7	28%	25
SOUTH FLORIDA DIALYSIS CENTER		8	17	68%	25
CANTON-POTSDAM HOSPITAL LABORATORY		24	1	4%	25
SUNQUEST		3	22	88%	25
HUNT CLUB PEDIATRIC ASSOCIATES LLC		21	4	16%	25
MD BEAUTY LABS, PA		23	2	8%	25
ENCOMPASS HEALTH REHABILITATION HOSPITAL OF SARASOTA		25			25
VIRTUA		20	4	17%	24
FINLAY C. LABORATORY		4	20	83%	24
COMMUNITY HEALTH OF SOUTH FLORIDA			24	100%	24
TOTAL ACCESS URGENT CARE		1	23	96%	24
ALAN SERURE MD		24			24
STATE LAB		2	22	92%	24
Grand Villa of Deerfield Beach		22	2	8%	24
AVENTIS BIO-SERVICES CTL		24			24
RAINBOW PEDIATRIC CENTER		2	22	92%	24
PACIFICA SENIOR LIVING FORT MYERS		15	9	38%	24
MED PLUS FLORENCE		20	4	17%	24
THE LODGE AND REHABILITATION CENTER		9	15	63%	24
MINUTECLINIC, LLC, DBA MINUTECLINIC #5		21	3	13%	24
MADISON COUNTY MEMORIAL HOSP		12	12	50%	24
SENIOR LIVING IV SUN CITY LLC		17	7	29%	24
VILLAGES REHABILITATION AND NURSING CENTER		24			24
SHORE MEMORIAL HOSPITAL		21	3	13%	24
ATRIA AT ST JOSEPHS		24			24
SPRINGWOOD COURT		19	5	21%	24



# COVID-19: testing by laboratory

Data through Mar 25, 2021 verified as of Mar 26, 2021 at 09:25 AM

Data in this report are provisional and subject to change.

The numbers in the table below represent the number of Florida and non-Florida residents for whom test results were received by the Department of Health. A person can be tested by more than one laboratory and can have both positive and negative results. **Therefore, the sum of the numbers in each column will be larger than the total number of people tested.**

Reporting lab	Inconclusive	Negative	Positive	Percent positive	Total
LEE PHYSICIAN GROUP		21	3	13%	24
PHYSICIANS PRIMARY CARE OF SW FLORIDA PL		24			24
1ST PRIORITY LAB SERVICES		21	3	13%	24
CSH LAKE ORIENTA LP		24			24
MINUTECLINIC DIAGNOSTIC OF TN, PC 374		20	4	17%	24
PALMS MEDICAL GROUP - LAKE CITY WEST		3	21	88%	24
PHYSICIANS STAT		3	21	88%	24
HENNEPIN COUNTY MEDICAL CENTER (HCMC)		13	11	46%	24
ENGLEWOOD HOSPITAL AND MEDICAL CENTER		19	5	21%	24
ROWLETT MIDDLE ACADEMY		22	2	8%	24
THE CHAPPEL GROUP RESEARCH		24			24
HALIFAX HEALTH URGENT CARE		4	20	83%	24
TIMBERLANE LODGE ALF	1	16	7	29%	24
SENIOR HEALTH OF WINTER PARK DUNDEE		24			24
HEALTH MED CENTERS		24			24
PRIME CARE ONE LLC/HARBORCHASE OF VENICE			24	100%	24
MID FLORIDA PATHOLOGY LLC		23	1	4%	24
MAGNOLIA PEDIATRICS		4	20	83%	24
HERITAGE OAKS ASSISTED LIVING & MEMORY CARE		20	4	17%	24
ASURANCE SCIENTIFIC LABORATORIES		24			24
WESTMINSTER WOODS ON JULINGTON CREEK		22	2	8%	24
AIR, LAND & SEA PHYSICALS & CONSULTATIONS, LLC		23	1	4%	24
CARE CENTERS OF NASSAU LLC MINER ROAD NORTH		24			24
SANFORD PEDIATRIC ASSOCIATES, PA		22	2	8%	24
TARPON BAYOU CENTER			24	100%	24
GRAND VILLA OF ST. PETERSBURG		22	2	8%	24
COURTYARDS OF ORLANDO		24			24
URGENT CARE USA			24	100%	24
NOVANT HEALTH		18	6	25%	24
CENTERPLACE HEALTH		3	21	88%	24
LABORATORY DYNAMICS		20	4	17%	24
WELLOW URGENT CARE		23	1	4%	24
SUMMIT MEDICAL GROUP - 75 E NORTHFIELD		22	2	8%	24
PALMETTO PEDIATRICS			24	100%	24
WELLMED AT PLANT CITY		11	13	54%	24
WUESTHOFF MEDICAL CENTER-MELBOURNE			23	100%	23
UNIV OF NORTH ALABAMA HEALTH CENTER		22	1	4%	23
ROSLYN URGENT CARE		23			23
UF HEALTH NORTH JACKSONVILLE			23	100%	23
ADVENTHEALTH MEDICAL GROUP PULMONOLOGY		20	3	13%	23
BOZEMAN HEALTH DEACONESS HOSPITAL		18	5	22%	23
PM PEDIATRICS		22	1	4%	23
WOODHOUSE INC		17	6	26%	23
CARLOS F FUSTER MD PA		21	2	9%	23
ACCESS HEALTH CARE PHYSICIANS LLC		10	13	57%	23
OMEGA LABORATORIES		19	4	17%	23

# COVID-19: testing by laboratory

Data through Mar 25, 2021 verified as of Mar 26, 2021 at 09:25 AM

Data in this report are provisional and subject to change.

The numbers in the table below represent the number of Florida and non-Florida residents for whom test results were received by the Department of Health. A person can be tested by more than one laboratory and can have both positive and negative results. **Therefore, the sum of the numbers in each column will be larger than the total number of people tested.**

Reporting lab	Inconclusive	Negative	Positive	Percent positive	Total
GRAND VILLA OF PINELLAS PARK		21	2	9%	23
EMORY BENNETT VETERANS NURSING HOME	1	22			23
ISLAND COAST PEDIATRICS PA		22	1	4%	23
TIFFANY LAKE CARE CENTERS INC		23			23
SARASOTA MEMORIAL NURSING & REHABILITATION CTR		23			23
NEW JERSEY		22	1	4%	23
CORE LABORATORY		1	22	96%	23
ADEPT INPATIENT MEDICAL SERVICES PC		23			23
WILLAMETTE VALLEY TOXICOLOGY LLC		21	2	9%	23
BAYFRONT FAMILY HEALTH CENTER		3	20	87%	23
NOBLE SENIOR LIVING		3	20	87%	23
NEWYORK-PRESBYTERIAN/ LAWRENCE HOSPITAL LABORATORY		21	2	9%	23
ADVANCED URGENT CARE CENTER		7	16	70%	23
ORLANDO FAMILY MEDICINE		8	15	65%	23
GRAND VILLA OF ENGLEWOOD		18	5	22%	23
WALGREEN		14	9	39%	23
FORT SANDERS REGIONAL LABORATORY		23			23
UNIVERSITY HILLS HEALTH AND REHABILITATION CENTER		18	5	22%	23
LAKEVIEW HEALTH CARE SYSTEMS		9	14	61%	23
EGL GENETIC DIAGNOSTICS		1	22	96%	23
PHYSICIANS CARE		20	3	13%	23
ROCKLEDEGE REGIONAL MEDICAL CENTER		17	5	23%	22
DIACARTA INC.		22			22
JUPITER MEDICAL CENTER			22	100%	22
SEAGRASS VILLAGE			22	100%	22
STEWART MEDICAL GROUP INC			22	100%	22
NORTHWEST FLORIDA COMMUNITY HOSPITAL 3RD FLOOR		20	2	9%	22
ST ELIZABETH MEDICAL CENTER LABORATORY		19	3	14%	22
KELLY'S ASSISTED LIVING FACILITY		22			22
South Heritage Health and Rehab		22			22
FLORENCE J HUNT STUDENT WELLNESS CENTER - HEALTH SERVICES (ABBOTT)		22			22
MARATHON HEALTH FOR LIFE		19	3	14%	22
MOBILE DIVISION LABORATORY		7	15	68%	22
RAYMOND BASRI MD		20	2	9%	22
ERIC C MARSHAL MD, PC DBA MINUTECLINIC		21	1	5%	22
EXPRESS CARE OF TAMPA BAY LLC		2	20	91%	22
PULSE MEDICAL GROUP INC			22	100%	22
FLORIDA HOSPITAL LABS		12	10	45%	22
EBEIDS MD PEDIATRICS		19	3	14%	22
TEN HEALTHCARE		6	16	73%	22
CHARLOTTE CHD PORT CHARLOTTE		18	4	18%	22
MORNINGSIDE MANOR & VILLA ADULT CARE C		22			22
MINUTECLINIC DIAGNOSTIC OF TN PC #320		14	8	36%	22
HARBOUR ISLAND PEDIATRICS		13	9	41%	22
GERALD J KIVETT MD		20	2	9%	22
SMH PHYSICIAN SERVICES INC		21	1	5%	22

# COVID-19: testing by laboratory

Data through Mar 25, 2021 verified as of Mar 26, 2021 at 09:25 AM

Data in this report are provisional and subject to change.

The numbers in the table below represent the number of Florida and non-Florida residents for whom test results were received by the Department of Health. A person can be tested by more than one laboratory and can have both positive and negative results. **Therefore, the sum of the numbers in each column will be larger than the total number of people tested.**

Reporting lab	Inconclusive	Negative	Positive	Percent positive	Total
APOLLO SURGERY CENTER		20	2	9%	22
CARESPOT		2	20	91%	22
OLIVE BRANCH HEALTH AND REHABILITATION CENTER			22	100%	22
GILCHRIST COUNTY JAIL		20	2	9%	22
ELAN SPANISH SPRINGS		4	18	82%	22
TOTTENVILLE CIRCLE URGENT CARE		22			22
FLORIDA PEDIATRICS		6	16	73%	22
ST VINCENT'S EAST		20	2	9%	22
SOLE HEALTH LLC		22			22
GLEN COVE HOSPITAL		22			22
HUNT CLUB MEDICAL		15	7	32%	22
JUST FOR KIDS PEDIATRICS		5	17	77%	22
MIDNIGHT MEDICINE			22	100%	22
ST VINCENTS AMBULATORY CARE INC DBA		19	3	14%	22
FAMILY AND AFTER HOURS CARE		22			22
DALE MEDICAL CENTER		17	5	23%	22
Wesley Place on Honeysuckle		20	2	9%	22
FORT PIERCE FAMILY CARE INC		16	6	27%	22
COASTAL FAMILY PRACTICE		13	8	38%	21
MEDI STATION			21	100%	21
OHIO CVS STORES, LLC DBA		19	2	10%	21
FLORIDA MEDICAL CLINIC IM MLK		14	7	33%	21
UPMC CHAUTAUQUA AT WCA LABORATORY		20	1	5%	21
UTAH DEPARTMENT OF HEALTH			21	100%	21
LAKE HOWARD HEIGHTS	1	18	2	10%	21
CONNECTDX		6	15	71%	21
NEW YORK METHODIST HOSPITAL		17	4	19%	21
KINDRED HOSPITAL OCALA		18	3	14%	21
ENCOMPASS HEALTH REHABILITATION HOSPITAL OF PANAMA CITY		16	5	24%	21
PALM BAY FAMILY PRACTICE		4	17	81%	21
FLUSHING HOSPITAL MEDICAL CENTER		17	4	19%	21
MINUTECLINIC, LLC, DBA MINUTECLINIC #2544		20	1	5%	21
MINUTECLINIC DIAGNOSTIC OF TN PC #378		20	1	5%	21
INTERNATIONAL MEDICAL LABORATORY INC		21			21
ST JUDE CHILDRENS RESEARCH HOSPITAL		21			21
CL BRUMBACK PRIMARY CARE CLINIC LANTANA		2	19	90%	21
NEW YORK PRESBYTERIAN - ALLEN HOSPITAL		21			21
CLINICAL PATHOLOGY LABORATORIES SOUTHEAST			21	100%	21
JEFFERSON K-12, A SOMERSET SCHOOL- CLINIC		17	4	19%	21
CENTRAL FLORIDA PEDIATRIC URGENT CARE LLC		17	4	19%	21
ADIRONDACK MEDICAL CENTER		21			21
CANCER RESEARCH LAB, BOB JONES UNIVERSITY		20	1	5%	21
HOWARD BEACH URGENT CARE		21			21
METROPOLITAN CHARITIES INC		19	2	10%	21
EMORY UNIVERSITY HOSPITAL		17	4	19%	21
THE PLAYERS CHAMPIONSHIP		21			21

# COVID-19: testing by laboratory

Data through Mar 25, 2021 verified as of Mar 26, 2021 at 09:25 AM

Data in this report are provisional and subject to change.

The numbers in the table below represent the number of Florida and non-Florida residents for whom test results were received by the Department of Health. A person can be tested by more than one laboratory and can have both positive and negative results. **Therefore, the sum of the numbers in each column will be larger than the total number of people tested.**

Reporting lab	Inconclusive	Negative	Positive	Percent positive	Total
ROCKLEDGE FAMILY HEALTH			21	100%	21
UAH STUDENT HEALTH CENTER		14	7	33%	21
PRIMECARE OF DOTHAN-DALEVILLE CLINIC		16	5	24%	21
MORRIS PARK URGENT CARE		18	3	14%	21
SOUTH NASSAU COMMUNITIES HOSPITAL		17	4	19%	21
COLUMBIA MEMORIAL HOSPITAL		21			21
ARDEN COURTS OF WINTER SPRINGS		18	3	14%	21
WINSHIPS PHARMACY INC		20			20
DIXIE COUNTY HEALTH DEPARTMENT		13	7	35%	20
BEST MEDICAL CENTER		11	9	45%	20
LAKE WORTH MANOR		19	1	5%	20
TENNESSEE DEPARTMENT OF HEALTH		15	5	25%	20
CONSOLIDATED LAB SERVICES		10	10	50%	20
MEDEMERGE		18	2	10%	20
TGH MEDICAL GROUP LABORATORY CARROLLWOOD			20	100%	20
HOPE HEALTHCARE		20			20
PONCE PLAZA NURSING & REHAB CENTER		4	16	80%	20
GOOD SAMARITAN SOCIETY OF DAYTONA		16	4	20%	20
GUARDANT HEALTH		14	6	30%	20
MINUTECLINIC DIAGNOSTIC OF ILLINOIS L		15	5	25%	20
BROOKDALE MANDARIN CENTRAL		7	13	65%	20
CARESPOT OF NOCATEE		1	19	95%	20
ODYSSEY HEALTHCARE OF MARION COUNTY, LLC		19	1	5%	20
BAYFRONT HMA CONVENIENT CARE, LLC		2	18	90%	20
WINTER PARK FAMILY PRACTICE LLC		17	3	15%	20
VIERA FAMILY MEDICINE AND WELLNESS		16	4	20%	20
SOUTH CAROLINA DEPARTMENT OF HEALTH			20	100%	20
MINUTECLINIC DIAGNOSTIC OF NORTH		18	2	10%	20
POINT OF CARE CLINICS PRIMARY CARE		20			20
REDITUS LABORATORIES			20	100%	20
A LILIKO'I PHARMACY LLC		19	1	5%	20
CAREATC INC BRANDON	1	18	1	5%	20
SOMA MEDICAL CENTER # 4		2	18	90%	20
BAYCARE MEDICAL GROUP INC		1	19	95%	20
LMH SKILLED NURSING UNIT		20			20
HEALTHY MINORS, LLC.		20			20
HOUSE CALLS PROFESSIONAL LLC		17	3	15%	20
ADVANCED HEALTHCARE ASSOCIATES		18	2	10%	20
MEDICAL EXPRESS CORP		18	2	10%	20
BETHESDA HEALTH PHYSICIAN GROUP INC			20	100%	20
BAY PEDIATRICS PA		18	2	10%	20
DEPT OF VA MEDICAL CENTER - BAY PINES			20	100%	20
PROFESSIONAL PARK PEDIATRICS PA			20	100%	20
STATEN ISLAND UNIVERSITY HOSPITAL		19	1	5%	20
MINUTECLINIC DIAGNOSTICS MEDICAL GROUP		19	1	5%	20
SONATA BOYNTON BEACH		18	2	10%	20

# COVID-19: testing by laboratory

Data through Mar 25, 2021 verified as of Mar 26, 2021 at 09:25 AM

Data in this report are provisional and subject to change.

The numbers in the table below represent the number of Florida and non-Florida residents for whom test results were received by the Department of Health. A person can be tested by more than one laboratory and can have both positive and negative results. **Therefore, the sum of the numbers in each column will be larger than the total number of people tested.**

Reporting lab	Inconclusive	Negative	Positive	Percent positive	Total
1 TOUCH TOTALCARE SOLUTIONS		18	2	10%	20
MARQUES PEDIATRICS			20	100%	20
ESTATES MEDICAL CENTER		12	8	40%	20
Sovereign Laboratory Services, LLC		17	3	15%	20
HENDRY REGIONAL CORPORATE HEALTH			20	100%	20
CVS NC3516POCT WINSTON SALEM		18	2	10%	20
PEDIATRIC ASSOCIATES PA		17	3	15%	20
SOUTH FLORIDA BAPTIST HOSPITAL			20	100%	20
MONROE COUNTY DETENTION CENTER			19	100%	19
AUBURN COMMUNITY HOSPITAL		17	2	11%	19
BARTON FAMILY PRACTICE		8	11	58%	19
MINUTECLINIC DIAGNOSTIC OF NORTH CAROLINA PC		16	3	16%	19
FLORIDA HOSPITAL WINTER GARDEN		15	4	21%	19
ALL PEDIATRIC CARE			19	100%	19
WELLMED AT LAKE COPELAND		13	6	32%	19
COMMUNITY HOME HEALTH CARE		19			19
INTEGRATED REGIONAL LABORATORIES - LARGO			19	100%	19
STONE WASH CLINICAL LABORATORIES		2	17	89%	19
ORLANDO ORTHOPAEDIC OUTPATIENT SURGERY CENTER		15	4	21%	19
GRACE WELLNESS CENTER		8	11	58%	19
GLEN OAKS URGENT CARE		18	1	5%	19
GRAND VILLA OF ORMOND BEACH		16	3	16%	19
SHELBY BAPTIST MEDICAL CENTER		14	5	26%	19
LAB INTERMARKET FACILITY LAB		1	18	95%	19
EDWARD S BENNETT MD PLLC		19			19
MED HEALTH SERVICES		18	1	5%	19
FOX FAMILY PRACTICE		19			19
BRIDGEWAY HEALTH CLINICS INC			19	100%	19
TEXAS DEPARTMENT OF STATE HEALTH SERVICES		3	16	84%	19
FLORIDA COMMUNITY HEALTH CENTER OF ST. LUCIE		1	18	95%	19
BAPTIST MEMORIAL HEALTH CARE		17	2	11%	19
HARLEM HOSPITAL CENTER		18	1	5%	19
BAPTIST MEDICAL GRP URGENT CARE & OCC HEALTH AIRPO		19			19
OCEANSIDE URGENT CARE		19			19
GENTIVA HEALTH SERVICES		17	2	11%	19
Citymd Of Lacey		16	3	16%	19
FAMILY CARE CYPRESS CREEK		1	18	95%	19
ST VINCENT'S URGENT CARE		16	3	16%	19
ESOTERIX GENETIC LABORATORIES		16	3	16%	19
SEVEN RIVERS REGIONAL MEDICAL CENTER		5	14	74%	19
JACKSON NORTH MEDICAL CENTER		2	17	89%	19
MINUTECLINIC DIAGNOSTIC PA		17	2	11%	19
NO NAME		8	11	58%	19
BAYVIEW MEDICAL		19			19
LOVING CARE OF THE TREASURE COAST LLC	1	13	5	26%	19
REGENCY SQUARE MALL - SEARS		3	16	84%	19

# COVID-19: testing by laboratory

Data through Mar 25, 2021 verified as of Mar 26, 2021 at 09:25 AM

Data in this report are provisional and subject to change.

The numbers in the table below represent the number of Florida and non-Florida residents for whom test results were received by the Department of Health. A person can be tested by more than one laboratory and can have both positive and negative results. **Therefore, the sum of the numbers in each column will be larger than the total number of people tested.**

Reporting lab	Inconclusive	Negative	Positive	Percent positive	Total
CARENOW URGENT CARE-BRENTWOOD		13	6	32%	19
PRIMARY CARE SPECIALISTS OF ORLANDO LLC		14	5	26%	19
COMMONWEALTH OF MASSACHUSETTS			19	100%	19
CARE POINT HEALTH & WELLNESS CENTER		19			19
ROYAL PALM MEDICAL GROUP, INC		19			19
MICHELLE S PAGE MD PA		18	1	5%	19
ROSS MEDICAL GROUP			19	100%	19
ENCOMPASS HOME HEALTH OF THE SOUTHEAST LLC		19			19
STATCARE URGENT AND WALK-IN MEDICAL CA		17	2	11%	19
DOCTORS MEDICAL CENTER OF WALTON COUNTY CLINIC			19	100%	19
REOPEN DIAGNOSTICS			19	100%	19
EMERALD COAST HOSPICE - CRESTVIEW		19			19
NANO HEALTH ASSOCIATES LLC		19			19
CLERMONT ADVENTHEALTH CENTRA CARE		1	18	95%	19
MCWHORTER SCHOOL OF PHARMACY		19			19
ANYLABTESTNOW		6	13	68%	19
OCEAN REEF MEDICAL CENTER, LLC			19	100%	19
MINUTECLINIC DIAGNOSTIC OF LOUISIANA,		17	1	6%	18
BAY COUNTY HEALTH DEPARTMENT		14	4	22%	18
THE VILLAGES HEALTH		12	6	33%	18
COLLEGE POINT URGENT CARE		15	3	17%	18
EAST RIDGE RETIREMENT VILLAGE		18			18
WALGREEN EASTERN CO, INC		18			18
49D2045214PHYSICIAN OFFICE WAIVER MEDEXPRESS URGENT CARE - HARRISONBU		9	9	50%	18
OSCEOLA ALF OPERATOR, LLC DBA□		18			18
ST CATHERINE OF SIENA HOSPITAL		16	2	11%	18
Floral Health and Rehabilitation, LLC		17	1	6%	18
TPCA CLINICAL LABORATORIES		15	3	17%	18
ADVENT HEALTH - FOUR CORNERS ER		12	6	33%	18
BAYFRONT MEDICAL			18	100%	18
ST. JUDES LABORATORIES		12	6	33%	18
PRIMARY CARE MEDICINE	1	13	4	22%	18
PPD - IXLAYER		17	1	6%	18
SOUTHEAST GEORGIA HEALTH SYSTEM, INC		16	2	11%	18
CVS NC7588POCT ASHEVILLE		15	3	17%	18
CRANES VIEW LODGE			18	100%	18
TRINITY MEDICAL ASSOCIATES LLC			18	100%	18
TENDER CARE ALF		18			18
MINUTECLINIC DIAGNOSTIC OF RHODE ISLAND, LLC #590		17	1	6%	18
MINUTECLINIC DIAGNOSTIC OF MICHIGAN PC		17	1	6%	18
MINUTECLINIC DIAGNOSTIC OF TN PC #6363		15	3	17%	18
HARTFORD HOSPITAL ANCILLARY LAB		17	1	6%	18
ASCENSION ST VINCENT'S PRIMARY CARE		1	17	94%	18
HELIX DIAGNOSTICS			18	100%	18
URGENT TEAM		15	3	17%	18
MIAMI BEACH MEDICAL GROUP			18	100%	18

# COVID-19: testing by laboratory

Data through Mar 25, 2021 verified as of Mar 26, 2021 at 09:25 AM

Data in this report are provisional and subject to change.

The numbers in the table below represent the number of Florida and non-Florida residents for whom test results were received by the Department of Health. A person can be tested by more than one laboratory and can have both positive and negative results. **Therefore, the sum of the numbers in each column will be larger than the total number of people tested.**

Reporting lab	Inconclusive	Negative	Positive	Percent positive	Total
UM MILLER SCHOOL OF MEDICINE			18	100%	18
AURORA DIAGNOSTICS		6	12	67%	18
BASSETTI & ASSOCIATES, MD, PA			18	100%	18
KISSIMMEE VA OUTPATIENT CLINIC		18			18
IONA COLLEGE HEALTH & WELLNESS CENTER		18			18
PALM BEACH GARDENS MEDICAL CENTER			18	100%	18
PEACHTREE IMMEDIATE CARE			18	100%	18
Z UROLOGY		18			18
GENERAL INTERNAL MEDICINE MEDICAL CTR CLINIC		13	5	28%	18
ADVENT HEALTH - KISSIMMEE		6	12	67%	18
CAREHERE- LCS LEESBURG			18	100%	18
CABOT RESERVE ON THE GREEN		18			18
MADISON CORE LABORATORIES		17	1	6%	18
MINUTECLINIC #8699		14	4	22%	18
MARION COUNTY HEALTH DEPARTMENT		17	1	6%	18
BIG BEND HOSPICE INC		18			18
MOORINGS PARK OAKSTONE AT GREY OAKS		17	1	6%	18
STAT MEDICAL CLINIC III INC		12	6	33%	18
BROWNE MEDICAL		16	2	11%	18
XPRESS WELLNESS URGENT CARE			18	100%	18
HEALTHCARE NOW			17	100%	17
JESSIE TRICE COMMUNITY HEALTH SYSTEM, INC		1	16	94%	17
FORT HAMILTON URGENT CARE		17			17
INN AT LAKE SEMINOLE SQUARE, THE		17			17
PRIMARY CARE WALK IN CLINIC PLLC			17	100%	17
WELLINGTON FAMILY PRACTICE		13	4	24%	17
ADVENT HEALTH MEDICAL GROUP FAMILY AND INTERNAL MEDICINE AT AVALON PAR		16	1	6%	17
MEDEXPRESS URGENT CARE, MOON TOWNSHIP		16	1	6%	17
ROBERT WOOD JOHNSON UNIVERSITY HOSP		15	2	12%	17
BROOKDALE ST AUGUSTINE			17	100%	17
DIEGO FALLON MD PA		6	11	65%	17
REGENEXX TAMPA BAY		14	3	18%	17
UVMCM MICROBIOLOGY		16	1	6%	17
MAITLAND PRIMARY CARE		9	8	47%	17
URGENT CARE AT LONGWOOD			17	100%	17
CVS NC7047POCT DURHAM		17			17
LPG PRIMARY CARE AT CAPE CORAL PARKWAY		15	2	12%	17
WACO HHSSURGEWACO	1	14	2	12%	17
YUSRA MEDICAL ASSOCIATES PA		14	3	18%	17
BAY BREEZE HEALTH AND REHABILITATION CENTER		9	8	47%	17
GENETIC TECHNOLOGICAL INNOVATIONS			17	100%	17
CARESPOT EXPRESS HEALTHCARE			17	100%	17
PRATTVILLE BAPTIST HOSPITAL		13	4	24%	17
MI CASA DORADA ASSISTED LIVING FACILIT		17			17
LEE COMMUNITY HEALTHCARE INC NORTH FORT MYERS		17			17
CARE NOW, INC		13	4	24%	17

# COVID-19: testing by laboratory

Data through Mar 25, 2021 verified as of Mar 26, 2021 at 09:25 AM

Data in this report are provisional and subject to change.

The numbers in the table below represent the number of Florida and non-Florida residents for whom test results were received by the Department of Health. A person can be tested by more than one laboratory and can have both positive and negative results. **Therefore, the sum of the numbers in each column will be larger than the total number of people tested.**

Reporting lab	Inconclusive	Negative	Positive	Percent positive	Total
ST ANTHONY'S HOSP PATIENT CARE SERVICE			17	100%	17
URGENT CARE WEST CLINIC		14	3	18%	17
RESOLVE MOLECULAR DIAGNOSTICS		13	4	24%	17
ELTINGVILLE CIRCLE URGENT CARE		16	1	6%	17
ST JOSEPH HOSPITAL		16	1	6%	17
LAKELAND HILLS CENTER		10	7	41%	17
FORT WALTON BEACH DEVELOPMENTAL CENTER		16	1	6%	17
GRAND VILLA OF BOYNTON BEACH		16	1	6%	17
ADVENT HEALTH - WINTER HAVEN		8	9	53%	17
MORTON PLANT NORTH BAY HOSPITAL			17	100%	17
MARCO DRUGS AND COMPOUNDING		13	4	24%	17
MD PLUS URGENT CARE, LLC			17	100%	17
VALLEY IMMEDIATE CARE		15	2	12%	17
MEDEXPRESS URGENT CARE - TIMBERLAKE		15	2	12%	17
UNIVERSITY LAB			17	100%	17
ALBIBI		1	16	94%	17
CVA MINUTE CLINIC DIAGNOSTIC OF VIRGINIA, LLC		17			17
ORANGE REGIONAL MEDICAL CENTER LABORATORY		14	3	18%	17
BROOKDALE CROWN POINT			17	100%	17
MINUTECLINIC MINUTECLINIC #8746		16	1	6%	17
PARRISH HEALTH CENTER		14	3	18%	17
TNC WALK IN CLINIC		12	5	29%	17
UNIVERSITY OF ALABAMA - FUNGAL REFERENCE LABORATORY		12	5	29%	17
THE CANOPY AT HARPER LAKE	1		16	94%	17
MASSACHUSETTS GENERAL HOSPITAL		1	16	94%	17
COAST MED URGENT CARE		16	1	6%	17
MINUTECLINIC DIAGNOSTIC OF TN PC #6435		15	2	12%	17
ASHRAF MEDICAL GROUP PLLC DBA PULSE M		15	1	6%	16
ABC PEDIATRICS OF PORT ST LUCIE		14	2	13%	16
BLUE SPRINGS SURGERY CENTER		16			16
NORTHWEST FLORIDA SLEEP		1	15	94%	16
SRMC AVALON		9	7	44%	16
ADVENTHEALTH MEDICAL GROUP		11	5	31%	16
MORTON PLANT MEASE			16	100%	16
SEWALLS POINT PHARMACY INC		13	3	19%	16
MINNEOLA PLACE A HOMEBRIDGE COMMUNITY		16			16
JS HEALTHCARE INC		16			16
FAST TRACK URGENT CARE CENTER - TYRONE			16	100%	16
PRESBYTERIAN MEDICAL SERVICES		16			16
FRUITVILLE URGENT CARE			16	100%	16
ST AUGUSTINE PLANTATION		1	15	94%	16
HODGES CLUSTER		2	14	88%	16
CVS MINUTE CLINIC DIAGNOSTIC OF TEXAS LLC		12	4	25%	16
AURORA UNIVERSITY WELLNESS CENTER		16			16
MEDICINE AT LONGWOOD		16			16
PROMEDICA LABORATORIES		11	5	31%	16



# COVID-19: testing by laboratory

Data through Mar 25, 2021 verified as of Mar 26, 2021 at 09:25 AM

Data in this report are provisional and subject to change.

The numbers in the table below represent the number of Florida and non-Florida residents for whom test results were received by the Department of Health. A person can be tested by more than one laboratory and can have both positive and negative results. **Therefore, the sum of the numbers in each column will be larger than the total number of people tested.**

Reporting lab	Inconclusive	Negative	Positive	Percent positive	Total
JOSEPH MIGNOGNA		13	3	19%	16
COMMUNITY HEALTH OF SOUTH FLORIDA INC			16	100%	16
MC DIAGNOSTIC OF CONNECTICUT, PC #775		15	1	6%	16
ADVENTHEALTH MEDICAL GROUP PEDIATRICS AT		4	12	75%	16
AHMG SURGICAL SPECIALIST		16			16
PANAMA CITY VITAS HOSPICE		16			16
KETAMINE HEALTH CENTERS AT BONITA SPRINGS, LLC		16			16
LPG PRIMARY CARE AT BONITA BAY LIFESTYLE CENTER		15	1	6%	16
XERA MED RESEARCH			16	100%	16
INTERNAL MEDICINE ASSOCIATES & SPECIALTIES INC		15	1	6%	16
NORTHWEST FLORIDA ENT, PA		5	11	69%	16
OPTIMAL CARE PEDIATRICS		2	14	88%	16
Grand Villa of Dunedin		10	6	38%	16
WALGREENS #04618		15	1	6%	16
GRAND VILLA OF LARGO		14	2	13%	16
MED LABS DIAGNOSTICS		10	6	38%	16
FAST PACE MEDICAL CLINIC PLLC		14	2	13%	16
SOMA MEDICAL CENTER PA			16	100%	16
LYNN KEEFE, MD PEDIATRICS		13	3	19%	16
MEDEXPRESS URGENT CARE - ROBINSON TWP, STEUBENVILLE PIKE		14	2	13%	16
BAPTIST PEDIATRICS		13	3	19%	16
ADVENT HEALTH - ZEPHYRHILLS			16	100%	16
TREASURE ISLE LLC		16			16
PASSPORT HEALTH OF TAMPA BAY		16			16
PRO HEALTH FAMILY PHYSICIANS, NYSTROM		16			16
CLEVELAND CLINIC FLORIDA		1	15	94%	16
LAKEWOOD RANCH MEDICAL CENTER CLINICAL LAB			16	100%	16
FLORIDA MEDICAL CL ODOM TPA		6	10	63%	16
URGENT CARE CLINIC OF LINCOLN		14	2	13%	16
Lab MSMC Hialeah			16	100%	16
NOVANT HEALTH GOHEALTH URGENT CARE-HARRISBURG		8	8	50%	16
MIRIMUS INC		1	15	94%	16
MEDEXPRESS URGENT CARE LEWISBURG		15	1	6%	16
ALL FLORIDA FAMILY & SPORTS MEDICINE		15	1	6%	16
BONIFAY NURSING AND REHABILITATION CENTER			16	100%	16
CALLAWAY CLINIC		11	5	31%	16
MILLENNIUM PHYSICIAN GRP LLC NAPLES PINE RIDGE			16	100%	16
HUDSON VALLEY HOSPITAL CENTER LABORATORY		15	1	6%	16
EAR NOSE & THROAT ASSOCIATES OF MANATEE PA		16			16
CRUCIAL CARE		10	6	38%	16
BVL PEDIATRICS		14	2	13%	16
STARLING AT NOCATEE			16	100%	16
OKEECHOBEE HEALTHCARE FACILITY			16	100%	16
CITY OF NAPLES FIRE RESCUE		13	3	19%	16
CLEVELAND CLINIC			16	100%	16
UNIVERSITY OF MIAMI MILLER SCHOOL			16	100%	16

# COVID-19: testing by laboratory

Data through Mar 25, 2021 verified as of Mar 26, 2021 at 09:25 AM

Data in this report are provisional and subject to change.

The numbers in the table below represent the number of Florida and non-Florida residents for whom test results were received by the Department of Health. A person can be tested by more than one laboratory and can have both positive and negative results. **Therefore, the sum of the numbers in each column will be larger than the total number of people tested.**

Reporting lab	Inconclusive	Negative	Positive	Percent positive	Total
HEALTH CENTRAL HOSPITAL			16	100%	16
MEDLAB ASSOCIATES LLC		15			15
MIAMI BEACH MEDICAL GROUP LLC			15	100%	15
MINUTECLINIC DIAGNOSTIC OF TEXAS LLC		13	2	13%	15
CVS NV3210POCT LAS VEGAS		14	1	7%	15
WALK IN URGENT CARE			15	100%	15
FAMILY CARE CENTER OF ARLINGTON		10	5	33%	15
MEADOWCREST MOLECULAR DIAGNOSTICS, LLC			15	100%	15
HEALTH MED HOME CARE, LLC		15			15
BESSENT ROAD GROUP HOME		15			15
BAPTIST MEDICAL CENTER EAST		11	4	27%	15
UNDERGROUND FREE CLINIC		15			15
AJU GEORGE MD PA			15	100%	15
INTERMOUNTAIN CENTRAL LAB		1	14	93%	15
RICH STREET GROUP HOME		8	7	47%	15
BRYAN WHITFIELD MEMORIAL HOSPITAL		10	5	33%	15
OAKMONTE VILLAGE OF DAVIE			15	100%	15
UNAVAILABLE/UNKNOWN/NO INFORMATION FOUND			15	100%	15
ALPHA PHARMACY		12	3	20%	15
MINUTE-CLINIC DIAGNOSTIC OF VIRGINIA		13	2	13%	15
Astoria Health and Rehab		15			15
BAYCARE MEDICAL GROUP INC			15	100%	15
EASTLAKE PEDIATRICS - TRINITY		15			15
FAMILY CARE			15	100%	15
TMH FSU RAPID LABORATORY		2	13	87%	15
TELEVISIT MALABAR PEDIATRICS		5	10	67%	15
DIATHERIX		13	2	13%	15
MONTEFIORE ST LUKE'S CORNWALL HOSPITAL		11	4	27%	15
INDIANA STATE DEPARTMENT OF HEALTH		1	14	93%	15
MINUTECLINIC DIAGNOSTIC OF TN PC #566		13	2	13%	15
HOLLEY-NAVARRE MEDICAL CLINIC		5	10	67%	15
FLORIDA DEPARTMENT OF HEALTH IN HILLSBOROUGH COUNTY		1	14	93%	15
MEDEXPRESS URGENT CARE - SEMINOLE SQUA		13	2	13%	15
AVALON FAMILY RESORT ASSISTED LIVING LLC		15			15
SINAI HOSPITAL OF BALTIMORE		15			15
NOVALIFE MEDSPA			15	100%	15
MILTON 4707		15			15
HUNTINGTON URGENT CARE		14	1	7%	15
CUSTEAD CARE CENTER HAVEN HOSPICE		12	3	20%	15
BLOUNT MEMORIAL HOSPITAL		13	2	13%	15
CLINIC OF PEDIATRICS & GI MEDICINE INC		1	14	93%	15
UNIVERSITY HOSPITAL UC HEALTH		11	4	27%	15
PATHLINE			15	100%	15
ESTATES MEDICAL CENTER INC		4	11	73%	15
BAYA URGENT CARE LLC		1	14	93%	15
ORLANDO HEALTH		2	13	87%	15

# COVID-19: testing by laboratory

Data through Mar 25, 2021 verified as of Mar 26, 2021 at 09:25 AM

Data in this report are provisional and subject to change.

The numbers in the table below represent the number of Florida and non-Florida residents for whom test results were received by the Department of Health. A person can be tested by more than one laboratory and can have both positive and negative results. **Therefore, the sum of the numbers in each column will be larger than the total number of people tested.**

Reporting lab	Inconclusive	Negative	Positive	Percent positive	Total
OPTIONS FOR SENIORS INC DBA PALM KREST MANOR		12	3	20%	15
LEE COMMUNITY HEALTHCARE INC CAPE CORAL		15			15
MINUTECLINIC DIAGNOSTIC OF TN PC #6415		11	4	27%	15
MC DIAGNOSTIC OF CONNECTICUT, PC #1960		14			14
RIVERSIDE COTTAGES AT THE SHORES, LLC			14	100%	14
PT&J REHAB - VILLAGE OF ROYAL PALM BEACH		12	2	14%	14
UC HEALTH UNIVERSITY HOSPITAL		11	3	21%	14
SOUTHEASTERN UNIVERSITY INC		14			14
EPIPHANY HEALTH		8	6	43%	14
MINUTECLINIC, LLC #1586		11	3	21%	14
GNT ASSOCIATES		13	1	7%	14
TREASURE COAST URGENT CARE			14	100%	14
DAVITA DIALYSIS		4	10	71%	14
FG RAPID RESULTS LLC		8	6	43%	14
CARENOW URGENT CARE-WEST END		9	5	36%	14
LUCID DIAGNOSTICS LABS			14	100%	14
MEDEXPRESS URGENT CARE - LAFAYETTE		13	1	7%	14
SARASOTA - ROBERT L TAYLOR COMMUNITY CENTER		1	13	93%	14
TALLAHASSEE PRIMARY CARE ASSOCIATES PA		12	2	14%	14
KINGS BAY PEDIATRICS LLC		10	4	29%	14
MINUTE CLINIC DIAGNOSTIC OF TEXAS, LLC		14			14
OCCUPATIONAL HEALTH CENTERS OF THE SOUTHWEST PA		13	1	7%	14
SIGMUND LABS LLC		14			14
SOUTHEASTERN LABORATORY			14	100%	14
MADISON COUNTY HEALTH DEPARTMENT		7	7	50%	14
MINUTECLINIC DIAGNOSTIC OF VIRGINIA, LLC #1416		13	1	7%	14
COMPREHENSIVE CHILDCARE ASSOCIATES		8	6	43%	14
ST CLOUD MEDICAL GROUP		12	2	14%	14
NORTHWESTERN MEMORIAL HOSPITAL			14	100%	14
SOMA MEDICAL CENTER, PA #4 FLORIDA MANGO			14	100%	14
COMMUNITY HEALTH CENTERS OF PINELLAS, INC		1	13	93%	14
MELBOURNE FAMILY PRACTICE		12	2	14%	14
LONG ISLAND JEWISH VALLEY STREAM		13	1	7%	14
ALAN L MELOTEK MD		14			14
CVS MINUTE CLINIC DIAGNOSTIC OF TN #6044		12	2	14%	14
CVS HEALTH, #3396		14			14
PREMIER LABORATORY SERVICES, LLC		5	9	64%	14
BOCA SIMON		2	12	86%	14
POLK CHD BARTOW		13	1	7%	14
PARROTT MEDICAL CLINIC			14	100%	14
The Evangelical Lutheran Good Samaritan Society		14			14
BERGEN NEW BRIDGE M		13	1	7%	14
MINUTE CLINIC		1	13	93%	14
HEALTHFIRST ADVENT HEALTH CENTRA CARE COCOA BEACH			14	100%	14
FAMILY MEDICINE OF WESTON LLC		6	8	57%	14
FAMILY PRACTICE ON THE GO		6	8	57%	14

# COVID-19: testing by laboratory

Data through Mar 25, 2021 verified as of Mar 26, 2021 at 09:25 AM

Data in this report are provisional and subject to change.

The numbers in the table below represent the number of Florida and non-Florida residents for whom test results were received by the Department of Health. A person can be tested by more than one laboratory and can have both positive and negative results. **Therefore, the sum of the numbers in each column will be larger than the total number of people tested.**

Reporting lab	Inconclusive	Negative	Positive	Percent positive	Total
KIDSWOOD PEDIATRICS CORP		5	9	64%	14
CVS MINUTE CLINIC DIAGNOSTIC OF WISCONSIN		14			14
MEDEXPRESS URGENT CARE- MARYLAND		13	1	7%	14
DESOTO HEALTH AND REHAB LLC		9	5	36%	14
CVS NC4165POCT BREVARD		8	6	43%	14
ACCESS HOME HEALTH OF FLORIDA LLC		14			14
WALGREENS #07936		13	1	7%	14
INNOVATIVE RESEARCH OF WEST FLORIDA		11	3	21%	14
SARNO FAMILY PRACTICE		1	13	93%	14
ALASKA PUBLIC HEALTH LAB		1	13	93%	14
OPIS ISLAND LAKE CENTER		13	1	7%	14
CITY OF CLEARWATER EMPLOYEE HEALTH CENTER		5	9	64%	14
TLC FAMILY CARE HOME INC		14			14
SURGERY CENTER OF CORAL GABLES LLC,THE		11	3	21%	14
DHMD		14			14
STEWART MELBOURNE HOSPITAL, INC	1		13	93%	14
Terrace of Jacksonville			14	100%	14
CVS TN5639POCT FARRAGUT		11	3	21%	14
ORCHID COVE		3	10	77%	13
SUNSHINE PEDIATRICS		13			13
BROOKLYN HOSPITAL CENTER DOWNTOWN CAMPUS		13			13
MINUTE CLINIC DIAGNOSTIC OF SOUTH CAROLINA		10	3	23%	13
VRL EUROFINIS - HAWAII		13			13
MINUTECLINIC DIAGNOSTIC OF SC, LLC #2		12	1	8%	13
MEDEXPRESS URGENT CARE WEST TAMPA			13	100%	13
BROOKDALE DELAND			13	100%	13
ESCAMBIA COMMUNITY CLINIC		2	11	85%	13
NIGHT OWL PEDIATRICS URGENT CARE			13	100%	13
ARNOT OGDEN MEDICAL CENTER LABORATORY		13			13
Hackensack Umc Mountainside		12	1	8%	13
Sunnyside Care Center		13			13
MED TECH SERVICES OF PALM BEACH INC		13			13
IN-OFFICE LAB		12	1	8%	13
ROCKLEDGE		3	10	77%	13
BAPTIST PRIMARY CARE PONTE VEDRA		7	6	46%	13
West Gate Village, LLC		13			13
CLINICAL LABORATORY SERVICES			13	100%	13
HARBOR CHASE OF JACKSONVILLE			13	100%	13
CITY OF SANFORD EMPLOYEE HEALTH AND		12	1	8%	13
NATIONAL GENETICS INST LABCORP		4	9	69%	13
FIRST CHOICE PEDIATRICS WINTER SPRINGS		11	2	15%	13
TAMPA URGENT CARE			13	100%	13
NORTHERN WESTCHESTER HOSPITAL LABORATORY		11	2	15%	13
MINUTECLINIC DIAGNOSTIC OF RHODE ISLAND		10	3	23%	13
PEDIATRICS IN BREVARD-COCOA BEACH		8	5	38%	13
EAR NOSE AND THROAT ASSOCIATES OF MANATEE, P.A.		10	3	23%	13

# COVID-19: testing by laboratory

Data through Mar 25, 2021 verified as of Mar 26, 2021 at 09:25 AM

Data in this report are provisional and subject to change.

The numbers in the table below represent the number of Florida and non-Florida residents for whom test results were received by the Department of Health. A person can be tested by more than one laboratory and can have both positive and negative results. **Therefore, the sum of the numbers in each column will be larger than the total number of people tested.**

Reporting lab	Inconclusive	Negative	Positive	Percent positive	Total
BELLEVUE HOSPITAL CENTER DEPARTMENT		13			13
AVENTURA HOSPITAL AND MEDICAL CENTER			13	100%	13
RIVERSIDE MEDICAL GROUP		12	1	8%	13
CORAL LANDING ASSISTED LIVING		11	2	15%	13
MINUTECLINIC, LLC, DBA MINUTECLINIC #6		13			13
MAINSTREET FAMILY SELECT		1	12	92%	13
PARKWEST MEDICAL CENTER		11	2	15%	13
MINUTECLINIC DIAGNOSTIC OF TN, PC 6438		11	2	15%	13
MONTEFIORE MEDICAL CENTER LABORATORIES - WEILER		9	4	31%	13
URGENT MEDICAL CENTER INC		5	8	62%	13
DYNAMIC DNA LAB		1	12	92%	13
STATEN ISLAND UNIVERSITY HOSPITAL SEGUINE AVE		12	1	8%	13
LIFE'S SPECIAL MOMENTS INC		13			13
VALDOSTA FAMILY MEDICINE		1	12	92%	13
DEVEREUX FLORIDA CHILDRENS CENTER			13	100%	13
MINUTE CLINIC LLC #5733		13			13
SOUTHEAST FAMILY HEALTHCARE CENTER			13	100%	13
GUIDEWELL EMERGENCY MEDICINE DOCTORS LLC #33		7	6	46%	13
AVALON MEDICAL WALK IN CLINIC			13	100%	13
EFFINGER HEALTH, PA		13			13
VENICE REGIONAL BAYFRONT HEALTH			13	100%	13
JOHNS HOPKINS MEDICAL LABORATORIES		1	12	92%	13
YORKVILLE PEDIATRIC URGENT CARE		13			13
USCG AIR STATION CLEARWATER CLINIC		12	1	8%	13
CVS MINUTE CLINIC DIAGNOSTIC PA		10	3	23%	13
FLORIDA STATE HOSPITAL			13	100%	13
PROHEALTH CARE ASSOCIATES MOBILE		10	3	23%	13
LEHIGH VALLEY HOSPITAL		3	10	77%	13
VILLA OF KINGS AND QUEENS OF DELRAY		13			13
CVS MINUTE CLINIC DIAGNOSTIC MED GRP OF CA		13			13
MINUTECLINIC, LLC, #4160		9	4	31%	13
SHELBY COUNTY HEALTH CARE CORPORATION		10	3	23%	13
GADSDEN REGIONAL MEDICAL CENTER		13			13
HORIZON MEDICAL GROUP		11	2	15%	13
PHELPS HOSPITAL LABORATORY		11	2	15%	13
KIMBERLY J HENDERSON MD PC		12	1	8%	13
GRAND VILLA OF MELBOURNE		11	2	15%	13
PRODUCTION HEALTH SAFETY MANAGEMENT		13			13
CORNER OAK ESTATE LLC		13			13
GLENBROOKE AT PALM BAY			13	100%	13
CAREATC			13	100%	13
WORLD WRESTLING ENTERTAINMENT			13	100%	13
LAKELAND REGIONAL HEALTH GRASSLANDS		12	1	8%	13
CROSS CARE CENTER			13	100%	13
COVANCE CENTRAL LABORATORY			13	100%	13
DELIVER MY MEDS CORP		12			12

# COVID-19: testing by laboratory

Data through Mar 25, 2021 verified as of Mar 26, 2021 at 09:25 AM

Data in this report are provisional and subject to change.

The numbers in the table below represent the number of Florida and non-Florida residents for whom test results were received by the Department of Health. A person can be tested by more than one laboratory and can have both positive and negative results. **Therefore, the sum of the numbers in each column will be larger than the total number of people tested.**

Reporting lab	Inconclusive	Negative	Positive	Percent positive	Total
MERIDIAN AT WATERWAYS, THE		10	2	17%	12
VERITAS RESEARCH CORP			12	100%	12
RUSSELL MEDICAL CENTER		11	1	8%	12
HAVEN HOSPICE			12	100%	12
ORMOND MEDICAL ARTS		3	9	75%	12
GAMMA DIAGNOSTIC LAB LLC			12	100%	12
PREMIUM HEALTH CARE			12	100%	12
INTEGRATED FAMILY MEDICAL CENTER			12	100%	12
LIFE CARE OF PORT SAINT LUCIE		3	9	75%	12
Lady Lake Specialty Care			12	100%	12
FLORIDA DEPT OF HEALTH		4	8	67%	12
MINUTECLINIC, LLC #1492		12			12
METHODIST MEDICAL CENTER		9	3	25%	12
MEDEXPRESS URGENT CARE - MONROE		12			12
CARROLL GARDENS URGENT CARE		12			12
LILY'S PROMISE AL#12775		12			12
MHHS All Lab Subsection		12			12
CVS NC2357POCT HUNTERSVILLE		10	2	17%	12
CVS NC187POCT CHARLOTTE		11	1	8%	12
CULINARY INSTITUTE OF AMERICA STUDENT	3	9			12
LAB UNKNOWN		1	11	92%	12
FLORIDA DEPARTMENT OF HEALTH WASHINGTON COUNTY		7	5	42%	12
OHIO STATE UNIVERSITY MEDICAL CENTER			12	100%	12
VA MEDICAL CENTER			12	100%	12
MINUTECLINIC, LLC #4507		11	1	8%	12
COLLIER COUNTY HEALTH DEPT.		7	5	42%	12
CVS TX8321POCT MCKINNEY		12			12
PIEDMONT HOSPITAL CLINICAL LABORATORY		12			12
WELLMED AT PORT ST LUCIE WEST		8	4	33%	12
ADVENTHEALTH MEDICAL GROUP CARE CLINIC AT		8	4	33%	12
MINUTECLINIC DIAGNOSTIC OF TN, PC 4992		12			12
BRITO MEDICAL CENTER		10	2	17%	12
PANCARE HEALTH - WEWA ELEMENTARY			12	100%	12
SONORA QUEST LABORATORIES			12	100%	12
CVS NY491POCT JACKSON HEIGHTS		12			12
SEBRING PEDIATRICS LLC			12	100%	12
FAMILY MEDICINE AT LONGWOOD			12	100%	12
PERSONAL PEDIATRICS PA		9	3	25%	12
MINUTECLINIC DIAGNOSTIC OF ILLINOIS LL		10	2	17%	12
CARE FAST MURABELLA		7	5	42%	12
GLEN OAKS HEALTH AND REHABILITATION CENTER			12	100%	12
CVS MINUTE CLINIC, LLC		10	2	17%	12
DEPARTMENT OF PUBLIC HEALTH		12			12
BARRANCO CLINIC,THE	3	9			12
MIRACLE ALF INC		12			12
SUWANNEE COUNTY JAIL		11	1	8%	12

# COVID-19: testing by laboratory

Data through Mar 25, 2021 verified as of Mar 26, 2021 at 09:25 AM

Data in this report are provisional and subject to change.

The numbers in the table below represent the number of Florida and non-Florida residents for whom test results were received by the Department of Health. A person can be tested by more than one laboratory and can have both positive and negative results. **Therefore, the sum of the numbers in each column will be larger than the total number of people tested.**

Reporting lab	Inconclusive	Negative	Positive	Percent positive	Total
TMH PHYSICIAN PARTNERS - MONTICELLO		10	2	17%	12
MERCY MEDICAL CENTER		5	7	58%	12
BROWARD DIALYSIS			12	100%	12
VILLA HEALTH NH LLC		10	2	17%	12
FAMILY MEDICINE AT HUNTERS CREEK		12			12
GEORGE W FERGUSON MD-CONCIERGE MEDICAL SERVICES PL		11	1	8%	12
ST PETER'S UNIVERSITY HOSPITAL		9	3	25%	12
MINUTECLINIC INCORPORATE, LLC		9	3	25%	12
RED MOUNTAIN DIAGNOSTICS		12			12
ACADIAN DIAGNOSTIC LABORATORIES		8	4	33%	12
SAMARITAN MEDICAL CENTER		12			12
MEDEXPRESS URGENT CARE-ALTOONA		10	2	17%	12
MONTEFIORE NYACK HOSPITAL AFFILIATED LABORATORY		11	1	8%	12
MC DIAGNOSTIC OF CONNECTICUT, PC # 257		11	1	8%	12
SOMA MEDICAL CENTER, P.A.			12	100%	12
WOODLAND TOWERS		6	6	50%	12
MEDEXPRESS URGENT CARE - CHRISTIANBURG		8	4	33%	12
SUMMIT ATLANTIC SURGERY CENTER		12			12
PRIMECARE AT PORT ORANGE			12	100%	12
LEON CHD		12			12
THE PLAZA AT PARKSQUARE		12			12
APPLE DIAGNOSTICS LAB		5	7	58%	12
BAPTIST HEALTH			12	100%	12
BROOKDALE CITRUS			12	100%	12
BAYSIDE LABORATORIES INC		12			12
URGENT CARE OF NEW YORK		12			12
MC DIAGNOSTIC OF CONNECTICUT PC #459		12			12
GULF COAST MEDICAL GROUP		5	7	58%	12
SENIOR HOME CARE INC		12			12
MI2297090CV HOLLAND-23D2189684		12			12
CVS MINUTE CLINIC DIAGNOSTIC OF TEXAS, LLC		9	3	25%	12
MEDLABS DIAGNOSTICS		10	2	17%	12
DOC PAM PA		11	1	8%	12
IREPERTOIRE_MOL_LAB		12			12
ADVENTIST HEALTH SYSTEM		11	1	8%	12
CVS TN5601POCT LENOIR CITY		10	2	17%	12
GENESIS		8	4	33%	12
NAPLES GREEN VILLAGE		12			12
FHCP-PORT ORANGE		3	9	75%	12
WALGREENS #04809		8	3	27%	11
ALACHUA			11	100%	11
Solaris Healthcare Pensacola			11	100%	11
AIM LABORATORIES			11	100%	11
LANE PEDIATRICS PA		1	10	91%	11
CARENOW URGENT CARE-HERMITAGE		7	4	36%	11
MINUTECLINIC, LLC #244		10	1	9%	11

# COVID-19: testing by laboratory

Data through Mar 25, 2021 verified as of Mar 26, 2021 at 09:25 AM

Data in this report are provisional and subject to change.

The numbers in the table below represent the number of Florida and non-Florida residents for whom test results were received by the Department of Health. A person can be tested by more than one laboratory and can have both positive and negative results. **Therefore, the sum of the numbers in each column will be larger than the total number of people tested.**

Reporting lab	Inconclusive	Negative	Positive	Percent positive	Total
AZALEA HEALTH		2	9	82%	11
CARINGTON MANOR		11			11
LPG PRIMARY CARE AT MATTHEW DRIVE		11			11
SEMORAN FAMILY HEALTH LLC		10	1	9%	11
SMS DO PA		10	1	9%	11
PRIME MEDICAL CARE, LLC		11			11
INFEXIONSHIELD INC.		11			11
GRAND AVE PHARMACY		1	10	91%	11
VIGILINT HEALTHCARE		9	2	18%	11
CARLOS PORTU MD, PLLC			11	100%	11
VIBRANT AMERICA		9	2	18%	11
WATSON HEALTHCARE		8	3	27%	11
ILLINOIS DEPT OF PUBLIC HEALTH LAB - SPRINGFIELD			11	100%	11
CVS MINUTE CLINIC DIAGNOSTIC OF TEXAS,LLC		9	2	18%	11
ST JOSEPH WOMENS HOSPITAL			11	100%	11
GRAND VILLA OF DELRAY EAST		11			11
MINUTECLINIC DIAGNOSTIC OF PA, LLC (1036)		9	2	18%	11
MAIMONIDES MEDICAL CENTER		8	3	27%	11
HIRAM COLLEGE HEALTH CENTER (ABBOTT)		11			11
MINUTECLINIC DIAGNOSTIC OF NEW MEXICO		11			11
GENOPTIX MEDICAL LABORATORY		10	1	9%	11
J AND J VISTAKON EMPLOYEE HEALTH CENTER		10	1	9%	11
RICHMOND UNIVERSITY MEDICAL CENTER		9	2	18%	11
PHYSICIANS REGIONAL MEDICAL CTR - COLLIER BLVD			11	100%	11
BRONSON FIRE DEPARTMENT		11			11
ELITE HOME HEALTH SERVICES		11			11
MINUTECLINIC, LLC #1470		10	1	9%	11
MINUTECLINIC LLC (1435)		10	1	9%	11
APPALACHIAN REGIONAL HEALTHCARE SYSTEM		10	1	9%	11
JOHN W NORRIS III MD PA	1		10	91%	11
CVS MINUTE CLINIC DIAGNOSTIC OF VIRGINIA		11			11
CONSULATE HEALTH CARE OF PENSACOLA			11	100%	11
WANTAGH URGENT CARE		8	3	27%	11
CREATIVE TESTING SOLUTIONS		4	7	64%	11
HEALTH NETWORK LABORATORIES		7	4	36%	11
MEDEXPRESS URGENT CARE MONACA		11			11
ANYLABTEST NOW		4	7	64%	11
SELECT PHYSICIANS ALLIANCE PL		11			11
ORANGE PARK PEDIATRIC ASSOCIATES		1	10	91%	11
REDMED CLINIC OF ARLINGTON		10	1	9%	11
VIRTUA WEST JERSEY HOSPITAL VOORHEES		9	2	18%	11
BIOTECH CLINICAL LABORATORIES, INC.		1	10	91%	11
WESTPAC LABS INC	1		10	91%	11
ACCENTCARE		11			11
MEDICAL CENTER AFFILIATES WEST PALM			11	100%	11
CARENOW URGENT CARE-DONELSON		8	3	27%	11



# COVID-19: testing by laboratory

Data through Mar 25, 2021 verified as of Mar 26, 2021 at 09:25 AM

Data in this report are provisional and subject to change.

The numbers in the table below represent the number of Florida and non-Florida residents for whom test results were received by the Department of Health. A person can be tested by more than one laboratory and can have both positive and negative results. **Therefore, the sum of the numbers in each column will be larger than the total number of people tested.**

Reporting lab	Inconclusive	Negative	Positive	Percent positive	Total
FLORIDA HOSPITAL PHYSICIAN GROUP		3	8	73%	11
HNL LAB MEDICINE		8	3	27%	11
ATMORE NURSING CENTER		10	1	9%	11
CROSSROADS URGENT CARE, PLLC		11			11
NORTH OKALOOSA PHYSICIAN GROUP		10	1	9%	11
CVS MINUTE CLINIC DIAGNOSTIC OF TN #3293		10	1	9%	11
NIGHT LITE PEDIATRICS CENTER, LLC		1	10	91%	11
DR PHILLIPS MEDICAL WELLNESS CENTER		11			11
St. Annes Nursing Center, St. Annes Residence, Inc.		11			11
ASSOCIATES MD CYPRESS CREEK			11	100%	11
MEDEXPRESS URGENT CARE CHARLESTON		7	4	36%	11
St Joseph's Hospital & Medical Center		10	1	9%	11
WELLMED AT SOUTH PARSONS		9	2	18%	11
CLEVELAND TENNESSEE HOSPITAL COMPANY		10	1	9%	11
PINELLAS COUNTY HEALTH DEPARTMENT		2	9	82%	11
PEPIN ACADEMIES-PASCO		11			11
MEDEXPRESS URGENT CARE - BENTON HARBOR		11			11
RHODE ISLAND DEPARTMENT OF HEALTH			11	100%	11
PALM BEACH PATHOLOGY		9	2	18%	11
LONGWOOD PEDIATRICS LLC			11	100%	11
WINTER PARK CARE AND REHABILITATION			11	100%	11
THE TERRACE OF SAINT CLOUD		9	2	18%	11
TROPICANA		5	6	55%	11
IGENEX INC		11			11
CVS CA9165POCT SAN DIEGO		11			11
BAYONET POINT HOSPITAL			11	100%	11
GRADY HEALTH SYSTEM		11			11
BRIDGE DIAGNOSTICS			11	100%	11
CITY OF LAKE MARY EMPLOYEE HEALTH CENTER		9	2	18%	11
Rosewood Healthcare and Rehabilitation Center		5	6	55%	11
SUNCOAST COMMUNITY HEALTH CENTERS INC		2	9	82%	11
VITAS HEALTH INC		5	6	55%	11
UNIVERSITY CENTRA CARE		10	1	9%	11
BOCA RATON REGIONAL HOSPITAL LAB			11	100%	11
URGENT TEAM MANAGEMENT OF TENNESSEE		10	1	9%	11
PRIMECARE ACQUISITION FAMILY PRACTICE INC		11			11
COLLIER HMA PHYSICIAN MANAGEMENT, LLC		2	9	82%	11
ALCOVE ASSISTED LIVING FACILITY		11			11
HAWTHORNE INN OF LAKE LAND		11			11
ADVENTIST HEALTH SYSTEM FLORIDA DEPT OF HEALTH		7	4	36%	11
GRACE COMMUNITY PHARMACY		1	10	91%	11
45TH 1		11			11
MINUTE CLINIC DIAGNOSTIC OF TN PC #64		10	1	9%	11
UMHC/SYLVESTER AT KENDALL		1	10	91%	11
MINUTECLINIC DIAGNOSTIC OF NORTH CAROLINA, PC		10	1	9%	11
MEYER PEDIATRICS CHTD		11			11

# COVID-19: testing by laboratory

Data through Mar 25, 2021 verified as of Mar 26, 2021 at 09:25 AM

Data in this report are provisional and subject to change.

The numbers in the table below represent the number of Florida and non-Florida residents for whom test results were received by the Department of Health. A person can be tested by more than one laboratory and can have both positive and negative results. **Therefore, the sum of the numbers in each column will be larger than the total number of people tested.**

Reporting lab	Inconclusive	Negative	Positive	Percent positive	Total
MEDEXPRESS URGENT CARE - PANTOPS		10	1	9%	11
ECC PEDIATRICS		11			11
TELEVISIT PALM BAY FAMILY PRACTICE		9	2	18%	11
LEE PHYSICIAN GROUP COLLEGE POINT		11			11
DMH STEINHATCHEE FAMILY MEDICINE		8	3	27%	11
MOUNT DORA PEDIATRICS		9	2	18%	11
Avalon Healthcare and Rehabilitation Center			10	100%	10
MINUTE-CLINIC DIAGNOSTIC OF VIRGINIA, LLC		10			10
AFC URGENT CARE - CEDAR GROVE		10			10
Signature Healthcare of Savannah		10			10
MISSOURI DEPARTMENT OF HEALTH AND SENIOR SERVICES			10	100%	10
BROWARD HEALTH CARE			10	100%	10
FLEMING ISLAND CENTER FOR CLINICAL RESEARCH		10			10
AMERICAN HOUSE FORT MYERS		10			10
MOSOLF PEDIATRICS			10	100%	10
TINA'S ASSISTED LIVING FACILITY CORP		10			10
MINUTE CLINIC LLC #2775		9	1	10%	10
NORTON HEALTHCARE			10	100%	10
BELLE GLADES HEALTH CLINIC			10	100%	10
CVS PA6902POCT BRYN MAWR		8	2	20%	10
NEW JERSEY DEPARTMENT OF HEALTH COMMUNICABLE DISEASE SERVICE		3	7	70%	10
MEDI-DRUG INC		9	1	10%	10
MEDEXPRESS URGENT CARE-KATY		7	3	30%	10
SUPERIOR RESIDENCES OF CLERMONT		2	8	80%	10
HCR MANORCARE		10			10
MEDEXPRESS URGENT CARE - SALEM		6	4	40%	10
MEDEXPRESS URGENT CARE - BEECH GROVE		9	1	10%	10
MINUTECLINIC DIAGNOSTIC OF NORTH CAROLINA PC #5341		7	3	30%	10
BROOKDALE PANAMA CITY		9	1	10%	10
ORLANDO MEDICAL CENTER PL		1	9	90%	10
ONEIDA HEALTHCARE CENTER		8	2	20%	10
CHRISTUS ST VINCENT LABORATORY - ZIA		10			10
MC DIAGNOSTIC OF CONNECTICUT, PC #1966		10			10
HAVEN HOSPICE IN CHIEFLAND		5	5	50%	10
NATURE COAST REGIONAL MEDICAL CENTER		1	9	90%	10
Westchester General Hospital			10	100%	10
KEY TRAINING CENTER			10	100%	10
SAVANNAH MANOR ASSISTED LIVING COMMUNITY			10	100%	10
ACCESS PHARMACY		10			10
NEMOURS CHILDREN'S URGENT			10	100%	10
EMERGENCY MEDICAL CENTER		4	6	60%	10
VETERANS ADMINISTRATION			10	100%	10
DES PLAINES CLINICAL LAB		3	7	70%	10
MAINSTREET FAMILY CARE			10	100%	10
GLADES COUNTY DETENTION CENTER		1	9	90%	10
MEDICAL LABORATORY DIAGNOSTICS			10	100%	10

# COVID-19: testing by laboratory

Data through Mar 25, 2021 verified as of Mar 26, 2021 at 09:25 AM

Data in this report are provisional and subject to change.

The numbers in the table below represent the number of Florida and non-Florida residents for whom test results were received by the Department of Health. A person can be tested by more than one laboratory and can have both positive and negative results. **Therefore, the sum of the numbers in each column will be larger than the total number of people tested.**

Reporting lab	Inconclusive	Negative	Positive	Percent positive	Total
LAKE BALDWIN CBOC		9	1	10%	10
Maury Regional Hospital		6	4	40%	10
KIDSVILLE PEDIATRICS			10	100%	10
VASCONCELLO COHEN MD PA		9	1	10%	10
CVS SC7556POCT WEST COLUMBIA		9	1	10%	10
LPG PRIMARY CARE AT COLONIAL CENTER DRIVE		9	1	10%	10
LAKE NONA MEDICAL SERVICES		3	7	70%	10
UNIVERSITY OF MIAMI MILLER SCHOOL OF MEDICINE			10	100%	10
MINUTECLINIC, LLC, DBA MINUTECLINIC #2		9	1	10%	10
PLYMOUTH HARBOR INCORPORATED		9	1	10%	10
URGENT CARE & FAMILY PRACTICE CENTER			10	100%	10
THE MARY IMOGENE BASSETT HOSPITAL		10			10
PBC PREMIER FAMILY HEALTH			10	100%	10
ST. PETERSBURG PEDIATRICS			10	100%	10
BEAUMONT LABORATORY			10	100%	10
URGENT CARE CENTER AT PINNACLE		4	6	60%	10
GOLFCREST HEALTHCARE CENTER		10			10
CBC LAB		3	7	70%	10
ST CLOUD COMPOUNDING PHARMACY & WELLNESS CENTER		9	1	10%	10
CARENOW URGENT CARE - EAST NASHVILLE		8	2	20%	10
PANCARE HEALTH - VERNON ELEMENTARY			10	100%	10
PALM BEACH CDH - DELRAY BEACH			10	100%	10
PHASE2 LABS	2	6	2	20%	10
MINUTECLINIC DIAGNOSTIC OF OKLAHOMA		8	2	20%	10
CITY OF TALLAHASSEE		10			10
CENTRAL JERSEY URGENT CARE OF EATONTOW		9	1	10%	10
ST MARYS MEDICAL CENTER			10	100%	10
NORTHSIDE HOSPITAL EMERGENCY DEPT		7	3	30%	10
MINUTECLINIC, LLC #4682		5	5	50%	10
COMMUNITY HEALTH CENTER		2	8	80%	10
SOMA MEDICAL CENTER PA #4			10	100%	10
FAMILY HEALTH CENTER AT PORT ST JOHN		4	6	60%	10
CVS MINUTE CLINIC DIAGNOSTIC		9	1	10%	10
MONROE COUNTY HOSPITAL		7	3	30%	10
RPC@HODGES		2	8	80%	10
Manor Care of Dunedin		7	3	30%	10
CVS MINUTE CLINIC DIAGNOSTIC PA #3060		9	1	10%	10
SAMARITAN HOSPITAL LABORATORY		9	1	10%	10
LAKE CO SCHOOLS EMPLOYEE HEALTH & WELLNESS CENTER	1	7	2	20%	10
MOLECULAR PATHOLOGY LABORATORY			10	100%	10
NOT INDICATED		1	9	90%	10
TRINITY URGENT CARE		7	3	30%	10
ARBORS OF GULF BREEZE, THE		8	2	20%	10
VITALANT		1	9	90%	10
TENNESSEE DEPARTMENT OF HEALTH (TDH) - CENTRAL LABORATORY		2	8	80%	10
MEDEXPRESS URGENT CARE - WINCHESTER GATEWAY		8	2	20%	10

# COVID-19: testing by laboratory

Data through Mar 25, 2021 verified as of Mar 26, 2021 at 09:25 AM

Data in this report are provisional and subject to change.

The numbers in the table below represent the number of Florida and non-Florida residents for whom test results were received by the Department of Health. A person can be tested by more than one laboratory and can have both positive and negative results. **Therefore, the sum of the numbers in each column will be larger than the total number of people tested.**

Reporting lab	Inconclusive	Negative	Positive	Percent positive	Total
LUXOR SCIENTIFIC LLC		1	9	90%	10
CHILDREN'S HEALTHCARE OF ATLANTA/EGLESTON		10			10
HIGH TOWER ALF LLC		9	1	10%	10
KEY WEST URGENT CARE, INC		3	7	70%	10
VENICE GREEN VILLAGE		3	7	70%	10
ALABAMA DEPARTMENT OF PUBLIC HEALTH		1	9	90%	10
MINUTECLINIC DIAG OF IND, LLC #6697		10			10
METHODIST HOSPITAL			10	100%	10
ENCOMPASS HEALTH REHABILITATION HOSPITAL		10			10
ADVENTHEALTH MEDICAL GROUP PEDIATRIC & ADOLESCENT		9	1	10%	10
MINUTE CLINIC DIAGNOSTIC OF SC, LLC #42		9	1	10%	10
ISLAND COAST PEDIATRICS IN-HOUSE LAB		10			10
MEDEXPRESS URGENT CARE PARKERSBURG		8	2	20%	10
MEDEX REGIONAL LABORATORIES LLC		1	9	90%	10
DSI MANAGEMENT LLC		10			10
FLORIDA MEDICAL CLINIC - NEW TAMPA		6	4	40%	10
NEW YORK PRESBYTERIAN - LOWER MANHATTAN		10			10
PRORENATA LABS		2	8	80%	10
CORONA PATHOLOGY		10			10
CARENOW URGENT CARE-MT JULIET		8	1	11%	9
WINDSOR OF SAN PABLO, THE		6	3	33%	9
MINUTECLINIC DIAGNOSTIC OF TN, PC 6304		7	2	22%	9
MICHIGAN DEPARTMENT OF COMMUNITY HEALTH		1	8	89%	9
COLLIER BLVD HMA PHYSICIAN MANAGEMENT,, LLC			9	100%	9
MINUTECLINIC DIAGNOSTIC OF MINNESOTA		9			9
NASCAR EVENT MANAGEMENT, LLC		9			9
MINUTECLINIC DIAGNOSTIC OF TN PC #240		8	1	11%	9
PINELLAS PARK FIRE DEPARTMENT		9			9
CVS HEALTH, #2043		9			9
BEAUMONT EMERGENCY CENTER			9	100%	9
FLORIDA CENTER FOR DERMATOLOGY LABORATORY			9	100%	9
MINUTECLINIC DIAGNOSTIC OF NEW JERSEY, LLC # 7069		9			9
FLORIDA HOSPITAL WINTER PARK		7	2	22%	9
ALLIANCE HEALTH AND REHABILITATION CENTER		9			9
MINUTE CLINIC LLC # 2033		8	1	11%	9
PUTNAM FAMILY CARE INC		3	6	67%	9
MINUTECLINIC, LLC, MINUTECLINIC #7637		7	2	22%	9
MC DIAGNOSTIC OF CONNECTICUT, PC #1043		9			9
MEDICANA NURSING AND REHAB CENTER			9	100%	9
NEW HAMPSHIRE DEPARTMENT OF HEALTH AND HUMAN SERVICES		3	6	67%	9
SUNCREST OMNI		9			9
ALBION COLLEGE (ABBOTT)		9			9
LOREY ALF		9			9
VETERANS AFFAIRS MEDICAL CENTER - OUTPATIENT			9	100%	9
DAVID LAWRENCE CENTER INC		7	2	22%	9
MINUTECLINIC DIAGNOSTIC OF NEW JERSEY,		8	1	11%	9

# COVID-19: testing by laboratory

Data through Mar 25, 2021 verified as of Mar 26, 2021 at 09:25 AM

Data in this report are provisional and subject to change.

The numbers in the table below represent the number of Florida and non-Florida residents for whom test results were received by the Department of Health. A person can be tested by more than one laboratory and can have both positive and negative results. **Therefore, the sum of the numbers in each column will be larger than the total number of people tested.**

Reporting lab	Inconclusive	Negative	Positive	Percent positive	Total
WADSWORTH CENTER - DAVID AXELROD INSTITUTE		8	1	11%	9
GOOD SAMARITAN MEDICAL CENTER			9	100%	9
ILLINOIS DEPARTMENT OF PUBLIC HEALTH		1	8	89%	9
UHEALTH UNIVERSITY OF MIAMI			9	100%	9
FAMILY PRACTICE OF DAVIE INC			9	100%	9
Fouraker Hills Rehab and Nursing			9	100%	9
GRAND VILLA OF PALM COAST		9			9
CHEMISYS LABORATORIES		1	8	89%	9
ROSECASTLE			9	100%	9
MAGNOLIA MANOR			9	100%	9
MEDEXPRESS URGENT CARE - SWANSEA, N ILLINOIS ST		8	1	11%	9
CVS MINUTE CLINIC DIAG OF IND, LLC #6549		9			9
NITIN BAWA PROFESSIONAL ASSOCIATES			9	100%	9
NEMOURS CHILDREN'S PRIMARY CARE VERO BEACH			9	100%	9
MINUTECLINIC, LLC, DBA MINUTECLINIC #6106		7	2	22%	9
ENCORE AT BOCA RATON, THE			9	100%	9
HEALTH AND WELLNESS CENTER		1	8	89%	9
NIGHT LITE PEDIATRICS CENTER		1	8	89%	9
MINUTECLINIC DIAGNOSTIC OF TN PC #242		6	3	33%	9
CVS DC134OPOCT WASHINGTON		9			9
MINUTE CLINIC LLC #1448		8	1	11%	9
INSPIRED LIVING AT PALM BAY		7	2	22%	9
MINUTE CLINIC OF KANSAS PA		5	4	44%	9
PEDIATRIC HEALTH CARE ALLIANCE			9	100%	9
OMNI			9	100%	9
NORTHWEST FLORIDA COMMUNITY HOSPITAL LABORATORY		8	1	11%	9
MEDLAB INC		9			9
MOBILE RESPONSE DIAGNOSTICS LLC		8	1	11%	9
MINUTECLINIC #8760		9			9
REMISE OCCUPATIONAL HEALTH SOLUTIONS INC			9	100%	9
CVS NJ617POCT CEDAR GROVE		8	1	11%	9
CURATIVE		1	8	89%	9
UNIVERSITY MEDICAL CENTER		8	1	11%	9
MINUTECLINIC DIAGNOSTIC OF MAINE, LLC		7	2	22%	9
ENCOMPASS HEALTH REHABILITATION OF ALTAMONTE		4	5	56%	9
UNIVERSITY HOSPITALS OF CLEVELAND		5	4	44%	9
PATEL MEDICAL VENTURES		8	1	11%	9
AU MEDICAL CENTER, INC	1	7	1	11%	9
GCPM MANUAL MICROBIOLOGY		1	8	89%	9
CVS HEALTH MINUTE CLINIC		1	8	89%	9
PRECISION GENETICS			9	100%	9
UF HEALTH		1	8	89%	9
DYNAMIC HEALTH CENTERS INC		5	4	44%	9
WINDSOR OF GAINESVILLE		9			9
UCARE			9	100%	9
ORLANDO FAMILY MEDICAL INC		9			9

# COVID-19: testing by laboratory

Data through Mar 25, 2021 verified as of Mar 26, 2021 at 09:25 AM

Data in this report are provisional and subject to change.

The numbers in the table below represent the number of Florida and non-Florida residents for whom test results were received by the Department of Health. A person can be tested by more than one laboratory and can have both positive and negative results. **Therefore, the sum of the numbers in each column will be larger than the total number of people tested.**

Reporting lab	Inconclusive	Negative	Positive	Percent positive	Total
Consulate Health Care of Brandon		7	2	22%	9
MINUTECLINIC DIAGNOSTICS OF IND, LLC		9			9
MEDEXPRESS URGENT CARE-LATROBE		9			9
ROSEMONT GARDENS INC		9			9
MINUTE CLINIC LLC #5706		8	1	11%	9
JOHNS HOPKINS ALL CHILDRENS			9	100%	9
LAWRENCE TECHNOLOGICAL UNIVERSITY		9			9
ASSOCIATES IN MEDICINE		7	2	22%	9
DIXITKUMAR N MODI MD PA			9	100%	9
MIDMICHIGAN MEDICAL CENTER			9	100%	9
BAYFRONT HEALTH ST PETERSBURG		8	1	11%	9
CIAN DIAGNOSTICS			9	100%	9
ST VINCENT'S CHILTON		7	2	22%	9
BUENA VIDA ESTATES			9	100%	9
PENSACOLA CLUSTER			9	100%	9
MINUTECLINIC DIAGNOSTIC OF TN PC #5671		5	4	44%	9
WESTERN NEW YORK IMMEDIATE MEDICAL CAR		9			9
MINUTE CLINIC INCORPORTE		9			9
OUR HOME AT BEACON HILL			9	100%	9
NORTHSHORE UNIVERSITY HEALTHSYSTEM EVANSTON HOSPITAL LAB			9	100%	9
IMMUNOGENOMICS LLC		6	3	33%	9
NAVAL MEDICAL CENTER SAN DIEGO			9	100%	9
CVS TX10016POCT PRINCETON		9			9
BERRYHILL MANOR		9			9
OPTUM SILVER LAKES			9	100%	9
MEDEXPRESS URGENT CARE - FORT WORTH S		8	1	11%	9
ST VINCENT'S ST CLAIR		6	3	33%	9
CVS M08590POCT KANSAS CITY		5	4	44%	9
CARENOW URGENT CARE-GREEN HILLS		9			9
LIFELINK TISSUE BANK D/B/A LIFELINK TISSUE BANK		8	1	11%	9
WESTCHESTER GENERAL HOSPITAL BLOOD GAS LAB			9	100%	9
RIVERVIEW REGIONAL MEDICAL CENTER		7	2	22%	9
ENCOMPASS HOME HEALTH OF THE SOUTHEAST LLC		9			9
WINTER PARK INTERNAL MEDICINE MD PA		7	2	22%	9
ORLANDO HEALTH PHYSICIAN ASSOCIATES		4	5	56%	9
ANY LAB TEST NOW INC			9	100%	9
FLORIDA MENTOR		7	2	22%	9
CVS PHARMACY NO 274		9			9
VILLAGE PLACE HEALTH AND REHAB		9			9
LAKE NONA MEDICAL SERVICE LLC		9			9
BRENNITY AT VERO BEACH, THE			9	100%	9
CHILDREN'S HEALTH CENTER INC.		7	2	22%	9
MINUTE-CLINIC DIAGNOSTIC OF VIRGINIA, LLC #2003		6	3	33%	9
PASSPORT HEALTH			9	100%	9
CLAYMED OF NORTH FLORIDA			9	100%	9
PALM BAY URGENT CARE PL		1	8	89%	9

# COVID-19: testing by laboratory

Data through Mar 25, 2021 verified as of Mar 26, 2021 at 09:25 AM

Data in this report are provisional and subject to change.

The numbers in the table below represent the number of Florida and non-Florida residents for whom test results were received by the Department of Health. A person can be tested by more than one laboratory and can have both positive and negative results. **Therefore, the sum of the numbers in each column will be larger than the total number of people tested.**

Reporting lab	Inconclusive	Negative	Positive	Percent positive	Total
LAKEVIEW HEALTH SYSTEMS			9	100%	9
BLOOMINGDALE PEDIATRIC ASSOCIATES PA			8	100%	8
CVS TX8351POCT BEAUMONT		7	1	13%	8
BAPTIST OUTPATIENT			8	100%	8
TRUE HEALTH		5	3	38%	8
PALM BEACH COUNTY HEALTH DEPARTMENT LABORATORY			8	100%	8
BENNETT PEDIATRICS		8			8
OSWEGO HOSPITAL LABORATORY		7	1	13%	8
ST CLOUD PHYSICIAN MANAGMENT LLC		7	1	13%	8
SOUTHEASTERN PEDIATRIC ASSOCIATES			8	100%	8
MODMD LABORATORY		8			8
THOMAS JEFFERSON UNIVERSITY HOSPITAL		4	4	50%	8
PUTNAM COUNTY EMERGENCY RESCUE SERVICE		5	3	38%	8
PACIFICA SUNRISE☐			8	100%	8
MINUTECLINIC #2860		6	2	25%	8
MEDEXPRESS URGENT CARE - FAYETTEVILLE		6	2	25%	8
MID-HUDSON VALLEY DIVISION OF WESTCHESTER MEDICAL		8			8
CVS TX7162POCT HOUSTON		8			8
NORTH PINELLAS CHILDRENS MEDICAL CENTER INC			8	100%	8
VA Primary Care Clinic at Meharry		7	1	13%	8
DOCTOR'S IN HOUSE LAB			8	100%	8
MINUTECLINIC DIAG OF IND, LLC #2387		7	1	13%	8
HEALTHY MINORS PEDIATRIC URGENT CARE		7	1	13%	8
CVS NC5591POCT STATESVILLE		7	1	13%	8
WALGREENS #10972	1	7			8
ORMOND BEACH CENTRA CARE			8	100%	8
BIOTECH PHARMACEUTICAL GROUP LLC			8	100%	8
WATERFORD AT CREEKSIDE, THE			8	100%	8
MEDEXPRESS ELKINS		8			8
CAN COMMUNITY HEALTH, INC		8			8
MAGNOLIA PEDIATRICS GROUP LLC			8	100%	8
JUPITER CLINIC			8	100%	8
BENSONHURST URGENT CARE		8			8
ORLANDO ORTHOPAEDIC CENTER		6	2	25%	8
MINUTECLINIC, LLC #05038		8			8
MEDEXPRESS URGENT CARE - MAPLE DRIVE		7	1	13%	8
MEDEXPRESS URGENT CARE - BATTLE CREEK		5	3	38%	8
TREASURE COAST URGENT & FAMILY CARE			8	100%	8
CVS MINUTE CLINIC, LLC #22		7	1	13%	8
SYLVESTER AT PLANTATION LABORATORY		7	1	13%	8
JOHN T MATHER MEMORIAL HOSPITAL LABORATORY		7	1	13%	8
MEDEXPRESS URGENT CARE - TARENTUM		6	2	25%	8
CIGNA ONSITE HEALTH LLC		2	6	75%	8
MONTEFIORE MEDICAL CENTER LABORATORIES - NORTH		8			8
ADVANCED RESEARCH FOR HEALTH IMPROVEMENT		6	2	25%	8
Sunset Lake Health and Rehabilitation Center		8			8

# COVID-19: testing by laboratory

Data through Mar 25, 2021 verified as of Mar 26, 2021 at 09:25 AM

Data in this report are provisional and subject to change.

The numbers in the table below represent the number of Florida and non-Florida residents for whom test results were received by the Department of Health. A person can be tested by more than one laboratory and can have both positive and negative results. **Therefore, the sum of the numbers in each column will be larger than the total number of people tested.**

Reporting lab	Inconclusive	Negative	Positive	Percent positive	Total
NEOGENOMICS LABORATORIES, INC		8			8
LIFE CARE CITRUS COUNTY			8	100%	8
The Grand at Rome Nursing and Rehabilitation		8			8
DORAL URGENT CARE			8	100%	8
FLORIDA CLINICAL LAB		1	7	88%	8
WALK-IN MEDICAL CARE			8	100%	8
WHITE SANDS OUTPATIENT SERVICES (WSOP SERVICES LLC		8			8
LAB UNKNOWN		6	2	25%	8
MINUTE CLINIC LLC #6765		8			8
THE WOLFF CENTER FOR CHILD & ADOLESCENT HEALTH			8	100%	8
INTERNAL MEDICINE AND AESTHETICS OF NAPLES LLC		8			8
DOH-TAMPA BRANCH LABORATORY (MLK BLVD)		4	4	50%	8
GOLISANO CHILDREN'S HOSPITAL OF SOUTHWEST FLORIDA		6	2	25%	8
WILLIAMSBURGH CHAI CARE		7	1	13%	8
CVS MINUTE CLINIC DIAGNOSTIC MED GRP OF SAN		6	2	25%	8
ALLINA HEALTH - ABBOTT NORTHWESTERN HOSPITAL		5	3	38%	8
SUMTER COUNTY HEALTH DEPARTMENT		3	5	63%	8
HEALTHPARK MEDICAL CTR NURSING SVC		8			8
DOH JACKSONVILLE CENTRAL LABORATORY		3	5	63%	8
NORTHEAST PEDIATRICS			8	100%	8
CAYUGA COUNTY HEALTH DEPARTMENT		7	1	13%	8
ST. JOSEPH HOSPITAL AND HEALTH CARE INC.			8	100%	8
STPET		6	2	25%	8
MARQUESA MEDICAL		7	1	13%	8
MINUTE CLINIC DIAGNOSTIC OF MICHIGAN PC		8			8
WINKLER COURT		7	1	13%	8
LEMOYNE COLLEGE WELLNESS CENTER FOR		8			8
CVS CT1123POCT SOUTHBURY		8			8
ST JOSEPH'S HOSPITAL NORTH LABORATORY			8	100%	8
MEDEXPRESS URGENT CARE - CLARKSBURG		7	1	13%	8
OKLAHOMA STATE DEPARTMENT OF HEALTH-PUBLIC HEALTH LABORATORY			8	100%	8
NORTHSIDE HOSPITAL		2	6	75%	8
CLEARWATER PEDIATRIC CARE		1	7	88%	8
ROBERT WOOD JOHNSON HOSPITAL		7	1	13%	8
INTERNAL MEDICINE ASSOCIATES OF JACKSON HOSPITAL			8	100%	8
ST CHARLES HOSPITAL LABORATORY		8			8
CVS PA1671POCT LANCASTER		8			8
ALLEGRO - TAMPA	1	4	3	38%	8
SOMA MEDICAL CENTER MD PA #7 PEDIATRICS			8	100%	8
ETHOS LABORATORIES		7	1	13%	8
EXECUTIVE MEDICAL SERVICES		8			8
FLORIDA KEYS CONCIERGE MEDICINE, LLC		6	2	25%	8
BETH ISRAEL MEDICAL CENTER LABS		8			8
CVS NC3319POCT CHARLOTTE		6	2	25%	8
PALMS WEST HOSPITAL			8	100%	8
GENE STREET LABORATORIES, LLC		6	2	25%	8



# COVID-19: testing by laboratory

Data through Mar 25, 2021 verified as of Mar 26, 2021 at 09:25 AM

Data in this report are provisional and subject to change.

The numbers in the table below represent the number of Florida and non-Florida residents for whom test results were received by the Department of Health. A person can be tested by more than one laboratory and can have both positive and negative results. **Therefore, the sum of the numbers in each column will be larger than the total number of people tested.**

Reporting lab	Inconclusive	Negative	Positive	Percent positive	Total
MIAMI COMPREHENSIVE MEDICINE GROUP PA		4	4	50%	8
MINUTECLINIC DIAGNOSTIC OF TN PC #386		7	1	13%	8
Nashville Central Laboratory		8			8
CVS MINUTE CLINIC DIAGNOSTIC OF NEW JERSEY		8			8
URGENT CARE OF LONGWOOD		1	7	88%	8
EXPRESS TEST			8	100%	8
CAREPOINT CLINIC		5	3	38%	8
WELLIGENT		1	7	88%	8
WALGREEN #6538		8			8
DOTHAN PEDIATRIC CLINIC			8	100%	8
LAKE CONWAY URGENT CARE LLC		2	6	75%	8
BLOOMING GARDENS OF CARE INC		8			8
MEDEXPRESS URGENT CARE - WASHINGTON		6	2	25%	8
JX REF LAB			8	100%	8
ARCHBOLD MEMORIAL HOSPITAL/LAB		3	5	63%	8
SURGOINSVILLE PHARMACY		8			8
X-GENE MOLECULAR LABS		1	7	88%	8
NORTHSIDE HOSPITAL ATLANTA		3	5	63%	8
HEALTHMARK REGIONAL HOSPITAL LAB		4	4	50%	8
EMORY CRAWFORD LONG HOSPITAL LABORATOR		7	1	13%	8
CONSULATE HEALTH CARE		7	1	13%	8
GENEUS DIAGNOSTICS			8	100%	8
ELLIS HOSPITAL LABORATORY		7	1	13%	8
IU HEALTH PATHOLOGY		1	7	88%	8
CAPRONA GROUP HOME		2	6	75%	8
BARTON PARKER OD PC		8			8
FOUNTAINVIEW BY FIVE STAR QUALITY CARE		7	1	13%	8
LOVELACE MEDICAL CENTER		8			8
HUNTINGTON VILLAGE URGENT CARE		8			8
MED & CO INVESTMENT LLC		7	1	13%	8
MEDEXPRESS URGENT CARE - CULPEPER		8			8
CARE ATC - CITY OF BOYNTON BEACH	1	2	5	63%	8
DOCTOR'S IN-HOUSE LAB/COMMUNITY HEALTH CENTERS OF PINELLAS - CLEARWATE			8	100%	8
HARBORCHASE OF DR PHILLIPS		7	1	13%	8
ST LUKES ROOSEVELT LABORATORY		7	1	13%	8
VAIL VALLEY MEDICAL CENTER			8	100%	8
FHCP-ORANGE CITY			8	100%	8
ALACHUA COUNTY HEALTH DEPARTMENT		1	7	88%	8
FHPG_EXP CARE W HILLSBOROUGH			8	100%	8
CARDIOTHORACIC SURGERY OF HYDE PARK			8	100%	8
ATLANTIC CONSOLIDATED LABORATORY		8			8
JACKSON CLINIC PA,THE		4	4	50%	8
VENICE REGIONAL MEDICAL CENTER			8	100%	8
ORLANDO FAMILY PHYSICIANS			8	100%	8
MEDEXPRESS URGENT CARE, BUTLER		5	3	38%	8
APEX HOME HEALTH CARE		7	1	13%	8

# COVID-19: testing by laboratory

Data through Mar 25, 2021 verified as of Mar 26, 2021 at 09:25 AM

Data in this report are provisional and subject to change.

The numbers in the table below represent the number of Florida and non-Florida residents for whom test results were received by the Department of Health. A person can be tested by more than one laboratory and can have both positive and negative results. **Therefore, the sum of the numbers in each column will be larger than the total number of people tested.**

Reporting lab	Inconclusive	Negative	Positive	Percent positive	Total
FLORIDA HEART AND VASCULAR MULTISPECIALTY GROUP		8			8
MINUTECLINIC DIAGNOSTIC OF OHIO #7790		6	2	25%	8
MINUTE CLINIC LLC #10203		6	2	25%	8
INTERVENTIONAL REHABILITATION OF SOUTH FLORIDA			8	100%	8
SEA LEVEL LABS			8	100%	8
DIAGNOSTIC CLINIC		7	1	13%	8
MINUTECLINIC DIAGNOSTIC OF VIRGINIA		8			8
EMPLOYEE WELLNESS PA			8	100%	8
HOLY NAME MEDICAL CENTER	1	6	1	13%	8
DEPARTMENT OF HEALTH- CITRUS COUNTY		1	7	88%	8
LEE COUNTY HEALTH DEPARTMENT		4	3	43%	7
DALLAS COUNTY HEALTH AND HUMAN SERVICES			7	100%	7
LAKE PEDIATRICS			7	100%	7
MINUTECLINIC DIAG OF IND LLC #8651		6	1	14%	7
CLAY PRIMARY & FAMILY CARE LLC			7	100%	7
PBC FOUND CARE INC			7	100%	7
MINUTECLINIC DIAGNOSTIC OF TN PC #643		5	2	29%	7
CARENOW URGENT CARE-SOUTHLAKE			7	100%	7
CITYMD		1	6	86%	7
MINUTECLINIC, LLC #1796		6	1	14%	7
MINUTE CLINIC, LLC #4650		6	1	14%	7
LYNMOORE,THE		7			7
MEDEXPRESS URGENT CARE - STATE COLLEGE		5	2	29%	7
MEDEXPRESS URGENT CARE, JOHNSTOWN		6	1	14%	7
KANSAS DEPARTMENT OF HEALTH		2	5	71%	7
CVS OH3301POCT WOODMERE		7			7
CVS SC4286POCT EASLEY		2	5	71%	7
FLORIDA HOSPITAL APOPKA		6	1	14%	7
GRAND VILLA OF SARASOTA		6	1	14%	7
PENN MEDICINE PRINCETON MEDICAL CENTER		6	1	14%	7
PEDIATRICS URGENT CARE, LLC			7	100%	7
FRESENIUS KIDNEY CARE FORT WALTON BEACH			7	100%	7
HARMONIOUS HOME HEALTH, LLC		7			7
Thermopolis Rehabilitation Wellness		7			7
ADVENT HEALTH APOPKA		3	4	57%	7
AVON PARK PEDIATRICS			7	100%	7
VERMONT DEPARTMENT OF HEALTH		1	6	86%	7
UNIVERSITY OF WASHINGTON MEDICAL CENTER			7	100%	7
PANCARE HEALTH - HOSFORD SCHOOL			7	100%	7
JUPITER ISLAND PUBLIC SAFETY		5	2	29%	7
Lenox on the Lake			7	100%	7
MEDEXPRESS URGENT CARE-PETERS TWP		6	1	14%	7
VENICE URGENT CARE - GULF COAST			7	100%	7
IRL MARKET LAB			7	100%	7
MEDEXPRESS URGENT CARE MORGANTOWN		7			7
PARTNERS PHARMACY OF FLORIDA LLC		7			7

# COVID-19: testing by laboratory

Data through Mar 25, 2021 verified as of Mar 26, 2021 at 09:25 AM

Data in this report are provisional and subject to change.

The numbers in the table below represent the number of Florida and non-Florida residents for whom test results were received by the Department of Health. A person can be tested by more than one laboratory and can have both positive and negative results. **Therefore, the sum of the numbers in each column will be larger than the total number of people tested.**

Reporting lab	Inconclusive	Negative	Positive	Percent positive	Total
DOTHAN WEST FAMILY MEDICINE		5	2	29%	7
LONGWOOD FAMILY MEDICINE		1	6	86%	7
BIRMINGHAM VAMC		3	4	57%	7
HEALTH CARE LABORATORY SERVICES		1	6	86%	7
MEDEXPRESS URGENT CARE - GLENDALE		7			7
GENOTOX LABORATORIES		5	2	29%	7
BROOKDALE LAKE ORIENTA			7	100%	7
PENINSULA CARE AND REHABILITATION CENTER			7	100%	7
WELLMED AT BRANDON REGIONAL		5	2	29%	7
KENDALL REGIONAL MEDICAL CNTR			7	100%	7
ALL CHILDREN'S HOSPITAL		1	6	86%	7
PERSONAL PHYSICIAN CARE PA			7	100%	7
QUE		4	3	43%	7
Rutgers Health Rwj University Hospital - Laboratory		4	3	43%	7
CHAPTERS HEALTH HOSPICE		7			7
CVS CA9715POCT THOUSAND OAKS		7			7
FHMG_FM AND IM AVALON PARK		2	5	71%	7
BRADENTON PHYSICIANS MEDICAL CENTER			7	100%	7
LONG ISLAND JEWISH FOREST HILLS HOSPITAL		7			7
DOCTORS CLINICAL LABORATORY, INC		5	2	29%	7
MINUTECLINIC, DIAGNOSTIC OF TEXAS, LL		6	1	14%	7
NORTHSIDE HOSPITAL FORSYTH		6	1	14%	7
FLORIDA SCHOOL FOR THE DEAF AND THE BLIND			7	100%	7
ST. CLOUD PHARMACY AND WELLNESS CENTER		3	4	57%	7
MINUTE CLINIC LLC #4017		7			7
RANDOLPH DIABETES AND WELLNESS		6	1	14%	7
CARENOW URGENT CARE-MADISON		7			7
MINUTE CLINIC DIAGNOSTIC OF PENNSYLVANIA		7			7
WHEELER LABORATORY		6	1	14%	7
SOUTH COM HEALTH CLINIC, DEPT. OF THE ARMY		7			7
MINUTECLINIC DIAG OF IND LLC #6998		6	1	14%	7
EL PARAISO HOME INC		7			7
RIVER OAKS TREATMENT CENTER			7	100%	7
MEDEXPRESS URGENT CARE-DUBOIS		7			7
WATAUGA MEDICAL CENTER		4	3	43%	7
CRESTWOOD MEDICAL CENTER		5	2	29%	7
EP LTC PHARMACY		5	2	29%	7
LEE MEMORIAL HEALTH SYSTEM D/B/A		5	2	29%	7
ACCESS CARE MEDICAL GROUP LLC		2	5	71%	7
PEDIATRICS OF CENTRAL FLORIDA		5	2	29%	7
NORTHDALE REHABILITATION CENTER			7	100%	7
CVS NC7213POCT MATTHEWS		6	1	14%	7
RELANCE MEDICAL CENTER		5	2	29%	7
ABBAY MANOR RETIREMENT RESIDENCE INC		7			7
MIAMI BEACH COMMUNITY HEALTH CENTER INC			7	100%	7
CVS CA9113POCT CHULA VISTA		7			7

# COVID-19: testing by laboratory

Data through Mar 25, 2021 verified as of Mar 26, 2021 at 09:25 AM

Data in this report are provisional and subject to change.

The numbers in the table below represent the number of Florida and non-Florida residents for whom test results were received by the Department of Health. A person can be tested by more than one laboratory and can have both positive and negative results. **Therefore, the sum of the numbers in each column will be larger than the total number of people tested.**

Reporting lab	Inconclusive	Negative	Positive	Percent positive	Total
CARESOUTH HHA HOLDINGS OF TALLAHASSEE LLC		7			7
GULF COAST PEDIATRICS OF SARASOTA PA		1	6	86%	7
MINUTECLINIC DIAGNOSTIC OF ILLINOIS		6	1	14%	7
WYOMING COUNTY COMMUNITY HOSPITAL LABORATORY		7			7
MINUTECLINIC DIAGNOSTIC OF NEVADA #87		4	3	43%	7
MERCY HEALTH—MUSKEGON		6	1	14%	7
MEDEXPRESS URGENT CARE - HOT SPRINGS		7			7
FLORIDA CANCER SPECIALISTS & RESEARCH INSTITUTE		6	1	14%	7
GILCHRIST COUNTY FIRE DEPARTMENT		4	3	43%	7
TIFT REGIONAL HEALTH SYSTEM, INC		7			7
Baptist Village Retirement Communities		7			7
BOCA BIOLISTICS LLC			7	100%	7
FAMILY MEDICINE MEDICAL DRIVE		7			7
GENTRY PARK ORLANDO ASSISTED LIVING		6	1	14%	7
MEDEXPRESS URGENT CARE - STAUNTON		3	4	57%	7
FG RAPID		7			7
OCALA FAMILY MEDICAL CENTER		7			7
TGH URGENT CARE - WESLEY CHAPEL			7	100%	7
CONCENTRA URGENT CARE		3	4	57%	7
BALTIMORE CITY HEALTH DEPT COMMUNICABLE DISEASES AND EPIDEMIOLOGY			7	100%	7
MC DIAGNOSTIC OF CONNECTICUT , PC # 3		5	2	29%	7
Ocoee Health Care Center		7			7
VICTORIAN MANOR		2	5	71%	7
Parkside Villa		7			7
MONROE COUNTY FIRE RESCUE		6	1	14%	7
WILDLIGHT LAB			7	100%	7
SUPREME LABORATORY			7	100%	7
NYU WINTHROP HOSPITAL PATHOLOGY		7			7
CVS OH2543POCT CANFIELD		5	2	29%	7
MEDEXPRESS URGENT CARE - MIDLOTHIAN		6	1	14%	7
CVS OH3458POCT BEAVERCREEK		7			7
CVS TX7827POCT ROUND ROCK		7			7
DOCTORS EXPRESS OF ST PETERSBURG		1	6	86%	7
MINUTECLINIC DIAGNOSTIC OF OHIO #3407		6	1	14%	7
DELAWARE DEPARTMENT OF HEATH		6	1	14%	7
ACM MEDICAL LABORATORY ALLIANCE		5	2	29%	7
MINUTECLINIC, LLC #03965		7			7
SOUTH FLORIDA ENT ASSOCIATES, INC			7	100%	7
MINUTECLINIC DIAGNOSTIC MED GRP OF CA		6	1	14%	7
KEYSTONE PLACE AT NAPLES PRESERVE		4	3	43%	7
SUNRISE SENIOR LIVING OF JACKSONVILLE			7	100%	7
GOLDMAN SACHS HEALTH CENTER	1	6			7
NORTHERN DUTCHESS HOSPITAL LABORATORY		5	2	29%	7
SCHOOL OF PHARMACY AND PHARMACEUTICAL		7			7
SYNEXUS CLINICAL RESEARCH US INC		2	5	71%	7
GALLUP INDIAN MEDICAL CENTER		7			7

# COVID-19: testing by laboratory

Data through Mar 25, 2021 verified as of Mar 26, 2021 at 09:25 AM

Data in this report are provisional and subject to change.

The numbers in the table below represent the number of Florida and non-Florida residents for whom test results were received by the Department of Health. A person can be tested by more than one laboratory and can have both positive and negative results. **Therefore, the sum of the numbers in each column will be larger than the total number of people tested.**

Reporting lab	Inconclusive	Negative	Positive	Percent positive	Total
WEXFORD HEALTH SOURCES INC		7			7
MANATEE PEDIATRICS			7	100%	7
CVS CT1109POCT BETHEL		7			7
MINUTE-CLINIC DIAGNOSTIC OF VIRGINIA, LLC #794		6	1	14%	7
SARAH LAWRENCE COLLEGE HEALTH SERVICES		7			7
SELECT PHYSICIANS ALLIANCE		7			7
SUPERIOR RESIDENCES AT CALA HILLS		7			7
LEPE'S HOUSE			7	100%	7
FLORIDA HOSPITAL KISSIMMEE		4	3	43%	7
Florida Clinical Laboratory		1	6	86%	7
OPTUM PRIMARY CARE - FOUNTAIN OAKS		3	4	57%	7
DOCTOR'S IN-HOUSE LAB/COMMUNITY HEALTH CENTERS OF PINELLAS -PINELLAS P			7	100%	7
CVS PHARMACY #8800		5	2	29%	7
LAWTON CHILES HEALTH CENTER		1	6	86%	7
ECLRS		2	5	71%	7
DR. PHILLIPS MEDICAL WELLNESS CENTER		4	3	43%	7
NEMOURS CHILDREN'S HOSPITAL			7	100%	7
COMPASSION PEDIATRICS		3	4	57%	7
CVS TN2179POCT MURFREESBORO		6	1	14%	7
HOLY GARDEN ALF, INC.		7			7
PALM GARDEN OF SUN CITY			7	100%	7
LIZS ADULT CARE		7			7
NORTH FLORIDA MEDICAL CENTERS INC		1	6	86%	7
CVS MINUTE CLINIC DIAG OF IND LLC #5206		6	1	14%	7
GLEN FALLS HOSPITAL DEPARTMENT OF PATHOLOGY		6	1	14%	7
GRACE WELLNESS CENTER LLC		6	1	14%	7
EASTERN FLORIDA STATE COLLEGE - PALM BAY CAMPUS□			7	100%	7
NOVANT HEALTH INPATIENT CARE		2	5	71%	7
TRUE HEALTH DIAGNOSTICS		1	6	86%	7
YAZJI PEDIATRIC CARE LLC DBA TUKA PEDIATRICS			7	100%	7
FLORIDA DIGESTIVE AND LIVER SPECIALIST		7			7
EMBRY-RIDDLE AERONAUTICAL UNIVERSITY HEALTH			7	100%	7
COMMUNITY MEDICAL AND DENTAL CARE INC		7			7
MAXHEALTH		5	2	29%	7
HEARTLAND PEDIATRICS OF LAKE PLACID			7	100%	7
ST. LUCIE COUNTY HEALTH DEPARTMENT		5	2	29%	7
PENN NURSING CENTER		6			6
TIMBER CREEK PEDIATRICS		6			6
FAMILY CARE MEDICAL CENTER			6	100%	6
MINUTECLINIC DIAGNOSTIC OF TN PC #442		4	2	33%	6
ADVENTHEALTH CELEBRATION EMPLOYEE CLINIC		6			6
CVS MD4371POCT OCEAN CITY		6			6
FLORIDA DEPARTMENT OF HEALTH IN SARASOTA COUNTY		5	1	17%	6
AMERICAN HEALTH ASSOC. LABORATORY SOUTH		4	2	33%	6
WOMENS CARE FLORIDA LLC		5	1	17%	6
CURATIVE CARE CENTER INC		1	5	83%	6

# COVID-19: testing by laboratory

Data through Mar 25, 2021 verified as of Mar 26, 2021 at 09:25 AM

Data in this report are provisional and subject to change.

The numbers in the table below represent the number of Florida and non-Florida residents for whom test results were received by the Department of Health. A person can be tested by more than one laboratory and can have both positive and negative results. **Therefore, the sum of the numbers in each column will be larger than the total number of people tested.**

Reporting lab	Inconclusive	Negative	Positive	Percent positive	Total
UNILAB		2	4	67%	6
BETHESDA COMMUNITY HEALTH CENTER			6	100%	6
CVS PA1074POCT KENNETT SQUARE		5	1	17%	6
MEDEXPRESS URGENT CARE - RICHMOND, NINE MILE RD		5	1	17%	6
BNR PHARMACY INC		6			6
TRANSPLANT GENOMICS INC (EUROFINS)		6			6
SUFFRIDGE DRIVE GROUP HOME		6			6
FLORIDA WOMAN CARE LABORATORY			6	100%	6
CENTREX CLINICAL LABS INC		6			6
COVID RAPID LABS		1	5	83%	6
CVS CA9721POCT ARCADIA		6			6
MEDEXPRESS URGENT CARE - HOLLINS		6			6
CVS GA2147POCT KENNESAW		5	1	17%	6
LISTENING DOCTOR PLLC, THE		1	5	83%	6
CVS GA7064POCT STOCKBRIDGE		6			6
TAMIAMI LAB MILLENNIUM			6	100%	6
LRHS Southeastern University		4	2	33%	6
TERENCE B MITCHELL MD, INC		2	4	67%	6
PANCARE HEALTH - KATE SMITH ELEMENTARY		1	5	83%	6
URGENT TEAM - HUNTSVILLE		5	1	17%	6
PROGRESS PHARMACY INC		1	5	83%	6
MEDPEDS ASSOCIATES OF SARASOTA PA		6			6
MINUTE CLINIC DIAGNOSTIC MED GRP		5	1	17%	6
MEDEXPRESS URGENT CARE-HERSHEY		5	1	17%	6
ANTHONY-BROWN PHARMACY		6			6
MERCY COLLEGE HEALTH OFFICE		6			6
CVS TN4624POCT KNOXVILLE		5	1	17%	6
SARASOTA MEDICAL CENTER			6	100%	6
PHYSICIANS URGENT CARE BERRY FARMS		4	2	33%	6
CVS MA6505POCT NEWTON		6			6
BROOKDALE CLERMONT			6	100%	6
ALBANY MEDICAL CENTER		5	1	17%	6
AMERICAN EAGLE LEESBURG AL LLC DBA VISTA LAKE			6	100%	6
MINUTECLINIC DIAGNOSTIC OF KANSAS PA		6			6
UT SOUTHWESTERN MEDICAL CENTER			6	100%	6
URGENT TEAM - MUSCLE SHOALS		6			6
DEPT OF VA MEDICAL CENTER - RICHMOND		5	1	17%	6
FLORIDA DEPARTMENT OF HEALTH SEMINOLE COUNTY		1	5	83%	6
IVY ROSEN MD PLLC		6			6
MARSHALL MEDICAL CENTER SOUTH LAB		5	1	17%	6
CITIZENS BAPTIST MEDICAL CENTERS LAB		5	1	17%	6
MINUTECLINIC DIAGNOSTIC OF VIRGINIA, LLC #255		6			6
WG WINDSOR WOODS SH LLC		6			6
Kroger 673 - The Little Clinic Dallas		5	1	17%	6
WELLSTAR KENNESTONE HOSPITAL		3	3	50%	6
TEXAS MEDCLINIC			6	100%	6

# COVID-19: testing by laboratory

Data through Mar 25, 2021 verified as of Mar 26, 2021 at 09:25 AM

Data in this report are provisional and subject to change.

The numbers in the table below represent the number of Florida and non-Florida residents for whom test results were received by the Department of Health. A person can be tested by more than one laboratory and can have both positive and negative results. **Therefore, the sum of the numbers in each column will be larger than the total number of people tested.**

Reporting lab	Inconclusive	Negative	Positive	Percent positive	Total
PATHGROUP LABS, LLC		4	2	33%	6
ARLINGTON OF NAPLES INC, THE		6			6
ALL4KIDZ PEDIATRICS LLC		3	3	50%	6
NU WAVE MEDICAL CENTER			6	100%	6
MINUTECLINIC LLC #5041		2	4	67%	6
CONCENTRA			6	100%	6
PLEASANTVILLE OF SEBASTIAN LLC			6	100%	6
BROWARD COUNTY HEALTH DEPT.			6	100%	6
HUNTERS CREEK PEDIATRICS		6			6
ARLINGTON OF NAPLES		6			6
JERSEY SHORE MEDICAL CENTER		6			6
SOUTHEAST GEORGIA HEALTH SYSTEM, INC D		6			6
BOONE DRUG & HEALTHCARE AT DEERFIELD			6	100%	6
MINUTECLINIC DIAGNOSTIC OF GEORGIA, LL		5	1	17%	6
MINUTECLINIC MINUTECLINIC #4977		4	2	33%	6
PROHEALTH MED		1	5	83%	6
CVS TX4397POCT CYPRESS		6			6
ENTRUST IMMEDIATE CARE			6	100%	6
CVS MD1881POCT DUNKIRK		6			6
MEDEXPRESS URGENT CARE - IRVING		6			6
MEDICAL CENTER AT OCEAN REEF		1	5	83%	6
MINUTECLINIC DIAGNOSTIC OF SC, LLC #7		4	2	33%	6
PALM HARBOR DERMATOLOGY		4	2	33%	6
SOUTHEASTERN DERMATOLOGY GROUP PA		5	1	17%	6
CVS SC2736POCT MURRELLS INLET		5	1	17%	6
FLEET LANDING			6	100%	6
COMPASSION PEDIATRIC URGENT CARE LLC		2	4	67%	6
MEDEXPRESS URGENT CARE - BLUEFIELD		5	1	17%	6
MINUTECLINIC DIAGNOSTIC OF VIRGINIA, LLC #1656		6			6
FIRST COAST CARDIOVASCULAR INSTITUTE PA			6	100%	6
CALIFORNIA DEPARTMENT OF PUBLIC HEALTH		1	5	83%	6
NORTH FLORIDA PEDIATRICS JASPER			6	100%	6
STUYVESANT URGENT CARE		6			6
CVS NATIONAL HARBOR MD2297714CV		6			6
ST CHARLES BEND LABORATORY		5	1	17%	6
CVS PA5241POCT CHALFONT		6			6
PALMETTO HEALTH ALLIANCE		3	3	50%	6
Contrastate Medical Center		5	1	17%	6
QHG OF ENTERPRISE INC (DBA MEDICAL CTR		6			6
MOULTRIE CREEK NURSING AND REHAB			6	100%	6
TULLAHOMA HMA, LLC		5	1	17%	6
LUMADOC HEALTH		4	2	33%	6
CVS PA4077POCT BELLE VERNON		6			6
THE PALMS REHABILITATION AND HEALTHCARE CENTER		5	1	17%	6
CVS TN7289POCT SIGNAL MOUNTAIN		6			6
HOLLY HILL HOME INFUSION SERVICE		5	1	17%	6

# COVID-19: testing by laboratory

Data through Mar 25, 2021 verified as of Mar 26, 2021 at 09:25 AM

Data in this report are provisional and subject to change.

The numbers in the table below represent the number of Florida and non-Florida residents for whom test results were received by the Department of Health. A person can be tested by more than one laboratory and can have both positive and negative results. **Therefore, the sum of the numbers in each column will be larger than the total number of people tested.**

Reporting lab	Inconclusive	Negative	Positive	Percent positive	Total
FLORIDA MEDICAL SPECIALISTS		2	4	67%	6
CVS TX1104POCT ALLEN		6			6
MINUTECLINIC DIAGNOSTIC OF KENTUCKY		6			6
CLINICAL CARE ASSOCIATES			6	100%	6
LEWIS COUNTY MANOR		6			6
ENIGMA DIAGNOSTIC, INC.			6	100%	6
NORTHEAST ALABAMA REGIONAL MEDICAL CENTER		3	3	50%	6
MEDEXPRESS URGENT CARE - MT LEBANON		4	2	33%	6
PRESBYTERIAN HOME		6			6
EXPICARE NURSING AGENCY, INC		5	1	17%	6
MINUTECLINIC, LLC #03268		5	1	17%	6
FRESENIUS KIDNEY CARE DUNEDIN			6	100%	6
CENTRAL FLORIDA PRIMARY CARE			6	100%	6
BETH ISRAEL DEACONESS MEDICAL CENTER			6	100%	6
LOUISIANA DEPT OF HEALTH			6	100%	6
BROWARD TRANSITIONAL CENTER			6	100%	6
PUBLIC HEALTH LAB		6			6
ATLANTIC COMMUNITY HIGH SCHOOL		5	1	17%	6
DANIEL M LIBBY MD PLLC		6			6
PANCARE HEALTH - ALTHA PUBLIC			6	100%	6
WAKEMED		1	5	83%	6
NEUROSCIENCE AND SPINE ASSOCIATES, PL		5	1	17%	6
MEDEXPRESS URGENT CARE - ELM GROVE		5	1	17%	6
ALLEGRO FLEMING ISLAND		1	5	83%	6
CVS GA2236POCT WOODSTOCK		6			6
MINUTECLINIC DIAGNOSTIC OF OHIO #4401		6			6
LAKEVIEW TERRACE HOME HEALTH SERVICES LLC			6	100%	6
GUTHRIE MEDICAL GROUP LABORATORIES		6			6
MEDEXPRESS URGENT CARE - HUNTINGTON WE		6			6
BOCA VIPEDIATRICS			6	100%	6
ALL CHILDREN'S HOSPITAL DEPT OF GENERAL PEDIATRICS			6	100%	6
THE WINDSOR OF OCALA		2	4	67%	6
Northwell Lab		2	4	67%	6
MAXCARE CLINIC			6	100%	6
CVS RI1717POCT 1 CVS DR			6	100%	6
SAINT PETER'S UNIVERSITY HOSPITAL		6			6
GENTLE MEDICINE ASSOCIATES / DR. REGINE BATAILLE		6			6
GUIDANCE / CARE CENTER, INC		6			6
CVS GA2108POCT NORCROSS		4	2	33%	6
CVS NJ2815POCT E BRUNSWICK		4	2	33%	6
MEDEXPRESS URGENT CARE - PRINCETON		5	1	17%	6
GADSDEN COUNTY HEALTH DEPARTMENT			6	100%	6
Advanced Care Center			6	100%	6
MIAMI RESCUE MISSION CLINIC INC			6	100%	6
MD NOW MEDICAL CENTER			6	100%	6
CVS OH6123POCT CINCINNATI		4	2	33%	6



# COVID-19: testing by laboratory

Data through Mar 25, 2021 verified as of Mar 26, 2021 at 09:25 AM

Data in this report are provisional and subject to change.

The numbers in the table below represent the number of Florida and non-Florida residents for whom test results were received by the Department of Health. A person can be tested by more than one laboratory and can have both positive and negative results. **Therefore, the sum of the numbers in each column will be larger than the total number of people tested.**

Reporting lab	Inconclusive	Negative	Positive	Percent positive	Total
TERRACINA LLC		1	5	83%	6
URGENT CARE HOUSECALLS PA		5	1	17%	6
UNILAB OF DADE INC			6	100%	6
PR HEALTH		1	5	83%	6
CDRX INFUSION			6	100%	6
MINUTECLINIC MINUTECLINIC #8505		4	2	33%	6
ASCENSION ST VINCENT'S CLAY COUNTY			6	100%	6
MINUTECLINIC DIANOSTIC OF VIRGINIA, LL		5	1	17%	6
MEDEXPRESS URGENT CARE-PITTSFIELD		6			6
CAPITAL HEALTH PLAN LABORATORIES			6	100%	6
CVS PA233POCT NEWTOWN SQUARE		6			6
RIVER CITY PRIMARY AND URGENT CARE			6	100%	6
CAREWELL 301 - WARWICK			6	100%	6
AARK LABORATORY		6			6
FLORIDA DEPARTMENT OF HEALTH IN MIAMI DADE COUNTY		5	1	17%	6
PREMIER FAMILY HEALTH PA			6	100%	6
WIREGRASS MEDICAL CENTER			6	100%	6
ELITE MD GROUP INC		2	4	67%	6
FLORIDA PREMIER MEDICAL CARE PA			6	100%	6
QUICK CARE MED WALK IN AND URGENT CARE			6	100%	6
CAMELLIA AT DEERWOOD		2	4	67%	6
DIXIE COUNTY EMERGENCY SERVICES			6	100%	6
LOS ALAMOS NATIONAL LABORATORY		6			6
CVS MD2956POCT NEW MARKET		5	1	17%	6
VIERA PEDIATRICS		1	5	83%	6
CHILDREN'S HOSPITAL OF PHILADELPHIA		5	1	17%	6
CVS M08556POCT KANSAS CITY		5	1	17%	6
MINUTECLINIC DIAGNOSTIC OF NORTH CAROLINA PC #7054		5	1	17%	6
BAYSHORE POINTE NURSING AND REHAB CENTER			6	100%	6
CVS KY4779POCT LOUISVILLE		4	2	33%	6
UT MEMPHIS UNIVERSITY HEALTH SERVICES			6	100%	6
CVS PA813POCT RICHBORO		6			6
SV DIAGNOSTIC LAB			6	100%	6
MEDEXPRESS URGENT CARE - YORK		3	3	50%	6
BAYCARE ALLIANT HOSPITAL			6	100%	6
CAPE CORAL URGENT CARE		3	3	50%	6
THE CLINIC PREMISE HEALTH			6	100%	6
OCALA REGIONAL KIDNEY CENTER EAST		2	4	67%	6
MINUTE CLINIC DIAG OF IND LLC #8674		6			6
PROVIDENCE LABORATORY SERVICES		6			6
CVS IN6654POCT INDIANAPOLIS		5	1	17%	6
DEPARTMENT OF HEALTH AND HUMAN SERVICES STATE OF NEW HAMPSHIRE			6	100%	6
CVS NC6402POCT DAVIDSON		4	2	33%	6
GRACE REHABILITATION CENTER OF VERO BEACH		4	2	33%	6
CVS NM8918POCT ALBUQUERQUE		6			6
CARESOUTH HHA HOLDINGS OF THE BAY AREA LLC		6			6

# COVID-19: testing by laboratory

Data through Mar 25, 2021 verified as of Mar 26, 2021 at 09:25 AM

Data in this report are provisional and subject to change.

The numbers in the table below represent the number of Florida and non-Florida residents for whom test results were received by the Department of Health. A person can be tested by more than one laboratory and can have both positive and negative results. **Therefore, the sum of the numbers in each column will be larger than the total number of people tested.**

Reporting lab	Inconclusive	Negative	Positive	Percent positive	Total
Atlanta VAMC		4	2	33%	6
SANDGATE GARDENS REHAB & NURSING CENTER		3	3	50%	6
INTERNAL MEDICINE LIPID AND WELNNESS PRACTICE			6	100%	6
FAMILY TREE PRIMARY CARE		5	1	17%	6
CHIEFLAND MEDICAL CENTER		1	5	83%	6
PHYSICIANS FOR CHILDREN			6	100%	6
XPRESS URGENT CARE LLC		6			6
CVS PA2582POCT SPRINGFIELD		3	2	40%	5
NORTHERN MICHIGAN UNIVERSITY ATHLETICS		5			5
LEVY COUNTY SHERRIF'S DEPT			5	100%	5
Rio Pinar Health Care			5	100%	5
CELEBRATION PEDIATRICS PA			5	100%	5
CVS MI8049POCT WATERFORD		4	1	20%	5
WILSON PEDIATRICS			5	100%	5
GENTLE HANDS MOBILE PHLEBOTOMY			5	100%	5
CVS MINUTE CLINIC DIAGNOSTIC OF TEXAS		4	1	20%	5
MEASE CONTINUING CARE		3	2	40%	5
SJH			5	100%	5
ADVANCED PEDIATRICS OF BOCA LLC			5	100%	5
MINUTE CLINIC DIAGNOSTIC OF NORTH CAROLINA		5			5
BETTER AT HOME		5			5
MARINA ISLE ASSISTED LIVING		5			5
ATLANTIC SURGERY CENTER OF JACKSONVILLE BEACH		5			5
FAMILY TREE DNA			5	100%	5
NORTH SHORE HEMATOLOGY-ONCOLOGY ASSOCIATES, PC		5			5
PRECISION DIAGNOSTICS INC - NJ		5			5
LABS PLUS LLC		5			5
ENCOMPASS HEALTH REHABILITATION HOSPITAL OF OCALA		5			5
CVS MA957POCT WEST SPRINGFIELD		5			5
WHITE WILSON MEDICAL CENTER - FWB		1	4	80%	5
CVS NC7057POCT SHELBY		4	1	20%	5
REHABILITATION CENTER AT JUPITER GARDENS		5			5
ARKANSAS DEPARTMENT OF HEALTH			5	100%	5
MIAMI MEDICAL CONSULTANT PA			5	100%	5
SOUTH FLORIDA FAMILY HEALTH & RESEARCH CTR			5	100%	5
PEDIATRIC URGENT HEALTH CARE			5	100%	5
FOUNDCARE, INC			5	100%	5
GENESIS FAMILY PRACTICE		3	2	40%	5
BEACH HOUSE		5			5
FLORIDA HEALTHCARE OF ORLANDO			5	100%	5
SHEEPSHEAD BAY URGENT CARE		5			5
FRESENIUS MEDICAL CARE			5	100%	5
DISCOVERY VILLAGE AT STUART		2	3	60%	5
SUNSHINE STATE DIALYSIS			5	100%	5
DICKSON MEDICAL ASSOCIATES PC PATH LAB		4	1	20%	5
JACKSON SOUTH COMMUNITY HOSPITAL LAB			5	100%	5

# COVID-19: testing by laboratory

Data through Mar 25, 2021 verified as of Mar 26, 2021 at 09:25 AM

Data in this report are provisional and subject to change.

The numbers in the table below represent the number of Florida and non-Florida residents for whom test results were received by the Department of Health. A person can be tested by more than one laboratory and can have both positive and negative results. **Therefore, the sum of the numbers in each column will be larger than the total number of people tested.**

Reporting lab	Inconclusive	Negative	Positive	Percent positive	Total
FHPG_EXP CARE PALM HARBOR			5	100%	5
AMERICAN MEDICAL RESPONSE - DENVER		2	3	60%	5
KETTERING HEALTH			5	100%	5
PM PEDIATRICS OF BAYSIDE PLLC		5			5
LIVING WATERS MEDICAL CENTER			5	100%	5
AHF PUBLIC HEALTH LABORATORY			5	100%	5
RIVERVIEW ALF OPERATOR LLC			5	100%	5
CVS NV9841POCT RENO		2	3	60%	5
UNIVERSITY OF CHICAGO MEDICAL CENTER LAB			5	100%	5
INTERNAL MEDICINE & PRIMARY CARE ASSOCIATES, PLC			5	100%	5
MEDEXPRESS URGENT CARE - FREDERICK		5			5
CUMBERLAND HEIGHTS		5			5
NORTHPORT MEDICAL CENTER LAB		5			5
KEYSTONE REHABILITATION AND HEALTH CENTER		1	4	80%	5
MEDEXPRESS URGENT CARE-NESHANNOCK TWP		4	1	20%	5
QUATRACOR PLLC		5			5
LIFEPLUS HEALTHCARE GROUP INC		5			5
MCKENZIE-WILLAMETTE MEDICAL CENTER LAB		5			5
CVS SC7334POCT LEXINGTON		5			5
Enterprise Health and Rehabilitation Center		5			5
CVS OH3476POCT TIPP CITY		5			5
EASTCHESTER PEDIATRIC MEDICAL GROUP		5			5
REDMED OF CROSSTOWN		2	3	60%	5
JOHN T MACKAY MD			5	100%	5
Kennedy University Hospital		5			5
PRL NYC PANDEMIC RESPONSE LAB			5	100%	5
BOROPARK URGENT CARE		4	1	20%	5
JOE DIMAGGIO CHILDREN'S HOSPITAL		1	4	80%	5
QUEENS UNIVERSITY OF CHARLOTTE		5			5
URGENT TEAM - NASHVILLE		5			5
CVS SC5550POCT CLOVER		4	1	20%	5
CLEVELAND CLINIC MARTIN HEALTH NURSING & RESTORATIVE		5			5
UPMC HEALTH SYSTEM		4	1	20%	5
SONATA VERO BEACH		5			5
DIAGNOSTECHS		4	1	20%	5
AEL KNOXVILLE			5	100%	5
INNOVATIVE COVID-DIVERSEY			5	100%	5
WOODHULL MEDICAL AND MENTAL HEALTH CTR		5			5
THE DOCTORS CENTER HEALTHCARE-SOUTHSIDE		1	4	80%	5
UW MEDICINE VIROLOGY LAB			5	100%	5
THE LITTLE CLINIC			5	100%	5
PHYSICIANS IMMEDIATE CARE ELGIN			5	100%	5
CVS NC2771POCT CLAYTON		4	1	20%	5
MEDEXPRESS - COLLINSVILLE BELT LINE		3	2	40%	5
COVID TESTING LLC			5	100%	5
Oakwood - North Baldwins Center for Living		5			5

# COVID-19: testing by laboratory

Data through Mar 25, 2021 verified as of Mar 26, 2021 at 09:25 AM

Data in this report are provisional and subject to change.

The numbers in the table below represent the number of Florida and non-Florida residents for whom test results were received by the Department of Health. A person can be tested by more than one laboratory and can have both positive and negative results. **Therefore, the sum of the numbers in each column will be larger than the total number of people tested.**

Reporting lab	Inconclusive	Negative	Positive	Percent positive	Total
CARENOW URGENT CARE - CENTRAL AUSTIN		1	4	80%	5
ORLANDO HEALTH PHYSICIAN GROUP			5	100%	5
IAN C BOYKIN MD		4	1	20%	5
TRUSTBRIDGE			5	100%	5
BROWNE MEDICAL LLC		3	2	40%	5
MINUTECLINIC DIAGNOSTIC OF PENNSYLVANIA, LLD #1545		5			5
MIAMI CANCER INSTITUTE			5	100%	5
FIFTH AVENUE PEDIATRICS		3	2	40%	5
COMPLETE FAMILY CARE, LLC/UNIVERSITY OF SAINT MARY		5			5
INDIAN RIVER PRIMARY CARE PA		5			5
CVS SC5479POCT INDIAN LAND		5			5
PATIENT FIRST - LEESBURG			5	100%	5
QUALITY MEDICAL CARE			5	100%	5
BIOTECH CLINICAL LABORATORY			5	100%	5
CITY OF WEST PALM BEACH EMPLOYEE & FAMILY HEALTH		5			5
RURAL HEALTH CARE INC			5	100%	5
Life Care Center of Estero			5	100%	5
CVS PA1296POCT DREXEL HILL		4	1	20%	5
RUSH UNIVERSITY MEDICAL CENTER LABORATORY			5	100%	5
PEDIATRICS OF CENTRAL FLORIDA - POINCIANA		3	2	40%	5
COLUMBIA MEMORIAL HOSPITAL LABORATORY		5			5
STATEN ISLAND CHAI CARE		5			5
CENTRAL JERSEY URGENT CARE		5			5
EGL GENETICS DIAGNOSTICS			5	100%	5
ST BARNABAS HOSPITAL		5			5
HEWLETT URGENT CARE, PLLC		5			5
EAST CENTRAL FLORIDA OUT PATIENT IMAGING			5	100%	5
CHAMPLAIN VALLEY PHYSICIANS HOSPITAL		3	2	40%	5
ST JOSEPHS HOSP OF ATLANTA/CLINIC LAB		4	1	20%	5
UCF STUDENT HEALTH SERVICES LABORATORY		2	3	60%	5
PM PEDIATRICS OF SELDEN		3	2	40%	5
CVS OH3080POCT HUBER HEIGHTS		5			5
MEDEXPRESS URGENT CARE - MBURG COMMONS		5			5
MD ANDERSON CANCER CENTER DI BAY AREA			5	100%	5
Kroger 449 - The Little Clinic Mountain Park		4	1	20%	5
CLINICAL CARE INC			5	100%	5
DIAMOND SPEEDWAY DIALYSIS		1	4	80%	5
CVS MINUTE CLINIC DIAGNOSTIC OF KANSAS, PA		5			5
SAFETY HARBOR SENIOR LIVING			5	100%	5
ADVENTHEALTH CAR CENTER APOPKA			5	100%	5
XRL SXF REF LAB		5			5
Army Residence Community		5			5
CVS TX2263POCT SAN ANTONIO		5			5
NASSAU UNIVERSITY MEDICAL CENTER DEPT		4	1	20%	5
INDIANA STATE DEPARTMENT OF HEALTH LABORATORIES			5	100%	5
CVS NY549POCT RIDGEWOOD		3	2	40%	5

# COVID-19: testing by laboratory

Data through Mar 25, 2021 verified as of Mar 26, 2021 at 09:25 AM

Data in this report are provisional and subject to change.

The numbers in the table below represent the number of Florida and non-Florida residents for whom test results were received by the Department of Health. A person can be tested by more than one laboratory and can have both positive and negative results. **Therefore, the sum of the numbers in each column will be larger than the total number of people tested.**

Reporting lab	Inconclusive	Negative	Positive	Percent positive	Total
FLORIDA PRIMARY & SPECIALTY CARE		5			5
WESTMINSTER SHORES			5	100%	5
LAFAYETTE NURSING AND REHAB			5	100%	5
WALGREENS_COCONUT CREEK		5			5
NORTH DADE NURSING AND REHABILITATION CENTER			5	100%	5
CARL R DARNALL ARMY MEDICAL CENTER			5	100%	5
ELITE CARE			5	100%	5
DOMINICAN COLLEGE STUDENT HEALTH CENTE		5			5
CVS GA2841POCT LAWRENCEVILLE		5			5
STEUBEN COUNTY PUBLIC HEALTH		5			5
LAKE MARY HEALTH AND REHABILITATION CENTER		1	4	80%	5
SANTOS REHABILITATION CENTER INC			5	100%	5
FRESENIUS KIDNEY CARE SOUTH ORLANDO			5	100%	5
PAUL GRECO MD CONCIERGE MEDICAL SERVICES PL		5			5
OMNICARE PHARMACY OFTEXAS 1, LP DBA OMNICARE		5			5
LAKE COUNTY DETENTION CENTER		3	2	40%	5
Robert Wood Johnson University Hospital		4	1	20%	5
MEDEXPRESS URGENT CARE PORT HURON		4	1	20%	5
MD NOW MEDICAL CENTER INC			5	100%	5
HAWTHORNE HEALTH AND REHABILITATION			5	100%	5
MASSASHUSETTS STATE LAB INSTITUTE		2	3	60%	5
COMPUNET CLINICAL LAB			5	100%	5
MEDEXPRESS URGENT CARE - WEIRTON		5			5
ABSOLUTE HEALTH		5			5
MEDEXPRESS URGENT CARE-MUNCIE		5			5
SOUTH BEND MEDICAL FOUNDATION			5	100%	5
WEST PACIFIC MEDICAL LABORATORY			5	100%	5
MY WELLNESS EXPRESS			5	100%	5
CVS TN7698POCT KNOXVILLE		5			5
FLAGLER HEALTH SERVICES INC			5	100%	5
ENT AND ALLERGY ASSOCIATES OF FLORIDA, LLC			5	100%	5
MINUTECLINIC, LLC #1452		5			5
APOLLO GARDENS RETIREMENT RESIDENCE CARE		5			5
OURMED		4	1	20%	5
LPG PEDIATRICS AT CAPE CORAL		5			5
AUGUSTA HEALTH			5	100%	5
MINUTE CLINIC DIAGNOSTIC OF VIRGINIA, LLC #7543		5			5
MINNESOTA DEPARTMENT OF HEALTH PUBLIC HEALTH LABORATORY DIVISION	1		4	80%	5
VILLAGES HEALTH, THE		4	1	20%	5
NELSON BIOLOGICAL			5	100%	5
URGENT CARE OF ERWIN		5			5
BAYSHORE LABORATORY		4	1	20%	5
PRINCIPLE HOSPICE SERVICE, LLC			5	100%	5
OCHSNER MEDICAL CENTER			5	100%	5
COOPER HOSPITAL/UNIVERSITY MEDICAL		5			5
MINUTECLINIC # 21110		3	2	40%	5

# COVID-19: testing by laboratory

Data through Mar 25, 2021 verified as of Mar 26, 2021 at 09:25 AM

Data in this report are provisional and subject to change.

The numbers in the table below represent the number of Florida and non-Florida residents for whom test results were received by the Department of Health. A person can be tested by more than one laboratory and can have both positive and negative results. **Therefore, the sum of the numbers in each column will be larger than the total number of people tested.**

Reporting lab	Inconclusive	Negative	Positive	Percent positive	Total
PUTNAM HOSPITAL CENTER LABORATORY		5			5
FLORIDA CLINICAL LABORATORY - BIOREFERENCE LABORATORIES		2	3	60%	5
ORLANDO FAMILY PHYSICIANS INC		1	4	80%	5
MINUTECLINIC MINUTECLINIC #921		5			5
TANNER MEDICAL CENTER EAST AL		5			5
MCR HEALTH LAWTON CHILES ADMINISTRATION STE A		1	4	80%	5
CVS TX5877POCT PEARLAND		5			5
BROOKDALE NEW PORT RICHEY			5	100%	5
MOUNT SINAI BROOKLYN LABORATORY		4	1	20%	5
BAPTIST HEALTH - TOWN CENTER			5	100%	5
TESTD			5	100%	5
CVS TX7821POCT LEAGUE CITY		5			5
SCOTTS PHARMACY		5			5
LAKEVIEW HEALTHCARE SYSTEM LLC			5	100%	5
URGENT MED INC		3	2	40%	5
SUTTER TRACY COMMUNITY HOSPITAL			5	100%	5
CELERION			5	100%	5
CYPRESS CREEK MEDICAL CENTER			5	100%	5
FINLAY		1	4	80%	5
UNIVERSITY OF MIAMI / SCCC RESEARCH LABORATORY			5	100%	5
NOVANT HEALTH UVA		2	3	60%	5
ADVICE FOR OPTIMAL WELLNESS		2	3	60%	5
MINUTECLINIC 7196		4	1	20%	5
SIGNATURE URGENT CARE			5	100%	5
SLOPESIDE LABS AND TESTING, LLC - THE HIDEOUT AT BUTTERMILK MOUNTAIN		5			5
PELICAN LANDING		1	4	80%	5
OCCMED SOLUTIONS		2	3	60%	5
MINUTECLINIC DIAGNOSTICS OF IND LLC		2	3	60%	5
CVS HEALTH, #1994		4	1	20%	5
FLORIDA PRIMARY CARE AND SPORTS MEDICINE INC		2	3	60%	5
BLUETAIL MEDICAL GROUP, LLC		4	1	20%	5
PIEDMONT ATHENS REGIONAL MEDICAL		4	1	20%	5
KIDS CARE PEDIATRICS PA			5	100%	5
CVS NV408817POCT LAS VEGAS		1	4	80%	5
COMMONS AT ORLANDO LUTHERAN TOWERS SNF			5	100%	5
LEHIGH REGIONAL MEDICAL CENTER LABORATORY		3	2	40%	5
PARADIGM LABORATORIES			5	100%	5
MANATEE COUNTY JAIL		4	1	20%	5
HERNANDO PASCO HOSPICE INC		4	1	20%	5
BAPTIST HOSPITAL EMPLOYEE HEALTH OFF			5	100%	5
RELIANT IMMUNE DIAGNOSTICS			5	100%	5
MID - FLORIDA PATHOLOGY LLC		1	4	80%	5
MINUTECLINIC DIAGNOSTIC OF OHIO #6147		4	1	20%	5
HILLSBOROUGH COUNTY HEALTH DEPARTMENT			5	100%	5
LPG COCONUT POINT - FAMILY/ INTERNAL MEDICINE		5			5
UNIVERISTY OF MEMPHIS ATHLETIC TRAINI		5			5

# COVID-19: testing by laboratory

Data through Mar 25, 2021 verified as of Mar 26, 2021 at 09:25 AM

Data in this report are provisional and subject to change.

The numbers in the table below represent the number of Florida and non-Florida residents for whom test results were received by the Department of Health. A person can be tested by more than one laboratory and can have both positive and negative results. **Therefore, the sum of the numbers in each column will be larger than the total number of people tested.**

Reporting lab	Inconclusive	Negative	Positive	Percent positive	Total
FLORIDA DEPARTMENT OF HEALTH - INVERNESS		3	2	40%	5
MORGAN STANLEY HEALTH CENTER		5			5
BIOREFERENCE LABORATORIES			5	100%	5
PINECREST PEDIATRICS GROUP LLC			5	100%	5
MINUTE CLINIC, LLC #1434		5			5
PRECISION LABS LLC		2	3	60%	5
FLORIDA HOSPITAL LAKE MARY		5			5
MEDEXPRESS URGENT CARE MURRYSVILLE		3	2	40%	5
OHSU MOLECULAR MICROBIOLOGY LAB		4	1	20%	5
CVS GA3766POCT DACULA		3	2	40%	5
UF HEALTH PATHOLOGY LABORATORIES			5	100%	5
CVS IN6713POCT BLOOMINGTON		5			5
QUINTON MEMORIAL HEALTH CARE CENTER		5			5
CVS NV2928POCT LAS VEGAS		5			5
NOVADX		2	3	60%	5
GULF COAST VETERANS HCS PANAMA CITY OPC		5			5
FHPG FAMILY MEDICAL CENTER OF TAMPA BAY		1	4	80%	5
CFP PHYSICIANS GROUP			5	100%	5
INFECTION CONTROL/ EMPHEALTH		3	2	40%	5
OHIO DEPARTMENT OF HEALTH			5	100%	5
CVS SC1540POCT MYRTLE BEACH		4	1	20%	5
MEDEXPRESS URGENT CARE - WILLIAMSPORT		4	1	20%	5
THE CLINIC OF PEDIATRICS & GI MEDICINE, INC			5	100%	5
MINUTECLINIC, LLC #7139		5			5
AEGIS MEDICAL GROUP, LLC		5			5
CVS AZ10150POCT PHOENIX		4	1	20%	5
CVS OH10893POCT PARMA		2	3	60%	5
MINUTECLINIC, LLC #1431		4	1	20%	5
HENDRY REGIONAL CONVENIENT CARE CENTER			5	100%	5
MINUTECLINIC DIAGNOSTIC OF SC, LLC #4		5			5
URGENT CARE COASTAL GA			5	100%	5
CAREHERE LCS- EUSTIS			5	100%	5
WATERTOWN URGENT CARE PLLC		5			5
FRANCES WARDE MEDICAL LABORATORY		2	3	60%	5
ALLIANCE FOR MULTISPECIALTY RESEARCH		5			5
BEECHTREE MOLECULAR LAB LLC			5	100%	5
MEDEXPRESS URGENT CARE - LOGAN		5			5
MIZELL MEMORIAL HOSPITAL			5	100%	5
ST JOHNS BIOMEDICAL LAB		5			5
COPELAND MEDICAL CLINIC		3	2	40%	5
MINUTE CLINIC DIAGNOSTIC OF VIRGINIA, LLC #1905		5			5
CVS IL8751POCT CHICAGO		5			5
QUEST DIAGNOSTICS PSC		1	4	80%	5
JOSEF SCHENKER, MD, PC		5			5
ALPHADERA LABS, LLC			5	100%	5
LAKE NONA PEDIATRICS IN ASSOCIATION WITH NEMOURS		5			5

# COVID-19: testing by laboratory

Data through Mar 25, 2021 verified as of Mar 26, 2021 at 09:25 AM

Data in this report are provisional and subject to change.

The numbers in the table below represent the number of Florida and non-Florida residents for whom test results were received by the Department of Health. A person can be tested by more than one laboratory and can have both positive and negative results. **Therefore, the sum of the numbers in each column will be larger than the total number of people tested.**

Reporting lab	Inconclusive	Negative	Positive	Percent positive	Total
Kroger 099 - The Little Clinic Fort Collins		5			5
ARC POINT LABS OF AUSTIN NORTH			5	100%	5
FORSYTH HOUSE			5	100%	5
Walker BaptistMedCtr		4	1	20%	5
SOUTHERN OCEAN MEDICAL CENTER		5			5
THE RETREAT AT PORT ORANGE			5	100%	5
MEDEXPRESS URGENT CARE FOX CHAPEL		5			5
RHEA MEDICAL CENTER		5			5
NEMOURS CHILDREN'S URGENT CARE			5	100%	5
SCIENCE CARE			5	100%	5
JUPITER ISLAND MEDICAL CLINIC INC		5			5
DOCS URGENT CARE		1	4	80%	5
CVS NC2313POCT RALEIGH		4	1	20%	5
CVS MA1852POCT MEDWAY		5			5
OPTUMCARE FLORIDA, LLC		3	2	40%	5
THE UNIVERSITY OF VERMONT MEDICAL CENTER		4	1	20%	5
AHC Decatur County		5			5
DEPARTMENT OF HEALTH AND HUMAN SERVICES LANSING			5	100%	5
GREENVILLE MEMORIAL HOSPITAL LAB			5	100%	5
PIEDMONT HOSPITAL LAB			5	100%	5
PEDIATRICS OF ALTAMONTE		5			5
ADVANCED URGENT CARE OF MARATHON		1	4	80%	5
EAST BANK HOSPITAL - UNIVERSITY OF MINNESOTA MEDICAL CENTER			5	100%	5
MINUTECLINIC DIAGNOSTIC OF RHODE ISLAND		5			5
DAVENPORT PEDIATRICS PA		1	4	80%	5
MEDEXPRESS URGENT CARE SHADYSIDE		4	1	20%	5
VEIL VALLEY MEDICAL CENTER			5	100%	5
MEDEXPRESS URGENT CARE - BECKLEY CROSS		4	1	20%	5
WEST DADE PEDIATRICS			5	100%	5
CVS NC3853POCT BURLINGTON		4	1	20%	5
SEASIDE MANOR			5	100%	5
MEDICAL CENTER OF BLOUNTSTOWN			5	100%	5
HELIX KH UC			5	100%	5
CVS MA2172POCT NORTH GRAFTON		5			5
LABCORP UNSPECIFIED		5			5
MINUTECLINIC, LLC #09202		4	1	20%	5
TALLAHASSEE MEMORIAL HEALTHCARE			5	100%	5
PALM BEACH CANCER INSTITUTE			4	100%	4
FCHC (OB)-DARWIN SQUARE CTR.			4	100%	4
FLORENCE - HUNTSVILLE HOSPITAL URGENT CARE		3	1	25%	4
CVS CT718POCT ANSONIA		4			4
OPTUM OF RED ROAD		4			4
LOUISIANA DEPT. OF HEALTH AND HOSPITALS-INFECTIOUS DISEASE EPI SECTION			4	100%	4
MINUTECLINIC #2797		4			4
CORIZON HEALTH INC			4	100%	4
RML PHARMACY PC		4			4



# COVID-19: testing by laboratory

Data through Mar 25, 2021 verified as of Mar 26, 2021 at 09:25 AM

Data in this report are provisional and subject to change.

The numbers in the table below represent the number of Florida and non-Florida residents for whom test results were received by the Department of Health. A person can be tested by more than one laboratory and can have both positive and negative results. **Therefore, the sum of the numbers in each column will be larger than the total number of people tested.**

Reporting lab	Inconclusive	Negative	Positive	Percent positive	Total
PORT ORANGE NURSING & REHAB			4	100%	4
DISCOVERY VILLAGE AT DEERWOOD			4	100%	4
MEDEXPRESS URGENT CARE - MOUNTAIN HOME		3	1	25%	4
DTR LABS		3	1	25%	4
COVENIENT CARE MEDICAL CLINIC			4	100%	4
Kroger 124 - The Little Clinic University		3	1	25%	4
APOKA FAMILY HEALTH CENTER		3	1	25%	4
PRINCETON BMC LABORATORY		4			4
PANCARE HEALTH - PONCE DE LEON			4	100%	4
MD NOW URGENT CARE - DELRAY WEST			4	100%	4
SHARP MEMORIAL HOSPITAL MICROBIOLOGY DEPT			4	100%	4
PARADISE VILLA ALF INCORPORATED		4			4
PDL PHARMACY CORP			4	100%	4
UNION CITY MANOR NURSING CENTER		4			4
USCG SECTOR ST PETE		1	3	75%	4
MINUTECLINIC OF NEVADA-2955 S FT APACH		4			4
CVS NJ836POCT RUNNEMEDE		4			4
BETHPAGE EXTENDED HOURS CENTER		4			4
MINUTECLINIC DIAG OF IND LLC #6840		4			4
SKYLINE UROLOGY		4			4
KENTUCKY CABINET FOR HEALTH AND FAMILY SERVICES			4	100%	4
DEACONESS HOSPITAL			4	100%	4
ADVENTHEALTH MEDICAL GROUP PEDIATRICS		1	3	75%	4
FLORIDA CANCER SPECIALISTS AND RESEARCH		2	2	50%	4
CVS PA258POCT MCKEES ROCKS		4			4
CENTRAL FLORIDA INTERNAL OCCUPATIONAL AND		4			4
MEDEXPRESS URGENT CARE-SCOTT TOWNSHIP		3	1	25%	4
LIFE CARE HOME HEALTH SERVICES LLC		1	3	75%	4
CVS IN3975POCT JEFFERSONVILLE		2	2	50%	4
SOUTHWESTERN REGIONAL MEDICAL CENTER - TULSA		4			4
HAMPTON ALF AT 24TH ROAD LLC			4	100%	4
CVS MA394POCT SEEKONK		4			4
UNIVERSITY OF WASHINGTON MEDICAL CENTER (UWMC) EMERGENCY DEPT.			4	100%	4
HEALTHCARE NETWORK OF SOUTHWEST FLORIDA			4	100%	4
MEDEXPRESS URGENT CARE LAVALE		4			4
NOT GIVEN		1	3	75%	4
HELIX DIAGNOSTIX		1	3	75%	4
MEDEXPRESS - NEWARK		4			4
H/L of West Ashley Rehabilitation and Nursing Center		4			4
CONSULATE HEATH CARE AT WEST ALTAMONTE			4	100%	4
SANFORD SOUTH UNIVERSITY		4			4
CVS AZ9210POCT SCOTTSDALE		4			4
MARSHFIELD LABORATORIES			4	100%	4
HEALTHQUEST, INC		3	1	25%	4
INFINITI LABS INC			4	100%	4
PRIMECARE		2	2	50%	4

# COVID-19: testing by laboratory

Data through Mar 25, 2021 verified as of Mar 26, 2021 at 09:25 AM

Data in this report are provisional and subject to change.

The numbers in the table below represent the number of Florida and non-Florida residents for whom test results were received by the Department of Health. A person can be tested by more than one laboratory and can have both positive and negative results. **Therefore, the sum of the numbers in each column will be larger than the total number of people tested.**

Reporting lab	Inconclusive	Negative	Positive	Percent positive	Total
RIVER CITY MEDICAL ASSOCIATES INC			4	100%	4
MEDEXPRESS URGENT CARE - WAXAHACHIE, N HIGHWAY 77		2	2	50%	4
FLORIDA MEDICAL ASSOCIATES LLC			4	100%	4
Health Care Center of Jacksonville			4	100%	4
CVS MA594POCT FALMOUTH		4			4
CVS MA1845POCT WILMINGTON		3	1	25%	4
Kroger 895 - The Little Clinic Green Hills		4			4
EAST SIDE CLINICAL LABORATORY		3	1	25%	4
EXPRESS TESTING-ONE			4	100%	4
ACCENT PHYSICIAN SPECIALISTS PA		4			4
Metro West Nursing and Rehab			4	100%	4
MEDEXPRESS URGENT CARE-PASADENA		4			4
MINUTE CLINIC #8979		4			4
BARTON MEMORIAL HOSPITAL		3	1	25%	4
COMPREHENSIVE CLINICAL RESEARCH, LLC			4	100%	4
OWL NOW URGENT CARE			4	100%	4
NORTHSIDE GWINNETT HOSPITAL		3	1	25%	4
ADVANCED URGENT CARE LLC		1	3	75%	4
PEACEHEALTH LABORATORIES		3	1	25%	4
Marian Manor, Inc		4			4
FISHERMEN'S HOSPITAL			4	100%	4
CLINICAL ASSOCIATES OF ORLANDO LLC		4			4
CVS NC3803POCT MOORESVILLE		4			4
REELFOOT FAMILY WALK IN CLINIC		3	1	25%	4
CELEBRATION PEDIATRICS			4	100%	4
TMH PHYSICIAN PARTNERS SOUTHWOOD		1	3	75%	4
MEDEXPRESS - NEW CASTLE, DUPONT HWY		4			4
SIGNATURE CARE EMERGENCY CENTER		2	2	50%	4
Bethany Health and Rehab		4			4
DIAGNOSTIC & MEDICAL SPECIALISTS OF GREENWICH		2	2	50%	4
CARENOW URGENT CARE - WINTER SPRINGS		3	1	25%	4
CVS OH3393POCT AURORA		3	1	25%	4
Kroger 959 - The Little Clinic Carmel		4			4
MINUTE CLINIC DIAGNOSTIC OF VIRGINIA, LLC #6292		3	1	25%	4
BELLIN HEALTH LAB		1	3	75%	4
EXTENDICARE HEALTH & REHAB CENTER		4			4
COMMUNITY HEALTH CENTER OF WEST PALM BEACH			4	100%	4
CVS PA1193POCT JENKINTOWN		4			4
LUVERNE HEALTH AND REHABILITATION		4			4
PREMIER PEDIATRICS		1	3	75%	4
HAVEN CUSTEAD CARE CENTER		1	3	75%	4
MEDICAL CENTER ENTERPRISE			4	100%	4
MEDEXPRESS URGENT CARE- FORT WORTH N T		4			4
MEDEXPRESS URGENT CARE, LANCASTER WEST		2	2	50%	4
UNIVERSITY OF MIAMI STUDENT HEALTH SERVICE			4	100%	4
SOUTH FLORIDA RESEARCH ORGANIZATION			4	100%	4

# COVID-19: testing by laboratory

Data through Mar 25, 2021 verified as of Mar 26, 2021 at 09:25 AM

Data in this report are provisional and subject to change.

The numbers in the table below represent the number of Florida and non-Florida residents for whom test results were received by the Department of Health. A person can be tested by more than one laboratory and can have both positive and negative results. **Therefore, the sum of the numbers in each column will be larger than the total number of people tested.**

Reporting lab	Inconclusive	Negative	Positive	Percent positive	Total
WYOMING PUBLIC HEALTH LAB			4	100%	4
MEDFIRST URGENT CARE			4	100%	4
ENCOMPASS HOME HEALTH		4			4
CVS SC4122POCT TAYLORS		4			4
ST PETE DIRECT PRIMARY CARE		2	2	50%	4
MEDEXPRESS URGENT CARE - SUMMERSVILLE, WEBSTER RD		4			4
HENDRY/GLADES COUNTY HEALTH DEPARTMENT		3	1	25%	4
WESLEY CHAPEL INTERNAL MEDICINE AND PEDIATRICS			4	100%	4
JOHNNIE RUTH CLARKE LAB			4	100%	4
MICHIGAN HEALTH CLINIC LABORATORIES		3	1	25%	4
PANCARE HEALTH YOUNGSTOWN			4	100%	4
Westminster Manor		3	1	25%	4
TRIDENT BIOMETRICS		3	1	25%	4
PHYSICIANS IMMEDIATE CARE AURORA			4	100%	4
CVS TX7288POCT DALLAS		4			4
MEDICAL UNIVERSITY SC HOSPITAL			4	100%	4
CVS MA2297677CV BOSTON		4			4
L3HARRIS FAMILY MEDICAL CENTER			4	100%	4
VITAL CARE URGENT CARE			4	100%	4
ADVENT HEALTH - TUSKAWILLA		4			4
CIMA MEDICAL CENTER		3	1	25%	4
CVS MO5655POCT LIBERTY		1	3	75%	4
MED EXPRESS URGENT CARE PC - MARYLAND		3	1	25%	4
MEDICINE SHOPPE #1306 THE		3	1	25%	4
MEDEXPRESS URGENT CARE - LEDGEWOOD		3	1	25%	4
JFK INTERNAL MEDICINE FACULTY PRACTICE		2	2	50%	4
MINUTECLINIC DIAG OF IND, LLC #6910		4			4
ARCPPOINT LABS OF FORT LAUDERDALE, FL CENTRAL		1	3	75%	4
CVS PA10034POCT PITTSBURGH		4			4
TAPESTRY TALLAHASSEE WALDEN		4			4
Willowbrooke Court at Country House		4			4
DEPARTMENT OF HEALTH/ NEW YORK			4	100%	4
CLINICAL CARE CENTER, INC			4	100%	4
MEDEXPRESS URGENT CARE- ALLISON PARK		2	2	50%	4
MINUTECLINIC DIAGNOSTIC MED GRP OF ORA		3	1	25%	4
PRESBYTERIAN FAMILY HEALTHCARE-KASEMAN		4			4
ELIZABETH CITY HEALTH & REHABILITATION		4			4
MEDEXPRESS URGENT CARE - KOKOMO		4			4
MEDEXPRESS URGENT CARE HUNTINGTON		4			4
GERALD CHAMPION REGIONAL MEDICAL CENTE		4			4
ASCENSION ST VINCENT'S MEDICAL CENTER		3	1	25%	4
ALVARO J DANGOND MD PA		4			4
INHEALTH LIFE SCIENCES			4	100%	4
AIREVAC INTERNATIONAL		4			4
CAPTAIN JAMES A. LOVELL FEDERAL HEALTHCARE CENTER			4	100%	4
BIOTEST PLASMA CENTER		4			4

# COVID-19: testing by laboratory

Data through Mar 25, 2021 verified as of Mar 26, 2021 at 09:25 AM

Data in this report are provisional and subject to change.

The numbers in the table below represent the number of Florida and non-Florida residents for whom test results were received by the Department of Health. A person can be tested by more than one laboratory and can have both positive and negative results. **Therefore, the sum of the numbers in each column will be larger than the total number of people tested.**

Reporting lab	Inconclusive	Negative	Positive	Percent positive	Total
COLONIAL MEDICAL CENTER-EAST ORLANDO			4	100%	4
STONE CLINICAL LABORATORIES OF FL LLC		4			4
CVS OH2518POCT COLUMBUS		3	1	25%	4
ADVENTHEALTH MEDICALGROUP PEDIATRICS AT ORLANDO		4			4
IVY CREEK URGENT CARE OF ENTERPRISE			4	100%	4
ADVENTHEALTH MEDICAL GROUP COMMUNITY MEDICINE		3	1	25%	4
MINUTECLINIC DIAGNOSTIC OF PENNSYLVAN		3	1	25%	4
Heartland of Boynton Beach			4	100%	4
INTERMARKET FACILITY			4	100%	4
CVS IN7653POCT EVANSVILLE		3	1	25%	4
MEDEXPRESS URGENT CARE - SOMERSET TOWNSHIP		4			4
CORTLAND REGIONAL MEDICAL CENTER		4			4
Park Ridge Nursing Center		3	1	25%	4
MD ANDERSON			4	100%	4
NIBHA MEDIRATTA MD PL			4	100%	4
DEPARTMENT OF PATHOLOGY ROME MEMORIAL		3	1	25%	4
Calusa Harbour			4	100%	4
IMA MEDICAL CENTER OF OVIEDO			4	100%	4
INTRACOASTAL LABS INC		4			4
BAYLOR ESOTERIC AND MOLECULAR LAB			4	100%	4
MINUTECLINIC DIAG OF IND, LLC #10190		4			4
LIFEHOPE LABS			4	100%	4
CVS TX10140POCT THE WOODLANDS		4			4
CVS IN5696POCT FORT WAYNE		4			4
HCR ManorCare Greentree		4			4
COMMUNITY PHYSICIANS OF NORTH PORT PA			4	100%	4
ManorCare Health Services Camp Hill		4			4
MINUTECLINIC DIAG OF IND, LLC #6553		4			4
CVS NC5532POCT SUMMERFIELD		4			4
LATCHER LABORATORY OF A O FOX MEMORIAL		2	2	50%	4
PM PEDIATRICS OF SELDEN PLLC		4			4
RELIANT ACUTE CARE			4	100%	4
MINNESOTA DEPARTMENT OF HEALTH LABORATORY	1		3	75%	4
SOUTHLAND SUITES OF LAKELAND			4	100%	4
WE CARE - CARNIVAL CRUISELINE		4			4
FLORIDA HEALTH CARE PLANS STIRLING CENTER			4	100%	4
HARBOUR ISLAND PEDIATRICS LLC			4	100%	4
SOUTH FLORIDA PEDIATRIC PARTNERS			4	100%	4
MERCY URGENT CARE			4	100%	4
Crowne Health Care of Montgomery		4			4
MIAMI COMMUNITY HEALTH CENTER INC		1	3	75%	4
UNIVERISTY OF MIAMI			4	100%	4
AHC of Mckenzie		4			4
AFFINITY URGENT CARE			4	100%	4
LAKESIDE HOSPITAL BELLE GLADE			4	100%	4
CONSOLIDATED LABORATORY SERVICES			4	100%	4

# COVID-19: testing by laboratory

Data through Mar 25, 2021 verified as of Mar 26, 2021 at 09:25 AM

Data in this report are provisional and subject to change.

The numbers in the table below represent the number of Florida and non-Florida residents for whom test results were received by the Department of Health. A person can be tested by more than one laboratory and can have both positive and negative results. **Therefore, the sum of the numbers in each column will be larger than the total number of people tested.**

Reporting lab	Inconclusive	Negative	Positive	Percent positive	Total
REHABILITATION CENTER OF WINTER PARK,THE			4	100%	4
WOMEN'S CARE FLORIDA, LLC		4			4
CHIEFLAND MEDICAL CENTER LLC			4	100%	4
PHYSICIANS QUALITY CARE			4	100%	4
FAMILY MEDICINE AT WATERMAN		4			4
MEDEXPRESS - WILMINGTON CONCORD PIKE		3	1	25%	4
OKLAHOMA STATE UNIVERSITY DIAGNOSTIC LAB			4	100%	4
LEON MEDICAL CENTERS, LLC			4	100%	4
MINUTECLINIC DIAG OF IND, LLC #6472		4			4
HARBORCHASE OF VILLAGES CROSSING			4	100%	4
MEDEXPRESS URGENT CARE - WEST ST PAUL, ROBERT ST S		3	1	25%	4
FLORIDA HEART AND VASCULAR			4	100%	4
BUCKINGHAM PLACE ALF		4			4
FLORIDA MEDICAL CLINIC -INTERNAL MED DADE CITY			4	100%	4
BROOKDALE WEST BOYNTON BEACH		4			4
MINUTECLINIC, LLC, DBA MINUTECLINIC #4		4			4
REMEDY URGENT CLINIC		2	2	50%	4
CAREWELL URGENT CARE			4	100%	4
MAILBOX DIAGNOSTICS		2	2	50%	4
MONROE COUNTY DEPT OF PUBLIC HEALTH ST		4			4
GASTROENTEROLOGY ASSOC OF PENSACOLA, PA		2	2	50%	4
Millennium Nursing & Rehab Center		4			4
MEADOWS AT CYPRESS GARDENS, THE		3	1	25%	4
CVS PHARMACY			4	100%	4
FLORIDA HOSPITAL ALTAMONTE		2	2	50%	4
CVS SC2269POCT COLUMBIA		3	1	25%	4
ORANGE COUNTY HEALTH DEPARTMENT		2	2	50%	4
NEMOURS CHILDREN'S CLINIC			4	100%	4
MAINE DEPARTMENT OF HEALTH AND HUMAN SERVICES			4	100%	4
CELAL GUROL ERBAY, MD			4	100%	4
PILGRIM PHARMACY INC		4			4
MINUTECLINIC DIAGNOSTIC MED GRP OF SAN		3	1	25%	4
DEPARTMENT OF HEALTH AND HUMAN SERVICES		2	2	50%	4
EPI			4	100%	4
MEDEXPRESS URGENT CARE - TULSA, S YALE AVE		4			4
IMIC INC RESEARCH			4	100%	4
CENTERPLACE HEALTH, INC			4	100%	4
CVS NJ862POCT MARLBORO		4			4
ST. MARY'S HOSPITAL			4	100%	4
GAINESVILLE PEDIATRIC ASSOCIATES		1	3	75%	4
MEDEXPRESS URGENT CARE - MARKHAM STREE		3	1	25%	4
ManorCare Rehabilitation Center- Decatur		4			4
CHIPOLA QUICK CARE		1	3	75%	4
CVS MD1515POCT LEONARDTOWN		3	1	25%	4
GENEVA GENERAL HOSPITAL LABORATORY		3	1	25%	4
PARKWAY DRUGS OF ONEIDA COUNTY NORTH I		3	1	25%	4

# COVID-19: testing by laboratory

Data through Mar 25, 2021 verified as of Mar 26, 2021 at 09:25 AM

Data in this report are provisional and subject to change.

The numbers in the table below represent the number of Florida and non-Florida residents for whom test results were received by the Department of Health. A person can be tested by more than one laboratory and can have both positive and negative results. **Therefore, the sum of the numbers in each column will be larger than the total number of people tested.**

Reporting lab	Inconclusive	Negative	Positive	Percent positive	Total
Kroger 186 - The Little Clinic Holiday Manor		3	1	25%	4
REGIONAL MEDICAL LAB			4	100%	4
SOUTHEASTERN REGIONAL MEDICAL CENTER			4	100%	4
Kroger 339 - The Little Clinic Highlands - Bardstown Road		4			4
DACH MAIN LAB			4	100%	4
CVS MN6811POCT PLYMOUTH		4			4
PATIENT FIRST - ALLENTOWN			4	100%	4
BAYCARE MEDICAL GROUP, INC		4			4
CULLMAN REGIONAL MEDICAL CENTER		3	1	25%	4
BLOOMIN BRANDS WELLNESS CENTER		3	1	25%	4
CVS IL8747POCT CHICAGO		4			4
UF HEALTH PATHOLOGY LABORATORIES			4	100%	4
MINUTECLINIC DIAG OF IND LLC #1367		4			4
UNIVERSITY OF MICHIGAN		2	2	50%	4
WINCHESTER MEDICAL CENTER			4	100%	4
MINUTECLINIC DIAGNOSTIC OF MICHIGAN, P		4			4
Mill Valley Care Center		4			4
SONIC REFERENCE LABORATORY			4	100%	4
AURORA BAYCARE UROLOGY			4	100%	4
CVS MO10053POCT SAINT PETERS		4			4
TARPON SPRINGS PEDIATRICS, LLC			4	100%	4
OVIEDO CHILDRENS HEALTH CENTER LLC		1	3	75%	4
Grace Rehabilitation of Vero Beach		4			4
ELITE MEDICAL CENTER			4	100%	4
OMNICARE PHARMACY OF TEXAS 1		4			4
MINUTE-CLINIC DIAGNOSTIC OF VIRGINIA, LLC #3949		4			4
LAKE FOREST PARK OP CO LLC		4			4
CAPITAL HEALTH LABORATORY INC			4	100%	4
TRUE HEALTH- HOFFNER		3	1	25%	4
MINUTECLINIC DIAGNOSTIC OF VIRGINIA, LLC		4			4
Lakeside Oaks Care Center			4	100%	4
INDUSTRY LAB DIAGNOSTIC PARTNERS			4	100%	4
Kroger 752 - The Little Clinic Central Station		3	1	25%	4
MARK HOANG MD PA			4	100%	4
ASCENDI HOME HEALTH AGENCY INC			4	100%	4
MEDEXPRESS URGENT CARE, FAIRMONT		4			4
THE OASIS ALF		4			4
DERMATOLOGY SPECIALISTS OF FL - DR. JON WARD			4	100%	4
JOINT AMBULATORY CARE CENTER		4			4
Kroger 125 - The Little Clinic Castle Rock		3	1	25%	4
WILLIAM A HINTON STATE LABORATORY INSTITUTE		1	3	75%	4
CVS MA507POCT LEOMINSTER		3	1	25%	4
ACCESS RECOVERY SOLUTIONS LLC			4	100%	4
MINUTECLINIC DIAG OF IND, LLC #6648		3	1	25%	4
NORTH OKALOOSA CLINIC CORP		1	3	75%	4
CRESTAR LABS		2	2	50%	4

# COVID-19: testing by laboratory

Data through Mar 25, 2021 verified as of Mar 26, 2021 at 09:25 AM

Data in this report are provisional and subject to change.

The numbers in the table below represent the number of Florida and non-Florida residents for whom test results were received by the Department of Health. A person can be tested by more than one laboratory and can have both positive and negative results. **Therefore, the sum of the numbers in each column will be larger than the total number of people tested.**

Reporting lab	Inconclusive	Negative	Positive	Percent positive	Total
SUMNER REGIONAL MEDICAL CENTER		3	1	25%	4
ADVENTHEALTH NEW SMYRNA BEACH COMMUNITY HEALTH			4	100%	4
Loretto Health and Rehabilitation Center		4			4
HUNT CLUB MEDICAL CARE			4	100%	4
WELLMED AT FORT PIERCE		2	2	50%	4
PINELLAS POINT NURSING AND REHAB			4	100%	4
CVS TX8387POCT AUSTIN		4			4
CAREWELL 202			4	100%	4
MINUTECLINIC, LLC #5707		4			4
SunTerrace Health Care Center		3	1	25%	4
VIDANT MEDICAL CENTER			4	100%	4
HEART OF FLORIDA HEALTH CENTER INC		1	3	75%	4
DASCENA LABORATORY			4	100%	4
CLINICAL LABORATORIES OF THE BUFFALO		3	1	25%	4
MEDEXPRESS URGENT CARE PLEASANT HILLS		3	1	25%	4
BARRANCO CLINIC PA, THE	1	3			4
MINUTECLINIC DIAGNOSTIC OF OHIO #6139		4			4
CVS PA1379POCT LANSDALE		4			4
PLAINVIEW PRIMARY CARE		4			4
CVS OH6149POCT UPPER ARLINGTON		2	2	50%	4
GUTHRIE MEDICAL GROUP - CORNING		3	1	25%	4
MEMORIAL HEALTHCARE SYSTEM		1	3	75%	4
WALGREENS #07034		4			4
MINUTECLINIC DIAG OF IND LLC #1138		3	1	25%	4
AFTER HOURS PEDS			4	100%	4
CVS ME329POCT PORTLAND		4			4
FAMILY MEDICAL CLINIC HOMESTEAD, LLC			4	100%	4
GENUS DIAGNOSTICS			4	100%	4
MINUTECLINIC DIAGNOSTIC OF WISCONSIN, LLC		4			4
CVS CA9606POCT TEMECULA		4			4
CHILDREN'S MEDICAL GROUP		4			4
MONTANA DEPARTMENT OF PUBLIC HEALTH & HUMAN SERVICES			4	100%	4
URGENT CARE - OCONEE		2	2	50%	4
ADVENTHEALTH MEDICAL GROUP INTERNAL MEDICINE AT		1	3	75%	4
MEDEXPRESS URGENT CARE - WICHITA, S SENECA ST		2	2	50%	4
BAPTIST HEALTH MEDICAL CENTER			4	100%	4
DYNACARE LABORATORIES			4	100%	4
CVS CA8850POCT HUNTINGTON BEACH		3	1	25%	4
LAKE MARY PEDIATRICS			4	100%	4
NEULIFE NEUROLOGICAL SERVICES LLC			4	100%	4
MINUTECLINIC DIAG OF IND, LLC #8645		4			4
BENEVA LAKES HEALTHCARE & REHAB CENTER			4	100%	4
MINUTECLINIC MINUTECLINIC #3665		4			4
MEDEXPRESS URGENT CARE - TEAYS VALLEY		3	1	25%	4
GRADY MEMORIAL HOSPITAL/MICRO			4	100%	4
HillSpring of Springboro		4			4

# COVID-19: testing by laboratory

Data through Mar 25, 2021 verified as of Mar 26, 2021 at 09:25 AM

Data in this report are provisional and subject to change.

The numbers in the table below represent the number of Florida and non-Florida residents for whom test results were received by the Department of Health. A person can be tested by more than one laboratory and can have both positive and negative results. **Therefore, the sum of the numbers in each column will be larger than the total number of people tested.**

Reporting lab	Inconclusive	Negative	Positive	Percent positive	Total
WINDER NURSING INC DBA WINDER HEALTH CARE		4			4
MINUTE-CLINIC DIAGNOSTIC OF VIRGINIA,		4			4
CLINICAL PATHOLOGY LABORATORIES			4	100%	4
OHIO CVS STORES		3	1	25%	4
BOND & STEELE CLINIC PA D/B/A BOND CLINIC PA		4			4
THONOTOSASSA COMMUNITY HEALTH CENTER		1	3	75%	4
UNC HOSPITAL/MCLENDON CLINICAL LABORATORIES			4	100%	4
FAMILY MEDICINE AT WINTER PARK			4	100%	4
MEDEXPRESS URGENT CARE - SOUTH PARKERSBURG		4			4
MONROE URGENT CARE		3	1	25%	4
MEDEXPRESS URGENT CARE - WALDORF, CRAIN HWY		4			4
HOME DOCS		2	2	50%	4
FHCP - ORMOND BEACH			4	100%	4
AIRPORT CLINIC			4	100%	4
CAPE COD HOSPITAL			4	100%	4
NONA PEDIATRIC CENTER			4	100%	4
Bon Secours Place		3	1	25%	4
CARE ONE PRIMARY CARE			4	100%	4
SINAI PLAZA NURSING AND REHAB CENTER			4	100%	4
GILCHRIST COUNTY HEALTH DEPT			4	100%	4
ELDER ALTERNATIVES INC		3	1	25%	4
ROAN DRUG COMPANY LLC		4			4
MINUTECLINIC DIAGNOSTIC OF OHIO #2964		4			4
INVERNESS FAMILY CARE HIGH RISK PLLC			4	100%	4
CAREATC, INC.			4	100%	4
State Lab Unspecifd			4	100%	4
ADVENT HEALTH MEDICAL GROUP		3	1	25%	4
REFUGE A HEALING PLACE, THE			4	100%	4
SEACOAST PATHOLOGY PROFESSIONAL ASSOC		4			4
POWERS PEDIATRICS			4	100%	4
NORTHWOOD UNIVERSITY-BENNETT SPORTS CENTER		4			4
MINUTECLINIC, LLC #07852		4			4
MEDEXPRESS URGENT CARE MARTINSBURG		2	2	50%	4
CULLMAN REGIONAL URGENT CARE		3	1	25%	4
MEMORIAL HEALTH CARE SYSTEMS			4	100%	4
MINUTE CLINIC LLC #0169		4			4
SIGNATURE CARE MONTROSE		2	2	50%	4
CVS OH2342POCT WEST CHESTER		3	1	25%	4
BLACKWATER RIVER			3	100%	3
BRENTWOOD SENIOR LIVING AT ST PETE			3	100%	3
WAL-MART STORES EAST LP		2	1	33%	3
CENTRAL DUPAGE HOSPITAL			3	100%	3
NORTH BROWARD HOSPITAL DISTRICT HEALTHCARE FOR THE HOMELESS			3	100%	3
CVS IL3163POCT OAK PARK		3			3
MEDEXPRESS URGENT CARE GREENSBURG		2	1	33%	3
SUPER HEALTH PHARMACY LLC		3			3



# COVID-19: testing by laboratory

Data through Mar 25, 2021 verified as of Mar 26, 2021 at 09:25 AM

Data in this report are provisional and subject to change.

The numbers in the table below represent the number of Florida and non-Florida residents for whom test results were received by the Department of Health. A person can be tested by more than one laboratory and can have both positive and negative results. **Therefore, the sum of the numbers in each column will be larger than the total number of people tested.**

Reporting lab	Inconclusive	Negative	Positive	Percent positive	Total
TAMPA INTERNATIONAL AIRPORT			3	100%	3
SOUTH MIAMI HOSPITAL			3	100%	3
GROVES CENTER			3	100%	3
CANOPY PEDIATRICS		3			3
LB Broen Home		3			3
BOLING, STEPHANIE		3			3
MEDICAL CITY DALLAS HOSPITAL			3	100%	3
MANATEE URGENT CARE LLC			3	100%	3
SOFTCELL L-FORM LABORATORIES, LLC			3	100%	3
QUALITY LABORATORY SERVICE		2	1	33%	3
GENDERXPRESS/PICTURE ME PERFECT IMAGING			3	100%	3
Good Samaritan Society - Fairfield Glade		3			3
COMMUNITY MEDICAL CENTER			3	100%	3
Bainbridge Health and Rehab		3			3
MEDEXPRESS URGENT CARE-CLOQUET		3			3
PIEDMONT NEWMAN HOSPITAL		3			3
MEDEXPRESS URGENT CARE - JEANNETTE		3			3
MERCY HOSPITAL			3	100%	3
MINUTECLINIC DIAG OF IND, LLC #6483		1	2	67%	3
APEX CLINICAL LABORATORIES INC		3			3
VIRGINIA DEPARTMENT OF HEALTH DIVISION OF			3	100%	3
IOWA DEPARTMENT OF PUBLIC HEALTH			3	100%	3
COMMUNICABLE DISEASE CONTROL/PUBLIC HEALTH EMERGENCY PREPAREDNESS			3	100%	3
CVS IL4778POCT EVANSTON		3			3
LIFE CARE CENTER OF SKAGIT VALLEY		3			3
MINUTECLINIC DIAGNOSTIC OF NORTH CARO		3			3
CTRS			3	100%	3
FLORIDA LABORATORY ANALYSIS, LLC			3	100%	3
GUTHRIE CORNING HOSPITAL LABORATORY		3			3
THOMAS LANGLEY			3	100%	3
BAPTIST HOSPITAL NURSING/PATIENT CARE			3	100%	3
CVS MINUTE CLINIC DIAGNOSTIC MED GRP OF CAL		3			3
AFFORDABLE PRIMARY CARE LLC		3			3
TERRACE OF ST CLOUD, THE		2	1	33%	3
SOMA MEDICAL CENTER PA #3 PALOMINO			3	100%	3
GARCIA MORALES NELSON			3	100%	3
HEARTLAND - CHARLESTON OF HANAHAN SC,		3			3
Kroger 522 - The Little Clinic Gahanna		2	1	33%	3
VELOCITY CARE			3	100%	3
TRINITY PEDIATRICS			3	100%	3
Grandview Health Care Center		3			3
SURETOX LABORATORY LLC		2	1	33%	3
SARASOTA PERSONAL MEDICINE		2	1	33%	3
MEDEXPRESS URGENT CARE - LITTLE ROCK		2	1	33%	3
Kroger 635 - The Little Clinic Dacula		3			3
ST. LUKE'S HOSPITAL - BETHLEHEM CAMPUS		1	2	67%	3

# COVID-19: testing by laboratory

Data through Mar 25, 2021 verified as of Mar 26, 2021 at 09:25 AM

Data in this report are provisional and subject to change.

The numbers in the table below represent the number of Florida and non-Florida residents for whom test results were received by the Department of Health. A person can be tested by more than one laboratory and can have both positive and negative results. **Therefore, the sum of the numbers in each column will be larger than the total number of people tested.**

Reporting lab	Inconclusive	Negative	Positive	Percent positive	Total
MC DIAGNOSTIC OF CONNECTICUT, PC #114		3			3
MEDEXPRESS URGENT CARE, CHAMBERSBURG		2	1	33%	3
CVS RI326POCT NORTH SMITHFIELD		3			3
Kroger 448 - The Little Clinic Mason		3			3
MEDICAL SERVICES OF AMERICA HOME HEALTH		3			3
MINUTE CLINIC LLC #1909		3			3
ADVICE FOR OPTIMAL WELLNESS, INC			3	100%	3
BLACK STALLION WALK IN AND EXERCISE CLINICS LLC		1	2	67%	3
CVS MA447POCT NORTHAMPTON		2	1	33%	3
CVS PA2687POCT EXTON		3			3
SOUTH COUNTY MENTAL HEALTH CENTER INC			3	100%	3
SINAI POST ACUTE NURSING AND REHAB CE		3			3
WOODMARK AT UPTOWN ASSISTED LIVING		3			3
CVS TX8322POCT AUSTIN		3			3
LRHS Florida Poly Tech		3			3
NORTH CAROLINA DEPT OF HEALTH & HUMAN SRVCS STATE LAB OF PUBLIC HEALTH			3	100%	3
CGH MEDICAL CENTER			3	100%	3
CVS NC7051POCT WAKE FOREST		3			3
WEST COCOA PHARMACY			3	100%	3
CROSSVILLE MEDICAL GROUP		1	2	67%	3
FULGENT GENETICS HOUSTON		3			3
F W HUSTON MEDICAL CENTER SENIOR LIVIN		3			3
RAPID CITY RUGENT CARE			3	100%	3
BOONES CREEK URGENT CARE		1	2	67%	3
ADVENT HEALTH MEDICAL GROUP FAMILY MEDICINE			3	100%	3
MINUTECLINIC, LLC #07876		2	1	33%	3
CERTIVIA LABORATORIES			3	100%	3
CVS PA7611POCT ALLISON PARK		3			3
YATES COUNTY PUBLIC HEALTH		3			3
OPTUM PRIMARY CARE - SILVER LAKES			3	100%	3
TREASURE COAST INFECTIOUS DISEASE CONSULTANTS		1	2	67%	3
EAST NAPLES PEDIATRICS			3	100%	3
MEDEXPRESS URGENT CARE - BECKLEY		1	2	67%	3
HELIX LW UC		1	2	67%	3
ADVENTHEALTH SEBRING- INFECTION CONTROL DEPARTMENT			3	100%	3
Chestnut Park Rehabilitation and Nursing Center		3			3
LINCOLN MEDICAL CENTER		3			3
URGENT DOC - URGENT CARE CLINIC			3	100%	3
PREMIER FAMILY AND SPORTS MEDICINE		2	1	33%	3
MEDICAL CENTER OF THE ROCKIES			3	100%	3
HILLVIEW LABORATORY			3	100%	3
TRUE HEALTH - LAKE UNDERHILL		3			3
MARRA'S PHARMACY		3			3
SANFORD MOBILE LAB			3	100%	3
MEDFUSION		2	1	33%	3
NORTHEAST GEORGIA MEDICAL CENTER		3			3

# COVID-19: testing by laboratory

Data through Mar 25, 2021 verified as of Mar 26, 2021 at 09:25 AM

Data in this report are provisional and subject to change.

The numbers in the table below represent the number of Florida and non-Florida residents for whom test results were received by the Department of Health. A person can be tested by more than one laboratory and can have both positive and negative results. **Therefore, the sum of the numbers in each column will be larger than the total number of people tested.**

Reporting lab	Inconclusive	Negative	Positive	Percent positive	Total
WINDSOR AT OCALA		2	1	33%	3
TAMPA		1	2	67%	3
MEDEXPRESS URGENT CARE - FORT SMITH		3			3
HEPATOLOGY DIAGNOSTIC LAB			3	100%	3
RUSSELL SAGE COLLEGE WELLNESS CENTER		3			3
GULF COAST IMMEDIATE CARE CENTER		1	2	67%	3
STEAMBOAT EMERGENCY CENTER			3	100%	3
SENTARA NORFOLK GENERAL HOSPITAL CENTRAL LAB			3	100%	3
FLORIDA MENTOR-POINT WEST CLUSTER		3			3
CABELL HUNTINGTON HOSPITAL CLINICAL LAB			3	100%	3
NORTHWEST FLORIDA CLINICAL LAB		1	2	67%	3
ST LUCIE COUNTY HEALTH DEPARTMENT		2	1	33%	3
ADVANCED MEDICAL RESEARCH CENTER LLC			3	100%	3
URGENT CARE OF THE SMOKIES			3	100%	3
CVS PA2688POCT COLLEGEVILLE		3			3
ALABAMA DEPT PUBLIC HEALTH			3	100%	3
REGIONAL MEDICAL CENTER BAYONET POINT			3	100%	3
CVS MA1006POCT BROCKTON		3			3
INTERCOASTAL FAMILY PRATICE		1	2	67%	3
New York Harbor Harbor HCS - Brooklyn Campus		3			3
TUFTS MEDICAL CENTER			3	100%	3
PROPATH			3	100%	3
LEGACY ER AND URGENT CARE			3	100%	3
JOSEPH SCHENKER MD PC		3			3
NHC HealthCare Anniston		3			3
CVS IN8669POCT INDIANAPOLIS		3			3
CORMEUM LAB SERVICES, LLC			3	100%	3
MINUTECLINIC #788		3			3
CENTURY LINK SPORTS COMPLEX			3	100%	3
OHIO HEALTH DOCTORS HOSPITAL			3	100%	3
CVS M08555POCT KANSAS CITY		3			3
CVS AZ1720POCT QUEEN CREEK		3			3
UNIVERSITY OF KANSAS MEDICAL CENTER			3	100%	3
MEDEXPRESS URGENT CARE-ARLINGTON		2	1	33%	3
CVS KS676POCT LAWRENCE		2	1	33%	3
SMOKY MOUNTAIN URGENT CARE AND FAMILY MEDICINE CENTER			3	100%	3
SUNDALE NURSING HOME		3			3
SERENADES BY SONATA		1	2	67%	3
BROOME COUNTY HEALTH DEPARTMENT		2	1	33%	3
HALIFAX HEALTH CARE FOR WOMEN		3			3
LEE MEMORIAL HOSPITAL BLOOD GAS LAB			3	100%	3
SAN JUAN REGIONAL MEDICAL CENTER		3			3
MEDEXPRESS-HOUSTON EAST FWY		1	2	67%	3
320 S TRANSIT ST		3			3
HARBORCHASE OF GAINESVILLE			3	100%	3
ACL LABORATORIES INDUSTRIAL TOXICOLOGY			3	100%	3

# COVID-19: testing by laboratory

Data through Mar 25, 2021 verified as of Mar 26, 2021 at 09:25 AM

Data in this report are provisional and subject to change.

The numbers in the table below represent the number of Florida and non-Florida residents for whom test results were received by the Department of Health. A person can be tested by more than one laboratory and can have both positive and negative results. **Therefore, the sum of the numbers in each column will be larger than the total number of people tested.**

Reporting lab	Inconclusive	Negative	Positive	Percent positive	Total
CARESPOT-WELLINGTON			3	100%	3
NEXT BIO RESEARCH SERVICES, LLC		1	2	67%	3
THE OASIS BEACHSIDE		3			3
VA PRIMARY CARE ANNEX			3	100%	3
MONTANA PUBLIC HEALTH LAB			3	100%	3
Wynfield Park Health and Rehabilitation		3			3
NYU WINTHROP LABORATORY		3			3
CVS TN7144POCT BARTLETT		3			3
HARBORCHASE OF STUART			3	100%	3
ONslow MEMORIAL HOSPITAL LABORATORY		3			3
WELLMED AT APOLLO BEACH BLVD		1	2	67%	3
SCIENTIFIC LABORATORY DIVISION			3	100%	3
CVS MINUTE CLINIC DIAGNOSTIC MED GRP		3			3
CVS NC7548POCT FUQUAY VARINA		2	1	33%	3
Greystone Health Care Center		3			3
Kroger 768 - The Little Clinic Leestown Rd		2	1	33%	3
NASSAU COUNTY HEALTH DEPARTMENT		3			3
NYC PUBLIC HEALTH LABS			3	100%	3
MEDIC INFUSION PA		3			3
OLEAN GENERAL HOSPITAL		3			3
CVS MO4850POCT SPRINGFIELD		3			3
SCRIPPS CLINIC MEDICAL			3	100%	3
MOBIL LAB FOR ALL INC		3			3
MINUTECLINIC DIAGNOSTIC PA #3344		3			3
ESCO DRUG CO INC		3			3
CVS TX2876POCT PROSPER		3			3
ALLIED PHYSICIANS GROUP PLLC		3			3
ST LUKES HOSPITAL LABORATORY		2	1	33%	3
YORK HOSPITAL - LABORATORY			3	100%	3
JS HEALTHCARE		2	1	33%	3
COOPER UNIVERSITY HOSPITAL LABORATORY		2	1	33%	3
MINUTECLINIC DIAGNOSTIC OF TEXAS, LLC #7435		2	1	33%	3
NEW YORK STATE DEPARTMENT OF HEALTH		1	2	67%	3
EVERGREEN WOODS HEALTH & REHAB CENTER		2	1	33%	3
BROOKDALE OAKBRIDGE		1	2	67%	3
MINUTECLINIC, LLC #05891		2	1	33%	3
INTERNAL MEDICINE AND WOUND CARE SPECIALIST LLC		3			3
ALOHA HOME CARE LLC DBA ACCENTCARE HOME HEALTH OF		3			3
SOLERA SPECIALTY PHARMACY LLC		2	1	33%	3
PROHEALTH PRIMARY CARE - GLEN OAKS		3			3
DELAWARE PUBLIC HEALTH LABORATORY		1	2	67%	3
HEALTH AND WELLNESS URGENT CARE LLC			3	100%	3
LAHEY CLINIC MEDICAL CENTER			3	100%	3
DOCTOR 4 U CLINIC		1	2	67%	3
CVS NC2749POCT CONCORD		3			3
Concordia Village of Tampa			3	100%	3

# COVID-19: testing by laboratory

Data through Mar 25, 2021 verified as of Mar 26, 2021 at 09:25 AM

Data in this report are provisional and subject to change.

The numbers in the table below represent the number of Florida and non-Florida residents for whom test results were received by the Department of Health. A person can be tested by more than one laboratory and can have both positive and negative results. **Therefore, the sum of the numbers in each column will be larger than the total number of people tested.**

Reporting lab	Inconclusive	Negative	Positive	Percent positive	Total
CLINICA HISPANIA			3	100%	3
TARRANT COUNTY PUBLIC HEALTH		3			3
STARLING AT SAN JOSE			3	100%	3
HEALGEN SCIENTIFIC			3	100%	3
Hiawatha Care Center		3			3
ADVENTHEALTH IMAGING LAKE NONA		1	2	67%	3
MEDEXPRESS URGENT CARE - NORTH LITTLE		2	1	33%	3
ST VINCENTS AMBULATORY CARE INC		1	2	67%	3
FLAGLER FAMILY MEDICINE PA			3	100%	3
CARENOW-ATASCOCITA			3	100%	3
MARYLAND STATE DEPT OF HEALTH	2		1	33%	3
MURFREESBORO MEDICAL CLINIC		3			3
COVENANT PEDIATRICS		1	2	67%	3
FELICIDAD MEDICAL CENTER INC			3	100%	3
AUSTIN PUBLIC HEALTH			3	100%	3
BRADENTON PHYSICIAN MEDICAL CENTER			3	100%	3
LITTLE SPURS PEDIATRIC URGENT CARE		1	2	67%	3
ALLIANCE LABS @LRMC			3	100%	3
COVANCE CLS			3	100%	3
DOCTORS OFFICE OF NEW JERSEY		3			3
DEPARTMENT OF HEALTH AND ENVIRONMENTAL CONTROL			3	100%	3
GONZALEZ MD AND ASWAD MD HEALTH SERVICES			3	100%	3
MID-FLORIDA PATHOLOGY LLC - MOBILE UNIT # 3		1	2	67%	3
FHPG TAMPA PRIMARY CARE			3	100%	3
CVS M05727POCT PLATTE CITY		3			3
SKIPPACK MEDICAL LAB			3	100%	3
PANCARE HEALTH - FRANKLIN CO			3	100%	3
Kroger 571 - The Little Clinic Hendersonville		1	2	67%	3
MINUTECLINIC LLC (2335)		2	1	33%	3
HOPE HEALTH CARE, LLC		3			3
INTERNAL MEDICINE & PEDIATRICS WELLNESS CENTER			3	100%	3
WALGREENS #04311		3			3
Maryfield Inc. dba Pennybyrn		3			3
HOUSTON METHODIST HOSPITAL			3	100%	3
NDX-CORE LAB			3	100%	3
ADVANCED PEDIATRICS			3	100%	3
Broadview Multi-Care Center		3			3
OMNI HEALTHCARE INC		1	2	67%	3
KISSIMMEE URGENT CARE		3			3
LOYOLA UNIVERSITY MEDICAL CENTER LABORATORY			3	100%	3
FIRST PHYSICIANS GROUP - LORRAINE CORNERS		3			3
PROMPT CARE OF CENTRAL FLORIDA LLC			3	100%	3
MIDDLETON PEDIATRICS			3	100%	3
MEDEXPRESS URGENT CARE- COLUMBIA HEIGH		3			3
COL CROSSROAD		1	2	67%	3
CVS IL8753POCT CHICAGO		3			3

# COVID-19: testing by laboratory

Data through Mar 25, 2021 verified as of Mar 26, 2021 at 09:25 AM

Data in this report are provisional and subject to change.

The numbers in the table below represent the number of Florida and non-Florida residents for whom test results were received by the Department of Health. A person can be tested by more than one laboratory and can have both positive and negative results. **Therefore, the sum of the numbers in each column will be larger than the total number of people tested.**

Reporting lab	Inconclusive	Negative	Positive	Percent positive	Total
EXCEL URGENT CARE OF NJ, LLC		1	2	67%	3
SUN TERRACE HEALTH CARE CENTER			3	100%	3
CENTRAL JERSEY URGENT CARE OF BROWN MI		3			3
Georgiana Health and Rehabilitation, LLC		3			3
CVS NJ715POCT WAYNE		3			3
NORTH DAKOTA DEPT OF HEALTH MICROBIOLOGY		1	2	67%	3
Walgreens #5984		3			3
NORTHCREST MEDICAL CENTER		1	2	67%	3
SACRED HEART HEALTH SYSTEMS INC			3	100%	3
PEDIATRICS BY THE SEA JOG RD OFFICE			3	100%	3
SCHIFF CENTER FOR LIVER DISEASES		1	2	67%	3
LOCH HAVEN PEDIATRICS			3	100%	3
Englewood Health and Rehab			3	100%	3
CALLE OCHO DIALYSIS			3	100%	3
PHYSICIANS CARE INC		1	2	67%	3
ADVENT HEALTH - CENTRAL PASCO ER			3	100%	3
JOHN KNOX MANOR INC II		2	1	33%	3
CCRX OF NORTH CAROLINA, LLC		2	1	33%	3
MEDEXPRESS URGENT CARE, HERMITAGE		1	2	67%	3
INSPIRA MEDICAL CENTER VINELAND LAB		2	1	33%	3
NHC HealthCare, Cookeville		3			3
VIRGINIA DIVISION OF CONSOLIDATED LABORATORIES			3	100%	3
MENORAH MANOR			3	100%	3
MEDEXPRESS URGENT CARE, BELLE VERNON		3			3
KAILOS GENETICS INC		1	2	67%	3
Kroger 758 - The Little Clinic Providence		3			3
SKR MEDICAL ADVISORS		3			3
CVS IL1170POCT JOLIET		3			3
MT CARMEL PHARMACY INC		3			3
CVS TX3292POCT WYLIE		3			3
MEDEXPRESS URGENT CARE - TOPEKA, SW WANAMAKER RD		3			3
CVS GA2279POCT SUWANEE		3			3
NASSAU COUNTY HEALTH DEPARTMENT-FERNANDINA BEACH C		3			3
VA OUTPATIENT CLINIC-NEW PORT RICHEY			3	100%	3
CVS PHARMACY INC DBA CVS/PHARMACY #10908		3			3
DOUGLASVILLE NURSING AND REHABILITATIO		3			3
Kroger 592 - The Little Clinic Alexander Plaza		2	1	33%	3
MOUNT SINAI AVENTURA DIAGNOSTIC CENTER			3	100%	3
PREMIER CLINICAL RESEARCH INSTITUTE INC			3	100%	3
CVS IN6757POCT COLUMBUS		3			3
Lebanon VAMC		2	1	33%	3
LEESBURG COMMUNITY HEALTH CENTERS			3	100%	3
DEVANSH LAB WORKS		1	2	67%	3
NORTH SHORE HOSP. INFECTION CONTROL			3	100%	3
WHOLE CHILD PEDIATRICS			3	100%	3
OHIO DEPARTMENT OF HEALTH LABORATORY		2	1	33%	3

# COVID-19: testing by laboratory

Data through Mar 25, 2021 verified as of Mar 26, 2021 at 09:25 AM

Data in this report are provisional and subject to change.

The numbers in the table below represent the number of Florida and non-Florida residents for whom test results were received by the Department of Health. A person can be tested by more than one laboratory and can have both positive and negative results. **Therefore, the sum of the numbers in each column will be larger than the total number of people tested.**

Reporting lab	Inconclusive	Negative	Positive	Percent positive	Total
MID FLORIDA CLINICAL LABORATORY		2	1	33%	3
PARRISH MEDICAL CENTER-WAIVED TESTING		3			3
QUEST DIAGNOSTICS CLINICAL LABORATORIES INC		2	1	33%	3
CLEARWATER		2	1	33%	3
LIVINGSTON COUNTY DEPT OF HEALTH REPRO			3	100%	3
MARION COUNTY FIRE RESCUE		3			3
CARECENTER PHARMACY, LLC		3			3
JACKSONVILLE PEDIATRICS			3	100%	3
ANN STORCK CENTER INC		3			3
NC STATE LABORATORY OF PUBLIC HEALTH		3			3
CVS PA1657POCT YORK		2	1	33%	3
BROOKDALE LAKE MARY			3	100%	3
ENCOMPASS HEALTH REHABILITATION		2	1	33%	3
LEVY COUNTY DEPT. OF PUBLIC SAFETY		1	2	67%	3
EAST TENNESSEE CHILDREN'S HOSPITAL		2	1	33%	3
MINUTECLINIC LLC # 3401		3			3
HOMELAND CENTER		3			3
BAPTIST HEALTH SURGERY CENTER AT NORTHPOINT			3	100%	3
FLORIDA GASTROENTEROLOGY ASSOCIATES PA		3			3
MEDEXPRESS URGENT CARE-CHIPPEWA		2	1	33%	3
Kroger 388 - The Little Clinic Braelinn Village		3			3
GO PATH LABORATORIES			3	100%	3
EXPEDIAN URGENT CARE			3	100%	3
UNIVERSITY HEALTH SERVICES RIVER CAMPUS		2	1	33%	3
TAYLOR MANOR		1	2	67%	3
DOCTORS HOSPITAL RENAISSANCE			3	100%	3
MINUTECLINIC, LLC (CLINIC 10928)		3			3
NEW YORK PHYSICIANS LLP		3			3
AFC URGENT CARE/FARRAGUT			3	100%	3
Magnolia Health and Rehab Center			3	100%	3
COASTAL SKIN SURGERY AND DERMATOLOGY PL		3			3
LUCID LABORATORY SERVICES		3			3
ADVANCED URGENT CARE CENTER OF THE UPPER KEYS		1	2	67%	3
Village on the Green			3	100%	3
GYN PATH SERVICES			3	100%	3
NEMOURS CHILDRENS PRIMARY CARE MAITLAND			3	100%	3
GREATER MOBILE URGENT CARE - SPRINGHILL			3	100%	3
TMH PHYSICIAN PARTNERS BLOUNTSTOWN			3	100%	3
Fort Gaines Health and Rehab		3			3
PEDIATRICS AND ADOLESCENT MEDICINE		2	1	33%	3
FIRST CARE - MIDDLESBORO			3	100%	3
MEDEXPRESS URGENT CARE - DANVILLE		3			3
UNITY HEALTH AND REHABILITATION CENTER			3	100%	3
STRINGFELLOW MEMORIAL HOSPITAL		3			3
Kroger 387 - The Little Clinic Hubbards Lane		3			3
NEMOURS CHILDRENS PRIMARY CARE HORIZON WEST			3	100%	3

# COVID-19: testing by laboratory

Data through Mar 25, 2021 verified as of Mar 26, 2021 at 09:25 AM

Data in this report are provisional and subject to change.

The numbers in the table below represent the number of Florida and non-Florida residents for whom test results were received by the Department of Health. A person can be tested by more than one laboratory and can have both positive and negative results. **Therefore, the sum of the numbers in each column will be larger than the total number of people tested.**

Reporting lab	Inconclusive	Negative	Positive	Percent positive	Total
PALATKA VA CBOC		3			3
SHANDS AT LAKE SHORE LAB		1	2	67%	3
BETTERMED URGENT CARE			3	100%	3
CROSSROADS URGENT CARE PLLC		3			3
AMI ST FRANCIS HOSPITAL LABORATORY		2	1	33%	3
PINELLAS PARK HEALTH CENTER - PINELLAS CHD		1	2	67%	3
ERIE COUNTY PUBLIC HEALTH CLINICAL		3			3
HELIX MEDICAL CENTERS		1	2	67%	3
FOUR WINDS BEHAVIORAL HEALTH		3			3
CVS IL2297144CV CHICAGO		3			3
VICAR'S LANDING NURSING HOME		2	1	33%	3
CVS GA5637POCT VILLA RICA		3			3
EASTMAN HEALTHCARE & REHAB		3			3
BARONESS ERLANGER HOSPITAL		3			3
BRANDON REGIONAL EMERGENCY CTR			3	100%	3
CELEBRATION PRIMARY CARE ASSOCIATES LLC		3			3
PUBLIC HEALTH TRUST OF MIAMI DADE COUNTY			3	100%	3
WALGREENS NO 19542		3			3
BAPTIST PRIMARY CARE, INC.		2	1	33%	3
CORNERSTONE DRUG AND GIFT INC		3			3
BAPTIST OUTPATIENT SERVICES			3	100%	3
NORTHERN LIGHT LABORATORY		1	2	67%	3
2412 LEBANON PIKE		2	1	33%	3
CONCENTRA - PLANTATION		3			3
LEE CONVENIENT CARE AT SUMMERLIN			3	100%	3
CVS IL2798POCT CHICAGO		1	2	67%	3
LPG PEDIATRICS AT LEHIGH ACRES		2	1	33%	3
LAURELLWOOD NURSING CENTER		1	2	67%	3
MINUTECLINIC, LLC #05814		3			3
SOUTH LAKE FAMILY HEALTH CENTER			3	100%	3
FLORIDA HOSPITAL PHYSICIANS GROUP		1	2	67%	3
CVS MA2401POCT MARSHFIELD		3			3
ORLANDO REGIONAL HEALTH SERVICES		1	2	67%	3
LEESBURG REGIONAL MEDICAL CENTER URGENT CARE			3	100%	3
ORCHID COVE DAYTONA			3	100%	3
SISD EMPLOYEE HEALTH CLINIC			3	100%	3
CORTLAND COUNTY HEALTH DEPARTMENT		3			3
AVANTE INVERNESS		1	2	67%	3
STARMED FAMILY & URGENT CARE			3	100%	3
BAPTIST PRIMARY CARE FERNANDINA BEACH			3	100%	3
Gracemore Nursing and Rehab		3			3
HARBOUR'S EDGE		2	1	33%	3
CLARA MAASS TRANSITIONAL CARE UNIT		3			3
MUNSON MEDICAL CENTER			3	100%	3
COVID PROCESSING SITE			3	100%	3
SPARROW CENTRAL LAB			3	100%	3



# COVID-19: testing by laboratory

Data through Mar 25, 2021 verified as of Mar 26, 2021 at 09:25 AM

Data in this report are provisional and subject to change.

The numbers in the table below represent the number of Florida and non-Florida residents for whom test results were received by the Department of Health. A person can be tested by more than one laboratory and can have both positive and negative results. **Therefore, the sum of the numbers in each column will be larger than the total number of people tested.**

Reporting lab	Inconclusive	Negative	Positive	Percent positive	Total
MIDWAY SPECIALTY CARE RX LLC		1	2	67%	3
MINUTECLINIC DIAGNOSTIC OF NEW MEXICO LLC #7552		3			3
NON-US			3	100%	3
St. Josephs Hospital		1	2	67%	3
MEDEXPRESS URGENT CARE - RICHMOND, W BROAD ST		3			3
ADVENTHEALTH MEDICAL GROUP PEDIATRICS AT APOKA		3			3
ORLANDO AIRPORT DIALYSIS		3			3
SSM HEALTH ST LOUIS MICROBIOLOGY LABORATORY		1	2	67%	3
MALABAR FAMILY PRACTICE		1	2	67%	3
FAMILY TREE MEDICAL GROUP PA		2	1	33%	3
Kroger 093 - The Little Clinic Stapleton		2	1	33%	3
ELITE PRIMARY CARE OF WAYCROSS			3	100%	3
US SPECIALTY LABS			3	100%	3
WHITE EARTH IHS MAIN LAB		3			3
ACCESS HEALTH CARE		2	1	33%	3
CVS OH2486POCT NILES		1	2	67%	3
ROANE MEDICAL CENTER		2	1	33%	3
CUMBERLAND MEDICAL CENTER INC		3			3
CVS MA1095POCT AMHERST		3			3
MPG JACKSONVILLE ATLANTIC BLVD		1	2	67%	3
FAMILY FIRST PEDIATRICS			3	100%	3
CVS SC5471POCT LEXINGTON		2	1	33%	3
WYOMING DEPT OF HEALTH			3	100%	3
PATHOLOGY REFERENCE LAB LLC			3	100%	3
FLORIDA HOSPITAL LABORATORIES		3			3
NORTH NAPLES HOSPITAL RESPIRATORY THERAPY DEPARTMENT			3	100%	3
LEXINGTON MEDICAL CENTER		1	2	67%	3
OPENTRONS PRL		2	1	33%	3
FREDERICK MEMORIAL HOSPITAL			3	100%	3
Sears Coastal Nursing and Rehab		3			3
CVS IN6605POCT INDIANAPOLIS		2	1	33%	3
CVS MO10151POCT SPRINGFIELD		2	1	33%	3
RICHMOND CITY DEPARTMENT OF PUBLIC HEALTH			3	100%	3
Medilodge of Montrose		3			3
Kroger 627 - The Little Clinic Castleberry		2	1	33%	3
SUMMIT MEDICAL GROUP - WEST ORANGE		3			3
COMMUNITY HEALTH CENTERS INC			3	100%	3
MONTEFIORE MEDICAL CENTER LABS MONTEFIORE		2	1	33%	3
AZALEALAND NURSING HOME		3			3
JUPITER INTERNAL MEDICINE AND ASSOCIATES			3	100%	3
Arbors at Marietta		3			3
MINUTECLINIC LLC #4449		3			3
BAYSIDE URGENT CARE CENTER INC			3	100%	3
PRISMA HEALTH MIDLANDS			3	100%	3
MAYO		1	2	67%	3
VIRTUA MEMORIAL HOSPITAL BURLINGTON COUNTY		1	2	67%	3

# COVID-19: testing by laboratory

Data through Mar 25, 2021 verified as of Mar 26, 2021 at 09:25 AM

Data in this report are provisional and subject to change.

The numbers in the table below represent the number of Florida and non-Florida residents for whom test results were received by the Department of Health. A person can be tested by more than one laboratory and can have both positive and negative results. **Therefore, the sum of the numbers in each column will be larger than the total number of people tested.**

Reporting lab	Inconclusive	Negative	Positive	Percent positive	Total
SAVANNAH COVE		3			3
NOVANT HEALTH PRESBYTERIAN		2	1	33%	3
MINUTECLINIC DIAGNOSTIC OF OHIO #5060		3			3
24TH WEAPONS OF MASS DESTRUCTION - CIVIL SUPPORT		3			3
MEDEXPRESS URGENT CARE - WILKES BARRE		2	1	33%	3
ACCESS 365 URGENT CARE LLC		1	2	67%	3
MARTHA A PRICE MD PA		1	2	67%	3
ADVENTHEALTH MEDICAL GROUP ADULT AND SENIOR HEALTH			3	100%	3
PICHARDO CLINIC, THE		1	2	67%	3
MINUTECLINIC DIAGNOSTIC OF PA LLC		3			3
TIEHH BIOTERRORISM RESPONSE LAB			3	100%	3
BEEBE MEDICAL CENTER LABORATORY		3			3
MED FUSION			3	100%	3
Kennedy University Hospital -Wash Twp L		3			3
EASTERN NEW MEXICO MEDICAL CENTER		3			3
WEST TN HEALTH MED NORTH		3			3
OPP HEALTH AND REHABILITATION		3			3
NORTHEAST FLORIDA INTERNAL MEDICINE PA		3			3
FRESENIUS KIDNEY CARE			3	100%	3
BRIGHAM AND WOMEN'S HOSPITAL			3	100%	3
MEDEXPRESS URGENT CARE - ANDERSON		3			3
GREENTREE MEDICAL CENTER			3	100%	3
Cleveland Clinic Weston			3	100%	3
Rosedale Green		3			3
NEBRASKA DEPARTMENT OF HEALTH AND HUMAN SERVICES			3	100%	3
HELIX URGENT CARE			3	100%	3
EXETER HOSPITAL		3			3
Hunterdon Medical Center Laboratory		3			3
Westside Terrace		3			3
IMMERSION RESIDENTIAL LLC			3	100%	3
ADRIANA M CASTRO MD PA		3			3
LIFELINK OF FLORIDA		1	2	67%	3
ASPEN VALLEY HOSPITAL			3	100%	3
SOFTLAB			3	100%	3
MINUTECLINIC DIAGNOSTIC OF WISCONSIN,		3			3
NEWSTAR MEDICAL LABORATORIES		3			3
MEDICAL CENTER OF CENTRAL GEORGIA			3	100%	3
ADVANCED HEART CARE OF SOUTH FLORIDA		3			3
AKRON GENERAL MEDICAL CENTER MAIN		3			3
ST. PETERSBURG PEDIATRICS- 38TH AVENUE			3	100%	3
BNC Medical Investors, LLC Berrien Nursing & Rehabilitation Center		3			3
CVS CA9803POCT RIVERSIDE		3			3
WALGREENS #07502		3			3
BOSTON MEDICAL CENTER			3	100%	3
SIGNATURE CARE PFLUGERVILLE			3	100%	3
THE PATHOLOGY LABORATORY		1	2	67%	3

# COVID-19: testing by laboratory

Data through Mar 25, 2021 verified as of Mar 26, 2021 at 09:25 AM

Data in this report are provisional and subject to change.

The numbers in the table below represent the number of Florida and non-Florida residents for whom test results were received by the Department of Health. A person can be tested by more than one laboratory and can have both positive and negative results. **Therefore, the sum of the numbers in each column will be larger than the total number of people tested.**

Reporting lab	Inconclusive	Negative	Positive	Percent positive	Total
SPRING LAKE REHABILITATION CENTER			3	100%	3
CAPTIAL REGIONAL MEDICAL CENTER			3	100%	3
DEPARTMENT OF HEALTH AND HUMAN SERVICES DIVISION OF BEHAVIORAL HEALTH		1	2	67%	3
CROWNE HEALTH CARE OF FORT PAYNE		2	1	33%	3
ESTERO FIRE RESCUE		3			3
MANORCARE NURSING & REHABILITATION CENTER-NAPLES		3			3
CARENOW-LEBANON		1	2	67%	3
SEMINOLE FAMILY HEALTH CENTER		3			3
CAREHERE LLC			3	100%	3
TIFTON CARECONNECT URGENT CARE			3	100%	3
CVS GA5622POCT DALLAS		2	1	33%	3
CVS NJ837POCT MARLTON		3			3
CAMPAZZI CONCIERGE MEDICAL SERVICES		2	1	33%	3
MEDEXPRESS URGENT CARE NORWIN		3			3
BROOKDALE SENIOR LIVING			3	100%	3
NATURE COAST PRIMARY CARE LAB LLC			3	100%	3
HIALEAH SHORES NURSING AND		2	1	33%	3
MEDEXPRESS URGENT CARE - WHEELING		2	1	33%	3
CLINICAL CARE ASSOCIATES, INC			3	100%	3
MINUTECLINIC DIAG OF IND, LLC #5369		2	1	33%	3
CVS AZ5026POCT MESA		3			3
MINUTECLINIC LLC #5176			3	100%	3
UHEALTH JACKSON URGENT CARE - CUTLER BAY		1	2	67%	3
Lakeview Village		3			3
INTERNAL MEDICINE SPECIALISTS MEDICAL GROUP, PA		2			2
VISTACARE PHARMACY I		2			2
PEDIATRICS IN NORTH FLORIDA PA			2	100%	2
MINUTECLINIC #1773		2			2
BIOMAT USA			2	100%	2
JACKSONVILLE VA OPC			2	100%	2
JMC TALLAHASSEE, LLC			2	100%	2
MORRISTOWN MEMORIAL HOSPITAL		2			2
87TH MEDICAL GROUP - MCGUIRE AMBULATORY CARE FACILITY		2			2
RURAL/METRO MIDSOUTH,		2			2
MADISON HOSPITAL LABORATORY			2	100%	2
CVS OH4300POCT STRONGSVILLE		2			2
Crowne Health Care of Mobile		2			2
IM&P WELLNES CENTER			2	100%	2
FLAGLER PROFESSIONAL HEALTH CAE SERVICES INC		2			2
MINUTECLINIC DIAGNOSTIC, PA		2			2
ALL PEDIATRIC CARE PA			2	100%	2
LAKE BALDWIN			2	100%	2
REHOBOTH MCKINLEY CHRISTIAN HOSPITAL		2			2
CLINICAL REFERENCE LABORATORY, INC		2			2
Stillwater Healthcare		2			2
CIGNA GATEWAY			2	100%	2

# COVID-19: testing by laboratory

Data through Mar 25, 2021 verified as of Mar 26, 2021 at 09:25 AM

Data in this report are provisional and subject to change.

The numbers in the table below represent the number of Florida and non-Florida residents for whom test results were received by the Department of Health. A person can be tested by more than one laboratory and can have both positive and negative results. **Therefore, the sum of the numbers in each column will be larger than the total number of people tested.**

Reporting lab	Inconclusive	Negative	Positive	Percent positive	Total
OAKMONT OF UNION SC, LLC		2			2
PT&J REHAB LLC		1	1	50%	2
CVS NC3514POCT STANLEY		2			2
EDGEWATER RETIREMENT MANOR			2	100%	2
SWEETWATER NURSING CENTER		2			2
CVS IL8750POCT CHICAGO		1	1	50%	2
US LABS		2			2
IN AND OUT URGENT CARE			2	100%	2
MEDEXPRESS URGENT CARE - ROSS TOWNSHIP		2			2
CVS MI8091POCT FRASER		2			2
ASANTE ROGUE REGIONAL MEDICAL CENTER L		2			2
STANFORD HEALTH CARE ANATOMIC PATHOLOGY & CLINICAL LAB			2	100%	2
CVS AZ5892POCT LAVERN		2			2
JORDAN VALLEY MEDICAL CENTER			2	100%	2
CVS PA371POCT PHILADELPHIA		2			2
CROSSROADS URGENT CARE DBA URGENT TEA		2			2
PM PEDIATRICS OF SELDEN, PLLC		2			2
MAURY REGIONAL MEDICAL CENTER		2			2
MAYO CLINIC COUMADIN CLINIC LABORATORY		1	1	50%	2
FRASER MEMORIAL HOSPITAL		1	1	50%	2
TEXAS HEALTH CARE			2	100%	2
SCIENTIFIC LABORATORY COMPANY		2			2
MEDEXPRESS URGENT CARE-SELINGSGROVE		2			2
STAGES OF LIFE MEDICAL INSTITUTE			2	100%	2
VOLUNTEERS OF AMERICA OF FLORIDA			2	100%	2
CREATIVE HEALTH CENTER			2	100%	2
CHNJ		2			2
SCDHEC BUREAU OF LABORATORIES			2	100%	2
MEDEXPRESS URGENT CARE - WICHITA, N MAIZE RD		1	1	50%	2
LEE COMMUNITY HEALTHCARE INC DUNBAR		2			2
DUKE HEALTH REGIONAL HOSPITAL			2	100%	2
RAPID RESULT CORP LLC		1	1	50%	2
MEMORIAL HEALTH SYSTEM		1	1	50%	2
EASTERN NIAGARA HOSPITAL		2			2
HAMILTON COUNTY HEALTH DEPARTMENT		2			2
METHODIST MANSFIELD MEDICAL CENTER			2	100%	2
ManorCare Rehab Center of Marietta		2			2
VALLEY BAPTIST MEDICAL CENTER: BROWNSVILLE			2	100%	2
NORTHSIDE HOSPITAL D/B/A ARTHRITIS		2			2
PRIMARY CARE SERVICES AT EDGEWATER		2			2
ST. MARY'S MEDICAL CENTER EVANSVILLE, INC			2	100%	2
VISITING PHYSICIANS OF THE TREASURE COAST LLC			2	100%	2
FASTCARE LLC			2	100%	2
DOCTOR'S IN-HOUSE LAB/COMMUNITY HEALTH CENTERS OF PINELLAS - JOHNNIE R			2	100%	2
HOME ACCESS HEALTH			2	100%	2
FAMILY CARE SPECIALISTS OF ORLANDO			2	100%	2

# COVID-19: testing by laboratory

Data through Mar 25, 2021 verified as of Mar 26, 2021 at 09:25 AM

Data in this report are provisional and subject to change.

The numbers in the table below represent the number of Florida and non-Florida residents for whom test results were received by the Department of Health. A person can be tested by more than one laboratory and can have both positive and negative results. **Therefore, the sum of the numbers in each column will be larger than the total number of people tested.**

Reporting lab	Inconclusive	Negative	Positive	Percent positive	Total
Tidelands Health Rehabilitation Hospital			2	100%	2
EMORY JOHNS CREEK HOSPITAL		2			2
CITY OF NEW YORK DEPARTMENT OF HEALTH			2	100%	2
DELRAY BEACH HEALTH DEPT LAB			2	100%	2
MEDICAL ASSOCIATES OF BREVARD LLC		1	1	50%	2
PENSACOLA MEDICAL CLINIC LLC			2	100%	2
MEDEXPRESS URGENT CARE - OMAHA N 72 ST		2			2
POINT OF CARE PRIVATE HEALTH MANAGEMENT			2	100%	2
BMC/JACSONVILLE		1	1	50%	2
Essex Center for Rehabilitation and Healthcare		2			2
MINUTE CLINIC DIAGNOSTIC OF KANSAS PA		2			2
Walgreens #10207		2			2
PRECISION DIAGNOSTIC INC		2			2
FLORIDA COMMUNITY HEALTH CENTERS, INC.			2	100%	2
GINKGO-IXLAYER		2			2
ST. JOSEPH REGIONAL MEDICAL CENTER			2	100%	2
Cortland Acres Association		2			2
NORTON IMMEDIATE CARE CENTER - PRESTON			2	100%	2
ILLINOIS DEPT OF PUBLIC HEALTH LABS			2	100%	2
MEDICAL CENTER LABORATORY			2	100%	2
ASCENSION ST MICHAEL'S HOSPITAL LAB		1	1	50%	2
WILSON MEMORIAL HOSPITAL			2	100%	2
Hartwell Health and Rehabilitation		2			2
WISE HEALTH SYSTEM		1	1	50%	2
Huntington Health Care and Rehabilitation Center		2			2
PM PEDIATRICS OF BAYSIDE, PLLC - MANHASSET		2			2
COBLESKILL REGIONAL HOSPITAL		2			2
NYU LANGONE HUNTINGTON MEDICAL GROUP		2			2
WEST FLORIDA MEDICAL ASSOCIATES, PA			2	100%	2
GOLDSTEIN			2	100%	2
C19 LABS			2	100%	2
U OF MIAMI MILLER SCHOOL OF MEDICINE			2	100%	2
MEDEXPRESS URGENT CARE - WEXFORD		2			2
GRANDVIEW COLLEGE STUDENT HEALTH CENTE		2			2
Kroger 549 - The Little Clinic Clinton Highway		2			2
IP BOISE 1		1	1	50%	2
RENE F CEDENO DMD PA		2			2
CONCENTRA - PLANT CITY		2			2
ADVANCED MEDICAL CARE			2	100%	2
SELECT MEDICAL CLINIC			2	100%	2
Parkridge Specialty Care		2			2
PINARD HOME HEALTH SERVICES INC			2	100%	2
UT AUSTIN UNIVERSITY HEALTH SERVICES			2	100%	2
CVS NH6596POCT HAMPTON		2			2
Green Mountain Nursing and Rehabilitation		2			2
CVS TX7675POCT RED OAK			2	100%	2

# COVID-19: testing by laboratory

Data through Mar 25, 2021 verified as of Mar 26, 2021 at 09:25 AM

Data in this report are provisional and subject to change.

The numbers in the table below represent the number of Florida and non-Florida residents for whom test results were received by the Department of Health. A person can be tested by more than one laboratory and can have both positive and negative results. **Therefore, the sum of the numbers in each column will be larger than the total number of people tested.**

Reporting lab	Inconclusive	Negative	Positive	Percent positive	Total
CVS CA8861POCT BUENA PARK		2			2
OCALA REGIONAL KIDNEY CENTER-WEST			2	100%	2
Kroger 739 - The Little Clinic La Grange Road		2			2
NEWTON MEMORIAL HOSPITAL		2			2
SANFORD REGIONAL HOSPITAL WORTHINGTON		2			2
ASANTE THREE RIVERS MEDICAL CENTER LAB		2			2
OAKBRIDGE TERRACE AT SAE			2	100%	2
Good Samaritan Society-Blackduck		1	1	50%	2
APALACHEE CENTER INC		2			2
CVS PA4000POCT INDIANA		2			2
WELLSTAR COBB HOSPITAL		1	1	50%	2
UNIVERSITY HOSPITAL OF BROOKLYN		2			2
ASCENSION ST VINCENT'S RIVERSIDE			2	100%	2
PALOS COMMUNITY HOSPITAL LABORATORY			2	100%	2
CENTRAL ARKANSAS VETERANS HEALTHCARE SYSTEM - VETERANS AFFAIRS			2	100%	2
FLORIDA DEPARTMENT OF HEALTH IN LEE COUNTY		1	1	50%	2
CVS MA137POCT QUINCY		2			2
JOHNSON CITY MEDICAL CENTER		1	1	50%	2
CVS CA9497POCT IRVINE		2			2
AMERICAN RESEARCH CENTERS OF FLORIDA			2	100%	2
HOLY TRINITY PHARMACY LLC		2			2
ORLANDO LUTHERAN TOWERS		1	1	50%	2
TMH EC NORTHEAST LABORATORY			2	100%	2
FLORIDA MENTOR FAULKNER GROUP HOME			2	100%	2
MEASE MANOR MEMORY CARE		2			2
MINUTECLINIC DIAG OF IND, LLC #6908		2			2
LABRADOR PRIMARY CARE CENTER			2	100%	2
PEACE RIVER MEDICAL CENTER		2			2
APPLECARE VALDOSTA			2	100%	2
MEMORIAL HERMANN HOSPITAL			2	100%	2
NORTHWELL HEALTH			2	100%	2
ADVANTA ANALYTICAL LABORATORIES			2	100%	2
SUMMERFIELD RETIREMENT LIVING, INC			2	100%	2
CHILDREN'S MEDICAL CENTER-EAST ORLANDO			2	100%	2
Luther Acres Manor		2			2
CAREWELL JW - WORCESTER LNC			2	100%	2
GIGI WOOD DAVIS DO-FAMILY MEDICINE		2			2
MCLAREN REGIONAL MEDICAL CENTER			2	100%	2
VELOCITY URGENT CARE			2	100%	2
CARTER BLOOD CARE			2	100%	2
CANDLER HOSPITAL PATHOLOGY LABORATORY		2			2
Lenawee Medical Care Facility		2			2
FKC AMELIA ISLAND DIALYSIS			2	100%	2
NORTHSIDE FAMILY MEDICINE AND URGENT CARE (EAST COBB)		2			2
DEKALB MEDICAL CENTER LABORATORY			2	100%	2
Granville Center	1	1			2

# COVID-19: testing by laboratory

Data through Mar 25, 2021 verified as of Mar 26, 2021 at 09:25 AM

Data in this report are provisional and subject to change.

The numbers in the table below represent the number of Florida and non-Florida residents for whom test results were received by the Department of Health. A person can be tested by more than one laboratory and can have both positive and negative results. **Therefore, the sum of the numbers in each column will be larger than the total number of people tested.**

Reporting lab	Inconclusive	Negative	Positive	Percent positive	Total
DESERT HOSPITAL/CPHU CLINICAL LABORATORY			2	100%	2
Cooperstown Center for Nursing and Rehabilitation		2			2
CVS SC2497POCT LEXINGTON		2			2
RAPID URGENT CARE - ALBANY			2	100%	2
GULF COAST REGIONAL MEDICAL CARE		2			2
STEWART ST ELIZABETH MEDICAL CENTER			2	100%	2
LAKEVIEW HEALTH CARE SYSTEM LLC			2	100%	2
WALGREENS #04176		1	1	50%	2
Beth Shalom Home of Eastern Virginia		1	1	50%	2
MEDLOGIC, LLC		2			2
JOJAN PHARMA INC		2			2
THE CLUB AT BOYNTON BEACH, LLC			2	100%	2
FLORIDA MEDICAL CLINIC IM LUTz			2	100%	2
WHITESANDS OUTPATIENT TREATMENT		2			2
FLORIDA DEPARTMENT OF HEALTH PINELLAS COUNTY-			2	100%	2
NEMOURS CHILDRENS PRIMARY CARE			2	100%	2
Life Care Center of Elyria		2			2
MEMORIAL HOSPITAL OF SOUTH BEND			2	100%	2
AGILE URGENT CARE			2	100%	2
TEXAS REGIONAL ASTHMA & ALLERGY CENTER			2	100%	2
URGENT CARE AND SURGERY CENTER			2	100%	2
BOCA RATON REGIONAL HOSPITAL INC			2	100%	2
MEDEXPRESS URGENT CARE-MT PLEASANT		1	1	50%	2
UNM SANDOVAL REGIONAL MEDICAL CENTER		2			2
SOUTHSIDE FAMILY MEDICAL		2			2
MC MEDICAL			2	100%	2
BEAUFORT MEMORIAL			2	100%	2
GEISINGER MEDICAL CENTER		2			2
MEDRITE MEDICAL CARE PC		2			2
ADVENTIST HINSDALE HOSPITAL LABORATORY			2	100%	2
SPRINGS MEDICAL LAB		1	1	50%	2
Kroger 328 - The Little Clinic Henderson Road		2			2
New Jersey Aim At Smg		2			2
NEW YORK CITY CENTRAL COVID			2	100%	2
CARINGPLUS HOMECARE LLC		1	1	50%	2
THOMASVILLE REGIONAL MEDICAL CENTER		2			2
HEARTLAND HOME HEALTH CARE		2			2
ROBERTS WESLEYAN COLLEGE HEALTH CENTE		2			2
BAYLOR COLLEGE OF MEDICINE			2	100%	2
Kroger 619 - The Little Clinic Hendersonville Indian Lake		2			2
ENVOY OF FORK UNION, LLC DBA ENVOY AT THE VILLAGE		2			2
WALGREENS #06583		2			2
SUNCOAST BLOOD BANK			2	100%	2
VENETIAN GARDENS		2			2
GOLISANO PEDIATRICS PORT CHARLOTTE HARBOR		2			2
UC CORAL GABLES			2	100%	2

# COVID-19: testing by laboratory

Data through Mar 25, 2021 verified as of Mar 26, 2021 at 09:25 AM

Data in this report are provisional and subject to change.

The numbers in the table below represent the number of Florida and non-Florida residents for whom test results were received by the Department of Health. A person can be tested by more than one laboratory and can have both positive and negative results. **Therefore, the sum of the numbers in each column will be larger than the total number of people tested.**

Reporting lab	Inconclusive	Negative	Positive	Percent positive	Total
HAILE MEDICAL GROUP PA		2			2
STUART SURGERY CENTER, LLC			2	100%	2
LABTOX LABORATORIES			2	100%	2
PRIMARY HEALTH CARE ASSOCIATES INC			2	100%	2
AFC URGENT CARE CLEVELAND			2	100%	2
INA		1	1	50%	2
Avanti Wellness and Rehab			2	100%	2
MOBILE COUNTY HEALTH DEPARTMENT		1	1	50%	2
MINUTECLINIC DIAGNOSTIC MEDICAL		2			2
BAPTIST HOSPITAL OF MIAMI MCI BROWARD LABORATORY			2	100%	2
LIFT HEALTH		2			2
WALGREENS #04569		2			2
NEMOURS CHILDREN'S PRIMARY CARE OF VERO BEACH			2	100%	2
PHYSICIANS PREMIER			2	100%	2
DEBORAH HEART AND LUNG CENTER		2			2
SENDER RETREAT ADULT DAY CARE CENTERS			2	100%	2
ADVENTHEALTH CENTRA CARE POINCIANA			2	100%	2
Kroger 686 - The Little Clinic Farragut		2			2
MEASE COUNTRYSIDE HOSPITAL CARDIAC REH			2	100%	2
SARASOTA IMMEDIATE CARE			2	100%	2
CVS IN6608POCT NEW PALESTINE			2	100%	2
SUNBRIDGE CARE & REHAB FOR DECATUR		2			2
SIMMONS			2	100%	2
ANDERSON COUNTY HOSPITAL			2	100%	2
Van Wert Manor		2			2
ATHENA CARE RESOURCES LLC		2			2
MID-FLORIDA HEMATOLOGY AND ONCOLOGY CENTERS		2			2
SOUTH DAKOTA DEPARTMENT OF HEALTH		2			2
ENCOMPASS HEALTH REHABILITATION HOSPITAL OF MIAMI		1	1	50%	2
Greystone Nursing and Rehab, LLC			2	100%	2
AHC Forest cove		2			2
KJ MEDICAL PRACTICE PC		2			2
BERNHARDT LABORATORIES INC			2	100%	2
WyndRidge Health & Rehabilitation		2			2
Colonial Manor Nursing and Rehabilitation Center		2			2
Kroger 519 - The Little Clinic Georgesville Square		2			2
THE RIM URGENT CARE			2	100%	2
EMERALD TRACE		2			2
CVS TX7603POCT SAGINAW		2			2
MEDEXPRESS URGENT CARE - LAWRENCE		2			2
THE DOCTOR'S OFFICE OF WEST CALDWELL		2			2
Hackensack Univ Medical Center At Pasc		1	1	50%	2
MEMORIAL HOSPITAL OF CARBONDALE			2	100%	2
JUST BELIEVE RECOVERY CENTER			2	100%	2
ST JOSEPHS HOSPITAL PATHOLOGY LAB		2			2
STARR CITY OF ROMA COMMUNITY CENTER			2	100%	2



# COVID-19: testing by laboratory

Data through Mar 25, 2021 verified as of Mar 26, 2021 at 09:25 AM

Data in this report are provisional and subject to change.

The numbers in the table below represent the number of Florida and non-Florida residents for whom test results were received by the Department of Health. A person can be tested by more than one laboratory and can have both positive and negative results. **Therefore, the sum of the numbers in each column will be larger than the total number of people tested.**

Reporting lab	Inconclusive	Negative	Positive	Percent positive	Total
QUEST DIAGNOSTICS INCORPORATED			2	100%	2
SENECA HEALTH CARE CENTER		2			2
Birchaven		2			2
INN AT LAPOSADA,THE			2	100%	2
CVS MA1945POCT HANOVER		2			2
MERCY HEALTH LAB		1	1	50%	2
MEDEXPRESS URGENT CARE, HANOVER		2			2
LAWRENCE GENERAL HOSPITAL			2	100%	2
CONEMAUGH MEMORIAL MEDICAL CENTER		2			2
CENTRAL FLORIDA FAMILY HEALTH CENTER		2			2
DURAND SENIOR CARE & REHAB CENTER		2			2
NEBRASKA MEDICAL CENTER			2	100%	2
Cottage of the Shoals		2			2
OUR LADY OF THE LAKE REGIONAL MEDICAL CENTER			2	100%	2
CVS TX5807POCT PEARLAND		2			2
HOLY FAMILY MEDICAL CENTER		1	1	50%	2
COLUMBIA COTTAGE		2			2
MEDEXPRESS URGENT CARE - CONWAY		2			2
Iowa Veterans Home		2			2
RDX BIOSCIENCE INC			2	100%	2
BAPTIST HOSPITAL INTERNAL MEDICINE GULF BREEZE			2	100%	2
CVS TX19POCT SPRING		2			2
CVS AZ7263POCT PHOENIX		2			2
PANCARE HEALTH - SNEADS ELEMENTARY			2	100%	2
MEMORIAL HOSPITAL OF TAMPA			2	100%	2
UMHC HOLLYWOOD LABORATORY			2	100%	2
LONG, SARAH		1	1	50%	2
PruittHealth Lakehaven		2			2
MD NOW URGENT CARE MEDICAL CENTERS INC			2	100%	2
Kroger 127 - The Little Clinic Lakewood-Alameda		2			2
DALLAS BAPTIST UNIVERSITY - HEALTH SERVICES			2	100%	2
MEDEXPRESS URGENT CARE - WOODBURY			2	100%	2
CVS OH3980POCT KENT		2			2
HANOVER ENDOSCOPY CENTER		2			2
BIONIC TECHNOLOGIES CORPORATION			2	100%	2
HOME CARE PHARMACY OF PALM COAST INC		2			2
Jersey City Medical Center		2			2
PHYSICIANS MEDICAL CENTER		2			2
PEDIATRIC HEALTH CARE		1	1	50%	2
ACN PHYSICIANS GROUP CORP			2	100%	2
STARR COUNTY MEMORIAL HOSPITAL			2	100%	2
CSS- TWELVE OAKS			2	100%	2
GOOD SAMARITAN HOSPITAL		1	1	50%	2
BAPTIST HOSPITAL PRIMARY CARE GULF BREEZE			2	100%	2
Kings County Hospital Center			2	100%	2
INTEGRITY CLINICAL RESEARCH CENTER INC		1	1	50%	2

# COVID-19: testing by laboratory

Data through Mar 25, 2021 verified as of Mar 26, 2021 at 09:25 AM

Data in this report are provisional and subject to change.

The numbers in the table below represent the number of Florida and non-Florida residents for whom test results were received by the Department of Health. A person can be tested by more than one laboratory and can have both positive and negative results. **Therefore, the sum of the numbers in each column will be larger than the total number of people tested.**

Reporting lab	Inconclusive	Negative	Positive	Percent positive	Total
MEMORIAL SLOAN KETTERING CANCER CENTER		1	1	50%	2
MEDSTAR HARBOR HOSPITAL			2	100%	2
WALGREENS #3811			2	100%	2
FIRST PREVENTION AND DIALYSIS CENTER LLC			2	100%	2
OSF SAINT FRANCIS MEDICAL CENTER			2	100%	2
TRICORE REFERENCE LABORATORY		1	1	50%	2
CVS MA41POCT TAUNTON		2			2
MEDAILLE COLLEGE WELLNESS CENTER		2			2
STUDENT HEALTH SERVICES			2	100%	2
Kroger 096 - The Little Clinic Orchard and Holly		2			2
LOWELL GENERAL HOSPITAL			2	100%	2
SPECIALTY LABORATORIES			2	100%	2
Robert Cranfield			2	100%	2
Manorcare Health Services West Reading North		2			2
MEMORIAL HOSPITAL WEST			2	100%	2
LEHIGH MEDICAL AND RESEARCH CENTER, INC			2	100%	2
Walgreens #19019		2			2
VITAL CARE CLINIC, LLC			2	100%	2
Edward Hines, Jr. VA Hospital		2			2
BENEVA LAKES ASSISTED LIVING CENTER			2	100%	2
FLORIDA DEPARTMENT OF HEALTH (FDOH)			2	100%	2
Kroger 687 - The Little Clinic Sugar Hill		1	1	50%	2
VETERANS AFFAIRS MEDICAL CENTER - GREATER LOS ANGELES			2	100%	2
EXPRESS CARE OF THE SHOALS		1	1	50%	2
HOUSTON HEALTH DEPARTMENT - BUREAU OF LABORATORY SERVICES			2	100%	2
CVS OH3329POCT LAKEWOOD		2			2
SOMA MEDICAL CENTER PA #3 GREENACRES			2	100%	2
MINUTECLINIC DIAG OF IND, LLC #4368		2			2
HUMC		1	1	50%	2
Alden Terrace of McHenry			2	100%	2
SOUTHCARE PHARMACY INC			2	100%	2
TGH URGENT CARE - WESTCHASE			2	100%	2
SARASOTA MEMORIAL MEDICAL URGENT CARE CENTER			2	100%	2
STOP URGENT CARE			2	100%	2
Durham VAMC		2			2
MAYO CLINIC BEACHES PRIMARY CARE CTR		2			2
MANSFIELD MEDICAL LODGE			2	100%	2
MEDEXPRESS URGENT CARE - EAST BRUNSWICK		2			2
EMORY CRAWFORD LONG HOSPITAL			2	100%	2
VIRGINIA DEPT OF HEALTH OFFICE OF EPIDEMIOLOGY			2	100%	2
COOK HOSPITAL AND CARE CENTER		1	1	50%	2
CVS MA1022POCT CAMBRIDGE		2			2
Kroger 409 - The Little Clinic Hebron Marketplace		1	1	50%	2
ST. ELIZABETH HEALTHCARE			2	100%	2
POMONA VALLEY COMMUNITY HOSPITAL			2	100%	2
EASTSIDE SPORTS COMPLEX			2	100%	2

# COVID-19: testing by laboratory

Data through Mar 25, 2021 verified as of Mar 26, 2021 at 09:25 AM

Data in this report are provisional and subject to change.

The numbers in the table below represent the number of Florida and non-Florida residents for whom test results were received by the Department of Health. A person can be tested by more than one laboratory and can have both positive and negative results. **Therefore, the sum of the numbers in each column will be larger than the total number of people tested.**

Reporting lab	Inconclusive	Negative	Positive	Percent positive	Total
LEXINGTON PLACE			2	100%	2
NORTHEAST FLORIDA HEALTH SERVICES, INC DBA FAMILY HEALTH SOURCE			2	100%	2
DOCTORS HOSPITAL OF AUGUSTA		2			2
Advanced Rehabilitation and Healthcare of Wichita Falls		2			2
ADVENTHEALTH MEDICAL GROUP INTERNAL MEDICINE		2			2
ACCESS LABORATORIES LLC			2	100%	2
MEMORIAL HERMANN CONSOLIDATED LABORATORY SERVICES			2	100%	2
WALGREENS #13605		2			2
REGIONS HOSPITAL LABORATORY			2	100%	2
MINUTECLINIC MINUTECLINIC #4978		1	1	50%	2
THE CENTER FOR DISCOVERY		2			2
HEALTH FIRST MEDICAL GROUP			2	100%	2
VANAYER HEALTHCARE AND REHAB CENTER		2			2
Covington Care Nursing and Rehabilitation		2			2
HEALTH EXPRESS URGENT CARE			2	100%	2
UNIVERSITY OF TEXAS AT EL PASO, THE			2	100%	2
GARDENS PEDIATRICS			2	100%	2
Warren Center for Rehabilitation and Nursing		2			2
MID AMERICA CLINICAL LABS			2	100%	2
Heartland Healthcare Center Boca Raton			2	100%	2
MEDEXPRESS URGENT CARE - CHERRY HILL		2			2
SYNEOS HEALTH			2	100%	2
KIDSVILLE PEDIATRICS IV PA		1	1	50%	2
WE CARE HOME HEALTH SOLUTIONS LLC			2	100%	2
EXPRESS CARE WALK-IN CLINIC			2	100%	2
BELLIN HOSPITAL			2	100%	2
Jackson Health Care Facility			2	100%	2
Kroger 745 - The Little Clinic Somerset		2			2
MANATEE MEMORIAL HOSPITAL CLINICAL LABORATORY			2	100%	2
CVS NH2257POCT MANCHESTER		2			2
BROOKDALE PALM BEACH GARDENS			2	100%	2
SHANDS JACKSONVILLE CLINICAL CENTER		1	1	50%	2
Piney Grove Nursing and Rehabilitation Center		2			2
BRANDYWYNE HEALTH CARE CENTER			2	100%	2
REELFOOT FAMILY WALK IN CLINIC - TIPT		2			2
COOPER CLINIC			2	100%	2
The Grand Rehabilitation & Nursing Utica		2			2
MOBILE HEALTH LABS LLC			2	100%	2
EASTLAKE MEDICAL CENTER		2			2
GILA REGIONAL MEDICAL CENTER		2			2
Henry County Health and Rehabilitation		2			2
CHARLOTTE COUNTY HEALTH DEPARTMENT			2	100%	2
PLAINS REGIONAL MEDICAL CENTER		2			2
Lynwood		2			2
MEDEXPRESS URGENT CARE-BLOOMFIELD AVEN		2			2
CVS OH4327POCT PAINESVILLE		2			2

# COVID-19: testing by laboratory

Data through Mar 25, 2021 verified as of Mar 26, 2021 at 09:25 AM

Data in this report are provisional and subject to change.

The numbers in the table below represent the number of Florida and non-Florida residents for whom test results were received by the Department of Health. A person can be tested by more than one laboratory and can have both positive and negative results. **Therefore, the sum of the numbers in each column will be larger than the total number of people tested.**

Reporting lab	Inconclusive	Negative	Positive	Percent positive	Total
LEGACY ER & URGENT CARE - FRISCO WEST			2	100%	2
DR. G'S URGENT CARE			2	100%	2
NAVAL MEDICAL CENTER			2	100%	2
PHYSICIANS LABORATORY SERVICES			2	100%	2
TRINITY DIALYSIS			2	100%	2
GRASSY SPRAIN PHARMACY INC		2			2
AMERICAN MEDICAL LABORATORIES			2	100%	2
FLORIDA MEDICAL CENTER			2	100%	2
MEDEXPRESS URGENT CARE - LINCOLN VILLA		2			2
CVS OH5457POCT POWELL		2			2
CVS OH4499POCT LYNDDHURST		2			2
PINELLAS CHD - CLEARWATER		1	1	50%	2
VALUE DRUGS BRONXVILLE INC		2			2
MARYWOOD NURSING CARE CENTER		2			2
The Friendly Home		2			2
PM PEDIATRICS OF BAYSIDE PLLC - HOPEWELL JUNCTION		2			2
CARELINE PHARMACY AND HEALTHCARE SERVICES		1	1	50%	2
St. Luke's Care Center		2			2
BLOSSOMS ASSISTED LIVING 1 LLC			2	100%	2
Buena Vista Care Center		2			2
ROPER HOSPITAL			2	100%	2
Kroger 667 - The Little Clinic Litchfield Park		2			2
CVS NV5286POCT HENDERSON		2			2
UPS			2	100%	2
HARRINGTON PARK HEALTH AND REHAB		2			2
Crowne Health Care of Greenville		2			2
WALGREENS #15495		1	1	50%	2
BROOKS -TLC HOSPITAL SYSTEM			2	100%	2
CHRISTUS SPOHN HOSPITAL			2	100%	2
CVS AZ9290POCT PHOENIX		2			2
CITRUS DERMATOLOGY			2	100%	2
NATIONWIDE LABORATORY SERVICES		1	1	50%	2
MAYO CLINIC GROUP PRACTICE LABORATORY			2	100%	2
EXCUSED ABSENCE PLLC		2			2
CVS MA1877POCT NORTON		2			2
MERCY CONVENIENT CARE			2	100%	2
MEDEXPRESS URGENT CARE - MYLAN			2	100%	2
APC PEDIATRICS			2	100%	2
ORLANDO HEALTH PHYSICIAN GROUP INC			2	100%	2
SYLVAN NURSING			2	100%	2
WEST HOUSTON MEDICAL CENTER			2	100%	2
DMC UNIVERSITY LABORATORIES		1	1	50%	2
AMEDISYS HOME HEALTH OF GREENVILLE			2	100%	2
NORTHSIDE HOSPITAL- CHEROKEE		2			2
MISSION HOSPITAL REGIONAL MEDICAL CENTER			2	100%	2
CVS TX7156POCT RICHARDSON		2			2

# COVID-19: testing by laboratory

Data through Mar 25, 2021 verified as of Mar 26, 2021 at 09:25 AM

Data in this report are provisional and subject to change.

The numbers in the table below represent the number of Florida and non-Florida residents for whom test results were received by the Department of Health. A person can be tested by more than one laboratory and can have both positive and negative results. **Therefore, the sum of the numbers in each column will be larger than the total number of people tested.**

Reporting lab	Inconclusive	Negative	Positive	Percent positive	Total
Delaware Court Healthcare Center		2			2
HAWAII DEPARTMENT OF HEALTH			2	100%	2
Walgreens #9890		2			2
WEAKLEY COUNTY REHAB AND NURSING CENTER		2			2
PALM BEACH DIGESTIVE ASSOCIATES			2	100%	2
INSPIRE HEALTHCARE CENTER			2	100%	2
CVS AZ33POCT TEMPE		2			2
HERNANDO CHILDREN'S			2	100%	2
MASSACHUSETTS DEPARTMENT OF HEALTH			2	100%	2
CROSSROADS			2	100%	2
SPRING HILL REGIONAL HOSPITAL			2	100%	2
BOSTON PUBLIC HEALTH COMMISSION			2	100%	2
RAJ K PAI MD PA			2	100%	2
CVS NV8784POCT LAS VEGAS		1	1	50%	2
MEDEXPRESS URGENT CARE - EWING		2			2
SOUTH HILLSBOROUGH CBOC			2	100%	2
JBSA-SAM HOUSTON			2	100%	2
MINUTECLINIC, DIAGNOSTIC OF TEXAS, LLC		2			2
MARCO ISLAND MEDICAL CENTER			2	100%	2
MARLBORO URGENT CARE		2			2
OAKMONT EAST- GREENVILLE SC, LLC		2			2
NAVAL BRANCH MEDICAL CLINIC			2	100%	2
NORTH COUNTRY FAMILY HEALTH CENTER INC		2			2
CLEARWATER PAIN MANAGEMENT ASSOCIATES			2	100%	2
CVS MO5724POCT KANSAS CITY		2			2
MEDEXPRESS URGENT CARE - BROOKHAVEN		2			2
FALLSBURG CHAI		2			2
MINUTECLINIC DIAGNOSTIC OF KANSAS, PC		2			2
SHERIDAN AT HOBE SOUND, THE			2	100%	2
JASPER MEMORIAL HOSPITAL		1	1	50%	2
MONICE DR.			2	100%	2
SHORE MEDICAL CENTER		2			2
Kroger 777 - The Little Clinic Shelbyville		1	1	50%	2
BAPTIST HOSPITAL LABORATORY			2	100%	2
NLC LABS			2	100%	2
ALVERNO CLINICAL LABORATORIES			2	100%	2
CALIFORNIA DIVISION OF COMMUNICABLE DISEASE CONTROL			2	100%	2
SMITH NORTHVIEW HOSPITAL LAB			2	100%	2
Kroger 477 - The Little Clinic Fort Mitchell		2			2
ALBUQUERQUE - AMG SPECIALTY HOSPITAL		2			2
MEDEXPRESS URGENT CARE - MARTINSVILLE		2			2
BRENTWOOD AT FORE RANCH			2	100%	2
BIOHEALTH MEDICAL LAB INC			2	100%	2
PALM BEACH DIABETES & ENDOCRINE SPECIALISTS PA			2	100%	2
PENINSULA REGIONAL MED CTR LAB			2	100%	2
CITRUS HEALTH NETWORK INC			2	100%	2

# COVID-19: testing by laboratory

Data through Mar 25, 2021 verified as of Mar 26, 2021 at 09:25 AM

Data in this report are provisional and subject to change.

The numbers in the table below represent the number of Florida and non-Florida residents for whom test results were received by the Department of Health. A person can be tested by more than one laboratory and can have both positive and negative results. **Therefore, the sum of the numbers in each column will be larger than the total number of people tested.**

Reporting lab	Inconclusive	Negative	Positive	Percent positive	Total
ADVANCED FOOT AND ANKLE OF INDIAN RIVER		2			2
SAFE PMC		2			2
NYUMC CLINICAL LABORATORIES			2	100%	2
TGH Brandon Healthplex Laboratory			2	100%	2
MANASOTA PEDIATRICS			2	100%	2
FLORIDA MEDICAL CENTER OF CLEARWATER		2			2
KR AT COLLEGE HARBOR		2			2
Edinboro Manor		2			2
INSTANT MEDICAL CARE CENTER		1	1	50%	2
WAKULLA URGENT CARE & DIAGNOSTIC			2	100%	2
OAKMONT WEST- GREENVILLE SC		2			2
OPTUM PRIMARY CARE		1	1	50%	2
THE EDGEWATER AND WATERMAN VILLAGE			2	100%	2
CVS OH4301POCT NORTHFIELD		2			2
LAB CORP OF AMER SAN DIEGO			2	100%	2
ST JOHN'S RIVERSIDE HOSPITAL		2			2
MINUTECLINIC DIAGNOSTIC, PA #10252		2			2
MOORE CLINICAL RESEARCH INC			2	100%	2
CVS IL7017POCT BLOOMINGTON		2			2
ADVENTHEALTH EAST ORLANDO EMPLOYEE CLINIC		2			2
Good Samaritan Society Waukon		2			2
NEMOURS CHILDREN'S URGENT CARE LAKE NONA			2	100%	2
A+ URGENT/PRIMARY CARE			2	100%	2
DRR JMC URGENT CARE DONALD ROSS			2	100%	2
SAWGRASS PEDIATRIC PARTNERS LLC			2	100%	2
AZALEA HEALTH AND REHABILITATION		2			2
PREVENTIVE HEALTH PARTNERS I L S C		2			2
TEQUESTA FAMILY MEDICAL CENTER LLC			2	100%	2
Kroger 426 - The Little Clinic Suwanee		2			2
ROYAL CARE MEDICAL CENTER			2	100%	2
TLC MEDICAL			2	100%	2
TENNESSEE VALLEY HCS			2	100%	2
CEDARS-SINAI MEDICAL CENTER			2	100%	2
ROUTE 16 PHARMACY LLC DBA HOLLAND PHAR		2			2
PALM CITY NURSING AND REHAB CENTER			2	100%	2
CITRUS PARK			2	100%	2
SIMPLY HEALTHCARE AND WELLNESS CLINIC, PC			2	100%	2
DOWN HOME MEDICAL			2	100%	2
CLEVELAND CLINIC IMAGING			2	100%	2
KEY WEST HMA PHYSICIAN MANAGEMENT, LLC			2	100%	2
FEDERAL CORRECTIONAL INSTITUTION MARIANNA			2	100%	2
DAYTON CHILDRENS HOSPITAL LAB			2	100%	2
MIDWAY PRIMARY CARE LLC		2			2
WATERS PEDIATRIC CENTER			2	100%	2
NORTH DAKOTA VETERANS HOME		2			2
BAYSHORE MEDICAL CENTER			2	100%	2

# COVID-19: testing by laboratory

Data through Mar 25, 2021 verified as of Mar 26, 2021 at 09:25 AM

Data in this report are provisional and subject to change.

The numbers in the table below represent the number of Florida and non-Florida residents for whom test results were received by the Department of Health. A person can be tested by more than one laboratory and can have both positive and negative results. **Therefore, the sum of the numbers in each column will be larger than the total number of people tested.**

Reporting lab	Inconclusive	Negative	Positive	Percent positive	Total
UNIVERSITY COMMUNITY HEALTH SERVICES		1	1	50%	2
CHAPPEL GROUP RESEARCH, THE		2			2
NEXTCARE WYOMING LLC			2	100%	2
BAPTIST HEALTHCARE - LAKEVIEW CENTER INC		2			2
NEW YORK PSYCHIATRIC INSTITUTE		2			2
HEALTH GROUP CENTER INC			2	100%	2
MARCO ISLAND HOSPITAL INC D/B/A		1	1	50%	2
MIAMI DADE MEDICAL RESEARCH INSTITUTE			2	100%	2
PTC LABORATORIES			2	100%	2
PREMIER PEDIATRICS LLC			2	100%	2
MINUTECLINIC DIAGNOSTIC PA #7110		2			2
EVENING PEDIATRICS INC		1	1	50%	2
CVS NM7242POCT ALBUQUERQUE		2			2
Eagle Health and Rehabilitation		2			2
AFC PHYSICIANS OF FLORIDA, PA			2	100%	2
UVA HEALTH SYSTEM MEDICAL LABORATORIES			2	100%	2
UNITED MEMORIAL MEDICAL CENTER			2	100%	2
NORTH MCALLEN PEDIATRIC CENTER			2	100%	2
NOVA SOUTHEASTERN UNIVERSITY - STUDENT MEDICAL CTR			2	100%	2
FALCON HEALTH CENTER			2	100%	2
SKIN WELLNESS PHYSICIANS LLC		2			2
OMEGA RESEARCH CONSULTANTS			2	100%	2
PUBLIX PHARMACY #1092		2			2
ADVENTHEALTH GORDON		2			2
GREEN POINT RX INC DBA ALTRU CHEMISTS		2			2
WESTMINSTER SUNCOAST			2	100%	2
BFT LAB			2	100%	2
SOUTHEASTERN INSTITUTE OF RESTORATIVE MEDICINE		1	1	50%	2
Holiday Retirement Home			2	100%	2
MINUTECLINIC DIAG OF IND, LLC #6250		2			2
ARCPPOINT LABS OF ALTAMONTE SPRINGS			2	100%	2
FLORIDA KEYS PED & ADOLES CTR			2	100%	2
WELL HEALTH LABS			2	100%	2
MEDERI CARETENDERS		1	1	50%	2
Alden Des Plaines			2	100%	2
Kroger 550 - The Little Clinic Bellevue		2			2
SPRINGHILL SENIOR RESIDENCE		2			2
MERCY HEALTH			2	100%	2
MATHER HOSPITAL			2	100%	2
SIGNAL DIAGNOSTICS DBA FLOWHEALTH LABS			2	100%	2
RUST MEDICAL CENTER		2			2
LIFESPRING COMMUNITY HEALTH		2			2
University Center East			2	100%	2
MIDDLEBURG PEDIATRICS			2	100%	2
Providence of Sparta Health and Rehabilitation		2			2
CLEAR LAKE REGIONAL MEDICAL CENTER			2	100%	2

# COVID-19: testing by laboratory

Data through Mar 25, 2021 verified as of Mar 26, 2021 at 09:25 AM

Data in this report are provisional and subject to change.

The numbers in the table below represent the number of Florida and non-Florida residents for whom test results were received by the Department of Health. A person can be tested by more than one laboratory and can have both positive and negative results. **Therefore, the sum of the numbers in each column will be larger than the total number of people tested.**

Reporting lab	Inconclusive	Negative	Positive	Percent positive	Total
OELWEIN HEALTH CARE CENTER		2			2
TRINITAS REGIONAL MEDICAL CENTER		1	1	50%	2
MEDICAL ASSOCIATES OF BREVARD DR S VYAS			2	100%	2
TULANE MEDICAL CENTER			2	100%	2
John L. McClellan Memorial Veterans Hospital		2			2
HAPPY KIDZ PEDIATRICS PL		1	1	50%	2
441 URGENT CARE-MULBERRY			2	100%	2
PALMETTO FAMILY HEALTH CENTER			2	100%	2
MEDEXPRESS URGENT CARE-WILKINS TOWNSHIP, WILLIAM PENN HIGHWAY		2			2
RAINY LAKE MEDICAL CENTER			2	100%	2
CPL LABS			2	100%	2
MAIN STREET MEDICAL CENTERS		2			2
PUBLIC HEALTH LABORATORY	1		1	50%	2
ACCESS MEDICAL GROUP OF TAMPA II, INC		2			2
CRISP REGIONAL HOSPITAL		2			2
IN & OUT URGENT CARE METAIRIE			2	100%	2
DOCTORS MEDICAL CTR OF WALTON COUNTY			2	100%	2
CHEROKEE COUNTY HEALTH AND REHAB CENTER		2			2
WELLMED AT SOUTH STUART		2			2
WELLNESS MEDICAL CLINIC			2	100%	2
DELRAY BEACH HEALTH CENTER			2	100%	2
SPECTRUM HEALTH			2	100%	2
HAMILTON CHD		2			2
FL DEPT OF HEALTH MARION COUNTY MOBILE HEALTH UNIT			2	100%	2
SUMMIT URGENT CARE PS			2	100%	2
CVS AZ7075POCT CHANDLER		2			2
CQUENTIA NGS, LLC			2	100%	2
PEACEHEALTH CENTRAL		2			2
VALLEY MEDICAL LABORATORY			2	100%	2
DIVERSE MEDICAL CARE LLC			2	100%	2
ELMHURST MEMORIAL HOSPITAL			2	100%	2
CVS PA7132POCT THORNDAL		2			2
Walgreens #9278		2			2
TWELVE OAKS RECOVERY CENTER			2	100%	2
CORNERSTONE MEDICAL CARE OF BRANDON		2			2
NEMOURS CHILDREN'S PRIMARY CARE THE VILLAGES		2			2
COMPLETE HEALTH MEDICAL CENTER			2	100%	2
THE FOUNTAIN AT BOCA CIEGA BAY		2			2
CHI MEMORIAL PRIMARY CARE ASSOCIATES-A		2			2
ONTARIO COUNTY PUBLIC HEALTH		2			2
First Care Living Center/Essentia Health			2	100%	2
WOMENS CARE FLORIDA LLC-LABORATORY		2			2
MEDEXPRESS URGENT CARE - BENTON		2			2
CARE NOW DENTON			2	100%	2
CVS SC2250POCT COLUMBIA		2			2
EXCEL URGENT CARE OF PARAMUS LLC		2			2



# COVID-19: testing by laboratory

Data through Mar 25, 2021 verified as of Mar 26, 2021 at 09:25 AM

Data in this report are provisional and subject to change.

The numbers in the table below represent the number of Florida and non-Florida residents for whom test results were received by the Department of Health. A person can be tested by more than one laboratory and can have both positive and negative results. **Therefore, the sum of the numbers in each column will be larger than the total number of people tested.**

Reporting lab	Inconclusive	Negative	Positive	Percent positive	Total
BAYMEADOWS PRIMARY CARE		2			2
PALM COAST DIALYSIS		2			2
KEATING SPORTS CENTER		2			2
MIDDLE TENN MENTAL HEALTH INSTITUTE		2			2
NATHAN LITTAUER HOSPITAL LAB		2			2
STATCARE URGENT AND WALK-IN			2	100%	2
POPLAR HEALTHCARE			2	100%	2
WillowBrooke Court at Westminster Village		2			2
Iron County Medical Care Facility		2			2
GRACE HEALTHCARE OF LAKE WALES		1	1	50%	2
PROSPECT URGENT CARE			2	100%	2
VAULT MEDICAL SERVICES		1	1	50%	2
PALMS OF FT MYERS,THE			2	100%	2
Great Lakes Health Center			2	100%	2
ROCKWALL URGENT CARE			2	100%	2
Manor At Perrysburg		2			2
ONE MEDICAL GROUP		1	1	50%	2
FLORIDA DEPARTMENT OF HEALTH IN ESCAMBIA COUNTY		1	1	50%	2
MELBOURNE URGENT CARE			2	100%	2
ADVENTHEALTH MEDICAL GROUP FAMILY AND INTERNAL		1	1	50%	2
ST JOSEPH'S HOSPITAL INC			2	100%	2
SUNNYSIDE MANOR		2			2
HELEN HAYES HOSPITAL LABORATORY		2			2
PREMIER MEDICAL LABORATORY			2	100%	2
Kroger 441 - The Little Clinic Middletown		2			2
MILFORD REGIONAL HOSPITAL			2	100%	2
BLUEWATER TOXICOLOGY			2	100%	2
Waycross Health and Rehabilitation		2			2
Crestwood Nursing Center		1	1	50%	2
Oak Creek Terrace		2			2
University Plaza Rehabilitation and Nursing			2	100%	2
WEST COAST PEDIATRICS			2	100%	2
BAYSTATE MEDICAL CENTER		1	1	50%	2
PPD CLINICAL RESEARCH UNIT			2	100%	2
Garden Isle Healthcare and Rehabilitation Center		2			2
LEGACY LABORATORY SERVICES			2	100%	2
BAYCARE OUTREACH LAB			2	100%	2
Kroger 101 - The Little Clinic Hill Top		2			2
CARENOW LENEXA			2	100%	2
DEER'S HEAD CENTER		2			2
RICHICHI FAMILY HEALTH			2	100%	2
LABCORP OF AMERICA HOLDINGS		1	1	50%	2
GENETIC ASSAYS INC			2	100%	2
TWIN LAKES REHAB & HEALTHCARE		2			2
ATLAS GENOMICS			2	100%	2
MASSENA HOSPITAL LABORATORY		2			2

# COVID-19: testing by laboratory

Data through Mar 25, 2021 verified as of Mar 26, 2021 at 09:25 AM

Data in this report are provisional and subject to change.

The numbers in the table below represent the number of Florida and non-Florida residents for whom test results were received by the Department of Health. A person can be tested by more than one laboratory and can have both positive and negative results. **Therefore, the sum of the numbers in each column will be larger than the total number of people tested.**

Reporting lab	Inconclusive	Negative	Positive	Percent positive	Total
Macon Valley Nursing and Rehabilitation Center		2			2
AFC/DOCTORS EXPRESS NORTH BERGEN		2			2
DELAWARE DIAGNOSTICS LABS			2	100%	2
HUMILITY OF MARY HEALTH PARTNERS			2	100%	2
MEDEXPRESS URGENT CARE - SPRINGFIELD, COOLEY ST		2			2
NEIGHBORCARE PHARMACY SERVICES		2			2
ADVANCED MEDICAL OF FLORIDA			2	100%	2
CVS MINUTE CLINIC #5836		2			2
PLASMA MED RESEARCH DBA		2			2
MEDEXPRESS URGENT CARE - SPRINGDALE, S 40TH STREET		2			2
CVS IN6572POCT INDIANAPOLIS		2			2
MEMORIAL HERMANN			2	100%	2
MAGNOLIA ADULT, LLC			2	100%	2
RAPID MEDLAB (004MO)		2			2
Tuscola County Medical Care Community		2			2
INTERMOUNTAIN MEDICAL CENTER			2	100%	2
RAPID MD			2	100%	2
EXPRESS PHARMACY INC		1	1	50%	2
SANTA ROSA COUNTY HEALTH DEPARTMENT			2	100%	2
JACKSON LABORATORY OF GENOMIC MEDICINE		2			2
MIDLAND MEMORIAL HOSPITAL			2	100%	2
WALKONCLINIC			2	100%	2
TRUE HEALTH INC			2	100%	2
VA Greater LA HCS-Santa Maria OPC			2	100%	2
Beecher Manor Nursing and Rehabilitation Center		2			2
INTERNAL MEDICINE ASSOCIATES-DUNELLON			2	100%	2
BROOKSVILLE DIALYSIS			2	100%	2
WARD MEMORIAL HOSPITAL		2			2
Kroger 647 - The Little Clinic Newnan Crossings		1	1	50%	2
Kroger 020 - The Little Clinic Wheat Ridge		2			2
INTEGRATED REGIONAL LABS			2	100%	2
Kroger 130 - The Little Clinic Colorado Springs		2			2
RCA LABORATORY SERVICES LLC			2	100%	2
PATIENT FIRST MEDICAL CENTER-CARYTOWN			2	100%	2
TALLAHASSEE MEMORIAL HEALTHCARE FAMILY MED RESIDENCY			2	100%	2
MY PHARMACY			2	100%	2
Virginia Gay Nursing and Rehab		2			2
EASTSIDE MEDICAL CENTER		2			2
Medilodge of Monroe		2			2
THE WINDSOR ORTEGA		2			2
COVANCE			2	100%	2
MEDEXPRESS URGENT CARE-SALINA, S 9TH ST		2			2
AMICUS MEDICAL CENTER LLC			2	100%	2
CVS SC7567POCT BOILING SPRINGS		1	1	50%	2
PRIMACARE MEDICAL LAKEWOOD			2	100%	2
NEW GEN LABS			2	100%	2

# COVID-19: testing by laboratory

Data through Mar 25, 2021 verified as of Mar 26, 2021 at 09:25 AM

Data in this report are provisional and subject to change.

The numbers in the table below represent the number of Florida and non-Florida residents for whom test results were received by the Department of Health. A person can be tested by more than one laboratory and can have both positive and negative results. **Therefore, the sum of the numbers in each column will be larger than the total number of people tested.**

Reporting lab	Inconclusive	Negative	Positive	Percent positive	Total
ROYAL OAK MEDICAL CENTER LLC DBA CHARACTER FAMILY			2	100%	2
ORMOND BEACH URGENT CARE			2	100%	2
SPECTRA EAST INC		1	1	50%	2
MEDEXPRESS URGENT CARE - BRIDGEVILLE		2			2
CONCENTRA - ORLANDO SOUTH II		2			2
NIAGARA APOTHECARY INC		2			2
MEDEXPRESS URGENT CARE - RUNNEMEDE		1	1	50%	2
UNIVERSITY OF MIAMI SCCC RESEARCH LABORATORY			2	100%	2
JRS LABORATORY			2	100%	2
MC DIAGNOSTIC OF CONNECTICUT, PC #252		1	1	50%	2
SHELL POINT HOME HEALTH			2	100%	2
VA CBOC			2	100%	2
FLORIDA MEDICAL CLINIC CARDIOLOGY-ZH			2	100%	2
RHODE ISLAND DEPARTMENT OF HEALTH LABORATORIES			2	100%	2
Workmens Circle Multicare Center		2			2
CLEVELAND CLINIC FLORIDA LABORATORY			2	100%	2
KIVA AT MOUNT DORA			2	100%	2
Jacob's Creek Nursing and Rehabilitation Center		2			2
TENNESSEE DEPARTMENT OF HEALTH (TDH) - REGIONAL LABORATORY			2	100%	2
MARTIN MEDICAL CENTER INC		1	1	50%	2
ARLINGTON DIALYSIS CENTER LLC		2			2
THE HOSPITAL OF PROVIDENCE EMERGENCY ROOM			2	100%	2
Imboden Creek Living Center		2			2
SACRED HEART HOSPITAL ON THE EMERALD			2	100%	2
Kroger 596 - The Little Clinic Brentwood		2			2
Eugene J. Towbin Healthcare Center		2			2
Manor Care-Kingston Court of York PA, LLC		2			2
CVS M08581POCT BLUE SPRINGS		1	1	50%	2
BAYLOR SCOTT & WHITE COMPREHENSIVE WOUND			2	100%	2
UW HOSPITAL AND CLINICS		1	1	50%	2
RIVERSIDE METHODIST HOSPITAL LAB			2	100%	2
BAYCARE LABORATORIES			2	100%	2
BD MEDICAL SYSTEMS			2	100%	2
RABI SINHA, MD		2			2
ROCKEFELLER UNIVERSITY CLINICAL GENOMICS LABORATOR		2			2
LILY PHARMACY		2			2
MEDEXPRESS URGENT CARE - CEDAR KNOLLS		2			2
BAY CORRECTIONAL AND REHABILITATION FACILITY			2	100%	2
MEDEXPRESS URGENT CARE - SOUTH CHARLESTON		2			2
BIRMINGHAM INTERNAL MEDICINE ASSOCIATE		1	1	50%	2
SHELBYVILLE HOSPITAL COMPANY		2			2
MIDWAY SPECIALTY CARE CENTER INC		2			2
SOUTHERN TENNESSEE MEDICAL CENTER			2	100%	2
INTEAM HEALTH, INC.			2	100%	2
BLACKBAG DIGITAL HEALTH LLC		2			2
CORE OCCUPATIONAL RESOURCES, LLC			2	100%	2

# COVID-19: testing by laboratory

Data through Mar 25, 2021 verified as of Mar 26, 2021 at 09:25 AM

Data in this report are provisional and subject to change.

The numbers in the table below represent the number of Florida and non-Florida residents for whom test results were received by the Department of Health. A person can be tested by more than one laboratory and can have both positive and negative results. **Therefore, the sum of the numbers in each column will be larger than the total number of people tested.**

Reporting lab	Inconclusive	Negative	Positive	Percent positive	Total
NEW BRIDGE MEDICAL CENTER		2			2
UF KANAPAH LAB BEAKER		2			2
OSF ST JOSEPH MEDICAL CENTER			2	100%	2
SWEDISH COVENANT HOSPITAL			2	100%	2
MAJESTIC GUARDIANS			2	100%	2
CONWAY MEDICAL CENTER			2	100%	2
LAKE SUCCESS EXTENDED CARE		2			2
AUGUSTA HEALTH SKILLED CARE			2	100%	2
CVS NJ2508POCT MANALAPAN		2			2
HOCHBERG LOWER SCHOOL		2			2
CARE 365			2	100%	2
GALEN BAYLOR EXTENSION		2			2
MINUTECLINIC DIAGNOSTIC OF OHIO #6192		2			2
PRECISION CLINICAL RESEARCH			2	100%	2
TMH REHABILITATION CENTER		2			2
RRMC CREEKSIDE LAB		2			2
WURLAND NURSING AND REHABILITATION, L		2			2
WISCONSIN STATE LABORATORY OF HYGIENE		1	1	50%	2
BUFFALO CROSSINGS HEALTHCARE AND REHABILITATION CENTER			2	100%	2
YOUTH AND YOU, INC		2			2
CVS MA969POCT PALMER		2			2
SUNSHINE PHARMACY		2			2
MOUNT SINAI MEDICAL CENTER OF FLORIDA, INC			2	100%	2
Timber Ridge Health Care Center			2	100%	2
DALLAS VA MEDICAL CENTER - VA NORTH TEXAS HEALTH CARE SYSTEM			2	100%	2
UT PATH			2	100%	2
Elba Nursing and Rehabilitation Center, LLC		2			2
LIFETIME FAMILY URGENT CARE			2	100%	2
FLORIDA CLINICAL LABORATORY INC			2	100%	2
MAINE CENTER FOR DISEASE CONTROL AND PREVENTION			2	100%	2
Walgreens #12427		1	1	50%	2
ADVENT HEALTH CENTRAL TEXAS		1	1	50%	2
MEMORIAL HEALTH UNIVERSITY MEDICAL CENTER			2	100%	2
ST LUKES HOSPITAL			2	100%	2
PALM BAY COMMUNITY OUTPATIENT CLINIC		2			2
NORTH MANATEE HEALTH CARE CENTER			2	100%	2
HCR MANOR CARE SERVICES OF FLORIDA III INC		2			2
SIGNATURE CARE LEWISVILLE-EMERGENCY CENTER		1	1	50%	2
CRUC CMCH-COVID-19		2			2
BOND COMMUNITY HEALTH CENTER			2	100%	2
FLORIDA SCHOOL FOR THE DEAF & BLIND			2	100%	2
JOHN D. ARCHBOLD MEM. HOSPITAL			2	100%	2
STATE OF FLORIDA			2	100%	2
MED-LAKE LABORATORY, LLC			2	100%	2
COASTAL MEDICAL LAB			2	100%	2
EASTERN NEW MEXICO UNIVERSITY STUDENT		2			2

# COVID-19: testing by laboratory

Data through Mar 25, 2021 verified as of Mar 26, 2021 at 09:25 AM

Data in this report are provisional and subject to change.

The numbers in the table below represent the number of Florida and non-Florida residents for whom test results were received by the Department of Health. A person can be tested by more than one laboratory and can have both positive and negative results. **Therefore, the sum of the numbers in each column will be larger than the total number of people tested.**

Reporting lab	Inconclusive	Negative	Positive	Percent positive	Total
CVS AZ5477POCT SURPRISE		2			2
HACKENSACK MERIDIAN URGENT CARE, PC		2			2
AYASS BIOSCIENCE LLC			2	100%	2
SANIBEL MEDICAL CLINIC			2	100%	2
PREMIER MOBILE HEALTH SERVICES, LLC			2	100%	2
FLORIDA MEDICAL CLINIC, LLC			2	100%	2
Chatham Nursing and Rehab Center		2			2
TMH PHYSICIAN PARTNERS MONTICELLO		1	1	50%	2
BAYCARE OUTREACH LAB WH SOUTH			2	100%	2
CDK LIBERTY ENTERPRISES, LLC		2			2
The Palms Nursing and Rehabilitation		1	1	50%	2
SOUTHERN BREEZE HEALTHCARE		1	1	50%	2
DASCENA LAB			2	100%	2
USCG ABBOTT BINAXNOW		1	1	50%	2
MILLER COUNTY HOSPITAL		2			2
PALM MEDICAL CENTER - PLANT CITY		2			2
CVS MA2125POCT NATICK		1	1	50%	2
KAISER SUNNYSIDE MEDICAL CTR LAB		2			2
FHCP ASC - ORANGE CITY			2	100%	2
EVERYBODY'S FAMILY CLINIC		2			2
AHC PARIS		2			2
PRONTO URGENT CARE			2	100%	2
NORTHSIDE HOSPITAL DULUTH		1	1	50%	2
UNIVERSITY OF MARYLAND MEDICAL CENTER			2	100%	2
ACKERMAN CANCER CENTER		2			2
WARE EXPRESS CARE			2	100%	2
ADVOCATE SHERMAN HOSPITAL			2	100%	2
UNIVERSTIY OF ILLINOIS HOSPITAL			2	100%	2
UPSON REGIONAL MEDICAL CENTER		1	1	50%	2
UTMB PATHOLOGY CLINICAL SERVICES LABORATORY			2	100%	2
ATVIVO LLC		2			2
PHOEBE BERKS HEALTH CARE CENTER		2			2
JEFFERSON WASHINGTON TOWNSHIP HOSPITAL		2			2
KANSAS CITY VA MEDICAL CENTER			2	100%	2
MEDEXPRESS - WILMINGTON KIRKWOOD HIGHWAY		2			2
COX HEALTH SOUTH LAB		1	1	50%	2
CROSSTOWN PHARMACY		2			2
EXCELTOX LABORATORIES LLC		2			2
DALLAS MEDICAL CENTER			2	100%	2
UHEALTH CORAL SPRINGS			2	100%	2
LINIL VISITING NURSES, INC		2			2
CARE ATC SUN HYDRAULICS TALLAVAST			2	100%	2
CATSKILL REGIONAL MEDICAL CENTER		2			2
HEALTH PARTNERS REGIONAL HOSPITAL			2	100%	2
NATIONAL JEWISH HEALTH			2	100%	2
CVS IN6559POCT AVON		2			2

# COVID-19: testing by laboratory

Data through Mar 25, 2021 verified as of Mar 26, 2021 at 09:25 AM

Data in this report are provisional and subject to change.

The numbers in the table below represent the number of Florida and non-Florida residents for whom test results were received by the Department of Health. A person can be tested by more than one laboratory and can have both positive and negative results. **Therefore, the sum of the numbers in each column will be larger than the total number of people tested.**

Reporting lab	Inconclusive	Negative	Positive	Percent positive	Total
VILLAGES HEALTH SYSTEM, LLC, THE			2	100%	2
RIGHT AT HOME			2	100%	2
HEALTH & REHAB CTR AT DOLPHINS VIEW, THE			2	100%	2
PIEDMONT WALTON HOSPITAL		2			2
CVS MA920POCT CLINTON		2			2
FLORIDA MEDICAL CLINIC RADIOLOGY DALE MABRY		2			2
POMERENE HOSPITAL			2	100%	2
MINERS COLFAX MEDICAL CENTER		2			2
VAULT HEALTH			2	100%	2
METROHEALTH SYSTEM			2	100%	2
PM PEDIATRICS OF BAYSIDE, PLLC - RIVE		2			2
Cedar Valley Nursing & Rehab Center		2			2
AFC URGENT CARE GUNBARREL			2	100%	2
Church Creek SNF			2	100%	2
LACORP		1	1	50%	2
BAPTIST HEALTH LEXINGTON			2	100%	2
JULIE STAATS DO		2			2
SOUTHEAST GEORGIA HEALTH SYSTEM			2	100%	2
BROOKDALE ALTAMONTE SPRINGS			2	100%	2
SPRINGFIELD HOSPITAL LABORATORY			2	100%	2
DOCTORS CARE OF PALM COAST			2	100%	2
ASHLEY PEDIATRICS			2	100%	2
The Suites at Western Home Communities		2			2
DEPT OF HEALTH			2	100%	2
Sevierville Health and Rehabilitation		2			2
ATLANTIC DIAGNOSTICS			2	100%	2
RIVERVIEW MEDICAL CLINIC		2			2
GERM BUSTERS 911 LLC			2	100%	2
Bedford Care Center of Hattiesburg		2			2
WillowBrooke Court at Southampton Estates		2			2
MD NOW URGENT CARE CENTER INC.			2	100%	2
DUBOIS CONTINUUM OF CARE COMMUNITY INC		2			2
MINUTECLINIC DIAGNOSTIC OF NEVADA-9586		1	1	50%	2
JUPITER PEDIATRIC ASSOCIATES, PA		1	1	50%	2
GULF COAST MEDICAL CENTER RESPIRATORY CARE			2	100%	2
CARESPOT URGENT CARE		1	1	50%	2
FLORIDA PRIMARY CARE CENTER PA		2			2
VALUE DRUGS GREENLAWN INC		2			2
ADVENTHEALTH IMAGING PARTIN SETTLEMENT			2	100%	2
CVS OH6185POCT PICKERINGTON		2			2
SOUTHERN SURGICAL ARTS		2			2
RIVER CITY MEDICAL ASSOCIATES, INC			2	100%	2
RENFREW CENTERS INC		2			2
ACCESS MEDICAL GROUP OF FLORIDA CITY			2	100%	2
107TH PLACE GROUP HOME		2			2
VA SALT LAKE CITY HCS		2			2

# COVID-19: testing by laboratory

Data through Mar 25, 2021 verified as of Mar 26, 2021 at 09:25 AM

Data in this report are provisional and subject to change.

The numbers in the table below represent the number of Florida and non-Florida residents for whom test results were received by the Department of Health. A person can be tested by more than one laboratory and can have both positive and negative results. **Therefore, the sum of the numbers in each column will be larger than the total number of people tested.**

Reporting lab	Inconclusive	Negative	Positive	Percent positive	Total
INSPIRIT SENIOR LIVING			2	100%	2
ADVANCE FAMILY PRACTICE LLC			2	100%	2
UK HEALTHCARE			2	100%	2
BERGEN COUNTY SURGICAL AND ENDOSCOPY CENTER		2			2
CVS AZ7841POCT TUCSON		2			2
CORTLAND PARK REHABILITATION AND NURSING CENTER		1	1	50%	2
MAJESTIC OAKS			2	100%	2
UHEALTH CARDIOLOGY			2	100%	2
SOWAL HEALTH & DRUG			2	100%	2
EXPRESSCARE URGENT CARE CENTER			2	100%	2
SOUTH TAMPA AFTER HOURS CLINIC			2	100%	2
PARKLAND HEALTH & HOSPITAL			2	100%	2
PALM WEST INTERNIST PA			2	100%	2
Camellia Gardens		2			2
NORTH OKALOOSA PHYSICIAN GRP - WALK IN CLINIC			2	100%	2
ASPIRUS RIVERVIEW HOSPITAL & CLINICS INC		1	1	50%	2
COUNTRY COTTAGE		2			2
WALGREENS #05477		2			2
CVS CT288POCT BRISTOL		2			2
DNA DIAGNOSTICS CENTER		2			2
AUSTIN REGIONAL CLINIC MICROBIOLOGY LAB			2	100%	2
TIFT REGIONAL HLTH SYSTEM, INC DBA SOU		2			2
FIRST CHOICE MEDICAL PC			2	100%	2
ESCANDON DIAGNOSTIC CLINIC			2	100%	2
Englewood Health Care Center		2			2
PARKRIDGE MEDICAL CENTER			2	100%	2
Kroger 672 - The Little Clinic Bill Kennedy & Glenwood		2			2
NORTHWEST MEDICAL CENTER LABORATORY		2			2
CVS NC2559POCT CHARLOTTE		2			2
MAGNOLIA MANOR OF COLUMBUS		2			2
Kroger 412 - The Little Clinic Oxford		2			2
Lake Charles Healthcare LLC dba Landmark Lake Charles			2	100%	2
HPH HOME CARE		1	1	50%	2
UNIVERSITY OF MISSOURI HEALTH CARE			2	100%	2
VA OUTPATIENT PHARMACY			2	100%	2
UWMC MONTLAKE DEPT OF LAB MED			2	100%	2
APPLING NURSING & REHABILITATION PAVIL		2			2
GASTROENTEROLOGY ASSOCIATES			2	100%	2
Kroger 400 - The Little Clinic Hartley Bridge Rd		1	1	50%	2
ASSOCIATES IN UROGYNECOLOGY MD LLC		2			2
MAWD PATHOLOGY GROUP			2	100%	2
NORTHSIDE FAMILY MEDICINE AND URGENT CARE (CUMMING)		2			2
AdventHealth Care Center Orlando North			2	100%	2
CATHOLIC HEALTH LABORATORY SERVICES		2			2
MEDICAL CENTER, THE		2			2
WASHINGTON STATE DEPARTMENT OF HEALTH PUBLIC HEALTH LABORATORIES			2	100%	2

# COVID-19: testing by laboratory

Data through Mar 25, 2021 verified as of Mar 26, 2021 at 09:25 AM

Data in this report are provisional and subject to change.

The numbers in the table below represent the number of Florida and non-Florida residents for whom test results were received by the Department of Health. A person can be tested by more than one laboratory and can have both positive and negative results. **Therefore, the sum of the numbers in each column will be larger than the total number of people tested.**

Reporting lab	Inconclusive	Negative	Positive	Percent positive	Total
EXCEPTIONAL EMERGENCY CENTER - AMARILLO			2	100%	2
MEDEXPRESS URGENT CARE - LINCOLN N 26T		2			2
Kroger 853 - The Little Clinic East Broad Street		2			2
GOUVERNEUR HOSPITAL LABORATORY		2			2
CARTERSVILLE MEDICAL CENTER			2	100%	2
NORTHSIDE FAMILY MEDICINE AND URGENT CARE (HOLLY SPRINGS)		2			2
CHESTERFIELD HEALTHCARE GROUP, INC		2			2
Oakmont of Katy Nursing and Rehabilitation		2			2
Acts Manor House		1			1
LINCOLN COUNTY MEDICAL CENTER		1			1
Alden Lincoln Park			1	100%	1
NORTH PALM CHIDRENS PHYSICIANS			1	100%	1
ALBUQUERQUE INDIAN HEALTH CENTER		1			1
CENTRAL FLORIDA HOSPITALIST			1	100%	1
ADVANCE HEALTH AND WELLNESS SOLUTIONS			1	100%	1
SUNRISE CLINIC SANTA ROSA		1			1
Brio of Johnston		1			1
UT MD ANDERSON CANCER CENTER-TUMOR MARKER LAB			1	100%	1
Greene Meadows Nursing and Rehabilitation Center		1			1
CARSON NURSING AND REHABILITATION CENTER		1			1
GAMMA HEALTHCARE, INC		1			1
Hawthorne House		1			1
ARTESIAN HOME		1			1
LIFE CARE CENTER OF HILTON HEAD		1			1
METRO HEALTH HOSPITAL LABORATORY		1			1
BRIDGEWATER PARK ASSISTED LIVING LLC			1	100%	1
STONECREST MEDICAL CENTER		1			1
REGIONAL MEDICAL LABORATORY			1	100%	1
CLEVELAND HEARTLAB			1	100%	1
PRINCIPLE DIAGNOSTICS LLC			1	100%	1
Crisp Regional Nursing and Rehab Center		1			1
MEDPOST URGENT CARE - CIBOLO			1	100%	1
MEDEXPRESS URGENT CARE - ROCKAWAY		1			1
ARLINGTON ADULT RESIDENTIAL FACILITY, INC			1	100%	1
WALGREENS #5130			1	100%	1
Kroger 541 - The Little Clinic Long Hollow Pike		1			1
CVS HEALTH, #5962		1			1
CVS OH6164POCT DELAWARE		1			1
FRIO REGIONAL PRIMARY CARE AND URGENT CARE CLINIC			1	100%	1
FAMILY PRACTICE OF CENTRAL FLORIDA PA			1	100%	1
CAROLINAS HEALTHCARE SYSTEM LAB			1	100%	1
MEMORIAL HOSPITAL MIRAMAR WAIVED TESTING			1	100%	1
Parkview Care Center			1	100%	1
SLIDELL MEMORIAL HOSPITAL			1	100%	1
EVANS FAMILY CARE PA			1	100%	1
DEPARTMENT OF HEALTH SERVICES			1	100%	1



# COVID-19: testing by laboratory

Data through Mar 25, 2021 verified as of Mar 26, 2021 at 09:25 AM

Data in this report are provisional and subject to change.

The numbers in the table below represent the number of Florida and non-Florida residents for whom test results were received by the Department of Health. A person can be tested by more than one laboratory and can have both positive and negative results. **Therefore, the sum of the numbers in each column will be larger than the total number of people tested.**

Reporting lab	Inconclusive	Negative	Positive	Percent positive	Total
DEVLAB, LLC			1	100%	1
Nemours Children's Clinic-Orla			1	100%	1
NEMOURS CHILDREN'S PRIMARY CARE			1	100%	1
INTERNAL MEDICINE GROUP OF CENTRAL FLORIDA			1	100%	1
MEMORIAL HERMANN SOUTHWEST HOSPITAL			1	100%	1
COASTAL PEDIATRICS LLC			1	100%	1
HIGH DESERT COURT GROUP HOME			1	100%	1
PCG MOLECULAR			1	100%	1
Brattleboro Crossings LLC dba Pine Heights at Brattleboro		1			1
ICARE		1			1
UABC			1	100%	1
CVS AZ69POCT PEORIA		1			1
NABI		1			1
DERMDX, DIV OF AURORA DIAGNOSTICS/BERNHARDT LAB		1			1
MINUTE CLINIC DIAGNOSTIC MED GRP OF CA		1			1
MD NOW MEDICAL CENTERS, INC			1	100%	1
WEST CARVER MEDICAL ASSOCIATES		1			1
HUNTERS CREEK MEDICAL ASSOCIATES PA		1			1
ADVANCED INDIVIDUALIZED MEDICINE OF NAPLES			1	100%	1
WINTER GARDEN CHILDREN'S HEALTH CENTERS			1	100%	1
ALIMETRIX INC		1			1
ASHLEY PEDIATRICS DAY AND NIGHT CLINIC			1	100%	1
CAN COMMUNITY HEALTH LLC		1			1
COMMUNITY CARE CENTER		1			1
DR PHILLIPS CENTER FOR WELLNESS		1			1
Bolingreen Health and Rehabilitation		1			1
AML DIAGNOSTICS- ADV TESTING IN METABOLIC MEDICINE			1	100%	1
WELLSTAR PAULDING HOSPITAL		1			1
CVS IL2788POCT BUFFALO GROVE		1			1
NORTH SHORE HEMATOLOGY-ONCOLOGY ASSOCIATES PC		1			1
SIGNATURE CARE MIDLAND			1	100%	1
DOYLESTOWN HOSPITAL			1	100%	1
GADSDEN FAMILY PRACTICE		1			1
GENEVA FAMILY HEALTH			1	100%	1
TMH URGENT CARE CENTER			1	100%	1
BEACH CARE PLLC			1	100%	1
YORK HOSPITAL: MICROBIOLOGY			1	100%	1
CLIFTON-FINE HOSPITAL LABORATORY		1			1
Princeton Place			1	100%	1
AIRCARE INTERNATIONAL		1			1
BAY AREA HOSPITAL LAB & HST		1			1
GREATER MIAMI DIALYSIS			1	100%	1
NORTHERN KENTUCKY HEALTH DEPARTMENT			1	100%	1
WAKE FOREST MEDICAL CENTER LABORATORY			1	100%	1
Peninsula Nursing and Rehabilitation Center		1			1
Melbourne Terrace Rehabilitation Center			1	100%	1

# COVID-19: testing by laboratory

Data through Mar 25, 2021 verified as of Mar 26, 2021 at 09:25 AM

Data in this report are provisional and subject to change.

The numbers in the table below represent the number of Florida and non-Florida residents for whom test results were received by the Department of Health. A person can be tested by more than one laboratory and can have both positive and negative results. **Therefore, the sum of the numbers in each column will be larger than the total number of people tested.**

Reporting lab	Inconclusive	Negative	Positive	Percent positive	Total
WALGREENS #10264		1			1
HUGH CHATHAM FAMILY MEDICINE INDEPENDENCE		1			1
BLAKE AT PENSACOLA OPERATION CO, LLC, THE			1	100%	1
LOUNDY		1			1
EASTGENE LABORATORIES		1			1
WALGREENS #10854		1			1
THE INTERNAL MEDICAL GROUP		1			1
Walgreens #5421		1			1
LEHIGH REGIONAL WOUND CENTER			1	100%	1
WALGREENS #10308		1			1
LAKELAND MEDICAL CENTER			1	100%	1
Walgreens #3049		1			1
Crowne Health Care of Eufaula		1			1
SARHA DOCTORS CENTER			1	100%	1
Arlington Health and Rehabilitation		1			1
BAPTIST HEALTH PRIMARY CARE AT CUTLER BAY			1	100%	1
DSI LABORATORIES-NAPLES-7TH			1	100%	1
PHOEBE PUTNEY MEMORIAL HOSPITAL		1			1
HEARTLAND PHARMACY SEBRING			1	100%	1
CVS OH2540POCT HILLIARD		1			1
ISLAND NURSING HOME			1	100%	1
MARYLAND DEPARTMENT OF HEALTH AND MENTAL HYGIENE			1	100%	1
SANTA ROSA PEDIATRICS			1	100%	1
LUMICO LIFE INSURANCE COMPANY		1			1
SPEARE MEMORIAL HOSPITAL			1	100%	1
HEALTHPARTNERS HUDSON CLINIC			1	100%	1
MID-FLORIDA PATHOLOGY LLC		1			1
Spring Gate Rehab and Healthcare Center		1			1
ADVENTHEALTH MEDICAL GROUP OBSTETRICS			1	100%	1
BRIDGEWAY CENTER INC			1	100%	1
CVS OH2381POCT LEWIS CENTER		1			1
SMA BEHAVIORAL HEALTH SERVICES INC		1			1
FAMILY & INTERNAL MEDICINE CENTER		1			1
BAYOU URGENT CARE			1	100%	1
HEALTH CARE SERVICES LC			1	100%	1
CURA LABORATORY SERVICES			1	100%	1
Courtenay Springs Village			1	100%	1
LAKE VISTA DIALYSIS			1	100%	1
PALM BEACH DIABETES AND ENDOCRINE SPECIALISTS, PA			1	100%	1
NULL			1	100%	1
ROYAL PALM RETIREMENT CENTRE		1			1
GOOD PEDIATRICS			1	100%	1
5 STAR HOME HEALTH SERVICES INC		1			1
THE LITTLE CLINIC LLC			1	100%	1
BAPTIST ASI			1	100%	1
LRGHEALTHCARE		1			1

# COVID-19: testing by laboratory

Data through Mar 25, 2021 verified as of Mar 26, 2021 at 09:25 AM

Data in this report are provisional and subject to change.

The numbers in the table below represent the number of Florida and non-Florida residents for whom test results were received by the Department of Health. A person can be tested by more than one laboratory and can have both positive and negative results. **Therefore, the sum of the numbers in each column will be larger than the total number of people tested.**

Reporting lab	Inconclusive	Negative	Positive	Percent positive	Total
PALMA CEIA MED GROUP-SWANN		1			1
Manor Care Health Services- Wilmington			1	100%	1
LABORATORIO MEDICO CENTRAL CONDOMINO MD			1	100%	1
FAMILY PHYSICIANS OF WINTER PARK, INC			1	100%	1
SPARTA HEALTH & REHAB		1			1
LADY LAKE FAMILY MEDICINE			1	100%	1
ODYSSEY HEALTH CARE OF MARION COUNTY LLC		1			1
PATIENT FIRST-GENERAL BOOTH			1	100%	1
CALIFORNIA PUBLIC HEALTH LABORATORY			1	100%	1
PASTEUR MEDICAL HIALEAH GARDEN LLC			1	100%	1
MEDHELP			1	100%	1
DORA HOME CARE			1	100%	1
HELGEMO & LIOU PEDIATRICS			1	100%	1
LOVELACE WOMEN'S HOSPITAL		1			1
FHPG INTERNAL MEDICINE OF BRANDON			1	100%	1
HEALTH PLUS SUNRISE MEDICAL OFFICE			1	100%	1
CONCIERGE INTERNAL MEDICINE ASSOCIATES			1	100%	1
Kroger 968 - The Little Clinic Colerain Township		1			1
PUBLIX PHARMACY #1048		1			1
Moab Regional Hospital			1	100%	1
MEMPHIS URGENT CARE #2, LLC			1	100%	1
Le Roy Village Green		1			1
SV MOBILE HEALTH			1	100%	1
HEALTHFORCE PARTNERS INC			1	100%	1
VERMONT DEPT OF HEALTH LABORATORY			1	100%	1
Kroger 359 - The Little Clinic Bellevue		1			1
CLAYTON NURSING AND REHABILITATION		1			1
SMITH			1	100%	1
CHI ST. LUKE'S HEALTH BCM MEDICAL CENTER			1	100%	1
EXCEL URGENT CARE OF NJ			1	100%	1
HERNANDO COUNTY HEALTH DEPT			1	100%	1
Good Samaritan Society		1			1
CVS NV5942POCT LAS VEGAS		1			1
Providence VAMC		1			1
Dugan Memorial Home		1			1
GARNET HEALTH DOCTORS		1			1
WELLPATH			1	100%	1
Westminster Canterbury Richmond		1			1
ST. LUKE'S HOSPITAL			1	100%	1
CVS MN663POCT APPLE VALLEY		1			1
Integrity Healthcare of Carbondale			1	100%	1
CHRISTUS GOOD SHEPHERD MEDICAL CENTER			1	100%	1
PEDRO L ORTEGA MD PA			1	100%	1
Dulles Health and Rehab Center		1			1
MANCHESTER COMMONS		1			1
HIDALGO FAMILY CLINIC			1	100%	1

# COVID-19: testing by laboratory

Data through Mar 25, 2021 verified as of Mar 26, 2021 at 09:25 AM

Data in this report are provisional and subject to change.

The numbers in the table below represent the number of Florida and non-Florida residents for whom test results were received by the Department of Health. A person can be tested by more than one laboratory and can have both positive and negative results. **Therefore, the sum of the numbers in each column will be larger than the total number of people tested.**

Reporting lab	Inconclusive	Negative	Positive	Percent positive	Total
Fairhaven Retirement Community		1			1
CVS CA9103POCT ESCONDIDO		1			1
MEDICAL ASSOCIATES OF THE SHOALS		1			1
Brown Nursing Home		1			1
SC-GA2018 MCCORMICK REHAB & HEALTHCARE		1			1
MADISON AT OVIEDO			1	100%	1
SC-GA2018 SIMPSONVILLE REHABILITATION		1			1
BOLLES SCHOOL, THE			1	100%	1
HOSPITALS OF PROVIDENCE TRANSMOUNTAIN CAMPUS, THE			1	100%	1
BROOKDALE WEST PALM BEACH			1	100%	1
FELD ENTERTAINMENT			1	100%	1
AUSTIN URGENT CARE			1	100%	1
Redwood Springs Healthcare			1	100%	1
PIEDMONT HENRY HOSPITAL, INC		1			1
COLER REHABILITATION AND NURSING CARE		1			1
APEX HOME HEALTHCARE			1	100%	1
HOSPITAL SISTERS HEALTH SYSTEM (HSHS)			1	100%	1
SEPULVEDA OUTPATIENT AND NURSING HOME CARE			1	100%	1
UW MEDICINE CHU LAB			1	100%	1
TERRELL URGENT CARE			1	100%	1
CHILDREN'S MEMORIAL HOSPITAL			1	100%	1
Avera Sr. James Care Center		1			1
GEORGE WASHINGTON UNIVERSITY HOSPITAL			1	100%	1
UMASS MEMORIAL MEDICAL CENTER, INC		1			1
BETHESDA ON TURKEY CREEK			1	100%	1
YOUR HEALTH PEDIATRICS			1	100%	1
LIBERTY COMMONS NURSING AND REHABILITA		1			1
FLORIDA HOSPITAL TRANSPLANT CENTER		1			1
Sharon Care Center			1	100%	1
MEDONE URGENT CARE			1	100%	1
Kroger 894 - The Little Clinic NEC		1			1
HEBER VALLEY HOSPITAL			1	100%	1
COVE AT THE MARBELLA,THE			1	100%	1
METROWEST MEDICAL CENTER - FRAMINGHAM			1	100%	1
PREMIER FAMILY AND SPORTS MEDICINE LLC			1	100%	1
ANDERSON REGIONAL MEDICAL CENTER			1	100%	1
MEDEXPRESS URGENT CARE PENNSVILLE		1			1
HEALTH EXPRESS		1			1
FLORIDA EPIDEMIOLOGY PROGRAM			1	100%	1
Kroger 410 - The Little Clinic Trinity		1			1
JACKSBORO URGENT CARE			1	100%	1
NFRC CLINICAL LAB			1	100%	1
SWIFTCARE URGENT CARE, PLLC			1	100%	1
WEST COAST CLINICAL LABS INC			1	100%	1
VIVEX/UMTB BIOMEDICAL			1	100%	1
DR JAMES D FORBES FAMILY CARE CENTER			1	100%	1

# COVID-19: testing by laboratory

Data through Mar 25, 2021 verified as of Mar 26, 2021 at 09:25 AM

Data in this report are provisional and subject to change.

The numbers in the table below represent the number of Florida and non-Florida residents for whom test results were received by the Department of Health. A person can be tested by more than one laboratory and can have both positive and negative results. **Therefore, the sum of the numbers in each column will be larger than the total number of people tested.**

Reporting lab	Inconclusive	Negative	Positive	Percent positive	Total
DOCTORS AFTER HOURS URGENT CARE CENTER			1	100%	1
GREATER TAMPA AT HOME			1	100%	1
Kroger 682 - The Little Clinic New Holland Market			1	100%	1
ROSE MEDICAL CENTER LAB			1	100%	1
HEALTHCARE ASSOCIATES OF IRVING, LLP			1	100%	1
SHANDSCAIR FLIGHT PROGRAM			1	100%	1
APOLLO ADVANCED HOME HEALTH CORP			1	100%	1
UNLIMITED MEDICAL SERVICES OF FL PL DBA		1			1
BAPTIST HEALTH PRIMARY CARE AT DORAL			1	100%	1
PREMIUM HOME HEALTH CARE INC			1	100%	1
SAINT BARNABAS MEDICAL CENTER		1			1
CLUB HEALTH AND REHABILITATION CENTER, THE		1			1
bishop rehabilitation and nursing center		1			1
ST VINCENTS OUTPATIENT IMAGING		1			1
HOLSTON MEDICAL GROUP		1			1
CVS OH4359POCT HUDSON		1			1
DIVERSICARE OF BIG SPRINGS		1			1
ASSISTED LIVING AT TREZEVANT		1			1
Kroger 83 - The Little Clinic Rock Road		1			1
AUGUSTA HEALTH CLINICAL LABORATORY			1	100%	1
UNIVERSITY OF MN MEDICAL CENTER EAST CAMPUS			1	100%	1
SSC NASHVILLE OPERATING CO LLC D/B/A		1			1
HOUSTON DEPARTMENT OF HEALTH AND HUMAN SERVICES			1	100%	1
OPTUM MEDICAL CLINIC IN ROCKRIMMON			1	100%	1
MID FLORIDA COMMUNITY SERVICES			1	100%	1
A PATTERN MEDICAL CLINIC		1			1
WEST PENSACOLA DIALYSIS CENTER			1	100%	1
QUEST INC			1	100%	1
BEAUMONT HOSPITAL, GROSSE POINTE			1	100%	1
ADVANCED URGENT CARE PLLC		1			1
NAVARRO MEDICAL CENTERS LLC			1	100%	1
HHCS PHARMACY INC			1	100%	1
Overton Brooks VAMC		1			1
JPS HEALTH CENTER AT TRUE WORTH PLACE			1	100%	1
Eden Meadows		1			1
Kroger 465 - The Little Clinic Oakley		1			1
CVS IL2297651CV JOLIET		1			1
MEDICAL LIFE-INC GUIDEWELL EMERGENCY MEDICINE			1	100%	1
AESTHETIC PHYSICIANS PC			1	100%	1
Harris Hill Nursing Facility		1			1
LANGLEY DIALYSIS			1	100%	1
Bayou Vista Community Care Center			1	100%	1
ST. MARY MEDICAL CENTER		1			1
Manor Care of Dallastown d/b/a ManorCare Health Services - Dallastown		1			1
INDIAN RIDGE		1			1
BAPTIST HOSPITAL EAST			1	100%	1

# COVID-19: testing by laboratory

Data through Mar 25, 2021 verified as of Mar 26, 2021 at 09:25 AM

Data in this report are provisional and subject to change.

The numbers in the table below represent the number of Florida and non-Florida residents for whom test results were received by the Department of Health. A person can be tested by more than one laboratory and can have both positive and negative results. **Therefore, the sum of the numbers in each column will be larger than the total number of people tested.**

Reporting lab	Inconclusive	Negative	Positive	Percent positive	Total
Remarkable Healthcare Dallas			1	100%	1
Villa Maria			1	100%	1
Ohman Family Living at Holly Assisted Living		1			1
COASTAL MANOR		1			1
ESOTERIC LAB			1	100%	1
ADVENTHEALTH MEDICAL GROUP UROLOGY AT EAST ORLANDO		1			1
FIVE STAR PREMIER RESIDENCES OF POMPANO BEACH			1	100%	1
GENESIS MICROBIOLOGY LAB		1			1
PASCO COUNTY HEALTH DEPARTMENT			1	100%	1
SAINT JOSEPHS HOSPITAL OF ATLANTA			1	100%	1
CVS NE5863POCT OMAHA		1			1
Kroger 016 - The Little Clinic Centennial		1			1
THE MEDICAL CENTER			1	100%	1
PROGRESSIVE MEDICAL RESEARCH			1	100%	1
CVS NJ1927POCT GREEN BROOK		1			1
NOVANT HEALTH PRINCE WILLIAM WELLNESS CENTER			1	100%	1
MCCALLIE SCHOOL-STUDENT HEALTH CENTER		1			1
GENESIS HEALTH SYSTEM			1	100%	1
ADVENTHEALTH WATERMAN COMMUNITY CLINIC			1	100%	1
AMERICAN MEDICAL RESPONSE - FARMER BRA		1			1
WORKFORCE HEALTH DEPARTMENT			1	100%	1
SUREPOINT URGENT CARE PADRE ISLAND			1	100%	1
WEST FLORIDA MEDICAL CENTER CLINIC			1	100%	1
Springdale Village		1			1
Kroger 356 - The Little Clinic Middletown		1			1
TILLAMOOK COUNTY GENERAL HOSPITAL LAB		1			1
WHEATON FRANCISCAN LABORATORY			1	100%	1
DEVLIN MANOR NURSING AND REHABILITATION		1			1
LAKESIDE MEDICAL CENTER		1			1
CHC			1	100%	1
BRUNSWICK HEALTH AND REHABILITATION CE		1			1
MERCY MEDICAL CENTER INC			1	100%	1
MBMG OF WINTER HAVEN			1	100%	1
CVS KS8601POCT OVERLAND PARK			1	100%	1
URGENT DOC -NACOGODOCHES CLINIC			1	100%	1
ST. VINCENT HOSPITAL			1	100%	1
PINEVILLE PHARMACY			1	100%	1
WALMART PHARMACY 10-4554		1			1
FRESENIUS MEDICAL CARE TRADTION			1	100%	1
PORTAGE MEDICAL CENTER			1	100%	1
MARTIN LUTHER KING RENAL INSTITUTE			1	100%	1
THE LITTLE CLINIC, LLC			1	100%	1
COASTAL ER IX, PHYSICIANS PREMIER			1	100%	1
Mason Health and Rehab		1			1
FAMILY MEDICAL CENTER		1			1
WALGREENS_CHICAGO		1			1

# COVID-19: testing by laboratory

Data through Mar 25, 2021 verified as of Mar 26, 2021 at 09:25 AM

Data in this report are provisional and subject to change.

The numbers in the table below represent the number of Florida and non-Florida residents for whom test results were received by the Department of Health. A person can be tested by more than one laboratory and can have both positive and negative results. **Therefore, the sum of the numbers in each column will be larger than the total number of people tested.**

Reporting lab	Inconclusive	Negative	Positive	Percent positive	Total
CARENOW URGENT CARE - ANTIOCH		1			1
Kroger 670 - The Little Clinic Powell		1			1
BICKERTON, DAWN		1			1
SEATTLE-KING COUNTY			1	100%	1
MEMORIAL HOSPITAL LOS BANOS			1	100%	1
GOSHEN MEDICAL CENTER			1	100%	1
LAKEWOOD RANCH MEDICAL GROUP LLC			1	100%	1
LEHIGH PULMONARY ASSOCIATES			1	100%	1
BOCA GENERAL AND FAMILY MEDICINE		1			1
MINUTECLINIC DIAGNOSTICS OF OKLAHOMA		1			1
Brownwood Nusing & Rehabilitation		1			1
Accordius Health at Harrisonburg		1			1
LADY OF THE SEA HOSPITAL LAB			1	100%	1
WASHINGTON SOLDIERS HOME AND COLONY		1			1
PEDIATRIC ASSOCIATES OF JULINGTON CREEK			1	100%	1
ORCHID TERRACE		1			1
RIDGEFIELD PEDIATRIC ASSOCIATES		1			1
RIVERSIDE REGIONAL MED CENTER			1	100%	1
VISTA LAKE ASSISTED LIVING			1	100%	1
OHIOHEALTH URGENT CARE			1	100%	1
GENESIS HOME HEALTH CARE SERVICES OF			1	100%	1
UNIVERSITY OF NORTH CAROLINA HOSPITALS			1	100%	1
HOLYCROSS URGENT CARE AND IMAGING CENTER		1			1
PINELLAS POINT NURSING AND REHAB CENTER			1	100%	1
CHATEAU MADELEINE - SENIOR LIVING & MEMORY CARE			1	100%	1
EXPRESS LAB LIVINGSTON			1	100%	1
OASIS FAMILY RESORT IN THE SPRINGS LLC		1			1
FAMILY MEDICAL CLINIC KENDALL LLC			1	100%	1
Kroger 390 - The Little Clinic North College Hill		1			1
MEDEX CLINIC LLC			1	100%	1
Kroger - KR062000426			1	100%	1
West Bay of Tampa Center			1	100%	1
ASSURANCE HEALTHCARE AND COUNSELING CENTER		1			1
EPIC CARE PHARMACY		1			1
ADVENTHEALTH DURAND			1	100%	1
Gulf Coast health and Rehabilitation, LLC		1			1
WESTON COUNTY HEALTH SERVICES			1	100%	1
ALTA BATES SUMMIT MEDICAL CENTER CLINICAL LAB			1	100%	1
MERCY HOME		1			1
AMERICAN LAB LLC		1			1
NHC DICKSON		1			1
PALMETTO BAY MEDICAL CENTER			1	100%	1
CAPITAL HEALTH PLAN - GOVERNORS SQUARE			1	100%	1
BRANDON OUTREACH CLINIC			1	100%	1
B2 URGENT CARE			1	100%	1
WEST VIRGINIA LABORATORIES			1	100%	1

# COVID-19: testing by laboratory

Data through Mar 25, 2021 verified as of Mar 26, 2021 at 09:25 AM

Data in this report are provisional and subject to change.

The numbers in the table below represent the number of Florida and non-Florida residents for whom test results were received by the Department of Health. A person can be tested by more than one laboratory and can have both positive and negative results. **Therefore, the sum of the numbers in each column will be larger than the total number of people tested.**

Reporting lab	Inconclusive	Negative	Positive	Percent positive	Total
THOMAS HOSPITAL			1	100%	1
FORT MYERS DIALYSIS		1			1
VANAJA SUREDDI MD PA			1	100%	1
PULSE MEDICAL DOCTOTS LLC			1	100%	1
MERRILL GARDENS AT CHAMPIONSGATE			1	100%	1
TITUS REGIONAL MEDICAL CENTER			1	100%	1
ATLANTIS VISION CENTER			1	100%	1
SC-GA2018 THE RIDGE REHABILITATION & H		1			1
LOGAN COUNTY HOSPITAL			1	100%	1
ST ANTHONY'S PINELLAS CARE CLINIC			1	100%	1
OUCH URGENT CARE			1	100%	1
STAT EMERGENCY CENTER			1	100%	1
FAU MEMORY & WELLNESS CENTER			1	100%	1
Avista Nursing and Rehab			1	100%	1
HEALTH FIRST MEDICAL GROUP LLC			1	100%	1
San Antonio Residence and Rehabilitation Center		1			1
MEDEXPRESS URGENT CARE - LAWTON		1			1
CVS NC4169POCT FAYETTEVILLE		1			1
NEXT LEVEL URGENT CARE (WOODLANDS)			1	100%	1
SENCARE MANAGEMENT		1			1
SUNRISE/QUAY COUNTY HEALTH CLINIC		1			1
LACKAWANNA HEALTH AND REHAB CENTER		1			1
Kroger 683 - The Little Clinic Foothills Plaza		1			1
Kroger 531 - The Little Clinic Waterville		1			1
MISSION REGIONAL MEDICAL CENTER			1	100%	1
BAYLOR SCOTT & WHITE ALL SAINTS MEDICAL CENTER FT			1	100%	1
HARTFORD HEALTH CARE & REHABILITATION			1	100%	1
TIMPANOGOS REGIONAL HOSPITAL			1	100%	1
KENT		1			1
OXLEY PARK HEALTH & REHAB		1			1
BIODORON LABORATORIES			1	100%	1
Greenhaven Health and Rehabilitation		1			1
HEALTHCARE AND REHAB OF SANFORD			1	100%	1
ST JOSEPHS CHILDRENS HOSPITAL PEDI TRANSPORT			1	100%	1
STATE OF ALASKA			1	100%	1
GABRIELA GOLDSTEIN MD PA			1	100%	1
SUTTER GOULD MEDICAL FOUNDATION			1	100%	1
Cerenity Senior Care-White Bear Lake		1			1
CATHEDRAL GERONTOLOGY CENTER DBA CATHEDRAL CARES			1	100%	1
LCMC LAB SUBSECTION		1			1
VETERANS AFFAIRS MEDICAL CENTER - EAST ORANGE			1	100%	1
MILLERSVILLE UNIVERSITY HEALTH SERVICE		1			1
WEST FLORIDA MEDICAL ASSOCIATES			1	100%	1
NAVAL BRANCH HEALTH CLINIC			1	100%	1
INTERIM HEALTHCARE OF PALM COAST			1	100%	1
FORT LOUDOUN PRIMARY CARE		1			1



# COVID-19: testing by laboratory

Data through Mar 25, 2021 verified as of Mar 26, 2021 at 09:25 AM

Data in this report are provisional and subject to change.

The numbers in the table below represent the number of Florida and non-Florida residents for whom test results were received by the Department of Health. A person can be tested by more than one laboratory and can have both positive and negative results. **Therefore, the sum of the numbers in each column will be larger than the total number of people tested.**

Reporting lab	Inconclusive	Negative	Positive	Percent positive	Total
CLINICAL TRIALS OF TAMPA LLC		1			1
LARKIN COMMUNITY HOSPITAL PALM SPRINGS CAMPUS			1	100%	1
ELLIS HOSPITAL URGENT CARE CENTER LAB		1			1
NEW ERA HEALTH CENTER INC		1			1
MINUTECLINIC LLC #3351			1	100%	1
MEDEXPRESS URGENT CARE - LEOMINSTER		1			1
CROZER-CHESTER MEDICAL CENTER			1	100%	1
CVS NH1004POCT SALEM			1	100%	1
BRADENTON DIALYSIS			1	100%	1
AMBRY GENETICS CORP	1				1
KEY WEST BRANCH MEDICAL CLINIC			1	100%	1
MEDICAL CLINIC OF HOUSTON			1	100%	1
STEPHENS COUNTY HOSPITAL			1	100%	1
ST. LUKES HOSPITAL			1	100%	1
MEDAC AT PORTERS NECK			1	100%	1
Lutheran Community at Telford		1			1
KID FIXERS		1			1
MRMC LAB MICRO			1	100%	1
CONCENTRA - TAMPA EAST		1			1
NEW YORK PRESBYTERIAN HOSPITAL			1	100%	1
LABORATORY COPORATION OF AMERICA			1	100%	1
HEALTH ALLIANCE			1	100%	1
IVY CREEK HEALTHCARE & WELLNESS CENTRE			1	100%	1
LEE HEALTH KIDS URGENT CARE		1			1
BRUSHY CREEK FAMILY HOSPITAL			1	100%	1
Towne Manor West		1			1
BARRINGTON TERRACE NAPLES			1	100%	1
THE DOCTORS OFFICE OF BRICK, LLC		1			1
UNITED HEALTHCARE			1	100%	1
HOLMES FAMILY PRACTICE PA			1	100%	1
DAVENPORT PEDIATRICS CLERMONT			1	100%	1
EAST END PEDIATRICS		1			1
PM PEDIATRICS OF BAYSIDE, PLLC		1			1
RESTORE MEDICAL PARTNERS PLLC			1	100%	1
INNOVATIVE HEALTH DIAGNOSTIC OF CALIFORNIA			1	100%	1
Kroger - KR070600172		1			1
RIVERTON CBOC			1	100%	1
DAUGHTERS OF SARAH NURSING CENTER		1			1
MYLAN-SOUTH POINT PA		1			1
HAVASU REGIONAL MEDICAL CENTER			1	100%	1
BETHESDA DIALYSIS			1	100%	1
SPECTRUM LUDINGTON			1	100%	1
SPRINGBROOK HOSPITAL			1	100%	1
CVS TN6414POCT SMYRNA		1			1
APOLLOMDX LLC			1	100%	1
MEDEXPRESS URGENT CARE - JACKSON		1			1

# COVID-19: testing by laboratory

Data through Mar 25, 2021 verified as of Mar 26, 2021 at 09:25 AM

Data in this report are provisional and subject to change.

The numbers in the table below represent the number of Florida and non-Florida residents for whom test results were received by the Department of Health. A person can be tested by more than one laboratory and can have both positive and negative results. **Therefore, the sum of the numbers in each column will be larger than the total number of people tested.**

Reporting lab	Inconclusive	Negative	Positive	Percent positive	Total
Hinesville VA Clinic		1			1
SPRINGFIELD HOSPITAL			1	100%	1
BAM INC		1			1
PARTNERS IN PRIMARY CARE		1			1
Kroger 929 - The Little Clinic Corryville		1			1
NORTHWEST TEXAS HEALTHCARE SYSTEM, INC			1	100%	1
Perham Living			1	100%	1
NOORANI MEDICAL CENTER LLC			1	100%	1
MEDEXPRESS URGENT CARE, MILLCREEK		1			1
LONG ISLAND MINIMALLY INVASIVE SURGERY		1			1
SUNCOAST FAMILY MEDICAL ASSOCIATES			1	100%	1
PRIMARY & URGENT CARE CENTERS			1	100%	1
FIRST CARE OF GAINESVILLE			1	100%	1
HEALTH GUAGE			1	100%	1
CLEVELAND CLINIC OHIO LABORATORIES			1	100%	1
WELLSTAR NORTH FULTON HOSPITAL LABORAT		1			1
COMMUNITY MEDICAL CARE			1	100%	1
PEDIATRIC ASSOCIATES - JACKSONVILLE			1	100%	1
SUNSHINE FAMILY & WELLNESS CENTER			1	100%	1
FLORIDA HEALTH CARE MEDICAL GROUP		1			1
BREVARD COUNTY JAIL			1	100%	1
WALGREENS # 12338		1			1
MAINE HEALTH AND ENVIRONMENTAL TESTING LABORATORY			1	100%	1
SUMMIT HEALTHCARE REGIONAL MEDICAL		1			1
CHOTA COMMUNITY HEALTH SERVICES		1			1
JOHNSON & JOHNSON VISION CARE-VISTAKON			1	100%	1
Senatobia Healthcare & Rehab		1			1
HOWELL BRANCH COURT			1	100%	1
PARK AVENUE DERMATOLOGY NORTH			1	100%	1
BAXTER REGIONAL MEDICAL CENTER			1	100%	1
MEDSTAR HEALTH URGENT CARE			1	100%	1
REELFOOT FAMILY WALK-IN CLINIC		1			1
CLEVELAND CLINIC FLORIDA WAIVED			1	100%	1
NEW YORK STATE DEPARTMENT OF HEALTH			1	100%	1
PRIME CARE FAMILY MEDICINE			1	100%	1
MEDEXPRESS URGENT CARE - LINCOLN		1			1
Wedgewood Manor		1			1
ONSLOW COUNTY HEALTH DEPARTMENT			1	100%	1
BAPTIST HEALTH SURGERY CENTER			1	100%	1
WW Chem Auto SS			1	100%	1
HEALTH NETWORK			1	100%	1
Kroger 699 - The Little Clinic Smyrna		1			1
MEDEXPRESS URGENT CARE - HADLEY		1			1
GENESEE COUNTY HEALTH DEPARTMENT		1			1
UNITY LONGPOND		1			1
HEARTLAND NURSING & REHABILITATION		1			1

# COVID-19: testing by laboratory

Data through Mar 25, 2021 verified as of Mar 26, 2021 at 09:25 AM

Data in this report are provisional and subject to change.

The numbers in the table below represent the number of Florida and non-Florida residents for whom test results were received by the Department of Health. A person can be tested by more than one laboratory and can have both positive and negative results. **Therefore, the sum of the numbers in each column will be larger than the total number of people tested.**

Reporting lab	Inconclusive	Negative	Positive	Percent positive	Total
PEDIATRIC SPECIALTY CLINIC COLLIER			1	100%	1
MIAMI JEWISH DIALYSIS			1	100%	1
BAPTIST HEALTH MEDICAL PLAZA			1	100%	1
SARASOTA MEMORIAL HOSPITAL		1			1
JERSEY IRISH MEDICAL		1			1
PENSACOLA PATHOLOGY		1			1
Vista Park			1	100%	1
CHILDRENS SPECIALIST PEDIATRIC PULMMOLOGY &			1	100%	1
SOUTHWESTERN VERMONT MEDICAL CENTER			1	100%	1
Kroger - KRO01100688			1	100%	1
BRIDGES AT LIFE CARE CENTER OF OCALA, THE			1	100%	1
TRAVIS LEE THOMPSON MD			1	100%	1
GSM OCED Subsection			1	100%	1
BRISTOL REGINAL MEDICAL CENTER			1	100%	1
US LABORATORIES			1	100%	1
FLAGLER MEDICAL ASSOCIATES PA			1	100%	1
Vibralfie of El Paso Rehabilitation Center			1	100%	1
LAKE VIEW COURT		1			1
WAYCROSS INTRTNAL MEDICINE			1	100%	1
Raleigh Center (WV)			1	100%	1
SILVER SPRINGS SHORES DIALYSIS			1	100%	1
Fulton County Medical Center Long Term Care			1	100%	1
LIFELINK TRANSPLANT INSTITUTE LAB			1	100%	1
EUGENE T FINAN, MD			1	100%	1
FLORIDA CLINICAL RESEARCH CENTER, LLC			1	100%	1
White River Health Care Center		1			1
SUMMER PLACE NURSING & REHABILITATION		1			1
Mission Arch Center		1			1
PHYSICIAN ASSOCIATES, LLC			1	100%	1
MED CHOICE CENTER OF NORTH MIAMI			1	100%	1
OMNICARE PHARMACY OF TEXAS 1, LP		1			1
AUTUMN HOUSE			1	100%	1
WOMACK ARMY MEDICAL CENTER			1	100%	1
AMBULATORY CARE CLINIC, LLC			1	100%	1
TRANSCEND PERFORMANCE AND LIFESTYLE INSTITUTE			1	100%	1
SOPHIA MEDICAL ASSOCIATES, PC			1	100%	1
MEDCOR INC			1	100%	1
RED HOOK FAMILY PRACTICE		1			1
ADVENTHEALTH MEDICAL GROUP INTERNAL MEDICINE AT MILLS			1	100%	1
YOUR KIDS URGENT CARE			1	100%	1
MID-SOUTH URGENT CARE, PLLC			1	100%	1
ORLANDO HEALTH MEDICAL GROUP			1	100%	1
Ramsey Village		1			1
BORINQUEN HEALTH CENTER			1	100%	1
ANMED HEALTH MEDICAL CENTER			1	100%	1
LAS PALOMAS SENIOR LIVING		1			1

# COVID-19: testing by laboratory

Data through Mar 25, 2021 verified as of Mar 26, 2021 at 09:25 AM

Data in this report are provisional and subject to change.

The numbers in the table below represent the number of Florida and non-Florida residents for whom test results were received by the Department of Health. A person can be tested by more than one laboratory and can have both positive and negative results. **Therefore, the sum of the numbers in each column will be larger than the total number of people tested.**

Reporting lab	Inconclusive	Negative	Positive	Percent positive	Total
Fairview			1	100%	1
MINUTE CLINIC DIAGNOSTIC PA			1	100%	1
UNIVERSITY URGENT CARE			1	100%	1
BOTTINEAU GOOD SAMARITAN CENTER		1			1
ORLANDO DIALYSIS		1			1
KELLY			1	100%	1
IZ MEDICAL		1			1
SALUDA NURSING CENTER		1			1
HALIFAX HEALTH PRIMARY CARE			1	100%	1
CARENOW URGENT CARE – SPRING			1	100%	1
TRIPLE O RESEARCH INSTITUTE PA			1	100%	1
Kroger 767 - The Little Clinic Beaumont		1			1
OAKWOOD HOSPITAL - SOUTHSORE			1	100%	1
NEW ULM MEDICAL CENTER			1	100%	1
CORE OCCUPATIONAL MEDICINE			1	100%	1
FLORIDA ADVANCED MEDICAL AND DERM AESTHETICS LLC			1	100%	1
SOUTH TEXAS HEALTH SYSTEM ER - WARE ROAD			1	100%	1
TITUSVILLE REHABILITATION AND NURSING CENTER		1			1
BRIGHAM YOUNG UNIV STUDENT HEALTH CTR			1	100%	1
PREVENTIVE CARDIOLOGY AND INTERNAL MEDICINE ASSOCI			1	100%	1
CVS TX7825POCT FRISCO		1			1
DIXIE REGIONAL MEDICAL CENTER			1	100%	1
CHAMBREL AT PINECASTLE			1	100%	1
Monument Health Strugis Care Center		1			1
CLARKSVILLE MANOR INC		1			1
METHODISM MIDLOTHIAN MEDICAL CENTER			1	100%	1
THYROID SPECIALTY LABORATORY			1	100%	1
EMERALD HEALTH CARE		1			1
CVS TX7824POCT GARLAND		1			1
CHRISTIANA HOSPITAL		1			1
FLORIDA CLINICAL LABORATORY INC DBA			1	100%	1
BAYFRONT CARDIOVASCULAR ASSOCIATES			1	100%	1
PAMC MICRO LAB			1	100%	1
PUBLIC HEALTH LABORATORIES			1	100%	1
NEWCARE PRIMARY MEDICINE			1	100%	1
QUALITY URGENT CARE CENTER			1	100%	1
Kroger 006 - The Little Clinic Uintah Gardens		1			1
1ST CHOICE URGENT CARE CENTER LLC			1	100%	1
LABONE		1			1
PEDIATRIC PARTNERS OF ZEPHYRHILLS PA			1	100%	1
Villages of St.Peters		1			1
PALM COAST DRAW STATION/AMERICAN HEALTH ASSOCIATES		1			1
HEARTLAND REGIONAL MEDICAL CENTER		1			1
Walgreens #9121		1			1
SANTA MONICA CA-UCLA MC			1	100%	1
HOME AIDE SVC OF EASTERN NY INC D/B/A		1			1

# COVID-19: testing by laboratory

Data through Mar 25, 2021 verified as of Mar 26, 2021 at 09:25 AM

Data in this report are provisional and subject to change.

The numbers in the table below represent the number of Florida and non-Florida residents for whom test results were received by the Department of Health. A person can be tested by more than one laboratory and can have both positive and negative results. **Therefore, the sum of the numbers in each column will be larger than the total number of people tested.**

Reporting lab	Inconclusive	Negative	Positive	Percent positive	Total
CFHC - FROSTPROOF			1	100%	1
CVS TX3702POCT KATY		1			1
SOUTH BAY CORRECTIONAL FACILITY			1	100%	1
Good Samaritan Society-Atkinson		1			1
CARENOW MIDTOWN			1	100%	1
LIFEGUARD AMBULANCE SERVICE LLC - BAY COUNTY			1	100%	1
MIAMI CHILDRENS HOSPITAL MIDTOWN OUTPATIENT CENTER			1	100%	1
MEMORIAL MEDICAL CENTER			1	100%	1
PALOMAR MEDICAL CENTER			1	100%	1
VIP STARNETWORK		1			1
PACE UNIVERSITY HEALTH CARE		1			1
CARE CONNECTIONS AT HOME LLC			1	100%	1
Masonic Medical Research Institute			1	100%	1
RIVERSIDE COUNTY PUBLIC HEALTH LABORATORY			1	100%	1
JOHN HOPKINS WELLNESS CENTER PEPSICO			1	100%	1
BIOLOGICAL AND CHEMICAL EMERGENCIES LABORATORY			1	100%	1
THE BRENNITY AT TRADITION			1	100%	1
HOLY CITY MED URGENT CARE			1	100%	1
HEALTH AND HOPE CLINIC INC			1	100%	1
ANDREWS			1	100%	1
Central Alabama Veterans HCS - East Campus		1			1
INTEGRATED GENETICS SEQUENOM		1			1
CLINICAL LABORATORY DEPARTMENT			1	100%	1
CLINTON DRUG STORE		1			1
HANCOCK REGIONAL HOSPITAL		1			1
DEPT OF VA MEDICAL CENTER - MIAMI			1	100%	1
Kroger 539 - The Little Clinic Memorial Blvd.		1			1
Robinson Terrace Rehabilitation and Nursing Center		1			1
MEDCARE-GARNERS FERRY			1	100%	1
TOMAH VAMC			1	100%	1
PUBLIX PHARMACY #1122		1			1
LAB. CORP. OF AMERICA			1	100%	1
USF PHYSICIANS GROUP			1	100%	1
MARYWOOD HEIGHTS		1			1
CLINICAL PATHOLOGY LABORATORIES SOUTHEAST INC			1	100%	1
SPECIALTY MOLECULAR - DENVER			1	100%	1
NORTH FLORIDA FAMILY MEDICINE			1	100%	1
TRAFALGAR DIALYSIS			1	100%	1
EDWARD HOSPITAL			1	100%	1
SUSAN F. WILLIAMS M.D., P.A.			1	100%	1
SAINT PETE MRI			1	100%	1
MAIN STREET PHARMACY OF MARCELLUS, INC		1			1
SALEM HOSPITAL REGIONAL LABORATORY		1			1
MEDEXPRESS URGENT CARE - PATRICK STREE			1	100%	1
PSL JAX BEACH OPERATIONS LLC			1	100%	1
PINNACLE PAIN CENTER PS DBA LYNX HEALTHCARE		1			1

# COVID-19: testing by laboratory

Data through Mar 25, 2021 verified as of Mar 26, 2021 at 09:25 AM

Data in this report are provisional and subject to change.

The numbers in the table below represent the number of Florida and non-Florida residents for whom test results were received by the Department of Health. A person can be tested by more than one laboratory and can have both positive and negative results. **Therefore, the sum of the numbers in each column will be larger than the total number of people tested.**

Reporting lab	Inconclusive	Negative	Positive	Percent positive	Total
Oakview Manor Health and Rehab		1			1
SUNSHINE PEDIATRICS OF LUTz			1	100%	1
MOBILE INFIRMARY MEDICAL CENTER			1	100%	1
IDAHO HEALTH DEPARTMENT			1	100%	1
CVS MA2600POCT WEYMOUTH			1	100%	1
LEGACY SPECIALTY PHARMACY CORP			1	100%	1
NEW MILFORD HOSPITAL			1	100%	1
FRESENIUS KIDNEY CARE OCALA			1	100%	1
Kroger 527 - The Little Clinic Hwy 70 S.		1			1
Waters of Covington		1			1
MARTIN MEMORIAL MEDICENTER			1	100%	1
SOLARIS HEALTHCARE PLANT CITY		1			1
CHILDRENS HEALTHCARE CTE OF NORTHERN		1			1
MEDICAL CITY NORTH HILLS			1	100%	1
LAREDO EMERGENCY ROOM			1	100%	1
Riverside Nursing & Rehabilitation Center		1			1
PROVIDENCE HOSPITAL			1	100%	1
ADVANCE GASTROENTEROLOGY			1	100%	1
CARESTAT HOSPICE SERVICES			1	100%	1
Oak Hill Health & Rehabilitation Center			1	100%	1
ST JOHNS PEDIATRICS PA		1			1
TRIHEALTH			1	100%	1
TALLAHASSEE DIALYSIS		1			1
J F K PEDIATRICS			1	100%	1
CLINICAL MICROBIOLOGY LAB FAIRVIEW UNIVERSITY HOSPITAL			1	100%	1
BRADENTON CONVENTION CENTER □			1	100%	1
SUNY AT STONY BROOK			1	100%	1
CARESPOT - WELLINGTON			1	100%	1
MY INSTADOC - HOWELL URGENT CARE		1			1
Valley View Health and Rehabilitation, LLC		1			1
INTERNAL MEDICINE GROUP OF WINTER HAVEN PA		1			1
Accordius Health at Gastonia			1	100%	1
HOLYOKE MEDICAL CENTER			1	100%	1
GILBERT MEDICAL GROUP			1	100%	1
WEST PALM BEACH PHARMACEUTICALS LLC			1	100%	1
FALMOUTH HOSPITAL			1	100%	1
PRISMA HEALTH TUOMEY LABORATORY			1	100%	1
PARKWAY REGIONAL MEDICAL CENTER LAB			1	100%	1
PENROSE HOSPITAL			1	100%	1
NEMOURS CHILDRENS URGENT CARE			1	100%	1
WEST BOCA MEDICAL CENTER			1	100%	1
CARENOW URGENT CARE-HENDERSONVILLE		1			1
ACCESS FAMILY CARE LLC			1	100%	1
THEDACARE FAMILY MEDICINE GATEWAY			1	100%	1
LABORATORY SERVICES SGHS - CAMDEN		1			1
Kroger 519 - The Little Clinic Staples Mill Road		1			1

# COVID-19: testing by laboratory

Data through Mar 25, 2021 verified as of Mar 26, 2021 at 09:25 AM

Data in this report are provisional and subject to change.

The numbers in the table below represent the number of Florida and non-Florida residents for whom test results were received by the Department of Health. A person can be tested by more than one laboratory and can have both positive and negative results. **Therefore, the sum of the numbers in each column will be larger than the total number of people tested.**

Reporting lab	Inconclusive	Negative	Positive	Percent positive	Total
DEVITA		1			1
NIHCC			1	100%	1
WELLINGTON WEST 100176			1	100%	1
Waycross VA CBOC		1			1
MEDEXPRESS URGENT CARE - WESTFIELD, E MAIN ST			1	100%	1
SUN CITY DIAGNOSTIC CENTER			1	100%	1
Portsmouth Health and Rehab			1	100%	1
TAMPA GENERAL MEDICAL GROUP LABORATORY HEALTHPARK			1	100%	1
EXACCARE KINGSTON, LLC			1	100%	1
ALL PRO ORTHOPEDICS & SPORTS MEDICINE, PA			1	100%	1
SYNAPSE ANALYTICAL LABS		1			1
MEDEXPRESS-DOVER		1			1
ATHENS MEDICAL CENTER			1	100%	1
LIFESTREAM BEHAVIORAL CENTER INC			1	100%	1
FOUNDCARE HEALTH			1	100%	1
White Oak Manor - Rock Hill		1			1
Ashland Place Health and Rehabilitation, LLC		1			1
CHATSWORTH ASSISTED LIVING COMMUNITY AT PGA NATIONAL			1	100%	1
CUSTOM SCRIPTS PHARMACY		1			1
FAIRVIEW HOSPITAL			1	100%	1
MEMORIAL HEALTH UNIVERSITY MEDICAL		1			1
NONA MEDICAL ARTS		1			1
WILMINGTON NURSING AND REHAB			1	100%	1
STAMFORD HOSPITAL			1	100%	1
STEWARD FLORIDA ALF, INC			1	100%	1
Kroger - KRO03400316			1	100%	1
Chateau Living Center			1	100%	1
A G RHODES HOME AT WESLEY WOODS		1			1
ELLCOTT CENTER FOR REHABILITATION AND		1			1
C A R E S		1			1
HSRE-ASL CASSELBERRY TRS, LLC			1	100%	1
INDIANA STATE DEPARTMENT OF HEALTH CLINIC MICROBIOLOGY		1			1
Casa Real Center		1			1
MEDEXPRESS URGENT CARE - LINDEN		1			1
MIRAMAR KIDNEY CENTER		1			1
KIOSK MEDICINE KENTUCKY LLC		1			1
American Fork Care Center dba Heritage Care Center		1			1
USC VERDUGO HILLS HOSPITAL			1	100%	1
MEDICAL EXAMINERS OFFICE, LEESBURG			1	100%	1
HOUSTON MEDICAL CENTER			1	100%	1
Rehab Select of Talladega		1			1
MORSELIFE HOME CARE INC			1	100%	1
PEDIATRIC ASSOCIATES - MIAMI LAKES		1			1
WATERS EDGE ELEMENTARY SCHOOL			1	100%	1
OHSU LABORATORY SERVICES		1			1
BOCA RATON REGIONAL HOSPITAL		1			1

# COVID-19: testing by laboratory

Data through Mar 25, 2021 verified as of Mar 26, 2021 at 09:25 AM

Data in this report are provisional and subject to change.

The numbers in the table below represent the number of Florida and non-Florida residents for whom test results were received by the Department of Health. A person can be tested by more than one laboratory and can have both positive and negative results. **Therefore, the sum of the numbers in each column will be larger than the total number of people tested.**

Reporting lab	Inconclusive	Negative	Positive	Percent positive	Total
ADVENTHEALTH HOME CARE WATERMAN			1	100%	1
Long Beach Care Center			1	100%	1
ABRAZO WEST CAMPUS			1	100%	1
Parkside Manor		1			1
MEDEXPRESS URGENT CARE - MT EPHRAIM		1			1
BRITTNEY WHELIHAN IRWIN ARNP LLC			1	100%	1
SHAW MEDICAL GROUP LLC			1	100%	1
MEA PRIMARY CARE PLUS BYRAM			1	100%	1
CVS AZ7855POCT TUCSON		1			1
JOSEPH REINA PHARMACY INC DBA JRX PHAR		1			1
Kroger 588 - The Little Clinic Thompsons Station		1			1
HARMONY HEALTHCARE ORLANDO INC		1			1
HEART HOSPITAL OF LAFAYETTE: EMERGENCY ROOM			1	100%	1
HARDIN MEMORIAL HOSPITAL - HEARTLAND PATHOLOGY CONSULTANTS			1	100%	1
Community Care Center of Heritage House, LLC			1	100%	1
St. Catherine's manor of Findlay		1			1
CHIPLEY DIALYSIS			1	100%	1
WMC HEALTH GROUP OF KISSIMMEE LLC			1	100%	1
MDS PHARMA SERVICES		1			1
SKY LAKES MEDICAL CENTER		1			1
MARQUETTE GENERAL HOSPITAL			1	100%	1
SANTA CLARA VALLEY MEDICAL CENTER			1	100%	1
CVS AZ3749POCT GOODYEAR		1			1
WEST BOYNTON DIALYSIS			1	100%	1
BELLMORE PEDIATRICS		1			1
PROVIDENCE ST PETER HOSPITAL		1			1
DAVITA DIALYSIS-NORTH			1	100%	1
Hearthstone Nursing and Rehabilitation Center		1			1
PATHOLOGYT & LAB MEDICINE SERVICES			1	100%	1
WALGREEN#12147		1			1
Greencroft Goshen		1			1
LAS PALMAS MEDICAL CENTER			1	100%	1
EAGLE COUNTY HEALTH AND HUMAN SERVICES			1	100%	1
Elderwood at Lancaster		1			1
KATHY L ANDERSON DO PA			1	100%	1
Kroger 909 - The Little Clinic Hamilton			1	100%	1
MOUNTAINVIEW URGENT CARE VALLEY		1			1
CVS MI8287POCT MACOMB		1			1
CVS MA299POCT WORCESTER		1			1
URGENT CARE CENTER OF PORT ORANGE LLC			1	100%	1
PANCARE HEALTH - BRUCE			1	100%	1
MORGAN STANELY HEALTH CENTER		1			1
RED BUG LAKE ROAD OVIEDO COVID			1	100%	1
PROMUS DIAGNOSTICS, LLC			1	100%	1
CVS MA654POCT ACTON		1			1
MED FIRST IMMEDIATE CARE AND FAMILY PRACTICE			1	100%	1



# COVID-19: testing by laboratory

Data through Mar 25, 2021 verified as of Mar 26, 2021 at 09:25 AM

Data in this report are provisional and subject to change.

The numbers in the table below represent the number of Florida and non-Florida residents for whom test results were received by the Department of Health. A person can be tested by more than one laboratory and can have both positive and negative results. **Therefore, the sum of the numbers in each column will be larger than the total number of people tested.**

Reporting lab	Inconclusive	Negative	Positive	Percent positive	Total
ENCOMPASS HEALTH HOME HEALTH		1			1
Washington County Nursing Home			1	100%	1
Walgreens #9620		1			1
LAKE MARY DIALYSIS			1	100%	1
GWINNETT MEDICAL CENTER			1	100%	1
ERIE COUNTY EMERGENCY SERVICES DIV OF		1			1
EXPRESS CARE OF OCALA			1	100%	1
TREASURE COAST PRIMARY CARE		1			1
SEGAL INSTITUTE FOR CLINICAL RESEARCH INC			1	100%	1
LYSTER MAIN LAB, FT RUCKER		1			1
Good Samaritan Society - Mountian Lake		1			1
CVS NV9586POCT RENO		1			1
BOND & STEELE CLINIC, PA			1	100%	1
BETHESDA HEALTH PHYSICIANS GROUP		1			1
Kroger 500 - The Little Clinic Speedway		1			1
JOHN D. ARCHBOLD MEMORIAL HOSPITAL			1	100%	1
WESTOX LABS		1			1
SMITH KLINE			1	100%	1
BLESSINGS MEDICAL CLINIC, THE			1	100%	1
POUDRE VALLEY HOSPITAL			1	100%	1
MORGAN MEDICAL CENTER		1			1
RAPID MEDLAB (002MO)		1			1
TENNOVA ER - SANGO			1	100%	1
ManorCare Yeadon		1			1
SPECTRUM LABORATORY			1	100%	1
HAMPTON VAMC		1			1
THE TOLEDO HOSPITAL			1	100%	1
SIGNATURE CARE COLLEGE STATION			1	100%	1
BLACK SHEEP MEDICAL			1	100%	1
MEDLABS OF FLORIDA LLC D/B/A MEDLABS DIAGNOSTICS		1			1
COSTAMED GRUPO MEDICO			1	100%	1
HIGHLAND LABORATORY			1	100%	1
MOBILE HEALTH MEDICAL SERVICES PC		1			1
ELATION HEALTH		1			1
Walgreens #10988		1			1
PROFESSIONAL DIALYSIS CENTER			1	100%	1
DOCTORS HOSPITAL OF LAREDO			1	100%	1
Michael J Crescenz VA Outpatient Dialysis Center		1			1
PEDIATRIC URGENT CARE CENTR OF FORT WORTH-LA GRAN			1	100%	1
NEW YORK CITY DEPARTMENT OF HEALTH			1	100%	1
ALL CARE URGENT CARE			1	100%	1
ADVANCED MEDICAL LABORATORIES (AML)			1	100%	1
ANY LAB TEST NOW JACKSONVILLE		1			1
Glenview Terrace Nursing Center		1			1
QUALITY LAB			1	100%	1
BAPTIST MEDICAL PLAZA AT WESTCHESTER			1	100%	1

# COVID-19: testing by laboratory

Data through Mar 25, 2021 verified as of Mar 26, 2021 at 09:25 AM

Data in this report are provisional and subject to change.

The numbers in the table below represent the number of Florida and non-Florida residents for whom test results were received by the Department of Health. A person can be tested by more than one laboratory and can have both positive and negative results. **Therefore, the sum of the numbers in each column will be larger than the total number of people tested.**

Reporting lab	Inconclusive	Negative	Positive	Percent positive	Total
NORTH MIAMI BEACH SURGICAL CENTER			1	100%	1
WARREN GENERAL HOSPITAL			1	100%	1
NEMOURS CHILDREN HOSPITAL			1	100%	1
Highland Pines Health and Rehab		1			1
LAB TEST KENDALL LLC		1			1
KROGER 915 - THE LITTLE CLINIC ANDERSON			1	100%	1
CRESTHAVEN			1	100%	1
Life Care Center of Paradise Valley		1			1
CENTRAL FLA PEDIATRIC URGENT CARE LLC		1			1
ROSLYN INTERNAL MEDICINE		1			1
SPORTS MEDICINE CLINIC - U OF WYOMING			1	100%	1
GATEWAY HEALTHCARE, PC			1	100%	1
BROOKS REHAB			1	100%	1
LANGLADE			1	100%	1
PEDIATRIC PARTNERS ZEPHYRHILLS			1	100%	1
NORTH BROWARD MEDICAL CENTER			1	100%	1
Signature HealthCare of Bowling Green		1			1
ORCHARD LABORATORIES			1	100%	1
Miller Health Care Center			1	100%	1
Smg At Bridgewater Family Medicine		1			1
HARDIN HEALTH INC		1			1
SUMMERLIN MEDICAL CENTRE			1	100%	1
ELEMENTS PHARMACY			1	100%	1
LEE MEMORIAL HEALTH SYSTEMS HOME HEALTH		1			1
AMERICA'S ER SITE 002 LLC			1	100%	1
ARNOLD PALMER HOSPITAL LAB POCT		1			1
Arch Plaza Nursing and Rehabilitation Center			1	100%	1
LIFECARE MEDICAL CENTER			1	100%	1
PROVIDENCE ST. PATRICK HOSPITAL			1	100%	1
PALMETTO LANDING			1	100%	1
BASCOM PALMER-MICRO LAB			1	100%	1
MEDICAL ASSOCIATES OF CARTER		1			1
GREYSTONE HOME HEALTH OF GREATER ORLANDO LLC		1			1
HAYS CLINICAL LAB			1	100%	1
MEMORIAL HERMANN MEDICAL GROUP-ATASCOCITA PEDS			1	100%	1
MEDEXPRESS URGENT CARE-BRENTWOOD		1			1
Heritage of Red Cloud		1			1
CANDLER HOSPITAL			1	100%	1
CMC MERCY LABORATORY			1	100%	1
CARE ADVANTAGE			1	100%	1
COLLINS NURSING HOME		1			1
Southern Pines Healthcare Center		1			1
KEY BISCAYNE PEDIATRIC ASSOCIATES INC			1	100%	1
ADVENTHEALTH MEDICAL GROUP OBSTETRICS AND			1	100%	1
VITAL CARE			1	100%	1
BROOKDALE AVONDALE (BU 04360)			1	100%	1

# COVID-19: testing by laboratory

Data through Mar 25, 2021 verified as of Mar 26, 2021 at 09:25 AM

Data in this report are provisional and subject to change.

The numbers in the table below represent the number of Florida and non-Florida residents for whom test results were received by the Department of Health. A person can be tested by more than one laboratory and can have both positive and negative results. **Therefore, the sum of the numbers in each column will be larger than the total number of people tested.**

Reporting lab	Inconclusive	Negative	Positive	Percent positive	Total
UMASS MEMORIAL/MARLBORO HOSPITAL			1	100%	1
SELECT SPECIALTY HOSPITAL - ORLANDO SOUTH			1	100%	1
Freedom Pointe at The Villages			1	100%	1
REHABILITATION CENTER OF SOUTH GEORGIA		1			1
SCRIPTS PLUS INC DBA THE MEDICINE SHOP		1			1
CVS CA9485POCT MISSION VIEJO		1			1
LAKE WALES DIALYSIS CENTER			1	100%	1
ROCKLEDGE HEALTH & REHABILITATION CENTER			1	100%	1
CYPRESS CREEK DIALYSIS CTR			1	100%	1
ORLANDO PHYSICIAN NETWORK		1			1
Orchid Cove at Naples			1	100%	1
TEXAS HEALTH HARRIS METHODIST HOSPITAL			1	100%	1
ALL CHILDRENS PEDIATRIC CLINIC			1	100%	1
BGB SUMMIT MEDICAL GROUP		1			1
ASSOCIATESMD			1	100%	1
MID FLORIDA DERMATOLOGY ASSOCIATES PA			1	100%	1
Metairie Healthcare Center			1	100%	1
PROGRESSIVE URGENT CARE, PC			1	100%	1
NORTH COUNTY MEDICAL LAB			1	100%	1
GALVESTON COUNTY HEALTH DISTRICT			1	100%	1
TWIN			1	100%	1
FIRSTCARE MEDICAL CENTER			1	100%	1
Glenburn Home		1			1
NEMOURS CHILDREN'S			1	100%	1
WESTEX URGENT CARE, PLLC			1	100%	1
APPLECARE URGENT CARE			1	100%	1
MEDICAL UNIVERSITY OF SOUTH CAROLINA			1	100%	1
PHYSICIANS LAB INC			1	100%	1
MULTICARE PHYSICIANS			1	100%	1
EMERGENCY CARE SERVICES LAB AT JFK MEDICAL CENTER			1	100%	1
Good Shepherd Fairview Home, Inc.		1			1
ACCESS HEALTH CARE PHYSICIANS, LLC		1			1
Victory Health and Rehabilitation			1	100%	1
LANCASHIRE HALL NURSING AND REHABILITATION CENTER		1			1
JAX FAMILY CARE		1			1
YUMA REGIONAL MEDICAL CENTER			1	100%	1
CLEVELAND CLINIC OUTPATIENT LABORATORY			1	100%	1
BAYSTATE REFERENCE LABORATORY			1	100%	1
PATHLAB SERVICES			1	100%	1
ALABAMA REFERENCE LAB			1	100%	1
PANCARE HEALTH - NORTHSIDE ELEMENTARY			1	100%	1
IRA FIALKO DO			1	100%	1
LITTLE FALLS HOSPITAL LABORATORY		1			1
CVS TN5694POCT SODDY DAISY		1			1
Consulate Health Care of Tallahassee			1	100%	1
Kroger 368 - The Little Clinic Frankfort West		1			1

# COVID-19: testing by laboratory

Data through Mar 25, 2021 verified as of Mar 26, 2021 at 09:25 AM

Data in this report are provisional and subject to change.

The numbers in the table below represent the number of Florida and non-Florida residents for whom test results were received by the Department of Health. A person can be tested by more than one laboratory and can have both positive and negative results. **Therefore, the sum of the numbers in each column will be larger than the total number of people tested.**

Reporting lab	Inconclusive	Negative	Positive	Percent positive	Total
FLORIDA DEPARTMENT OF HEALTH IN CITRUS COUNTY		1			1
NORTH BREVARD CHILDRENS MEDICAL CENTER			1	100%	1
ALLIED PHYSICIANS GROUP		1			1
WEST FLORIDA HOSPITAL LABORATORY			1	100%	1
NORDX			1	100%	1
ALCALA PHARMACEUTICALS			1	100%	1
Mountain City Care and Rehabilitation Center		1			1
APS-SUMMIT CARE PHARMACY, LLC DBA OMNICARE		1			1
SCHUYLER HOSPITAL		1			1
JEFFREY A HIRSCHFIELD, MD PA			1	100%	1
PROGRESSIVE MEDICAL LAB LLC			1	100%	1
LONESTAR 24HRER MANAGEMENT LLC DBA LONESTAR 24HRER			1	100%	1
WALGREENS NO 10512			1	100%	1
ANDERSON FAMILY MEDICINE			1	100%	1
WRIGHT PATTERSON AFB MEDICAL CENTER			1	100%	1
METROPOLITAN			1	100%	1
APPLECARE URGENT CARE KINGSLAND			1	100%	1
Regency Square			1	100%	1
SUN CLINICAL LABORATORIES			1	100%	1
SIERRA HEALTH CARE CENTER		1			1
Trucare Living Centers - Columbus		1			1
ST FRANCIS MEDICAL CENTER			1	100%	1
VA Texas Valley Coastal Bend Harlingen HCC		1			1
MALUHIA		1			1
Lopatcong Center		1			1
ST ANTHONY COMMUNITY HOSPITAL LAB		1			1
ER NEAR ME HULEN		1			1
Medilodge of Kalamazoo		1			1
MEDEXPRESS URGENT CARE - BENTONVILLE		1			1
Eddy Memorial Geriatric Center		1			1
ADVENTHEALTH SENIOR CARE AT ORMOND			1	100%	1
ASSOCIATES IN INTERNAL MEDICINE PA			1	100%	1
CONSOLIDATED			1	100%	1
Arlington Care Center			1	100%	1
KETTERING MEDICAL CENTER			1	100%	1
AVERA SACRED HEART HOSPITAL			1	100%	1
ANNE ARUNDEL MEDICAL CENTER			1	100%	1
HUNEYCUTT FAMILY PRACTICE			1	100%	1
WILLOWBROOKE COURT AT MATTHEWS GLEN		1			1
TUNIS STREET GROUP HOME		1			1
AVON PARK CLUSTER		1			1
SEASONS HOSPICE AND PALLIATIVE CARE OF			1	100%	1
ANSWERS RESOURCE FACILITY		1			1
BEAUMONT HOSPITAL			1	100%	1
MEMORIAL HOSPITAL AT GULFPORT			1	100%	1
JACKSON MADISON CO. GEN. HOSPITAL			1	100%	1

# COVID-19: testing by laboratory

Data through Mar 25, 2021 verified as of Mar 26, 2021 at 09:25 AM

Data in this report are provisional and subject to change.

The numbers in the table below represent the number of Florida and non-Florida residents for whom test results were received by the Department of Health. A person can be tested by more than one laboratory and can have both positive and negative results. **Therefore, the sum of the numbers in each column will be larger than the total number of people tested.**

Reporting lab	Inconclusive	Negative	Positive	Percent positive	Total
URGENT 202 COX CREEK PKWY		1			1
FLORIDA HOME HEALTH			1	100%	1
VA Boston HCS-West Roxbury Division			1	100%	1
SURGERY CENTER, THE			1	100%	1
SOUTH DADE NURSING & REHABILITATION CENTER□			1	100%	1
USA Healthcare LTC, LLC - Folsom Center for Rehabilitation & Healthca		1			1
PRIORITY CARE LLC			1	100%	1
PROVIDENCE PORTLAND MEDICAL CENTER		1			1
CROWNPOINT HEALTHCARE FACILITY		1			1
TAMPA HEALTH CARE PROVIDERS PA		1			1
MEDHEALTH CLINICAL INC			1	100%	1
NEMOURS CHILDREN'S PRIMARY CARE			1	100%	1
Hillside Rehab and Care Center			1	100%	1
SJMC PHYSICIAN SERVICES			1	100%	1
COLOMBO'S PHARMACY		1			1
MIAMI-DADE COUNTY HEALTH DEPT.		1			1
Kroger 524 - The Little Clinic Iron Bridge Road		1			1
Kroger 379 - The Little Clinic Stony Brook		1			1
Walgreens #5065		1			1
CARESPOT EXPRESS HEALTHCARE BOYNTON BEACH			1	100%	1
HCL LABORATORIES			1	100%	1
TREASURE COAST MEDICAL CONCIERGE LLC			1	100%	1
KANA MEDICAL			1	100%	1
MINUTECLINIC DIAGNOSTIC OF VIRGINIA, LLC #1980		1			1
Fairhope		1			1
POETS WALK SARASOTA			1	100%	1
Strasburg Care Center		1			1
GRAND VIEW HOSPITAL			1	100%	1
SONNI'S PEDIATRICS			1	100%	1
MEDCOR, INC			1	100%	1
PRIMARY CARE & PEDIATRICS - SHEPHERSTOWN		1			1
Valley Center (WV)			1	100%	1
FAIRFIELD MEDICAL CENTER			1	100%	1
Signature Healthcare of Georgetown		1			1
ALPHA 1 ANTITRYPSIN RESEARCH PROGRAM			1	100%	1
MCH PHYSICIANS GROUP			1	100%	1
SUMMIT LABORATORY			1	100%	1
SOUTHERN REGIONAL MEDICAL CENTER		1			1
FREEPORT ER DOX URGENT CARE		1			1
HARRIS URGENT CARE CENTER			1	100%	1
RESOURCE PATH LLC			1	100%	1
WALGREENS #01398			1	100%	1
Central Park Healthcare & Rehabilitation Center		1			1
ST GERARD'S COMMUNITY OF CARE		1			1
JMJ FAMILY PRACTICE			1	100%	1
C V S / PHARMACY #833		1			1

# COVID-19: testing by laboratory

Data through Mar 25, 2021 verified as of Mar 26, 2021 at 09:25 AM

Data in this report are provisional and subject to change.

The numbers in the table below represent the number of Florida and non-Florida residents for whom test results were received by the Department of Health. A person can be tested by more than one laboratory and can have both positive and negative results. **Therefore, the sum of the numbers in each column will be larger than the total number of people tested.**

Reporting lab	Inconclusive	Negative	Positive	Percent positive	Total
PALM BEACH COUNTY SHERIFF OFFICE			1	100%	1
DONALSONVILLE HOSPITAL			1	100%	1
AFFILIATED LABORATORIES INC			1	100%	1
TARRYTOWN PHARMACY			1	100%	1
DOCTOR TODAY URGENT CARE			1	100%	1
Mayfair Village Nursing Care Center		1			1
SOUTHWEST FLORIDA DIVISION LAB			1	100%	1
MEDEXPRESS NORTHSIDE			1	100%	1
CHESAPEAKE REGIONAL MEDICAL CENTER			1	100%	1
CAPSTONE REHABILITATION AND HEALTHCARE		1			1
ELITE MEDICAL LABORATORY SOLUTIONS LLC			1	100%	1
Brown Memorial Home		1			1
STANDIFER PLACE		1			1
MACKINAC STRAITS LONG TERM CARE UNIT		1			1
OCALA RKC EAST HEMO #1			1	100%	1
CHI ST VINCENT LITTLE ROCK DIAGNOSTIC CLINIC			1	100%	1
CFCH - FROSTPROOF			1	100%	1
NORTHEAST GEORGIA HEALTH SYSTEM			1	100%	1
WELL-KEY URGENT CARE SEVIERVILLE			1	100%	1
UNIVERSITY PLACE NURSING CENTER		1			1
PHOEBE PRIMARY CARE CAMILLA			1	100%	1
DORAL KIDNEY CENTER			1	100%	1
OPCO LLC LEGACY NURSING AND REHABILITA		1			1
BOND COUNTY HEALTH DEPARTMENT			1	100%	1
DIMMIT REGIONAL HOSPITAL			1	100%	1
FLORIDA FAMILY LABORATORY		1			1
Village Green Health & Rehabilitation		1			1
APPLECARE BRUNSWICK			1	100%	1
SACRED HEART HEALTH SYSTEM- MIDWIFE PROGRAM			1	100%	1
SHRIVERS PHARMACY AND WELLNESS CENTER			1	100%	1
Wildwood Healthcare		1			1
NEVADA DEPARTMENT OF HEALTH AND HUMAN SERVICES			1	100%	1
LANTANA HC LAB			1	100%	1
Shoreline Care Center			1	100%	1
MYKIDZMD PEDIATRICS PLLC		1			1
1ST MED DOTHAN			1	100%	1
VA COMMUNITY BASED CLINIC - LAKE CITY			1	100%	1
Walgreens #11724		1			1
BATESVILLE - SHERWOOD URGENT CARE			1	100%	1
Erie VAMC		1			1
STITCHES ACUTE CARE CENTER OF CHEYENNE			1	100%	1
KENNEDY BOULEVARD DIALYSIS			1	100%	1
BERKSHIRE MEDICAL CENTER			1	100%	1
ST JOHNS MEDICAL CENTER		1			1
ATRIA TAMARAC			1	100%	1
ST MARY'S OF SAGINAW		1			1

# COVID-19: testing by laboratory

Data through Mar 25, 2021 verified as of Mar 26, 2021 at 09:25 AM

Data in this report are provisional and subject to change.

The numbers in the table below represent the number of Florida and non-Florida residents for whom test results were received by the Department of Health. A person can be tested by more than one laboratory and can have both positive and negative results. **Therefore, the sum of the numbers in each column will be larger than the total number of people tested.**

Reporting lab	Inconclusive	Negative	Positive	Percent positive	Total
DESTIN SURGERY CENTER LTD		1			1
MYCLINIC, INC			1	100%	1
DR DAN C TRIGG MEMORIAL HOSPITAL		1			1
POINTE MEDICAL SERVICES INC			1	100%	1
RIVERSIDE PEDIATRIC GROUP, INC		1			1
NULEASE MEDICAL SOLUTIONS			1	100%	1
HABANA HEALTH CARE CENTER			1	100%	1
Woodstock Nursing and Rehabilitation Center		1			1
MOUNT SINAI MEDICAL CENTER AVENTURA ER			1	100%	1
Ash Flat Healthcare and Rehabilitation Center			1	100%	1
PALM BREEZE DIALYSIS			1	100%	1
SONORAN DESERT PATHOLOGY			1	100%	1
CVS OK6225POCT EDMOND		1			1
ST JUDE CARE CENTER		1			1
BAYFRONT HEAL WOUND CARE AND HYPERBARIC CENTER			1	100%	1
Seal Rock Healthcare		1			1
HELIX BIOMEDICS LLC			1	100%	1
Garden View Care Center at Dougherty Ferry		1			1
Mary Anna Nursing Home		1			1
WINCHESTER URGENT CARE, PC		1			1
PRIMARY CARE GROUP LLC		1			1
Williamstown Commons			1	100%	1
WESLEY MEDICAL CENTER			1	100%	1
JUPITER MEDICAL CENTER INC			1	100%	1
CARENOW-MONTGOMERY			1	100%	1
RAYMOND F CARON MD			1	100%	1
PALMETTO PRIMARY CARE PHYSICIANS			1	100%	1
FAMILY MEDICINE AT CELEBRATION		1			1
INFECTION CONTROL DEPT			1	100%	1
FREDERICK AVENUE GROUP HOME		1			1
PARK AVENUE PEDIATRICS PC		1			1
CELEBRATION HOSPITAL			1	100%	1
CVS AZ10529POCT SCOTTSDALE		1			1
Chestnut Ridge Nursing & Rehab		1			1
VA Ann Arbor HCS		1			1
Douglas County Health Center		1			1
KNAPP MEDICAL GROUP			1	100%	1
BL DIAGNOSTICS LLC			1	100%	1
CSL PLASMA LAB			1	100%	1
CLEVELAND CLINIC FLORIDA LAB			1	100%	1
SUSAN F WILLIAMS MD PA			1	100%	1
PRIMARY AND URGENT CARE			1	100%	1
Oakland Nursing and Rehabilitation Center		1			1
HEALTHCARE FOR THE HOMELESS			1	100%	1
INTERNAL MEDICINE ASSOCIATES		1			1
CLEMENT MANOR HEALTH CENTER		1			1

# COVID-19: testing by laboratory

Data through Mar 25, 2021 verified as of Mar 26, 2021 at 09:25 AM

Data in this report are provisional and subject to change.

The numbers in the table below represent the number of Florida and non-Florida residents for whom test results were received by the Department of Health. A person can be tested by more than one laboratory and can have both positive and negative results. **Therefore, the sum of the numbers in each column will be larger than the total number of people tested.**

Reporting lab	Inconclusive	Negative	Positive	Percent positive	Total
Dexter Health Care		1			1
Eagle Point Health Care Center		1			1
FLORIDA HOSPITAL LAB			1	100%	1
FAMILY MEDICINE AT KISSIMMEE		1			1
HARBOR OAKS GOLDEN YEARS			1	100%	1
ORDRS, INC.			1	100%	1
CURELOGICS WOUND CARE & HYPERBARIC CENTER		1			1
ASPIRUS WAUSAU HOSPITAL			1	100%	1
SANTA BARABARA ALF LLC (THE WINDSOR)			1	100%	1
Belvoir Woods Health Care Center at The Fairfax		1			1
Cornerstone at the Ranch		1			1
CVS IL2297652CV CHICAGO		1			1
Maple Lane Nursing Home		1			1
DAVENPORT DIALYSIS CENTER		1			1
CVS OH6167POCT ASHLAND		1			1
Florida Baptist Retirement Center		1			1
CVS AZ9277POCT TUCSON		1			1
Kroger 407 - The Little Clinic Lexington		1			1
Piqua Manor		1			1
BETHESDA HOSPITAL			1	100%	1
ADVENTHEALTH MEDICAL GROUP SENIOR HEALTH AT			1	100%	1
HILLSBORO MEDICAL CENTER MAIN LABORATO		1			1
UNIVERSITY OF MIAMI HOSPITALS & CLINIC			1	100%	1
CARESOUTH HHA HOLDINGS OF THE TREASURE COAST LLC			1	100%	1
BEST CARE COMMUNITY AND FAMILY HEALTH CENTER INC			1	100%	1
DIGNITY HEALTH GOHEALTH		1			1
SHP WESTCHESTER LLC		1			1
VIRGINIA UROLOGY		1			1
HEARTLAND OF MARIETTA OH LLC DBA		1			1
PLEASANT RIDGE MANOR WEST		1			1
GULF COUNTY HEALTH DEPARTMENT			1	100%	1
Oregon Veterans Home The Dalles		1			1
CENTRAL FLORIDA ADULT MEDICINE		1			1
UNIVERISTY HOSPITAL			1	100%	1
ABRAKIDABRA KIDS CLINIC			1	100%	1
UCH LAB			1	100%	1
DIAGNOSTIC GROUP INTEGRATED HEALTHCARE			1	100%	1
MEDEXPRESS URGENT CARE - RUSSELLVILLE, W MAIN ST		1			1
MEDSTAR URGENT CARE, LLC			1	100%	1
SOUTHEASTERN PATHOLOGY ASSOCIATES			1	100%	1
SOUTH COUNTY MEDICAL CENTER			1	100%	1
Alden North Shore			1	100%	1
St Mary's d'Youville Pavilion		1			1
EAST CORE LAB			1	100%	1
UNIVERSITY OF MARYLAND PATHOLOGY ASSOCIATES			1	100%	1
SHAH			1	100%	1



# COVID-19: testing by laboratory

Data through Mar 25, 2021 verified as of Mar 26, 2021 at 09:25 AM

Data in this report are provisional and subject to change.

The numbers in the table below represent the number of Florida and non-Florida residents for whom test results were received by the Department of Health. A person can be tested by more than one laboratory and can have both positive and negative results. **Therefore, the sum of the numbers in each column will be larger than the total number of people tested.**

Reporting lab	Inconclusive	Negative	Positive	Percent positive	Total
BOULDER COMMUNITY HOSPITAL			1	100%	1
MID-FLORIDA CANCER CENTERS		1			1
BAYCARE OUTREACH LAB AT NEW TAMPA			1	100%	1
The Pines at Poughkeepsie Center for Nursing and Rehabilitation		1			1
Caldwell Care		1			1
SPRING VALLEY HOSPITAL MEDICAL CENTER			1	100%	1
Orange City Nursing and Rehab Center			1	100%	1
Imperial Healthcare Centre			1	100%	1
JACK M MATHENY II MD			1	100%	1
CAREWELL 203			1	100%	1
ALLEGHENY GENERAL HOSPITAL			1	100%	1
CVS / PHARMACY #10794			1	100%	1
Willowbrooke Court at Normandy Farms Estates		1			1
Kroger - KRO03500568			1	100%	1
Terrace Glen Village		1			1
THE MEDICAL CENTER AT BOWLING GREEN			1	100%	1
CHATEAU TERREBONNE HEALTH CARE		1			1
NEMOURS CHILDRENS PRIMARY CARE CLERMONT			1	100%	1
RICHMOND MEDICAL CENTER FOR WOMEN		1			1
POMPANO BEACH ARTIFICIAL KIDNEY CENTER			1	100%	1
FLORIDA DEPARTMENT OF HEALTH PALM BEACH COUNTY			1	100%	1
MCLEOD MEMORIAL HOSPITAL CLARENDON			1	100%	1
OAK HAVEN REHAB AND NURSING CENTER			1	100%	1
			1	100%	1
CORONA CONCIERGE, LLC		1			1
Kingston of Miamisburg		1			1
FAMILY AND INTERNAL MEDICINE ASSOCIATES		1			1
CVS OH3481POCT MARYSVILLE		1			1
Grangeville Health and Rehab		1			1
WVU MEDICINE AT SUNCREST TOWNE CENTRE			1	100%	1
Pontotoc Health and Rehab		1			1
WALKIN MEDICAL URGENT CARE,NEW CITY			1	100%	1
BRISTOL CHILDRENS CLINIC			1	100%	1
NEVADA RURAL HOUSING AUTHORITY			1	100%	1
FLORIDA SOUTHERN COLLEGE			1	100%	1
INHEALTH LIFE SCIENCES LLC			1	100%	1
EH FARGO HOSPITAL LABORATORY			1	100%	1
DIRECT PRIMARY CARE OF BURLESON			1	100%	1
MAYO CLINICAL LABORATORIES		1			1
MD NOW URGENT CARE			1	100%	1
CVS IN6536POCT KOKOMO		1			1
UNIVERSITY OF IOWA HOSPITALS & CLINICS			1	100%	1
TRADITIONAL MEDICINE CENTER			1	100%	1
SUMMIT COUNTY PUBLIC HEALTH DEPARTMENT			1	100%	1
REEVES COUNTY HOSPITAL DISTRICT			1	100%	1
LOUISIANA STATE LAB			1	100%	1

# COVID-19: testing by laboratory

Data through Mar 25, 2021 verified as of Mar 26, 2021 at 09:25 AM

Data in this report are provisional and subject to change.

The numbers in the table below represent the number of Florida and non-Florida residents for whom test results were received by the Department of Health. A person can be tested by more than one laboratory and can have both positive and negative results. **Therefore, the sum of the numbers in each column will be larger than the total number of people tested.**

Reporting lab	Inconclusive	Negative	Positive	Percent positive	Total
TANNER CLINIC			1	100%	1
Brynwood Health & Rehabilitation Center			1	100%	1
ROBINSON FAMILY CLINIC PA			1	100%	1
Isle Health and Rehabilitation Center			1	100%	1
MEDCARE QUALITY MEDICAL CENTER LLC			1	100%	1
CYPRESS CREEK OUTPATIENT SURGICAL CTR, LLC			1	100%	1
CULVER CITY URGENT CARE			1	100%	1
WILSON FAMILY MEDICINE LLC		1			1
FIU HEALTH CARE CENTER			1	100%	1
SKY RIDGE MEDICAL CENTER - MICRO			1	100%	1
MEDEXPRESS URGENT CARE - VINELAND S MA		1			1
KIDS CARE PEDIATRICS			1	100%	1
BLOOD SYSTEMS LABORATORIES			1	100%	1
LEELANAU OPCO, LLC		1			1
Birmingham Nursing and Rehabilitation East LLC		1			1
ARKANSAS PUBLIC HEALTH LABORATORY		1			1
ISLANDS ASSISTED LIVING FACILITY,THE			1	100%	1
DOCTORS MEMORIAL HOSP HOME HEALTH CARE		1			1
MARYLAND DEPARTMENT OF HEALTH AND MENTAL HYGIENE-LABORATORIES			1	100%	1
SYNERGY DIALYSIS INC			1	100%	1
AAA MEDICAL TESTING			1	100%	1
PALACE CARE AND REHAB		1			1
PEDIATRIC ASSOCIATES - DORAL			1	100%	1
ADVANCE CARDIOVASCULAR IMAGING, INC			1	100%	1
CHILDREN'S NATIONAL MEDICAL CENTER			1	100%	1
CARING PROFESSIONAL HEALTH CARE LLC		1			1
CENTRAL TX MEDICAL CENTER - LAB			1	100%	1
TANGLEWOOD MANOR		1			1
MOUNT SINAI MEDICAL CENTER OF FLORIDA INC			1	100%	1
Newton Wellesley Center for Alzheimer's Care		1			1
SHAMRA MEDICAL LABORATORY			1	100%	1
ST. MICHAEL'S ELITE HOSPITAL			1	100%	1
FRESENIUS SOUTH FORT MYERS		1			1
Kroger 433 - The Little Clinic Atoka		1			1
PALMETTO CHARTER SCHOOL		1			1
BROOKSVILLE REGIONAL HOSPITAL			1	100%	1
ST. PETERSBURG PEDIATRICS-SEMINOLE			1	100%	1
Kroger 350 - The Little Clinic New Cut Road		1			1
BAPTIST MINOR MEDICAL CENTER			1	100%	1
Big River Nursing and Rehab		1			1
EMORY DECATUR HOSPITAL - EMORY MEDICAL		1			1
Urgent Care 24/7 Orlando LLC			1	100%	1
UF HEALTH EMERGENCY CENTER LABORATORY		1			1
ST FRANCIS COLLEGE WELLNESS CENTER		1			1
THE HOSPITALS OF PROVIDENCE EMERGENCY ROOM			1	100%	1
AMD			1	100%	1

# COVID-19: testing by laboratory

Data through Mar 25, 2021 verified as of Mar 26, 2021 at 09:25 AM

Data in this report are provisional and subject to change.

The numbers in the table below represent the number of Florida and non-Florida residents for whom test results were received by the Department of Health. A person can be tested by more than one laboratory and can have both positive and negative results. **Therefore, the sum of the numbers in each column will be larger than the total number of people tested.**

Reporting lab	Inconclusive	Negative	Positive	Percent positive	Total
CVS M08595POCT RAYMORE		1			1
MEDEXPRESS URGENT CARE -HOWELL US HWY		1			1
Alaska Domiciliary Care for Homeless Veterans		1			1
Chateau Girardeau			1	100%	1
NEW RIVER HEALTH DISTRICT			1	100%	1
CLINICAL CARE, INC			1	100%	1
CONWAY - SHERWOOD URGENT CARE			1	100%	1
OPTUM OF HIALEAH		1			1
Juniper Village at Bucks County		1			1
LEXINGTON HOSPITAL CORPORATION			1	100%	1
MIAMI VASCULAR SURGERY			1	100%	1
GOOD SAMARITAN SOCIETY-FOREST CITY		1			1
ADVENTHEALTH IMAGING WINTERGARDEN		1			1
PATHOLOGY		1			1
WINTER PARK MEMORIAL HOSPITAL LABORATORY		1			1
NEMOURS CHILDREN'S PRIMARY CARE, ST CLOUD			1	100%	1
RIVERVIEW HOSPITAL D/B/A UNIVERSITY		1			1
SOUTHERN SPRINGS HEALTH CARE		1			1
THE CHRIST HOSPITAL			1	100%	1
CIRRUS DX			1	100%	1
CVS CT692POCT NORTH HAVEN		1			1
MEDCOR CORPORATE CLINIC			1	100%	1
MEDEXPRESS URGENT CARE - PINE BLUFF S		1			1
FLAGLER CARE CENTER			1	100%	1
CEPERO PEDIATRICS PA			1	100%	1
EASTSIDE URGENT CARE			1	100%	1
FINLAY MEDICAL RESEARCH CORP			1	100%	1
INLET CONCIERGE MEDICINE			1	100%	1
ADVENT HEALTH - OWASA			1	100%	1
LAB PLUS, LLC			1	100%	1
ULTIMATE KIDNEY CARE			1	100%	1
ACUTE AND COMMUNICABLE DISEASE PREVENTION			1	100%	1
MEDEXPRESS URGENT CARE - UNIONTOWN		1			1
Chateau Dville Rehab & Retirement		1			1
EAST COAST INSTITUTE FOR RESEARCH LLC			1	100%	1
TEXAS HEALTH ARLINGTON MEMORIAL		1			1
TEXAS HEALTH ARLINGTON MEMORIAL HOSPITAL			1	100%	1
PERRY COUNTY NURSING HOME		1			1
ADVANCE MD CARE			1	100%	1
PUBLIX PHARMACY #1114			1	100%	1
OMC PRIMARY CARE - HOSPITAL CAMPUS			1	100%	1
DIGNITY HEALING LLC			1	100%	1
SHARON REGIONAL MEDICAL CENTER			1	100%	1
NORTH SHORE HEMATOLOGY-ONCOLOGY ASSOCI		1			1
THE CHILDREN'S HOSPITAL OF PHILADELPHIA		1			1
ROAN MOUNTAIN MEDICAL CENTER			1	100%	1

# COVID-19: testing by laboratory

Data through Mar 25, 2021 verified as of Mar 26, 2021 at 09:25 AM

Data in this report are provisional and subject to change.

The numbers in the table below represent the number of Florida and non-Florida residents for whom test results were received by the Department of Health. A person can be tested by more than one laboratory and can have both positive and negative results. **Therefore, the sum of the numbers in each column will be larger than the total number of people tested.**

Reporting lab	Inconclusive	Negative	Positive	Percent positive	Total
BEACHSIDE DETOX		1			1
Brookcrest Nursing Home		1			1
ALLIED PEDIATRICS & FAMILY MEDICINE			1	100%	1
MEDICAL CENTER AFFILIATES PALM SPRINGS			1	100%	1
ST JOHNS EPISCOPAL HOSPITAL SOUTH SHORE		1			1
OMNI HEALTHCARE URGENT CARE			1	100%	1
Troy Center for Rehabilitation & Nursing		1			1
ENZO LABS INC			1	100%	1
SPECIALTY DRUG TESTING			1	100%	1
SOUTHERN FAMILY HEALTH			1	100%	1
VELOCITY URGENT CARE - LITTLE CREEK			1	100%	1
PEDRO MENENDEZ HEALTH CENTER AT ST JOHNS			1	100%	1
OMAHA VA MEDICAL CENTER			1	100%	1
Tremont Health & Rehabilitation Center		1			1
WEILL CORNELL MEDICAL ASSOCIATES - EAST SIDE		1			1
CARESPOT - OCOEE			1	100%	1
MEDPOST - NORTH DALLAS			1	100%	1
INNOVATIVE CARE II LLC			1	100%	1
HEALTHPLUS			1	100%	1
ABE'S GARDEN/PARK MANOR APARTMENTS		1			1
EXAC CARE CROSSVILLE		1			1
SPARTANBURG REGIONAL MEDICAL CENTER			1	100%	1
CARESOUTH HHA HOLDINGS OF VIRGINIA, LLC			1	100%	1
IMMEDIATE CARE MEDICAL CENTER			1	100%	1
MEMORIAL HERMANN KATY HOSPITAL			1	100%	1
CONNECTICUT PEDIATRICS @ CHC		1			1
EAST TENNESSEE STATE UNIVERSITY		1			1
Port Orange Nursing And Rehab Center			1	100%	1
TENNOVA HEALTHCARE - CLEVELAND			1	100%	1
WALGREENS #15291		1			1
LP Marietta II, LLC		1			1
SAINT LEO UNIVERSITY INCORPORATED			1	100%	1
CHI MEMORIAL HOSPITAL CHATTANOOGA			1	100%	1
Home Health Care Clinic		1			1
Broomall Manor		1			1
FALKVILLE HEALTHCARE		1			1
Schenectady Center for Rehabilitation & Nursing		1			1
Village Crest Center for Health & Rehabilitation		1			1
SOMA MEDICAL CENTER P.A. #4			1	100%	1
SOMA MEDICAL CENTER PA #2 OAKLAND			1	100%	1
CVS KS8573POCT OVERLAND PARK		1			1
MCR HEALTH MEDICAL EXPRESS			1	100%	1
EVEXIA DIAGNOSTICS			1	100%	1
RANDOLPH COUNTY HEALTH & REHABILITATIO		1			1
URGENT TEAM MANAGEMENT OF TENNESSEE, L			1	100%	1
Heartland Health Care Center Jacksonville			1	100%	1

# COVID-19: testing by laboratory

Data through Mar 25, 2021 verified as of Mar 26, 2021 at 09:25 AM

Data in this report are provisional and subject to change.

The numbers in the table below represent the number of Florida and non-Florida residents for whom test results were received by the Department of Health. A person can be tested by more than one laboratory and can have both positive and negative results. **Therefore, the sum of the numbers in each column will be larger than the total number of people tested.**

Reporting lab	Inconclusive	Negative	Positive	Percent positive	Total
MEDEXPRESS URGENT CARE, MOSSIDE		1			1
VCU HEALTH SYSTEM AUTHORITY - MCV HOSPITALS			1	100%	1
777 URGENT CARE			1	100%	1
MANHATTAN EYE EAR AND THROAT HOSPITAL		1			1
ELAN MANATEE			1	100%	1
WEST VIRGINIA UNIVERSITY HOSPITALS			1	100%	1
RCP OF MEMORIAL WEST			1	100%	1
URGENT CARE OF FORT LAUDERDALE INC			1	100%	1
Niles Nursing and Rehab. Center		1			1
REGIONAL MED CTR BAYONET POINT			1	100%	1
ALAFAYA WOODS FAMILY MEDICAL CENTER		1			1
Kroger 805 - The Little Clinic Lewis Center		1			1
ST CATHERINE HOSPITAL LABORATORY			1	100%	1
OKLAHOMA BLOOD INSTITUTE			1	100%	1
Abernethy Laurels		1			1
CVS MA38POCT CHARLTON		1			1
NHC HealthCare St. Charles		1			1
CLEMENT J ZABLOCKI VAMC		1			1
FAMILY PRACTICE ASSOCIATES		1			1
LABORATORIO BUENA SALUD			1	100%	1
AMERICAN DRUG TESTING LAB LLC			1	100%	1
Brakeley Park Center		1			1
BUFFALO VAMC			1	100%	1
CVS LA1116POCT BATON ROUGE		1			1
KINGWOOD EMERGENCY HOSPITAL			1	100%	1
UMMC MIDTOWN CAMPUS			1	100%	1
BLUFFTON HEALTH CENTER			1	100%	1
HACKENSACK UNIVERSITY MEDICAL CENTER		1			1
WVU MEDICINE - WESTON			1	100%	1
Sanford Health & Rehabilitation			1	100%	1
RAMBAM URGENT CARE			1	100%	1
Kroger 395 - The Little Clinic Blanchester		1			1
NF Escambia, LLC DBA Olive BranchHealth and Rehabilitaion Center			1	100%	1
VIP FAMILY PRACTICE			1	100%	1
ADVANCED CARDIOVASCULAR DIAGNOSTICS OF FL			1	100%	1
UHS BINGHAMTON GENERAL			1	100%	1
Quince Nursing and Rehabilitation Center		1			1
FLORIDA HEART AND VASCULAR MULTISPECIALTY GROUP PA			1	100%	1
CVS IL5797POCT CAROL STREAM		1			1
SANCHEZ CAZAU MEDICAL GROUP			1	100%	1
KISSIMMEE HOME TRAINING		1			1
SIGNATURE HEALTHCARE OF BUCKHEAD		1			1
ST JOHN'S HOME CARE			1	100%	1
MINNESOTA HERITAGE HOUSE		1			1
SUPERKIDS PEDIATRICS			1	100%	1
WOODHILLS LABS			1	100%	1

# COVID-19: testing by laboratory

Data through Mar 25, 2021 verified as of Mar 26, 2021 at 09:25 AM

Data in this report are provisional and subject to change.

The numbers in the table below represent the number of Florida and non-Florida residents for whom test results were received by the Department of Health. A person can be tested by more than one laboratory and can have both positive and negative results. **Therefore, the sum of the numbers in each column will be larger than the total number of people tested.**

Reporting lab	Inconclusive	Negative	Positive	Percent positive	Total
Grand Junction VAMC		1			1
SAN JOSE CLINIC		1			1
RELiance HOME HEALTH CARE INC		1			1
WAYNE COUNTY PUBLIC HEALTH		1			1
GATEWAY LABORATORIES		1			1
Bay View Nursing and Rehabilitation Center			1	100%	1
TRUCARE LIVING CENTERS - SELMA			1	100%	1
COLONIAL HEALTH CARE		1			1
FRONT PORCH PEDIATRICS PLLC			1	100%	1
St. Anne Home		1			1
CVS CA9823POCT SACRAMENTO		1			1
WINDERMERE PEDIATRICS			1	100%	1
VERITAS GENETICS, INC.			1	100%	1
Lenbrook		1			1
HIGHLAND PARK LAKEWOOD PRESTON HOLLOW			1	100%	1
THE NEW JEWISH HOME		1			1
WATERTOWN URGENT CARE		1			1
CLERMONT HEALTH DEPARTMENT			1	100%	1
Kroger 907 - The Little Clinic Holland		1			1
ST LUKE LUTHERAN HOME		1			1
VA WNYHCS - Buffalo Division			1	100%	1
ST JOHN'S MEDICAL CENTER, TETON VILLAGE			1	100%	1
WILLOWBROOKE CT AT LIMA ESTATES		1			1
Medicalodges Neosho			1	100%	1
BRONSON METHODIST HOSPITAL			1	100%	1
DE TAR HOSPITAL			1	100%	1
OCEAN MEDICAL CENTER		1			1
BMC MAYPORT			1	100%	1
MORNINGSIDE NURSING AND REHABILITATION		1			1
CONVENIENT MEDICAL AND HEALTH SERVICES			1	100%	1
ABSOLUTE QUICK CARE			1	100%	1
BREVARD FAMILY WALK IN CLINIC			1	100%	1
ARIZONA STATE LABORATORY			1	100%	1
CHI ST ALEXIUS TRANSITIONAL CARE UNIT		1			1
RM PHARMACY SERVICES INC		1			1
ATHENA PLASTIC SURGERY		1			1
BLACKBERRY CENTER, THE		1			1
BEAUMONT REFERENCE LABORATORY			1	100%	1
MOSAIC MEDICAL CENTER MARYVILLE			1	100%	1
Signature Healthcare of Fort Wayne		1			1
TANNER MEDICAL CENTER LABORATORY		1			1
WELLMED AT BAY AREA		1			1
Kroger 523 - The Little Clinic Dickson			1	100%	1
METHODIST HEALTHCARE - MEMPHIS HOSP		1			1
CVS MA1121POCT WESTFORD		1			1
TOXUSALABS DBA CONNECTDX LABS		1			1

# COVID-19: testing by laboratory

Data through Mar 25, 2021 verified as of Mar 26, 2021 at 09:25 AM

Data in this report are provisional and subject to change.

The numbers in the table below represent the number of Florida and non-Florida residents for whom test results were received by the Department of Health. A person can be tested by more than one laboratory and can have both positive and negative results. **Therefore, the sum of the numbers in each column will be larger than the total number of people tested.**

Reporting lab	Inconclusive	Negative	Positive	Percent positive	Total
MID FLORIDA BIOLOGICALS			1	100%	1
Longwood Community Living Center		1			1
CARE STATION MEDICAL GROUP		1			1
CVS MA1875POCT ASHLAND			1	100%	1
Keller Landing Center		1			1
CHILTON MEDICAL CENTER		1			1
Waddell Nursing & Rehab Center		1			1
MODERN URGENT CARE			1	100%	1
NORTHSIDE FAMILY MEDICINE		1			1
NORTH FLORIDA CHILD DEVELOPMENT, INC			1	100%	1
HARDEE COUNTY FIRE RESCUE		1			1
Falmouth By The Sea			1	100%	1
CVS NV2989POCT NORTH LAS VEGAS		1			1
Walgreens #5914		1			1
ARISTACARE AT MANCHESTER		1			1
Life Care Center of Auburn		1			1
WEST FLORIDA MEDICAL ASSOCIATES PA			1	100%	1
PATHOLOGY ASSOCIATES			1	100%	1
ANDREWS INSTITUTE AMBULATORY SURGERY CENTER		1			1
Hempfield Manor		1			1
GEORGETOWN URGENT CARE			1	100%	1
Walgreens #19461		1			1
Kroger 367 - The Little Clinic Walton		1			1
HEARTLAND OF ZEPHYRHILLS FL, LLC			1	100%	1
MEDEXPRESS URGENT CARE - HACKETTSTOWN		1			1
CONSULATE HEALTH CARE OF VERO BEACH			1	100%	1
UPMC NORTHWEST HOSPITAL			1	100%	1
MEDICAL ASSOCIATES OF PINELLAS - LAB			1	100%	1
RMC BROOKHOLLOW MED AESTHETICS INC		1			1
BEVERLY ADVANCED PRACTICE NURSING		1			1
MERCY - NORTH IOWA			1	100%	1
SUNCOAST RESEARCH GROUP LLC			1	100%	1
SIPERSTEIN DERMATOLOGY LLC			1	100%	1
VA ST LOUIS HEALTH CARE SYSTEM			1	100%	1
MT CARMEL NURSING HOME		1			1
DILELLA			1	100%	1
Summit Medical Group Morristown Oncology		1			1
ST VINCENT'S AMBULATORY CARE INC			1	100%	1
PEACHEALTH LABORATORIES		1			1
WINDSOR MANOR			1	100%	1
ROSE HAVEN NURSING CENTER		1			1
Livingston County Center for Nursing and Rehabilitation		1			1
Lemont Nursing and Rehab Center			1	100%	1
FAITH FAMILY PRACTICE			1	100%	1
SAINT JOSEPH'S HOSPITAL AND MEDICAL CENTER		1			1
FASTMED URGENT CARE			1	100%	1

# COVID-19: testing by laboratory

Data through Mar 25, 2021 verified as of Mar 26, 2021 at 09:25 AM

Data in this report are provisional and subject to change.

The numbers in the table below represent the number of Florida and non-Florida residents for whom test results were received by the Department of Health. A person can be tested by more than one laboratory and can have both positive and negative results. **Therefore, the sum of the numbers in each column will be larger than the total number of people tested.**

Reporting lab	Inconclusive	Negative	Positive	Percent positive	Total
YOUTH HEALTH CENTER OF HUNTINGTON		1			1
CAREFIRST URGENT CARE - BEECHMONT			1	100%	1
LEESBURG DIALYSIS CENTER		1			1
MEDTOWN PHARMACY			1	100%	1
BROCK HUGHES MEDICAL CENTER			1	100%	1
BROOKDALE FORT MYERS LAKES PARK			1	100%	1
Brookdale Southside			1	100%	1
Kroger 838 - The Little Clinic Fairborn		1			1
SYNERGENE LABORATORY			1	100%	1
QUICKCARE HEALTH, INC			1	100%	1
Good Samaritan Society - Albion		1			1
NEW ERA COMMUNITY HEALTH CENTER LLC		1			1
Aspire Physical Recovery Center at Cahaba River		1			1
CDR MAGUIRE – STUART MISSION			1	100%	1
SKYRIDGE CLINICAL ASSOCIATES		1			1
Ideal Senior Living Center		1			1
LRHS Pablo Urgent Care		1			1
FLORIDA MEDICAL CLINIC PA GI			1	100%	1
OHIO VALLEY MANOR NURSING &		1			1
MINUTECLINIC DIAGNOSTIC OF NH, LLC (CL		1			1
GENERATIONS CENTER OF SPENCER		1			1
ACCURATE HEALTH SERVICES CORP			1	100%	1
SUPREME MEDICAL GROUP PLLC			1	100%	1
MEDEXPRESS URGENT CARE - NUTLEY		1			1
ACCESS TOTAL CARE - PORTLAND			1	100%	1
COMMUNITY HOSPITALS INDIANAPOLIS			1	100%	1
MICROBIOLOGY DEPARTMENT			1	100%	1
CARESPOT - LEE VISTA			1	100%	1
RINGLING HEALTH CENTER			1	100%	1
VA Tennessee Valley HCS-Nashville Campus			1	100%	1
Ravenwood Speciality Care		1			1
HOSPICE OF MARION COUNTY INC			1	100%	1
FLORIDA DIGESTIVE AND LIVER SPECIALISTS			1	100%	1
Mercy Manor Transition Center			1	100%	1
PROGENESIS INC			1	100%	1
PM PEDIATRICS OF BAYSIDE PLLC - BELLER		1			1
MEADOWS PARK HEALTH AND REHABILITATION		1			1
ATMORE COMMUNITY HOSPITAL			1	100%	1
Rio Grande City Nursing and Rehab Center			1	100%	1
ADVANCED LABORATORY SERVICES			1	100%	1
DISCOVERY AT HOME, LLC			1	100%	1
CHP COVID-19 (TX)			1	100%	1
ADVENTHEALTH PHYSICIAN GROUP – APPLEWOOD			1	100%	1
CITRONELLE HEALTH AND REHABILITATION CENTER		1			1
SUMMIT DETOX INC			1	100%	1
ADDINGTON PLACE EAST LAKE		1			1



# COVID-19: testing by laboratory

Data through Mar 25, 2021 verified as of Mar 26, 2021 at 09:25 AM

Data in this report are provisional and subject to change.

The numbers in the table below represent the number of Florida and non-Florida residents for whom test results were received by the Department of Health. A person can be tested by more than one laboratory and can have both positive and negative results. **Therefore, the sum of the numbers in each column will be larger than the total number of people tested.**

Reporting lab	Inconclusive	Negative	Positive	Percent positive	Total
SAINT FRANCIS HOSPITAL			1	100%	1
PCR DIAGNOSTICS			1	100%	1
Grays Harbor Health and Rehabilitation		1			1
REGENTS PARK OF JACKSONVILLE			1	100%	1
NORTH SHORE MEDICAL CENTER - SALEM HOSPITAL			1	100%	1
ALLIANCE LABORATORY SERVICES			1	100%	1
Manassas Health & Rehab			1	100%	1
CVS PHARMACY INC DBA CVS/PHARMACY # 10600		1			1
Kroger 353 - The Little Clinic Harpers Point		1			1
DIGESTIVE DISEASE CARE PC		1			1
LabCorp of America			1	100%	1
UNIVERSITY OF MIAMI PRIMARY CARE SITE UMHC 3039			1	100%	1
CVS MI22230CV WAYNE COUNTY COMMUNITY COLLEGE			1	100%	1
MERCY GENERAL HOSPITAL			1	100%	1
MANHATTAN COLLEGE HEALTH SERVICES		1			1
MAYO MEDICAL LABORATORIES			1	100%	1
BROOKSHIRE, THE			1	100%	1
BROOKDALE FORT WALTON BEACH			1	100%	1
441 URGENT CARE CENTER - BROWNWOOD			1	100%	1
WESTCHESTER MEDICAL CENTER ADVANCED		1			1
Kroger 086 - The Little Clinic Broomfield-Sheridan		1			1
MEDIPLUS CLINIC, INC			1	100%	1
Community Compassion Center of Batesville			1	100%	1
CRYSTAL RIVER FIRE DEPARTMENT			1	100%	1
MEDEXPRESS URGENT CARE-MEADVILLE			1	100%	1
MERCYONE DES MOINES MEDICAL CENTER			1	100%	1
Harbert Hills Academy Nursing Home		1			1
PAUL C SCHWARTZ & MELVIN L WEIDMAN		1			1
IMMY LABS			1	100%	1
VELOCITY URGENT CARE - REDMILL			1	100%	1
NASON HOSPITAL			1	100%	1
Heartland of Perrysburg		1			1
Glen Oaks Health and REhabilitation		1			1
FAIRVIEW SOUTHDALE			1	100%	1
FRANKLIN CBOC			1	100%	1
RIVERSIDE MEDICAL CENTER		1			1
BAYLOR SCOTT & WHITE MEDICAL SURGICAL CLINIC			1	100%	1
FLAGLER PROFESSIONAL HEALTH CARE SERVICES INC		1			1
REHABILITATION CENTER OF ALBUQUERQUE		1			1
CLERMONT PEDIATRICS, PA			1	100%	1
ARBOR DIAGNOSTICS, INC		1			1
LIFESPAN HEALTH - SELMER		1			1
MEDEXPRESS URGENT CARE - CINNAMINSON		1			1
WINTER HAVEN DIALYSIS		1			1
HATLEY HEALTH CARE, INC		1			1
SANFORD LABORATORIES WATERTOWN			1	100%	1

# COVID-19: testing by laboratory

Data through Mar 25, 2021 verified as of Mar 26, 2021 at 09:25 AM

Data in this report are provisional and subject to change.

The numbers in the table below represent the number of Florida and non-Florida residents for whom test results were received by the Department of Health. A person can be tested by more than one laboratory and can have both positive and negative results. **Therefore, the sum of the numbers in each column will be larger than the total number of people tested.**

Reporting lab	Inconclusive	Negative	Positive	Percent positive	Total
Florence Home		1			1
UF HEALTH THE VILLAGES			1	100%	1
NORTHWEST FLORIDA SPECIALTY PHYSICIANS LLC		1			1
WELLOW URGENT CARE-OSWEGO			1	100%	1
UNIVERSITY OF FLORIDA			1	100%	1
OPTIMAL MEDICINE INC		1			1
SOUTHWEST ORLANDO FAMILY MEDICINE, PL			1	100%	1
WELLCARE URGENT CARE			1	100%	1
WALGREENS #06025		1			1
CVS CT2210POCT RIVERSIDE		1			1
GARDEN VIEW CARE CENTER		1			1
CELEBRATION FAMILY PHYSICIANS LLC			1	100%	1
ANY LAB TEST FAST CORP			1	100%	1
EXPRESS WALK IN MEDICAL CENTER			1	100%	1
BOCA CIEGA CENTER			1	100%	1
LOUIS STOKES CLEVELAND VA MEDICAL CENTER			1	100%	1
PINNACLE DIALYSIS		1			1
Kroger 126 - The Little Clinic Cottonwood		1			1
VA OPTOMETRY CLINIC			1	100%	1
Wilkes-Barre VAMC		1			1
LAKE REGIONAL HEALTH			1	100%	1
TCPA CLINICAL LABORATORIES			1	100%	1
LAB PLUS, LLC AT ASCENSION SAINT THOMA		1			1
MOSOLF PEDIATRICS PA			1	100%	1
VISTA DEL SOL MED ASSOC		1			1
Bivins Pointe			1	100%	1
UT HEALTH RGV CLINICAL LABORATORY			1	100%	1
The Carrington		1			1
SOUTHEASTERN HEALTH FACILITES, INC		1			1
ORCHARD PARK HEALTH CARE AND REHABILITATION CENTER		1			1
VIVIAN SIMMONS FAMILY PRACTICE			1	100%	1
AFTER HOURS CLINIC			1	100%	1
St. Ann Rehabilitation and Nursing Center		1			1
KROGER 785 - THE LITTLE CLINIC DIXIE HWY		1			1
PHYSICIANS IMMEDIATE CARE			1	100%	1
AdventHealth Care Center Zephyrhills North			1	100%	1
Hillside Manor Rehabilitation and Extended Care Center		1			1
ULTIMATE ANALYSIS LABORATORY			1	100%	1
CORDOVA FAMILY PRACTICE			1	100%	1
ASCARATE DIALYSIS			1	100%	1
HIBISCUS COURT			1	100%	1
PLANT CITY FAMILY CARE		1			1
URGENTMED PLANTATION			1	100%	1
PHYSICIANS PRIMARY CARE LEHIGH PEDS			1	100%	1
C V S / PHARMACY #4396		1			1
CACERES SPECIALIZED GYNECOLOGY		1			1

# COVID-19: testing by laboratory

Data through Mar 25, 2021 verified as of Mar 26, 2021 at 09:25 AM

Data in this report are provisional and subject to change.

The numbers in the table below represent the number of Florida and non-Florida residents for whom test results were received by the Department of Health. A person can be tested by more than one laboratory and can have both positive and negative results. **Therefore, the sum of the numbers in each column will be larger than the total number of people tested.**

Reporting lab	Inconclusive	Negative	Positive	Percent positive	Total
ORMOND MEDICAL ARTS FAMILY PRACTICE PL			1	100%	1
ALBANNA PEDIATRICS CENTER			1	100%	1
EDGAR PRICE FAMILY & CHILDREN HEALTHCARE CENTER			1	100%	1
JET MEDICAL CENTER			1	100%	1
MEDICAL ARTS LABORATORY			1	100%	1
EASTSIDE MEDICAL CLINIC		1			1
BAYSHORE DIALYSIS			1	100%	1
SELF REGIONAL HEALTHCARE			1	100%	1
Kroger 97 - The Little Clinic Hutchinson		1			1
Elm Crest Senior Living Community		1			1
SYCAMORE MEDICAL CENTER-KETTERING HEALTH NETWORK			1	100%	1
Allen Health and Rehabilitation		1			1
ORANGE PEDIATRICS PA			1	100%	1
Southwest Louisiana Veterans Home			1	100%	1
CENTRAL JERSEY URGENT CARE OF GREEN BR		1			1
FAIRHAVEN		1			1
ALDEN PHARMACY		1			1
BLANCHARD VALLEY HOSPITAL LABORATORY			1	100%	1
RIDGE OPTUM FLORIDA			1	100%	1
Kroger 444 - The Little Clinic Dent		1			1
KINGWOOD EMERGENCY CENTER			1	100%	1
HAWKEYE CARE CENTER DUBUQUE		1			1
ST LUKES SURGICAL AT THE VILLAGES INC			1	100%	1
CVS NC6633POCT FAYETTEVILLE		1			1
PHOEBE SUMTER MEDICAL CENTER LABORATORY		1			1
MEDICAL CITY DENTON			1	100%	1
EXCEPTIONAL EMERGENCY CENTER			1	100%	1
CVS AZ3264POCT PHOENIX			1	100%	1
Sage Bluff Health & Rehabilitation Center		1			1
VICTORIA PAIN AND REHABILITATION CENTER			1	100%	1
Florence Nursing and Rehabilitation Center		1			1
FLORIDA STATE UNIVERSITY HEALTH SERVICES			1	100%	1
MEDERI CARETENDERS VS OF SE FL LLC DBA			1	100%	1
FLAGLER COUNTY BOARD OF COUNTY COMMISSIONERS			1	100%	1
THE CLINIC ON SIXTH			1	100%	1
NORTH SHORE HEMATOLOGY-ONCOLOGY ASSOCIATES		1			1
CENTRAL TX URGENT CARE			1	100%	1
PUBLIX PHARMACY #0332		1			1
UF HEALTH - WILDLIGHT			1	100%	1
BRIAN C GRINER MD LLC			1	100%	1
COSTCO PHARMACY #1023			1	100%	1
Kroger 705 - The Little Clinic Richmond		1			1
NCH HEALTHCARE CREEKSIDE ENDOSCOPY			1	100%	1
STANLY REGIONAL MEDICAL CENTER			1	100%	1
LOURDES URGENT CARE			1	100%	1
Birmingham Nursing & Rehab Center		1			1

# COVID-19: testing by laboratory

Data through Mar 25, 2021 verified as of Mar 26, 2021 at 09:25 AM

Data in this report are provisional and subject to change.

The numbers in the table below represent the number of Florida and non-Florida residents for whom test results were received by the Department of Health. A person can be tested by more than one laboratory and can have both positive and negative results. **Therefore, the sum of the numbers in each column will be larger than the total number of people tested.**

Reporting lab	Inconclusive	Negative	Positive	Percent positive	Total
LOPEZ		1			1
BOCA RATON PHYSICIANS PA			1	100%	1
MARTIN ARMY COMMUNITY HOSPITAL			1	100%	1
JERSEY IRISH MEDICAL (DBA AFC URGENT C			1	100%	1
LITTLE COMPANY OF MARY HOSPITAL			1	100%	1
GOSHEN HOSPITAL			1	100%	1
MED TECH CLINICAL LABORATORY		1			1
Victoria Manor		1			1
WINCHESTER HOSPITAL			1	100%	1
NANCY M WORTHINGTON MD PA			1	100%	1
PM PEDIATRICS PC			1	100%	1
SISTERS MISSION			1	100%	1
JOHNSON MEDICAL SERVICES			1	100%	1
SALEM VAMC		1			1
HORIZON MEDICAL CENTER			1	100%	1
CSI LABORATORIES FLORIDA			1	100%	1
PULMONARY MEDICINE		1			1
MEDEXPRESS URGENT CARE CHICOPEE			1	100%	1
FORT MYERS NORTH DIALYSIS		1			1
INDIAN RIVER CLINICAL LABORATORY, INC.		1			1
El Paso Health Care Center			1	100%	1
The Center at Centennial			1	100%	1
Country View of Sunbury			1	100%	1
CVS IN6555POCT BROWNSBURG		1			1
PALM SPRINGS GENERAL HOSPITAL			1	100%	1
THE HEART HOSPITAL BAYLOR PLANO			1	100%	1
Wayne County Nursing Home		1			1
15 TO KNOW			1	100%	1
FLORHAM PARK ENDOSCOPY CENTER		1			1
NHLS			1	100%	1
BIOMAT USA INC			1	100%	1
Wexner Heritage House			1	100%	1
MEMORIAL HOSPITAL - BELLEVILLE			1	100%	1
STEWART MEDICAL GROUP INC			1	100%	1
MINUTE CLINIC DIAGNOSTICS OF IN, LLC #6252		1			1
GOLDING-GRANADO MEDICAL ASSOCIATES		1			1
Lakeland Nursing and Rehabilitation Center LLC		1			1
ALLEGANY COUNTY DEPARTMENT OF HEALTH		1			1
CVS PA10825POCT PLYMOUTH MEETING		1			1
ONPOINT URGENT CARE			1	100%	1
SOMA MEDICAL CENTER PA #2			1	100%	1
WY RETIREMENT CENTER		1			1
JOSHUA E CHESIR MD		1			1
BALLAD HEALTH MEDICAL ASSOCIATES URGENT CARE			1	100%	1
Kroger 682 - The Little Clinic Combs and Gantzel		1			1
EILEEN TURBESSI MD PA		1			1

# COVID-19: testing by laboratory

Data through Mar 25, 2021 verified as of Mar 26, 2021 at 09:25 AM

Data in this report are provisional and subject to change.

The numbers in the table below represent the number of Florida and non-Florida residents for whom test results were received by the Department of Health. A person can be tested by more than one laboratory and can have both positive and negative results. **Therefore, the sum of the numbers in each column will be larger than the total number of people tested.**

Reporting lab	Inconclusive	Negative	Positive	Percent positive	Total
Garden Villa Bedford		1			1
LIFE CARE CENTER OF GWINNETT		1			1
MEDEXPRESS URGENT CARE - CABOT			1	100%	1
PUTNAM CO HOSPITAL-D/B/A ASBURY TOWERS		1			1
PUBLIX PHARMACY # 1236			1	100%	1
SHANNON CLARK OD, PA			1	100%	1
HEALTH FIRST HOME CARE		1			1
AURORA CONSOLIDATED LABORATORY			1	100%	1
NORTH WEST FLORIDA DIAGNOSTIC ENOCRINOLOGY CLINIC			1	100%	1
YOUR HEALTH PEDIATRICS INC			1	100%	1
WMC HEALTH GROUP INC			1	100%	1
Kroger 698 - The Little Clinic 14th Street/Bell		1			1
Sherwood Oaks Health Center			1	100%	1
COLLIER BLVD HMA PHYSICIANS MANAGEMENT LLC			1	100%	1
PENNY PEDIATRICS		1			1
EVERGREEN NURSING HOME		1			1
JP MORGAN CHASE HEALTH SERVICES			1	100%	1
ASSOCIATES MD MEDICAL GROUP INC			1	100%	1
MEDOR/ACC SYNCHRONY			1	100%	1
Kroger 419 - The Little Clinic Farmington/Exeter		1			1
MARTIN HEALTH PHYSICIAN GROUP			1	100%	1
UNIVERSITY OF VERMONT MEDICAL CENTER			1	100%	1
NEW YORK UNIVERSITY MEDICAL CENTER			1	100%	1
MISSISSIPPI VALLEY REGIONAL BLOOD CENTER			1	100%	1
LABTECH DIAGNOSTICS			1	100%	1
CVS NE2741POCT LA VISTA		1			1
FAMILY MEDICAL CENTERS			1	100%	1
CARBON HEALTH			1	100%	1
RENOWN REGIONAL MEDICAL CENTER			1	100%	1
MERITER LABORATORIES			1	100%	1
SOUTHWEST REGIONAL PCR LABORATORY			1	100%	1
DOCTORS CHOICE HOME CARE INC			1	100%	1
Heritage Inn Health and Rehabilitation		1			1
LPG PRIMARY CARE AT LABELLE			1	100%	1
Kroger 532 - The Little Clinic Murfreesboro		1			1
SOUTHEASTERN INTEGRATED MEDICAL PL			1	100%	1
Kroger 753 - The Little Clinic Goss Avenue		1			1
AUTUMN CARE OF STATESVILLE, LLC		1			1
CATERPILLAR INC - MIAMI DISTRIBUTION CENTER			1	100%	1
MISSION HOSPITAL			1	100%	1
TMH PHYSICIAN PARTNERS WAKULLA			1	100%	1
Rockcastle Health and Rehab		1			1
Autumn Care of Suffolk		1			1
Excel Care Center			1	100%	1
Ladera Center		1			1
MEDICAL CENTER			1	100%	1

# COVID-19: testing by laboratory

Data through Mar 25, 2021 verified as of Mar 26, 2021 at 09:25 AM

Data in this report are provisional and subject to change.

The numbers in the table below represent the number of Florida and non-Florida residents for whom test results were received by the Department of Health. A person can be tested by more than one laboratory and can have both positive and negative results. **Therefore, the sum of the numbers in each column will be larger than the total number of people tested.**

Reporting lab	Inconclusive	Negative	Positive	Percent positive	Total
WINDMOOR HEALTHCARE			1	100%	1
CENTRAL CAROLINA HOSPITAL			1	100%	1
QC LABORATORY			1	100%	1
AL MANI HEALTH INSTUTUTE		1			1
WINNIFRED ASSISTED LIVING FACILITY INC		1			1
ELKHART GENERAL HOSPITAL			1	100%	1
UT HEALTH RIO GRANDE VALLEY PRIMARY CARE AT			1	100%	1
AURORA HEALTH CARE METRO INC			1	100%	1
FAMILY MEDICAL CENTRE			1	100%	1
DAYTONA BEACH DIALYSIS			1	100%	1
NATION'S BEST CARE HOME HEALTH			1	100%	1
BISHOP KEARNEY		1			1
BAPTIST EMERGENCY HOSPITAL - KELLY			1	100%	1
STUDENT HEALTH CENTER			1	100%	1
Court House Center		1			1
MOBILE MEDICAL CLINIC			1	100%	1
GATEWAY FAMILY HEALTH CLINIC			1	100%	1
ELKTON TRANSITIONAL CARE CENTER		1			1
MEMORIALCARE LONG BEACH MEDICAL CENTER			1	100%	1
COVENANT HOSPITAL HOBBS D/B/A COVENANT		1			1
LIBERTY URGENT CARE			1	100%	1
NORWALK HOSPITAL			1	100%	1
Salem Hills Rehabilitation and Nursing Center		1			1
TRIDENT ANTI AGING LLC			1	100%	1
2504-HOMEWOOD		1			1
FLORIDA HOSPITAL ORMOND BEACH			1	100%	1
JACKSONVILLE HEALTH & REHAB		1			1
NEW SMYRNA BEACH AMBULATORY CARE CTR			1	100%	1
Crowne Place Assisted Living		1			1
SACRED HEART MEDICAL CENTER			1	100%	1
ABINGTON MEMORIAL HOSPITAL			1	100%	1
MISSOURI DEPT. OF HEALTH			1	100%	1
MED-LAKE LABORATORY			1	100%	1
NEW HORIZON PRIMARY CARE LLC			1	100%	1
WESTCOAST FAMILY PRACTICE		1			1
CONTINENTAL HOME HEALTH CARE INC			1	100%	1
NORTH CAROLINA STATE LABORATORY OF PUBLIC HEALTH, SPECTRUM LAB NETWORK			1	100%	1
DOCTORS CARE - GREER		1			1
LEE MEMORIAL HOSPITAL OUTPATIENT SURGERY CENTER			1	100%	1
MEDEXPRESS URGENT CARE - ST CLAIR, CLOVER DR.		1			1
SOUTHERN WINDS			1	100%	1
DOCTORS HEARING			1	100%	1
RIVIERA BEACH HEALTH CENTER LAB			1	100%	1
CORPUS CHRISTI MEDICAL CENTER			1	100%	1
LABTEST LLC LABTEST DIAGNOSTICS			1	100%	1
MIL LAKE HEALTHCARE CENTER INC PEDIATRICS			1	100%	1

# COVID-19: testing by laboratory

Data through Mar 25, 2021 verified as of Mar 26, 2021 at 09:25 AM

Data in this report are provisional and subject to change.

The numbers in the table below represent the number of Florida and non-Florida residents for whom test results were received by the Department of Health. A person can be tested by more than one laboratory and can have both positive and negative results. **Therefore, the sum of the numbers in each column will be larger than the total number of people tested.**

Reporting lab	Inconclusive	Negative	Positive	Percent positive	Total
PHYSICIANS ASSOCIATES			1	100%	1
Kroger 49 - The Little Clinic Wichita - 21st St.			1	100%	1
Pinnacle Assisted Living			1	100%	1
Carrollton Manor Inc		1			1
ASCENSION ST VINCENT'S - WESTSIDE			1	100%	1
ADVENT HEALTH MEDICAL GROUP MULTISPECIALTY			1	100%	1
Alexandria Place		1			1
COUNTRYSIDE PEDIATRIC CARE PA			1	100%	1
INDIGO PALMS			1	100%	1
NORTH PALM BEACH DIALYSIS CENTER			1	100%	1
WATERBURY HOSPITAL REFERENCE LAB			1	100%	1
COLONIAL VILLA GOOD SAMARITAN CENTER		1			1
OCCUPATIONAL HEALTH CENTER		1			1
CVS MA915POCT BEVERLY			1	100%	1
COMMONWEALTH OF VIRGINIA DIVISION OF CONSOLIDATED LABORATORY SERVICES			1	100%	1
DW MCMILLAN MEMORIAL HOSPITAL LABORATORY			1	100%	1
NHC Chattanooga			1	100%	1
MEDEXPRESS URGENT CARE-VINLAND SOUTH			1	100%	1
ABSOLUTE CAREGIVERS HOME HEALTH AGENCY INC			1	100%	1
CAH ACQUISITION COMPANY 11 LLC			1	100%	1
BMC/NASSAU			1	100%	1
RYE BEACH PHARMACY INC		1			1
URGENT CARE OF KANSAS CITY			1	100%	1
LP ELIZABETHTON		1			1
RAPID CITY REGIONAL HOSPITAL -579 ATTN. LABORATORY		1			1
Carington Park			1	100%	1
PEACE OF MIND REHAB CENTER		1			1
MIDWEST COVENANT HOME, INC		1			1
BAYLOR SCOTT AND WHITE MEDICAL CENTER -CENTENNIAL			1	100%	1
DEACONESS URGENT CARE CENTER			1	100%	1
MERITUS MEDICAL CENTER			1	100%	1
Louis Stokes Cleveland VA - Midtown Dialysis Center		1			1
XSTREMEMD			1	100%	1
TREASURE COAST COMMUNITY HEALTH INC			1	100%	1
INTERNAL MEDICINE EMILIA MURRAY MD PA		1			1
FLAGLER HOME CARE			1	100%	1
Bethany Manor		1			1
Walgreens #3661		1			1
CVS AZ4795POCT MESA		1			1
BETHESDA HOSPITAL EAST BLOOD GAS LAB			1	100%	1
MISSOURI DEPARTMENT OF HEALTH AND SENIOR SERVICES - STATE PH LAB		1			1
WALGREENS #15369		1			1
Manor Care Health Care Services - Williamsport North		1			1
COMMUNITY			1	100%	1
PIONEER CLINICAL RESEARCH LLC			1	100%	1
TFH HOME HEALTH INC			1	100%	1

# COVID-19: testing by laboratory

Data through Mar 25, 2021 verified as of Mar 26, 2021 at 09:25 AM

Data in this report are provisional and subject to change.

The numbers in the table below represent the number of Florida and non-Florida residents for whom test results were received by the Department of Health. A person can be tested by more than one laboratory and can have both positive and negative results. **Therefore, the sum of the numbers in each column will be larger than the total number of people tested.**

Reporting lab	Inconclusive	Negative	Positive	Percent positive	Total
CVS TX7431POCT ROWLETT		1			1
CROSS CREEK HEALTH CARE		1			1
OXY-GENLAB			1	100%	1
INTEGRIS SEMINOLE EMERGENCY DEPT			1	100%	1
LAKE LURE HEALTH CENTER			1	100%	1
RESIDENCES AT MIAMI / REIGN GARDENS LLC, THE			1	100%	1
ACCOMPLISHED HOME CARE		1			1
NICKLAUS CHILDREN'S DORAL OUTPATIENT CENTER			1	100%	1
MY URGENT CARE CLINIC			1	100%	1
ADVENTHEALTH MEDICAL GROUP PEDIATRICS DIABETES &			1	100%	1
CHRISTIAN REST HOME ASSOC		1			1
HCA HOUSTON ER 24/7			1	100%	1
GULF BREEZE TREATMENT CENTER, LLC			1	100%	1
DOCTORS CARE - AIKEN MALL			1	100%	1
ABBOTT LABORATORIES - OCCUPATIONAL HEALTH SERVICES			1	100%	1
LabCorp L#09258295 M#09258285			1	100%	1
WELLMED AT LINEBAUGH AVE			1	100%	1
Kroger - KRO70300083			1	100%	1
BAPTIST HEALTH EXPRESS CARE			1	100%	1
STERLING HOUSE OF PORT ORANGE		1			1
CONCORDIA MANOR			1	100%	1
CASA DE ORO CARE AND REHABILITATION CE		1			1
FIRST CARE WALK IN CLINIC LLC			1	100%	1
MISSION HOSPITAL - MEMORIAL CAMPUS			1	100%	1
HUNTSVILLE HOSPITAL			1	100%	1
BSA PHYSICIANS GROUP, INC D/B/A BSA FAMILY MEDICAL			1	100%	1
Kingston Care Center of Fort Wayne		1			1
SIGNATURE CARE MEMORIAL CITY			1	100%	1
PURECARE PHARMACY		1			1
ST. JOHN HOSPITAL & MEDICAL CENTER			1	100%	1
EVENTIDE LUTHERAN HOME		1			1
SHEPHERD CENTER CLINICAL LABORATORY		1			1
SAINT AGNES HOSPITAL			1	100%	1
TAYLOR COUNTY HEALTH DEPARTMENT			1	100%	1
MANOR CARE OF DELRAY BEACH FL LLC		1			1
HILTON HEAD HOSPITAL/INPATIENT			1	100%	1
Coos County Nursing Home		1			1
KIOSK MEDICINE OF KENTUCKY LLC		1			1
CARDIOLOGY AND FITNESS MEDICINE		1			1
CVS CA9145POCT SANTEE			1	100%	1
Indianspring of Oakley		1			1
ST MICHAEL'S ELITE MEDICAL HOSPITAL			1	100%	1
ALTAMONTE SPRINGS WALK IN MED CENTER			1	100%	1
PHYSICIANS ASSOCIATES PA			1	100%	1
WYOMING COUNTY DEPARTMENT OF HEALTH		1			1
ALL PEDIATRIC CARE PA			1	100%	1



# COVID-19: testing by laboratory

Data through Mar 25, 2021 verified as of Mar 26, 2021 at 09:25 AM

Data in this report are provisional and subject to change.

The numbers in the table below represent the number of Florida and non-Florida residents for whom test results were received by the Department of Health. A person can be tested by more than one laboratory and can have both positive and negative results. **Therefore, the sum of the numbers in each column will be larger than the total number of people tested.**

Reporting lab	Inconclusive	Negative	Positive	Percent positive	Total
Heritage Health of Peru			1	100%	1
Kroger 970 - The Little Clinic Westfield			1	100%	1
ALPHA CLINICAL LABORATORY CORP.			1	100%	1
CVS OH3306POCT AKRON		1			1
The Evangelical Lutheran Good Samaritan Society Prescott Village		1			1
TRUMAN MEDICAL CENTER - HOSPITAL HILL			1	100%	1
OCEANVIEW NURSING AND REHABILITAION CENTER			1	100%	1
CORPORATION OF AMERICA		1			1
PHYSICIANS URGENT CARE			1	100%	1
Harbor House		1			1
MARTIN MEM FAMILY CARE AT ST LUCIE W			1	100%	1
FHPG SURGICAL ASSOCIATES OF EAST PASCO			1	100%	1
BROADWAY HEALTH FLORIDA MEDICAL CLINIC URGENT CARE			1	100%	1
GARDENS PEDIATRICS LAB			1	100%	1
CLARKSVILLE HEALTH SYSTEM			1	100%	1
HALIFAX HEALTH PRIMARY CARE ORMOND			1	100%	1
MARINA DEL REY HOSPITAL LAB			1	100%	1
CORNERSTONE OF RECOVERY INC		1			1
CERMAK HEALTH SERVICES			1	100%	1
AMERICAN FAMILY CARE - SMYRNA			1	100%	1
KNOX COMMUNITY HOSPITAL			1	100%	1
KIDSVILLE PEDIATRICS III PA			1	100%	1
DAYTONA BEACH CENTRA CARE			1	100%	1
NSPIRE HEALTHCARE PLANTATION			1	100%	1
MED BAR LLC		1			1
CLINICAL RESEARCH OF WEST FLORIDA		1			1
ADVANCED RESEARCH AND DIAGNOSTIC LABORATORY UNIVERSITY OF MINNESOTA			1	100%	1
BIOMERIEUX			1	100%	1
WASHINGTONVILLE PHARMACY INC		1			1
UNIVERSITY OF TOLEDO MEDICAL CENTER			1	100%	1
Walgreens #10851		1			1
COURTLAND TERRACE		1			1
SACRED HEART HOSPITAL NURSING			1	100%	1
QLABS			1	100%	1
TILE PHARMACY		1			1
SOUTHEAST MISSOURI HOSPITAL		1			1
FOUNDATION LABORATORY			1	100%	1
SPHERE DX			1	100%	1
HAMILTON MEDICAL CENTER LABORATORY			1	100%	1
FIT4LIFE MEDICAL CENTER			1	100%	1
MEDEXPRESS URGENT CARE - WAYNESBURG		1			1
Maplewood of Cheshire County		1			1
Advanced Rehabilitation of Vernon		1			1
NORTHEAST BAPTIST HOSPITAL			1	100%	1
MEDEXPRESS URGENT CARE, EDWARDSVILLE		1			1
Altenheim Senior Living		1			1

# COVID-19: testing by laboratory

Data through Mar 25, 2021 verified as of Mar 26, 2021 at 09:25 AM

Data in this report are provisional and subject to change.

The numbers in the table below represent the number of Florida and non-Florida residents for whom test results were received by the Department of Health. A person can be tested by more than one laboratory and can have both positive and negative results. **Therefore, the sum of the numbers in each column will be larger than the total number of people tested.**

Reporting lab	Inconclusive	Negative	Positive	Percent positive	Total
Baypoint Healthcare Center			1	100%	1
SUMMERFIELD PAIN MANAGEMENT			1	100%	1
FOCUSED CARE AT ALLENBROOK		1			1
CLEVELAND CLINIC AKRON GENERAL			1	100%	1
MOUNT ST MARYS HOSPITAL OF NIAGARA FALLS			1	100%	1
LIBERTY HEALTH CENTER			1	100%	1
SILVERMAN			1	100%	1
LAKE MARY OPTUM FLORIDA			1	100%	1
HEALTH CLINIC,THE		1			1
COLUMBIA CREST CARE & RAHAB		1			1
UNIVERSITY OF MIAMI - LENNAR CENTER			1	100%	1
COMMUNITY MEDICAL CENTER-ORANGE CITY		1			1
CHC SOUTHWEST FLORIDA LAB-LIVE			1	100%	1
Wetumpka Health and Rehab, LLC		1			1
ALLIANCE MD DIRECT PRIMARY CARE			1	100%	1
ARCADIA DIALYSIS CENTER			1	100%	1
WALGREENS # 11165		1			1
BIOMAT ORLANDO		1			1
FAST PACE URGENT CARE			1	100%	1
HUDSON REGIONAL HOSPITAL			1	100%	1
Vi at Aventura		1			1
TMH PHYSICIAN PARTNERS QUINCY			1	100%	1
GENESIS CARE USA OF FLORIDA, LLC			1	100%	1
Kroger 447 - The Little Clinic Lebanon		1			1
Kroger 57 - The Little Clinic Jay C Charlestown		1			1
HYDE PARK MEDICAL CENTER		1			1
MAYO CLINIC OUTPATIENT DIALYSIS CENTER			1	100%	1
CENTRAL ALABAMA HEALTH CARE SYSTEM			1	100%	1
FAMILY MEDICAL CENTER OF HOLLYWOOD PA			1	100%	1
UNITYPOINT HEALTH TRINITY			1	100%	1
CVS NE8626POCT LINCOLN		1			1
TREEHOUSE PEDIATRICS			1	100%	1
Kroger 670 - The Little Clinic Dawson Forest Rd & Hwy 19		1			1
NATIONAL INSTITUTES OF HEALTH CLINICAL CENTER			1	100%	1
INTERMOUNTAIN HEALTHCARE LABORATORY SERVICES			1	100%	1
MARTINSVILLE HEALTH AND REHAB			1	100%	1
Kroger 825 - The Little Clinic Dorothy Lane		1			1
Schoenbrunn Healthcare		1			1
LAKEVIEW REGIONAL HOSPITAL			1	100%	1
THE EMORY CLINIC			1	100%	1
DEL PRADO MEDICAL CENTER, INC		1			1
GOOD SAMARITAN SOCIETY - DE SMET		1			1
SEVEN HILLS HEALTHCARE GROUP LLC DBA		1			1
Northern Nevada State Veterans Home		1			1
PORTSMOUTH REG. HOSPITAL			1	100%	1
SANFORD HOME		1			1

# COVID-19: testing by laboratory

Data through Mar 25, 2021 verified as of Mar 26, 2021 at 09:25 AM

Data in this report are provisional and subject to change.

The numbers in the table below represent the number of Florida and non-Florida residents for whom test results were received by the Department of Health. A person can be tested by more than one laboratory and can have both positive and negative results. **Therefore, the sum of the numbers in each column will be larger than the total number of people tested.**

Reporting lab	Inconclusive	Negative	Positive	Percent positive	Total
Illiana HCS -Danville VAMC		1			1
Kroger 618 - The Little Clinic Trail Creek Village		1			1
Walgreens #12153		1			1
DEERFIELD BEACH REHABILITATION AND NURSING			1	100%	1
EMERSON HOSPITAL LABORATORY			1	100%	1
CARDIAC AND VASCULAR CONSULTANTS MD PA		1			1
JOHN PETER SMITH HOSPITAL- OB TRIAGE			1	100%	1
ASHLEY PEDIATRICS DAY & NIGHT CLINIC			1	100%	1
AMERICAN FAMILY CARE URGENT CARE		1			1
SPINE & PAIN CONSULTANT PLLC		1			1
MEMORIAL SATILLA HEALTH			1	100%	1
ACUPATH LABORATORIES INC			1	100%	1
DORNOCH PLACE DEL PRADO		1			1
TEVAPHARM			1	100%	1
HALEYVILLE HEALTH CARE CENTER		1			1
CVS MA217POCT TEWKSBURY		1			1
ACCESS MEDICAL GROUP OF TAMPA INC			1	100%	1
BAPTIST HOSPITAL FAMILY MEDICINE &			1	100%	1
MEDICAL SPECIALISTS OF THE PALM BEACHES INC			1	100%	1
CVS NE5714POCT OMAHA		1			1
ATHENS LIMESTONE HOSPITAL		1			1
HEALTHALLIANCE HOSPITAL LABORATORY		1			1
ST.ELIZABETH HEALTH CENTER	1				1
SUNCOAST BEHAVIORAL HEALTH CENTER			1	100%	1
SUNCOAST PRIMARY CARE LLC			1	100%	1
JUP Serology SubSection			1	100%	1
STEPHEN G NELSON MD PA			1	100%	1
TARRANT MEDICAL ASSOCIATES			1	100%	1
COVENANT HEALTH		1			1
KAISER PERMANENTE REGIONAL REFERENCE LABORATORY		1			1
CTMD MEDICAL CENTER, PA			1	100%	1
Diversicare of Smyrna		1			1
DUKE UNIVERSITY POINT OF CARE TESTING PROGRAM			1	100%	1
SOUTHWESTERN STATE HOSPITAL LABORATORY			1	100%	1
URGENT CARE OF COASTAL GEORGIA			1	100%	1
QUALITY CLINICAL LAB LLC			1	100%	1
HENRY FORD WEST BLOOMFIELD HOSPITAL			1	100%	1
PEDIATRIC PARTNERS			1	100%	1
GIBSON AREA PRIMARY CARE			1	100%	1
FLORIDA KEYS PED AND ADOLES CTR			1	100%	1
PALM BEACH COUNTY HEALTH DEPT.			1	100%	1
REFERENCE LABORATORY			1	100%	1
MOUNT SINAI MEDICAL CENTER HIALEAH			1	100%	1
FAYETTE MEDICAL CENTER LAB		1			1
ORMOND BEACH DIALYSIS			1	100%	1
PULMONARY, CRITICAL CARE AND SLEEP DISORDERS INSTITUTE OF SOUTH FLORID			1	100%	1

# COVID-19: testing by laboratory

Data through Mar 25, 2021 verified as of Mar 26, 2021 at 09:25 AM

Data in this report are provisional and subject to change.

The numbers in the table below represent the number of Florida and non-Florida residents for whom test results were received by the Department of Health. A person can be tested by more than one laboratory and can have both positive and negative results. **Therefore, the sum of the numbers in each column will be larger than the total number of people tested.**

Reporting lab	Inconclusive	Negative	Positive	Percent positive	Total
MAHONEY PEDIATRICS PA			1	100%	1
MEDEXPRESS URGENT CARE - LODI		1			1
TEMPUS_LABS			1	100%	1
AURORA MEDICAL CENTER-KENOSHA			1	100%	1
Glen Haven Health and Rehabilitation LLC		1			1
Kroger 63 - The Little Clinic Glassford Hill Rd		1			1
AVERA ST. MARY'S HOSPITAL			1	100%	1
NORTH RIVER FAMILY HEALTH CENTER			1	100%	1
IVAN, MAYA			1	100%	1
CARE CENTER OF LAKE PLACID			1	100%	1
ADAMS COUNTY HEALTH DEPARTMENT			1	100%	1
Domiciliary Rehab & Residential Treatment Program		1			1
PINEBROOK CARE AND REHABILITATION CENTER			1	100%	1
CAREWELL URGENT CARE FITCHBURG			1	100%	1
OCALA REGIONAL DIALYSIS- NORTH			1	100%	1
TITUSVILLE CENTER FOR SURGICAL EXCELLENCE LLC		1			1
PALM COTTAGE OPERATOR LLC			1	100%	1
LAKE COMMUNITY ACTION AGENCY		1			1
CVS TX1057POCT SAN ANTONIO		1			1
NORTHSIDE MEDICAL CENTER		1			1
SOUTHERN HILLS MEDICAL CENTER			1	100%	1
Bethel Lutheran Nursing & Rehabilitation Center		1			1
HOLLAND COMMUNITY HOSPITAL		1			1
HARDEN DIALYSIS		1			1
Memorial Health Care Center			1	100%	1
Kroger 397 - The Little Clinic Frankfort East		1			1
AVALON MEDICAL GROUP			1	100%	1
WILLOW DALE WELLNESS VILLAGE APARTMENT		1			1
TITUSVILLE TOWERS ASSISTED LIVING		1			1
PREMIER HEALTH CARE INC			1	100%	1
PRACTITIONERS IN MOTION			1	100%	1
Kroger 717 - The Little Clinic Dolphin Drive			1	100%	1
ASHLEY PEDICATRICS DAY AND NIGHT CLINIC			1	100%	1
WALGREENS # 09788		1			1
SANITAS RESEARCH LLC			1	100%	1
LOUIS A JOHNSON VAMC		1			1
DECATUR MORGAN HOSPITAL - DECATUR GENE		1			1
MONMOUTH MEDICALC ENTER		1			1
PANCARE HEALTH - CARR ELEM & MIDDLE SCHOOL			1	100%	1
HIGHLANDS CLINICAL LABORATORY			1	100%	1
BAPTIST HEALTH FLOYD			1	100%	1
ENT & ALLERGY ASSOCIATES, LLP - SLEEPY HOLLOW (ABBOTT)		1			1
CARENOW LAKE WORTH			1	100%	1
STATE OF CALIFORNIA DOH SERVICES			1	100%	1
LIMA MEMORIAL HOSPITAL			1	100%	1
CVS NE8616POCT LINCOLN		1			1

# COVID-19: testing by laboratory

Data through Mar 25, 2021 verified as of Mar 26, 2021 at 09:25 AM

Data in this report are provisional and subject to change.

The numbers in the table below represent the number of Florida and non-Florida residents for whom test results were received by the Department of Health. A person can be tested by more than one laboratory and can have both positive and negative results. **Therefore, the sum of the numbers in each column will be larger than the total number of people tested.**

Reporting lab	Inconclusive	Negative	Positive	Percent positive	Total
HENRY FORD HOSPITAL			1	100%	1
CONCENTRA - OCALA		1			1
UNIVERSITY OF SOUTH FLORIDA			1	100%	1
BAYMEADOWS PEDIATRIC CARE		1			1
Monument Health Custer Care Center		1			1
AHC Dyersburg		1			1
HAMILTON CI MAIN UNIT ANNEX/ WORK CAMP			1	100%	1
WOOD COUNTY HEALTH DEPARTMENT			1	100%	1
UUHC - REDSTONE HEALTH CENTER LABORATORY			1	100%	1
SAINT ALPHONSUS REGIONAL MEDICAL CENTER			1	100%	1
MT SINA1 HOSPICE			1	100%	1
NORTHEAST TEXAS DIALYSIS		1			1
PASTEUR MEDICAL CENTER LLC		1			1
ORMC-ARDEN/EOI			1	100%	1
Kroger 629 - The Little Clinic Cartersville, GA Hwy 41		1			1
MAGGY PHARMACY INC		1			1
LAMARQUE DIALYSIS			1	100%	1
WALK IN MEDICAL URGENT CARE PC		1			1
CENTRAL FLORIDA MEDICAL CARE			1	100%	1
MEDEXPRESS URGENT CARE - DERBY N ROCK		1			1
BNJ		1			1
BASCOM PALMER EYE INSTITUTE			1	100%	1
UNIVERSITY OF BALTIMORE WASHINGTON MEDICAL CENTER			1	100%	1
PEDIATRIC ASSOCIATES OF ORLANDO			1	100%	1
Piedmont Crossing		1			1
CAMBRIDGE HEALTH ALLIANCE			1	100%	1
CYPRESS VILLAGE REHAB CENTER		1			1
SOUTH FLORIDA URGENT CARE CENTERS, LLC			1	100%	1
NHC Sequatchie		1			1
ASUNCION HOME HEALTH CARE CORP			1	100%	1
Kroger 518 - The Little Clinic Hermitage		1			1
HALIFAX FAMILY HEALTH CENTER			1	100%	1
LOWER KEYS COMMUNITY HEALTH CENTER			1	100%	1
DR BAWA AND ASSOCIATES			1	100%	1
Kroger 569 - The Little Clinic Gallatin		1			1
PRIMEX CLINICAL LABORATORIES INC			1	100%	1
ORMOND PEDIATRICS PA			1	100%	1
UFHEALTH			1	100%	1
Smg/North Jersey Hematology & Oncology		1			1
MOUNT SINAI COMPREHENSIVE CANCER CENTER			1	100%	1
HALE KUPUNA HERITAGE HOME		1			1
Shelbyville Manor		1			1
Glenis Dr VA Outpatient Clinic		1			1
ASHLEY CLINICAL DIAGNOSTIC LABORATORY			1	100%	1
PHYSICIANS OF CENTRAL FLORIDA			1	100%	1
CVS IL7142POCT LOCKPORT		1			1

# COVID-19: testing by laboratory

Data through Mar 25, 2021 verified as of Mar 26, 2021 at 09:25 AM

Data in this report are provisional and subject to change.

The numbers in the table below represent the number of Florida and non-Florida residents for whom test results were received by the Department of Health. A person can be tested by more than one laboratory and can have both positive and negative results. **Therefore, the sum of the numbers in each column will be larger than the total number of people tested.**

Reporting lab	Inconclusive	Negative	Positive	Percent positive	Total
VALLEY HOSPITAL MEDICAL CENTER		1			1
ROYAL PALM PEDIATRICS			1	100%	1
CAREHERE HUDSON BAY			1	100%	1
LEGACY AT HIGHWOODS PRESERVE		1			1
HENRICO DOCTOR'S LABORATORY			1	100%	1
Holly Hill Healthcare Center			1	100%	1
SHANNON MEDICAL CENTER			1	100%	1
Mountain View Manor			1	100%	1
THE GROVE HEALTH AND REHAB			1	100%	1
LSU MEDICAL CENTER			1	100%	1
CRUSADER COMMUNITY HEALTH			1	100%	1
BEAUMONT URGENT CARE		1			1
TMH PHYSICIAN PARTNERS			1	100%	1
ADVANTA LABS, LLC		1			1
Arbor Springs Health and Rehab		1			1
TMH CANCER CENTER LABORATORY			1	100%	1
Kroger 923 - The Little Clinic Centerville		1			1
GARDENS AT MAPLEWOOD			1	100%	1
PELICAN STATE OUTPATIENT CENTER			1	100%	1
PowerBack Piscataway Center		1			1
EAST FL CORE LAB			1	100%	1
ARIZA WELLNESS CARE LLC			1	100%	1
Highland Ave. Eye Clinic		1			1
A.G. Rhodes		1			1
HAWAII DEPARTMENT OF HEALTH LAB			1	100%	1
SOUTHWOOD HEALTHCARE CENTER		1			1
PARRISH MEDICAL GROUP			1	100%	1
GIFFORD MEMORIAL HOSPITAL		1			1
Sunnybrook Rehabilitation Center			1	100%	1
Kroger 481 - The Little Clinic Houston Levee		1			1
CENTRAL FL INTERNAL MEDICINE ASSOCIATES LLC		1			1
KENDALL PEDIATRICS PARTNERS LLC			1	100%	1
CAROMONT HEALTH			1	100%	1
COUNTY OF HAMILTON			1	100%	1
NYU LANGONE AMBULATORY CARE LAKE SUCCE		1			1
BHS PHYSICIAN NETWORK			1	100%	1
PARK LANE NURSING HOME		1			1
SOUTHWOOD NURSING & RETIREMENT CENTER		1			1
PEACE HEALTH FAMILY MEDICINE AT 87TH AVE		1			1
<b>Total</b>	<b>97,088</b>	<b>17,865,670</b>	<b>2,622,033</b>	<b>13%</b>	<b>20,584,791</b>