

COVID-19: summary of cases and monitoring

Data through Mar 29, 2021 verified as of Mar 30, 2021 at 09:25 AM

Data in this report are provisional and subject to change.

Cases: people with positive PCR or antigen test result		Cases: people with positive PCR or antigen test result	
Total cases		Risk factors for Florida residents	
Florida residents	2,014,354	Traveled	16,063
Non-Florida residents	38,087	Contact with a known case	792,549
Type of testing		Traveled and contact with a known case	21,901
Florida residents	2,014,354	Neither	1,183,841
Positive by BPHL/CDC	73,639	No travel and no contact	238,636
Positive by commercial/hospital lab	1,940,715	Travel is unknown	678,065
PCR positive	1,624,211	Contact is unknown	445,585
Antigen positive	390,143	Contact is pending	433,467
Non-Florida residents	38,087	Travel can be unknown and contact can be unknown or pending for the same case, these numbers will sum to more than the "neither" total.	
Positive by BPHL/CDC	907		
Positive by commercial/hospital lab	37,180		
PCR positive	26,095		
Antigen positive	11,992		
Characteristics			
Florida residents hospitalized	84,973		
Florida resident deaths	33,338		
Non-Florida resident deaths	645		
Hospitalized counts include anyone who was hospitalized at some point during their illness. It does not reflect the number of people currently hospitalized.			
More information on deaths identified through death certificate data is available on the National Center for Health Statistics website at www.cdc.gov/nchs/nvss/vsrr/COVID19/index.htm .			

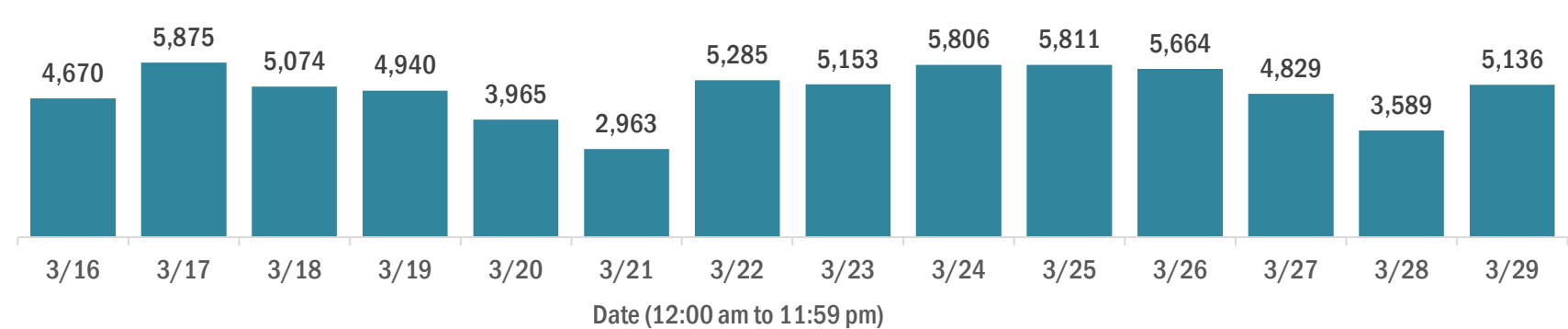
COVID-19: summary of laboratory testing

Data through Mar 29, 2021 verified as of Mar 30, 2021 at 09:25 AM

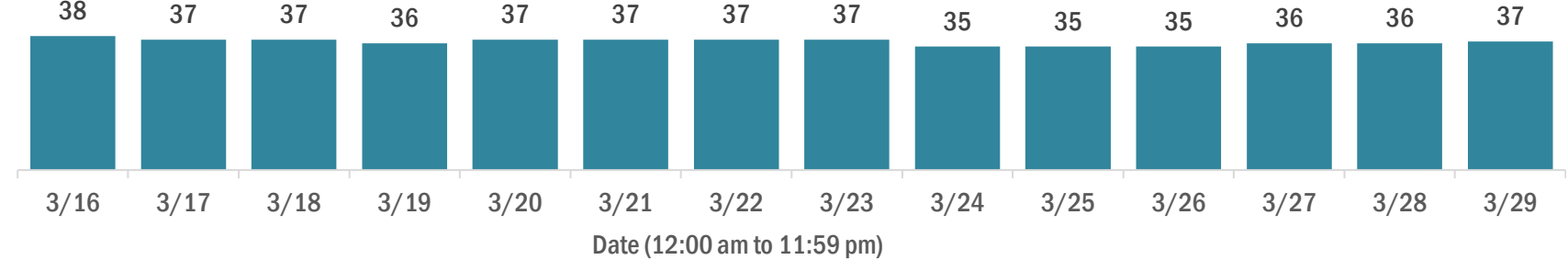
Data in this report are provisional and subject to change.

Cases in Florida residents per day for the past 2 weeks

Number of cases per day



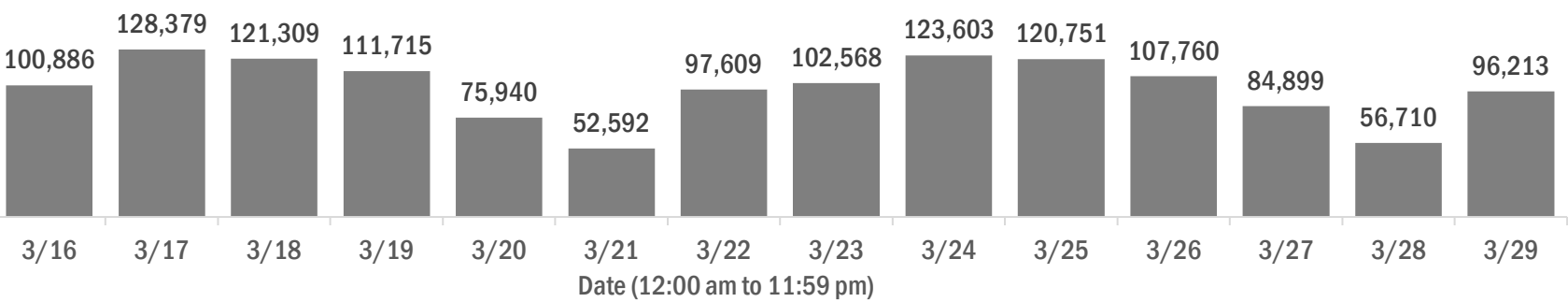
Median age of cases by day



Laboratory testing for Florida residents over the past 2 weeks

Number of Florida residents tested per day

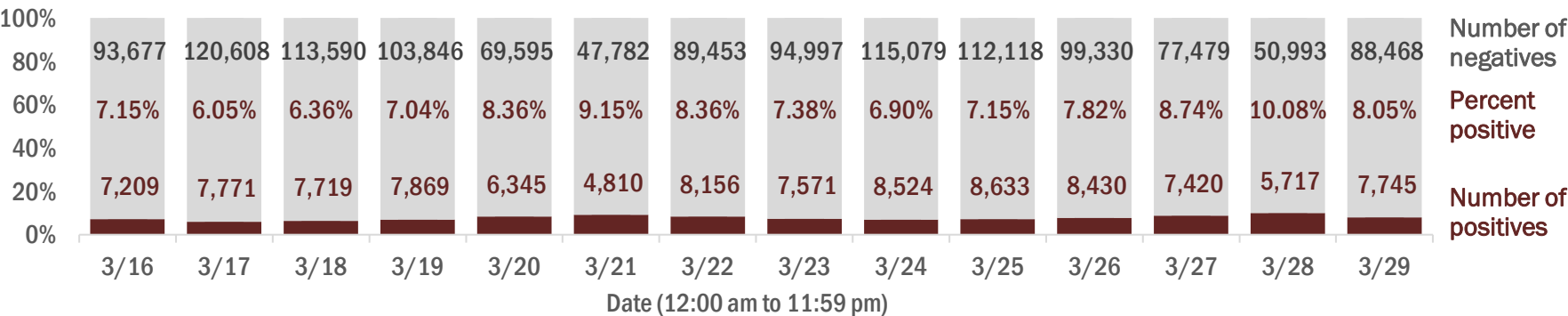
These counts include the number of people for whom the Department received PCR or antigen laboratory results by day. People tested on multiple days will be included for each day a new result was received. A person is only counted once for each day they are tested, regardless of whether multiple specimens are tested or multiple results are received.



Number and percent of Florida residents with positive test results

The percent of positive results ranged from 6.05% to 10.08% over the past 2 weeks and was 8.05% yesterday.

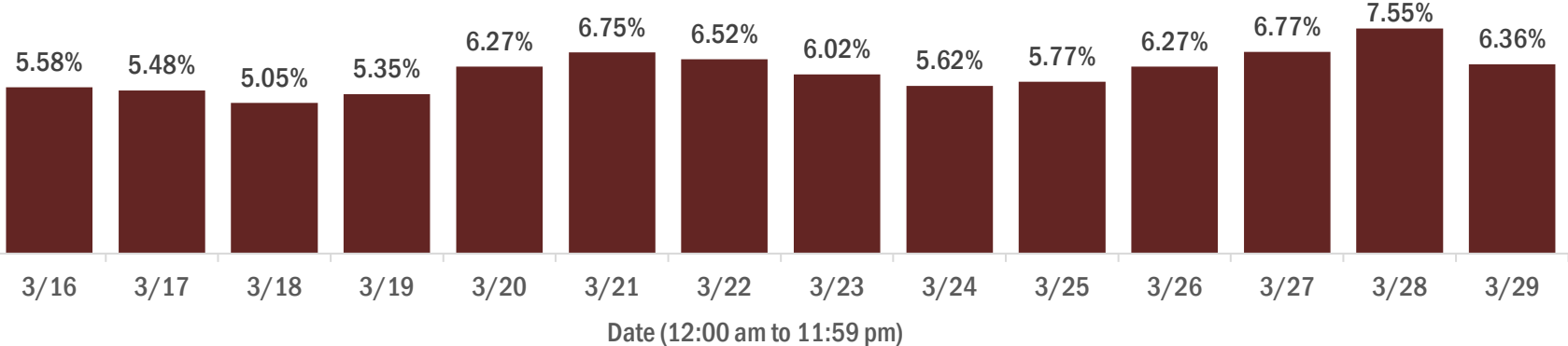
These counts include the number of people for whom the Department received PCR or antigen laboratory results by day. People tested on multiple days will be included for each day a new result was received. A person is only counted once for each day they are tested, regardless of whether multiple specimens are tested or multiple results are received. If a person has a positive specimen and a negative specimen in the same day, only the positive result is counted.



Percent positivity for new cases in Florida residents

The percent of positive results ranged from 5.05% to 7.55% over the past 2 weeks and was 6.36% yesterday.

This percent is the number of people who test PCR- or antigen-positive for the first time divided by all the people tested that day, excluding people who have previously tested positive.



COVID-19: characteristics of 2,014,354 Florida resident cases

Data through Mar 29, 2021 verified as of Mar 30, 2021 at 09:25 AM

Data in this report are provisional and subject to change.

Age group	Cases		Hospitalizations		Deaths	
0-4 years	40,909	<div><div></div></div> 2%	561	<div><div></div></div> 1%	1	0%
5-14 years	127,670	<div><div></div></div> 6%	548	<div><div></div></div> 1%	5	0%
15-24 years	311,099	<div><div></div></div> 15%	2,126	<div><div></div></div> 3%	43	0%
25-34 years	350,495	<div><div></div></div> 17%	4,138	<div><div></div></div> 5%	179	1%
35-44 years	312,381	<div><div></div></div> 16%	6,207	<div><div></div></div> 7%	509	2%
45-54 years	306,775	<div><div></div></div> 15%	9,588	<div><div></div></div> 11%	1,281	4%
55-64 years	265,554	<div><div></div></div> 13%	14,451	<div><div></div></div> 17%	3,595	11%
65-74 years	164,617	<div><div></div></div> 8%	17,753	<div><div></div></div> 21%	7,075	21%
75-84 years	90,918	<div><div></div></div> 5%	17,712	<div><div></div></div> 21%	10,135	30%
85+ years	42,655	<div><div></div></div> 2%	11,880	<div><div></div></div> 14%	10,515	32%
Unknown	1,281	<div><div></div></div> 0%	9	<div><div></div></div> 0%	0	0%
Total	2,014,354		84,973		33,338	

Gender	Cases	
Female	1,053,064	<div><div></div></div> 52%
Male	945,972	<div><div></div></div> 47%
Unknown	15,318	<div><div></div></div> 1%
Total	2,014,354	

Ethnicity	Cases		Hospitalizations		Deaths	
Hispanic	646,299	<div><div></div></div> 32%	21,598	<div><div></div></div> 25%	7,767	<div><div></div></div> 23%
Non-Hispanic	975,310	<div><div></div></div> 48%	59,349	<div><div></div></div> 70%	23,389	<div><div></div></div> 70%
Unknown	392,745	<div><div></div></div> 19%	4,026	<div><div></div></div> 5%	2,182	<div><div></div></div> 7%
Total	2,014,354		84,973		33,338	

Race and ethnicity	Cases		Hospitalizations		Deaths	
White	1,139,694	<div><div></div></div> 57%	55,662	<div><div></div></div> 66%	24,489	<div><div></div></div> 73%
Hispanic	431,902	<div><div></div></div> 21%	15,450	<div><div></div></div> 18%	6,229	<div><div></div></div> 19%
Non-Hispanic	622,955	<div><div></div></div> 31%	38,547	<div><div></div></div> 45%	17,155	<div><div></div></div> 51%
Unknown	84,837	<div><div></div></div> 4%	1,665	<div><div></div></div> 2%	1,105	<div><div></div></div> 3%
Black	265,623	<div><div></div></div> 13%	17,648	<div><div></div></div> 21%	5,309	<div><div></div></div> 16%
Hispanic	15,623	<div><div></div></div> 1%	748	<div><div></div></div> 1%	223	<div><div></div></div> 1%
Non-Hispanic	228,495	<div><div></div></div> 11%	16,540	<div><div></div></div> 19%	4,903	<div><div></div></div> 15%
Unknown	21,505	<div><div></div></div> 1%	360	<div><div></div></div> 0%	183	<div><div></div></div> 1%
Other race	306,179	<div><div></div></div> 15%	9,340	<div><div></div></div> 11%	2,590	<div><div></div></div> 8%
Hispanic	154,075	<div><div></div></div> 8%	4,914	<div><div></div></div> 6%	1,146	<div><div></div></div> 3%
Non-Hispanic	104,702	<div><div></div></div> 5%	3,992	<div><div></div></div> 5%	1,224	<div><div></div></div> 4%
Unknown	47,402	<div><div></div></div> 2%	434	<div><div></div></div> 1%	220	<div><div></div></div> 1%
Unknown race	302,858	<div><div></div></div> 15%	2,323	<div><div></div></div> 3%	950	<div><div></div></div> 3%
Hispanic	44,699	<div><div></div></div> 2%	486	<div><div></div></div> 1%	169	<div><div></div></div> 1%
Non-Hispanic	19,158	<div><div></div></div> 1%	270	<div><div></div></div> 0%	107	<div><div></div></div> 0%
Unknown	239,001	<div><div></div></div> 12%	1,567	<div><div></div></div> 2%	674	<div><div></div></div> 2%
Total	2,014,354		84,973		33,338	

Hospitalization counts include anyone who was hospitalized at some point during their illness. It does not reflect the number of people currently hospitalized. **Other race** includes any person with a race of American Indian/Alaskan native, Asian, native Hawaiian/Pacific Islander, or other.

COVID-19: deaths in Florida residents and staff of long-term care facilities

Data through Mar 29, 2021 verified as of Mar 30, 2021 at 09:25 AM

Data in this report are provisional and subject to change.

For current cases in residents or staff of long-term care facilities, please visit: <https://floridahealthcovid19.gov/>

County	Deaths		County	Deaths		County	Deaths	
Palm Beach	1056	<div></div> 10%	Okaloosa	162	<div></div> 1%	Madison	20	<div></div> 0%
Dade	1001	<div></div> 9%	Hernando	158	<div></div> 1%	Calhoun	17	<div></div> 0%
Pinellas	890	<div></div> 8%	Osceola	142	<div></div> 1%	Gulf	17	<div></div> 0%
Broward	658	<div></div> 6%	Charlotte	134	<div></div> 1%	Flagler	16	<div></div> 0%
Hillsborough	565	<div></div> 5%	Clay	119	<div></div> 1%	Wakulla	16	<div></div> 0%
Duval	426	<div></div> 4%	Indian River	116	<div></div> 1%	Bradford	14	<div></div> 0%
Polk	424	<div></div> 4%	Leon	98	<div></div> 1%	Washington	13	<div></div> 0%
Brevard	395	<div></div> 4%	Bay	89	<div></div> 1%	Baker	12	<div></div> 0%
Orange	392	<div></div> 4%	Jackson	88	<div></div> 1%	Holmes	10	<div></div> 0%
Sarasota	391	<div></div> 4%	St. Johns	86	<div></div> 1%	Jefferson	10	<div></div> 0%
Lee	339	<div></div> 3%	Highlands	84	<div></div> 1%	Franklin	9	<div></div> 0%
Marion	325	<div></div> 3%	Santa Rosa	81	<div></div> 1%	Gadsden	9	<div></div> 0%
Volusia	288	<div></div> 3%	Alachua	77	<div></div> 1%	Lafayette	8	<div></div> 0%
Escambia	278	<div></div> 3%	Suwannee	59	<div></div> 1%	Levy	7	<div></div> 0%
St. Lucie	241	<div></div> 2%	Columbia	51	<div></div> 0%	Desoto	6	<div></div> 0%
Seminole	231	<div></div> 2%	Sumter	47	<div></div> 0%	Monroe	5	<div></div> 0%
Lake	223	<div></div> 2%	Putnam	39	<div></div> 0%	Dixie	4	<div></div> 0%
Pasco	221	<div></div> 2%	Nassau	36	<div></div> 0%	Taylor	3	<div></div> 0%
Manatee	192	<div></div> 2%	Hendry	29	<div></div> 0%	Hardee	2	<div></div> 0%
Collier	191	<div></div> 2%	Walton	29	<div></div> 0%	Hamilton	1	<div></div> 0%
Citrus	178	<div></div> 2%	Okeechobee	24	<div></div> 0%	Liberty	1	<div></div> 0%
Martin	167	<div></div> 2%	Gilchrist	20	<div></div> 0%	Total	11,040	

Note: cases are summarized by the county of usual residence. Residents and staff may be cases associated with facilities that are not in their county of usual residence, resulting in cases being included below for counties that do not have facilities with known cases.

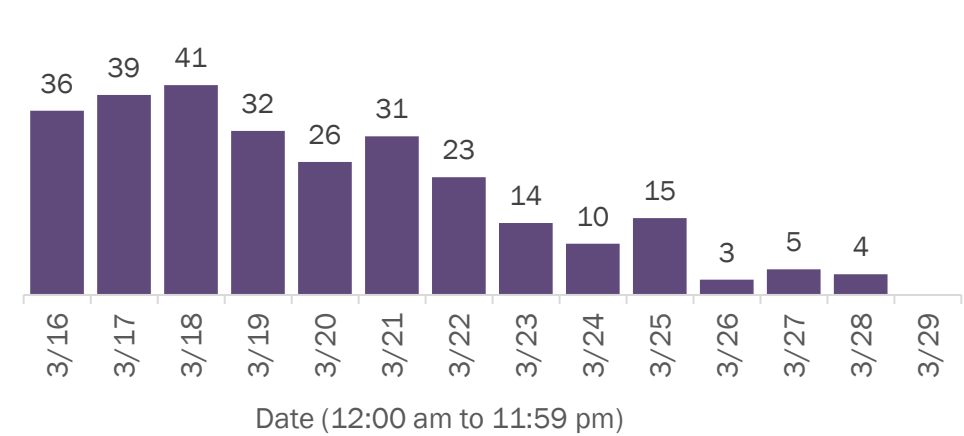
COVID-19: cases in Florida residents who have died

Data through Mar 29, 2021 verified as of Mar 30, 2021 at 09:25 AM

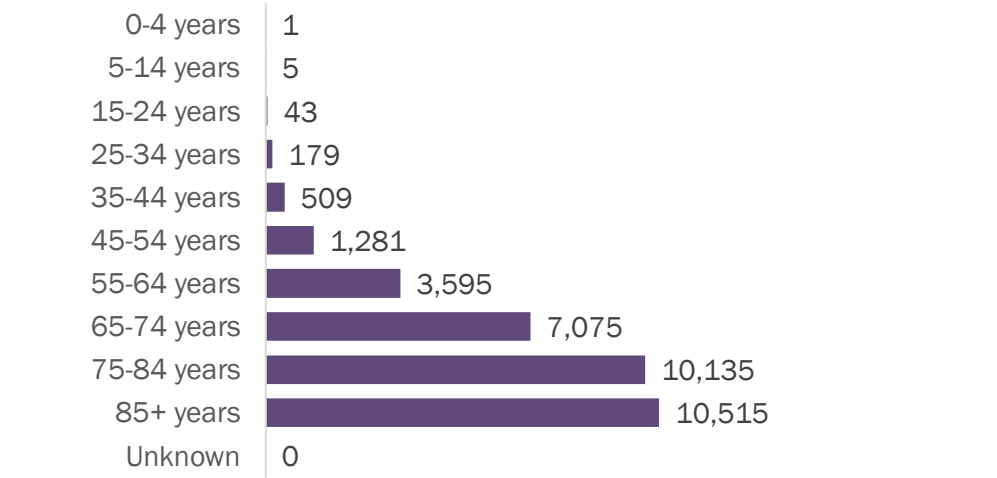
Data in this report are provisional and subject to change.

Demographics for all identified COVID-19 deaths: 33,338

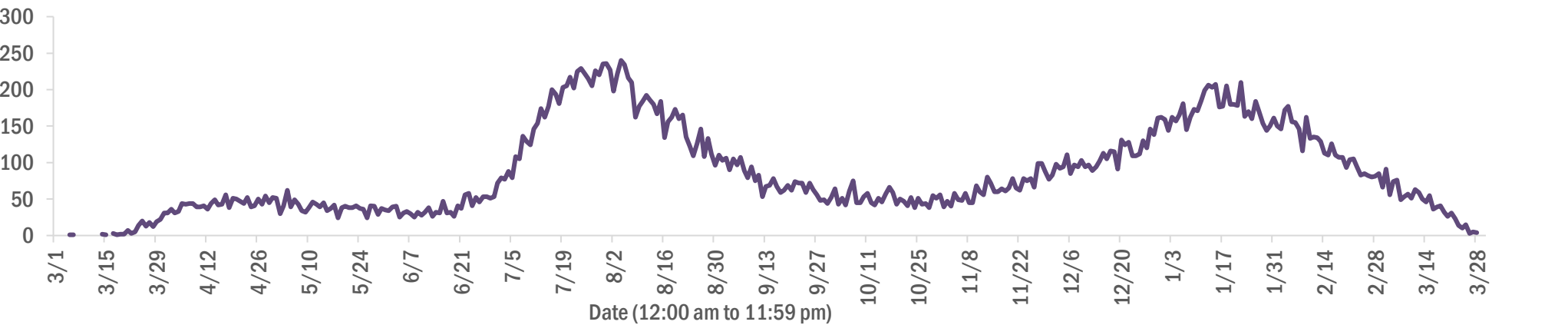
Deaths by date of death for the past 2 weeks



Deaths by age group



Deaths by date of death since March 2020



Age group	Deaths	Cases	Case fatality rate	Mortality rate per 100,000 population
0-4 years	1	40,909	0.0%	0.1
5-14 years	5	127,670	0.0%	0.2
15-24 years	43	311,099	0.0%	1.7
25-34 years	179	350,495	0.1%	6.3
35-44 years	509	312,381	0.2%	19.5
45-54 years	1,281	306,775	0.4%	46.0
55-64 years	3,595	265,554	1.4%	124.3
65-74 years	7,075	164,617	4.3%	291.5
75-84 years	10,135	90,918	11.1%	721.7
85+ years	10,515	42,655	24.7%	1820.7
Unknown	0	1,281	0.0%	
Total	33,338	2,014,354	1.7%	154.3

Gender	Deaths	Cases	Case fatality rate	Mortality rate per 100,000 population
Male	18,709	945,972	2.0%	177.2
Female	14,629	1,053,064	1.4%	132.5
Unknown	0	15,318	0.0%	
Total	33,338	2,014,354	1.7%	154.3

Race	Deaths	Cases	Case fatality rate	Mortality rate per 100,000 population
White	24,489	1,139,694	2.1%	146.7
Black	5,309	265,623	2.0%	145.2
Other	2,590	306,179	0.8%	208.1
Unknown	950	302,858	0.3%	
Total	33,338	2,014,354	1.7%	154.3

Ethnicity	Deaths	Cases	Case fatality rate	Mortality rate per 100,000 population
Hispanic	7,767	646,299	1.2%	136.8
Non-Hispanic	23,389	975,310	2.4%	146.9
Unknown	2,182	392,745	0.6%	
Total	33,338	2,014,354	1.7%	154.3

COVID-19: characteristics of 2,014,354 cases

Data through Mar 29, 2021 verified as of Mar 30, 2021 at 09:25 AM

Data in this report are provisional and subject to change.

Tables below include cases in Florida residents and non-Florida residents.

All 67 Florida counties have cases:

County	FL resident cases		Non-FL resident cases	Total cases	FL resident deaths	FL death rate
Dade	438,943	<div></div> 22%	5,544	444,487	5,845	1.3%
Broward	211,383	<div></div> 10%	2,497	213,880	2,634	1.2%
Palm Beach	128,923	<div></div> 6%	2,312	131,235	2,645	2.1%
Orange	121,564	<div></div> 6%	1,788	123,352	1,185	1.0%
Hillsborough	120,139	<div></div> 6%	1,011	121,150	1,611	1.3%
Duval	90,933	<div></div> 5%	1,507	92,440	1,297	1.4%
Pinellas	70,251	<div></div> 3%	1,754	72,005	1,553	2.2%
Lee	60,372	<div></div> 3%	2,111	62,483	913	1.5%
Polk	60,585	<div></div> 3%	434	61,019	1,247	2.1%
Osceola	38,859	<div></div> 2%	662	39,521	484	1.2%
Volusia	37,425	<div></div> 2%	644	38,069	716	1.9%
Brevard	36,470	<div></div> 2%	646	37,116	807	2.2%
Pasco	35,949	<div></div> 2%	316	36,265	692	1.9%
Escambia	31,208	<div></div> 2%	3,602	34,810	664	2.1%
Manatee	33,904	<div></div> 2%	793	34,697	635	1.9%
Collier	31,217	<div></div> 2%	1,197	32,414	496	1.6%
Leon	29,404	<div></div> 1%	879	30,283	303	1.0%
Seminole	29,726	<div></div> 1%	229	29,955	466	1.6%
Sarasota	27,843	<div></div> 1%	1,405	29,248	785	2.8%
Marion	28,853	<div></div> 1%	143	28,996	918	3.2%
Lake	26,163	<div></div> 1%	441	26,604	601	2.3%
St. Lucie	23,763	<div></div> 1%	174	23,937	584	2.5%
Alachua	23,072	<div></div> 1%	267	23,339	259	1.1%
St. Johns	20,835	<div></div> 1%	292	21,127	202	1.0%
Okaloosa	19,525	<div></div> 1%	209	19,734	351	1.8%
Bay	18,626	<div></div> 1%	742	19,368	374	2.0%
Santa Rosa	17,504	<div></div> 1%	221	17,725	278	1.6%
Clay	17,300	<div></div> 1%	47	17,347	325	1.9%
Hernando	12,256	<div></div> 1%	93	12,349	441	3.6%
Indian River	11,615	<div></div> 1%	100	11,715	280	2.4%
Charlotte	11,318	<div></div> 1%	190	11,508	391	3.5%
Martin	11,127	<div></div> 1%	208	11,335	302	2.7%
Citrus	10,210	<div></div> 1%	88	10,298	428	4.2%
Sumter	8,680	<div></div> 0%	100	8,780	258	3.0%
Nassau	7,536	<div></div> 0%	430	7,966	122	1.6%

County	FL resident cases		Non-FL resident cases	Total cases	FL resident deaths	FL death rate
Columbia	7,798	<div></div> 0%	37	7,835	162	2.1%
Highlands	7,552	<div></div> 0%	87	7,639	320	4.2%
Walton	6,525	<div></div> 0%	778	7,303	83	1.3%
Flagler	6,565	<div></div> 0%	90	6,655	96	1.5%
Monroe	6,053	<div></div> 0%	361	6,414	48	0.8%
Jackson	5,995	<div></div> 0%	64	6,059	154	2.6%
Putnam	6,006	<div></div> 0%	21	6,027	135	2.2%
Gadsden	5,516	<div></div> 0%	16	5,532	90	1.6%
Suwannee	5,185	<div></div> 0%	28	5,213	135	2.6%
Hendry	4,447	<div></div> 0%	17	4,464	77	1.7%
Desoto	4,046	<div></div> 0%	21	4,067	85	2.1%
Okeechobee	3,688	<div></div> 0%	51	3,739	85	2.3%
Unknown	369	<div></div> 0%	3,183	3,552	0	0.0%
Baker	3,340	<div></div> 0%	15	3,355	62	1.9%
Wakulla	3,233	<div></div> 0%	12	3,245	55	1.7%
Levy	3,076	<div></div> 0%	7	3,083	43	1.4%
Bradford	2,906	<div></div> 0%	13	2,919	54	1.9%
Hardee	2,884	<div></div> 0%	14	2,898	38	1.3%
Taylor	2,689	<div></div> 0%	5	2,694	45	1.7%
Washington	2,650	<div></div> 0%	20	2,670	50	1.9%
Holmes	2,180	<div></div> 0%	32	2,212	47	2.2%
Madison	2,005	<div></div> 0%	26	2,031	44	2.2%
Gulf	1,891	<div></div> 0%	23	1,914	42	2.2%
Union	1,772	<div></div> 0%	1	1,773	70	4.0%
Calhoun	1,653	<div></div> 0%	3	1,656	42	2.5%
Lafayette	1,606	<div></div> 0%	0	1,606	25	1.6%
Hamilton	1,569	<div></div> 0%	19	1,588	23	1.5%
Dixie	1,550	<div></div> 0%	3	1,553	22	1.4%
Gilchrist	1,483	<div></div> 0%	4	1,487	38	2.6%
Jefferson	1,405	<div></div> 0%	22	1,427	24	1.7%
Franklin	1,262	<div></div> 0%	33	1,295	17	1.3%
Liberty	1,053	<div></div> 0%	1	1,054	16	1.5%
Glades	921	<div></div> 0%	4	925	19	2.1%
Total	2,014,354		38,087	2,052,441	33,338	1.7%

COVID-19: characteristics of 2,014,354 Florida resident cases

Data through Mar 29, 2021 verified as of Mar 30, 2021 at 09:25 AM

Data in this report are provisional and subject to change.

The table below includes the cities and counties of residence for cases in Florida residents based on the patient's ZIP Code. Note that city is not always received as part of the initial notification and may be missing while the case is being investigated.

City and county	Cases
Miami, Dade	254,131
Orlando, Orange	89,771
Jacksonville, Duval	85,451
Tampa, Hillsborough	69,931
Hialeah, Dade	61,920
Fort Lauderdale, Broward	45,081
Hollywood, Broward	40,330
West Palm Beach, Palm Beach	31,404
Kissimmee, Osceola	29,946
Tallahassee, Leon	28,386
Homestead, Dade	26,912
Naples, Collier	26,376
Pensacola, Escambia	25,961
Saint Petersburg, Pinellas	25,801
Fort Myers, Lee	23,515
Bradenton, Manatee	22,108
Boca Raton, Palm Beach	21,995
Ocala, Marion	21,235
Lakeland, Polk	21,151
Pompano Beach, Broward	20,203
Gainesville, Alachua	18,367
Sarasota, Sarasota	17,244
Port Saint Lucie, St. Lucie	15,783
Lake Worth, Palm Beach	15,620
Cape Coral, Lee	15,313
Miami Beach, Dade	14,128
Miramar, Broward	13,760
Clearwater, Pinellas	13,745
Boynton Beach, Palm Beach	12,549
Coral Springs, Broward	12,298
Doral, Dade	12,212
Panama City, Bay	11,840
Miami Gardens, Dade	11,709
Saint Augustine, St. Johns	11,170
Melbourne, Brevard	10,460
Winter Haven, Polk	10,164
Delray Beach, Palm Beach	9,698
Lehigh Acres, Lee	9,687
Davie, Broward	9,392
Riverview, Hillsborough	9,217
Vero Beach, Indian River	8,940
Palm Bay, Brevard	8,466
Milton, Santa Rosa	8,456
Sunrise, Broward	8,329
New Port Richey, Pasco	8,324
Fort Pierce, St. Lucie	7,821
Coral Gables, Dade	7,743
Saint Cloud, Osceola	7,725
Largo, Pinellas	7,644
Daytona Beach, Volusia	7,546
Apopka, Orange	7,520
Plantation, Broward	7,344
Spring Hill, Hernando	7,301
North Miami Beach, Dade	7,163
Lake City, Columbia	7,091
Orange Park, Clay	7,047
Clermont, Lake	6,989
Davenport, Polk	6,958
Brandon, Hillsborough	6,913

COVID-19: characteristics of 2,014,354 Florida resident cases

Data through Mar 29, 2021 verified as of Mar 30, 2021 at 09:25 AM

Data in this report are provisional and subject to change.

The table below includes the cities and counties of residence for cases in Florida residents based on the patient's ZIP Code. Note that city is not always received as part of the initial notification and may be missing while the case is being investigated.

City and county	Cases
Weston, Broward	6,641
Jupiter, Palm Beach	6,634
Sanford, Seminole	6,634
Deltona, Volusia	6,501
Plant City, Hillsborough	6,494
Deerfield Beach, Broward	6,161
Winter Garden, Orange	6,006
Tamarac, Broward	5,650
Port Charlotte, Charlotte	5,545
Palm Coast, Flagler	5,523
Fort Walton Beach, Okaloosa	5,415
Wesley Chapel, Pasco	5,272
Stuart, Martin	5,247
Coconut Creek, Broward	5,225
Crestview, Okaloosa	5,213
Margate, Broward	5,149
Palm Beach Gardens, Palm Beach	5,133
Land O Lakes, Pasco	5,034
Deland, Volusia	4,993
Winter Park, Orange	4,965
Palm Harbor, Pinellas	4,930
Palmetto, Manatee	4,868
Oviedo, Seminole	4,868
Wellington, Palm Beach	4,858
Miami Lakes, Dade	4,501
Altamonte Springs, Seminole	4,487
Lutz, Hillsborough	4,450
Opa Locka, Dade	4,449
Port Orange, Volusia	4,388
Brooksville, Hernando	4,270
Middleburg, Clay	4,248
Haines City, Polk	4,247
Valrico, Hillsborough	4,243
Venice, Sarasota	4,182
North Port, Sarasota	4,165
Hallandale, Broward	4,134
The Villages, Sumter	4,131
Pembroke Pines, Broward	4,096
Punta Gorda, Charlotte	4,081
Leesburg, Lake	4,057
Ocoee, Orange	4,056
Sebring, Highlands	4,036
Live Oak, Suwannee	4,024
Arcadia, Desoto	3,939
Saint Johns, St. Johns	3,930
Ormond Beach, Volusia	3,845
Seminole, Pinellas	3,845
Zephyrhills, Pasco	3,831
Bonita Springs, Lee	3,825
Okeechobee, Okeechobee	3,676
Navarre, Santa Rosa	3,660
Pinellas Park, Pinellas	3,603
Windermere, Orange	3,547
North Lauderdale, Broward	3,500
Longwood, Seminole	3,496
North Miami, Dade	3,476
Immokalee, Collier	3,439
Ruskin, Hillsborough	3,417
Cocoa, Brevard	3,383

COVID-19: characteristics of 2,014,354 Florida resident cases

Data through Mar 29, 2021 verified as of Mar 30, 2021 at 09:25 AM

Data in this report are provisional and subject to change.

The table below includes the cities and counties of residence for cases in Florida residents based on the patient's ZIP Code. Note that city is not always received as part of the initial notification and may be missing while the case is being investigated.

City and county	Cases
Gulf Breeze, Santa Rosa	3,285
Niceville, Okaloosa	3,252
Cantonment, Escambia	3,134
Casselberry, Seminole	3,068
Lake Worth Beach, Palm Beach	3,055
Key West, Monroe	3,031
Panama City Beach, Bay	3,027
Jacksonville Beach, Duval	3,014
Titusville, Brevard	2,953
Quincy, Gadsden	2,943
Port Richey, Pasco	2,937
Hudson, Pasco	2,913
Crawfordville, Wakulla	2,901
Dade City, Pasco	2,892
Winter Springs, Seminole	2,833
North Fort Myers, Lee	2,831
Bartow, Polk	2,827
Oakland Park, Broward	2,824
Palatka, Putnam	2,782
Cutler Ridge, Dade	2,756
Aventura, Dade	2,745
Lake Mary, Seminole	2,743
Fernandina Beach, Nassau	2,729
Green Cove Springs, Clay	2,704
Kissimmee, Polk	2,684
Auburndale, Polk	2,669
New Smyrna Beach, Volusia	2,667
Merritt Island, Brevard	2,649
Ponte Vedra Beach, St. Johns	2,606
Lake Wales, Polk	2,600
Tarpon Springs, Pinellas	2,543
Perry, Taylor	2,523
Lynn Haven, Bay	2,462
Inverness, Citrus	2,439
Parkland, Broward	2,424
Belle Glade, Palm Beach	2,422
Marianna, Jackson	2,396
Eustis, Lake	2,344
Wimauma, Hillsborough	2,321
Clewiston, Hendry	2,319
Cooper City, Broward	2,310
Fleming Island, Clay	2,298
Loxahatchee, Palm Beach	2,295
Royal Palm Beach, Palm Beach	2,294
Dunedin, Pinellas	2,289
Santa Rosa Beach, Walton	2,271
Estero, Lee	2,267
Holiday, Pasco	2,215
Sarasota, Manatee	2,122
Rockledge, Brevard	2,099
Key Biscayne, Dade	2,098
Parrish, Manatee	2,090
Defuniak Springs, Walton	2,072
Chipley, Washington	2,060
Odessa, Hillsborough	2,027
Palm City, Martin	1,997
Destin, Okaloosa	1,991
Labelle, Hendry	1,987
Mount Dora, Lake	1,986

COVID-19: characteristics of 2,014,354 Florida resident cases

Data through Mar 29, 2021 verified as of Mar 30, 2021 at 09:25 AM

Data in this report are provisional and subject to change.

The table below includes the cities and counties of residence for cases in Florida residents based on the patient's ZIP Code. Note that city is not always received as part of the initial notification and may be missing while the case is being investigated.

City and county	Cases
Riviera Beach, Palm Beach	1,980
Starke, Bradford	1,966
Avon Park, Highlands	1,947
Mulberry, Polk	1,927
Seffner, Hillsborough	1,917
Tavares, Lake	1,890
Summerfield, Marion	1,810
Yulee, Nassau	1,799
Groveland, Lake	1,792
Lithia, Hillsborough	1,774
Pinecrest, Dade	1,765
Maitland, Orange	1,751
Orange City, Volusia	1,722
Wauchula, Hardee	1,685
Sebastian, Indian River	1,643
Macclenny, Baker	1,639
Palmetto Bay, Dade	1,613
Callahan, Nassau	1,602
Lady Lake, Lake	1,601
Missing, Dade	1,578
Mayo, Lafayette	1,577
Ponte Vedra, St. Johns	1,566
Carol City, Dade	1,566
Homosassa, Citrus	1,561
Bonifay, Holmes	1,559
Coconut Grove, Dade	1,555
Crystal River, Citrus	1,541
Dania, Broward	1,538
Crossings, Dade	1,483
Lake Placid, Highlands	1,439
Gibsonton, Hillsborough	1,433
Pace, Santa Rosa	1,425
Oldsmar, Pinellas	1,411
Hobe Sound, Martin	1,410
Florida City, Dade	1,400
Edgewater, Volusia	1,391
Dover, Hillsborough	1,386
Sun City Center, Hillsborough	1,385
Apollo Beach, Hillsborough	1,383
Lake Butler, Union	1,373
Atlantic Beach, Duval	1,347
Debary, Volusia	1,335
Madison, Madison	1,329
Dunnellon, Marion	1,324
Palm Springs, Palm Beach	1,318
Biscayne Park, Dade	1,297
Monticello, Jefferson	1,285
Alachua, Alachua	1,270
Belleview, Marion	1,264
Indiantown, Martin	1,243
North Palm Beach, Palm Beach	1,237
Graceville, Jackson	1,230
Lantana, Palm Beach	1,212
Century, Escambia	1,172
South Miami, Dade	1,170
Safety Harbor, Pinellas	1,141
Newberry, Alachua	1,140
Lecanto, Citrus	1,134
Williston, Levy	1,117

COVID-19: characteristics of 2,014,354 Florida resident cases

Data through Mar 29, 2021 verified as of Mar 30, 2021 at 09:25 AM

Data in this report are provisional and subject to change.

The table below includes the cities and counties of residence for cases in Florida residents based on the patient's ZIP Code. Note that city is not always received as part of the initial notification and may be missing while the case is being investigated.

City and county	Cases
Ellenton, Manatee	1,116
Jensen Beach, Martin	1,107
El Portal, Dade	1,086
Havana, Gadsden	1,086
Beverly Hills, Citrus	1,077
Satellite Beach, Brevard	1,072
Lauderhill, Broward	1,069
Hilliard, Nassau	1,059
Freeport, Walton	1,051
Blountstown, Calhoun	1,041
Jasper, Hamilton	1,026
Wilton Manors, Broward	1,014
Wildwood, Sumter	1,012
Trenton, Gilchrist	1,011
Englewood, Charlotte	995
Nokomis, Sarasota	975
Wewahitchka, Gulf	970
Key Largo, Monroe	968
Keystone Heights, Clay	950
Hernando, Citrus	950
Sanderson, Baker	946
Frostproof, Polk	944
Bushnell, Sumter	940
Mary Esther, Okaloosa	928
Fellsmere, Indian River	924
Polk City, Polk	912
Lauderdale Lakes, Broward	908
Everglades National Park, Dade	905
Medley, Dade	904
Dunnellon, Citrus	904
Fisher Island, Dade	892
Port Saint Joe, Gulf	890
Shalimar, Okaloosa	885
Moore Haven, Glades	862
Coleman, Sumter	841
Marco Island, Collier	826
Cross City, Dixie	817
Bristol, Liberty	815
Cocoa Beach, Brevard	813
Pahokee, Palm Beach	810
South Bay, Palm Beach	808
Chiefland, Levy	796
Minneola, Lake	784
Fort Meade, Polk	780
Trinity, Pasco	777
Sorrento, Lake	774
High Springs, Alachua	772
Spring Hill, Pasco	757
Indialantic, Brevard	756
Glen Saint Mary, Baker	750
Englewood, Sarasota	743
Fruitland Park, Lake	743
Thonotosassa, Hillsborough	741
Chattahoochee, Gadsden	727
Marathon, Monroe	716
Southwest Ranches, Broward	715
Crescent City, Putnam	710
Miramar Beach, Walton	706
Olympia Heights, Dade	704

COVID-19: characteristics of 2,014,354 Florida resident cases

Data through Mar 29, 2021 verified as of Mar 30, 2021 at 09:25 AM

Data in this report are provisional and subject to change.

The table below includes the cities and counties of residence for cases in Florida residents based on the patient's ZIP Code. Note that city is not always received as part of the initial notification and may be missing while the case is being investigated.

City and county	Cases
Uleta, Dade	701
Interlachen, Putnam	699
Umatilla, Lake	692
Fort Myers Beach, Lee	687
Coral, Dade	679
Bowling Green, Hardee	674
Old Town, Dixie	674
Lawtey, Bradford	667
Jacksonville, St. Johns	661
West Melbourne, Brevard	658
Lake Alfred, Polk	658
Fort White, Columbia	645
Neptune Beach, Duval	635
Silver Springs, Marion	621
Weeki Wachee, Hernando	616
South Daytona, Volusia	598
Baker, Okaloosa	592
Belle Isle, Orange	583
Surfside, Dade	583
Palm Beach, Palm Beach	581
Clearwater Beach, Pinellas	574
Bronson, Levy	571
Gulfport, Pinellas	564
Bunnell, Flagler	561
Sneads, Jackson	554
Jay, Santa Rosa	544
Carrabelle, Franklin	524
Mascotte, Lake	521
Rotunda West, Charlotte	515
Hawthorne, Alachua	505
Oxford, Sumter	503
Oakland, Orange	493
Sweetwater, Dade	492
Molino, Escambia	484
Cottdale, Jackson	484
Citra, Marion	482
Myakka City, Manatee	480
Mims, Brevard	475
Florida State University, Leon	475
Ocklawaha, Marion	473
Tavernier, Monroe	473
Cape Canaveral, Brevard	472
Midway, Gadsden	470
Zolfo Springs, Hardee	469
Youngstown, Bay	466
Melbourne Beach, Brevard	461
Indian Harbour Beach, Brevard	460
East Palatka, Putnam	458
Flagler Beach, Flagler	451
Alva, Lee	451
Bal Harbour, Dade	451
Dundee, Polk	443
Celebration, Osceola	439
Altha, Calhoun	438
Bell, Gilchrist	432
Branford, Suwannee	429
Apalachicola, Franklin	417
Webster, Sumter	409
Haverhill, Palm Beach	393

COVID-19: characteristics of 2,014,354 Florida resident cases

Data through Mar 29, 2021 verified as of Mar 30, 2021 at 09:25 AM

Data in this report are provisional and subject to change.

The table below includes the cities and counties of residence for cases in Florida residents based on the patient's ZIP Code. Note that city is not always received as part of the initial notification and may be missing while the case is being investigated.

City and county	Cases
Centerville, Leon	393
De Leon Springs, Volusia	388
Archer, Alachua	386
Eagle Lake, Polk	384
Missing, Volusia	380
Osprey, Sarasota	378
Hastings, St. Johns	366
Raiford, Union	366
Tequesta, Palm Beach	364
West Miami, Dade	364
Floral City, Citrus	363
Grand Ridge, Jackson	362
Holly Hill, Volusia	353
Ave Maria, Collier	348
Lake Park, Palm Beach	347
Chuluota, Seminole	345
Pierson, Volusia	343
Grand Island, Lake	339
Greenville, Madison	332
Montverde, Lake	324
Vernon, Washington	324
Missing, Orange	322
Malone, Jackson	316
Gotha, Orange	314
Jennings, Hamilton	313
Indian Rocks Beach, Pinellas	313
Satsuma, Putnam	313
Sebastian, Brevard	310
Kenneth City, Pinellas	304
Eastpoint, Franklin	302
Reddick, Marion	301
Laurel Hill, Okaloosa	301
Bryceville, Nassau	301
Alafaya, Orange	300
Elkton, St. Johns	299
Fort McCoy, Marion	298
Malabar, Brevard	298
Melrose, Putnam	296
Westville, Holmes	295
Valparaiso, Okaloosa	289
Lake Panasoffkee, Sumter	289
Lehigh, Lee	285
Winter Park, Seminole	284
Greenwood, Jackson	278
O Brien, Suwannee	277
Belleair, Pinellas	276
Anthony, Marion	275
San Antonio, Pasco	274
Geneva, Seminole	272
Ponce De Leon, Holmes	270
Greenacres, Palm Beach	265
Hallandale Beach, Broward	265
Morriston, Levy	260
South Pasadena, Pinellas	248
Inlet Beach, Walton	245
Sanibel, Lee	243
Fern Park, Seminole	240
Eglin Air Force Base, Okaloosa	239
Fountain, Bay	238

COVID-19: characteristics of 2,014,354 Florida resident cases

Data through Mar 29, 2021 verified as of Mar 30, 2021 at 09:25 AM

Data in this report are provisional and subject to change.

The table below includes the cities and counties of residence for cases in Florida residents based on the patient's ZIP Code. Note that city is not always received as part of the initial notification and may be missing while the case is being investigated.

City and county	Cases
Kindred, Osceola	237
Lee, Madison	236
Edgewood, Orange	234
University Of Central Fl, Orange	232
Southport, Bay	230
White Springs, Hamilton	228
Longboat Key, Manatee	226
Weirsdale, Marion	226
Hosford, Liberty	223
Saint James City, Lee	222
Gretna, Gadsden	221
Islamorada, Monroe	221
Wellborn, Suwannee	214
Mcdavid, Escambia	209
Holt, Okaloosa	209
Astatula, Lake	209
Lakewood Ranch, Manatee	208
Poinciana, Polk	200
Holmes Beach, Manatee	200
Bay Harbor Islands, Dade	199
Howey-In-The-Hills, Lake	197
Juno Beach, Palm Beach	196
Madeira Beach, Pinellas	195
Micanopy, Alachua	192
Atlantis, Palm Beach	191
Babson Park, Polk	191
Mcalpin, Suwannee	189
Altoona, Lake	189
Alford, Jackson	187
Sopchoppy, Wakulla	187
Azalea Park, Orange	187
Zellwood, Orange	183
The Villages, Marion	182
Lake Helen, Volusia	182
Lauderdale By The Sea, Broward	179
The Villages, Lake	177
Odessa, Pasco	173
Center Hill, Sumter	172
Viera, Brevard	170
Cutler Bay, Dade	168
Mangonia Park, Palm Beach	168
Osteen, Volusia	166
University Of Miami, Dade	164
Summerland Key, Monroe	162
Golden Beach, Dade	161
Caryville, Washington	161
Pomona Park, Putnam	158
Bokeelia, Lee	157
University Of Fl, Alachua	153
Oak Hill, Volusia	153
Lockhart, Orange	152
Hypoluxo, Palm Beach	152
Rocky Point, Hillsborough	151
Grant-Valkaria, Brevard	150
Ponce Inlet, Volusia	149
Lutz, Pasco	149
Bay Lake, Orange	148
Citrus Springs, Citrus	146
Sumterville, Sumter	146

COVID-19: characteristics of 2,014,354 Florida resident cases

Data through Mar 29, 2021 verified as of Mar 30, 2021 at 09:25 AM

Data in this report are provisional and subject to change.

The table below includes the cities and counties of residence for cases in Florida residents based on the patient's ZIP Code. Note that city is not always received as part of the initial notification and may be missing while the case is being investigated.

City and county	Cases
Hiawassee, Orange	142
Hollister, Putnam	141
Big Pine Key, Monroe	139
Carrollwood, Hillsborough	137
Clair-Mel City, Hillsborough	137
Missing, Lee	136
Lady Lake, Sumter	135
Paisley, Lake	132
Inglis, Levy	129
San Mateo, Putnam	129
Cloud Lake, Palm Beach	128
Baldwin, Duval	128
Christmas, Orange	127
Hampton, Bradford	126
Apopka, Seminole	125
Steinhatchee, Taylor	124
Kendall, Dade	124
West Park, Broward	122
Lake Hamilton, Polk	121
Matlacha, Lee	121
Clarksville, Calhoun	121
University Of Central Florida, Orange	118
Belleair Beach, Pinellas	116
Buena Ventura Lakes, Osceola	115
Placida, Charlotte	114
Tierra Verde, Pinellas	113
Lighthouse Point, Broward	109
Callaway, Bay	109
Missing, St. Johns	107
Panacea, Wakulla	106
Temple Terrace, Hillsborough	106
Barry University, Dade	105
Saint Leo, Pasco	105
Dania Beach, Broward	104
Seville, Volusia	104
Astor, Lake	103
Harmony, Osceola	102
Hurlburt Field, Okaloosa	102
Lamont, Jefferson	102
Dinsmore, Duval	102
Brooker, Bradford	101
Cedar Key, Levy	101
Missing, Pinellas	99
South Fort Myers, Lee	98
Canal Point, Palm Beach	98
Bradenton Beach, Manatee	97
City Of Sunrise, Broward	96
Barefoot Bay, Brevard	96
Florida Gulf Coast Univ, Lee	95
Tyndall Air Force Base, Bay	95
Fruit Cove, St. Johns	95
Bascom, Jackson	95
Waldo, Alachua	95
Missing, Sumter	94
Florahome, Putnam	94
University Of South Florida, Hillsborough	93
Sunny Isles Beach, Dade	91
Pinetta, Madison	89
Maitland, Seminole	88

COVID-19: characteristics of 2,014,354 Florida resident cases

Data through Mar 29, 2021 verified as of Mar 30, 2021 at 09:25 AM

Data in this report are provisional and subject to change.

The table below includes the cities and counties of residence for cases in Florida residents based on the patient's ZIP Code. Note that city is not always received as part of the initial notification and may be missing while the case is being investigated.

City and county	Cases
Kathleen, Polk	87
Crystal Beach, Pinellas	87
Lorida, Highlands	83
Missing, Marion	83
Fort Denaud, Hendry	80
F M, Lee	80
Ocean Ridge, Palm Beach	79
Yalaha, Lake	78
Missing, St. Lucie	77
Patrick Air Force Base, Brevard	75
Welaka, Putnam	75
Princeton, Dade	75
Eatonville, Orange	75
Palma Ceia, Hillsborough	74
Saint Pete Beach, Pinellas	74
Avon Park, Polk	73
Boca Grande, Lee	73
Campbellton, Jackson	72
Missing, Lake	71
Air Mail Facility, Dade	69
North Venice, Sarasota	69
Ochopee, Collier	69
Cudjoe Key, Monroe	66
Greensboro, Gadsden	66
Anna Maria, Manatee	65
Stock Island, Monroe	64
Missing, Duval	62
Reunion, Osceola	62
Mexico Beach, Bay	60
Missing, Pasco	60
Georgetown, Putnam	59
Destin, Walton	59
Missing, Palm Beach	59
Bonita Beach, Lee	59
Micco, Brevard	58
North Redington Beach, Pinellas	58
Orlando, Seminole	58
Miami Springs, Dade	58
Felda, Hendry	58
Treasure Island, Pinellas	58
Northdale, Hillsborough	58
Bellview, Escambia	57
Missing, Santa Rosa	54
Miami, Unknown	54
Miromar Lakes, Lee	54
Lake Suzy, Desoto	53
Walnut Hill, Escambia	53
Ona, Hardee	53
Duette, Manatee	53
Okahumpka, Lake	52
Singer Island, Palm Beach	52
Orlando, Dade	52
Heathrow, Seminole	52
Enterprise, Volusia	51
University Of Tampa, Hillsborough	50
Town N Country, Hillsborough	50
Palm Beach Shores, Palm Beach	49
Aloma, Orange	49
Salt Springs, Marion	49

COVID-19: characteristics of 2,014,354 Florida resident cases

Data through Mar 29, 2021 verified as of Mar 30, 2021 at 09:25 AM

Data in this report are provisional and subject to change.

The table below includes the cities and counties of residence for cases in Florida residents based on the patient's ZIP Code. Note that city is not always received as part of the initial notification and may be missing while the case is being investigated.

City and county	Cases
Terra Ceia, Manatee	48
Intercession City, Osceola	48
Cinco Bayou, Okaloosa	47
Highland City, Polk	45
Sewalls Point, Martin	45
Florida International Univ, Dade	45
Florence Villa, Polk	45
Green Acres, Palm Beach	45
Waverly, Polk	44
Orlando, Osceola	44
Kenansville, Osceola	43
Eaton Park, Polk	43
Naranja, Dade	43
Gulf Breeze, Escambia	43
Manalapan, Palm Beach	43
Ebro, Washington	42
Lacoochee, Pasco	42
Key Colony Beach, Monroe	42
Village Of Wellington, Palm Beach	42
Bayonet Point, Pasco	41
Saint Johns, Duval	40
Village Wellington, Palm Beach	40
Cortez, Manatee	40
Missing, Broward	39
Stetson University, Volusia	38
Orlando, Broward	38
Orlando, Volusia	37
Ponte Vedra, Duval	37
Florida A And M University, Leon	37
Missing, Hillsborough	36
Tice, Lee	36
Hialeah Gardens, Dade	36
Miami Shores, Dade	35
North Bay Village, Dade	35
Highland Beach, Palm Beach	35
Lakeshore, Polk	35
Orlando, Polk	35
Miami, Broward	35
Pasadena, Pinellas	35
Flemington, Marion	34
Bay Pines, Pinellas	34
Homeland, Polk	33
Palm Shores, Brevard	33
Siesta Key, Sarasota	33
Dowling Park, Suwannee	33
Missing, Seminole	33
Lulu, Columbia	33
Bonaventure, Broward	33
Univ Of FI Student Dorms, Alachua	32
Venus, Highlands	32
Wekiva Springs, Seminole	32
Bagdad, Santa Rosa	32
Hallandle Beach, Broward	32
Davenport, Osceola	32
Westlake, Palm Beach	31
Lealman, Pinellas	31
Bayshore Gardens, Manatee	31
Eloise, Polk	31
Nocatee, Desoto	30

COVID-19: characteristics of 2,014,354 Florida resident cases

Data through Mar 29, 2021 verified as of Mar 30, 2021 at 09:25 AM

Data in this report are provisional and subject to change.

The table below includes the cities and counties of residence for cases in Florida residents based on the patient's ZIP Code. Note that city is not always received as part of the initial notification and may be missing while the case is being investigated.

City and county	Cases
Poinciana, Osceola	30
Mcintosh, Marion	30
Penney Farms, Clay	30
Jupiter, Martin	30
Kinard, Calhoun	30
Alturas, Polk	29
Bonita Springs, Collier	29
Sugarloaf Key, Monroe	29
South Palm Beach, Palm Beach	29
Orlando, Hillsborough	28
Saint Marks, Wakulla	28
Horseshoe Beach, Dixie	28
Chokoloskee, Collier	28
Pensacola Beach, Santa Rosa	28
Little Torch Key, Monroe	28
Ridge Manor, Pasco	28
Pine Hills, Orange	27
City Of Westlake, Palm Beach	27
Caryville, Holmes	27
Florida State, Leon	27
Homosassa Springs, Citrus	27
Indian Lake Estates, Polk	26
Fort Lauderdale, Dade	26
Palmdale, Glades	26
Long Key, Monroe	26
Bradley, Polk	26
Pembroke Park, Broward	25
Tangerine, Orange	25
South Miami Heights, Dade	25
Missing, Monroe	25
New Smyrna, Volusia	25
Earleton, Alachua	25
Orange Lake, Marion	24
Santa Fe, Alachua	24
Westchase, Hillsborough	24
Missing, Escambia	24
Missing, Manatee	24
Sydney, Hillsborough	24
Labelle, Glades	24
Hawthorne, Putnam	24
Archer, Levy	23
Paxton, Walton	23
Yankeetown, Levy	23
Goulds, Dade	23
Balm, Hillsborough	23
Pine Castle, Orange	23
Missing, Citrus	22
Tioga, Alachua	22
Wausau, Washington	22
Loughman, Polk	22
Missing, Brevard	22
Florida Dept Of Corrections, Union	22
Bostwick, Putnam	22
Sparr, Marion	22
Citrus Ridge, Indian River	22
Missing, Indian River	22
Kissimmee, Orange	22
La Crosse, Alachua	22
Laud-By-The-Sea, Broward	21

COVID-19: characteristics of 2,014,354 Florida resident cases

Data through Mar 29, 2021 verified as of Mar 30, 2021 at 09:25 AM

Data in this report are provisional and subject to change.

The table below includes the cities and counties of residence for cases in Florida residents based on the patient's ZIP Code. Note that city is not always received as part of the initial notification and may be missing while the case is being investigated.

City and county	Cases
Missing, Okaloosa	21
Crystal Springs, Pasco	21
Everglades City, Collier	21
Bonifay, Washington	21
Plymouth, Orange	21
Florida International University, Dade	21
Perdido Key, Escambia	21
Wabasso, Indian River	21
Branford, Lafayette	20
Mexico Beach, Gulf	20
Union Park, Orange	20
Indian River Shores, Indian River	20
Sun City, Hillsborough	20
Fort Ogden, Desoto	20
Redington Shores, Pinellas	20
Mango, Hillsborough	20
Candler, Marion	19
Parker, Bay	19
Ramrod Key, Monroe	19
Lowell, Marion	19
Champions Gate, Polk	19
Wildlight, Nassau	19
Orlando, Palm Beach	19
Babcock Ranch, Lee	19
High Springs, Gilchrist	19
Maxville, Duval	18
Boca Raton, Broward	18
Nalcrest, Polk	18
Gulf Stream, Palm Beach	18
Goodland, Collier	18
Jensen Beach, St. Lucie	18
Trenton, Levy	18
Hollywood, Dade	18
Graceville, Holmes	17
Lake Buena Vista, Orange	17
Missing, Collier	17
Trilby, Pasco	17
Webster, Hernando	17
Nichols, Polk	17
Suwannee, Dixie	16
Missing, Martin	16
Gulf Hammock, Levy	16
Hernando Beach, Hernando	16
Tallevast, Manatee	16
Shady Hills, Pasco	16
Wewahitchka, Calhoun	16
Daytona Beach Shores, Volusia	16
Otter Creek, Levy	16
Woodville, Leon	16
Forest City, Orange	16
Johns Pass Village, Pinellas	16
Jacksonville, Unknown	16
Buckingham, Lee	16
West Panama City Beach, Bay	16
Golden Oak, Orange	15
Lake Monroe, Seminole	15
Belleair Bluffs, Pinellas	15
Brooksville, Pasco	15
Eau Gallie, Brevard	15

COVID-19: characteristics of 2,014,354 Florida resident cases

Data through Mar 29, 2021 verified as of Mar 30, 2021 at 09:25 AM

Data in this report are provisional and subject to change.

The table below includes the cities and counties of residence for cases in Florida residents based on the patient's ZIP Code. Note that city is not always received as part of the initial notification and may be missing while the case is being investigated.

City and county	Cases
Lake City, Suwannee	15
Orlando, Pinellas	15
Winter Garden, Lake	15
Lakewood Ranch, Sarasota	15
Hutchinson Island, St. Lucie	15
Florida State Univ Admin, Leon	15
White Springs, Columbia	15
Missing, Bay	15
Mount Dora, Orange	14
Laurel Hill, Walton	14
Village Of Palmetto Bay, Dade	14
Wahneta, Polk	14
Hillsboro Beach, Broward	14
Graham, Bradford	14
Braden River, Manatee	14
Copeland, Collier	14
Murdock, Charlotte	14
Saint Lucie West, St. Lucie	14
Orlando, Lake	13
Choctaw Beach, Okaloosa	13
Watersound, Walton	13
Long Boat Key, Manatee	13
Orlando, Brevard	13
Saint George Island, Franklin	13
Wekiwa Springs, Seminole	13
Fort Charlotte, Charlotte	13
Hialeah, Unknown	13
Kingsley Lake, Bradford	13
Indian Creek Village, Dade	13
Gonzalez, Escambia	13
Steinhatchee, Dixie	13
Roseland, Indian River	13
Durant, Hillsborough	12
Holder, Citrus	12
Missing, Putnam	12
Mount Plymouth, Lake	12
Los Angeles, Dade	12
Rosemary Beach, Walton	12
Pensacola Beach, Escambia	12
Deer Island, Lake	12
Alys Beach, Bay	12
Unknown, Dade	12
Orlando, Unknown	12
Captiva, Lee	11
Deerfield Beach, Palm Beach	11
Miami Gardens, Broward	11
East Lake, Marion	11
Ozona, Pinellas	11
Umatilla, Marion	11
Naples, Lee	11
Babcock Ranch, Charlotte	11
Missing, Unknown	11
Greenville, Taylor	11
Citrus Hills, Citrus	11
Leisure City, Dade	11
Orlando, Leon	11
Orlando, Duval	10
Perrine, Dade	10
Dade City, Hernando	10

COVID-19: characteristics of 2,014,354 Florida resident cases

Data through Mar 29, 2021 verified as of Mar 30, 2021 at 09:25 AM

Data in this report are provisional and subject to change.

The table below includes the cities and counties of residence for cases in Florida residents based on the patient's ZIP Code. Note that city is not always received as part of the initial notification and may be missing while the case is being investigated.

City and county	Cases
Briny Breezes, Palm Beach	10
Passport, Unknown	10
Seacrest, Walton	10
Missing, Nassau	10
Cypress, Jackson	10
Forest City, Seminole	10
Haines Creek, Lake	10
Gibsonia, Polk	10
Redington Beach, Pinellas	10
Telogia, Liberty	10
Missing, Taylor	10
Lake Como, Putnam	10
Missing, Polk	10
University Park, Manatee	10
Grandin, Putnam	10
Beverly Beach, Flagler	9
Saint Augustine Beach, St. Johns	9
Putnam Hall, Putnam	9
Ferndale, Lake	9
Scottsmoor, Brevard	9
Sea Ranch Lakes, Broward	9
Palma Sola, Manatee	9
Innovation, Pasco	9
Cottondale, Washington	9
Barberville, Volusia	9
Lamont, Madison	9
Lloyd, Jefferson	9
Rubonia, Manatee	9
Virginia Gardens, Dade	9
Elfers, Pasco	9
Fanning Springs, Gilchrist	9
Day, Lafayette	9
Grant Valkaria, Brevard	9
Nobleton, Hernando	9
Saint Augustine, Duval	9
West Delray Beach, Palm Beach	9
Basinger, Okeechobee	8
Evinston, Alachua	8
Salem, Taylor	8
Orange Springs, Marion	8
Ybor City, Hillsborough	8
Jerome, Collier	8
Ponce De Leon, Walton	8
Goldenrod, Seminole	8
Fort Walton Beach, Unknown	8
Cross Creek, Alachua	8
Fairfield, Marion	8
Indian Shores, Pinellas	8
Palm City, St. Lucie	8
Seybold, Dade	8
Holt, Santa Rosa	8
White City, Gulf	8
Worthington Springs, Union	8
Pine Ridge, Citrus	8
Switzerland, St. Johns	7
Maitland, Volusia	7
Aripeka, Pasco	7
Valkaria, Brevard	7
Quail Heights, Dade	7

COVID-19: characteristics of 2,014,354 Florida resident cases

Data through Mar 29, 2021 verified as of Mar 30, 2021 at 09:25 AM

Data in this report are provisional and subject to change.

The table below includes the cities and counties of residence for cases in Florida residents based on the patient's ZIP Code. Note that city is not always received as part of the initial notification and may be missing while the case is being investigated.

City and county	Cases
River Ranch, Polk	7
Niceville, Walton	7
Orlando, Alachua	7
Okeechobee, Glades	7
Fort Lauderdale, Unknown	7
Missing, Clay	7
Keystone Heights, Bradford	7
Orlando, Pasco	7
Longboat Key, Sarasota	7
Fernandina, Nassau	7
Missing, Flagler	7
Orange Park, Duval	7
Port Saint John, Brevard	7
Mayport Naval Station, Duval	6
Lake Butler, Bradford	6
Anastasia Island, St. Johns	6
East Rockland Key, Monroe	6
Bradenton, Sarasota	6
Maitland, Osceola	6
Inglis, Citrus	6
Weirsdale, Lake	6
Morriston, Marion	6
Duck Key, Monroe	6
Newberry, Gilchrist	6
Miccosukee, Leon	6
Glenwood, Volusia	6
Orchid, Indian River	6
Pensacola, Unknown	6
Missing, Walton	6
Missing, Sarasota	6
Labelle, Lee	6
Ridge Manor Estates, Sumter	6
Maitland, Hillsborough	6
Winter Park, Polk	6
Winderemere, Orange	6
Hialeah, Broward	6
Grove City, Charlotte	6
Coco River, Collier	6
Eglin, Okaloosa	6
Punta Gorda, Lee	6
Deland, Lake	6
Orlando, Flagler	6
Orlando, Marion	6
Sunny Hills, Washington	6
Shady Grove, Taylor	5
Missing, Leon	5
Milton, Escambia	5
Inlet Beach, Bay	5
Mayport, Duval	5
Pass, Unknown	5
Stuart, St. Lucie	5
Miami, Palm Beach	5
Bruce, Holmes	5
Ebro, Bay	5
Lake Worth, Broward	5
Westchester, Dade	5
Mid Florida, Seminole	5
Ocean Breeze, Martin	5
Port Salerno, Martin	5

COVID-19: characteristics of 2,014,354 Florida resident cases

Data through Mar 29, 2021 verified as of Mar 30, 2021 at 09:25 AM

Data in this report are provisional and subject to change.

The table below includes the cities and counties of residence for cases in Florida residents based on the patient's ZIP Code. Note that city is not always received as part of the initial notification and may be missing while the case is being investigated.

City and county	Cases
Missing, Highlands	5
Missing, Columbia	5
Clarcona, Orange	5
Okeechobee, Osceola	5
PsI, Unknown	5
Pompano Beach, Unknown	5
San Carlos Park, Lee	5
University Of Central Fl, Hillsborough	5
Bayou George, Bay	5
Boynton Beach, Broward	5
Missing, Osceola	5
Miramar, Dade	5
Miami Gardens, Unknown	5
Kissimmee, Unknown	5
Fort Lauderdale, Palm Beach	5
Jacksonville Naval Air Station, Duval	5
Wakulla Springs, Wakulla	5
Ocoee, Lake	5
Okeechobee, Martin	5
N/A, Unknown	5
Pompano Beach, Palm Beach	5
Oneco, Manatee	5
Orlando, Manatee	5
Alys Beach, Walton	5
Missing, Alachua	5
Miami Beach, Unknown	5
Point Washington, Walton	5
University Of Central Fl, Martin	5
Williston, Marion	5
Sandestin, Walton	4
Seacrest, Bay	4
Pompano Beach, Dade	4
Naples, Unknown	4
High Springs, Columbia	4
Hinsdale, Manatee	4
Jonesville, Alachua	4
Bella Collina, Lake	4
Delray Beach, Broward	4
El Jobean, Charlotte	4
International Service Center, Dade	4
Island Grove, Alachua	4
Hollywood, Unknown	4
Indian Rock Beach, Pinellas	4
Bowling Green, Polk	4
Cypress Gardens, Polk	4
Branford, Gilchrist	4
Cape Haze, Charlotte	4
Clewiston, Palm Beach	4
Conch Key, Monroe	4
Lazy Lake, Broward	4
Lamont, Taylor	4
Wacissa, Jefferson	4
Sugarloaf, Monroe	4
Glen Ridge, Palm Beach	4
Coconut Creek, Palm Beach	4
Pensacola, Santa Rosa	4
Margate, Unknown	4
Melrose, Bradford	4
Los Angeles, Broward	4

COVID-19: characteristics of 2,014,354 Florida resident cases

Data through Mar 29, 2021 verified as of Mar 30, 2021 at 09:25 AM

Data in this report are provisional and subject to change.

The table below includes the cities and counties of residence for cases in Florida residents based on the patient's ZIP Code. Note that city is not always received as part of the initial notification and may be missing while the case is being investigated.

City and county	Cases
Highland Park, Polk	4
Jacksonville, Dade	4
Live Oak, Madison	4
Loxahatchee Groves, Palm Beach	4
West Bradenton, Manatee	4
Port Charlotte, Unknown	4
Greenville, Jefferson	4
Missing, Hernando	4
Marina Del Rey, Dade	4
Oklawaha, Marion	4
Miami Shores, Broward	3
Pineland, Lee	3
Tampa Palms, Hillsborough	3
Tampa, Pinellas	3
Winter Garden, Seminole	3
Tarpon Springs, Pasco	3
Jacksonville, Clay	3
Ludlam, Dade	3
Laurel, Sarasota	3
Bronx, Seminole	3
Clermont, Orange	3
Palm Coast, Volusia	3
Port Saint Lucie, Martin	3
Saint Augusaintine Beach, St. Johns	3
Saint Petersburg, Hillsborough	3
West Palm Beach, Broward	3
Village Of Golf, Palm Beach	3
Wildwood, Marion	3
Loxahatchee, Broward	3
Miami, Orange	3
Missing, Jackson	3
Lynbrook, Broward	3
Lake Geneva, Clay	3
Lake City, Duval	3
Lakeland, Hillsborough	3
Immokalee, Lee	3
Hallandale Beach, Unknown	3
Fort Myers, Unknown	3
Bradington, Manatee	3
Blountstown, Liberty	3
Inverness, Polk	3
Pass, Dade	3
Vero Beach, Brevard	3
Orem, Palm Beach	3
Pp, Dade	3
Pp, Unknown	3
Woodside, Broward	3
Brewton, Escambia	3
Apopka, Broward	3
Maitland, Polk	3
Lake Harbor, Palm Beach	3
Lanark Village, Franklin	3
Westville, Walton	3
Orlo Vista, Orange	3
Milligan, Okaloosa	3
Land O Lakes, Hillsborough	3
Lady Lake, Marion	3
Jacksonville , Duval	3
Fisher Island, Unknown	3

COVID-19: characteristics of 2,014,354 Florida resident cases

Data through Mar 29, 2021 verified as of Mar 30, 2021 at 09:25 AM

Data in this report are provisional and subject to change.

The table below includes the cities and counties of residence for cases in Florida residents based on the patient's ZIP Code. Note that city is not always received as part of the initial notification and may be missing while the case is being investigated.

City and county	Cases
Homeless, Hillsborough	3
Bay Harbor Islands, Unknown	3
Ft Pierce, St. Lucie	3
Chicago, Lee	3
Coraopolis, Citrus	3
Champions Gate, Osceola	3
Bristol, Calhoun	3
Jacksonville, Alachua	3
Sorrento, Orange	3
Stuart, Palm Beach	3
North Fort Myers, Charlotte	3
Crestview, Walton	3
Cross Key, Monroe	3
Cape San Blas, Gulf	3
Apopka, Lake	3
Green Cove Springs, Duval	3
Fernandina Beach, Duval	3
Fpo, Duval	3
Plantation Key, Monroe	3
Samoset, Manatee	3
San Fernando, Unknown	3
Mayport Naval Housing, Duval	3
Monticello, Madison	3
Vernon, Bay	3
Bonnie, Dade	3
Alford, Washington	3
Altamonte Springs, Orange	3
Julington Creek, St. Johns	3
Jupiter Island, Martin	3
Miramar, Unknown	3
Marco Island, Lee	3
Pembroke Pines, Unknown	3
Ocean Reef Club, Monroe	3
Winter Park, Volusia	3
Vero Beach, St. Lucie	3
Venice, Dade	2
West Palm Beach, Unknown	2
Winter Springs, Orange	2
Windermere, Hillsborough	2
Okeechobee, Highlands	2
Orlando, Escambia	2
Pompano Beach, Osceola	2
Port Charlotte, Lee	2
Port St. Lucie, St. Lucie	2
Sand Lake, Orange	2
University Of Central Fl, Seminole	2
Union, Manatee	2
Swansea, Lee	2
Longwood, Unknown	2
Long Beach, Orange	2
Marathon Shores, Monroe	2
Mims, Volusia	2
Miami, Martin	2
New Port Richey, Hillsborough	2
Gwinn, Charlotte	2
Labelle, Collier	2
Jena, Taylor	2
Lauderhill, Unknown	2
At Large, Broward	2

COVID-19: characteristics of 2,014,354 Florida resident cases

Data through Mar 29, 2021 verified as of Mar 30, 2021 at 09:25 AM

Data in this report are provisional and subject to change.

The table below includes the cities and counties of residence for cases in Florida residents based on the patient's ZIP Code. Note that city is not always received as part of the initial notification and may be missing while the case is being investigated.

City and county	Cases
Boys Ranch, Suwannee	2
Fort Pierce, Brevard	2
Graceville, Unknown	2
Eatonville, Polk	2
Tampa, Broward	2
Tarpon Springs, Hillsborough	2
Port Canaveral, Brevard	2
Seguin, Unknown	2
Sarasota, Unknown	2
Sunrise, Unknown	2
Oakland Park, Unknown	2
Orlando, St. Lucie	2
Lake Clarke Shores, Palm Beach	2
Marysville, Dade	2
Callahan, Duval	2
Dade City, Unknown	2
Cibolo, Orange	2
Claysville, Hernando	2
Crescent Beach, Sarasota	2
FI State Univ Student, Leon	2
Defuniak Springs, Okaloosa	2
Defuniak Springs, Unknown	2
Noma, Holmes	2
Ormond Beach, Flagler	2
Panama City, Unknown	2
Pembroke Pines, Dade	2
Summerfield, Unknown	2
Tampa, Hernando	2
Sharpes, Brevard	2
Saint Lucie Village, St. Lucie	2
Sebring, Desoto	2
Vero Beach, Unknown	2
Yeehaw, Okeechobee	2
Wauchula, Desoto	2
Jacksonville Naval Hospital, Duval	2
Hosford, Calhoun	2
Jacksonville, Nassau	2
Longview, Dade	2
Marina Del Rey, Broward	2
Melrose, Clay	2
Mesa, Unknown	2
Aventura, Broward	2
000000, Unknown	2
Dfafs, Okaloosa	2
Fort Lauderdale, Alachua	2
Deerfield Beach, Unknown	2
Doral, Unknown	2
Brooklyn, Broward	2
Carl Fisher, Dade	2
Cross City, Taylor	2
Jupiter, Dade	2
Micanopy, Marion	2
Lakeland, Unknown	2
Pembroke Lakes, Broward	2
Port Saint Lucie, Palm Beach	2
Saint Marys, Nassau	2
Red Bay, Holmes	2
Windermere, Lake	2
Sutton, Pasco	2

COVID-19: characteristics of 2,014,354 Florida resident cases

Data through Mar 29, 2021 verified as of Mar 30, 2021 at 09:25 AM

Data in this report are provisional and subject to change.

The table below includes the cities and counties of residence for cases in Florida residents based on the patient's ZIP Code. Note that city is not always received as part of the initial notification and may be missing while the case is being investigated.

City and county	Cases
Maitland, Lake	2
Hialeah Lakes, Dade	2
Hialeah, Orange	2
Jan Phyl Village, Polk	2
Moore Haven, Hendry	2
Naples, Broward	2
Cassadaga, Volusia	2
Fort Walton Beach, Walton	2
Duke Field Air Force Station, Okaloosa	2
Dunnellon, Levy	2
Yalhala, Lake	2
University Of Central Florida, Palm Beach	2
University Of Central Florida, Pinellas	2
Wimauma, Manatee	2
Provo, Broward	2
Portland, Unknown	2
Sumatra, Liberty	2
University Of Central Florida, Broward	2
Saint Teresa, Wakulla	2
West Point, Lee	2
Orlando, Okaloosa	2
Maitland, Pasco	2
Madison, Unknown	2
Ocala, Unknown	2
Miamt, Dade	2
Florida Power & Light Co, Dade	2
Amelia City, Nassau	2
Apopka, Unknown	2
Alligator Point, Wakulla	2
Chipley, Jackson	2
Blountstown, Jackson	2
Alligator Point, Franklin	2
Crawfordville, Leon	2
Coconut Creek, Unknown	2
Daytona Beach, Unknown	2
Eatonville, Lake	2
Hallandale Beach, Dade	2
Lawtey, Union	2
Lutz, Pinellas	2
Los Angeles, Okaloosa	2
Louisville, Manatee	2
West Villages, Sarasota	2
Zellwood, Lake	2
Upper Key Largo, Monroe	2
University Of Central Florida, Brevard	2
Seven Springs, Pasco	2
Phoenix, Lake	2
None, Dade	2
Mount Pleasant, Gadsden	2
Navarre, Okaloosa	2
Clermont, Polk	2
Doctors Inlet, Clay	2
Bonifay, Jackson	2
Bonnie, Sarasota	2
Lecanto, Marion	2
Lake Helen, Orange	2
Maitland, Leon	2
Melrose, Alachua	2
Fort Myers, Collier	2

COVID-19: characteristics of 2,014,354 Florida resident cases

Data through Mar 29, 2021 verified as of Mar 30, 2021 at 09:25 AM

Data in this report are provisional and subject to change.

The table below includes the cities and counties of residence for cases in Florida residents based on the patient's ZIP Code. Note that city is not always received as part of the initial notification and may be missing while the case is being investigated.

City and county	Cases
Fort Pierce, Martin	2
Weston, Dade	2
West Palm Beach, Dade	2
Winter Park, Leon	2
Palm Springs North, Dade	2
Redland, Dade	2
Olustee, Baker	2
Orlando, Charlotte	2
Orlando, Santa Rosa	2
Palm Coast, Duval	1
Orlando, Union	1
Ovido, Seminole	1
Oxford, Palm Beach	1
Opalocka, Dade	1
Oakland, Leon	1
Ocala, Alachua	1
Okeechobee, St. Lucie	1
Miami, Collier	1
Miami, St. Lucie	1
Marshall, Palm Beach	1
New Richmond, Volusia	1
North Canton, Palm Beach	1
Rio Dell, Volusia	1
Rochelle, Volusia	1
Saint Cloud, Lee	1
Saint Johns, Orange	1
San Antonio, Sarasota	1
San Antonio, Unknown	1
Sanford, Volusia	1
Panama City, Walton	1
Perry, Leon	1
Perth Amboy, Monroe	1
Port Orange, Unknown	1
Port Saint Lucie, Orange	1
Princeton, Alachua	1
Provincetown, Collier	1
Tampa, Volusia	1
Spring Park, Alachua	1
Steinhatchee, Madison	1
South Burlington, Orange	1
Shannon, Collier	1
Soddy Daisy, Broward	1
Soldotna, Broward	1
Winter Park, Osceola	1
Wood River, Polk	1
Worcester, Palm Beach	1
Wheaton, Lee	1
Winter Park, Alachua	1
Wilmington, Broward	1
Wesley Chapel, Alachua	1
Virginia Beach, Hernando	1
Waco, Broward	1
Washington, Broward	1
Tangerine, Seminole	1
Tewksbury, Orange	1
Umatilla, Alachua	1
University Of Central Florida, Monroe	1
Toms River, Dade	1
Floralia, Escambia	1

COVID-19: characteristics of 2,014,354 Florida resident cases

Data through Mar 29, 2021 verified as of Mar 30, 2021 at 09:25 AM

Data in this report are provisional and subject to change.

The table below includes the cities and counties of residence for cases in Florida residents based on the patient's ZIP Code. Note that city is not always received as part of the initial notification and may be missing while the case is being investigated.

City and county	Cases
Grassy Key, Monroe	1
Gainesville, Baker	1
Gilmer, Dade	1
Jacksonville, Manatee	1
Haverford, Hillsborough	1
Herrin, Orange	1
Jamaica, Broward	1
Jersey City, Polk	1
Jupiter, Unknown	1
Kingsland, Duval	1
Kissimmee, Brevard	1
Miamf, Dade	1
Miami G, Dade	1
Marianna, Calhoun	1
Los Angeles, Palm Beach	1
Lyndhurst, Broward	1
Magnolia Square, Osceola	1
Maitland, Alachua	1
Lake In The Hills, Columbia	1
Lake Placid, Alachua	1
Lake Worth Beach, Broward	1
Lemoyne, Manatee	1
Lawrence Township, Palm Beach	1
Lander, Citrus	1
Las Vegas, Orange	1
Bryant, Alachua	1
Bronx, Broward	1
Buffalo, Palm Beach	1
Carol Stream, Orange	1
Castleberry, Escambia	1
Charlotte, Pasco	1
Apo, Pasco	1
Apopka, Flagler	1
99, Unknown	1
Alanson, Bay	1
Aollywoss, Dade	1
Boca Raton, Unknown	1
Bohealia, Lee	1
Blowing Rock, Polk	1
Belleair, Hillsborough	1
Dorchester, Orange	1
Deland, Polk	1
Dallas, Lee	1
De Leon Springs, Putnam	1
Dearborn, Lee	1
Estero, Collier	1
Fanning Springs, Levy	1
Fargo, Unknown	1
Felton, Manatee	1
Clear Brook, Lee	1
Crestview, Holmes	1
Cumberland, Palm Beach	1
Dade City, Hillsborough	1
College Station, Lake	1
Columbus, Brevard	1
Cookeville, Seminole	1
New Orleans, Palm Beach	1
Newark, Broward	1
Newburgh, Bay	1

COVID-19: characteristics of 2,014,354 Florida resident cases

Data through Mar 29, 2021 verified as of Mar 30, 2021 at 09:25 AM

Data in this report are provisional and subject to change.

The table below includes the cities and counties of residence for cases in Florida residents based on the patient's ZIP Code. Note that city is not always received as part of the initial notification and may be missing while the case is being investigated.

City and county	Cases
Navarre, Dade	1
Middlesburg, Duval	1
North Pole, Seminole	1
North Port, Lee	1
Ocoee, Osceola	1
Okeechobee, Broward	1
Old Town, Alachua	1
Omaha, Palm Beach	1
Ona, Manatee	1
Oooooo, Unknown	1
Opa Locka, Broward	1
Orange Park , Duval	1
Orlando, Columbia	1
Orlando, Indian River	1
Orem, Broward	1
Rye, Duval	1
Saint Petersburg, St. Lucie	1
Sandford, Seminole	1
Potomac, Palm Beach	1
Rex, Duval	1
Parker, Dade	1
Parker, Leon	1
Peoria, Unknown	1
Port Everglades, Broward	1
Plantation, Orange	1
Pompano Beach, Martin	1
Palm Coast, Polk	1
Pacifica, Dade	1
Ormond Beach, Unknown	1
Oviedo, Brevard	1
Orlando, Sarasota	1
Sodus, Charlotte	1
Spring Hill , Hernando	1
Spring Hill, Dade	1
Starke, Clay	1
Stone Mountain, Palm Beach	1
Shelton, Manatee	1
Saint Cloud, Unknown	1
Saint Johns, Unknown	1
Sarasota, Flagler	1
Saxis, Lee	1
Schenectady, Polk	1
Sebring, Lee	1
Tulsa, Orange	1
Venice, Unknown	1
Vernon, Unknown	1
Sun City Center, Hardee	1
Tiffin, Highlands	1
Tallahassee, Duval	1
Tallahassee, Unknown	1
Tampa, Palm Beach	1
Tavares, Marion	1
Yukon, Broward	1
Zolfo Springs, Polk	1
Westbrook, Dade	1
Wichita, Volusia	1
Washington, Unknown	1
Wells, Polk	1
Winder Garden, Orange	1

COVID-19: characteristics of 2,014,354 Florida resident cases

Data through Mar 29, 2021 verified as of Mar 30, 2021 at 09:25 AM

Data in this report are provisional and subject to change.

The table below includes the cities and counties of residence for cases in Florida residents based on the patient's ZIP Code. Note that city is not always received as part of the initial notification and may be missing while the case is being investigated.

City and county	Cases
Windermere, Leon	1
Windermere, Osceola	1
Windermere, Seminole	1
Winter Garden, Broward	1
Winter Garden, Pinellas	1
Winter Park, Broward	1
Winter Park, Indian River	1
Los Angeles Ca, Unknown	1
Los Angeles, Hardee	1
Littleton, Dade	1
Margate, Dade	1
Marshall, Dade	1
Mary Esther, Unknown	1
Medford, Palm Beach	1
Macdill Air Force Base, Hillsborough	1
Miami Beach, Broward	1
Miami Lakes, Unknown	1
Miami, Hillsborough	1
Miami, Manatee	1
Leesburg, Marion	1
Lehigh Acres, Dade	1
Lewisburg, Pasco	1
Largo, Unknown	1
Lake City, Hamilton	1
La Grange, Dade	1
Harrison, Pinellas	1
Holly Ridge, Orange	1
Homeless, Polk	1
Homosassa, Hernando	1
Jerusalem, St. Johns	1
East Hampton, Palm Beach	1
Cypress, Leon	1
Davenport, Orange	1
Deland, St. Lucie	1
Deltona, Orange	1
Fort Myers-, Lee	1
Fort Pierce, Unknown	1
Fort Myers, Manatee	1
Foley, Escambia	1
Gainesville, Duval	1
Granada Hills, Broward	1
Guilford, Dade	1
Hailandale, Unknown	1
Conway, Leon	1
Coventry, Broward	1
Clermont, Volusia	1
Clewiston, Glades	1
Bridgeport, Dade	1
Bronx, Palm Beach	1
Cartersville, Unknown	1
Altoona, Marion	1
Anaheim, Unknown	1
Argyle, Walton	1
Athens, Duval	1
Bogota, Orange	1
Bradenton, Dade	1
Bradenton, Osceola	1
Colorado Springs, Unknown	1
Conifer, Lee	1

COVID-19: characteristics of 2,014,354 Florida resident cases

Data through Mar 29, 2021 verified as of Mar 30, 2021 at 09:25 AM

Data in this report are provisional and subject to change.

The table below includes the cities and counties of residence for cases in Florida residents based on the patient's ZIP Code. Note that city is not always received as part of the initial notification and may be missing while the case is being investigated.

City and county	Cases
Daniel Island, Bay	1
Clarksboro, Lee	1
Chipley, Holmes	1
El Paso, Unknown	1
Elbow Lake, Palm Beach	1
Eatonville, Seminole	1
Dunellen, Dade	1
Destin, Unknown	1
Diamond, Highlands	1
Doral, Broward	1
Altamonte, Orange	1
Alva, Collier	1
333, Unknown	1
Allentown, Putnam	1
Apple Creek, Citrus	1
Amelia Village, Nassau	1
Barefoot Beach, Lee	1
Battle Creek, Manatee	1
Avon, Manatee	1
Aventura, Osceola	1
Bryn Mawr, Palm Beach	1
Burkeville, Brevard	1
Camden Wyoming, Duval	1
Celebration, Palm Beach	1
Chattanooga, Dade	1
Bear Grass, Palm Beach	1
Azalea Park, Osceola	1
Boca Raton,, Palm Beach	1
Boston, Dade	1
Brewster, Volusia	1
Fl State Lot, Leon	1
Fairless Hills, Broward	1
Everett, Dade	1
Fort Denaud, Glades	1
Fort Meyers, Lee	1
Fortlauderdale, Unknown	1
Fortwalton Beach, Okaloosa	1
Ft Pierce, Unknown	1
Garland, Orange	1
Hallandate Ben, Unknown	1
Havana, Leon	1
Hickory, Lee	1
Homeless, Dade	1
Homer, Escambia	1
Hilliard, Unknown	1
Jeffersonville, Broward	1
Knoxville, Escambia	1
Lake Mary, Lake	1
Longwood, Orange	1
Lehigh Cares, Lee	1
Live Oak, Columbia	1
Loganville, Orange	1
Lansdale, Lake	1
Lapeer, Manatee	1
Lauderdale Hill, Unknown	1
Missing, Wakulla	1
Monterey, Broward	1
Mumford, Manatee	1
N/A, Duval	1

COVID-19: characteristics of 2,014,354 Florida resident cases

Data through Mar 29, 2021 verified as of Mar 30, 2021 at 09:25 AM

Data in this report are provisional and subject to change.

The table below includes the cities and counties of residence for cases in Florida residents based on the patient's ZIP Code. Note that city is not always received as part of the initial notification and may be missing while the case is being investigated.

City and county	Cases
Naples, Alachua	1
Ocean City, Broward	1
North Miami, Broward	1
O'Brien, Suwannee	1
Middleburg, Duval	1
Midland, Osceola	1
Missing, Hamilton	1
Miami, Charlotte	1
Miamii, Dade	1
Miami Garden, Unknown	1
Republic, Monroe	1
Richmond, Palm Beach	1
Ridgewood, Broward	1
Riverview, Manatee	1
Rochester, Broward	1
Roseland, Palm Beach	1
Porter Ranch, Dade	1
Raiford, Bradford	1
Ponte Vedra Beach, Orange	1
Port Orange , Volusia	1
Port Saint Lucie, Indian River	1
Palm City, Unknown	1
Plant City, Unknown	1
Pompano Beach, Alachua	1
Old Town, Gilchrist	1
Oviedo, Leon	1
Opa Locka, Polk	1
Orem, Sarasota	1
Orem, Unknown	1
Wilbur By The Sea, Volusia	1
Willowbrook, Lee	1
Wilmington, Pasco	1
Westerville, Hillsborough	1
Wilton Manors, Dade	1
Winston Salem, Unknown	1
Winter Garden, Hillsborough	1
Woodland Hills, Brevard	1
Youngstown, Calhoun	1
Yulee, Duval	1
San Antonio, Dade	1
San Diego, Unknown	1
Sandyport, Dade	1
Sanford, Palm Beach	1
Russellville, Hillsborough	1
Saint Augustine, Okaloosa	1
Steinhatchee, Alachua	1
Tampa, Escambia	1
Tampa, Manatee	1
Tangerine, Lake	1
University Of Central Florida, Hillsborough	1
University Of Central Fl, Pasco	1
Village Of Palm Springs, Palm Beach	1
Virginia Beach, Alachua	1
Webster, Pasco	1
Wekiva Springs, Orange	1
Union City, Bradford	1
Sebastian, Lake	1
Sumter Ville, Unknown	1
Tallahassee, Escambia	1

COVID-19: characteristics of 2,014,354 Florida resident cases

Data through Mar 29, 2021 verified as of Mar 30, 2021 at 09:25 AM

Data in this report are provisional and subject to change.

The table below includes the cities and counties of residence for cases in Florida residents based on the patient's ZIP Code. Note that city is not always received as part of the initial notification and may be missing while the case is being investigated.

City and county	Cases
Springhill, Unknown	1
Tampa, Dade	1
Tampa, Lee	1
South Otselic, Dade	1
Southampton, Palm Beach	1
Stockbridge, Leon	1
Sullivans Island, Dade	1
Pound Ridge, Leon	1
Richmond Heights, Dade	1
Ridge Manor, Hernando	1
Riverview, Pinellas	1
Rochester, Lee	1
Rosemary Beach, Bay	1
Saint Cloud, Orange	1
Sevierville, Dade	1
Saint Petersburg, Dade	1
San Juan, Osceola	1
San Pedro Sula, Dade	1
Sandy, Duval	1
Opa Locka, Unknown	1
Orem, Nassau	1
Orlando, Highlands	1
Northville, Broward	1
Ocala, Indian River	1
Ocoee, Broward	1
Olando, Orange	1
Ocoee, Polk	1
Ponce, Orange	1
Port Charlotte Fl, Unknown	1
Plant City, Hendry	1
Plant City, Pinellas	1
Plantation, Unknown	1
Windermere, Polk	1
Winter Park, Lake	1
Wayne, Dade	1
Tinley Park, Lee	1
University Of Central Fl, Dade	1
Telluride, Lee	1
West Simsbury, Collier	1
Export, Palm Beach	1
Fdsf, Unknown	1
Felda, Palm Beach	1
Flagler Beach, Volusia	1
Flora, Lee	1
Downers Grove, St. Lucie	1
Delrey Beach, Palm Beach	1
Fort Myers, Lake	1
Fresno, Pasco	1
Fruitland Park, Sumter	1
Fwb, Unknown	1
Gainesville, Marion	1
Gastonia, Polk	1
Clearwater, Highlands	1
Clermont, Unknown	1
Columbia, Orange	1
Coral Gables, Unknown	1
Coral Springs, Unknown	1
Cornelius, Leon	1
Crestview, Dade	1

COVID-19: characteristics of 2,014,354 Florida resident cases

Data through Mar 29, 2021 verified as of Mar 30, 2021 at 09:25 AM

Data in this report are provisional and subject to change.

The table below includes the cities and counties of residence for cases in Florida residents based on the patient's ZIP Code. Note that city is not always received as part of the initial notification and may be missing while the case is being investigated.

City and county	Cases
Dade City, Polk	1
Dania, Unknown	1
Darien, Pasco	1
Arcadia, Charlotte	1
Aspen, Palm Beach	1
Atlanta, Broward	1
Aurburndale, Polk	1
Aventura, Unknown	1
Azalea Park, Sarasota	1
Bartow, Unknown	1
Biscayne Park, Broward	1
Boca Rotan, Unknown	1
Alpharetta, Alachua	1
Apalachicola, Leon	1
Brooksville, Columbia	1
Bryn Mawr, Collier	1
Canfield, Duval	1
Naugatuck, Lee	1
New Vernon, Sarasota	1
New York, Broward	1
Newport Beach, Palm Beach	1
North Adams, Manatee	1
North Little Rock, Palm Beach	1
Myakka, Duval	1
Maitland, Unknown	1
Matlacha Island, Lee	1
Melbourne, Orange	1
Miami Beach, Palm Beach	1
Miami Granders, Dade	1
Missing, Baker	1
Middleburg, Unknown	1
Milford, Palm Beach	1
Milford, Polk	1
Minneapolis, Broward	1
Johns Island, Wakulla	1
Killarney, Orange	1
Knoxville, Duval	1
Havanna, Gadsden	1
Jacksonville, Palm Beach	1
Hilliard, Dade	1
Hollywood, Leon	1
Holt, Unknown	1
Homestead, Monroe	1
Humble, Broward	1
Green, Clay	1
Greensburg, Orange	1
Greenville, Monroe	1
Gulf Shores, Escambia	1
Los Angeles, Polk	1
Lakeland, Pasco	1
Lakewood, Unknown	1
Lake City, Volusia	1
Syracuse, Polk	1
Tallahassee, Dade	1
Tamarac, Dade	1
Tampa, Unknown	1
Tavares, Orange	1
Tequesta, Martin	1
Topsham, Manatee	1

COVID-19: characteristics of 2,014,354 Florida resident cases

Data through Mar 29, 2021 verified as of Mar 30, 2021 at 09:25 AM

Data in this report are provisional and subject to change.

The table below includes the cities and counties of residence for cases in Florida residents based on the patient's ZIP Code. Note that city is not always received as part of the initial notification and may be missing while the case is being investigated.

City and county	Cases
Town Of Nocatee, St. Johns	1
Troy, Manatee	1
Unkn, Duval	1
Suitland, Volusia	1
Sunbright, Palm Beach	1
Venetian Islands, Dade	1
Winter Garden, Duval	1
Woodbine, Nassau	1
Waipahu, Santa Rosa	1
Ward, Polk	1
Wellborn, Columbia	1
West Aplm Beach, Palm Beach	1
West Yarmouth, St. Lucie	1
Yulee, St. Johns	1
Zephyrhills, Hillsborough	1
Rileyville, Flagler	1
Saint Joseph, Volusia	1
San Antonio, Orange	1
Sanford, Unknown	1
Seminole, Leon	1
Shalimar, Unknown	1
Shirley, Flagler	1
Prattville, Hillsborough	1
Prestonsburg, Bay	1
Quincy, Jackson	1
Rapid City, Broward	1
Russellville, Bay	1
Sagamore Beach, Charlotte	1
Saint Augustine, Broward	1
Saint Cloud, Palm Beach	1
Pembroke, Broward	1
Petersburg, Manatee	1
Piasa, Putnam	1
Oldsmar, Hillsborough	1
Olean, Alachua	1
North Palm Beach, Orange	1
Northport, Sarasota	1
Oakland, Lee	1
Missing, Levy	1
Myakka City, Sarasota	1
New Middletown, Hillsborough	1
New Port Richey, Pinellas	1
New Port Richey, Unknown	1
Newberry, Marion	1
Newtown, Lake	1
Other, Dade	1
Palm Beach Gardens, Unknown	1
Palmetto Bay, Palm Beach	1
Palmetto, Pasco	1
Parma, Manatee	1
Pass-A-Grille Beach, Pinellas	1
Matawan, Palm Beach	1
Mckinney, Broward	1
Miamc, Dade	1
Milford, Lee	1
Missing, Okeechobee	1
Monroe Township, Palm Beach	1
Monroe, Lee	1
Moore Haven, Okeechobee	1

COVID-19: characteristics of 2,014,354 Florida resident cases

Data through Mar 29, 2021 verified as of Mar 30, 2021 at 09:25 AM

Data in this report are provisional and subject to change.

The table below includes the cities and counties of residence for cases in Florida residents based on the patient's ZIP Code. Note that city is not always received as part of the initial notification and may be missing while the case is being investigated.

City and county	Cases
Morrisville, Unknown	1
Lake Butler, Alachua	1
Kingsland, Nassau	1
Knoxville, Bay	1
Ldhl, Broward	1
Las Vegas, Palm Beach	1
Longwood, Volusia	1
Lincoln, St. Lucie	1
Little Neck, Lee	1
Jupiter, St. Lucie	1
Kenilworth, Leon	1
Key West, Duval	1
Keys West, Unknown	1
Jacksonville, Orange	1
Jefferson, Dade	1
Jonesboro, Leon	1
Intrcsion Cty, Osceola	1
Inverness, Marion	1
Inwood, Broward	1
Irvine, Marion	1
Istachatta, Hernando	1
Homeless, Monroe	1
Homeless, Pinellas	1
Howell, Dade	1
Hudson, Hernando	1
Hoclywsod, Dade	1
Holiday, Pinellas	1
Hernando, Marion	1
Hialeah, Collier	1
Indian Rocks Beach, Duval	1
Indiantown, Palm Beach	1
Inglewood, Sarasota	1
Dallas, Hernando	1
Dearborn, Broward	1
Deer Park, Dade	1
Carmel, Orange	1
Cedar Springs, Hernando	1
Caracas, Dade	1
Coconut Ck, Unknown	1
Chicago, Unknown	1
Brooklyn, Dade	1
Brooklyn, Lee	1
Bonnie, Broward	1
Boston, Broward	1
Bel Air, Collier	1
Apopka, Clay	1
Asheville, Highlands	1
Astoria, Broward	1
Atmore, Escambia	1
Bartow, Hardee	1
O, Manatee	1
Acworth, Okaloosa	1
Alachua, Duval	1
Alpharetta, Broward	1
Downingtown, Broward	1
Downingtown, Hillsborough	1
Dpo, Santa Rosa	1
Dunedin, Unknown	1
Deerfield, Dade	1

COVID-19: characteristics of 2,014,354 Florida resident cases

Data through Mar 29, 2021 verified as of Mar 30, 2021 at 09:25 AM

Data in this report are provisional and subject to change.

The table below includes the cities and counties of residence for cases in Florida residents based on the patient's ZIP Code. Note that city is not always received as part of the initial notification and may be missing while the case is being investigated.

City and county	Cases
Deland, Seminole	1
Dayton, Lake	1
Daytona Beach, Pinellas	1
Erie, Monroe	1
East Palatka, Hillsborough	1
Eastpoint, Leon	1
Deltona, Seminole	1
Fort Lauderdale, Leon	1
Fort Myers, Sarasota	1
Fort Pierce, Palm Beach	1
Fort White, Clay	1
Garden City, Alachua	1
Gaylord, Orange	1
Gotcha, Orange	1
Greensburg, Palm Beach	1
Haines City, Osceola	1
Hallandale, Unknown	1
Helen, Bay	1
Crossings, Unknown	1
Davenport, Lake	1
Davie, Unknown	1
Dayton, Orange	1
Dearborn Heights, Hillsborough	1
Edgewood, Broward	1
Elkton, Putnam	1
Chesterfield, Broward	1
Carteret, Polk	1
Cincinnati, Dade	1
Connellsville, Highlands	1
Armstrong, St. Johns	1
Atl, Brevard	1
Alva, Escambia	1
Andalusia, Escambia	1
Arcadia, Highlands	1
Baker, Santa Rosa	1
Belleville, Palm Beach	1
Belmont, Santa Rosa	1
Blountstown, Broward	1
Bronson, Alachua	1
Brooker, Alachua	1
Bradenton, Clay	1
Brandon, Pinellas	1
Bonita, Lee	1
Bocaraten, Palm Beach	1
Middletown, Osceola	1
Missing, Gilchrist	1
Monroe, Hillsborough	1
Nantucket, Palm Beach	1
New Vernon, Palm Beach	1
Mayaguez, Dade	1
Macclenny, Duval	1
Mantua, Broward	1
Longwood, Broward	1
Lucedale, St. Lucie	1
Kure Beach, Monroe	1
Lakeland, Palm Beach	1
Hudson, Pinellas	1
Hoosick Falls, Broward	1
Indian Rock Beach, Palm Beach	1

COVID-19: characteristics of 2,014,354 Florida resident cases

Data through Mar 29, 2021 verified as of Mar 30, 2021 at 09:25 AM

Data in this report are provisional and subject to change.

The table below includes the cities and counties of residence for cases in Florida residents based on the patient's ZIP Code. Note that city is not always received as part of the initial notification and may be missing while the case is being investigated.

City and county	Cases
Interlachen, Duval	1
Kechi, Orange	1
Fort Myers, Broward	1
Florala, Okaloosa	1
Forestville, Volusia	1
Gibsonton, Unknown	1
Gainesville, Okaloosa	1
Gainesville, Unknown	1
Greenbrier, Bay	1
Groveland, Orange	1
Hialeahgardens, Dade	1
Hiram, Leon	1
Westlake Village, Unknown	1
White Plains, Broward	1
Whites Creek, Leon	1
Windermere, Volusia	1
Wtixrat, Dade	1
Watersound, Bay	1
Unk, Duval	1
Ventura, Orange	1
University Of Central Florida, Lee	1
Trenton, Dixie	1
Unknown, Unknown	1
Toms River, Lee	1
Tourist, Dade	1
Seffenner, Hillsborough	1
Seminole, Lee	1
Saint Petersburg, Charlotte	1
Puerto Rico, Unknown	1
Punta Gorda, Unknown	1
Randolph, Orange	1
Rivera Beach, Palm Beach	1
Saint Augustine, Flagler	1
Suntise, Dade	1
Tallahassee, Madison	1
Stratford, Broward	1
Pembroke Pines, Orange	1
Pensacola, Sumter	1
Paducah, Manatee	1
Palm Coast, Unknown	1
Perth Amboy, Hillsborough	1
Port Orange, Brevard	1
Powell, Lee	1
Newberry, Levy	1
North Laud, Unknown	1
Ocala, Citrus	1
Ocoee, Unknown	1
Odessa, Dade	1
Oldsrav, Manatee	1
Orlando, Jackson	1
Orlando, Lee	1
Dona Vista, Lake	1
East Setauket, Palm Beach	1
El Dorado, Palm Beach	1
Fleming Island, Duval	1
Fellsmere, Brevard	1
Crestview, Broward	1
Clearwater, Leon	1
Charlotte, Alachua	1

COVID-19: characteristics of 2,014,354 Florida resident cases

Data through Mar 29, 2021 verified as of Mar 30, 2021 at 09:25 AM

Data in this report are provisional and subject to change.

The table below includes the cities and counties of residence for cases in Florida residents based on the patient's ZIP Code. Note that city is not always received as part of the initial notification and may be missing while the case is being investigated.

City and county	Cases
Dalecity, Okaloosa	1
Daytona Beach, Orange	1
Deerfield Beach, Polk	1
Crystal River, Marion	1
Crystal River, Unknown	1
Canton, Duval	1
Cantonment, Santa Rosa	1
Cape Coral, Unknown	1
Brunswick, Polk	1
Bryceville, Duval	1
Bradenton, Lee	1
Boca Raton, Dade	1
Boca Raton, Madison	1
Bogota, Unknown	1
Bal Harbour, Broward	1
Atlanta, Walton	1
Attalla, Broward	1
Auburn, Palm Beach	1
Autaugaville, Broward	1
Apopka, Volusia	1
Alachua, Suwannee	1
Alafaya, Broward	1
Alafaya, Pinellas	1
Merrick, Palm Beach	1
Metter, Manatee	1
Lake Forest, Collier	1
Miami, Osceola	1
Miamiardens, Unknown	1
Miamksaohes, Dade	1
Jacksonville, Baker	1
Jacksonville, Marion	1
Irmo, Unknown	1
Key West, Palm Beach	1
Kilgore, Dade	1
Jupiter Inlet, Palm Beach	1
Jzx, Unknown	1
Land O Lakes, Unknown	1
Lawton, Okaloosa	1
Levittown, Palm Beach	1
Lima, Manatee	1
Lima, Volusia	1
Macclenny, Dixie	1
Madison, Jefferson	1
Maitland, Collier	1
Florida City, Unknown	1
Fort Lauderdale, Collier	1
Fort Myers, Alachua	1
Gainesville, Levy	1
Glen Cove, Unknown	1
Glen Saint Mary, Duval	1
Golden Oak, Hillsborough	1
Golf, Palm Beach	1
Greensboro, Leon	1
Immokalee, Walton	1
Orlando, Walton	1
Oviedo, Lake	1
Orlando, St. Johns	1
Ocala, Duval	1
Plantation, Leon	1

COVID-19: characteristics of 2,014,354 Florida resident cases

Data through Mar 29, 2021 verified as of Mar 30, 2021 at 09:25 AM

Data in this report are provisional and subject to change.

The table below includes the cities and counties of residence for cases in Florida residents based on the patient's ZIP Code. Note that city is not always received as part of the initial notification and may be missing while the case is being investigated.

City and county	Cases
Pensacola, Dade	1
Panomo City, Bay	1
Parrish, Sarasota	1
San Marcos, Unknown	1
Pooler, Broward	1
Rye, Palm Beach	1
Ridgewood, Lee	1
Roayl Palm Beach, Palm Beach	1
Roseville, Broward	1
Port St. Lucie, Unknown	1
Punta Gorda, Sarasota	1
Putnam, Putnam	1
Monument, Broward	1
Mokena, Lee	1
Miami Dade, Unknown	1
Nashville, Palm Beach	1
Myrtle Beach, Broward	1
Morrisville, Palm Beach	1
Okeechobi, Unknown	1
Orem, Dade	1
Orlando, Citrus	1
Orlando, Collier	1
Orlando, Hernando	1
North Brunswick, St. Lucie	1
North Grafton, Dade	1
North Lauderdale, Unknown	1
North Miami Beach, Broward	1
North Porte, Unknown	1
Notrealville, Polk	1
Surprise, Unknown	1
Syracuse, Unknown	1
St Cloud, Orange	1
St Helena Is, Dade	1
South Miami, Broward	1
Saint Petersburg, Bay	1
Twentynine Palms, Broward	1
Vernon, Walton	1
Venezuela, Unknown	1
Waukesha, Volusia	1
West Miami, Unknown	1
Whippany, Volusia	1
Wilmington, Charlotte	1
Windermere, Alachua	1
Winfield, Hillsborough	1
Winter Garden, Unknown	1
Winter Park, Brevard	1
Winter Park, Unknown	1
Xifamk, Dade	1
Denton, Broward	1
Destin, Bay	1
Clearwater, Hillsborough	1
Coal City, Pasco	1
Crescent City, Marion	1
Crestview, Unknown	1
Commerce Township, Manatee	1
Coral Gables , Dade	1
Crawfordville, Alachua	1
Fort Lauderdale, Lee	1
Eureka, Flagler	1

COVID-19: characteristics of 2,014,354 Florida resident cases

Data through Mar 29, 2021 verified as of Mar 30, 2021 at 09:25 AM

Data in this report are provisional and subject to change.

The table below includes the cities and counties of residence for cases in Florida residents based on the patient's ZIP Code. Note that city is not always received as part of the initial notification and may be missing while the case is being investigated.

City and county	Cases
Evansville, Citrus	1
Fort Worth, Broward	1
Franklin, Orange	1
Frostproof, Highlands	1
Gainesville, Palm Beach	1
Gainesville, Santa Rosa	1
Brewster, Palm Beach	1
Brownsville, Escambia	1
Bonnie, St. Johns	1
Belleair Bluffs, Unknown	1
Celebration, Orange	1
Chicago, Broward	1
Choctaw Beach, Unknown	1
Austin, Dade	1
Apo, Collier	1
Big Torch Key, Monroe	1
Black, Holmes	1
Boca Raton, Lee	1
Bonifay, Unknown	1
8852 Teacher Ln, Pasco	1
Addison, Pasco	1
Apopka, Citrus	1
Apopka, Hillsborough	1
Arabi, Orange	1
Litchfield Park, Monroe	1
Littleton, St. Johns	1
Lake Worth, Unknown	1
Lake In The Hills, Broward	1
Gwynn Oak, Polk	1
Jupiter, Pinellas	1
Kansas City, Palm Beach	1
Indianapolis, Lee	1
Newaygo, Charlotte	1
New Canaan, Dade	1
Missing, Franklin	1
Na, Dade	1
Milford, Bay	1
Milford, Unknown	1
Mattoon, Lee	1
Melbourne, Volusia	1
Los Angeles, Orange	1
Maitland, Palm Beach	1
Marianna, Leon	1
Marianna, Washington	1
Mary Esther, Hillsborough	1
Tampa, Duval	1
Surfside Beach, Orange	1
Summerdale, Escambia	1
Sun City Center, Lee	1
Tavares, Unknown	1
Temple, Palm Beach	1
Saint Charles, Orange	1
St Peterburg, Orange	1
Stiamk, Dade	1
Scottsdale, Brevard	1
Scottsdale, Palm Beach	1
Roswell, Bay	1
Ruskin, Dade	1
Ruskin, Manatee	1

COVID-19: characteristics of 2,014,354 Florida resident cases

Data through Mar 29, 2021 verified as of Mar 30, 2021 at 09:25 AM

Data in this report are provisional and subject to change.

The table below includes the cities and counties of residence for cases in Florida residents based on the patient's ZIP Code. Note that city is not always received as part of the initial notification and may be missing while the case is being investigated.

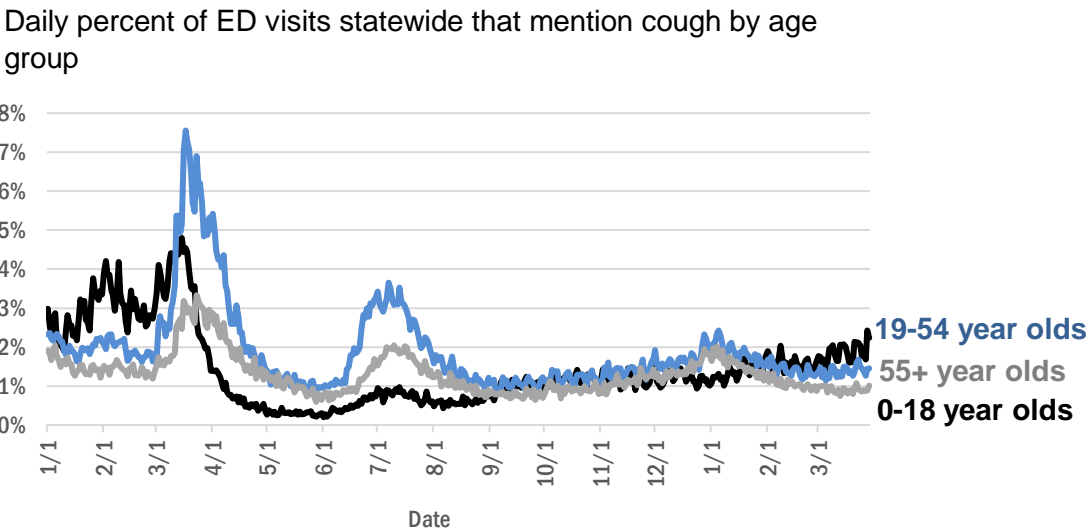
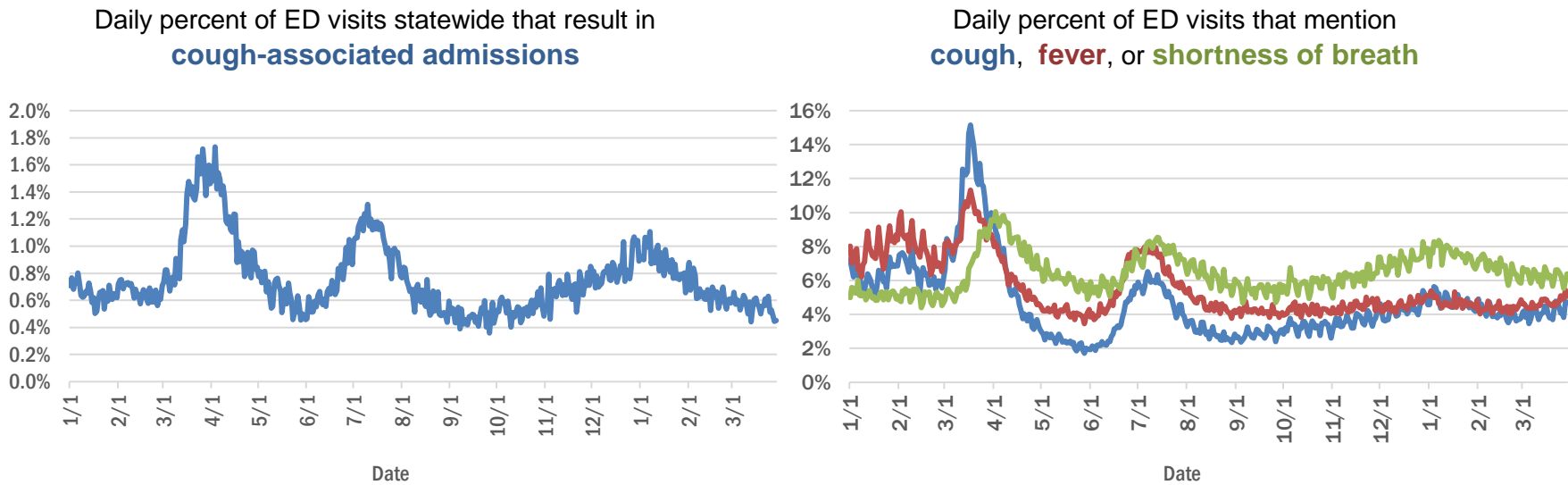
City and county	Cases
Saint Petersburg, Duval	1
Saint Petersburg, Manatee	1
Port Saint Lucie, Marion	1
Port St Luice, Unknown	1
Pensacola Naval Hospital, Escambia	1
Plymouth, Pasco	1
Pass-A-Grille, Pinellas	1
Oviedo, Orange	1
Pace, Escambia	1
Painted Post, Pasco	1
Palatka, Marion	1
Okeechobee, Unknown	1
North Port, Charlotte	1
Winnetka, Dade	1
Winter Garden, Osceola	1
Winter Haven, Osceola	1
Winter Park, Duval	1
Winter Park, Palm Beach	1
Weston, Unknown	1
Wildwood, Lee	1
Willington, Lee	1
Winter Springs, Polk	1
Youngstown, Washington	1
West Hollywood, Broward	1
Wakefield, Broward	1
Waverly, Duval	1
W Yarmouth, Charlotte	1
Wabasha, Clay	1
Unknown, Duval	1
Upland, Manatee	1
Valrico, Polk	1
Total	2,014,354

COVID-19: additional surveillance information

Data through Mar 29, 2021 verified as of Mar 30, 2021 at 09:25 AM

Data in this report are provisional and subject to change.

Statewide emergency department (ED) chief complaint and admission data



The Electronic Surveillance System for the Early Notification of Community-Based Epidemics (ESSENCE-FL) includes chief complaint data from 211 of 211 Florida EDs. Data are transmitted electronically to ESSENCE-FL daily or hourly.

COVID-19: testing by laboratory

Data through Mar 29, 2021 verified as of Mar 30, 2021 at 09:25 AM

Data in this report are provisional and subject to change.

The numbers in the table below represent the number of Florida and non-Florida residents for whom test results were received by the Department of Health. A person can be tested by more than one laboratory and can have both positive and negative results. **Therefore, the sum of the numbers in each column will be larger than the total number of people tested.**

Reporting lab	Inconclusive	Negative	Positive	Percent positive	Total
CURATIVE LABS	15,108	1,628,589	249,225	13%	1,892,922
LABORATORY CORPORATION OF AMERICA	2,574	1,634,115	222,132	12%	1,858,821
QUEST DIAGNOSTICS	11,934	1,380,626	202,827	13%	1,595,387
BIO REFERENCE LABORATORIES, INC	7,567	945,080	181,688	16%	1,134,335
HELIX	9,202	670,875	116,964	15%	797,041
REALTOX LABS LLC	6,600	603,820	99,187	14%	709,607
NOMI_HEALTH	3,038	478,319	65,812	12%	547,169
RCA LABORATORY SERVICES, LLC/GENETWORX		430,764	46,827	10%	477,591
GENETWORX	661	390,596	32,980	8%	424,237
CDR MAGUIRE - HEALTH CARE CENTER		338,623	51,555	13%	390,178
PALM BEACH BALLPARK		266,510	27,605	9%	294,115
PWNHEALTH	1,729	238,224	31,743	12%	271,696
IMPACT HEALTH BIOMETRIC TESTING, INC	1,042	224,360	26,713	11%	252,115
EAST FLORIDA STATE COLLEGE - BREVARD		212,886	26,986	11%	239,872
BPHL-JACKSONVILLE	18	191,067	32,912	15%	223,997
NOMI HEALTH LAB SERVICES		172,673	19,938	10%	192,611
ADVENTHEALTH LAB	99	170,272	21,825	11%	192,196
FULGENT DIAGNOSTICS LABORATORY	3,580	163,205	18,410	10%	185,195
MAKO GENOMICS	7,909	141,860	25,942	15%	175,711
BPHL-MIAMI	225	149,573	24,978	14%	174,776
CB SMITH PARK		150,114	18,792	11%	168,906
MAYO CLINIC LABORATORIES	337	140,328	17,555	11%	158,220
ELABNETWORK	1,059	138,673	11,872	8%	151,604
BAYCARE LABORATORIES LLC	609	137,001	11,789	8%	149,399
MEMORIAL REGIONAL HOSPITAL SOUTH	28	118,252	23,988	17%	142,268
ORLANDO HEALTH SYSTEM	684	121,934	12,428	9%	135,046
ASCENSION SACRED HEART HOSPITAL - PENSACOLA	2	116,712	17,972	13%	134,686
NORTHWEST LABORATORY	247	121,087	6,476	5%	127,810
AEGIS SCIENCES CORPORATION	1,076	108,360	17,816	14%	127,252
BIOCOLLECTIONS WORLDWIDE, INC	739	112,322	13,601	11%	126,662
ADVENT HEALTH LAB	112	101,258	13,955	12%	115,325
MEDICAL DIAGNOSTIC LABORATORIES	976	98,598	14,220	12%	113,794
AKESOGEN		95,367	18,412	16%	113,779
TESTING MATTERS INC	843	94,856	16,876	15%	112,575
BPHL-TAMPA (SPECTRUM BLVD)	45	91,566	16,867	16%	108,478
UF HEALTH MEDICAL LAB	33	98,847	9,312	9%	108,192
TAMPA GENERAL HOSPITAL	4	94,856	9,056	9%	103,916
DIATHERIX LABORATORIES (VRL EUROFINs)	1	85,805	12,711	13%	98,517
KORVALABS, INC	1,285	91,626	4,710	5%	97,621
BAPTIST HEALTH SOUTH FLORIDA	370	80,844	12,255	13%	93,469
SUNPATH MEDICAL DIAGNOSTICS LABORATORY	830	78,648	12,119	13%	91,597
ASCENSION ST VINCENT'S - RIVERSIDE	1	73,062	10,198	12%	83,261
SOUTH MIAMI HOSPITAL LAB	448	67,297	9,567	12%	77,312
LAKELAND REGIONAL MEDICAL CENTER	129	68,068	8,843	11%	77,040
JACKSON MEMORIAL HOSPITAL CLINICAL LAB	79	65,058	11,672	15%	76,809
UF HEALTH SHANDS HOSPITAL	500	62,941	4,570	7%	68,011
INGENIOUS PERSONALIZED MEDICINE	215	55,647	11,257	17%	67,119

COVID-19: testing by laboratory

Data through Mar 29, 2021 verified as of Mar 30, 2021 at 09:25 AM

Data in this report are provisional and subject to change.

The numbers in the table below represent the number of Florida and non-Florida residents for whom test results were received by the Department of Health. A person can be tested by more than one laboratory and can have both positive and negative results. **Therefore, the sum of the numbers in each column will be larger than the total number of people tested.**

Reporting lab	Inconclusive	Negative	Positive	Percent positive	Total
AMERICAN HEALTH ASSOCIATES	9	61,389	5,224	8%	66,622
AIT LABORATORIES		53,610	6,557	11%	60,167
APPLIED INGENUITY DIAGNOSTICS LLC		55,934	2,586	4%	58,520
BAPTIST HEALTH - JACKSONVILLE	4	50,857	4,012	7%	54,873
MINUTECLINIC LLC		45,586	7,764	15%	53,350
GENESIS REFERENCE LABORATORIES		47,980	5,217	10%	53,197
ARUP LABORATORIES	16	50,093	2,925	6%	53,034
TALLAHASSEE MEMORIAL HOSPITAL	240	45,037	5,530	11%	50,807
SARASOTA MEMORIAL HOSPITAL MAIN LAB	12	44,978	3,847	8%	48,837
ADVENTIST HEALTH SYSTEMS SUNBELT INC DBA		43,407	5,307	11%	48,714
BROWARD GENERAL MEDICAL CENTER-CLINICAL LAB	2	42,565	4,637	10%	47,204
NICKLAUS CHILDREN'S HOSPITAL	71	40,800	5,338	12%	46,209
VIRACOR EUROFINs		35,829	9,843	22%	45,672
FLORIDA HOSPITAL - TAMPA	37	41,756	3,393	8%	45,186
MILLENNIUM PHYSICIAN GROUP	17	35,700	6,923	16%	42,640
DWIC OF TAMPA BAY INC		37,362	4,762	11%	42,124
LEE HEALTH - CAPE CORAL HOSPITAL	3	35,286	5,714	14%	41,003
UNIVERSITY OF MIAMI HOSPITAL	141	37,058	3,757	9%	40,956
MEDFAST URGENT CARE CENTERS, LLC	20	34,566	5,189	13%	39,775
UF HEALTH JACKSONVILLE	54	35,243	4,063	10%	39,360
ECCO LAB GROUP CO	532	32,933	4,673	12%	38,138
ORANGE COUNTY CONVENTION CENTER		33,330	3,704	10%	37,034
MIAMI DADE COUNTY☐		32,091	3,527	10%	35,618
WALGREENS	35	29,759	5,497	16%	35,291
INTEGRATED REGIONAL LABORATORIES LLP	10	29,913	4,277	13%	34,200
NORTH FLORIDA REGIONAL MEDICAL CENTER		30,422	3,514	10%	33,936
MOUNT SINAI MEDICAL CENTER	11	30,617	3,276	10%	33,904
ST JOSEPHS HOSPITAL LABORATORY	23	29,069	3,672	11%	32,764
BRANDON REGIONAL HOSPITAL		29,018	3,745	11%	32,763
JUPITER MEDICAL CENTER LAB	84	28,915	2,812	9%	31,811
STS LAB 2 LLC	6	29,983	1,590	5%	31,579
GENESIS MEDICAL LABORATORY	425	25,787	4,644	15%	30,856
NIGHT LITE PEDIATRIC CENTER LLC		27,410	2,930	10%	30,340
JFK MEDICAL CENTER LAB	1	26,290	3,362	11%	29,653
AMELIA EARHART		25,630	3,964	13%	29,594
PALMETTO GENERAL HOSPITAL LAB	3	24,317	4,799	16%	29,119
WATSON CLINIC LLP		23,150	5,332	19%	28,482
HOLY CROSS HOSPITAL CLINICAL LAB	1	25,958	2,444	9%	28,403
AVENTUS BIO LABS	16	23,219	3,304	12%	26,539
MALABAR MEDICAL WALK IN CLINIC	1	22,042	4,357	17%	26,400
HEALTHLINK DIAGNOSTIC LABORATORIES	296	23,578	2,399	9%	26,273
INFINITY BIOLOGIX LLC (GINKO BIOWORKS)	105	24,633	1,144	4%	25,882
ACCESS DX LABORATORY	225	22,693	2,098	8%	25,016
MORTON PLANT HOSPITAL-ADLER INSTITUTE	26	21,407	2,588	11%	24,021

COVID-19: testing by laboratory

Data through Mar 29, 2021 verified as of Mar 30, 2021 at 09:25 AM

Data in this report are provisional and subject to change.

The numbers in the table below represent the number of Florida and non-Florida residents for whom test results were received by the Department of Health. A person can be tested by more than one laboratory and can have both positive and negative results. **Therefore, the sum of the numbers in each column will be larger than the total number of people tested.**

Reporting lab	Inconclusive	Negative	Positive	Percent positive	Total
PANCARE OF FLORIDA INC		20,759	2,512	11%	23,271
LAB DIAGNOSTICS LLC	393	17,345	5,341	23%	23,079
CLEVELAND CLINIC HOSPITAL LAB	4	20,636	2,413	10%	23,053
CLEVELAND CLINIC TRADITION HOSPITAL		21,320	1,589	7%	22,909
DRS CLACK SPENCER WHITE & MCCORMACK PA D/B/A		20,658	2,058	9%	22,716
SAINT MARY'S MEDICAL CENTER	25	20,241	2,284	10%	22,550
STATLAB_MOBILE	1	20,391	2,059	9%	22,451
UNITED CLINICAL LABORATORY LLC	3	19,554	2,560	12%	22,117
NAPLES COMMUNITY HOSPITAL	72	19,734	2,043	9%	21,849
PATIENTS FIRST LAKE ELLA MEDICAL CENTER PA		17,862	3,279	16%	21,141
BAYFRONT HEALTH - ST PETERSBURG	17	18,217	2,504	12%	20,738
ADVENT HEALTH - DAYTONA BEACH	32	18,890	1,711	8%	20,633
EXACT SCIENCES LABORATORIES		18,177	2,307	11%	20,484
OSCEOLA REGIONAL MEDICAL CENTER	1	17,132	2,380	12%	19,513
LEESBURG REGIONAL MEDICAL CENTER		16,822	2,305	12%	19,127
HOMESTEAD HOSPITAL CLINICAL LABORATORY	27	15,574	3,309	17%	18,910
MIAMI BEACH CONVENTION CENTER		17,286	1,163	6%	18,449
CLARITY LAB SOLUTIONS	97	16,382	1,966	11%	18,445
MEMORIAL HOSPITAL JACKSONVILLE	8	15,551	2,776	15%	18,335
NORTHWEST MEDICAL CENTER	1	15,891	2,201	12%	18,093
ORANGE PARK MEDICAL CENTER	9	14,799	2,698	15%	17,506
HEALTH CENTER AT SINAI RESIDENCES		16,930	506	3%	17,436
INDIAN RIVER PATHOLOGY LLC		16,078	1,281	7%	17,359
BIOCERNA LABS	461	14,582	2,112	12%	17,155
BETHESDA HOSPITAL EAST		15,531	1,550	9%	17,081
OAK HILL HOSPITAL		15,094	1,860	11%	16,954
DELRAY MEDICAL CENTER LAB	3	15,159	1,700	10%	16,862
VISTA CLINICAL DIAGNOSTICS	489	14,475	1,829	11%	16,793
ACCESS MEDICAL LABORATORIES	4	8,619	8,107	48%	16,730
LAWNWOOD REGIONAL MEDICAL CENTER	1	14,287	2,261	14%	16,549
MEMORIAL REGIONAL HOSPITAL CLINICAL LABORATORY	10	15,371	1,028	6%	16,409
WEST KENDALL BAPTIST HOSPITAL	13	13,254	3,025	19%	16,292
WELLINGTON REGIONAL MED CTR LAB	6	14,468	1,798	11%	16,272
FULGENT DIAGNOSTICS	171	14,901	990	6%	16,062
BAPTIST HEALTH - SOUTH		14,738	1,230	8%	15,968
THE HEALTHCARE DISTRICT OF PALM BEACH COUNTY	51	13,848	1,976	12%	15,875
LARGO MEDICAL CENTER		13,923	1,669	11%	15,592
ADVENTHEALTH CENTRA CARE LAKE BUENA VISTA		13,773	1,809	12%	15,582
WINTER HAVEN HOSPITAL CLINICAL LABORATORY	4	13,190	2,334	15%	15,528
BAPTIST HEALTHCARE - BAPTIST HOSPITAL	5	12,124	3,212	21%	15,341
LEE HEALTH - LEE MEMORIAL HOSPITAL		11,491	3,639	24%	15,130
UHEALTH CORAL GABLES/LENNAR MED CTR	44	14,101	982	6%	15,127
MOLECULAR INFECTIOUS DISEASES	535	13,985	555	4%	15,075
PRIVA PATH LABS	78	13,865	952	6%	14,895
NEMOURS CHILDRENS HOSPITAL	1	14,025	847	6%	14,873

COVID-19: testing by laboratory

Data through Mar 29, 2021 verified as of Mar 30, 2021 at 09:25 AM

Data in this report are provisional and subject to change.

The numbers in the table below represent the number of Florida and non-Florida residents for whom test results were received by the Department of Health. A person can be tested by more than one laboratory and can have both positive and negative results. **Therefore, the sum of the numbers in each column will be larger than the total number of people tested.**

Reporting lab	Inconclusive	Negative	Positive	Percent positive	Total
MEDRITE MEDICAL CARE, PC	6,839	7,324	702	5%	14,865
MEDICAL CENTER OF TRINITY CLINICAL LABORATORY	2	13,279	1,506	10%	14,787
WEST FLORIDA HOSPITAL LAB	1	11,701	3,049	21%	14,751
PALMS WEST HOSPITAL LAB	2	12,740	1,981	13%	14,723
NONA SCIENTIFIC	5	11,494	3,141	21%	14,640
SYNERGY DIAGNOSTIC LABORATORY	98	12,811	1,706	12%	14,615
CARDIOPATH	84	12,669	1,860	13%	14,613
INDIAN RIVER MEDICAL CENTER LAB		13,669	852	6%	14,521
WESTSIDE REGIONAL MED CTR	2	12,137	2,079	15%	14,218
GOOD SAMARITAN MEDICAL CENTER LAB	2	12,380	1,805	13%	14,187
LABS ASAP LLC		12,797	1,312	9%	14,109
MERCY HOSPITAL A CAMPUS OF PLANTATION GEN HOSP LAB	1	11,937	2,152	15%	14,090
REGIONAL MEDCIAL CENTER BAYONET POINT	2	12,718	1,081	8%	13,801
THE VILLAGES REGIONAL HOSPITAL		12,253	1,379	10%	13,632
NATIONWIDE LABORATORY SERVICES INC	462	11,526	1,581	12%	13,569
GULF COAST MEDICAL CENTER MICROLAB		10,656	2,849	21%	13,505
AVENTURA HOSPITAL LAB		10,594	2,442	19%	13,036
CORAL GABLES HOSPITAL CLINICAL LABORATORY		11,015	1,970	15%	12,985
ST ANTHONY'S HOSPITAL LAB	30	11,256	1,572	12%	12,858
CAPITAL REGIONAL MEDICAL CTR		10,373	2,398	19%	12,771
BAPTIST HEALTH SOUTH FLORIDA - WEST KENDALL URGENT CARE		10,628	2,061	16%	12,689
BLAKE MEDICAL CENTER		11,153	1,522	12%	12,675
HALIFAX MEDICAL CENTER LAB	38	10,765	1,838	15%	12,641
WEST BOCA MEDICAL CENTER LAB		11,677	932	7%	12,609
MANATEE MEMORIAL HOSPITAL		11,371	1,055	8%	12,426
LEE HEALTH - HEALTH PARK MEDICAL CENTER		10,398	1,939	16%	12,337
PRECISION HEALTH RESOURCES LLC		11,531	772	6%	12,303
GENOVA DIAGNOSTICS LABORATORY	66	11,068	1,084	9%	12,218
PALM BEACH GARDENS MEDICAL CTR LAB		10,963	1,190	10%	12,153
LAKE CITY HM		11,147	988	8%	12,135
FLORIDA LABORATORY ANALYSIS		10,625	1,501	12%	12,126
ST JOSEPHS HOSPITAL	18	10,380	1,694	14%	12,092
BINAXNOW	9	9,178	2,871	24%	12,058
PWN HEALTH	17	9,879	2,075	17%	11,971
FLORIDA HOSPITAL WATERMAN LABORATORY	70	10,997	862	7%	11,929
PATHNOSTICS	41	9,421	2,407	20%	11,869
ST MARKS HOSPITAL LABORATORY B	78	10,627	1,002	9%	11,707
LARKIN COMMUNITY HOSPITAL	10	10,171	1,518	13%	11,699
FLORIDA HOSPITAL HEARTLAND MED CTR CLINICAL LAB	33	10,106	1,457	13%	11,596
LAKE CITY MEDICAL CENTER		9,275	2,228	19%	11,503
COAST DIAGNOSTICS LLC	45	10,212	1,241	11%	11,498
PLANTATION GENERAL HOSPITAL		9,736	1,754	15%	11,490
PHYSICIANS REGIONAL MEDICAL CENTER - PINE RIDGE RD	1	10,067	1,170	10%	11,238
VIKOR SCIENTIFIC	49	9,359	1,826	16%	11,234
MEASE COUNTRYSIDE LAB	14	9,945	1,248	11%	11,207
FLORIDA MEDICAL CENTER - A CAMPUS OF NORTH SHORE	2	9,747	1,328	12%	11,077
EXPRESS GENE MOLECULAR DIAGNOSTICS LABORATORY		9,559	1,483	13%	11,042

COVID-19: testing by laboratory

Data through Mar 29, 2021 verified as of Mar 30, 2021 at 09:25 AM

Data in this report are provisional and subject to change.

The numbers in the table below represent the number of Florida and non-Florida residents for whom test results were received by the Department of Health. A person can be tested by more than one laboratory and can have both positive and negative results. **Therefore, the sum of the numbers in each column will be larger than the total number of people tested.**

Reporting lab	Inconclusive	Negative	Positive	Percent positive	Total
ADVENT HEALTH - WESLEY CHAPEL	14	9,909	1,020	9%	10,943
CENTRAL FLORIDA REGIONAL HOSPITAL		9,741	1,135	10%	10,876
AMERICAN FAMILY CARE	1	6,403	4,448	41%	10,852
CernerELR_Advent		9,468	1,364	13%	10,832
DOCTORS HOSPITAL	7	9,082	1,725	16%	10,814
NORTHSIDE HOSPITAL AND HEART INSTITUTE		9,610	1,061	10%	10,671
ADVENTHEALTH CENTRA CARE WATERFORD LAKES		8,941	1,724	16%	10,665
LEON MEDICAL CENTERS LLC		8,347	2,160	21%	10,507
CORAL SPRINGS MED CTR		9,434	1,013	10%	10,447
LARKIN COMMUNITY HOSPITAL INC DBA CARDIOTROPIC		6,819	3,620	35%	10,439
JOHNS HOPKINS ALL CHILDREN'S HOSPITAL		9,748	670	6%	10,418
NCF DIAGNOSTICS & DNA TECHNOLOGIES LAB	164	9,720	518	5%	10,402
SARKIS CLINICAL TRIALS	25	9,083	1,290	12%	10,398
FLORIDA HOSPITAL DELAND	10	9,106	1,252	12%	10,368
LABSTAT LLC	14	9,621	459	5%	10,094
BAPTIST HEALTH SOUTH FLORIDA - COUNTRY WALK URGENT CARE		8,286	1,752	17%	10,038
HEALTHQUEST ESOTERICS		8,519	1,503	15%	10,022
WEST PALM HOSPITAL LAB		9,132	763	8%	9,895
SRQ DRIVE THROUGH☐		8,944	905	9%	9,849
AVECINA MEDICAL	4	6,204	3,640	37%	9,848
ADVENTHEALTH CENTRA CARE ST CLOUD	1	8,478	1,348	14%	9,827
P4 CLINICAL, LLC	204	8,598	961	10%	9,763
AVECINA	20	9,006	704	7%	9,730
PALM BEACH BALL PARK		8,607	1,026	11%	9,633
BOSTON HEART DIAGNOSTICS CORP		8,362	1,203	13%	9,565
MEDARBOR DIAGNOSTICS	1	8,406	1,141	12%	9,548
SYNERGY LABORATORIES	32	8,368	1,137	12%	9,537
OCALA REGIONAL MEDICAL CENTER		8,314	1,214	13%	9,528
BROWARD HEALTH NORTH CLINICAL LABORATORY		8,392	1,058	11%	9,450
NORTH SHORE MEDICAL CENTER		7,777	1,566	17%	9,343
FLORIDA HOSPITAL FLAGLER	29	8,390	868	9%	9,287
H LEE MOFFITT CANCER CENTER LABORATORY	2	8,936	241	3%	9,179
FLORIDA HOSPITAL ZEPHYRHILLS	10	8,138	1,015	11%	9,163
LEE HEALTH - GULF COAST MEDICAL CENTER	2	7,404	1,749	19%	9,155
FLORIDA HOSPITAL OF CARROLLWOOD	23	7,811	1,271	14%	9,105
CERNERELR_BAYCARE	43	8,320	616	7%	8,979
INFORM DIAGNOSTICS, INC		8,472	506	6%	8,978
SANTA ROSA MEDICAL CENTER	2	7,401	1,474	17%	8,877
GENE BY GENE, GENOMICS RESEARCH CENTER LAB	44	8,217	566	6%	8,827
BAPTIST HEALTH - BEACHES		8,085	656	8%	8,741
CLEVELAND CLINIC MARTIN SOUTH HOSPITAL	1	7,638	924	11%	8,563
BAPTIST HEALTH SOUTH FLORIDA - MIAMI LAKES URGENT CARE		6,715	1,825	21%	8,540
SOUTH BAY HOSPITAL CLINICAL LAB	1	7,624	896	11%	8,521
ANNE BATES LEACH EYE HOSPITAL/ ABLEH MICROBIOLOGY LABORATORY	9	8,360	119	1%	8,488
BAYCARE COMMUNITY HEALTH		8,231	196	2%	8,427
MEMORIAL HOSPITAL WEST LABORATORY SERVICES	14	7,643	760	9%	8,417
ADVENTHEALTH CENTRA CARE UNIVERSITY	1	7,454	950	11%	8,405

COVID-19: testing by laboratory

Data through Mar 29, 2021 verified as of Mar 30, 2021 at 09:25 AM

Data in this report are provisional and subject to change.

The numbers in the table below represent the number of Florida and non-Florida residents for whom test results were received by the Department of Health. A person can be tested by more than one laboratory and can have both positive and negative results. **Therefore, the sum of the numbers in each column will be larger than the total number of people tested.**

Reporting lab	Inconclusive	Negative	Positive	Percent positive	Total
ADVENTHEALTH CENTRA CARE CLERMONT		7,263	1,139	14%	8,402
AVECINA MEDICAL OAKLEAF	3	6,977	1,330	16%	8,310
POINCIANA MEDICAL CENTER		6,537	1,763	21%	8,300
CLEVELAND CLINIC MARTIN NORTH HOSPITAL		7,368	918	11%	8,286
MEMORIAL HOSPITAL MICRO		7,693	546	7%	8,239
CERNERELR_BAPTISTMIAMI	31	7,313	862	11%	8,206
ADVENTHEALTH CENTRA CARE WINTER PARK		7,323	833	10%	8,156
ADVENTHEALTH CENTRA CARE WINTER GARDEN	1	7,231	918	11%	8,150
NCH DOWNTOWN NAPLES HOSPITAL	15	7,403	670	8%	8,088
WEST MARION COMMUINITY HOSPITAL LAB		6,735	1,324	16%	8,059
ISPM LABS, LLC DBA CAPSTONE DIAGNOSTICS, LLC		7,656	393	5%	8,049
ST LUCIE MEDICAL CENTER		6,500	1,513	19%	8,013
INDIAN RIVER MEDICAL CENTER		7,044	968	12%	8,012
FLORIDA HOSPITAL Ocala		6,941	964	12%	7,905
KD MEDICAL CHOICE LLC	5	7,086	733	9%	7,824
LAKEWOOD RANCH MEDICAL CENTER		7,194	606	8%	7,800
ADVENTHEALTH CENTRA CARE LAKELAND	1	6,749	1,023	13%	7,773
FLORIDA HOSPITAL FISH MEMORIAL	19	6,551	1,147	15%	7,717
MORTON PLANT-MEASE	5	6,908	735	10%	7,648
ARCPPOINT LABS OF FORT MYERS	4	6,667	911	12%	7,582
NCH NORTH NAPLES HOSPITAL LAB	15	6,733	830	11%	7,578
ATLANTIS URGENT CARE	12	5,862	1,659	22%	7,533
ADVENTHEALTH CENTRA CARE LEE ROAD		6,755	776	10%	7,531
FAU		6,900	539	7%	7,439
BAPTIST HEALTH SOUTH FLORIDA - WESTCHESTER URGENT CARE		6,094	1,317	18%	7,411
NCH NORTH NAPLES HOSPITAL	8	6,621	730	10%	7,359
ADVENTHEALTH CENTRA CARE DR PHILLIPS		6,627	697	10%	7,324
ADVENTHEALTH CENTRA CARE HUNTERS CREEK	3	6,310	959	13%	7,272
HIALEAH HOSPITAL	4	5,624	1,575	22%	7,203
BAYFRONT HEALTH - PORT CHARLOTTE		6,589	551	8%	7,140
ADVENTHEALTH CENTRA CARE SANFORD		6,266	845	12%	7,111
QDX PATHOLOGY SERVICES	2	6,675	401	6%	7,078
BAPTIST HEALTH SOUTH FLORIDA - DORAL URGENT CARE		5,676	1,377	20%	7,053
OVIEDO MEDICAL CENTER		6,240	707	10%	6,947
ADVENTHEALTH CENTRA CARE LAKE MARY	2	6,049	891	13%	6,942
AVERO DIAGNOSTICS - IRVING	11	6,408	472	7%	6,891
BAPTIST HEALTH - NASSAU		6,529	358	5%	6,887
ADVENTHEALTH CENTRA CARE MOUNT DORA		5,803	1,070	16%	6,873
HOLIDAY CVS LLC		6,504	364	5%	6,868
ADVENTHEALTH CENTRA CARE APOPKA	1	5,890	968	14%	6,859
LUMINUS DIAGNOSTICS		6,278	556	8%	6,834
MEDEXPRESS URGENT CARE	2	4,650	2,121	31%	6,773
ADVENTHEALTH CENTRA CARE KISSIMMEE		6,089	663	10%	6,752
LEE DAVIS COMMUNITY RESOURCE CENTER		5,846	888	13%	6,734
MEDEXPRESS URGENT CARE OF BOYNTON BEACH LLC		6,207	523	8%	6,730
ADVENTIST HEALTH SYSTEMS, SUNBELT INC		5,847	873	13%	6,720
COMMUNITY HEALTH CENTERS OF PINELLAS INC		5,371	1,340	20%	6,711

COVID-19: testing by laboratory

Data through Mar 29, 2021 verified as of Mar 30, 2021 at 09:25 AM

Data in this report are provisional and subject to change.

The numbers in the table below represent the number of Florida and non-Florida residents for whom test results were received by the Department of Health. A person can be tested by more than one laboratory and can have both positive and negative results. **Therefore, the sum of the numbers in each column will be larger than the total number of people tested.**

Reporting lab	Inconclusive	Negative	Positive	Percent positive	Total
IMPERIAL POINT MEDICAL CENTER		6,125	574	9%	6,699
UNKNOWN	4	3,485	3,186	48%	6,675
VISTA CLINICAL	8	3,880	2,716	41%	6,604
ST PETERSBURG GENERAL HOSPITAL		5,567	972	15%	6,539
SUNCOAST PATHOLOGY ASSOCIATES		5,888	552	9%	6,440
ST JOSEPHS NORTH HOSPITAL LAB	7	5,502	924	14%	6,433
EMPIRE CITY LABORATORIES INC	79	5,462	892	14%	6,433
SOLARIS DIAGNOSTICS	10	5,817	580	9%	6,407
EGLIN AIR FORCE BASE	14	4,750	1,640	26%	6,404
LEE HEALTH CONVENIENT CARE - PAGE FIELD		5,672	730	11%	6,402
EMERALD COAST URGENT CARE		4,891	1,467	23%	6,358
ADVENTHEALTH CENTRA CARE ALTAMONTE		5,559	785	12%	6,344
FORT WALTON BEACH MEDICAL CENTER		5,403	902	14%	6,305
CLINICAL REFERENCE LABORATORY	2	5,980	315	5%	6,297
DYNIX DIAGNOSTIX		5,705	574	9%	6,279
PARAMOUNT URGENT CARE	2	3,258	2,993	48%	6,253
MEDEXPRESS URGENT CARE HUDSON		5,378	850	14%	6,228
FLORIDA HOSPITAL NORTH PINELLAS	11	5,553	489	8%	6,053
ACUTIS DIAGNOSTICS	25	4,973	1,050	17%	6,048
ADVENTHEALTH CENTRA CARE AZALEA PARK		5,146	844	14%	5,990
AHCC WESLEY CHAPEL		5,317	663	11%	5,980
BAPTIST HEALTH SOUTH FLORIDA - PEMBROKE PINES URGENT CARE		4,938	1,000	17%	5,938
NORTHWEST FLORIDA COMMUNITY HOSPITAL	44	4,434	1,435	24%	5,913
BAYFRONT HEALTH - VENICE REGIONAL MEDICAL	1	5,374	537	9%	5,912
MICROGEN DX	4	5,184	705	12%	5,893
ADVENTHEALTH EXPRESS CARE		4,842	1,030	18%	5,872
ADVENTHEALTH CENTRA CARE OVIEDO		5,006	835	14%	5,841
ANGEL KIDS PEDIATRICS		5,442	316	5%	5,758
URGENT CARE OF THE PALM BEACHES		4,825	925	16%	5,750
FLORIDA COMMUNITY HEALTH CENTER		4,569	1,153	20%	5,722
ADVENT HEALTH - HEART OF FLORIDA ER	1	4,932	769	13%	5,702
PUTNAM COMMUNITY MEDICAL CENTER		4,951	703	12%	5,654
SOUTH FLORIDA BAPTIST HOSPITAL MICRO	4	4,716	934	17%	5,654
MINUTECLINIC		4,842	805	14%	5,647
PRO CLINIC		4,569	1,076	19%	5,645
DOCTORS URGENT CARE LLC	1	4,588	1,042	19%	5,631
SUNRISE MEDICAL LABORATORIES	2	5,151	387	7%	5,540
COASTAL MED URGENT CARE		4,021	1,509	27%	5,530
MINUTECLINIC LLC #3703		4,538	990	18%	5,528
ADVENTHEALTH CENTRA CARE LONGWOOD		4,808	668	12%	5,476
MINUTECLINIC LLC		4,674	800	15%	5,474
TROPICANA FIELD - LOT 2	19	4,935	491	9%	5,445
ADVENTHEALTH CENTRA CARE SOUTH ORANGE		4,638	758	14%	5,396
MEDICAL DNA LABS LLC	3	4,898	472	9%	5,373
ADVENTHEALTH CENTRA CARE ORANGE LAKE		4,746	619	12%	5,365
HEALTH FIRST ADVENTHEALTH CENTRA CARE - TITUSVILLE		4,526	811	15%	5,337
FLORIDA FAMILY LABORATORY, INC DBA	44	4,822	427	8%	5,293

COVID-19: testing by laboratory

Data through Mar 29, 2021 verified as of Mar 30, 2021 at 09:25 AM

Data in this report are provisional and subject to change.

The numbers in the table below represent the number of Florida and non-Florida residents for whom test results were received by the Department of Health. A person can be tested by more than one laboratory and can have both positive and negative results. **Therefore, the sum of the numbers in each column will be larger than the total number of people tested.**

Reporting lab	Inconclusive	Negative	Positive	Percent positive	Total
LABORATORY OF FLORIDA LLC	41	4,827	423	8%	5,291
DOCTORS URGENT CARE OF LUTZ LLC	1	4,253	1,023	19%	5,277
UNIVERSITY HOSPITAL AND MEDICAL CENTER		4,025	1,241	24%	5,266
BAPTIST HEALTH SOUTH FLORIDA - CORAL SPRINGS URGENT CARE		4,513	753	14%	5,266
ADVENTHEALTH CENTRA CARE PORT ORANGE		4,424	835	16%	5,259
MARTIN HOSPITAL SOUTH LAB		4,966	290	6%	5,256
ESCAMBIA COMMUNITY CLINICS INC	8	3,965	1,274	24%	5,247
MINUTECLINIC LLC #1067		4,532	701	13%	5,233
MEDEXPRESS URGENT CARE - ROYAL PALM BEACH		4,662	558	11%	5,220
BAPTIST HEALTH - NORTH		4,108	1,089	21%	5,197
URGENT CARE CURE	2	4,468	725	14%	5,195
ADVENTHEALTH CENTRA CARE SAND LAKE		4,622	542	10%	5,164
PALMS OF PASADENA HOSPITAL		4,605	547	11%	5,152
MEDEXPRESS URGENT CARE - ESTERO		4,621	525	10%	5,146
MEDCOMP SCIENCES LLC	120	3,057	1,965	38%	5,142
MINUTECLINIC LLC #8396		4,355	749	15%	5,104
TRINITY SPRINGS		4,372	729	14%	5,101
ADVENTHEALTH CENTRA CARE LEESBURG		4,149	928	18%	5,077
MEDEXPRESS URGENT CARE - GOLDEN GATE		4,482	578	11%	5,060
THE CENTER FOR URGENT CARE	3	4,219	823	16%	5,045
BAPTIST HEALTH SOUTH FLORIDA - KENDALE LAKES URGENT CARE		4,060	973	19%	5,033
WESTCHESTER HOSPITAL	23	4,070	923	18%	5,016
BAPTIST HEALTH SOUTH FLORIDA - TAMiami TRAIL URGENT CARE		4,038	970	19%	5,008
DOCTORS HOSPITAL OF SARASOTA CLINICAL LABORATORY		4,365	629	13%	4,994
HEALTH FIRST ADVENTHEALTH CENTRA CARE GATEWAY	1	4,477	498	10%	4,976
MEDEXPRESS URGENT CARE PALM BEACH GARDENS		4,524	437	9%	4,961
TALLAHASSEE PRIMARY CARE ASSOCIATES		4,320	592	12%	4,912
HOLMES REG MED CENTER CLINICAL LAB		4,308	587	12%	4,895
PEDIATRIC HEALTH CARE ALLIANCE PA		4,474	410	8%	4,884
RAULERSON HOSPITAL		4,049	810	17%	4,859
WELLINGTON REGIONAL MEDICAL CENTER		4,439	386	8%	4,825
BAPTIST HEALTH SOUTH FLORIDA - CORAL GABLES (UNIVERSITY) URGENT CARE		4,096	660	14%	4,756
BAPTIST HEALTH SOUTH FLORIDA - PINECREST URGENT CARE		4,071	663	14%	4,734
SPORTS DRUG TESTING LABORATORY	78	4,503	140	3%	4,721
ALTRU DIAGNOSTICS INC	2	4,545	169	4%	4,716
BAPTIST HEALTH SOUTH FLORIDA - CORAL GABLES URGENT CARE		3,914	791	17%	4,705
PARAMOUNT URGENT CARE - WINDERMERE	2	3,092	1,601	34%	4,695
NIGHT LITE PEDIATRICS	4	3,343	1,257	27%	4,604
MEDEXPRESS URGENT CARE - LAKELAND		4,038	553	12%	4,591
PREMIER MEDICAL	2	4,492	94	2%	4,588
MEASE DUNEDIN HOSPITAL	5	4,082	474	10%	4,561
BAYFRONT HEALTH - SEVEN RIVERS		4,165	393	9%	4,558
BAPTIST HEALTH SOUTH FLORIDA - PALMETTO BAY URGENT CARE		3,826	724	16%	4,550
BETHESDA HOSPITAL WEST		4,045	462	10%	4,507
MOFFITT CANCER CENTER	6	4,398	97	2%	4,501
ASCENSION SACRED HEART - EMERALD COAST		3,745	740	16%	4,485
MINUTECLINIC LLC # 0709		3,730	675	15%	4,405

COVID-19: testing by laboratory

Data through Mar 29, 2021 verified as of Mar 30, 2021 at 09:25 AM

Data in this report are provisional and subject to change.

The numbers in the table below represent the number of Florida and non-Florida residents for whom test results were received by the Department of Health. A person can be tested by more than one laboratory and can have both positive and negative results. **Therefore, the sum of the numbers in each column will be larger than the total number of people tested.**

Reporting lab	Inconclusive	Negative	Positive	Percent positive	Total
VENTURE MEDICAL OF FLORIDA LLC		4,046	331	8%	4,377
BAYFRONT HEALTH - BROOKSVILLE		3,879	487	11%	4,366
MINUTE CLINIC LLC		3,755	555	13%	4,310
ADVENTHEALTH PROMPT CARE	2	3,120	1,171	27%	4,293
PALMS MEDICAL GROUP	5	2,966	1,301	30%	4,272
PREMIER URGENT CARE OF BREVARD LLC	4	3,736	528	12%	4,268
ADVENTHEALTH CENTRA CARE COLONIAL TOWN	2	3,798	448	11%	4,248
TWIN CITIES HOSPITAL	1	3,730	513	12%	4,244
US BIOTEK LABORATORIES	15	3,822	368	9%	4,205
MEMORIAL HOSPITAL- MIRAMAR	12	3,874	317	8%	4,203
BAYA PHARMACY & URGENT CARE		3,074	1,098	26%	4,172
GENESIS DIAGNOSTICS		3,926	244	6%	4,170
PHARMCO RX	2	3,898	265	6%	4,165
DESOTO MEMORIAL HOSPITAL	3	3,401	740	18%	4,144
BAYFRONT HEALTH - PUNTA GORDA		3,831	306	7%	4,137
AMELIA URGENT CARE		2,518	1,612	39%	4,130
DOCTORS TEST CENTERS		3,642	464	11%	4,106
ENGLEWOOD COMMUNITY HOSPITAL		3,737	361	9%	4,098
ACCU REFERENCE MEDICAL LAB	9	3,275	787	19%	4,071
NIGHT LITE PEDIATRICS URGENT CARE	1	3,417	649	16%	4,067
ADVENTHEALTH CENTRA CARE		3,561	442	11%	4,003
BAYFRONT HEALTH - SPRING HILL		3,668	335	8%	4,003
LAKE SIDE MEDICAL CENTER		3,123	808	21%	3,931
ADVENTIST HEALTH SYSTEMS SUNBELT IN DBA		3,484	445	11%	3,929
MEDEXPRESS URGENT CARE CAPE CORAL		3,347	545	14%	3,892
QUICK CARE MED PL	2	3,209	659	17%	3,870
MC DIAGNOSTIC OF CONNECTICUT, PC #2220		3,246	522	14%	3,768
BAPTIST HEALTH SOUTH FLORIDA - DAVIE URGENT CARE		3,088	663	18%	3,751
MINUTECLINIC LLC #3463		3,146	595	16%	3,741
SIPARADIGM LLC	54	3,431	256	7%	3,741
MINUTECLINIC LLC #3631		3,166	563	15%	3,729
MINUTECLINIC LLC 5852		3,146	529	14%	3,675
BAPTIST HEALTH SOUTH FLORIDA - WESTON URGENT CARE		3,159	457	13%	3,616
CLARITY LAB SOLUTIONS LLC		3,608	4	0%	3,612
MINUTECLINIC LLC #5253		2,993	596	17%	3,589
MINUTECLINIC LLC #5249		2,902	681	19%	3,583
MEDEXPRESS URGENT CARE LEHIGH ACRES		3,073	473	13%	3,546
HIGHLANDS REGIONAL MEDICAL CENTER		2,769	763	22%	3,532
PROHEALTH	3	1,953	1,575	45%	3,531
HEALTH FIRST ADVENTHEALTH CENTRA CARE COCOA		3,152	341	10%	3,493
BARTOW REGIONAL MEDICAL CENTER	1	2,944	543	16%	3,488
MINUTECLINIC LLC #5190		2,827	608	18%	3,435
VERILY LIFE SCIENCES	1	3,383	46	1%	3,430
PRECISION HEALTH SOLUTIONS		3,252	172	5%	3,424
MIDWAY SPECIALTY CARE CENTER DIAGNOSTICS	38	3,144	238	7%	3,420
IMMOKALEE CHD		3,155	234	7%	3,389
BRASHEAR'S VITAL CARE CORP		2,670	704	21%	3,374

COVID-19: testing by laboratory

Data through Mar 29, 2021 verified as of Mar 30, 2021 at 09:25 AM

Data in this report are provisional and subject to change.

The numbers in the table below represent the number of Florida and non-Florida residents for whom test results were received by the Department of Health. A person can be tested by more than one laboratory and can have both positive and negative results. **Therefore, the sum of the numbers in each column will be larger than the total number of people tested.**

Reporting lab	Inconclusive	Negative	Positive	Percent positive	Total
BAPTIST HEALTH URGENT CARE AT SAWGRASS		2,799	565	17%	3,364
BAPTIST HEALTH SOUTH FLORIDA - BRICKELL URGENT CARE		2,779	576	17%	3,355
CARENOW URGENT CARE		2,068	1,277	38%	3,345
MINUTECLINIC LLC #5854		2,785	542	16%	3,327
HEALTH FIRST ADVENTHEALTH CENTRA CARE MALABAR		2,988	320	10%	3,308
ADVENTHEALTH CENTRA CARE KIDS LAKE MARY		3,043	244	7%	3,287
PARAMOUNT URGENT CARE INC		1,259	2,022	62%	3,281
ADVENT HEALTH - NEW SMYRNA		2,673	601	18%	3,274
ADVENTHEALTH CENTRA CARE WINTER HAVEN	1	2,423	850	26%	3,274
MEDEXPRESS URGENT CARE - DELAND		2,910	350	11%	3,260
ADVENT HEALTH CENTRA CARE -WINTER PARK KIDS URGENT CARE	4	2,940	270	8%	3,214
SELECT LABORATORIES - MARION COUNTY, FL LLC	5	2,866	307	10%	3,178
LOWER KEYS MEDICAL CENTER		2,886	288	9%	3,174
HOLIDAY CVS LLC DBA CVS PHARMACY #5154		3,076	89	3%	3,165
WALGREEN CO	2	2,805	352	11%	3,159
MINUTECLINIC LLC #4415		2,662	482	15%	3,144
MINUTECLINIC LLC #3662		2,666	468	15%	3,134
MEDONE PLLC		2,384	746	24%	3,130
PRIMEHEALTH URGENT CARE INC		2,661	456	15%	3,117
BAYFRONTVENICEREGIONAL		3,016	96	3%	3,112
MEDEXPRESS URGENT CARE - VERO BEACH		2,687	402	13%	3,089
PARAMOUNT URGENT CARE - ORLANDO		2,100	957	31%	3,057
MINUTECLINIC LLC #7886		2,653	395	13%	3,048
BMCT Molecular Diagnostics Subsection		2,535	506	17%	3,041
MEMORIAL HOSPITAL PEMBROKE	3	2,688	348	11%	3,039
MINUTECLINIC LLC #5214		2,592	427	14%	3,019
MINUTECLINIC LLC #7887		2,627	381	13%	3,008
BAPTIST HEALTH EMERGENCY CENTER COUNTRY WALK	1	2,547	459	15%	3,007
MEDIPATH LLC		2,603	397	13%	3,000
MARINERS HOSPITAL	1	2,711	286	10%	2,998
MINUTECLINIC LLC #1771		2,533	462	15%	2,995
MINUTECLINIC, LLC #4015		2,357	631	21%	2,988
MINUTECLINIC LLC # 3930		2,590	397	13%	2,987
BAPTIST HEALTH - CLAY		2,590	397	13%	2,987
MINUTECLINIC LLC #4458		2,462	504	17%	2,966
VETERANS AFFAIRS MEDICAL CENTER - ORLANDO	1	1,343	1,613	55%	2,957
MINUTECLINIC LLC # 0514		2,590	362	12%	2,952
ACCESS POINT HEALTHCARE URGENT & PRIMARY CARE	2	2,252	681	23%	2,935
MINUTECLINIC LLC #3814		2,482	444	15%	2,926
EXACT SCIENCES LABORATORIES, LLC		2,659	259	9%	2,918
GESSLER CLINIC	2	1,998	918	31%	2,918
MINUTECLINIC LLC #7225		2,493	417	14%	2,910
MARION E FETHER MEDICAL CENTER, THE		2,661	244	8%	2,905
STONE CLINICAL LABORATORIES		2,790	96	3%	2,886
WALGREENS ORLANDO	3	2,538	340	12%	2,881
MINUTECLINIC LLC # 3686		2,465	398	14%	2,863
BLUE MED CONSULTANTS		2,753	108	4%	2,861

COVID-19: testing by laboratory

Data through Mar 29, 2021 verified as of Mar 30, 2021 at 09:25 AM

Data in this report are provisional and subject to change.

The numbers in the table below represent the number of Florida and non-Florida residents for whom test results were received by the Department of Health. A person can be tested by more than one laboratory and can have both positive and negative results. **Therefore, the sum of the numbers in each column will be larger than the total number of people tested.**

Reporting lab	Inconclusive	Negative	Positive	Percent positive	Total
NXGEN MDX LLC	5	2,549	307	11%	2,861
PARAMOUNT URGENT CARE - OVIEDO		1,983	865	30%	2,848
SCION LAB SERVICES LLC	26	2,599	208	7%	2,833
PHYSICIANS REGIONAL MEDICAL CENTER - COLLIER BLVD	1	2,047	780	28%	2,828
KEYS AHEC SCHOOL MEDICAL CLINIC	15	2,686	126	4%	2,827
MINUTECLINIC LLC #3257		2,360	462	16%	2,822
MINUTECLINIC LLC #1055		2,299	519	18%	2,818
ADVENTHEALTH CENTRA CARE CONWAY		2,401	413	15%	2,814
MINUTECLINIC, LLC #3204		2,351	459	16%	2,810
CAREFAST+	1	2,065	740	26%	2,806
MEDEXPRESS FORT MYERS		2,455	349	12%	2,804
MEDEXPRESS URGENT CARE CORAL SPRINGS		2,512	291	10%	2,803
CELESTA MEDICAL SERVICES LLC DBA - AMERICAN RESEARCH LABS		2,544	236	8%	2,780
MINUTECLINIC LLC #3003		2,254	522	19%	2,776
MINUTECLINIC LLC #3291		2,380	365	13%	2,745
CITRUS MEMORIAL HOSPITAL LABORATORY		2,251	490	18%	2,741
BAPTIST HEALTHCARE - GULF BREEZE HOSPITAL	3	2,266	463	17%	2,732
SACRED HEART HEALTH SYSTEM, INC	1	1,853	870	32%	2,724
GENOSUR LLC	5	2,686	24	1%	2,715
MINUTECLINIC LLC #7973		2,367	347	13%	2,714
BAPTIST HEALTH - OAKLEAF		2,260	444	16%	2,704
MINUTECLINIC LLC #3705		2,365	327	12%	2,692
AFC PHYSICIANS OF FLORIDA		2,075	612	23%	2,687
MINUTECLINIC LLC # 7933		2,368	301	11%	2,669
MINUTECLINIC, LLC #5817		2,207	457	17%	2,664
MINUTECLINIC LLC #3748		2,153	491	19%	2,644
MINUTECLINIC LLC #3255		2,326	313	12%	2,639
EMERALD COAST URGENT CARE, LLC	1	1,970	660	25%	2,631
MINUTECLINIC LLC # 3579		2,182	443	17%	2,625
MINUTECLINIC LLC #7173		2,263	329	13%	2,592
MEDEXPRESS URGENT CARE - CLEWISTON		2,164	426	16%	2,590
BAY MEDICAL CENTER SACRED HEART HEALTH SYSTEM		2,009	581	22%	2,590
MINUTECLINIC LLC #5924		2,203	380	15%	2,583
ADVENT HEALTH - OCALA		2,124	447	17%	2,571
MINUTECLINIC, LLC (CLINIC 10699)		2,234	326	13%	2,560
MINUTECLINIC LLC #5216		2,191	360	14%	2,551
BAPTIST HEALTH SOUTH FLORIDA - MIAMI BEACH URGENT CARE		2,180	369	14%	2,549
MINUTECLINIC LLC #3654		2,101	427	17%	2,528
STEWART ROCKLEDGE HOSPITAL	1	2,206	314	12%	2,521
MEDIQUICK URGENT CARE CENTERS INC		1,867	644	26%	2,511
MINUTECLINIC LLC #4612		2,036	466	19%	2,502
ADVENT HEALTH - DADE CITY		2,179	303	12%	2,482
MINUTECLINIC LLC #4024		2,158	315	13%	2,473
MEDEXPRESS URGENT CARE BOCA RATON		2,240	229	9%	2,469
EMERALD COAST URGENT CARE LLC		1,804	654	27%	2,458
DONALD W ROBERTSON DO PA		1,923	532	22%	2,455
DR G'S URGENT CARE		2,131	322	13%	2,453

COVID-19: testing by laboratory

Data through Mar 29, 2021 verified as of Mar 30, 2021 at 09:25 AM

Data in this report are provisional and subject to change.

The numbers in the table below represent the number of Florida and non-Florida residents for whom test results were received by the Department of Health. A person can be tested by more than one laboratory and can have both positive and negative results. **Therefore, the sum of the numbers in each column will be larger than the total number of people tested.**

Reporting lab	Inconclusive	Negative	Positive	Percent positive	Total
PHYSICIANS PRIMARY CARE	2	2,210	240	10%	2,452
PATIENTS FIRST - THOMASVILLE ROAD		2,171	269	11%	2,440
AFC PHYSICIANS OF FLORIDA PA		1,919	515	21%	2,434
MINUTECLINIC LLC #3285		2,101	321	13%	2,422
COMMUNITY HEALTH NORTHWEST FLORIDA	4	1,856	553	23%	2,413
PHYSICIANS STAT LAB	3	1,070	1,334	55%	2,407
MINUTECLINIC LLC #1807		2,024	376	16%	2,400
MINUTECLINIC LLC #5069		1,999	389	16%	2,388
MINUTECLINIC LLC #3648		1,948	439	18%	2,387
JUPITER MEDICAL CENTER URGENT CARE		1,853	534	22%	2,387
CHARLES AIESI CONSULTING INC	12	2,103	267	11%	2,382
EMERGENCY PHYSICIANS MEDICAL CENTER		1,291	1,090	46%	2,381
WHOLE FAMILY HEALTH CENTER INC		1,964	405	17%	2,369
MINUTECLINIC LLC #3635		2,050	307	13%	2,357
FLORIDA MEDICAL CLINIC	3	1,073	1,278	54%	2,354
MINUTECLINIC LLC #4201		2,045	297	13%	2,342
AMELIA EXPRESS CARE LLC	10	2,010	318	14%	2,338
MINUTECLINIC LLC #476		2,024	301	13%	2,325
TAMPA COMMUNITY HOSPITAL		1,995	329	14%	2,324
PARRISH MEDICAL CENTER	1	2,038	282	12%	2,321
HEALTH CARE DISTRICT OF PALM BEACH COUNTY	1	2,106	211	9%	2,318
PHYSICIAN ASSOCIATES		2,069	240	10%	2,309
LEE HEALTH - COCONUT POINT CLINICAL LAB	2	1,872	433	19%	2,307
BOND URGENT CARE LLC		1,736	566	25%	2,302
MINUTECLINIC LLC #6007		1,979	316	14%	2,295
ASCENSION SACRED HEART - GULF		1,750	530	23%	2,280
MINUTECLINIC LLC #1821		2,055	225	10%	2,280
MINUTECLINIC LLC #1350		2,002	277	12%	2,279
MINUTECLINIC LLC #8381		1,939	299	13%	2,238
CORE DIAGNOSTIC LABORATORIES LLC	17	1,897	323	14%	2,237
PRIMEHEALTH URGENT CARE	1	1,865	361	16%	2,227
ASSOCIATED PATHOLOGISTS, LLC	3	1,834	387	17%	2,224
LAKE WALES MEDICAL CENTER INC		1,951	273	12%	2,224
VA PAIN CLINIC	4	2,130	82	4%	2,216
LAKELAND REGIONAL HEALTH PABLO		1,929	266	12%	2,195
VITRO MOLECULAR LABORATORIES	50	1,990	155	7%	2,195
UNIVERSITY OF NORTH FLORIDA STUDENT HEALTH		2,120	72	3%	2,192
INTELEX LABS, LLC		2,112	71	3%	2,183
JACKSON HOSPITAL CLINICAL LABORATORY		1,877	305	14%	2,182
NCHMD INC		1,833	338	16%	2,171
FLOWERS HOSPITAL		1,947	190	9%	2,137
MINUTECLINIC, LLC # 4469		1,862	272	13%	2,134
MINUTECLINIC LLC #5157		1,848	276	13%	2,124
MINI ER WATERFORD LAKES, THE		1,826	295	14%	2,121
MEDEXPRESS PORT CHARLOTTE		1,890	209	10%	2,099
MINUTECLINIC LLC #1815		1,821	228	11%	2,049
PENSACOLA PEDIATRICS PA	1	1,868	173	8%	2,042

COVID-19: testing by laboratory

Data through Mar 29, 2021 verified as of Mar 30, 2021 at 09:25 AM

Data in this report are provisional and subject to change.

The numbers in the table below represent the number of Florida and non-Florida residents for whom test results were received by the Department of Health. A person can be tested by more than one laboratory and can have both positive and negative results. **Therefore, the sum of the numbers in each column will be larger than the total number of people tested.**

Reporting lab	Inconclusive	Negative	Positive	Percent positive	Total
MINUTECLINIC LLC #214		1,720	301	15%	2,021
FIU-HEALTH AUXILIARY LABORATORY	6	1,893	114	6%	2,013
NCH NORTHEAST	7	1,581	423	21%	2,011
GENUS3		1,929	74	4%	2,003
OPTUM LABS LLC	1	1,799	186	9%	1,986
MARTIN HEALTH SYSTEM - ST LUCIE WEST		1,794	184	9%	1,978
GENOME LLC	2	1,825	143	7%	1,970
DOC SMILEY'S URGENT CARE		1,706	247	13%	1,953
MEDFAST URGENT CARE CENTERS LLC	2	608	1,325	68%	1,935
MINUTECLINIC LLC #3236		1,653	280	14%	1,933
DOC SMILEYS URGENT CARE LLC		1,580	348	18%	1,928
LITTLE PINE PEDIATRICS	1	1,651	274	14%	1,926
BARDMOOR LABORATORY	9	1,619	291	15%	1,919
BAPTIST HEALTH EMERGENCY CENTER AT WEST CORAL WAY		1,541	377	20%	1,918
MINUTECLINIC LLC #3637		1,515	362	19%	1,877
KETAMINE HEALTH CENTERS LLC	1	1,661	152	8%	1,814
SPECTOR SCIENTIFIC LAB	11	1,087	702	39%	1,800
BROWNWOOD CARE CENTER		1,557	223	13%	1,780
BAYFRONT HEALTH - CITRUS HILLS		1,559	216	12%	1,775
NEIGHBORHOOD MEDICAL CENTER INC	17	1,574	183	10%	1,774
LABORATORY SPECIALISTS OF MICHIGAN		1,462	303	17%	1,765
RIVER TOWN DIAGNOSTIC LLC		1,470	286	16%	1,756
MEDICAL CONSULTANTS OF FLORIDA, LLC	2	1,465	269	15%	1,736
Community_Health		1,533	199	11%	1,732
GENESIS LABORATORY MANAGEMENT	14	1,471	239	14%	1,724
IGENOMIX USA LLC	49	1,514	157	9%	1,720
SPARROW HEALTHCARE	2	1,461	254	15%	1,717
MINUTECLINIC, LLC #3245		1,385	330	19%	1,715
WHITE WILSON MEDICAL CENTER		373	1,340	78%	1,713
NORTH SHORE LONG ISLAND JEWISH HEALTH	1	1,619	90	5%	1,710
JW PLASTIC SURGERY		1,449	244	14%	1,693
MIAMI JEWISH HEALTH SYSTEMS		1,608	65	4%	1,673
LABTECH DIAGNOSTIC		1,367	287	17%	1,654
FLAGLER HOSPITAL LABORATORY	8	612	1,007	62%	1,627
ED FRASER MEMORIAL HOSPITAL		1,365	245	15%	1,610
OPTEO LABORATORY		1,567	34	2%	1,601
SHELL POINT NURSING PAVILION	1	1,527	72	5%	1,600
ELLENTON URGENT CARE		1,361	234	15%	1,595
ARCPPOINT LABS		1,028	555	35%	1,583
ASSURANCE SCIENTIFIC LABORATORIES	1	1,293	283	18%	1,577
MELBOURNE MEDICAL LABORATORY☐	2	1,365	202	13%	1,569
MINUTECLINIC LLC #8927		1,341	226	14%	1,567
READY RESPONDERS FLORIDA, PLLC		1,357	209	13%	1,566
BAPTIST HEALTH SOUTH FLORIDA - COUNTRY WALK URGENT CARE EXPRESS		1,300	234	15%	1,534
PROJECT HEALTH, INC SUMTERVILLE	5	1,245	268	18%	1,518
MINUTECLINIC LLC #5187		1,322	189	13%	1,511
BIOCERNA LLC	9	1,325	165	11%	1,499

COVID-19: testing by laboratory

Data through Mar 29, 2021 verified as of Mar 30, 2021 at 09:25 AM

Data in this report are provisional and subject to change.

The numbers in the table below represent the number of Florida and non-Florida residents for whom test results were received by the Department of Health. A person can be tested by more than one laboratory and can have both positive and negative results. **Therefore, the sum of the numbers in each column will be larger than the total number of people tested.**

Reporting lab	Inconclusive	Negative	Positive	Percent positive	Total
FLORIDA DEPARTMENT OF HEALTH IN POLK COUNTY	2	1,160	330	22%	1,492
OPTUMCARE FLORIDA LLC		1,214	274	18%	1,488
MEDEXPRESS URGENT CARE - JAX ATLANTIC BLVD		1,279	208	14%	1,487
ER QUICKCARE PL		1,280	204	14%	1,484
UNIVERSITY OF ALABAMA AT BIRMINGHAM		1,433	46	3%	1,479
FIRST QUALITY LABORATORY		1,381	98	7%	1,479
MINUTECLINIC LLC		1,316	161	11%	1,477
PATIENTS FIRST LAKE ELLA MEDICAL CENTER		1,303	154	11%	1,457
ADVANCED MEDICAL OF NAPLES LLC		1,295	161	11%	1,456
ADVANCE MEDICAL OF NAPLES		326	1,124	78%	1,450
STATMED OCALA	6	1,254	190	13%	1,450
PROHEALTH MEDICAL CLINIC		818	626	43%	1,444
BAPTIST HEALTH SOUTH FLORIDA - KEY BISCANE URGENT CARE EXPRESS		1,266	176	12%	1,442
CAREFAST MURABELLA		967	475	33%	1,442
BAPTIST HEALTHCARE - JAY HOSPITAL	3	1,066	372	26%	1,441
UHEALTH DEERFIELD BEACH/UMSYLVESTER DEERFIELD BEACH LABORATORY	3	1,380	55	4%	1,438
GRAVITY DIAGNOSTICS, LLC	3	1,286	145	10%	1,434
BIO-TECH CLINICAL LABORATORIES INC		1,266	164	11%	1,430
VRL EUROFINs		1,388	37	3%	1,425
PATIENTS CHOICE LABORATORIES		831	592	42%	1,423
PARAMOUNT URGENT CARE VILLAGES		923	499	35%	1,422
CAREMED CLINIC LLC	1	1,130	288	20%	1,419
PEDIATRIC HEALTH CARE ALLIANCE - NORTHDALe		1,290	125	9%	1,415
COASTAL LABORATORIES	1	1,120	287	20%	1,408
TOM LEE COMMUNITY HEALTH CENTER		929	475	34%	1,404
SUNRISE URGENT CARE ASSOCIATES LLC D/B/A	9	961	433	31%	1,403
NYU HOSPITALS CENTER CLINICAL LABORATORIES		1,359	44	3%	1,403
TEMPUS CLINICAL LABORATORY	10	1,242	149	11%	1,401
UHEALTH CLINIC AT WALGREENS		1,131	259	19%	1,390
SMA LAB	10	1,224	155	11%	1,389
TREASURE COAST MEDICAL ASSOCIATES INC		747	636	46%	1,383
AMELIA EXPRESS CARE	1	772	609	44%	1,382
EUROFINs NTD, LLC		1,324	44	3%	1,368
ASCENSION ST VINCENT'S - SOUTHSIDE		1,308	49	4%	1,357
APALACHEE CORRECTIONAL INSTITUTION EAST UNIT		1,322	26	2%	1,348
ST ANNES NURSING CENTER		1,319	26	2%	1,345
WILLIAM OWEN PASS PARK		1,156	181	14%	1,337
VAVA PARTNERS LLC		528	805	60%	1,333
PALM BAY HOSPITAL CLINICAL LABORATORY		934	371	28%	1,305
MYTEST DIAGNOSTICS		1,238	66	5%	1,304
PARAMOUNT URGENT CARE - CLERMONT		766	535	41%	1,301
CREEKSIDE CARE CENTER	1	1,119	167	13%	1,287
ADVENTHEALTH CENTRA CARE TRINITY		1,117	167	13%	1,284
HEALTH CENTRAL CLINICAL LABORATORY		1,165	119	9%	1,284
INNOVATIVE TRANSFUSION MEDICINE, INC	11	1,094	167	13%	1,272
BROAD INSTITUTE CLINICAL SEQUENCING RESEARCH PLATFORM	9	1,224	37	3%	1,270
HOLIDAY CVS LLC DBA CVS PHARMACY #5155		1,210	60	5%	1,270

COVID-19: testing by laboratory

Data through Mar 29, 2021 verified as of Mar 30, 2021 at 09:25 AM

Data in this report are provisional and subject to change.

The numbers in the table below represent the number of Florida and non-Florida residents for whom test results were received by the Department of Health. A person can be tested by more than one laboratory and can have both positive and negative results. **Therefore, the sum of the numbers in each column will be larger than the total number of people tested.**

Reporting lab	Inconclusive	Negative	Positive	Percent positive	Total
LAB24 INC	3	576	674	54%	1,253
XPRESS URGENT CARE	4	1,061	185	15%	1,250
ADDICTION LABS OF AMERICA	3	1,166	79	6%	1,248
SOLARIS HEALTHCARE PALATKA		1,127	103	8%	1,230
STAGEZERO LIFE SCIENCES INC	4	1,117	100	8%	1,221
ABSOLUTE GENOMICS	2	1,015	203	17%	1,220
CLINICORE		1,124	91	7%	1,215
ADVANCED DIAGNOSTIC LABORATORY		1,159	47	4%	1,206
NAPLES URGENT CARE	1	780	423	35%	1,204
NORTH FLORIDA PEDIATRICS-TALLAHASSEE	1	1,101	101	8%	1,203
PALM HARBOR PHARMACY		1,042	159	13%	1,201
QUICK CARE MED		917	281	23%	1,198
ACCESS MEDICAL LABS		746	448	38%	1,194
PROFESSIONAL HEALTH EXAMINERS DBA PROHEALTH	1	965	224	19%	1,190
USF MORSANI CENTER FOR ADVANCED HEALTH CARE		1,045	144	12%	1,189
ST PETERSBURG PEDIATRICS	1	1,073	113	10%	1,187
EPN URGENT CARE NAPLES	2	792	389	33%	1,183
PRIMARY CARE SOUTH INC		747	424	36%	1,171
COASTAL PEDIATRIC GROUP		1,013	154	13%	1,167
PROJECT HEALTH INC	4	996	165	14%	1,165
NORTH VISTA HOSPITAL LABORATORY		988	172	15%	1,160
CARENOW URGENT CARE - FORT PIERCE		814	336	29%	1,150
AMERICAN SCIENTIFIC LABORATORIES LLC		1,135	14	1%	1,149
NORTH FLORIDA PEDIATRICS - LAKE CITY		933	215	19%	1,148
ARCPPOINT LABS OF CORAL SPRINGS FL		988	144	13%	1,132
CAPSTONE HEALTHCARE		802	330	29%	1,132
VERITAS GENETICS	61	943	119	11%	1,123
LPG COCONUT POINT		939	184	16%	1,123
EMERALD COAST PEDIATRICS		1,058	54	5%	1,112
STEWART REFERENCE LABORATORY	1	611	499	45%	1,111
PALM BEACH ATLANTIC UNIVERSITY		1,068	29	3%	1,097
XYZ LABORATORY	8	942	146	13%	1,096
GENEIQ		1,011	62	6%	1,073
CATALYST WALK IN CLINIC		852	221	21%	1,073
AMERICAN FAMILY CARE PENSACOLA WEST		533	533	50%	1,066
PRIMARY CARE OF THE TREASURE COAST		932	134	13%	1,066
RAINBOW RIVER MEDICAL LABORATORY		977	83	8%	1,060
HENDRY REGIONAL MEDICAL CENTER CLINICAL LABORATORY		809	249	24%	1,058
PEDIATRICS OF CENTRAL FLORIDA PA	20	985	53	5%	1,058
GROWING TOGETHER PEDIATRICS LLC		992	60	6%	1,052
PROFESSIONAL HEALTH EXAMINERS		904	146	14%	1,050
TYNDALL AIR FORCE BASE		838	209	20%	1,047
LENCO MEDICAL LABORATORY		973	53	5%	1,026
FISHERMENS HOSPITAL CLINICAL LAB		929	91	9%	1,020
MINUTECLINIC, LLC DBA MINUTECLINIC #4717		975	42	4%	1,017
VERITOR		850	157	16%	1,007
PHAROS HEALTH		756	246	25%	1,002

COVID-19: testing by laboratory

Data through Mar 29, 2021 verified as of Mar 30, 2021 at 09:25 AM

Data in this report are provisional and subject to change.

The numbers in the table below represent the number of Florida and non-Florida residents for whom test results were received by the Department of Health. A person can be tested by more than one laboratory and can have both positive and negative results. **Therefore, the sum of the numbers in each column will be larger than the total number of people tested.**

Reporting lab	Inconclusive	Negative	Positive	Percent positive	Total
VRL EUROFINs - DALLAS		987	13	1%	1,000
INTERLACHEN PEDIATRICS		955	36	4%	991
CAPE CANAVERAL HOSPITAL		708	282	28%	990
LAKELAND REGIONAL HEALTH - PWC/OB		36	954	96%	990
PENSACOLA PEDIATRICS	3	743	236	24%	982
WOODLANDS MEDICAL SPECIALISTS		719	262	27%	981
THE HEALTH CENTER OF PLANT CITY		883	76	8%	959
INTERLACHEN PEDIATRICS PA		911	42	4%	953
EAST LAKE PEDIATRICS		832	120	13%	952
NORTH FLORIDA PEDIATRICS PA - SUWANNEE	3	820	126	13%	949
HISTOPATHOLOGY SERVICES, LLC		843	105	11%	948
HALIFAX MEDICAL CENTER-PORT ORANGE LAB		805	133	14%	938
ENCOMPASS HEALTH		915	22	2%	937
ADVENTHEALTH EXPRESS CARE AT WALGREENS		811	118	13%	929
INTEGRITY LABORATORIES, LLC	4	756	165	18%	925
MOLECULAR TESTING LABS		852	71	8%	923
GENE TOX WORLDWIDE	60	736	125	14%	921
BAPTIST HEALTH - MD ANDERSON CANCER CENTER		915	5	1%	920
TACACHALE CLINICAL LABORATORY	1	869	49	5%	919
UNIVERSITY OF WEST FLORIDA STUDENT HEALTH SERVICES	1	792	125	14%	918
FAST TRACK URGENT CARE CENTER		4	905	100%	909
COVANCE CLINICAL RESEARCH UNIT INC		882	25	3%	907
C.W. BILL YOUNG VA MEDICAL CENTER	1	21	882	98%	904
NORTH OKALOOSA MEDICAL CENTER		562	337	37%	899
NORTH FLORIDA PEDIATRICS PA	2	773	114	13%	889
CONSULATE HEALTH CARE OF NEW PORT RICHEY	2	752	125	14%	879
LEE COUNTY EMERGENCY MEDICAL SERVICE	1	760	118	13%	879
DEPARTMENT OF CLINICAL LABS	1	852	19	2%	872
SPEARHEAD MEDICAL		779	88	10%	867
CVS HEALTH		676	184	21%	860
DOCTOR'S MEMORIAL HOSPITAL		694	165	19%	859
CHILDRENS MEDICAL ASSOCIATION		783	75	9%	858
LOOP PEDIATRICS PA	3	723	130	15%	856
JACKSONVILLE BEACH PEDIATRIC CARE CENTER		786	64	8%	850
Point of Care Testing	1	125	722	85%	848
NORTH SHORE LIJ URGENT CARE PC		799	49	6%	848
COASTAL PHYSICIANS, LLC		681	160	19%	841
REDI MED LLC		669	160	19%	829
BREVARD HEALTH ALLIANCE		554	275	33%	829
FAMILY HEALTH CENTERS OF SWF LABS	2	730	95	11%	827
COLLIER URGENT CARE CENTERS CREEKSIDE		742	84	10%	826
CRUCIAL CARE EMERGENCY MEDICINE DOCTORS		660	164	20%	824
FLORIDA HOSPITAL ORLANDO		743	74	9%	817
VIERA HOSPITAL, INC		645	168	21%	813
ASAP LABS LLC	7	655	151	19%	813
24 HOUR PEDIATRIC CARE CENTER	4	749	58	7%	811
Tampa Lakes Health and Rehabilitation Center	2	736	73	9%	811

COVID-19: testing by laboratory

Data through Mar 29, 2021 verified as of Mar 30, 2021 at 09:25 AM

Data in this report are provisional and subject to change.

The numbers in the table below represent the number of Florida and non-Florida residents for whom test results were received by the Department of Health. A person can be tested by more than one laboratory and can have both positive and negative results. **Therefore, the sum of the numbers in each column will be larger than the total number of people tested.**

Reporting lab	Inconclusive	Negative	Positive	Percent positive	Total
NCHMD, INC SOUTHEAST IMMEDIATE CARE		631	179	22%	810
ASCENSION ST VINCENT'S - CLAY		775	35	4%	810
NORTH FLORIDA MEDICAL GROUP		659	146	18%	805
PRIMARY CARE SERVICES AT INDIAN RIVER ESTATES		779	25	3%	804
AUGUSTUS LABS LLC		663	139	17%	802
LAB DOCTOR		705	95	12%	800
LIFE CARE CENTER OF NEW PORT RICHEY		763	37	5%	800
SOLARIS HEALTHCARE CHARLOTTE HARBOR		750	49	6%	799
NITE LITE PEDIATRICS		234	564	71%	798
PRIMARY CARE SERVICES AT ST ANDREWS ESTATES		798			798
MIDWAY SPECIATLY CARE CENTER		574	221	28%	795
CENTRAL FLORIDA HEALTH CARE INC		681	110	14%	791
DYNIX DIAGNOSTICS	2	528	261	33%	791
NONE		308	482	61%	790
GOLDEN GATE FAMILY CLINIC		332	458	58%	790
CALHOUN LIBERTY HOSPITAL		627	162	21%	789
FG RAPID RESULTS	5	470	310	39%	785
CARE ONE OF FLORIDA LLC		536	244	31%	780
PALM GARDEN OF PORT SAINT LUCIE		765	10	1%	775
AMERICAN MEDICAL RESPONSE		765	8	1%	773
ANY LAB TEST NOW	1	519	252	33%	772
DAIRY ROAD URGENT CARE	2	643	126	16%	771
CLINICAL PATHOLOGY LABS INC		696	75	10%	771
VITAS HEALTHCARE CORPORATION OF FLA	1	764	5	1%	770
EAST LAKE PEDIATRICS PA		696	72	9%	768
CYPRESS VILLAGE	1	741	25	3%	767
VENICE REGIONAL BAYFRONT HEALTH (PULMONARY)		637	128	17%	765
PALACE NURSING HOME & REHAB CENTER		727	36	5%	763
MACDILL AIR FORCE BASE		712	51	7%	763
Victoria Nursing and Rehabilitation Center		707	53	7%	760
POINT WASHINGTON MEDICAL CLINIC	1	551	207	27%	759
PEBBLEBROOK PHARMACY	1	632	120	16%	753
SPRING HILL HEALTH AND REHABILITATION CENTER		728	25	3%	753
FLAGLER COUNTY HEALTH DEPARTMENT	3	579	170	23%	752
NORTHEAST FLORIDA NEUROLOGY CLINICS, INC		637	113	15%	750
TELESCOPE HEALTH LLC	4	632	114	15%	750
WILLOWBROOKE COURT AT EDGEWATER POINTE ESTATES		737	9	1%	746
SANTA ROSA MEDICAL GROUP		575	166	22%	741
ORLANDO HEALTH AND REHAB CENTER		696	44	6%	740
ADVENT HEALTH LAB - ORLANDO		434	305	41%	739
ETHOS WELLNESS PHARMACY		692	45	6%	737
FLORIDA GULF COAST UNIVERSITY		548	187	25%	735
KENDALL HEALTHCARE PROPERTIES DBA	2	705	27	4%	734
GULF COAST VILLAGE		694	37	5%	731
Fernandina Beach Rehabilitation and Nursing Center	1	705	19	3%	725
EXPRESS PHARMACY		668	54	7%	722
BREVARD HEALTH ALLIANCE INC, THE		680	41	6%	721

COVID-19: testing by laboratory

Data through Mar 29, 2021 verified as of Mar 30, 2021 at 09:25 AM

Data in this report are provisional and subject to change.

The numbers in the table below represent the number of Florida and non-Florida residents for whom test results were received by the Department of Health. A person can be tested by more than one laboratory and can have both positive and negative results. **Therefore, the sum of the numbers in each column will be larger than the total number of people tested.**

Reporting lab	Inconclusive	Negative	Positive	Percent positive	Total
SOUTHEAST ALABAMA MEDICAL CENT		661	56	8%	717
DISNEY COVID TEST SITE		703	13	2%	716
PHYSICIANS STAT LAB INC		624	87	12%	711
MAIN STREET MEDICAL CENTER		180	528	75%	708
GRAND COURT TAMPA		701	4	1%	705
Crestview Rehabilitation Center	5	570	129	18%	704
BOND AND STEELE CLINIC PA		494	202	29%	696
PREMIER MEDICAL LABORATORY SERVICES	2	468	225	32%	695
ADVENTHEALTH MEDICAL GROUP PROMPT CARE		499	195	28%	694
MOORINGS PARK INSTITUTE, INC, THE		660	28	4%	688
PALM GARDEN OF VERO BEACH		645	41	6%	686
MOUNT SINAI LABORATORY		652	31	5%	683
NCH HEALTHCARE SYSTEM MICROBIOLOGY LAB		2	678	100%	680
FAMILY HEALTH CENTERS OF SOUTHWEST FLORIDA INC		599	79	12%	678
MINI ER ADULT AND PEDIATRIC URGENT CARE		574	98	15%	672
MEDONE URGENT CARE CENTER		448	223	33%	671
BOCA GRANDE HEALTH CLINIC		637	34	5%	671
TREE HOUSE PEDIATRICS PLLC		603	67	10%	670
MEDICAL FP – WHOLE FAMILY HEALTH CENTER		549	120	18%	669
JOHN KNOX VILLAGE HEALTH CENTER		642	25	4%	667
AFC URGENT CARE CLEARWATER	1	170	496	74%	667
LIFE CARE CENTER OF ORANGE PARK		635	32	5%	667
SUWANNEE HEALTH AND REHABILITATION CENTER		662	5	1%	667
GULF COAST MOLECULAR LABORATORIES	13	550	102	15%	665
LIFE CARE CENTER OF PENSACOLA		615	49	7%	664
ORANGE BLOSSOM FAMILY HEALTH		631	33	5%	664
THE PRESERVE		650	10	2%	660
ST JOHN'S NURSING CENTER		637	23	3%	660
POINT OF CARE TESTING SITE		630	25	4%	655
PEDIATRIC HEALTHCARE ALLIANCE		614	39	6%	653
MANOR PINES CONVALESCENT CENTER LLC	1	631	21	3%	653
BETHESDA HEALTH URGENT CARE		543	107	16%	650
FORT MYERS INTERNAL MEDICINE, LLC		586	64	10%	650
MEDICAL CENTER OF DELTONA, INC		547	102	16%	649
MAVERICK LABS		460	188	29%	648
VETERANS AFFAIRS MEDICAL CENTER	1	41	602	93%	644
CARITHERS PEDIATRIC GROUP		589	53	8%	642
HOLMES REGIONAL MEDICAL CENTER		11	629	98%	640
BOND CLINIC PA PEDIATRICS DEPT		589	49	8%	638
MANOR CARE HEALTH SERVICES - FT MYERS		612	26	4%	638
LIFE CARE CENTER OF HILLIARD		615	22	3%	637
GOLDEN GLADES NURSING & REHABILITATION CTR		619	17	3%	636
CLEWISTON NURSING AND REHABILITATION CENTER		622	14	2%	636
BUFFALO CROSSING HEALTHCARE & REHABILITATION CTR		618	15	2%	633
MID-FLORIDA PATHOLOGY		474	158	25%	632
PHYSICIANS PRIMARY CARE LAB	1	552	77	12%	630
WILLOW BROOKE COURT AT INDIAN RIVER ESTATES		585	44	7%	629

COVID-19: testing by laboratory

Data through Mar 29, 2021 verified as of Mar 30, 2021 at 09:25 AM

Data in this report are provisional and subject to change.

The numbers in the table below represent the number of Florida and non-Florida residents for whom test results were received by the Department of Health. A person can be tested by more than one laboratory and can have both positive and negative results. **Therefore, the sum of the numbers in each column will be larger than the total number of people tested.**

Reporting lab	Inconclusive	Negative	Positive	Percent positive	Total
CITY MEDICAL OF NEW JERSEY, PC		572	56	9%	628
MEDONE URGENT CARE AT ST. AUGUSTINE		214	414	66%	628
EDEN SPRINGS NURSING AND REHAB CENTER		515	110	18%	625
RESTORE HEALTH URGENT CARE		497	128	20%	625
WATSON THERAPEUTICS INC	1	592	31	5%	624
NATURE COAST MEDICAL GROUP		521	102	16%	623
DIAMOND RIDGE HEALTH AND REHABILITATION		584	32	5%	616
VITAS HEALTHCARE CORP OF CENTRAL FL		589	25	4%	614
CLINICAL ENTERPRISE, INC		592	21	3%	613
SEBASTIAN RIVER MEDICAL CENTER	2	441	170	28%	613
PEDIATRIC HEALTHCARE ALLIANCE PA		561	51	8%	612
HOLY CROSS HOSPITAL		12	598	98%	610
ALTAMONTE MD		418	190	31%	608
VETERANS AFFAIRS MEDICAL CENTER - JAMES A HALEY			608	100%	608
BALDWIN PEDIATRICS	1	576	29	5%	606
CONSULATE HEALTHCARE OF VERO BEACH	14	506	83	14%	603
NCH HEALTHCARE BONITA		469	134	22%	603
NSPIRE HEALTHCARE MIAMI LAKES	8	581	14	2%	603
PENSACOLA PEDIATRICS PA - TIGER POINT	21	573	8	1%	602
EMERALD SHORES HEALTH AND REHABILITATION		505	97	16%	602
PATIENTS FIRST - MAHAN DRIVE		164	436	73%	600
MAYFLOWER ASSISTED LIVING		592	6	1%	598
BROOKDALE FORT MYERS CYPRESS LAKE		590	2	0%	592
J AND G MEDICAL GROUP LLC		486	105	18%	591
OCALA FAMILY MEDICAL CENTER INC	2	513	74	13%	589
NORTH FL SOUTH GA HCS-LAKE CITY		577	10	2%	587
PALM GARDEN OF TAMPA		557	29	5%	586
HMA SANTA ROSA MEDICAL CENTER LLC DBA		462	122	21%	584
SHORELINE PHYSICIAN GROUP		364	219	38%	583
WHITE-WILSON MEDICAL CENTER - FORT WALTON BEACH		561	21	4%	582
SABAL PALMS HEALTH AND REHAB		528	52	9%	580
BALDOMERO LOPEZ STATE VETERANS NURSING HOME	2	574	4	1%	580
CLIFFORD CHESTER SIMS STATE VETERANS		566	12	2%	578
THERADOC		152	425	74%	577
CONTINENTAL CLINICAL RESEARCH, LLC		524	53	9%	577
DAVITA LABORATORY		471	104	18%	575
PALM GARDEN OF CLEARWATER		555	18	3%	573
TENNESSEE DOH - NASHVILLE	2	504	66	12%	572
Plantation Bay Rehabilitation Center		548	24	4%	572
EXPRESS URGENT CARE LLC		1	571	100%	572
MEDICAL VB		451	121	21%	572
SOLARIS HEALTHCARE LAKE CITY		471	100	18%	571
PIONEER CLINICAL LAB LLC		463	105	18%	568
CHILDRENS CLINIC WEST FLORIDA PEDIATRICS		519	48	8%	567
ECCOLAB GROUP	1	148	413	73%	562
PREMIER MEDICAL CENTER LLC	11	523	28	5%	562
BAPTIST PRIMARY CARE	2	451	108	19%	561

COVID-19: testing by laboratory

Data through Mar 29, 2021 verified as of Mar 30, 2021 at 09:25 AM

Data in this report are provisional and subject to change.

The numbers in the table below represent the number of Florida and non-Florida residents for whom test results were received by the Department of Health. A person can be tested by more than one laboratory and can have both positive and negative results. **Therefore, the sum of the numbers in each column will be larger than the total number of people tested.**

Reporting lab	Inconclusive	Negative	Positive	Percent positive	Total
MANOR CARE NURSING CENTER OF SARASOTA FL LLC☐		473	87	16%	560
RAINBOW PEDIATRIC CENTER PA		524	36	6%	560
CHILDRENS MEDICAL ASSOCIATION PA		499	60	11%	559
DASCENA, INC	3	495	59	11%	557
HEARTLAND PEDIATRICS OF LAKE WALES		501	55	10%	556
AMERICA'S PHARMACY LLC		492	64	12%	556
HARBOUR HEALTH CENTER		537	16	3%	553
The Sands at South Beach		548	4	1%	552
VALENCIA HILLS HEALTH AND REHABILITATION CENTER		539	13	2%	552
SEMINOLE NURSING PAVILION		544	8	1%	552
NEMOURS CHILDERN'S HOSPITAL		453	98	18%	551
VILLA MARIA NURSING & REHAB CENTER INC	1	534	14	3%	549
Signature HealthCare Center of Waterford		516	32	6%	548
VITAE DIAGNOSTICS		534	13	2%	547
PALMETTO FAMILY HEALTHCARE	1	352	194	35%	547
NCF DIAGNOSTICS & DNA TECHNOLOGIES	15	213	318	58%	546
VETERANS AFFAIRS MEDICAL CENTER - BAY PINES		18	528	97%	546
VETERANS AFFAIRS MEDICAL CENTER - GAINESVILLE		3	542	99%	545
COASTAL URGENT CARE		428	116	21%	544
SHORE ACRES CARE CENTER		508	36	7%	544
DOCTORS CENTER,THE		432	111	20%	543
FOUNTAIN MANOR HEALTH AND REHAB CENTER	1	520	20	4%	541
PALM GARDEN OF JACKSONVILLE☐	2	455	80	15%	537
CLARITY LABS		464	70	13%	534
RICARDO NAVARRO DO PA		459	73	14%	532
DOH – INDIAN RIVER		450	81	15%	531
MICHAEL A MIDDLETON MD PA☐		505	25	5%	530
MED FAST URGENT CARE CENTER		260	268	51%	528
MEDICAL CENTER CLINIC-IMMEDIATE CARE	1	423	104	20%	528
FLORIDA DEPARTMENT OF HEALTH IN CALHOUN COUNTY		398	129	24%	527
NEW YORK HOSPITAL LABORATORIES	1	513	12	2%	526
MEMORIAL PEMBROKE 24/7 CARE CENTER		402	122	23%	524
QUOTIENT SCIENCES		507	16	3%	523
THE MANOR AT BLUE WATER BAY		461	60	12%	521
JACKSON MEMORIAL PERDUE MEDICAL CENTER		495	26	5%	521
HOPE HOSPICE AND COMMUNITY SERVICES INC	14	487	19	4%	520
AFC URGENT CARE FAMILY CARE			520	100%	520
UNIVERSITY OF TAMPA INC, THE		507	12	2%	519
WHITE WILSON MEDICAL CENTER PA - NAVARRE		402	117	23%	519
DXTERITY DIAGNOSTICS	2	483	33	6%	518
RUSKIN HEALTH CENTER		313	205	40%	518
SIGNATURE HEALTHCARE OF BROOKWOOD GARDENS		511	6	1%	517
BHA CENTRAL COUNTY CLINIC		451	66	13%	517
ARCPOINTS LABS		450	67	13%	517
FIRST CHOICE PEDIATRICS		415	101	20%	516
FLORIDA DEPARTMENT OF HEALTH CLAY COUNTY	1	415	98	19%	514
WEST GABLES HEALTH CARE CENTER		503	10	2%	513

COVID-19: testing by laboratory

Data through Mar 29, 2021 verified as of Mar 30, 2021 at 09:25 AM

Data in this report are provisional and subject to change.

The numbers in the table below represent the number of Florida and non-Florida residents for whom test results were received by the Department of Health. A person can be tested by more than one laboratory and can have both positive and negative results. **Therefore, the sum of the numbers in each column will be larger than the total number of people tested.**

Reporting lab	Inconclusive	Negative	Positive	Percent positive	Total
MEDFAST URGENT CARE CENTERS		231	281	55%	512
THE PALACE AT HOMESTEAD	1	490	20	4%	511
JACKSON MEMORIAL LONG TERM CARE CENTER		482	29	6%	511
RIVER GARDEN HEBREW HOME FOR THE AGED		456	55	11%	511
SOUTHERN OAKS CARE CENTER	1	472	37	7%	510
ENZO CLINICAL LABS INC	3	481	25	5%	509
HEALTH CENTER AT BRENTWOOD	1	461	45	9%	507
MANOR OAKS NURSING & REHAB CENTER	5	499	2	0%	506
LIFEBRITE	2	298	206	41%	506
INTERNAL MEDICINE & PEDIATRICS OF TAMPA BAY PA		436	70	14%	506
ST CLOUD REGIONAL MEDICAL CENTER CLINICAL LAB		394	111	22%	505
Good Samaritan Society Kissimmee Village		438	65	13%	503
MINUTECLINIC LLC, #10357		501	2	0%	503
FLORIDA HOSPITAL WAUCHULA		364	137	27%	501
STEWART SEBASTIAN RIVER MEDICAL CENTER		445	56	11%	501
BERNHARDT LABORATORIES	1	433	66	13%	500
BROWARD PARTNERSHIP	6	486	8	2%	500
LIFE CARE CENTER OF PALM BAY□		471	28	6%	499
CLINICAL PATHOLOGY LABS		388	111	22%	499
AFC URGENT CARE TYRONE		3	496	99%	499
HILLCREST HEALTH CARE & REHABILITATION CENTER	3	481	15	3%	499
CITRUS NURSING CENTER LLC		452	46	9%	498
NAPLES CHILDREN'S URGENT CARE		440	56	11%	496
CARENOW	2	278	213	43%	493
AFC URGENT CARE SEMINOLE			492	100%	492
SUSANNA WESLEY HEALTH CENTER		454	37	8%	491
SANDBAY URGENT CARE		396	95	19%	491
ASCEND CLINICAL	5	415	71	14%	491
FLOMEDILAB		262	228	47%	490
MANOR AT CARPENTERS		457	32	7%	489
MILLER BIOCONNECT		441	47	10%	488
PW WINDERMERE SUBTENANT LLC		484	2	0%	486
FLO-MEDILAB SERVICES LLC		193	293	60%	486
BENTON PEDIATRICS INC		437	48	10%	485
SUNSHINE URGENT CARE LLC		334	151	31%	485
AFC URGENT CARE		134	351	72%	485
PARKLANDS FACILITY INC	4	438	42	9%	484
ORLANDO HEALTH CENTER FOR REHABILITATION		470	14	3%	484
HERON POINTE HEALTH AND REHABILITATION	1	478	3	1%	482
LITTLE PINE PEDIATRICS PLLC	3	421	58	12%	482
NORTH FLORIDA RETIREMENT VILLAGE		479	2	0%	481
PALM GARDEN OF ORLANDO		446	33	7%	479
HARTS HARBOR HEALTH CARE CENTER		457	21	4%	478
LAUDERDALE NURSING CENTER LLC	1	458	19	4%	478
FLORIDA HOSPITAL MEDICAL GROUP		280	198	41%	478
Quest Diag Unspecifd	1	319	157	33%	477
MOBILE MEDICAL ASSOCIATES PL	17	408	52	11%	477

COVID-19: testing by laboratory

Data through Mar 29, 2021 verified as of Mar 30, 2021 at 09:25 AM

Data in this report are provisional and subject to change.

The numbers in the table below represent the number of Florida and non-Florida residents for whom test results were received by the Department of Health. A person can be tested by more than one laboratory and can have both positive and negative results. **Therefore, the sum of the numbers in each column will be larger than the total number of people tested.**

Reporting lab	Inconclusive	Negative	Positive	Percent positive	Total
Colonial Lakes Health Care		431	43	9%	474
NAVAL HOSPITAL - JACKSONVILLE		137	336	71%	473
NURSING PLUS OF BROWARD LLC	1	451	20	4%	472
SOLARIS HEALTHCARE OSCEOLA		448	24	5%	472
PALM GARDEN OF OCALA		374	98	21%	472
DBI HEALTH INC		454	15	3%	469
Palm Garden of Largo		464	4	1%	468
Cypress Cove Care Center		367	100	21%	467
MINUTE CLINIC INCORPORATE		444	22	5%	466
BROOKDALE PALMER RANCH	1	407	57	12%	465
CARE ONE OF FLORIDA	1	318	146	31%	465
CONSULATE HEALTH CARE OF BAYONET POINT	4	453	7	2%	464
HOSPICE OF THE FLORIDA SUNCOAST,THE		459	3	1%	462
ELLENTON PEDIATRICS		444	18	4%	462
THE PALACE MANAGEMENT - THE PALACE AT CORAL GABLES		458	3	1%	461
NEW YORK PRESBYTERIAN - CUMC CLINICAL		443	18	4%	461
ANCIENT CITY PEDIATRICS	1	442	17	4%	460
FHMG FLORIDA HOSPITAL MEDICAL GROUP		420	39	8%	459
VITAS LUTHERAN TOWERS INPATIENT PROGRAM		394	64	14%	458
ADVENT HEALTH - DELTONA ER		382	76	17%	458
MEDSCAN LABORATORY INC	1	242	214	47%	457
WELL-BEING MEDICAL CENTER PLLC		416	41	9%	457
PALM GARDEN OF WINTER HAVEN	3	438	16	4%	457
MAGNOLIA FAMILY URGENT CARE		414	43	9%	457
MEDIPATH		36	420	92%	456
NEW PLANT CITY FAMILY CARE	1	247	208	46%	456
Williston Care Center		395	61	13%	456
ADVENTHEALTH EXPRESS CARE AT WALGREENS 49TH STREET		388	67	15%	455
ABBAY DELRAY		449	6	1%	455
CLARIDGE HOUSE NURSING CENTER		437	18	4%	455
Q ANSWER LAB	1	392	59	13%	452
Solaris HealthCare Windermere		420	32	7%	452
Solaris Healthcare Daytona	2	399	47	10%	448
Ocala Health and Rehabilitation Center		427	21	5%	448
GANDY CROSSING CARE CENTER	1	429	16	4%	446
E-LAB OF FLORIDA		401	44	10%	445
BROOKSVILLE HEALTHCARE CENTER LLC		432	13	3%	445
STARKE FAMILY MEDICAL CENTER		355	89	20%	444
DIAMOND RIDGE HEALTH AND REHABILITATION CENTER		422	22	5%	444
SMA SPECIALTY MEDICAL LAB		120	323	73%	443
SOUTHERN LABORATORY SERVICES OF NWF		409	34	8%	443
EPN URGENT CARE		83	360	81%	443
GOOD SAMARITAN CENTER		440	3	1%	443
ADDINGTON PLACE AT WELLINGTON GREEN		433	9	2%	442
NORTH FLORIDA REHABILITATION & SPECIALTY CARE		436	6	1%	442
Santa Rosa Center for Rehabilitation and Healing		370	71	16%	441
HEALTHY STEPS PEDIATRICS		394	47	11%	441

COVID-19: testing by laboratory

Data through Mar 29, 2021 verified as of Mar 30, 2021 at 09:25 AM

Data in this report are provisional and subject to change.

The numbers in the table below represent the number of Florida and non-Florida residents for whom test results were received by the Department of Health. A person can be tested by more than one laboratory and can have both positive and negative results. **Therefore, the sum of the numbers in each column will be larger than the total number of people tested.**

Reporting lab	Inconclusive	Negative	Positive	Percent positive	Total
ARTHREX MEDICAL CENTER	1	329	111	25%	441
EMERITUS AT NAPLES	2	437	1	0%	440
MEMPHIS PATHOLOGY LABORATORY	5	411	22	5%	438
ADVENTHEALTH MEDICAL GROUP PROMPT CAR	1	316	119	27%	436
PRO HEALTH		188	248	57%	436
ASSOCIATESMD MEDICAL GROUP INC		373	62	14%	435
ST ANDREWS BAY SKILLED NURSING & ORLANDO VA MEDICAL CENTER		374	61	14%	435
APP-UNIPATH, LLC	2	416	15	3%	433
Darcy Hall Of Life Care		420	13	3%	433
TIDEWELL HOSPICE INC	2	423	7	2%	432
FLORIDA DEPT OF HEALTH IN BREVARD COUNTY	3	364	63	15%	430
VITAS HEALTHCARE CORPORATION		425	5	1%	430
AVECINA MEDICAL JULINGTON	1	240	189	44%	430
PORT SAINT LUCIE HOSPITAL		418	9	2%	427
SOLARIS HEALTHCARE MERRITT ISLAND		385	42	10%	427
ABBOTT DIAGNOSTICS		408	18	4%	426
BONIFAY NURSING AND REHAB CENTER		395	31	7%	426
INDIAN RIVER CTR, LLC		373	51	12%	424
BRISTOL AT TAMPA, THE	4	412	8	2%	424
ROLLINS COLLEGE WELLNESS CENTER		130	293	69%	423
Destin Healthcare and Rehabilitation Center	1	380	40	10%	421
Bardmoor Oaks Healthcare and Rehabilitation Center		410	11	3%	421
MEDLAB DIAGNOSTICS, LLC		390	31	7%	421
LEHIGH REGIONAL MEDICAL CENTER LAB	2	372	47	11%	421
AMEERAH LABS, LLC	2	336	83	20%	421
GARCIA CLINICAL LABORATORY		28	392	93%	420
Manatee Springs Rehabilitation and Nursing Center		399	20	5%	419
THE SPRINGS AT BOCA CIEGA BAY		407	11	3%	418
PINES OF SARASOTA		412	5	1%	417
CLERMONT HEALTH AND REHABILITATION CENTER		384	32	8%	416
FLORIDA HOSPITAL HEARTLAND MED CTR LAKE PLACID		316	99	24%	415
ORCHARD PARK HEALTH & REHABILITATION		408	5	1%	413
KINDRED HOSPITAL	10	381	20	5%	411
MOOSEHAVEN HEALTH CENTER		373	38	9%	411
FLORIDA DEPARTMENT OF HEALTH IN LIBERTY COUNTY	3	312	96	23%	411
SOLARIS HEALTHCARE BAYONET POINT		393	17	4%	410
MINUTECLINIC LLC #3671		366	44	11%	410
QUALITOX LABORATORIES		231	179	44%	410
FLORIDA DEPARTMENT OF HEALTH		360	49	12%	409
WATERMARK LAKE POINTE WOODS LLC		391	18	4%	409
UNIVERSITY OF TAMPA STUDENT HEALTH AND SHC CLINICAL LABORATORY		253	156	38%	409
Timberridge Center for Rehabilitation and Healing		374	34	8%	408
CHAUTAUQUA REHABILITATION AND NURSING CENTER		397	10	2%	407
BAPTIST PRIMARY CARE, INC		379	28	7%	407
TREASURE COAST COMMUNITY HEALTH	3	337	66	16%	406
PEDIATRICS BY THE SEA		388	17	4%	405

COVID-19: testing by laboratory

Data through Mar 29, 2021 verified as of Mar 30, 2021 at 09:25 AM

Data in this report are provisional and subject to change.

The numbers in the table below represent the number of Florida and non-Florida residents for whom test results were received by the Department of Health. A person can be tested by more than one laboratory and can have both positive and negative results. **Therefore, the sum of the numbers in each column will be larger than the total number of people tested.**

Reporting lab	Inconclusive	Negative	Positive	Percent positive	Total
TIDE LABORATORIES		362	43	11%	405
TRI-COUNTY NURSING AND REHABILITATION CENTER INC		389	15	4%	404
Life Care Center of Punta Gorda	1	389	13	3%	403
Consulate Health Care of North Fort Myers		390	13	3%	403
PRINCIPLE LABORATORY	7	386	7	2%	400
SUNLAND MARIANNA COX MEDICAL CENTER		356	43	11%	399
AYERS HEALTH & REHABILITATION CENTER		392	7	2%	399
FAMILY CARE PARTNERS OF NORTHEAST FLORIDA LLC		325	74	19%	399
ADVENTHEALTH EXPRESS CARE AT		326	72	18%	398
BLOUNTSTOWN REHABILITATION CENTER LLC		292	106	27%	398
VILLAGE DOCTORS OF KEYSTONE		315	82	21%	397
HEALTHWORKS MED GROUP OF FLORIDA PA	3	386	8	2%	397
LIFE CARE PONTE VEDRA INC		386	9	2%	395
Bayside Care Center	1	374	20	5%	395
URGENT CARE EXPRESS LLC		80	314	80%	394
MINI ER AND URGENT CARE		289	105	27%	394
DIAGNOSTIC & CLINICAL CARE SERVICES INC DBA		316	77	20%	393
LIFE CARE CENTER OF WINTER HAVEN		374	18	5%	392
DIGNITY HEALING, LLC		375	15	4%	390
BARBER		13	376	97%	389
PALMS OF SEBRING		354	34	9%	388
ST PETERSBURG PEDIATRICS-PARK BLVD		353	34	9%	387
SEASIDE HEALTH AND REHABILITATION CENTER		328	58	15%	386
NATIONS BEST FAMILY HEALTH CARE		205	179	47%	384
PruittHealth Panama City	1	319	64	17%	384
Life Care Center of Ocala		315	69	18%	384
UR MEDICINE LABS- CENTRAL LABORATORY		359	24	6%	383
PALM GARDEN OF WEST PALM BEACH□	4	364	15	4%	383
PEDIATRIC ASSOCIATES OF OCALA PA		349	32	8%	381
BROOKDALE PADDOCK HILLS	2	377	2	1%	381
AVANTE AT OCALA INC	2	347	31	8%	380
BARTON HEALTH ALLIANCE	3	331	45	12%	379
PLANT CITY PEDIATRICS	1	305	73	19%	379
ADVENT HEALTH - WESTCHASE ER		326	52	14%	378
SERENADES IN THE VILLAGES		325	53	14%	378
FAMILY EXPRESS URGENT CARE		5	371	99%	376
BAYA PHARMACY WEST		8	368	98%	376
SPECIALTY HEALTH AND REHABILITATION CENTER		350	25	7%	375
TRINITY REGIONAL REHAB CENTER		360	15	4%	375
FLORIDA HEART & VASCULAR MULTISPECIALTY GROUP PA		276	98	26%	374
FAIR HAVENS CENTER, OPCO		367	7	2%	374
ACCESS MEDICAL CENTER	1	344	29	8%	374
Stacey Health Care Centers Inc. dba Riverside Care Center		344	30	8%	374
MANOR CARE OF BOYNTON BEACH LLC		349	24	6%	373
ST PETERSBURG PEDIATRICS-SEMINOLE BLVD		307	66	18%	373
HENDRY REGIONAL MEDICAL CENTER		107	265	71%	372
WELL HEALTH WORKS	1	329	42	11%	372

COVID-19: testing by laboratory

Data through Mar 29, 2021 verified as of Mar 30, 2021 at 09:25 AM

Data in this report are provisional and subject to change.

The numbers in the table below represent the number of Florida and non-Florida residents for whom test results were received by the Department of Health. A person can be tested by more than one laboratory and can have both positive and negative results. **Therefore, the sum of the numbers in each column will be larger than the total number of people tested.**

Reporting lab	Inconclusive	Negative	Positive	Percent positive	Total
URGENT CARE BETHESDA	1	318	52	14%	371
BROOKDALE LAKE TAVARES		365	6	2%	371
HARDEE MANOR HEALTH CARE CENTER	1	366	3	1%	370
SEA BREEZE REHAB AND NURSING CENTER□		361	9	2%	370
INFORM DIAGNOSTICS		360	9	2%	369
SIGNATURE HEALTHCARE OF NORTH FLORIDA		365	4	1%	369
UNIVERSITY OF CENTRAL FLORIDA HEALTH SERVICES		361	8	2%	369
HEALTH PARK CARE CENTER		364	4	1%	368
ADVENT HEALTH - TAMPA		148	220	60%	368
HCSO OCCUPATIONAL HEALTH AND WELLNESS CENTER		291	77	21%	368
TRENTON MEDICAL CENTER INC DBA PALMS MEDICAL GROUP	4	270	93	25%	367
ADVENT HEALTH - TIMBERRIDGE ER		308	58	16%	366
VETERANS AFFAIRS MEDICAL CENTER - LAKE CITY		52	314	86%	366
Bay Breeze Senior Living and Rehabilitation Center		311	53	15%	364
ORCHARD RIDGE CARE AND REHABILITATION CENTER		345	19	5%	364
AMBULATORY SURGERY CENTER OF BOCA RATON LTD		360	4	1%	364
solaris Healthcare Parkway	2	345	17	5%	364
HEALTH CENTRAL PARK		297	66	18%	363
Parkview Rehabilitation Center at Winter Park		353	10	3%	363
ONESTOP MEDICAL AND URGENT CARE LLC		316	47	13%	363
HOLISTIX TREATMENT CENTERS		352	10	3%	362
VILLAGE DOCTORS FAMILY MEDICAL CENTER OF		295	64	18%	359
HARDEE COUNTY HEALTH DEPARTMENT		289	70	19%	359
WHITE-WILSON MEDICAL CENTER - NICEVILLE		319	40	11%	359
SANFORD LABORATORIES		332	26	7%	358
HAINES CITY REHABILITATION AND NURSING CENTER		334	24	7%	358
SUN COUNTRY PEDIATRICS PLLC	9	317	31	9%	357
SABAL DIRECT PRIMARY CARE, PA		296	61	17%	357
AZALEA TRACE PHYSICIAN SERVICES		351	4	1%	355
BRIDGEWATER PARK HEALTH AND REHAB		325	30	8%	355
AVANTE AT MT DORA		347	7	2%	354
ROSEWOOD HEALTH AND REHABILITATION CENTER		332	22	6%	354
TUSKAWILLA NURSING AND REHAB CENTER	2	345	7	2%	354
ATLANTIC SHORES NURSING AND REHAB CENTER	1	343	10	3%	354
MANORCARE HEALTH SERVICES - VENICE		298	55	16%	353
TAMARAC REHABILITATION & HEALTH CENTER		349	4	1%	353
PALMETTO SUBACUTE CARE CENTER		341	11	3%	352
MEDFAST URGENT CARE CENTER		122	230	65%	352
MY CLINICAL LAB		223	129	37%	352
VILLAGE AT VIENNA SQUARE,THE□	6	329	17	5%	352
BAY VILLAGE OF SARASOTA INC		349	3	1%	352
CORAL BAY HEALTHCARE AND REHABILITATION	1	338	12	3%	351
COLOR GENOMICS, INC.	2	343	6	2%	351
Marshall Health and Rehabilitation Center		302	49	14%	351
BAYSHORE DIAGNOSTICS		310	41	12%	351
OCEAN VIEW NURSING AND REHAB CENTER		334	17	5%	351
WALGREENS 3173		320	30	9%	350

COVID-19: testing by laboratory

Data through Mar 29, 2021 verified as of Mar 30, 2021 at 09:25 AM

Data in this report are provisional and subject to change.

The numbers in the table below represent the number of Florida and non-Florida residents for whom test results were received by the Department of Health. A person can be tested by more than one laboratory and can have both positive and negative results. **Therefore, the sum of the numbers in each column will be larger than the total number of people tested.**

Reporting lab	Inconclusive	Negative	Positive	Percent positive	Total
SPRINGTREE REHAB & HEALTH CARE CENTER		326	24	7%	350
FL HUD DESTIN, LLC D/B/A GRAND BOULEVARD HEALTH		308	39	11%	347
EXCEL PEDIATRICS		295	52	15%	347
HEALTH DESIGNS		332	14	4%	346
ARCPPOINT LABS OF SARASOTA MANATEE		266	79	23%	345
FAIRWAY OAKS CENTER LLC	6	332	6	2%	344
USAFSAM/PHE		174	170	49%	344
JAMES A HALEY VETERANS HOSPITAL			343	100%	343
CORAL TRACE HEALTH CARE	2	335	5	1%	342
ADVENT HEALTH CENTRA CARE - PALM COAST		80	261	77%	341
SAMANTHA WILSON CARE CENTER	4	326	10	3%	340
CRONOS CLINICAL LABORATORY	22	227	91	27%	340
SELECT REFERENCE LABORATORIES, LLC	1	326	12	4%	339
Coastal Health and Rehabilitation Center		327	11	3%	338
MEDICAL CENTER AT OCEAN REEF,THE		321	17	5%	338
AVANTE AT LEESBURG INC		335	2	1%	337
EMERALD COAST PEDIATRICS & ADOL		302	35	10%	337
ELMHURST HOSPITAL CENTER	1	307	28	8%	336
PENSACOLA PEDIATRICS, PA		318	17	5%	335
ENCOMPASS HEALTH REHABILITATION HOSPITAL OF SUNRISE	8	321	6	2%	335
BAPTIST PRIMARY CARE INC	1	309	25	7%	335
PEDIATRIC HEALTH CARE ALLIANCE, PA		301	34	10%	335
KISSIMMEE FACILITY OPERATIONS LLC		311	24	7%	335
AVENTURA REHAB AND NURSING CENTER		319	15	4%	334
NORTH PINELLAS STATMED QUICK QUALITY CLINICS		236	97	29%	333
OKEECHOBEE COUNTY HEALTH DEPT	1	238	94	28%	333
FLORIDA HEALTH CARE PLANS			333	100%	333
24/7 PEDIATRIC CARE CENTERS INC		313	20	6%	333
ELMCROFT PINECREST	1	307	23	7%	331
LAKE EUSTIS HEALTH AND REHABILITATION CENTER		323	8	2%	331
HOLIDAY CVS LLC DBA CVS/PHARMACY #0440		319	11	3%	330
Life Care Center at Inverrary		321	9	3%	330
MIDWAY SPECIALTY CARE CENTER	3	213	114	35%	330
Life Care Center at Wells Crossing		309	21	6%	330
COMMUNITY HEALTH AND REHABILITATION CENTER		267	62	19%	329
RIVERS FAMILY MEDICINE PA		247	81	25%	328
SOUTHWEST ORLANDO FAMILY MEDICINE, PL		273	53	16%	326
SILVER CREEK SENIOR LIVING COMMUNITY		321	5	2%	326
PIONEER CLINICAL LAB, LLC		212	113	35%	325
EPWORTH VILLAGE RETIREMENT COMMUNITY		319	6	2%	325
TAVARES PEDIATRICS		273	51	16%	324
ESTERO ISLAND MEDICAL CENTER		257	67	21%	324
The Care Center at Pinellas Park	1	315	8	2%	324
LabCorp (Non-Interfaced)	1	127	196	60%	324
PALM BEACH PEDIATRICS PA	2	282	40	12%	324
ARGO SENIOR LIVING AT HAVERHILL		303	20	6%	323
JACKSON PLAZA NURSING & REHAB CENTER	6	308	8	2%	322

COVID-19: testing by laboratory

Data through Mar 29, 2021 verified as of Mar 30, 2021 at 09:25 AM

Data in this report are provisional and subject to change.

The numbers in the table below represent the number of Florida and non-Florida residents for whom test results were received by the Department of Health. A person can be tested by more than one laboratory and can have both positive and negative results. **Therefore, the sum of the numbers in each column will be larger than the total number of people tested.**

Reporting lab	Inconclusive	Negative	Positive	Percent positive	Total
PALMS REHABILITATION AND HEALTHCARE CENTER		284	38	12%	322
KENNEDY PAIN CLINIC GROUP LLC		289	33	10%	322
DELTONA HEALTH CARE		298	24	7%	322
BEAR CREEK NURSING CENTER		316	5	2%	321
GOOD SAMARITAN SOCIETY-DAYTONA		300	21	7%	321
Solaris Healthcare Lake Bennet		285	36	11%	321
PruittHealth Santa Rosa		225	94	29%	319
KEY WEST HEALTH AND REHAB	1	309	8	3%	318
BIOCEPT		296	22	7%	318
MY HEALTHY BLUEPRINT BY BAPTIST HEALTH CARE		266	52	16%	318
LASER & SURGERY CENTER OF THE PALM BEACHES☐		315	2	1%	317
REHABILITATION CENTER OF LAKE CITY, THE		289	28	9%	317
PHYSICIANS REGIONAL WALK-IN		190	126	40%	316
ADVANCED AMBULATORY SURGERY CENTER		302	13	4%	315
Avante at Inverness		311	3	1%	314
CHEEK AND SCOTT DRUGS INC		263	51	16%	314
ST LUCIE EMPLOYEE HEALTH & WELLNESS CENTER		308	6	2%	314
MEDEXPRESS LUTZ		3	311	99%	314
CHURCH OF SCIENTOLOGY FLAG SERVICE ORGANIZATION		311	3	1%	314
FAMILY CARE PARTNERS OF NE FLORIDA LLC		241	72	23%	313
JACKSONVILLE KIDS PEDIATRICS, PLLC		278	35	11%	313
GENESIS MEDICAL LABORATORY MIAMI FL.		83	230	73%	313
AVELLINO LAB USA, INC	1	300	12	4%	313
HOLLEY NAVARRE MEDICAL CLINIC		234	78	25%	312
SIGNATURE HEALTHCARE AT THE COURTYARD		264	47	15%	311
ROSEN MEDICAL CENTER		270	41	13%	311
AMERICAN FINNISH NURSING HOME	2	301	8	3%	311
Heartland Healthcare of Ft. Myers	1	309	1	0%	311
REGENTS PARK OF BOCA RATON☐		308	3	1%	311
Vi at Lakeside Village Skilled Nursing		297	14	5%	311
Life Care Center of Sarasota		298	13	4%	311
FRICKS PHARMACY		247	63	20%	310
Solaris Healthcare Coconut Creek		303	6	2%	309
ST CATHERINE'S WEST REHABILITATION HOSPITAL		296	13	4%	309
ST JUDE CHILDREN'S RESEARCH HOSPITAL		293	15	5%	308
HEATHER HILL HEALTHCARE CENTER		262	46	15%	308
WIMAUMA COMMUNITY HEALTH CENTER		248	57	19%	305
LAKELAND REGIONAL HEALTH SYSTEMS INC		39	266	87%	305
ST JAMES HEALTH AND REHABILITATION CENTER		220	85	28%	305
PEDIATRICS IN BREVARD PA		251	54	18%	305
LUTHERAN HAVEN		296	9	3%	305
SAINTS 120 LLC	1	270	34	11%	305
CLARE BRIDGE ORMOND BEACH	1	303			304
HOMESTEAD MANOR	2	260	41	14%	303
DEPARTMENT OF HEALTH BUREAU OF FAMILY		297	6	2%	303
MANORCARE AT LELY PALMS		297	5	2%	302
The Grove Health and Rehabilitation		278	23	8%	301

COVID-19: testing by laboratory

Data through Mar 29, 2021 verified as of Mar 30, 2021 at 09:25 AM

Data in this report are provisional and subject to change.

The numbers in the table below represent the number of Florida and non-Florida residents for whom test results were received by the Department of Health. A person can be tested by more than one laboratory and can have both positive and negative results. **Therefore, the sum of the numbers in each column will be larger than the total number of people tested.**

Reporting lab	Inconclusive	Negative	Positive	Percent positive	Total
LA MER NH LLC		295	5	2%	300
MANOR CARE OF NAPLES FL LLC		297	3	1%	300
BOCA BIOLISTICS REFERENCE LABORATORY	2	185	112	37%	299
HUNT CLUB PEDIATRIC ASSOCIATES, P.A.		257	41	14%	298
BUENA VISTA URGENT CARE		264	34	11%	298
OSPREY LODGE		238	59	20%	297
PALM BEACH COUNTY FIREFIGHTERS HEALTH CLINIC, LLC		248	48	16%	296
CROSS POINTE CARE CENTER	2	288	6	2%	296
FLETCHER HEALTH AND REHABILITATION CENTER		295	1	0%	296
BROOKDALE DESTIN		284	12	4%	296
LAKE PARK OF MADISON		285	11	4%	296
TALLAHASSEE NHHI LLC	1	267	27	9%	295
BAY COUNTY SHERIFFS OFFICE JAIL FACILITY		249	45	15%	294
Avante at Orlando	1	287	6	2%	294
CONSULATE HEALTH CARE OF SAFETY HARBOR		286	7	2%	293
DAYTONA BEACH HEALTH AND REHAB CENTER		291	2	1%	293
NORTHWEST MEDICAL CENTER CLINICAL LABORATORY		175	118	40%	293
LONGWOOD FAMILY PRACTICE		224	69	24%	293
SILVERCREST HEALTH AND REHABILITATION CENTER	3	280	8	3%	291
BIOIQ		243	48	16%	291
RULEME CENTER	2	262	27	9%	291
ARCPOINT LABS OF ST PETERSBURG		205	85	29%	290
FLORIDA KEYS PEDIATRICS & ADOLESCENT CENTER		274	16	6%	290
LODGE HEALTH AND REHABILITATION CENTER, THE		258	32	11%	290
THE VILLAGES REGIONAL HOSPITAL FREESTANDING		259	31	11%	290
Avante at St Cloud, Inc.		283	7	2%	290
PALM GARDEN OF GAINESVILLE	2	285	2	1%	289
HOSPICE OF LAKE & SUMTER INC	1	282	6	2%	289
AVON PARK PEDIATRICS INC	3	259	27	9%	289
AMERICAN HEALTH ASSOCIATES INC	1	270	18	6%	289
AUBURN UNIVERSITY MEDICAL CLINIC		227	62	21%	289
ACCURATE DIAGNOSTIC LABS, INC		270	17	6%	287
DOCTORS MEMORIAL HOSPITAL		157	130	45%	287
TIERRA PINES CENTER		274	12	4%	286
METROPOLITAN HOSPITAL CENTER		278	7	2%	285
PERSONALIZED GENETIC TESTING	1	189	95	33%	285
LUIS A GHIGLINO MD PA		275	9	3%	284
AURORA DIAGNOSTICS BERNHARDT LABORATORIES PATHOLOGY SERVICE		190	93	33%	283
W FRANK WELLS NURSING HOME		255	28	10%	283
WHITE WILSON MEDICAL IMMEDIATE CARE NICEVILLE		65	217	77%	282
STERLING HOUSE OF DELAND		281	1	0%	282
Concordia Village of Tampa AL		277	5	2%	282
CENTERSTONE OF FLORIDA		258	22	8%	280
BAYA POINTE NURSING AND REHABILITATION		197	83	30%	280
SARAPATH DIAGNOSTICS		156	123	44%	279
Sunset Point Center		275	4	1%	279
DAVID SCOTT MADWAR MD PA		251	28	10%	279

COVID-19: testing by laboratory

Data through Mar 29, 2021 verified as of Mar 30, 2021 at 09:25 AM

Data in this report are provisional and subject to change.

The numbers in the table below represent the number of Florida and non-Florida residents for whom test results were received by the Department of Health. A person can be tested by more than one laboratory and can have both positive and negative results. **Therefore, the sum of the numbers in each column will be larger than the total number of people tested.**

Reporting lab	Inconclusive	Negative	Positive	Percent positive	Total
VILLAGE PLACE NH LLC		255	24	9%	279
BOULEVARD REHABILITATION CENTER		264	14	5%	278
WESTCHESTER GARDENS LIMITED PARTNERSHIP		272	6	2%	278
Solaris HealthCare Imperial		270	8	3%	278
renaissance health and rehabilitation center		259	19	7%	278
PENSACOLA PEDIATRICS - PACE		266	12	4%	278
PRUITT HEALTH-SANTA ROSA		275	2	1%	277
Crossbreeze care center	1	274	2	1%	277
HARBOURWOOD	1	272	4	1%	277
CYPRESS COVE		270	6	2%	276
VILLAGES REGIONAL HOSPITAL SURGERY CENTER LLC, THE		218	58	21%	276
Rehabilitation Center for Park Place LLC		265	11	4%	276
RIVERWOOD HEALTH NH LLC		236	39	14%	275
RITECARE MEDICAL CENTER		199	76	28%	275
STATMED QUICK QUALITY CLINIC AT NORTH PINELLAS		66	209	76%	275
Glades West Rehabilitation and Nursing Center		266	8	3%	274
MADISON FACILITY INC		269	3	1%	272
HAVEN OF OUR LADY OF PEACE INC		264	8	3%	272
CHIPOLA HEALTH AND REHAB		254	18	7%	272
NASSAU COUNTY JAIL		229	43	16%	272
FLORIDA ATLANTIC UNIVERSITY STUDENT HEALTH		228	43	16%	271
FOUNTAIN INN NURSING & REHABILITATION CTR, INC		265	6	2%	271
USA HEALTH UNIVERSITY HOSPITAL CLINICAL LABORATORY	1	260	10	4%	271
MACCLENNY NURSING AND REHAB		252	18	7%	270
VETERANS AFFAIRS MEDICAL CENTER - MIAMI		2	268	99%	270
Chatsworth at PGA National, LLC		257	12	4%	269
Premier Place at The Glenview		260	9	3%	269
RENAISSANCE AT THE TERRACES		268	1	0%	269
CITY OF PORT SAINT LUCIE		247	21	8%	268
PROTEUS MOLECULAR AND CLINICAL LAB	1	155	112	42%	268
ADVENT HEALTH CARE CENTER	9	246	13	5%	268
APLS SERVICES LLC D/B/A CLEAR DIAGNOSTICS	12	254	2	1%	268
ADVENT HEALTH CENTRA CARE - ORMOND BEACH		113	155	58%	268
BRENTWOOD RETIREMENT COMMUNITY	5	232	31	12%	268
WESTWOOD HEALTHCARE SNF		221	46	17%	267
PAVILION FOR HEALTHCARE, THE		265	2	1%	267
West Melbourne Health and Rehabilitation Center		266	1	0%	267
ABBOTT LABORATORIES		166	100	38%	266
PBC FIREFIGHTER BENEFIT FUND WELLNESS CENTER		222	44	17%	266
Surrey Place Healthcare and Rehabilitation		264	2	1%	266
SERANADES BY SONATA WEST ORANGE		236	29	11%	265
LAKESIDE NEUROLOGIC		254	10	4%	264
DE LUNA HEALTH AND REHABILITATION CENTER		240	23	9%	263
FLORIDA STATE HOSPITAL CLINICAL LABORATORY		261	2	1%	263
CHIPOLA MEDICAL ASSOCIATES, LLC		186	76	29%	262
ARBOR FACILITY INC		260	2	1%	262
BROWARD NURSING & REHABILITATION CTR	8	240	14	5%	262

COVID-19: testing by laboratory

Data through Mar 29, 2021 verified as of Mar 30, 2021 at 09:25 AM

Data in this report are provisional and subject to change.

The numbers in the table below represent the number of Florida and non-Florida residents for whom test results were received by the Department of Health. A person can be tested by more than one laboratory and can have both positive and negative results. **Therefore, the sum of the numbers in each column will be larger than the total number of people tested.**

Reporting lab	Inconclusive	Negative	Positive	Percent positive	Total
PARTICLE THEORY LABS		239	22	8%	261
CLIFFORD CHESTER SIMS VA NURSING HOME		251	9	3%	260
FIRST CHOICE PRIMARY CARE		207	53	20%	260
PONTE VEDRA GARDENS		259	1	0%	260
CONSULATE HEALTHCARE OF KISSIMMEE		247	12	5%	259
FLORIDA WOMAN CARE LABORATORY LLC		232	26	10%	258
ALLIANCE PEDIATRICS PA		253	5	2%	258
AZALEA TRACE		245	13	5%	258
ADVENT HEALTH - ORLANDO		195	61	24%	256
MARTIN MEMORIAL MEDICAL CENTER LAB		128	126	50%	254
AMELIA MEDICAL CARE		104	150	59%	254
Solaris Senior Living North Naples ALF		245	9	4%	254
SHELL POINT VILLAGE MEDICAL CENTER		246	7	3%	253
JACKSONVILLE UNIVERSITY	1	239	13	5%	253
WASHINGTON REHAB AND NURSING		243	10	4%	253
NORTH FLORIDA PEDIATRICS - MARIANNA		213	39	15%	252
BOND CLINIC, PA		185	67	27%	252
LORI MCAULIFFE MD PA		221	31	12%	252
BHA TITUSVILLE CLINIC		236	15	6%	251
FAMILY MEDICAL CARE OF PALM BEACH		190	60	24%	250
Cross Gardens Care Center		249	1	0%	250
MIAMI JEWISH HEALTH SYSTEMS, INC	4	237	9	4%	250
FORT MYERS REHABILITATION AND NURSING CENTER		224	26	10%	250
BUREAU OF CLINICAL LABORATORIES		208	41	16%	249
ST MARK VILLAGE	1	243	5	2%	249
CARRINGTON PLACE OF ST PETE LLC		242	6	2%	248
CONEY ISLAND HOSPITAL		241	7	3%	248
LAKEVIEW INTERNAL MEDICINE		188	60	24%	248
WALGREENS 10670		215	32	13%	247
KR at Hillsborough Lakes/Lutz Healthcare		237	10	4%	247
Heritage Healthcare at Tallahassee		239	7	3%	246
EDGEWATER AT WATERMAN VILLAGE,THE		231	15	6%	246
TERRACES OF LAKE WORTH CARE CENTER□		234	12	5%	246
AVECINA MOBILE		121	125	51%	246
ADVENTHEALTH EXPRESS CARE AT WESLEY CH		218	28	11%	246
HEARTLAND PEDIATRICS OF LAKE PLACID PA	1	215	30	12%	246
BAYVIEW CENTER		240	5	2%	245
ROSEWOOD HEALTHCARE & REHABILITATION CENTER		239	6	2%	245
University Crossing		244			244
MALABAR/ADVENT CENTRA CARE		48	196	80%	244
Chatham Glen Healthcare and Rehabilitation Center		236	8	3%	244
JACKSONVILLE VA UNIVERSITY OPC	4	231	8	3%	243
FLORIDA CLINICAL LABORATORY-BIOREFERENCE LABORATORIES		92	151	62%	243
LIFE HOPE LABS, LLC		238	5	2%	243
SUNCOAST URGENT CARE		185	58	24%	243
ARCHER HEALTH VENTURES, LLC		217	25	10%	242
HOMESTEAD VILLAGE		230	11	5%	241

COVID-19: testing by laboratory

Data through Mar 29, 2021 verified as of Mar 30, 2021 at 09:25 AM

Data in this report are provisional and subject to change.

The numbers in the table below represent the number of Florida and non-Florida residents for whom test results were received by the Department of Health. A person can be tested by more than one laboratory and can have both positive and negative results. **Therefore, the sum of the numbers in each column will be larger than the total number of people tested.**

Reporting lab	Inconclusive	Negative	Positive	Percent positive	Total
UCC - WELLINGTON		3	238	99%	241
GOOD SAMARITAN CARES		236	5	2%	241
CONCIMED LLC		217	23	10%	240
FELLOWSHIP HOME AT THE FAIRWAY LLC		233	7	3%	240
CLARE BRIDGE OF SARASOTA		238	2	1%	240
WHITE WILSON MEDICAL CENTER IMMEDIATE CARE		131	108	45%	239
PALM GARDEN OF AVENTURA		236	3	1%	239
ORANGE COUNTY HEALTH DEPT		228	11	5%	239
AMERICAN HOUSE SENIOR LIVING		189	50	21%	239
TGH		1	237	100%	238
220 GOLDEN, LLC	1	220	16	7%	237
JUPITER MEDICAL CENTER URGENT CENTER		194	43	18%	237
Consulate Health Care of St. Petersburg		230	7	3%	237
AFTER HOURS PEDIATRICS INC	1	1	235	99%	237
ST AUGUSTINE HEALTH & REHAB CENTER		235	1	0%	236
ARDEN COURTS OF TAMPA	2	229	5	2%	236
SEAVIEW NURSING AND REHABILITATION CENTER		227	9	4%	236
OAK HAMMOCK AT THE UNIVERSITY OF FLORIDA		229	6	3%	235
REGENTS PARK AT AVENTURA		221	14	6%	235
BAY TREE CARE AND REHABILITATION CENTER		197	38	16%	235
ATLANTIC URGENT CARE		155	78	33%	233
POMPANO REHABILITATION AND NURSING CTR		232			232
MANDARIN PEDIATRICS		210	22	9%	232
STERLING HOUSE OF WINTER HAVEN		229	3	1%	232
ManorCare Health Services-Palm Harbor	1	229	1	0%	231
HOLISTIC PEDIATRICS GROUP LLC		210	21	9%	231
Orchid Cove at Sarasota		229	1	0%	230
LYNN HAVEN SPORTS COMPLEX-WALKON CLINIC		21	209	91%	230
ST ANTHONYS REHABILITATION HOSPITAL	9	218	2	1%	229
Lake Port Square Health Center		212	17	7%	229
MIAMI CEREBRAL PALSY RESIDENTIAL		227	1	0%	228
AVANTE AT ORMOND BEACH INC		221	6	3%	227
Lakewood Nursing Center		197	29	13%	226
PARKS HEALTHCARE & REHABILITATION CTR	4	211	11	5%	226
EDGEWOOD NURSING CENTER		217	9	4%	226
SAMIR EBEID MD		203	23	10%	226
CCS - JOSEPH V CONTE		223	2	1%	225
DISCOVERY VILLAGE AT MELBOURNE		197	27	12%	224
BARTRAM CROSSING		224			224
EVENT MED SERVICES LABORATORY		219	5	2%	224
THE RESIDENCE AT TIMBER PINES	4	195	25	11%	224
SURREY PLACE CARE CENTER		218	6	3%	224
ASCENSION MEDICAL GROUP		5	218	98%	223
LEHIGH VALLEY GENOMICS			223	100%	223
LCS SANDHILL COVE LLC DBA	6	208	9	4%	223
WIREGRASS DIRECT PRIMARY CARE PLLC		190	33	15%	223
DOS OF NORTH SHORES NURSING & REHAB CENTER		222			222

COVID-19: testing by laboratory

Data through Mar 29, 2021 verified as of Mar 30, 2021 at 09:25 AM

Data in this report are provisional and subject to change.

The numbers in the table below represent the number of Florida and non-Florida residents for whom test results were received by the Department of Health. A person can be tested by more than one laboratory and can have both positive and negative results. **Therefore, the sum of the numbers in each column will be larger than the total number of people tested.**

Reporting lab	Inconclusive	Negative	Positive	Percent positive	Total
MARTIN ACQUISITION 1 LLC DBA		208	14	6%	222
NORTH FLORIDA PEDIATRICS PA - DUVAL		193	29	13%	222
FORT PIERCE HEALTH CARE		215	7	3%	222
VI AT BENTLEY VILLAGE HOME CARE		221	1	0%	222
PINNACLES PEDS CARE PA		222			222
PADDOCK RIDGE		218	3	1%	221
ST VINCENT'S AMBULATORY CARE INC DBA	2	188	31	14%	221
CONCORD LIFE SCIENCES LLC	2	201	17	8%	220
ADVENT HEALTH - LAKE NONA		191	29	13%	220
Signature healthcare of Jacksonville		215	5	2%	220
NSPIRE HEALTHCARE LAUDERHILL		214	6	3%	220
SIGNATURE HEALTHCARE OF ORANGE PARK		216	3	1%	219
Boynnton Beach Rehabilitation Center	2	213	4	2%	219
CORAL REEF NURSING & REHABILITATION CENTER		213	6	3%	219
ANGELS DIAGNOSTIC GROUP		174	45	21%	219
WOOD LAKE HEALTH AND REHABILITATION CENTER		219			219
HOSPICE OF ST FRANCIS INC□		212	7	3%	219
OAKBROOK HEALTH AND REHABILITATION CENTER	1	204	14	6%	219
ADVENT HEALTH CENTRA CARE - DAYTONA BEACH		94	124	57%	218
VETERANS AFFAIRS ORLANDO VA MEDICAL CENTER			217	100%	217
DOCTORS MEMORIAL FAMILY MEDICINE	2	149	66	30%	217
ST. CLOUD REGIONAL MEDICAL CENTER		199	18	8%	217
LAKE PORT SQUARE		200	17	8%	217
THE MANOR AT CARPENTERS		185	32	15%	217
ORLANDO ORTHOPAEDIC OUTPATIENT SURGERY CENTER LLC		214	3	1%	217
BROOKDALE ATRIM WAY		210	6	3%	216
COLONY CLUB ALF,THE	1	202	13	6%	216
LAKESIDE HEALTH CENTER		216			216
CORAL GABLES NURSING & REHABILITATION CENTER		206	10	5%	216
CHILDREN MED CARE INC		182	33	15%	215
GATEWAY/ADVENT CENTRA CARE	1	24	190	88%	215
BORLAND GROOVER CLINIC	1	177	37	17%	215
EXPERTUS LABORATORIES INC		142	73	34%	215
MEDICAL CONSULTANTS OF FLORIDA LLC	1	181	33	15%	215
SUPERIOR RESIDENCES OF PANAMA CITY BEACH		209	6	3%	215
ELLENTON PEDIATRICS PA		200	14	7%	214
BLOCK, NATION, CHASE, AND SMOLEN FAMILY MEDICINE		157	57	27%	214
KEY LARGO - LARGO CARGO		193	21	10%	214
IMA MEDICAL GROUP		145	68	32%	213
INN AT ASTON GARDENS, THE		205	8	4%	213
MORSELIFE MEMORY CARE RESIDENCE		204	9	4%	213
Consulate Healthcare of West Palm Beach		197	16	8%	213
Avante at Lake Worth, Inc.		211	2	1%	213
POCONO MEDICAL CENTER		212			212
FLAGLER COUNTY DETENTION CENTER		200	12	6%	212
SPRINGS AT LAKE POINTE WOODS		210	2	1%	212
CONSULATE HEALTH CARE OF WINTER HAVEN		209	3	1%	212

COVID-19: testing by laboratory

Data through Mar 29, 2021 verified as of Mar 30, 2021 at 09:25 AM

Data in this report are provisional and subject to change.

The numbers in the table below represent the number of Florida and non-Florida residents for whom test results were received by the Department of Health. A person can be tested by more than one laboratory and can have both positive and negative results. **Therefore, the sum of the numbers in each column will be larger than the total number of people tested.**

Reporting lab	Inconclusive	Negative	Positive	Percent positive	Total
LIFE CARE CENTER OF PORT ST. LUCIE		200	12	6%	212
CONSULATE HEALTH CARE OF MELBOURNE		207	5	2%	212
Bayside Health and Rehabilitation		181	31	15%	212
San Jose Health & Reabilitation		206	6	3%	212
BODYK		207	4	2%	211
MACTOWN, INC		209	2	1%	211
SUNRISE DIAGNOSTIC LABORATORY		158	53	25%	211
GUEST HOUSE OCALA, THE		204	6	3%	210
Royal Oaks Nursing and Rehab		209	1	0%	210
SOLARIS SENIOR LIVING VERO BEACH		202	8	4%	210
HEALTH FIRST - HOLMES REGIONAL MEDICAL CENTER		32	178	85%	210
BAY VUE NURSING AND REHABILITATION CENTER		200	10	5%	210
CCS - PAUL REIN DETENTION FACILITY		144	66	31%	210
GOOD SAMARITAN SOCIETY OF DELAND		199	11	5%	210
Nspire Health Care Kendall		199	10	5%	209
The Palace Nursing and Rehabilitation Center		209			209
Whispering Oaks	11	175	23	11%	209
Taylor Care Center		204	5	2%	209
SANDY PINES	2	188	19	9%	209
Flagler Health and Rehabilitation		205	3	1%	208
PALMS MEDICAL GROUP HIGH SPRINGS		174	34	16%	208
FULGENT GENETICS	2	166	40	19%	208
Avante at Melbourne		205	3	1%	208
BAPTIST HEALTH URGENT CARE AT PLANTATION		168	39	19%	207
ST PETERSBURG PEDIATRICS-EAST BAY	1	171	34	17%	206
PATHWAY PHARMACY		172	34	17%	206
MATHISON RETIREMENT COMMUNITY, INC	1	197	8	4%	206
KINDRED HOSPITAL THE PALM BEACHES		201	5	2%	206
BAPTIST HEALTH SOUTH FLORIDA - WEST BOCA URGENT CARE		161	44	21%	205
Cross Terrace REhabitation		203	2	1%	205
QUICK CARE MED LLC	1	152	52	25%	205
PINELLAS CARE CENTER		171	34	17%	205
Sunnyside Nursing Home		202	3	1%	205
FLORIDA HEALTH CARE PLAN INC		2	202	99%	204
PCB CLINIC		159	45	22%	204
DISCOVERY VILLAGE AT NAPLES		187	17	8%	204
ARDEN COURTS OF SEMINOLE		163	41	20%	204
ST JOSEPH'S HOSPITAL LABORATORY			203	100%	203
BROOKDALE OF SPRING HILL	9	192	2	1%	203
GLENRIDGE ON PALMER RANCH,THE		195	8	4%	203
FARAH MEDICAL		189	14	7%	203
POLK COUNTY HEALTH DEPARTMENT		178	24	12%	202
PATHGROUP LABS LLC		97	105	52%	202
ADVENT HEALTH CENTRA CARE - APOPKA NORTH		172	30	15%	202
JUPITER MEDICAL CENTER URGENT CARE - STUART		151	51	25%	202
Governors Creek Health and Rehabilitation	1	198	2	1%	201
ADVANCED MEDICAL GROUP		1	200	100%	201

COVID-19: testing by laboratory

Data through Mar 29, 2021 verified as of Mar 30, 2021 at 09:25 AM

Data in this report are provisional and subject to change.

The numbers in the table below represent the number of Florida and non-Florida residents for whom test results were received by the Department of Health. A person can be tested by more than one laboratory and can have both positive and negative results. **Therefore, the sum of the numbers in each column will be larger than the total number of people tested.**

Reporting lab	Inconclusive	Negative	Positive	Percent positive	Total
VAMC WEST PALM LAB		5	196	98%	201
BRADEN RIVER REHABILITATION CENTER LLC		200	1	0%	201
The Waterford		198	3	1%	201
HERITAGE HEALTHCARE AND REHABILITATION CENTER		195	5	3%	200
BOCA RATON REHABILITATION CENTER	4	192	4	2%	200
PALM HARBOR FAMILY PRACTICE & WALK-IN		153	47	24%	200
LAKE VIEW CARE CENTER AT DELRAY		193	6	3%	199
SOUTHLAND SUITES OF ORMOND BEACH	4	195			199
ADVENT HEALTH - CARROLLWOOD	4	169	26	13%	199
DEPARTMENT OF HEALTH & HUMAN SERVICES		198			198
GRACE PEDIATRICS		167	31	16%	198
LAUREL POINT CARE ACQUISITION LLC DBA SANDGATE GARDENS REHAB AND NURSI		171	27	14%	198
Avante of Boca Raton		198			198
TUSCAN GARDENS OF PALM COAST		192	5	3%	197
MIRACLE HILL NURSING & REHABILITATION CENTER INC		191	6	3%	197
UNIVERSITY OF MIAMI		70	127	64%	197
NEW YORK CITY DEPARTMENT OF HEALTH & MENTAL		163	34	17%	197
MILLENNIUM PHYSICIAN GROUP LLC		171	26	13%	197
ABBIEJEAN RUSSELL CARE CENTER		195	1	1%	196
AMA MEDICAL GROUP LLC		164	32	16%	196
NO FLORIDA PEDIATRICS, PA		169	27	14%	196
TARPON POINT NURSING AND REHABILITATION CENTER		192	3	2%	195
Heritage Park Rehabilitation & Healthcare		177	18	9%	195
HIGHLANDS URGENT CARE			194	100%	194
BEACON AT GULF BREEZE, THE	2	181	11	6%	194
BRUCE S WEST MD	1	192	1	1%	194
PATRIOT MEDICAL LABORATORIES		185	8	4%	193
SARNO EXTENDED HOURS		124	69	36%	193
MARION AND BERNARD L SAMSON NURSING CENTER		189	4	2%	193
ALLSOUTH URGENT CARE		25	168	87%	193
KENILWORTH CARE & REHABILITATION CENTER		181	12	6%	193
FINLAY CLINICAL LABORATORY INC	1	39	152	79%	192
CYPRESS POINT LIVING, LLC		177	15	8%	192
CARENOW LAKE MARY		45	147	77%	192
HEALTH LINK DIAGNOSTIC LABORATORIES		182	9	5%	191
PARK MEADOWS HEALTH AND REHABILITATION CENTER		191			191
BARKLEY PLACE	1	186	4	2%	191
LAB CORP	1	111	79	41%	191
life Care Center of Melbourne		174	17	9%	191
WALGREENS 4915	1	170	19	10%	190
HOSPITAL FOR SPECIAL SURGERY		187	3	2%	190
NEO GENOMICS - FORT MYERS	1	183	6	3%	190
FIRST CHOICE PEDIATRICS SEMORAN		98	91	48%	189
RIVERWOOD CENTER,THE		179	10	5%	189
CRYSTAL RIVER HEALTH & REHAB		188	1	1%	189
MEDICATION ROOMS-CSU/CI NURSE STATION	1	177	11	6%	189
OCEAN REEF MEDICAL CENTER		150	38	20%	188

COVID-19: testing by laboratory

Data through Mar 29, 2021 verified as of Mar 30, 2021 at 09:25 AM

Data in this report are provisional and subject to change.

The numbers in the table below represent the number of Florida and non-Florida residents for whom test results were received by the Department of Health. A person can be tested by more than one laboratory and can have both positive and negative results. **Therefore, the sum of the numbers in each column will be larger than the total number of people tested.**

Reporting lab	Inconclusive	Negative	Positive	Percent positive	Total
LABCORP BURLINGTON		148	40	21%	188
LEESBURG PEDIATRICS		161	27	14%	188
The Ponce Therapy Care Center		184	4	2%	188
WOMEN’S CARE FLORIDA LABORATORY		183	5	3%	188
VIERA MANOR ASSISTED LIVING RESIDENCE		181	7	4%	188
GULF COAST MEDICAL CENTER		182	5	3%	187
YOUR FAMILY WALK-IN CLINIC		13	174	93%	187
PLANTATION NURSING & REHAB CENTER		187			187
SENIOR LIVING VII TAMPA LLC	1	177	9	5%	187
MIAMI VA HEALTHCARE SYSTEM			186	100%	186
CSL PLASMA		31	155	83%	186
ANTHEM LAKES LLC		151	35	19%	186
SOUTH BALDWIN REGIONAL MEDICAL CENTER		174	12	6%	186
Jacaranda Manor		184	1	1%	185
ADVENT		172	13	7%	185
WORKPLACE SCREENING INTELLIGENCE			185	100%	185
MIDWAY PRIMARY CARE, LLC	11	103	71	38%	185
STAR CARE		160	25	14%	185
NIGHT LITE PEDIATRICS WINTER GARDEN		144	41	22%	185
BAPTIST HEALTH PRIMARY CARE	1	134	49	27%	184
ZON BEACHSIDE LLC		147	37	20%	184
CANTERFIELD OF CLAY COUNTY		146	38	21%	184
ST. JAMES BAY HEALTH AND REHABILITATION CENTER		183	1	1%	184
GEORGIA DEPARTMENT OF PUBLIC HEALTH	1	5	178	97%	184
LIFE CARE CENTER OF ALTAMONTE SPRINGS		157	27	15%	184
JACKSONVILLE NURSING AND REHAB CENTER		176	8	4%	184
EDWARD J HEALEY REHAB & NURSING CENTER		183			183
TUSCAN GARDENS OF VENETIA MANAGEMENT COMPANY		169	14	8%	183
ADVENT HEALTH CENTRA CARE - WESLEY CHAPEL		13	170	93%	183
Sunrise Health and Rehabilitation Center		175	8	4%	183
FLORIDA DEPARTMENT OF HEALTH IN TAYLOR COUNTY	1	139	43	23%	183
HAWKINS FAMILY MEDICINE LLC	1	130	51	28%	182
BROOKDALE ORANGE PARK		181	1	1%	182
PHYSICIANS REGIONAL MEDICAL CENTER - PINE RIDGE		20	162	89%	182
COLLIER PHARMACY		147	35	19%	182
GLADES HEALTH CARE CENTER		178	3	2%	181
NADAL PEDIATRICS - VICTORIA STREET (3385)		153	28	15%	181
A PLUS PEDIATRICS		158	23	13%	181
Emory L Bennett State Veterans Nursing Home		178	3	2%	181
GEORGE SAFRAN MD PC		167	13	7%	180
JUNO DERMATOLOGY LLC		163	17	9%	180
STERLING HOUSE OF PUNTA GORDA		179	1	1%	180
SUNY UPSTATE MEDICAL UNIVERSITY		164	15	8%	179
PRIMECARE OF DOTHAN		125	54	30%	179
ARDEN COURTS OF LARGO FL, LLC		157	22	12%	179
US MEDICAL CARE, INC		157	21	12%	178
PEDIATRIC SPECIALISTS MEDICAL GROUP	1	165	12	7%	178

COVID-19: testing by laboratory

Data through Mar 29, 2021 verified as of Mar 30, 2021 at 09:25 AM

Data in this report are provisional and subject to change.

The numbers in the table below represent the number of Florida and non-Florida residents for whom test results were received by the Department of Health. A person can be tested by more than one laboratory and can have both positive and negative results. **Therefore, the sum of the numbers in each column will be larger than the total number of people tested.**

Reporting lab	Inconclusive	Negative	Positive	Percent positive	Total
ALL SEASONS NAPLES LLC☐		172	5	3%	177
ADVENT HEALTH CENTRA CARE - CARROLLWOOD		5	172	97%	177
SUMMERFIELD EMERGENCY ROOM		133	44	25%	177
ROSECASTLE OF CITRUS		147	30	17%	177
EXOSOME DIAGNOSTICS	1	157	19	11%	177
GENE BY GENE		61	115	65%	176
FLORIDA DEPARTMENT OF HEALTH IN ALACHUA COUNTY -		162	14	8%	176
ARDEN COURTS OF FORT MYERS		170	6	3%	176
ARDEN COURTS OF DELRAY BEACH FL LLC	3	163	10	6%	176
RIVERSIDE RECOVERY OF TAMPA		175	1	1%	176
CARE CENTERS OF NASSAU		172	3	2%	175
ORLANDO HEALTH EMERGENCY DEPARTMENT		163	12	7%	175
CANTERFIELD OF OCALA, LLC		163	11	6%	174
ASTON GARDENS AT PELICAN MARSH		169	5	3%	174
The Inn at Sarasota Bay Club		172	2	1%	174
ANCHOR CARE AND REHABILITATION CENTER		173	1	1%	174
BENDERSON FAMILY SKILLED NURSING AND☐		157	17	10%	174
SACRED HEART HEALTH SYSTEM INC		140	33	19%	173
NORTH FLORIDA INTERNAL MEDICINE PA		139	34	20%	173
BONITA PHARMACY		155	18	10%	173
DOLPHIN POINTE HEALTH CARE LLC		153	20	12%	173
BRIGHTON EGGERT PHARMACY INC		165	7	4%	172
STUART - FAIRGROUNDS		151	21	12%	172
FORT WALTON REHABILITATION CENTER		133	39	23%	172
BAY EDUCATORS WELLNESS CENTER		115	57	33%	172
MID FLORIDA PATHOLOGY LLC MOBILE UNIT #4		119	53	31%	172
PEDIATRICS OF GREATER ORLANDO		148	24	14%	172
CENTRAL FLORIDA HEALTHCARE GROUP LLC		151	21	12%	172
HEALTHPOINT MED GRP OF THE EMERALD COAST LLC		138	34	20%	172
LAKE REGIONAL URGENT CARE		11	160	94%	171
ROSECASTLE OF ZEPHRHILLS		168	3	2%	171
BROOKDALE FORT MYERS THE COLONY		167	4	2%	171
CAREATC CITY OF TAMPA	2	139	29	17%	170
MCW MENTAL HEALTH LLC		166	4	2%	170
VILLA MARIA WEST SKILLED NURSING FACILITY		163	7	4%	170
HIGHLANDS LAKE CENTER		165	5	3%	170
PEACHTREE IMMEDIATE CARE		139	31	18%	170
MOBILE INFIRMARY MED CENTER PATH LAB		154	15	9%	169
HUNT CLUB PEDIATRIC ASSOCIATES PA		106	63	37%	169
WILLISTON PEDIATRICS PA	1	139	29	17%	169
Life Care Center of Orlando		164	5	3%	169
SUWANNEE VALLEY NURSING CENTER		155	14	8%	169
ADVENT HEALTH - PALM HARBOR ER		132	36	21%	168
PANAMA CITY DEVELOPMENTAL CENTER☐		168			168
NAIA		167	1	1%	168
ENCOMPASS HEALTH REHABILITATION OF SEA PINES		167	1	1%	168
SUNLIFE PHARMACY		149	19	11%	168

COVID-19: testing by laboratory

Data through Mar 29, 2021 verified as of Mar 30, 2021 at 09:25 AM

Data in this report are provisional and subject to change.

The numbers in the table below represent the number of Florida and non-Florida residents for whom test results were received by the Department of Health. A person can be tested by more than one laboratory and can have both positive and negative results. **Therefore, the sum of the numbers in each column will be larger than the total number of people tested.**

Reporting lab	Inconclusive	Negative	Positive	Percent positive	Total
OSPREY VILLAGE AT AMELIA ISLAND LTD		157	10	6%	167
URGENT CARE OF THE PALM BEACHES, NORTH PALM BEACH			167	100%	167
VILLAGE PEDIATRICS LLC		139	28	17%	167
ADVENT HEALTH CENTRA CARE - TEMPLE TERRACE	1	103	63	38%	167
COASTAL INTERNAL MEDICINE		128	38	23%	166
MEADOWCREST FAMILY PHYSICIANS		97	69	42%	166
Hampton Court Nursing and Rehabilitation Center		163	2	1%	165
REGENCY PARK		147	18	11%	165
THE ARLINGTON OF NAPLES INC.		162	3	2%	165
CAYUGA MEDICAL CENTER AT ITHACA		160	5	3%	165
CITRUS HEALTH AND REHAB		132	33	20%	165
WOODBRIIDGE FACILITY INC		159	5	3%	164
PROFESSIONAL URGENT CARE SERVICES		128	36	22%	164
LAKEVIEW TERRACE RETIREMENT COMMUNITY		147	17	10%	164
AMERICAN FAMILY MEDICAL LLC		124	40	24%	164
NAPHCARE, INC AT MANATEE COUNTY JAIL		139	25	15%	164
NORTH BEACH REHABILITATION CENTER		162	2	1%	164
TRI COUNTY NURSING HOME		162	1	1%	163
VITAS HEALTHCARE CORPORATION OF FL		148	15	9%	163
BRADENTON HEALTH CARE		163			163
PRECISION GENETICS, INC		157	6	4%	163
WESLEY HAVEN VILLA	1	127	34	21%	162
FINNISH AMERICAN REST HOME-ALF		160	2	1%	162
VIPEDIATRICS PLLC		147	15	9%	162
EAST NEW YORK DIAGNOSTIC AND TREATMENT		152	9	6%	161
CHARTER SENIOR LIVING OF PANAMA CITY BEACH		140	21	13%	161
ESCAMBIA COUNTY JAIL DETENTION DIVISION		156	5	3%	161
SOMERBY LAKE NONA		154	7	4%	161
GREENBRIAR REHABILITATION AND NURSING CENTER	1	159			160
KEYSTONE REHAB		160			160
ARCADIA HEALTH AND REHABILITATION CENTER		100	60	38%	160
TERRACE AT HOBE SOUND, THE	1	154	4	3%	159
WEST COAST FAMILY MEDICAL CARE		125	34	21%	159
BROOKDALE PENSACOLA		158	1	1%	159
ABSOLUTE HEALTH INTERNAL MEDICINE AND PEDIATRICS		140	19	12%	159
DESOTO PALMS ALF		153	5	3%	158
WUESTHOFF REF LABORATORY			158	100%	158
HIALEAH SHORES NURSING AND REHAB CENTER		149	8	5%	157
Kindred Hospital South Florida Hollywood SNU		150	7	4%	157
DOCTORS MEMORIAL FAMILY PRACTICE	2	119	36	23%	157
KRYSTAL BAY NURSING AND REHABILITATION		152	5	3%	157
TIMBERRIDGE NURSING HOME & REHAB		123	33	21%	156
NORTH PORT REHABILITATION AND NURSING CENTER		155	1	1%	156
Englewood Healthcare and Rehab		141	15	10%	156
QUALITY URGENT CARE AND WELLNESS PL	3	110	42	27%	155
QUEENS HOSPITAL CENTER	1	144	10	6%	155
WILTON MANORS HEALTH & REHABILITATION CENTER		146	9	6%	155

COVID-19: testing by laboratory

Data through Mar 29, 2021 verified as of Mar 30, 2021 at 09:25 AM

Data in this report are provisional and subject to change.

The numbers in the table below represent the number of Florida and non-Florida residents for whom test results were received by the Department of Health. A person can be tested by more than one laboratory and can have both positive and negative results. **Therefore, the sum of the numbers in each column will be larger than the total number of people tested.**

Reporting lab	Inconclusive	Negative	Positive	Percent positive	Total
POINTE, THE		127	28	18%	155
FHMG-FLORIDA HOSPITAL MEDICAL GROUP		130	25	16%	155
COCOA BEACH/ADVENT CENTRA		41	114	74%	155
PROVIDENCE HOSPITAL LABORATORY		146	8	5%	154
DIAMOND RIDGE		147	7	5%	154
PRUITT HEALTH		152	2	1%	154
ALL FLORIDA FAMILY AND SPORTS MEDICINE		134	20	13%	154
FAWCETT MEMORIAL HOSPITAL-LAB		39	115	75%	154
PALMETTTO FACILITY INC	1	153			154
NADAL PEDIATRICS		122	31	20%	153
WRIGHTS HEALTH CARE AND REHABILITATION CENTER		123	30	20%	153
RDV SPORTSPLEX PEDIATRICS		125	27	18%	152
FIRST CHOICE PEDIATRICS INC		139	13	9%	152
NO FLORIDA PEDIATRICS, PA - BRADFORD		123	29	19%	152
SUNNY HILLS ALF OF SEBRING INC		140	12	8%	152
BENTON HOUSE AT OAKLEAF		122	30	20%	152
PHYSICIAN PARTNERS PERRY		87	64	42%	151
GRAVITY DIAGNOSTICS		56	95	63%	151
NAVARRE GARDENS LLC		126	25	17%	151
JACKSON COUNTY HEALTH DEPARTMENT		104	47	31%	151
Madison Health and Rehabilitation Center		115	36	24%	151
LABORATORY OF FLORIDA		97	53	35%	150
VIERA DEL MAR HEALTH AND REHABILITATION CENTER		146	4	3%	150
The Crossroads		149	1	1%	150
CORE BIO LABS		76	74	49%	150
BVM THE BRIDGES LLC		150			150
LIFE BRITE		134	16	11%	150
EMBRY RIDDLE AERONAUTICAL UNIVERSITY HEALTH SERVICES		1	149	99%	150
REFUAH HEALTH CENTER LABORATORY		143	7	5%	150
GOLD CHOICE SENIOR COMMUNITIES		109	40	27%	149
LAKE WALES OPERATING GROUP LLC		144	5	3%	149
PRECISION HEALTH RESOURCES, LLC	1	133	15	10%	149
ADVENTHEALTH HOSPICE CARE CENTRAL FLORIDA		145	4	3%	149
F&T MEDICAL RESEARCH, INC		149			149
D PEDIATRICS		132	17	11%	149
FLORIDA HEALTH CARE PLANS INC		2	146	99%	148
CLERMONT URGENT CARE			148	100%	148
MILLENNIUM LAB SERVICES			148	100%	148
RITE MEDICAL CARE PC		146	2	1%	148
CRANE CENTER		116	31	21%	147
SEAGRASS VILLAGE FLEMING ISLAND		110	37	25%	147
CROSSWINDS HEALTH AND REHABILITATION CENTER	1	144	2	1%	147
SONATA COCONUT CREEK	2	122	23	16%	147
PENSACOLA PEDIATRICS MILTON		135	12	8%	147
MACKOUL PEDIATRICS FORT MYERS		130	17	12%	147
WALGREENS 6221		130	17	12%	147
PALM BEACH COUNTY HEALTH DEPT LAB	4	137	6	4%	147

COVID-19: testing by laboratory

Data through Mar 29, 2021 verified as of Mar 30, 2021 at 09:25 AM

Data in this report are provisional and subject to change.

The numbers in the table below represent the number of Florida and non-Florida residents for whom test results were received by the Department of Health. A person can be tested by more than one laboratory and can have both positive and negative results. **Therefore, the sum of the numbers in each column will be larger than the total number of people tested.**

Reporting lab	Inconclusive	Negative	Positive	Percent positive	Total
ALLCARE MEDICAL CENTERS PC		122	24	16%	146
BOSTON RED SOX CLUB LP		144	2	1%	146
CHERRY OAK PALM BEACH COUNTY		138	8	5%	146
Quail Run Health Care Center		146			146
CLEARWATER STATMED QUICK QUALITY CLINICS		42	104	71%	146
TUSCAN ISLE CHAMPIONSGATE OP CO LLC		143	2	1%	145
WEDGEWOOD HEALTHCARE CENTER		93	52	36%	145
Lehigh Acres Health and Rehabilitation		134	11	8%	145
REGENCY CARE OF BLOUNTSTOWN LLC		135	10	7%	145
BROOKDALE CAPE CORAL		145			145
FAMILY EXTENDED CARE OF CENTRAL TAMPA		127	18	12%	145
HEARTLAND HEALTHCARE AND REHAB CENTER		122	22	15%	144
ADVENTHEALTH CENTRA CARE PONCIANA	1	81	62	43%	144
NCRNC INC		140	4	3%	144
GULFCOAST PEDIATRICS		136	8	6%	144
JEFFERY WEINZWEIG		2	141	99%	143
DAYSPRING VILLAGE		121	22	15%	143
KINDRED HOSPITAL MELBOURNE	1	138	4	3%	143
MAINSTREAM DIAGNOSTIC LABORATORY LLC		123	19	13%	142
TRADITION MEDICAL CENTER LABORATORY		54	88	62%	142
JEFFERSON COUNTY HEALTH DEPARTMENT-MONTICELLO		111	31	22%	142
OAKHURST CENTER		135	7	5%	142
Peninsula Care and Rehab		130	12	8%	142
Nemours Children's Urgent Care		80	62	44%	142
NOVARI CARE LLC		97	44	31%	141
PORT ST LUCIE REHABILITATION AND HEALTHCARE		98	43	30%	141
ISLAND HEALTH AND REHABILITATION CENTER		140	1	1%	141
UNITED CLINICAL LABORATORIES		132	9	6%	141
OAKS OF KISSIMMEE HEALTH AND REHABILITATION CENTER		138	3	2%	141
PROVISTA DIAGNOSTICS, INC		137	3	2%	140
ADVENTHEALTH MEDICAL GROUP FAMILY MEDICINE AT		109	31	22%	140
DB MD		124	16	11%	140
GATEWAY CARE CENTER		139	1	1%	140
Gulf Coast Healthcare (Longwood Health and Rehab		118	21	15%	139
GRAND OAKS HEALTH & REHABILITATION		138	1	1%	139
KINDRED HOSPITAL - SOUTH FLORIDA		135	3	2%	138
ADVENT HEALTH CENTRA CARE - CITRUS PARK		9	129	93%	138
WINDSOR OF LAKEWOOD RANCH,THE		136	2	1%	138
ADVENT HEALTH CENTRA CARE - DELAND		28	110	80%	138
CARENOW URGENT CARE - LAKE MARY			138	100%	138
PEDIATRIC ASSOCIATES AT ARGYLE PA		132	6	4%	138
AMERICAN PATHOLOGY PARTNERS		136	2	1%	138
PROMPT CARE OF CENTRAL FLORIDA			138	100%	138
LabCorp L#09258090 M#09258105		74	64	46%	138
CVS		37	101	73%	138
SMILEY MEDICAL GROUP		108	30	22%	138
MANOR AT BLUEWATER BAY		131	6	4%	137

COVID-19: testing by laboratory

Data through Mar 29, 2021 verified as of Mar 30, 2021 at 09:25 AM

Data in this report are provisional and subject to change.

The numbers in the table below represent the number of Florida and non-Florida residents for whom test results were received by the Department of Health. A person can be tested by more than one laboratory and can have both positive and negative results. **Therefore, the sum of the numbers in each column will be larger than the total number of people tested.**

Reporting lab	Inconclusive	Negative	Positive	Percent positive	Total
Centre Pointe Health and Rehabilitation Center		126	11	8%	137
SPRING HAVEN RETIREMENT	1	133	3	2%	137
MV MEDICAL PRACTICE DBA PRIMARY URGENT CARE		130	7	5%	137
PPC-LAB EDI ORCHARD BI		129	8	6%	137
AHEC CLINIC		7	130	95%	137
MANOR CARE OF PALM HARBOR		135	1	1%	136
ADVENT HEALTH CENTRA CARE - ORANGE CITY	1	53	82	60%	136
CLARE BRIDGE OF CAPE CORAL	1	135			136
LONGWOOD HEALTH AND REHABILITATION CENTER		124	12	9%	136
JPR URGENT MEDICAL CARE		133	3	2%	136
LIFE CARE CENTER OF JACKSONVILLE□		115	21	15%	136
PEDIATRICS IN BREVARD PA- ROCKLEDGE		100	36	26%	136
GATTOLINE ENTERPRISES, INC. DBA FAMILY CARE PHARMACY		111	25	18%	136
SONATA DELRAY BEACH		125	11	8%	136
DOCTOR'S IN HOUSE LABORATORY		18	118	87%	136
WALTON PLACE		136			136
SHC College Park		135	1	1%	136
CITRUS MEMORIAL HOSPITAL			135	100%	135
FAWCETT MEMORIAL HOSPITAL LABORATORY			135	100%	135
MED COMP SCIENCES		1	134	99%	135
SONATA WEST		133	2	1%	135
IRL MARKET LAB ALACHUA		104	31	23%	135
PEDIATRIC CARE CENTER		135			135
DAYSRING SENIOR LIVING LLC		133	2	1%	135
Lakeside Nursing and Rehabilitation Center	1	108	25	19%	134
ADVANCED MEDICAL CENTER		86	48	36%	134
MEASE COUNTRYSIDE HOSPITAL		1	133	99%	134
WILLOWBROOKE COURT AT ST ANDREWS ESTATES		129	5	4%	134
STEWART MEDICAL GROUP		34	100	75%	134
CLINICA HISPANA		1	133	99%	134
RAPID RELIABLE TESTING NY LLC		125	9	7%	134
SOUTH CAMPUS FACILITY INC		122	11	8%	133
TGH URGENT CARE – SEMINOLE			133	100%	133
KINDRED HOSPITAL SOUTH FLORIDA		119	14	11%	133
HAZELDEN FLORIDA	1	128	3	2%	132
RESEARCH CENTERS OF AMERICA, LLC		109	23	17%	132
AMERICAN HOUSE-BONITA SPRINGS□		131	1	1%	132
ARIZONA DEPARTMENT OF HEALTH SERVICES		5	127	96%	132
THE REHABILITATION CENTER OF LAKE CITY		127	5	4%	132
CENTRACARE		17	114	87%	131
LAKELAND REGIONAL HEALTH LAKE MIRIAM	2	87	42	32%	131
GARDENS HEALTH NH LLC		128	3	2%	131
THE WELLNESS CENTER AT LAKEWOOD RANCH		43	88	67%	131
FOUNTAINS OF HOPE LLC, THE		130	1	1%	131
HOSPICE OF THE TREASURE COAST		126	5	4%	131
INTEGRATED REGIONAL LABORATORIES		119	12	9%	131
HARBORCHASE OF VERO BEACH	1	115	15	11%	131

COVID-19: testing by laboratory

Data through Mar 29, 2021 verified as of Mar 30, 2021 at 09:25 AM

Data in this report are provisional and subject to change.

The numbers in the table below represent the number of Florida and non-Florida residents for whom test results were received by the Department of Health. A person can be tested by more than one laboratory and can have both positive and negative results. **Therefore, the sum of the numbers in each column will be larger than the total number of people tested.**

Reporting lab	Inconclusive	Negative	Positive	Percent positive	Total
MOOSEHAVEN LIFE CARE CENTER		130			130
MINUTECLINIC DIAGNOSTIC		123	7	5%	130
ESCAMBIA COUNTY JAIL	1	102	27	21%	130
ATMORE COMMUNITY HOSPITAL LABORATORY		103	27	21%	130
WILLOW BROOKE COURT AT AZALEA TRACE		128	1	1%	129
BMHSI-AEL MICROBIOLOGY LABORATORY	2	102	25	19%	129
The Crossings		127	2	2%	129
VITAS HEALTHCARE		119	10	8%	129
SONNIS PEDIATRICS PA		116	13	10%	129
TRI-COUNTY NURSING HOME		117	12	9%	129
CHARLES CROFT MD	1	127	1	1%	129
QUICK CARE MED PL CR		80	48	38%	128
WALGREENS #06012		112	16	13%	128
SEMINOLE TRIBE OF FLORIDA		104	24	19%	128
HILLSBOROUGH COUNTY DEVELOPMENTAL CTR	1	117	9	7%	127
DIAGNOSTIC LABORATORY OF OKLAHOMA		102	25	20%	127
Shoal Creek Rehabilitation Center		85	42	33%	127
ARDEN COURTS OF LELY PALMS		125	2	2%	127
APOLLO HEALTH & REHABILITATION		121	6	5%	127
BAYCARE HEALTH SYSTEMS		2	125	98%	127
GESSLER CLINIC PA		98	29	23%	127
MINUTECLINIC DIAGNOSTIC OF TEXAS, LLC		113	13	10%	126
MAGNOLIA MEDICAL CLINIC		20	106	84%	126
Signature Healthcare of Ormond		125	1	1%	126
FIRSTCARE CLINIC		67	59	47%	126
FLORIDA MEDICAL CLINIC LLC		70	56	44%	126
IQBAL A FARUQUI MD		93	32	26%	125
AEGIS MEDICAL GROUP		104	21	17%	125
THE CLUB AND REHABILITATION CENTER		124	1	1%	125
AMERICAN ESOTERIC LAB-BIRMINGHAM		121	3	2%	124
ST PETERSBURG PEDIATRICS-MLK JUNIOR BLVD		115	9	7%	124
ARBOR GLEN AT ARBOR TRACE	2	113	9	7%	124
ADVENT HEALTH CENTRA CARE - BRANDON		31	93	75%	124
KINDRED HOSPITAL-BAY AREA-ST PETERSBURG LAB	1	117	6	5%	124
NORTH FL SOUTH GA HCS-MALCOM RANDALL VAMC			124	100%	124
Mt Sinai Aventura			124	100%	124
Signature Healthcare of Palm Beach		122	1	1%	123
WINDERMERE MEDICAL CENTER		118	5	4%	123
COQUINA CENTER		119	4	3%	123
CARE RESOURCE COMMUNITY HEALTH CENTERS INC		117	6	5%	123
CITRUS MEMORIAL HEALTH SYSTEM LAB		2	121	98%	123
THREE OAKS PHARMACY INC		109	13	11%	122
GENEDX		47	75	61%	122
PSL NAPLES BH OPERATIONS, LLC		122			122
FLORIDA ATLANTIC UNIVERSITY		115	7	6%	122
MINUTECLINIC DIAGNOSTIC OF RHODE ISLAND, LLC #729		118	4	3%	122
PANAMA PHARMACY	3	101	18	15%	122

COVID-19: testing by laboratory

Data through Mar 29, 2021 verified as of Mar 30, 2021 at 09:25 AM

Data in this report are provisional and subject to change.

The numbers in the table below represent the number of Florida and non-Florida residents for whom test results were received by the Department of Health. A person can be tested by more than one laboratory and can have both positive and negative results. **Therefore, the sum of the numbers in each column will be larger than the total number of people tested.**

Reporting lab	Inconclusive	Negative	Positive	Percent positive	Total
AMERICAN HOUSE COCONUT POINT		104	18	15%	122
HIGHLANDS MEDICAL CENTER		119	3	2%	122
PARKVIEW HEALTH		121			121
OPPENHEIMER PLASTIC SURGERY LLC		116	5	4%	121
FLORIDA DEPARTMENT OF HEALTH IN LAKE COUNTY	1	78	42	35%	121
MINUTECLINIC LLC #4987		106	15	12%	121
LABCORP RTP		48	73	60%	121
Crystal Health & Rehab Center		115	6	5%	121
Sandy Ridge Center for Rehabilitation and Healing		100	21	17%	121
MEYER PEDIATRICS		107	14	12%	121
ISLAND URGENT CARE PLLC DBA AFC URGENT CARE		120	1	1%	121
URGENT CARE TCMA			121	100%	121
THE COURTYARD ASSISTED LIVING		116	4	3%	120
ALTERNATIVE LIVING, INC DBA TWIN CITIES PAVILION		117	3	3%	120
NSPIRE HEALTHCARE TAMARAC		80	40	33%	120
BROOKDALE JENSEN BEACH		117	3	3%	120
SUMMIT MEDICAL GROUP		108	11	9%	119
MEMORY CARE OF NAPLES		119			119
BARBARA O'REILLY MD PA		115	4	3%	119
PALMS FACILITY INC		104	15	13%	119
MATHISON RETIREMENT COMMUNITY		114	5	4%	119
MED ONE AT SAINT AUGUSTINE		87	32	27%	119
LEE MEMORIAL HEALTH SYSTEM HEALTH FAIR		114	5	4%	119
HOBDAIR FAMILY HEALTH LLC		82	36	31%	118
SH HERON EAST LLC		103	15	13%	118
COASTAL HEALTH AND REHAB		110	8	7%	118
KINDRED HOSPITAL NORTH FLORIDA	3	108	7	6%	118
SURFSIDE URGENT CARE		96	22	19%	118
RDX BIOSCIENCE		60	58	49%	118
MINUTECLINIC DIAGNOSTIC OF SOUTH CARO		96	22	19%	118
VITAS HEALTHCARE CORPORATION OF FLORIDA		115	3	3%	118
NEIGHBORHOOD MEDICAL CENTER		112	5	4%	117
GRAND VILLA OF LAKE LAND		111	6	5%	117
BIODESIX, INC.		88	29	25%	117
FLAGLER COLLEGE HEALTH SERVICES		83	33	28%	116
SOLARIS SENIOR LIVING OF MERRITT ISLAND		112	4	3%	116
SEMINOLE SPORTS AND FAMILY MEDICINE		103	13	11%	116
LEE COUNTY SCHOOL DISTRICT	1	108	7	6%	116
ARBOR TERRACE SAN JOSE LLC	3	111	2	2%	116
L&S SENIOR CARE DBA ARCADIA OAKS	4	111	1	1%	116
MONTEFIORE MEDICAL CENTER LABORATORIES - MOSES		106	10	9%	116
HEARTLAND PHARMACY LAKE PLACID, INC		86	30	26%	116
BELVEDERE COMMONS OF FORT WALTON BEACH		106	10	9%	116
PINELLAS COUNTY JAIL			116	100%	116
SEVEN HILLS HEALTH AND REHABILITATION CENTER		99	16	14%	115
BROOKDALE COLONIAL PARK	2	112	1	1%	115
BROWARD HEALTH CORAL SPRINGS EPIDEMIOLOGY DEPT		1	114	99%	115

COVID-19: testing by laboratory

Data through Mar 29, 2021 verified as of Mar 30, 2021 at 09:25 AM

Data in this report are provisional and subject to change.

The numbers in the table below represent the number of Florida and non-Florida residents for whom test results were received by the Department of Health. A person can be tested by more than one laboratory and can have both positive and negative results. **Therefore, the sum of the numbers in each column will be larger than the total number of people tested.**

Reporting lab	Inconclusive	Negative	Positive	Percent positive	Total
SUNFLOWER SPRINGS ASSISTED LIVING		105	10	9%	115
TIFFANY HALL NURSING AND REHAB CENTER		106	9	8%	115
MD 365 MEDICAL CARE		114	1	1%	115
WESTWOOD NURSING & REHAB		80	34	30%	114
CABANA AT JENSEN DUNES, THE		110	4	4%	114
WELLNOW URGENT CARE PC		113	1	1%	114
ELAN BUENA VISTA		97	17	15%	114
UNIVERSITY MEDICAL CENTER SUITES		100	14	12%	114
PRIME HEALTH OF NORTH PORT LLC		97	17	15%	114
SOUTH BALDWIN MEDICAL CENTER GULF SHORES		91	23	20%	114
UNIVERSITY HEALTH SYSTEM INC		103	11	10%	114
PANCARE HEALTH GULF COUNTY		85	28	25%	113
ARDEN COURTS OF PALM HARBOR		94	19	17%	113
Courtyards of Orlando Care Center		101	12	11%	113
TREASURE COAST MEDICAL ASSOCIATES		4	109	96%	113
CLEVELAND CLINIC FOUNDATION		12	100	89%	112
DIATHERIX LABORATORIES		68	44	39%	112
MY CLINICAL LAB INC		17	95	85%	112
A2Z DIAGNOSTICS		111	1	1%	112
ALLIED HEALTH FORT PIERCE		112			112
ARBOR TERRACE ORTEGA LLC	2	107	2	2%	111
HOSPICE OF THE EMERALD COAST INC - PANAMA CITY	2	102	7	6%	111
PHYSICIANS REGIONAL CLINIC		82	29	26%	111
J FRANK AVEY MD		87	24	22%	111
TURNING POINT OF TAMPA		105	6	5%	111
MG PORT CHARLOTTE II SUBTENANT LLC		99	12	11%	111
VILLAS OF HOLLY BROOK - BRADENTON 14TH		109	2	2%	111
ISLAND DOCTORS		21	90	81%	111
Golfview Healthcare Center		106	5	5%	111
TGH URGENT CARE - TYRONE		2	109	98%	111
EC OPCO CARROLLWOOD LLC		105	6	5%	111
HCTB INC		99	11	10%	110
SOUTH GEORGIA MEDICAL CENTER		70	40	36%	110
LAKE HOUSE ASSISTED LIVING		93	17	15%	110
TOTAL RENAL LABORATORIES INC		98	12	11%	110
WESTCHESTER MEDICAL CENTER	1	106	3	3%	110
LATE HOURS URGENT CARE		60	50	45%	110
FHMG LAKE MARY PEDS		94	15	14%	109
Hialeah Nursing And Rehabilitation Center		104	5	5%	109
BIGGERS FAMILY MEDICINE PA	1	96	12	11%	109
Riviera Health Resort		108	1	1%	109
ROHR HOME		106	3	3%	109
SUMMIT MEDICAL GROUP PA		99	10	9%	109
ALL MY KIDS PEDIATRICS INC		76	32	30%	108
ORANGE PARK PEDIATRICS		98	10	9%	108
CSL PLASMA INC		7	101	94%	108
North Lake Care Center		107	1	1%	108

COVID-19: testing by laboratory

Data through Mar 29, 2021 verified as of Mar 30, 2021 at 09:25 AM

Data in this report are provisional and subject to change.

The numbers in the table below represent the number of Florida and non-Florida residents for whom test results were received by the Department of Health. A person can be tested by more than one laboratory and can have both positive and negative results. **Therefore, the sum of the numbers in each column will be larger than the total number of people tested.**

Reporting lab	Inconclusive	Negative	Positive	Percent positive	Total
EVANS HEALTH CARE		106	2	2%	108
MICRO PATH LABORATORIES INC		104	3	3%	107
TUSCAN ISLE OPERATING COMPANY LLC DBA		103	4	4%	107
NAVY HOSPITAL			107	100%	107
BAY VIEW HEALTHCARE		85	22	21%	107
REGENCY OAKS HEALTH CENTER		105	2	2%	107
ELMCROFT OF BELLA VITA		98	8	8%	106
ARDEN COURTS OF WEST PALM BEACH		106			106
NORTH FLORIDA EVALUATION AND TREATMENT CENTER	2	99	5	5%	106
BAY REGIONAL URGENT CARE	1	67	38	36%	106
WEST		92	14	13%	106
HEART OF FLORIDA REGIONAL MED CTR		35	71	67%	106
AMERICAN RESEARCH LABS		102	3	3%	105
XPRESS URGENT CARE- PORT ST. LUCIE		35	70	67%	105
CAREMOUNT MEDICAL - PATHOLOGY		101	4	4%	105
MINUTECLINIC DIAGNOSTIC OF NORTH CAROL		84	21	20%	105
PICH KTM CORP DBA MEDTOWN PHARMACY		89	16	15%	105
CORNERSTONE MEDICAL CARE OF BRANDON PL		86	19	18%	105
Belleair Healthcare Center		99	6	6%	105
MEDICAL CONSULTANTS OF FLORIDA DBA	1	90	14	13%	105
ST PETERSBURG PEDIATRICS-SEMINOLE		92	13	12%	105
VISTA MANOR		92	12	12%	104
PREDICTIVE LABORATORIES, INC	1	90	13	13%	104
EAST RIDGE RETIREMENT VILLAGE INC		104			104
GRANDE, THE	2	98	4	4%	104
COASTAL DETOX		101	3	3%	104
VIERA HOSPITAL			104	100%	104
PEDIATRIC CARE CENTER- JACKSONVILLE BEACH		75	29	28%	104
BAY PINES MEDICAL ASSOCIATES		1	103	99%	104
WHITE PLAINS HOSPITAL CENTER LAB		100	4	4%	104
MERCY MEDICAL URGENT CARE CENTER INC		54	50	48%	104
325TH MEDICAL GROUP		87	16	16%	103
DELAND WELLNESS CENTER			103	100%	103
OCALA CBOC		97	6	6%	103
SUNY UPSTATE OVERFLOW LABORATORY		103			103
ST MARK ASSISTED LIVING CENTER	1	89	12	12%	102
GENETIC TECHNOLOGICAL INNOVATIONS, LLC		90	12	12%	102
SUNSHINE GARDENS		101	1	1%	102
HENNEPIN HEALTHCARE LABORATORY		102			102
LENOX HILL HOSPITAL		93	8	8%	101
HOSPICE OF MARTIN & ST LUCIE, INC		98	3	3%	101
MENORAH HOUSE		100	1	1%	101
BAPTIST MEDICAL CENTER SOUTH		81	20	20%	101
ADVANCED EMURGENT CARE		27	74	73%	101
BROOKDALE VERO BEACH SOUTH AL		101			101
Consulate Health Care of Port Charlotte		98	2	2%	100
CCS - BROWARD COUNTY JAIL		94	6	6%	100

COVID-19: testing by laboratory

Data through Mar 29, 2021 verified as of Mar 30, 2021 at 09:25 AM

Data in this report are provisional and subject to change.

The numbers in the table below represent the number of Florida and non-Florida residents for whom test results were received by the Department of Health. A person can be tested by more than one laboratory and can have both positive and negative results. **Therefore, the sum of the numbers in each column will be larger than the total number of people tested.**

Reporting lab	Inconclusive	Negative	Positive	Percent positive	Total
SIGNATURE HEALTHCARE OF PORT CHARLOTTE		93	7	7%	100
EMERALD COAST CENTER		96	4	4%	100
DOUGLAS T JACOBSON STATE VETERANS HOME		100			100
PruittHealth Fleming Island		87	13	13%	100
HARBORCHASE OF NAPLES		87	13	13%	100
JOHN KNOX VILLAGE OF CENTRAL FLORIDA		95	5	5%	100
GLOBAL CENTRAL LABS AT PPD	2	88	10	10%	100
MINUTECLINIC DIAGNOSTIC OF SOUTH CAROLINA, LLC		84	16	16%	100
GIBBENS FAMILY MEDICAL, LLC		81	19	19%	100
Cross Landings Health and Rehabilitation		97	2	2%	99
ORLANDO LUTHERAN TOWERS ASSISTED LIVING		99			99
CENTRAL FLORIDA HEALTH CARE		47	52	53%	99
SANIBEL INTERNAL MEDICINE, LLC		96	3	3%	99
CAN COMMUNITY HEALTH		97	1	1%	98
MINUTECLINIC DIAGNOSTIC OF NORTH CARO		86	12	12%	98
PALMS EDGE	1	91	6	6%	98
SEMINOLE COUNTY HEALTH DEPARTMENT		79	19	19%	98
THE PLAYERS CHAMPIONSHIP		98			98
URINEGOODHANDS LLC		96	2	2%	98
LECONTE MEDICAL CENTER LAB		79	19	19%	98
MACADAMS HOME HEALTH AGENCY		97	1	1%	98
VILLAGE ON THE ISLE□		93	5	5%	98
KORGENE LAB	1	28	69	70%	98
G & R HEALTH MART PHARMACY		78	20	20%	98
INNOVATIVE GENOMICS, LLC		77	21	21%	98
LANDMARK, THE		48	50	51%	98
FLORIDA COMMUNITY HEALTH CENTERS INC			98	100%	98
LIFESTREAM BEHAVIORIAL CENTER		77	21	21%	98
PLAZA OF HALLANDALE BEACH		98			98
NORTH SHORE MEDICAL LABS	1	89	7	7%	97
RIDGEWOOD DIAGNOSTIC LABORATORY		92	5	5%	97
HURLBURT FIELD CLINIC		39	58	60%	97
ASHRAF MEDICAL GROUP PLLC DBA PULSE MD		94	3	3%	97
HEALTH CENTERS AT BRENTWOOD		96	1	1%	97
MINNESOTA TWINS		92	5	5%	97
KALEIDA HEALTH CENTER FOR LABORATORY		91	6	6%	97
ARBOR TRAIL		77	20	21%	97
SUPERIOR RESIDENCES OF LECANTO		81	15	16%	96
FHMG- FLORIDA HOSPITAL MEDICAL GROUP		84	12	13%	96
MARKET STREET VIERA		95	1	1%	96
MINUTECLINIC DIAGNOSTIC OF OHIO LLC		78	18	19%	96
PEDIATRIC ASSOCIATES ORLANDO		82	14	15%	96
BAYSHORE MEMORY CARE□		96			96
KEYSTYLE LIVING LLC	1	94	1	1%	96
THE TERRACE OF KISSIMMEE		80	15	16%	95
ADVENT HEALTH CENTRA CARE - EAST ORLANDO		65	30	32%	95
DEVANSH LAB WERKS INC		79	16	17%	95

COVID-19: testing by laboratory

Data through Mar 29, 2021 verified as of Mar 30, 2021 at 09:25 AM

Data in this report are provisional and subject to change.

The numbers in the table below represent the number of Florida and non-Florida residents for whom test results were received by the Department of Health. A person can be tested by more than one laboratory and can have both positive and negative results. **Therefore, the sum of the numbers in each column will be larger than the total number of people tested.**

Reporting lab	Inconclusive	Negative	Positive	Percent positive	Total
MIAMI BEACH COMMUNITY HEALTH CENTER		1	94	99%	95
BLISS HEALTHCARE SERVICES	1	72	22	23%	95
CROSS CITY REHABILITATION AND HEALTH CARE CENTER		72	23	24%	95
QUALITY URGENT CARE AND WELLNESS		55	39	41%	94
ADVENT HEALTH CENTRA CARE - WATERMAN		79	15	16%	94
CONSULATE HEALTH CARE OF SARASOTA	1	93			94
MD NOW MEDICAL CENTERS INC		65	29	31%	94
DIAGNOSTIC SOLUTIONS		3	91	97%	94
QPS, LLC		91	3	3%	94
ADVENTHEALTH MEDICAL GROUP PRIMARY CARE		89	4	4%	93
PENNSYLVANIA DEPT OF HEALTH		21	72	77%	93
PORT CHARLOTTE REHABILITATION CENTER		80	13	14%	93
East Bay Rehabilitation Center		59	34	37%	93
CARE CENTERS OF NASSAU, LLC - HENDRICKS RD		93			93
PRESERVE AT PALM AIRE	3	90			93
ERIE COUNTY MEDICAL CTR CLINICAL LABS		88	4	4%	92
Consulate Health Care of Jacksonville		78	14	15%	92
HAWTHORN HOUSE		78	14	15%	92
PATRICK AIR FORCE BASE		3	89	97%	92
DEBARY HEALTH AND REHABILITATION CENTER		88	3	3%	91
MAGNOLIA DIAGNOSTIC		2	89	98%	91
JOHN KNOX VILLAGE OF FLORIDA ALF	1	86	4	4%	91
NEW SMYRNA BEACH URGENT CARE			91	100%	91
BAHIA OAKS LODGE		85	6	7%	91
AVERO DIAGNOSTICS		67	24	26%	91
HERON CLUB AT PRESTANCIA		89	2	2%	91
LABFIRST - DEPARTMENT OF PATHOLOGY		87	4	4%	91
Ocala Oaks Rehabilitation Center		85	6	7%	91
PUTNAM COUNTY SHERIFFS OFFICE		83	7	8%	90
STONY BROOK UNIVERSITY MEDICAL CENTER		76	14	16%	90
TOTAL CARE PLUS LLC			90	100%	90
UNIVERSTIY CENTER MEDICAL LLC DBA	1	85	4	4%	90
HARBOR BEACH NURSING AND REHABILITATION CENTER		87	3	3%	90
CENTURY CENTER FOR REHABILITATION & HEALING		72	18	20%	90
KEYS MEDICAL GROUP			90	100%	90
PEDIATRIC SERVICES AND BREATHING CENTER PA		66	23	26%	89
GABISA MEDICAL LLC		89			89
AFTER HOURS PEDIATRICS			89	100%	89
STUART LODGE LIVING LLC		66	23	26%	89
ATRIUM AT LIBERTY PARK		85	4	4%	89
FREEDOM INN AT TARPON SPRINGS		82	7	8%	89
FLORIDA DEPARTMENT OF HEALTH IN WALTON COUNTY		76	13	15%	89
ARDEN COURTS OF SARASOTA		73	16	18%	89
Lanier Rehab		64	25	28%	89
Winter Garden Rehab and Nursing Facility		78	11	12%	89
NORTH FLORIDA SPINE AND WELLNESS		69	20	22%	89
A COUNTRY PLACE ASSISTED LIVING FACILITY		86	2	2%	88

COVID-19: testing by laboratory

Data through Mar 29, 2021 verified as of Mar 30, 2021 at 09:25 AM

Data in this report are provisional and subject to change.

The numbers in the table below represent the number of Florida and non-Florida residents for whom test results were received by the Department of Health. A person can be tested by more than one laboratory and can have both positive and negative results. **Therefore, the sum of the numbers in each column will be larger than the total number of people tested.**

Reporting lab	Inconclusive	Negative	Positive	Percent positive	Total
LAKE GIBSON VILLAGE, LLC		85	3	3%	88
PALM BAY HOSPITAL			88	100%	88
GOVERNOR'S CREEK HEALTH & REHABILITATION		87	1	1%	88
CALADIUM PEDIATRICS		79	9	10%	88
COLLIER COUNTY JAIL		86	2	2%	88
Baldwin Pediatrix		77	11	13%	88
CRESTVIEW URGENT CARE		16	71	82%	87
BRANDON HEALTH AND REHABILITATION CENTER	1	85	1	1%	87
BAYLOR GENETICS		75	12	14%	87
ORANGE COUNTY CORRECTIONS HEALTH SERVICES		68	19	22%	87
UNIVERSITY OF NEW MEXICO HOSPITAL		87			87
CLYDE E LASSEN STATE VETERANS NURSING HOME		62	25	29%	87
EAST ALABAMA MEDICAL CENTER LABORATORY		75	12	14%	87
LANDMARK HOSPITAL SOUTHWEST FLORIDA LLC		84	3	3%	87
Winter Park Care and Rehab		86	1	1%	87
PACIFIC ANALYTICS			87	100%	87
DISCOVERY VILLAGE AT THE FORUM		86			86
KINDRED AT HOME		77	9	10%	86
GRAND OAKS OF JENSEN BEACH LLC		85	1	1%	86
PENSACOLA DEVELOPMENTAL CENTER		67	19	22%	86
BARRY UNIVERSITY STUDENT HEALTH SERVICES		52	34	40%	86
WINDSOR OAKS		85	1	1%	86
MORTON PLANT HOSPITAL NURSING			86	100%	86
MIAMI SHORES NURSING & REHAB		85			85
PRMG - EAST NAPLES	1	73	11	13%	85
WALGREENS #12673		82	3	4%	85
VITAS HEALTHCARE CORP OF FLORIDA		84	1	1%	85
MEDEXPRESS - BLOOMIN BRANDS		65	20	24%	85
W. FRANK WELLS NURSING HOME		84	1	1%	85
ROSECASTLE AT DELANEY CREEK		84	1	1%	85
NITE LITE PEDIATRICS - JACKSONVILLE		76	8	10%	84
CATHOLIC HEALTH SYSTEM DEPT LABORATORY		82	2	2%	84
LONG TERM CARE OF JAY, LLC		63	21	25%	84
LAFAYETTE NURSING AND REHABILITATION CENTER		82	2	2%	84
NORTH CENTRAL BRONX HOSPITAL		82	2	2%	84
PINES OF SARASOTA GARDEN		84			84
ARBOR OAKS AT TYRONE	9	73	2	2%	84
HUNTINGTON HOSPITAL LABORATORY		81	3	4%	84
PUBLIC SQUARE PHARMACY LLC		66	18	21%	84
MD 365 MEDICAL CARE PLLC		84			84
EISENHOWER ARMY MEDICAL CENTER		76	7	8%	83
LABCORP EMPLOYER SERVICES		82	1	1%	83
COOPER FAMILY MEDICAL PLLC		63	20	24%	83
CANOPY ON BERRYHILL, THE		51	32	39%	83
MID FLORIDA PRIMARY CARE PA		69	14	17%	83
FLORIDA PEDIATRIC GROUP		31	52	63%	83
BISHOP GRADY VILLAS		81	2	2%	83

COVID-19: testing by laboratory

Data through Mar 29, 2021 verified as of Mar 30, 2021 at 09:25 AM

Data in this report are provisional and subject to change.

The numbers in the table below represent the number of Florida and non-Florida residents for whom test results were received by the Department of Health. A person can be tested by more than one laboratory and can have both positive and negative results. **Therefore, the sum of the numbers in each column will be larger than the total number of people tested.**

Reporting lab	Inconclusive	Negative	Positive	Percent positive	Total
PARK OF THE PALMS INC		83			83
AVOW HOSPICE INC		83			83
HUNTSVILLE HOSPITAL LABORATORY		57	25	30%	82
BRILLIANCE ASSISTED LIVING		65	17	21%	82
Lexington Health and Rehabilitation Center		82			82
LAB		29	53	65%	82
LAKE HOWELL FAMILY MEDICINE ASSOCIATES		69	13	16%	82
THE PAVILION FOR HEALTH CARE		72	10	12%	82
ST VINCENT'S BIRMINGHAM		75	7	9%	82
BIO-TECH CLINICAL LABORATORIES		41	40	49%	81
NORTHEAST FLORIDA STATE HOSP-NURSING		80	1	1%	81
JERICOHO URGENT CARE		77	4	5%	81
EMERALD COAST BEHAVIORAL HOSPITAL		75	6	7%	81
ACE BIOMEDICAL LABS LLC		68	13	16%	81
EXPRESS DOCS LLC			81	100%	81
BEACHES PEDIATRICS PA		75	5	6%	80
ALLIANCE PEDIATRICS		49	31	39%	80
PLYMOUTH HOME FOR ADULTS, INC.	8	71	1	1%	80
BROOKDALE PALM COAST		80			80
WE SCREEN LLC		78	2	3%	80
ECOLAB GROUP		45	35	44%	80
PANIRA HEALTHCARE CLINIC		2	78	98%	80
CHAMBREL AT ISLAND LAKE		77	3	4%	80
PRIMECARE AT TWIN LAKES		1	79	99%	80
AU HEALTH		65	14	18%	79
SOUTH LAKE PEDIATRICS		71	8	10%	79
BALMORAL TENANT SERVICES INC	1	43	35	44%	79
CBS LABS OF TAMPA LLC		3	76	96%	79
EDGEWATER AT WATERMAN VILLAGE		78	1	1%	79
SIGNATURE HEALTHCARE OF MIDDLEBURG		77	2	3%	79
MEDRITE URGENT CARE		66	13	16%	79
VETERANS AFFAIRS MEDICAL CENTER - PALO ALTO		28	51	65%	79
PEDIATRIC SERVICES OF AMERICA INC		74	5	6%	79
LAKE MORTON PLAZA□		75	3	4%	78
CENTRAL BALDWIN IMMEDIATE CARE & FAMILY PRACTICE		60	18	23%	78
NEW MEXICO STATE PUBLIC HEALTH DIVISION		78			78
HEALTH FIRST - PALM BAY HOSPITAL		2	75	97%	77
SIMED LABORATORY		61	16	21%	77
GRAND VILLA OF DELAND		71	6	8%	77
LAB PLUS, LLC AT SAINT THOMAS WEST HOSPITAL		63	14	18%	77
TRUE NORTH HEALTH NAVIGATION LLC DBA DISPATCHHEALTH	1	60	16	21%	77
WEST VOLUSIA FAMILY AND SPORTS MEDICINE		75	2	3%	77
RARITAN BAY PERTH AMBOY		68	9	12%	77
ORANGE CITY NURSING AND REHAB		75	2	3%	77
BOND CLINIC PA		45	32	42%	77
CLINICAL PATHOLOGY ASSOCIATES-SONIC REFERENCE LAB		76			76
BAYCARE MEDICAL GROUP		70	6	8%	76

COVID-19: testing by laboratory

Data through Mar 29, 2021 verified as of Mar 30, 2021 at 09:25 AM

Data in this report are provisional and subject to change.

The numbers in the table below represent the number of Florida and non-Florida residents for whom test results were received by the Department of Health. A person can be tested by more than one laboratory and can have both positive and negative results. **Therefore, the sum of the numbers in each column will be larger than the total number of people tested.**

Reporting lab	Inconclusive	Negative	Positive	Percent positive	Total
S-H THIRTY-FIVE OPCO- PORT ST LUCIE, LLC	1	75			76
HOLMES COUNTY HEALTH DEPARTMENT	1	62	13	17%	76
WALGREENS 9627		70	6	8%	76
WINDSOR REFLECTIONS		75	1	1%	76
CATHOLIC HEALTH SERVICES REGIONAL LAB		69	7	9%	76
DYNAMIC MEDICAL USA			76	100%	76
BROWARD HEALTH MEDICAL CENTER CLINICAL LAB			76	100%	76
MOBILE PHYSICIAN SERVICES INC		68	8	11%	76
SUWANNEE COUNTY SHERIFF OFFICE		73	3	4%	76
BROWARD HEALTH MEDICAL CENTER		3	72	96%	75
PROMEDICA LABORATORIES		21	54	72%	75
JENNIFER J CHIAVETTA-GRLSANTI DC		60	15	20%	75
JACOBI MEDICAL CENTER		70	5	7%	75
ADVENTHEALTH EXPRESSCARE		45	30	40%	75
SCOTT LAKE HEALTH AND REHABILITATION CENTER		71	3	4%	74
NOAH CLINICAL LABORATORY		63	11	15%	74
ROYAL CARE OF AVON PARK		71	3	4%	74
OAK MANOR NURSING HOME		70	4	5%	74
BROOKDALE OVIEDO		72	2	3%	74
CONSULATE HEALTH CARE - LAKE MARY		72	1	1%	73
ASSOCIATED CLINICAL LABORATORIES		65	8	11%	73
WATERCREST ST LUCIE WEST	1	69	3	4%	73
DOH-WEST PALM BEACH BRANCH LABORATORY		3	70	96%	73
ST JOHNS COUNTY DETENTION CENTER		73			73
Conway Lakes Health and Rehabilitation Center		72			72
CRAIG BERGER MD PL D/B/A BAY AREA EYE INSTITUTE		72			72
INSTITUTE OF PATHOLOGY KINGS COUNTY		70	2	3%	72
HAVEN OF OUR LADY OF PEACE		72			72
ALTAMONTE PEDIATRIC ASSOCIATES		31	41	57%	72
EVENTEST, LLC		70	2	3%	72
WALGREENS 2941		69	3	4%	72
DISCOVERY VILLAGE AT PALM BEACH GARDENS		71	1	1%	72
AMMON LABS		61	10	14%	71
NORTH FLORIDA PEDIATRICS		57	14	20%	71
GRACE MEDICAL HOME		57	14	20%	71
TROPICANA MANUFACTURING COMPANY INC		65	6	8%	71
LAKE CITY VA MEDICAL CENTER			71	100%	71
ADVANCED LAB		67	4	6%	71
Summit Medical Group, Pa DbA Citymd		64	7	10%	71
DELCARE PA		56	15	21%	71
STERLING HOUSE OF TALLAHASSEE	3	62	6	8%	71
MISIR DRUGS LLC		58	13	18%	71
INN AT ASTON GARDENS AT PELICAN POINTE,THE		67	4	6%	71
STONY BROOK SOUTHAMPTON		69	2	3%	71
ADVENT HEALTH - LAKE MARY		60	10	14%	70
USF HEALTH MORSANI CENTER		5	65	93%	70
SUNCOAST COMMUNITY HEALTH CENTERS PEDIATRICS		21	49	70%	70

COVID-19: testing by laboratory

Data through Mar 29, 2021 verified as of Mar 30, 2021 at 09:25 AM

Data in this report are provisional and subject to change.

The numbers in the table below represent the number of Florida and non-Florida residents for whom test results were received by the Department of Health. A person can be tested by more than one laboratory and can have both positive and negative results. **Therefore, the sum of the numbers in each column will be larger than the total number of people tested.**

Reporting lab	Inconclusive	Negative	Positive	Percent positive	Total
Highlands Regional Hospital		63	7	10%	70
SUMMIT AT VENICE	2	63	5	7%	70
CENTRAL FLORIDA PEDIATRICS		38	32	46%	70
GV NAPLES OPCO, LLC		69	1	1%	70
MD LABS		43	27	39%	70
FREEDOM SQUARE NURSING CENTER		62	8	11%	70
HARMONY CLINIC		1	69	99%	70
COLONY CARE CENTER		55	15	21%	70
LEVY COUNTY DEPARTMENT OF HEALTH		50	20	29%	70
PANCARE HEALTH - FREEPORT CLINIC SUITE B		61	9	13%	70
PANCARE HEALTH - MALONE CLINIC		63	7	10%	70
AR ANESTHESIA LLC		68	2	3%	70
CP/AIG PENSACOLA DEVELOPMENT LLC		66	3	4%	69
LONGWOOD CARDIOLOGY			69	100%	69
PLANTATION GENERAL HOSPITAL CLINICAL LAB		26	43	62%	69
SOS MOBILE MEDICAL CARE LLC		58	11	16%	69
PARKSIDE INN	3	64	2	3%	69
BOND CLINIC DR ELDEEB		35	34	49%	69
VILLAGES VA CBOC	2	62	5	7%	69
GRAND ST PAUL CVS		69			69
LUTHERAN HAVEN ASSISTED LIVING		69			69
CL BRUMBACK PRIMARY CARE CLINICS		17	52	75%	69
SAN JOSE SENIOR CARE LLC	1	43	25	36%	69
HERITAGE HEALTHCARE AND REHABILITATION CENTER		69			69
MEMORIAL MANOR		69			69
BROOKDALE BONITA SPRINGS		67	1	1%	68
INDIGO MANOR		22	46	68%	68
BENTLEY CARE CENTER		68			68
AEL- MEMPHIS		17	51	75%	68
TITUSVILLE FAMILY PRACTICE		16	52	76%	68
TREASURE COAST PEDIATRICS PA		62	6	9%	68
SUNCOAST OPTIMAL WELLNESS		23	45	66%	68
GENPATH			68	100%	68
BIG BOCA SMILES LLC		66	2	3%	68
MEASE MANOR INC		63	4	6%	67
THOMAS INTERNAL MEDICINE		56	11	16%	67
FLORIDA MEDICAL CLINIC PA		47	20	30%	67
EC OPCO PENSACOLA, LLC		66	1	1%	67
DEVELOPMENTAL DISABILITIES DEFENDANT PROGRAM		64	2	3%	66
BLOCK NATION CHASE		54	12	18%	66
AMERICAN FAMILY MEDICAL		53	13	20%	66
MED EXPRESS		6	60	91%	66
Stratford Court of Palm Harbor		56	10	15%	66
TALLAHASSEE VA OPC		64	2	3%	66
MEDEX MEDICAL EXPRESS OF PALATKA			66	100%	66
NOMI HEALTH LAB SERVICES LLC		5	61	92%	66
SOMERBY OF SANTA ROSA BEACH		57	9	14%	66

COVID-19: testing by laboratory

Data through Mar 29, 2021 verified as of Mar 30, 2021 at 09:25 AM

Data in this report are provisional and subject to change.

The numbers in the table below represent the number of Florida and non-Florida residents for whom test results were received by the Department of Health. A person can be tested by more than one laboratory and can have both positive and negative results. **Therefore, the sum of the numbers in each column will be larger than the total number of people tested.**

Reporting lab	Inconclusive	Negative	Positive	Percent positive	Total
NORTH SHORE UNIVERSITY HOSPITAL LABORATORY		60	6	9%	66
BOND AND STEELE CLINIC, PA		51	14	22%	65
ISLAND COAST PEDIATRICS		58	7	11%	65
BROOKDALE CENTRE POINTE	1	64			65
SAMFORD UNIVERSITY HEALTH SERVICES		64	1	2%	65
TREASURE COAST FORENSIC TREATMENT CTR		44	21	32%	65
INFINITY BIOLOGIX LLC OAKDALE		61	4	6%	65
WADSWORTH HEALTH CENTER		62	3	5%	65
VETERANS AFFAIRS MEDICAL CENTER - GULF COAST		27	38	58%	65
SUMMER VISTA ASSISTED LIVING		38	27	42%	65
OKEECHOBEE URGENT CARE		17	48	74%	65
OUT OF STATE		40	25	38%	65
CORAL GABLES HOSPITAL			65	100%	65
ADVENT HEALTH CENTRA CARE - WINTER GARDEN		19	46	71%	65
ARTHREX MEDICAL CENTER		39	25	39%	64
GREENLEAF ALF		63	1	2%	64
TRINITY AL SENIOR HOUSING LLC		45	19	30%	64
LINCOLN MEDICAL AND MENTAL HEALTH CENTER		61	3	5%	64
NXGEN MDX		20	44	69%	64
NEMOURS CHILDRENS PRIMARY CARE OVIEDO		51	13	20%	64
TOWERS HOME CARE		60	4	6%	64
HERNANDO COUNTY FIRE RESCUE DISTRICT		30	34	53%	64
JOSEPH L MORSE GERIATRIC CENTER	2	59	3	5%	64
APC PEDIATRICS AT RYE ROAD MEDICAL PARK		63			63
EMERGENCY PHYSICIANS MEDICAL CENTER LLC		45	18	29%	63
VIERA HEALTH AND REHABILITATION CENTER		62	1	2%	63
FLORIDA HEALTH CARE		8	55	87%	63
MEDI CLINIC SARASOTA INC		62	1	2%	63
INTERNAL MEDICINE ASSOCIATES PA		59	4	6%	63
BEEHIVE HOMES OF GULF BREEZE		47	16	25%	63
WILSON MEMORIAL REGIONAL MEDICAL CENTER		59	4	6%	63
DAVID POSNACK JEWISH DAY SCHOOL		63			63
THE GOOD SHEPARDS OF DELAND-WEST		61	1	2%	62
MENTAL HEALTH CARE INC		53	9	15%	62
PORT CHARLOTTE HMA		54	8	13%	62
EMERALD COAST HOSPICE		61	1	2%	62
TROY REGIONAL MEDICAL CENTER		51	11	18%	62
OVERLOOK HOSPITAL LABORATORY		57	5	8%	62
BURRY'S PHARMACY INC		37	25	40%	62
BRADFORD COUNTY HEALTH DEPARTMENT		61	1	2%	62
LAKELAND REGIONAL HEALTH		38	24	39%	62
ADVENT HEALTH - PALM COAST		1	61	98%	62
NORTH FLORIDA MEDICAL CENTER		58	4	6%	62
SILVER LAKE PEDIATRICS PA		55	6	10%	61
WASHINGTON REHABILITATION AND NURSING CENTER		51	10	16%	61
PALM BAY URGENT CARE		28	33	54%	61
MICHAEL AKPEKE MD		52	9	15%	61

COVID-19: testing by laboratory

Data through Mar 29, 2021 verified as of Mar 30, 2021 at 09:25 AM

Data in this report are provisional and subject to change.

The numbers in the table below represent the number of Florida and non-Florida residents for whom test results were received by the Department of Health. A person can be tested by more than one laboratory and can have both positive and negative results. **Therefore, the sum of the numbers in each column will be larger than the total number of people tested.**

Reporting lab	Inconclusive	Negative	Positive	Percent positive	Total
AESTHETIC ENHANCEMENTS		61			61
AESTHETIC SURGERY CENTER OF WINTER PARK, THE	3	53	5	8%	61
MINUTECLINIC DIAGNOSTIC OF NEW JERSEY		54	7	11%	61
RITECARE MED CTR H			61	100%	61
BioReference Laboratories, Inc		8	52	87%	60
THE PRESERVE AT CLEARWATER		58	2	3%	60
MICHAEL A VENAZIO MD		57	3	5%	60
TWIN CREEKS ASSISTED LIVING & MEMORY CARE		57	3	5%	60
ROCKLEDGE REGIONAL MEDICAL CENTER		30	30	50%	60
EAST HILL PHARMACY		42	18	30%	60
PERSONAL PEDIATRICS		53	7	12%	60
81ST MEDICAL GROUP		28	32	53%	60
BREVARD HEALTH ALLIANCE INC		57	3	5%	60
SONORAN DESERT PATHOLOGY ASSOCIATES		3	57	95%	60
CINNAMON COVE ALF		59	1	2%	60
ST FRANCIS HOSPITAL		52	8	13%	60
LPG CONVENIENT CARE AT PINE ISLAND ROAD		54	6	10%	60
CARDIOLOGY AND MEDICINE ASSOCIATES		43	16	27%	59
Palms at Ponte Vedra Assisted Living and Memory Care		56	3	5%	59
BIOTECH		52	7	12%	59
INTERNAL LAB		50	9	15%	59
STEINHATCHEE FAMILY MEDICAL CENTER	1	50	8	14%	59
FERN PARK DEVELOPMENTAL CENTER		5	54	92%	59
BIG BEND CARES, INC		51	8	14%	59
UHEALTH AT FISHER ISLAND			59	100%	59
WAVE CREST HEALTH AND REHABILITATION CENTER		57	2	3%	59
CVS MINUTE CLINIC		1	58	98%	59
TBI RESIDENTIAL SERVICES, INC.		48	11	19%	59
MILLENIUIM PHYSICIANS GROUP		1	58	98%	59
PANCARE HEALTH - JACKSON COUNTY		47	11	19%	58
MICHIGAN DEPARTMENT OF HEALTH AND HUMAN SERVICES	1		57	98%	58
BRANDON COMMUNITY HEALTH CENTER		44	14	24%	58
KINDRED HOSPITAL CENTRAL TAMPA BLOOD GAS	1	52	5	9%	58
Margate Health and Rehabilitation Center		56	2	3%	58
BARNETT PARK		2	56	97%	58
HORIZON ALF		57	1	2%	58
MINUTECLINIC DIAGNOSTIC OF KANSAS, PA		49	9	16%	58
SONATA BOCA RATON		54	4	7%	58
MEDLOGIC LABORATORIES		3	55	95%	58
TUKA PEDIATRICS		7	51	88%	58
GENESIS DERMATOLOGY		53	4	7%	57
PALM RIVER COMMUNITY HEALTH CENTER		52	5	9%	57
ADVENT HEALTH - MOUNT DORA		10	47	82%	57
CHILDREN'S HOSPITAL OF ALABAMA		56	1	2%	57
THE CANOPY AT BERRYHILL		57			57
ALEXANDER NININGER STATE VETERANS		57			57
KAPG FLEMING ISLAND SENIOR HOUSING OPCO LLC	1	56			57

COVID-19: testing by laboratory

Data through Mar 29, 2021 verified as of Mar 30, 2021 at 09:25 AM

Data in this report are provisional and subject to change.

The numbers in the table below represent the number of Florida and non-Florida residents for whom test results were received by the Department of Health. A person can be tested by more than one laboratory and can have both positive and negative results. **Therefore, the sum of the numbers in each column will be larger than the total number of people tested.**

Reporting lab	Inconclusive	Negative	Positive	Percent positive	Total
DEPT OF VA MED CENTE-WEST PALM BEACH			57	100%	57
MALCOM RANDALL DEPT OF VAMC			57	100%	57
ST CLOUD PHYSICIAN MANAGEMENT LLC DBA ST CLOUD		28	29	51%	57
KEY WEST MEDICAL CENTER	1	50	6	11%	57
CDR MAGUIRE INC	1	7	49	86%	57
ASCENSION SACRED HEART BAY LABORATORY		54	3	5%	57
KESHAV RX LLC		46	11	19%	57
SUMTER PEDIATRICS		52	5	9%	57
BUECHELE DENTAL PA DBA CLERMONT FAMILY DENTISTRY		47	10	18%	57
ALZHEIMERS CARE CENTER OF VIERA LTD		37	20	35%	57
GOOD HEARTS COVID TESTING		13	43	77%	56
HIALEAH HOSPITAL RESPIRATORY DEPT			56	100%	56
GRAND AVENUE RX			56	100%	56
THE TRADITION OF THE PALM BEACHES		55	1	2%	56
SAFARI PEDIATRICS PA		55	1	2%	56
COOPER FAMILY MEDICAL, PLLC		46	10	18%	56
MAUREEN OROURKE-FUTEY			56	100%	56
FINLAY CLINICAL LABORATORY		20	36	64%	56
FLORIDA HEALTH CARE DELAND			56	100%	56
MARQUIS LABS, LLC		55	1	2%	56
EAGLES WATCH CLUSTER		47	9	16%	56
PHYSICIANS PRIMARY CARE OF SOUTHWEST FLORIDA		39	17	30%	56
ATRIA PARK OF LAKE FOREST (WG HERITAGE LF LLC)		54	2	4%	56
TIFFANY HALL NURSING AND REHAB		44	12	21%	56
MEADOWCREST FAMILY PHYSICIANS PA	1	33	22	39%	56
CARE CENTERS OF NASSAU LLC MINER ROAD SOUTH		56			56
ROSECASTLE OF JACKSONVILLE LLC		55	1	2%	56
ERDOX		53	3	5%	56
SARATOGA HOSPITAL LABORATORY		50	5	9%	55
CAMPBELL URGENT CARE			55	100%	55
FAMILY HEALTH CENTER		40	15	27%	55
GOLDEN POND COMMUNITIES		55			55
ALL AMERICAN URGENT CARE			55	100%	55
PREMIER MEDICAL ASSOCIATES ALL FLORIDA LLC		54	1	2%	55
ERIC C MRSHAL, MD, PC #1842		52	3	5%	55
KENDALL REGIONAL MEDICAL CENTER LAB	3		52	95%	55
SONATA HUNTERS CREEK		47	8	15%	55
PATHOLOGY CONSULTANTS OF NEW MEXICO		55			55
PALM BAY PEDIATRICS		36	19	35%	55
NITE LITE PEDIATRICS - PORT ST. LUCIE		46	9	16%	55
Salerno Bay Health & Rehabilitation Center		45	10	18%	55
CERTUS MTD OPCP LLC		52	2	4%	54
UNITED LABORATORY SERVICES CORPORATION		38	16	30%	54
DOT DOC SARASOTA		49	5	9%	54
ST. CLOUD MEDICAL GROUP		54			54
SPRING MANOR ASSISTED LIVING		54			54
SARASOTA CO. HEALTH DEPT # 58		40	14	26%	54

COVID-19: testing by laboratory

Data through Mar 29, 2021 verified as of Mar 30, 2021 at 09:25 AM

Data in this report are provisional and subject to change.

The numbers in the table below represent the number of Florida and non-Florida residents for whom test results were received by the Department of Health. A person can be tested by more than one laboratory and can have both positive and negative results. **Therefore, the sum of the numbers in each column will be larger than the total number of people tested.**

Reporting lab	Inconclusive	Negative	Positive	Percent positive	Total
APOLLOMDX LABS		32	22	41%	54
FUTURE PEDIATRICS		51	3	6%	54
JUNIPER VILLAGE AT NAPLES		53	1	2%	54
FAST PACE MEDICAL CLINIC, PLLC		47	7	13%	54
CAMBRIDGE SECURITY SERVICES		51	3	6%	54
WEST ISLIP URGENT CARE		49	5	9%	54
PROMEDICA SENIOR LIVING		51	3	6%	54
FAMILY EXTENDED CARE OF PUNTA GORDA		54			54
CLERMONT HEALTH AND REHAB		40	14	26%	54
MINUTECLINIC DIAGNOSTIC OF HAWAII LLC		47	7	13%	54
CVS NY4098030POCT NEW YORK		52	1	2%	53
UNIVERSITY OF WEST FLORIDA, THE		52	1	2%	53
Osprey Point Nursing Center		51	2	4%	53
BARNES HEALTHCARE OF FLORIDA LLC		49	4	8%	53
SOMERSET			53	100%	53
VALENCIA HOUSE ALF		52	1	2%	53
CENTRA CARE - LAKE NONA		6	47	89%	53
S-H THIRTY FIVE OPCO - ORANGE CITY, LLC		43	10	19%	53
MISSION OAKS ASSISTED LIVING		51	2	4%	53
SANTA BARBARA CARE CENTER		35	18	34%	53
GENTIVA HEALTH SERVICES CERTIFIED INC		50	3	6%	53
ST VINCENTS PRIMARY CARE		48	5	9%	53
VPA PC LAB		48	5	9%	53
NICEVILLE URGENT CARE		8	45	85%	53
QUOTIENT SCIENCES LABS LLC			53	100%	53
SNH BRFL TENANT LLC	2	50			52
CALHOUN COUNTY HEALTH DEPT		25	27	52%	52
INTERNAL MEDICINE SPECIALIST		46	6	12%	52
LPG PRIMARY CARE AT SURFSIDE		46	6	12%	52
LITTLE NECK URGENT CARE		50	2	4%	52
ADVENT HEALTH		49	3	6%	52
ROCHESTER GENERAL HOSPITAL LABORATORY		48	4	8%	52
SOUTHSIDE HOSPITAL NORTHWELL HEALTH LABORATORY		45	7	13%	52
INN AT THE FOUNTAINS, THE		34	17	33%	51
LAKELAND REGIONAL HEALTH GATEWAY CENTER		28	23	45%	51
MIAMI CLINICAL RESEARCH CORP		12	39	76%	51
AVANTE ST CLOUD		48	3	6%	51
Jupiter Medical Center Pavilion		50	1	2%	51
GULFVIEW MEDICAL INSTITUTE		51			51
LPG PEDIATRICS AT PAGE FIELD		50	1	2%	51
PENNSYLVANIA DEPARTMENT OF HEALTH BUREAU OF LABORATORIES			51	100%	51
OAKS OF CLEARWATER, THE		48	3	6%	51
TRADITIONAL HOME HEALTH OF PALM BEACH INC		49	1	2%	50
BENTON HOUSE OF PORT ORANGE		44	6	12%	50
MINUTECLINIC DIAGNOSTIC OF SOUTH CAROL		46	4	8%	50
BETHUNE-COOKMAN UNIVERSITY		32	18	36%	50
WALGREENS #10373		48	2	4%	50

COVID-19: testing by laboratory

Data through Mar 29, 2021 verified as of Mar 30, 2021 at 09:25 AM

Data in this report are provisional and subject to change.

The numbers in the table below represent the number of Florida and non-Florida residents for whom test results were received by the Department of Health. A person can be tested by more than one laboratory and can have both positive and negative results. **Therefore, the sum of the numbers in each column will be larger than the total number of people tested.**

Reporting lab	Inconclusive	Negative	Positive	Percent positive	Total
ORCHID COVE AT DAYTONA		45	5	10%	50
MIRIMUS CLINICAL LABS	1	20	29	58%	50
ADVENT HEALTH EXPRESS CARE		5	45	90%	50
SOUTH CAROLINA DEPT OF HEALTH AND ENVIRONMENT CONTROL		11	39	78%	50
PORT ST. LUCIE - ZAXBY'S		50			50
MEDICAL PAVILION CLINIC		36	14	28%	50
SOUTHEAST ALABAMA MEDICAL CENTER			50	100%	50
PHILLIPPE RIDGE		38	12	24%	50
HILA BECKERMAN MD LLC	1	45	4	8%	50
REHAB AND HEALTHCARE CENTER OF CAPE CORAL		49			49
NORTH FLORIDA PEDIATRICS - JACKSONVILLE		44	5	10%	49
SHERMAN-ABRAMS LABORATORY INC		45	4	8%	49
PRACTICE MANAGEMENT OF AMERICA, INC.		7	42	86%	49
DOH		23	26	53%	49
SOLARIS SENIOR LIVING NORTH NAPLES		48	1	2%	49
ALLEGRO		47	2	4%	49
NORTHBROOK CENTER FOR		47	2	4%	49
HEALTH FIRST - CAPE CANAVERAL HOSPITAL		1	48	98%	49
BENTLEY VILLAGE II		40	9	18%	49
USF		1	48	98%	49
GEORGE E WEEMS MEMORIAL HOSPITAL LAB		39	10	20%	49
RAINBOW PEDIATRICS PC LLC / BREAKFAST POINT		38	11	22%	49
SOFT CELL LABORATORIES		45	4	8%	49
HOME CARE PHARMACY		49			49
BAPTIST URGENT CARE		44	4	8%	48
COURTYARD GARDENS OF JUPITER		48			48
PREMIER COMMUNITY HEALTHCARE GROUP INC		46	2	4%	48
LONG ISLAND JEWISH MED CTR		45	3	6%	48
S-H THIRTY FIVE OPCO - LUTZ, LLC		47	1	2%	48
LONG ISLAND UNIVERSITY - POST CAMPUS		48			48
CAREMED INTERNAL MEDICINE		30	18	38%	48
POPLAR HEALTHCARE PLLC	1	11	36	75%	48
GRAND OAKS OF PALM CITY LLC	1	41	6	13%	48
NAPLES PEDIATRICS INC		43	5	10%	48
INTERCOASTAL MEDICAL GROUP		2	46	96%	48
FHMG_CTR FOR SENIOR HEALTH		43	5	10%	48
ST ANTHONYS PRIMARY CARE LLC/JACKSON STREET			48	100%	48
NEW YORK PRESBYTERIAN - QUEENS DIAGNOSTIC		44	4	8%	48
SEWANEE MOLECULAR DIAGNOSTICS LABORATO		48			48
PREMIER MEDICAL ASSOCIATES		46	2	4%	48
ADVENTHEALTH MEDICAL GROUP MULTISPECIALTY			48	100%	48
QHC UPSTATE MEDICAL PC		40	8	17%	48
BAY CENTER HURRICANE SHELTER		48			48
THE TERRACE OF JACKSONVILLE		3	45	94%	48
HERNANDO ENDOSCOPY AND SURGERY CENTER		36	11	23%	47
FELICIDAD MEDICAL CENTER		1	46	98%	47
INTERLAB		1	46	98%	47

COVID-19: testing by laboratory

Data through Mar 29, 2021 verified as of Mar 30, 2021 at 09:25 AM

Data in this report are provisional and subject to change.

The numbers in the table below represent the number of Florida and non-Florida residents for whom test results were received by the Department of Health. A person can be tested by more than one laboratory and can have both positive and negative results. **Therefore, the sum of the numbers in each column will be larger than the total number of people tested.**

Reporting lab	Inconclusive	Negative	Positive	Percent positive	Total
COMPLETE HOME CARE OF THE PALM BEACHES LLC		43	4	9%	47
SIMEDHEALTH LLC		39	8	17%	47
Citymd Of Toms River		41	6	13%	47
CAPE REGIONAL MEDICAL CENTER		45	2	4%	47
NAVARRE GARDENS		41	6	13%	47
ADVENT HEALTH - LAKE WALES		35	12	26%	47
MADISON COUNTY MEMORIAL HOSPITAL LABORATORY		15	32	68%	47
MARIANNA HEALTH AND REHABILITATION CENTER		46	1	2%	47
PINES NURSING HOME		44	2	4%	46
ADVENTIST HEALTH SYSTEM FLORIDA		31	15	33%	46
COLLIER BLVD HMA PHYSICIAN MANAGEMENT LLC		46			46
ADVENT HEALTH MEDICAL GROUP OB GYN AT		40	6	13%	46
PATRICK MANOR INCORPORATED		46			46
PREMIER PLACE HEALTHCARE AT THE GLENVIEW		46			46
NIGHT LITE PEDIATRICS CENTER LLC		10	36	78%	46
TRICORE REF LABS - UNIV OF NM		46			46
OCOEE PEDIATRICS		39	7	15%	46
EMED LABS, LLC	3	43			46
FAMILY EXTENDED CARE OF WINTER HAVEN		44	2	4%	46
CORNERSTONE PEDIATRICS		35	11	24%	46
TAMPA BAY CONCIERGE DOCTOR, LLC		44	2	4%	46
NORTH FLORIDA / SOUTH GEORGIA VETERANS HEALTH SYSTEM		1	45	98%	46
HARTFORD HEALTH SERVICES LLC		46			46
POINTE AT NEW PORT PLACE,THE		46			46
WG EVERGREEN WOODS SH LLC		46			46
H LEE MOFFITT CANCER CENTER MICRO		46			46
KAPG ST AUGUSTINE SENIOR HOUSING OPCO LLC		37	9	20%	46
CITYMD OF MANAHAWKIN		44	2	4%	46
MOBILE DOC FL, LLC		29	17	37%	46
BIOREFERENCE LABORATORIES INC		4	42	91%	46
IMA MEDICAL CENTER		31	15	33%	46
EAST MANATEE FAMILY	1	1	44	96%	46
WINTER GARDEN REHAB AND NURSING CENTER		42	4	9%	46
Guardian Care Nursing and Rehabilitation Center		46			46
STUART URGENT CARE			45	100%	45
GUIDEWELL EMERGENCY MEDICINE DOCTORS LLC		19	26	58%	45
VIP WALK IN CLINIC		23	22	49%	45
LINCOLN DIAGNOSTIC LAB		43	2	4%	45
HOLY NAME HOSPITAL LABORATORY		43	2	4%	45
REDI-MED WALK-IN FAMILY CARE			45	100%	45
COLLIER URGENT CARE CENTERS		44	1	2%	45
ADVENTHEALTH MEDICAL GROUP FAMILY MEDICINE		40	5	11%	45
HIGHLANDS COUNTY FIRE RESCUE		45			45
BRP SH OPCO LLC		45			45
LAKE CO EMPLOYEE HEALTH AND WELLNESS CENTER		41	4	9%	45
NEOGENOMICS LABORATORIES INC		45			45
ALLIANCE OF PHYSICIANS AGAINST COVID-19			45	100%	45

COVID-19: testing by laboratory

Data through Mar 29, 2021 verified as of Mar 30, 2021 at 09:25 AM

Data in this report are provisional and subject to change.

The numbers in the table below represent the number of Florida and non-Florida residents for whom test results were received by the Department of Health. A person can be tested by more than one laboratory and can have both positive and negative results. **Therefore, the sum of the numbers in each column will be larger than the total number of people tested.**

Reporting lab	Inconclusive	Negative	Positive	Percent positive	Total
ENCOMPASS HEALTH REHABILITATION HOSPITAL OF LARGO		42	3	7%	45
LARA HEALTH AND WELLNESS CENTER LLC		45			45
TGH URGENT CARE POWERED BY FAST TRACK			45	100%	45
MULBERRY CARE CENTER		36	9	20%	45
GRAMERCY PARK URGENT CARE		43	2	4%	45
SOUTHPORT SQUARE HARBOUR HEALTH		45			45
CARE 4 U MANAGEMENT, INC			45	100%	45
BD MEDICAL SYSTEMS		43	2	4%	45
CITY OF CAPE CORAL		35	10	22%	45
PANCARE HEALTH - BAY COUNTY - YOUNGSTOWN		40	5	11%	45
NEXT MOLECULAR ANALYTICS		14	31	69%	45
FLORIDA HOSPITAL		28	16	36%	44
LUTHERAN HAVEN EXTENDED CONGREGATE CAR		44			44
LYSTER ACH FT RUCKER AL		41	3	7%	44
THE MERIDIAN AT BOCA RATON	1	43			44
Gulf Shore Care Center		39	5	11%	44
UNION MEDICAL CARE PLLC		43	1	2%	44
ASHTON PLACE	3	37	4	9%	44
CAMP BOGGY CREEK		44			44
MORTON PLANT			44	100%	44
VANDERBILT UNIVERSITY MEDICAL CENTER		39	5	11%	44
SAN CARLOS PHARMACY		39	5	11%	44
WALGREENS 3145		41	3	7%	44
PEDIATRICS OF CENTRAL FLORIDA – SAINT CLOUD	2	40	2	5%	44
RADIOLOGY ASSOCIATES OF VENICE AND ENGLEWOOD		42	2	5%	44
PLAINVIEW URGENT CARE		40	3	7%	43
MINUTECLINIC, LLC		37	6	14%	43
LAKE MARY KIDS CENTRA CARE		33	10	23%	43
BRANCH MEDICAL CLINIC			43	100%	43
AVALON PARK RETIREMENT RESIDENCE		41	2	5%	43
LOURDES HOSPITAL INC		41	2	5%	43
ADVANCE URGENT CARE CENTER, LLC		2	41	95%	43
ISLAND URGENT CARE PLLC		41	2	5%	43
PRINCETON VILLAGE☐		39	4	9%	43
COURTYARD GARDENS OF BOYNTON BEACH, LLC		40	3	7%	43
PINELLAS INTERNAL MEDICINE ASSOCIATES	1	39	3	7%	43
WOLFF CTR FOR CHILD & ADOLESCENT HEALTH PLLC,THE		26	17	40%	43
DUVAL PHARMACY		32	11	26%	43
Gulfport Rehabilitation Center		40	3	7%	43
DOCTORS CENTER PA,THE		37	6	14%	43
FIRST CHOICE URGENT CARE		12	31	72%	43
ROYAL PALM SENIOR RESIDENCE		43			43
URGENT CARE & WELLNESS CENTER		10	32	76%	42
SUNCOAST TECHNICAL COLLEGE SCHOOL OF HEALTH		42			42
BENTON HOUSE OF ST. JOHNS		40	2	5%	42
CLINICAL LABORATORY		42			42
PACIFICA SENIOR LIVING OCALA		37	5	12%	42

COVID-19: testing by laboratory

Data through Mar 29, 2021 verified as of Mar 30, 2021 at 09:25 AM

Data in this report are provisional and subject to change.

The numbers in the table below represent the number of Florida and non-Florida residents for whom test results were received by the Department of Health. A person can be tested by more than one laboratory and can have both positive and negative results. **Therefore, the sum of the numbers in each column will be larger than the total number of people tested.**

Reporting lab	Inconclusive	Negative	Positive	Percent positive	Total
JFK MEDICAL CENTER NORTH LAB		1	41	98%	42
MAIMONIDES-SHALOM ACADEMY, INC		41	1	2%	42
University Hills health and Rehabilitation		32	10	24%	42
CVS MINUTE CLINIC DIAGNOSTIC OF NORTH CAROL		36	6	14%	42
OPTUMCARE SOUTH FLORIDA, LLC		35	7	17%	42
Atlantic Shore Nursing and Rehab		42			42
KIVA AT CANTERBURY		25	17	40%	42
MILLENIA ADVANCED SCIENTIFIC LLC			42	100%	42
LPG PULMONOLOGY-COCONUT POINT		35	6	15%	41
LEE COMMUNITY HEALTHCARE - LEHIGH		34	7	17%	41
BRONX LEBANON HOSPITAL-MEDICAL CENTER		37	4	10%	41
CROSSROADS URGENT CARE		26	15	37%	41
UNIVERSITY OF ALABAMA		38	3	7%	41
PEDIATRICS OF CENTRAL FLORIDA KISSI		33	8	20%	41
FLORIDA HOSPITAL NEW SMYRNA		4	37	90%	41
IMA MEDICAL GROUP POINCIANA		18	23	56%	41
WHITE-WILSON MEDICAL CENTER		30	11	27%	41
ATRIA WILLOW WOOD		39	2	5%	41
TGH URGENT CARE - RIVERVIEW			41	100%	41
CHILDRENS CLINIC		13	28	68%	41
NORTHWELL HEALTH PLAINVIEW HOSPITAL LABORATORY		32	9	22%	41
A & R RESEARCH GROUP		35	6	15%	41
MID-FLORIDA PATHOLOGY, LLC		33	8	20%	41
Bon Secours Maria Manor		36	5	12%	41
NEWPATH DIAGNOSTICS		33	8	20%	41
LABCORP		16	25	61%	41
ORTHOPAEDIC SURGERY CENTER		41			41
STAT ONE URGENT CARE CENTER		2	39	95%	41
CITRUS COUNTY HEALTH DEPARTMENT		35	6	15%	41
CAPITAL REGIONAL MEDICAL CENTER		2	38	95%	40
NORTH CAROLINA DEPARTMENT OF HEALTH & HUMAN SERVICES	1		39	98%	40
ADVENT HEALTH CENTRA CARE - LAKELAND		30	10	25%	40
PRIDE DIAGNOSTICS		24	16	40%	40
ST JOSEPHS HOSPITAL SOUTH HOSPITAL			40	100%	40
MINUTECLINIC DIAGNOSTIC OF NORTH CAROLINA		39	1	3%	40
LONGLEAF DIAGNOSTIC LABORATORIES		11	29	73%	40
CLINICAL PATHOLOGY LABORATORIES, INC		40			40
M&V SAN JOSE MEDICAL CENTER			40	100%	40
EAST CENTRAL FLORIDA OUTPATIENT IMAGING		28	12	30%	40
SUNSHINE ASSISTED LIVING		40			40
ROADS PEDIATRICS,LLC		38	2	5%	40
STETSON UNIVERSITY STUDENT HEALTH CENTER		3	36	92%	39
GENEXPERT			39	100%	39
JUNIPER VILLAGE AT CAPE CORAL		34	5	13%	39
SOMA MEDICAL CENTER PA #3		5	34	87%	39
BIOFIRE		7	32	82%	39
GUYAN VALLEY WELLNESS CENTER		32	7	18%	39

COVID-19: testing by laboratory

Data through Mar 29, 2021 verified as of Mar 30, 2021 at 09:25 AM

Data in this report are provisional and subject to change.

The numbers in the table below represent the number of Florida and non-Florida residents for whom test results were received by the Department of Health. A person can be tested by more than one laboratory and can have both positive and negative results. **Therefore, the sum of the numbers in each column will be larger than the total number of people tested.**

Reporting lab	Inconclusive	Negative	Positive	Percent positive	Total
BOND CLINIC, PA		9	30	77%	39
CORRECTIONAL MEDICAL GROUP		27	12	31%	39
WG BAYPOINT VILLAGE SH LLC		38	1	3%	39
COASTAL LABORATORIES OF FLORIDA		35	4	10%	39
LIGHTHOUSE PEDIATRICS OF NAPLES		35	4	10%	39
BAYSHORE PATHOLOGY CONSULTANTS PA		37	2	5%	39
PREMISE HEALTH MIA		1	38	97%	39
CEDAR CREEK AT KINGS BAY INC		39			39
MEDEX MEDICAL EXPRESS OF PALATKA LLC			39	100%	39
BROOKDALE BRANDON	1	38			39
CLINICAL RESEARCH SEQUENCING PLATFORM		8	31	79%	39
CDR MAGUIRE - MIAMI BEACH CC MISSION 17388		2	37	95%	39
BAY COUNTY JAIL ANNEX		34	5	13%	39
MAIN STREET MEDICAL CENTER OF CRESTVIEW PA		20	19	49%	39
LAKE INTERNAL MEDICINE ASSOCIATES PA		32	7	18%	39
BRIDGEVIEW CENTER LLC		27	12	31%	39
HOMEWOOD RESIDENCE AT FREEDOM PLAZA		37	1	3%	38
STEWART MEDICAL GROUP, INC		21	17	45%	38
FLORIDA DEPARMENT OF HEALTH CLAY COUNTY		25	13	34%	38
THE MEDICAL GROUP OF SOUTH FLORIDA INC		34	4	11%	38
MOLECULAR DIAGNOSTICS		5	33	87%	38
EASTERN SHORE URGENT CARE		27	11	29%	38
MAKO MEDICAL		21	17	45%	38
ANDALUSIA HEALTH		21	17	45%	38
Life Care Center of Citrus County		37	1	3%	38
ATRIA SAN PABLO		36	2	5%	38
EVIVIA		36	2	5%	38
AUTUMN OF SARASOTA		12	26	68%	38
CCRC @ SUNFLOWER LLC		35	3	8%	38
INNOVATION CLINICAL TRIALS, INC			37	100%	37
ST JOSEPHS CHILDRENS OUTREACH			37	100%	37
ST AUGUSTINE PEDIATRIC ASSOC		33	4	11%	37
ALAN A SMITH MD LLC		34	3	8%	37
PATHOGENIUS LABORATORIES		30	7	19%	37
ACCURATE DIAGNOSTIC LAB		35	2	5%	37
MINUTECLINIC DIAGNOSTIC OF RHODE ISLAND, LLC #1544		36	1	3%	37
PONCE THERAPY CARE CENTER		34	3	8%	37
THE COLLIER AT NAPLES		36	1	3%	37
NAPHCARE INC		32	5	14%	37
BELVEDERE COMMONS OF SUN CITY CENTER		37			37
MINUTECLINIC DIAGNOSTIC OF LOUISIANA		35	2	5%	37
BITTINGS APOTHECARY INC		33	4	11%	37
ONE MILO		37			37
NIGHT LITE PEDIATRIC CENTER		10	27	73%	37
BULLS HEAD URGENT CARE		35	2	5%	37
HOLZER HEALTH CENTER		5	32	86%	37
TAYLORVILLE FAMILY MEDICINE		30	7	19%	37

COVID-19: testing by laboratory

Data through Mar 29, 2021 verified as of Mar 30, 2021 at 09:25 AM

Data in this report are provisional and subject to change.

The numbers in the table below represent the number of Florida and non-Florida residents for whom test results were received by the Department of Health. A person can be tested by more than one laboratory and can have both positive and negative results. **Therefore, the sum of the numbers in each column will be larger than the total number of people tested.**

Reporting lab	Inconclusive	Negative	Positive	Percent positive	Total
FAMILY EXTENDED CARE OF SEBRING INC		35	2	5%	37
PREMIUM HEALTH SERVICES OF TAMPA BAY LLC		19	18	49%	37
ISLAMORADA VILLAGE OF ISLANDS FIRE RESCUE		35	2	5%	37
CONNECTICUT DEPARTMENT OF HEALTH		22	15	41%	37
HR SARASOTA OPERATOR LLC		25	12	32%	37
FAMILY AND INTERNAL MEDICINE AT AVALON PARK		32	4	11%	36
ALWAYS BEST CARE SENIOR SERVICES		33	3	8%	36
CENTRAL FLORIDA HEALTH CARE INC WAUCHULA SITE 2		29	7	19%	36
D W MCMILLAN MEMORIAL HOSPITAL		25	11	31%	36
ST JUDE LABORATORIES		33	3	8%	36
LPG PRIMARY CARE AT PINE ISLAND		31	5	14%	36
PECONIC BAY MEDICAL CENTER LABORATORY		27	9	25%	36
HARMONY HEALTH OPCO, LLC		15	21	58%	36
MINUTECLINIC DIAGNOSTIC MEDICAL GROUP		33	3	8%	36
LPG CONVENIENT CARE AT METRO		33	3	8%	36
PROFESSIONAL PEDIATRICS		34	2	6%	36
SIDDH INC DBA SAN CARLOS PHARMACY		33	3	8%	36
IMMEDIATE CARE PA		32	4	11%	36
ARCPOINT LABS OF WEST PALM BEACH		3	33	92%	36
BVL/LITTLE ANGEL PEDIATRICS		36			36
ADULT MEDICINE OF LAKE COUNTY INC			36	100%	36
WASHINGTON COUNTY HEALTH DEPARTMENT		24	12	33%	36
ST LUCIE COUNTY JAIL		26	9	26%	35
CAREHERE LAKE SCHOOLS EMPLOYEE HEALTH CENTER		24	11	31%	35
PALM POINT BEHAVIORAL HEALTH		35			35
NEUROINTERNATIONAL SARASOTA		32	3	9%	35
MAINSTREET FAMILY URGENT CARE		1	34	97%	35
NORTH FLORIDA PHARMACY		33	2	6%	35
COLLIER HMA PHYSICIAN MANAGEMENT LLC		27	8	23%	35
LAKE COUNTY SCHOOLS EMPLOYEE HEALTH CENTER		24	11	31%	35
ALABAMA CLINICS		19	16	46%	35
TRIPLE O MEDICAL SERVICES INC		32	3	9%	35
ADVENT HEALTH - FISH MEMORIAL		2	33	94%	35
NCHD		21	14	40%	35
FHMG-FLORIDA HOSPITAL MEDICAL GROUP		25	10	29%	35
TANVIR H SHAGAR NP		29	6	17%	35
BASSETTI MEDICAL RESEARCH INC		29	6	17%	35
PARKSIDE HEALTH AND REHABILITATION CENTER			35	100%	35
WALGREENS COVID-19		27	8	23%	35
BENTON HOUSE OF CLERMONT		35			35
POARCH BANC CREEK INDIANS TRIBAL HEALTH DEPARTMENT			35	100%	35
ST. MARYS MEDICAL CENTER		1	34	97%	35
RESIDENTIAL PLAZA AT BLUE LAGOON INC		32	3	9%	35
HOLLISMED LLC		33	2	6%	35
MINUTECLINIC DIAGNOSTIC OF MICHIGAN		32	3	9%	35
BOCA TOXICOLOGY LLC		33	2	6%	35
WUESTHOFF MEMORIAL HOSPITAL			35	100%	35

COVID-19: testing by laboratory

Data through Mar 29, 2021 verified as of Mar 30, 2021 at 09:25 AM

Data in this report are provisional and subject to change.

The numbers in the table below represent the number of Florida and non-Florida residents for whom test results were received by the Department of Health. A person can be tested by more than one laboratory and can have both positive and negative results. **Therefore, the sum of the numbers in each column will be larger than the total number of people tested.**

Reporting lab	Inconclusive	Negative	Positive	Percent positive	Total
RIVERHEAD URGENT CARE		34	1	3%	35
PATHGROUP		9	26	74%	35
ISLAND LAKE CENTER		14	21	60%	35
IRL		4	31	89%	35
AMELIA ASSISTED LIVING FACILITY		35			35
UNION MEDICAL CARE		35			35
VIKOR SCIENTITIC		5	30	86%	35
VETERANS AFFAIRS MEDICAL CENTER - NEW YORK HARBOR		34	1	3%	35
GREENSBORO PATHOLOGY LLC		30	5	14%	35
UNIVERSITY HOSPITAL		30	5	14%	35
P23 LABS		35			35
DCH REGIONAL MEDICAL CENTER LABORATORY		34	1	3%	35
RASHDA ALBIBI M.D. P.A.		31	3	9%	34
REDI-MED WALK IN FAMILY CLINIC			34	100%	34
MIDDLETOWN MEDICAL P C		24	10	29%	34
JACKSON HEALTH SYSTEM		2	32	94%	34
GOLFCREST HEALTHCARE CENTER		34			34
ORLANDO CLINICAL RESEARCH CENTER		32	2	6%	34
THE SPRINGS OF PARC HILL		33	1	3%	34
TUSCAN GARDENS OF DELRAY BEACH MANAGEMENT COMPANY,		34			34
FLORIDA PRESBYTERIAN HOMES INC		33	1	3%	34
MEDCOMP SCIENCES			34	100%	34
SOUTHCOR LABORATORY		4	30	88%	34
PARAMOUNT WALK-IN CLINIC		1	33	97%	34
THORNBURG PEDIATRICS		32	2	6%	34
CITRUS CARE CLINIC			34	100%	34
PORT SAINT JOHN FAMILY PRACTICE		21	13	38%	34
AYERS NURSING AND REHABILITATION CENTER		34			34
FLAGLER HOSPITAL INC	2		32	94%	34
HARBORCHASE OF WELLINGTON CROSSING		32	2	6%	34
JOHN D ARCHBOLD MEMORIAL HOSPITAL		33	1	3%	34
FLORIDA PEDIATRIC GROUP PA		28	6	18%	34
WALK IN MEDICAL URGENT CARE		34			34
LONG TERM CARE OF GULF BREEZE LLC		30	4	12%	34
BAY STREET PHARMACY		32	2	6%	34
WELLMED AT NEW TAMPA		24	10	29%	34
SOUTHEASTERN OUTPATIENT SURGERY CENTER		31	3	9%	34
MINUTE CLINIC LLC #2216		32	2	6%	34
1ST PRIORITY LAB SERVICES		28	6	18%	34
JAMAICA HOSPITAL MEDICAL CENTER		29	4	12%	33
EVERLYWELL		19	14	42%	33
VETERAN AFFAIRS MEDICAL CENTER - JAMES J PETERS		30	3	9%	33
Consulate Health Care of Orange Park		27	6	18%	33
FLORIDA DEPARTMENT OF HEALTH IN MONROE COUNTY		27	6	18%	33
VILLA COURT LLC		33			33
CITY OF OCALA EMPLOYEE HEALTH AND WELLNESS CENTER		27	6	18%	33
BOND CLINIC		3	30	91%	33

COVID-19: testing by laboratory

Data through Mar 29, 2021 verified as of Mar 30, 2021 at 09:25 AM

Data in this report are provisional and subject to change.

The numbers in the table below represent the number of Florida and non-Florida residents for whom test results were received by the Department of Health. A person can be tested by more than one laboratory and can have both positive and negative results. **Therefore, the sum of the numbers in each column will be larger than the total number of people tested.**

Reporting lab	Inconclusive	Negative	Positive	Percent positive	Total
SANFORD MOBILE LAB PGA TOUR		32	1	3%	33
WESTWOOD NURSING AND REHABILITATION		28	5	15%	33
MINUTE CLINIC DIAGNOSTIC OF VIRGINIA, LLC		33			33
WINDSOR WOODS REHAB & HEALTHCARE CTR		32	1	3%	33
GRAND VILLA OF ALTAMONTE SPRINGS		26	7	21%	33
EP MEDICAL EQUIPMENT PHARMACY		29	4	12%	33
PHYSICIAN ASSOCIATES LLC		26	7	21%	33
DAVENPORT PEDIATRICS CLERMONT PA		29	4	12%	33
VETERANS HOME		1	32	97%	33
METRO KNOXVILLE HMA		25	8	24%	33
CAREATC			33	100%	33
AHSE ROP		32	1	3%	33
Kensington Gardens		33			33
PHOSPHORUS DIAGNOSTICS		27	6	18%	33
AMMON ANALYTICAL LABORATORIES		29	4	12%	33
LAKE SHERIFF		32	1	3%	33
GREENRIDGE GROUP HOME	3	11	19	58%	33
COMMUNITY MEDICAL CARE CENTER INC			33	100%	33
AMBRY GENETICS CORPORATION	23	10			33
CORAL HOUSE ASSISTED LIVING COMMUNITY LLC		33			33
NIGHT LITE PEDIATRICS URGENT CARE CENTER			33	100%	33
OPIS COQUINA CENTER		32			32
ROCKLAND URGENT CARE FAMILY HEALTH NP		31	1	3%	32
ARTHREX MEDICAL CENTER EAST		25	7	22%	32
Heartland Health Care Center North Sarasota		18	14	44%	32
UNIVERSITY MEDICAL CTR OF PRINCETON AT		30	2	6%	32
ADVANCED URGENT CARE		12	20	63%	32
WARDE MEDICAL LABORATORY		24	8	25%	32
FORT CAROLINE GARDENS, INC		30	2	6%	32
IPSUM DIAGNOSTICS		3	29	91%	32
BROOKDALE CANOPY OAKS			32	100%	32
GRAND VILLA OF NEW PORT RICHEY		25	7	22%	32
WESTMINSTER ST AUGUSTINE		32			32
CRESTVIEW IMMEDIATE CARE LL		8	24	75%	32
TRADITIONAL HOME CARE INC		31	1	3%	32
PASSPORT HEALTH ORLANDO		32			32
GULFSIDE HOSPICE INC		29	3	9%	32
COLORADO DEPARTMENT OF HEALTH LABORATORY SERVICES DIVISION			32	100%	32
LONG BEACH URGENT CARE		32			32
SOUTHWEST LABS		32			32
MADISON POINTE CARE CENTER		32			32
STATEN ISLAND UNIVERSITY HOSPITAL-POUCH		31	1	3%	32
UR CARE FAMILY AND SPORTS MEDICINE			31	100%	31
DISCOVERY COMMONS AT BRADENTON		31			31
ADVENTHEALTH MEDICAL GROUP FAMILY & INTERNAL		12	19	61%	31
LabCorp L#09258130 M#09258125		12	19	61%	31
ENT AND ALLERGY ASSOCIATES OF FLORIDA LLC		30	1	3%	31

COVID-19: testing by laboratory

Data through Mar 29, 2021 verified as of Mar 30, 2021 at 09:25 AM

Data in this report are provisional and subject to change.

The numbers in the table below represent the number of Florida and non-Florida residents for whom test results were received by the Department of Health. A person can be tested by more than one laboratory and can have both positive and negative results. **Therefore, the sum of the numbers in each column will be larger than the total number of people tested.**

Reporting lab	Inconclusive	Negative	Positive	Percent positive	Total
NAPHCARE, INC.		21	10	32%	31
THE PALMS PHARMACY, INC		28	3	10%	31
COLLIER ANESTHESIA PAIN LLC		31			31
JUPITER MEDICAL CENTER PHYSICIANS GROUP, INC		28	3	10%	31
EC OPCO TIMBERLIN PARC LLC		31			31
MICHAEL J D'AMBROSE MD PA		29	2	6%	31
ADVENTHEALTH MEDICAL GROUP FAMILY MEDICINE AT RDV		31			31
AMERICAN ESOTERIC LABORATORIES		15	16	52%	31
REGENCY PARK ASSISTED LIVING FACILITY		29	2	6%	31
ORLANDO HEALTH PRIMARY CARE PEDIATRICS		31			31
HEALTH FIRST - VIERA HOSPITAL		1	30	97%	31
GROWING TOGETHER PEDIATRICS, LLC		27	4	13%	31
EASYCARE WALK-IN CLINIC	1	11	19	61%	31
PREMIER URGENT CARE CENTER LLC			31	100%	31
ATLAN		26	5	16%	31
UNIPATH		24	7	23%	31
THE TERRACE AT IVY ACRES ALF		11	19	63%	30
ADVENT HEALTH PRIMARY CARE PLUS, WINTER GARDEN		26	4	13%	30
PERDIDO URGENT CARE		1	29	97%	30
WEINBERG VILLAGE		29	1	3%	30
Okeechobee Health Care Facility		16	14	47%	30
HERITAGE WATERSIDE		27	3	10%	30
MULBERRY'S MOBILE PROVIDER SERVICES LLC		16	14	47%	30
CHIPOLA MEDICAL ASSOCIATES		10	20	67%	30
Wiregrass Rehabilitation Center and Nursing Home		28	2	7%	30
MINUTE CLINIC DIAGNOSTIC OF SC, LLC #75		29	1	3%	30
MAGNOLIA DIAGNOSTICS, LLC		3	27	90%	30
CLINCLOUD, LLC			30	100%	30
LEE MEMORIAL HEALTH SYSTEM D/B/A LEE COMMUNITY		27	3	10%	30
Heritage Park Care and Rehabilitation		30			30
CARILLON SPORTS AND FAMILY MEDICINE		23	7	23%	30
AMEERAH LABS			30	100%	30
CIGNA PBSO WEST PALM			30	100%	30
OAK HARBOR ASSISTED LIVING FACILITY		27	3	10%	30
OAKMONTE VILLAGE		29	1	3%	30
BOCA BIOLISTIC REFERENCE LAB			30	100%	30
COUNTY OF LOS ANGELES			30	100%	30
LAKE MARY - STIRLING CENTER SUITE 202			30	100%	30
FLORIDA ENDOSCOPY & SURGERY CTR LLC		30			30
FORT VALLEY STATE UNIVERSITY		29	1	3%	30
STATCARE URGENT & WALK IN MEDICAL CARE		26	3	10%	29
HUNTINGTON STATION URGENT CARE		28	1	3%	29
A AND R RESEARCH GROUP LLC		25	4	14%	29
ST PETER'S BENDER LABORATORY		28	1	3%	29
UNIVERSITY BEHAVIORAL CENTER		29			29
Rehabilitation Center of the Palm Beaches		29			29
SANDALWOOD NURSING CENTER		29			29

COVID-19: testing by laboratory

Data through Mar 29, 2021 verified as of Mar 30, 2021 at 09:25 AM

Data in this report are provisional and subject to change.

The numbers in the table below represent the number of Florida and non-Florida residents for whom test results were received by the Department of Health. A person can be tested by more than one laboratory and can have both positive and negative results. **Therefore, the sum of the numbers in each column will be larger than the total number of people tested.**

Reporting lab	Inconclusive	Negative	Positive	Percent positive	Total
MARYLAND DEPARTMENT OF HEALTH			29	100%	29
CDC		17	12	41%	29
COMPREHENSIVE CHILDCARE		23	6	21%	29
MINUTE CLINIC, LLC DBA MINUTECLINIC #4505		27	2	7%	29
CAPE CORAL HOSPITAL ABG LABORATORY		16	13	45%	29
PALMS, THE		29			29
CENTER ONE SURGERY CENTER		24	5	17%	29
SUNTREE INTERNAL MEDICINE		29			29
INTERIM HEALTHCARE OF NORTHWEST FLORIDA INC		27	2	7%	29
PANCARE HEALTH - BONIFAY K-8			29	100%	29
LABORATORY ALLIANCE OF CENTRAL NEW YORK		28	1	3%	29
FAST PACE MEDICAL CLINIC		26	3	10%	29
NURSES HELPING HANDS INC ALF		29			29
WEISS PEDIATRIC CARE LLC		16	13	45%	29
STUART REHABILITATION AND HEALTHCARE		14	15	52%	29
STEINHATCHEE DRUGS		23	6	21%	29
PALM GARDEN OF JACKSONVILLE		27	2	7%	29
ACCESS 365 URGENT CARE		9	20	69%	29
BAPTIST PRIMARY BLACK CREEK SOUTH			29	100%	29
STEWART MELBOURNE HOSPITAL			29	100%	29
NEMOURS CHILDRENS CLINIC		22	7	24%	29
RENAISSANCE SENIOR LIVING	1	28			29
ROBERT H JENKINS JR VETERANS' DOMICILIARY HOME OF		26	3	10%	29
P4CLINICAL	3	2	24	83%	29
PRO HEALTH HARMONY		29			29
UNIV OF ROCHESTER-STRONG MEMORIAL HOSP		28	1	3%	29
DAVID LAWRENCE CENTER		25	4	14%	29
MIGUEL E TREVINO MD PA		25	4	14%	29
FAMILY CARE PARTNERS URGENT CARE LLC		23	6	21%	29
DUVAL COUNTY HEALTH DEPARTMENT		29			29
CARE HERE		6	23	79%	29
UCLA HEALTHCARE CLINICAL LABS		23	6	21%	29
MD NOW MEDICAL CENTERS, INC.		26	3	10%	29
GRAND VILLA OF ST. PETERSBURG		26	2	7%	28
CERON PEDIATRICS & INTEGRATIVE MEDICIN		28			28
NATIONAL MENTOR HEALTHCARE LLC			28	100%	28
LAKE PLACID HEALTH AND REHABILITATION		1	27	96%	28
URGENT CARE CENTER			28	100%	28
ASTORIA HEALTH AND REHABILITATION CENTER		27	1	4%	28
MINUTECLINIC DIAGNOSTIC OF RHODE ISLAND, LLC #212		28			28
CHILDREN'S MEDICAL CENTER			28	100%	28
MARION PEDIATRICS PA		21	7	25%	28
KEY PRIMARY CARE			28	100%	28
DOCTOR TODAY TLC LLC			28	100%	28
GRAND LIVING AT LAKEWOOD RANCH		27	1	4%	28
PULSE & REMEDY LLC		13	15	54%	28
WALGREEN		19	9	32%	28

COVID-19: testing by laboratory

Data through Mar 29, 2021 verified as of Mar 30, 2021 at 09:25 AM

Data in this report are provisional and subject to change.

The numbers in the table below represent the number of Florida and non-Florida residents for whom test results were received by the Department of Health. A person can be tested by more than one laboratory and can have both positive and negative results. **Therefore, the sum of the numbers in each column will be larger than the total number of people tested.**

Reporting lab	Inconclusive	Negative	Positive	Percent positive	Total
SYNIVERSE WELLNESS CENTER		24	4	14%	28
NORTH PINELLAS CHILDRENS MEDICAL CENTER			28	100%	28
Cleveland Clinic Laboratories		4	24	86%	28
ORANGE PEDIATRICS			28	100%	28
EDEN AT CRESTVIEW		12	16	57%	28
GRAND VILLA OF ENGLEWOOD		23	5	18%	28
SUNSHINE PEDIATRICS OF CENTRAL FLORIDA PL		26	2	7%	28
LEE MEMORIAL HEALTH SYSTEM		24	4	14%	28
CARDIOLOGY AND MEDICINE ASSOCIATES INC		27	1	4%	28
BOCA SIMON LAB		1	27	96%	28
PORT ST LUCIE HOSPITAL		25	3	11%	28
RESIDENCE AT BAY VUE		27	1	4%	28
JOSEF SCHENKER MD PC DBA CENTERS URGENT		26	2	7%	28
BROOKDALE PHILLIPPI CREEK			28	100%	28
FAMILY CARE PARTNERS		18	10	36%	28
UNIVERSITY OF ILLINOIS VETERINARY DIAG	1	26	1	4%	28
ACTIVE SENIOR LIVING		26	2	7%	28
GRAND VILLA OF DEL RAY WEST		25	3	11%	28
LAKELAND NURSING AND REHABILITATION CENTER			28	100%	28
URGENT CARE USA LLC		2	25	93%	27
UNION CHD		24	3	11%	27
Grand Villa of Clearwater		25	2	7%	27
BROOKWOOD BAPTIST MEDICAL CENTER		26	1	4%	27
HEALTHPARK MEDICAL CENTER ABG LAB		26	1	4%	27
KIVA AT CANTERBURY, LLC		27			27
LOOP PEDIATRICS		22	5	19%	27
ENCOMPASS HEALTH REHABILITATION HOSPITAL OF SARASOTA		27			27
MINUTECLINIC, LLC #08366		22	5	19%	27
JOSEPH SCHENKER MD PC DBA CENTERS URGENT		24	3	11%	27
ATRIA LADY LAKE		27			27
EXPRESS CARE OF BELLEVIEW		27			27
SANITAS		4	23	85%	27
BUREAU OF PUBLIC HEALTH	1	6	20	74%	27
TRINITY URGENT CARE		23	4	15%	27
SPANISH RIVER HIGH SCHOOL ESE		23	4	15%	27
SUNCOAST LABS			27	100%	27
FIRST CHOICE PEDIATRICS LOOP		25	2	7%	27
PINELLAS 1 HOME HEALTH CARE CORP		27			27
BROOKDALE SOUTHPPOINT			27	100%	27
THE COMMONWEALTH OF MASSACHUSETTS		1	26	96%	27
VICK STREET MANOR		27			27
BROOKDALE UNIVERSITY HOSPITAL		25	2	7%	27
MARTHA'S HOUSE & ASSISTED LIVING FACILITY		27			27
ASSISTED LIVING OF BROWARD		27			27
JOSEF SCHENKER MD PC		27			27
BROWARD HEALTH IMPERIAL POINT NURSING			27	100%	27
LEXINGTON PLACE SENIOR LIVING COMMUNITY		27			27

COVID-19: testing by laboratory

Data through Mar 29, 2021 verified as of Mar 30, 2021 at 09:25 AM

Data in this report are provisional and subject to change.

The numbers in the table below represent the number of Florida and non-Florida residents for whom test results were received by the Department of Health. A person can be tested by more than one laboratory and can have both positive and negative results. **Therefore, the sum of the numbers in each column will be larger than the total number of people tested.**

Reporting lab	Inconclusive	Negative	Positive	Percent positive	Total
VASSAR BROTHERS MEDICAL CENTER LABORATORY		25	2	7%	27
GASTROENTEROLOGY ASSOCIATES OF PENSACOLA PA		23	4	15%	27
RAINBOW PEDIATRICS		1	26	96%	27
CHILDRENS MEDICAL CENTER			27	100%	27
WIREGRASS CLINIC LLC		22	5	19%	27
MINUTE CLINIC DIAGNOSTIC OF VIRGINIA		21	5	19%	26
EAST HILL MEDICAL GROUP		17	9	35%	26
LEE PHYSICIAN GROUP		23	3	12%	26
COLORADO DEPARTMENT OF PUBLIC HEALTH AND ENVIRONMENT			26	100%	26
ABL MEDICAL CARE LLC			26	100%	26
RJ LEE GROUP	1	23	2	8%	26
MONCRIEF ARMY HEALTH CLINIC			26	100%	26
WEST BROWARD CARE CENTER		24	2	8%	26
PULMONARY SPECIALISTS OF THE PALM BEACHES		16	10	38%	26
HOLIDAY MEDICAL ASSOCIATES		1	25	96%	26
TREEHOUSE PEDIATRICS & FAMILY CARE		26			26
ADVENT HEALTH MEDICAL GROUP- FAMILY MEDICINE AT DR. PHILIPS		21	5	19%	26
MONTEFIORE NEW ROCHELLE HOSPITAL		24	2	8%	26
MINIMALLY INVASIVE VASCULAR INC		24	2	8%	26
EXPRESS FAMILY CARE LLC		11	15	58%	26
GOOD SAMARITAN HOSPITAL LABORATORY		23	3	12%	26
ADVENT HEALTH PARTIN SETTLEMENT HEALTH PARK		18	8	31%	26
ORLANDO ORTHOPAEDIC OUTPATIENT SURGERY CENTER		22	4	15%	26
LAKES DIALYSIS CENTER INC			26	100%	26
LOT HEALTH SERVICES☐	1	25			26
URGENT FAMILY CARE INC		23	3	12%	26
MINUTECLINIC DIAGNOSTIC OF TEXAS		22	4	15%	26
THE MINIER URGENT CARE		20	6	23%	26
PARK WEST MEDICAL CENTER		25	1	4%	26
FLORIDA MEDICAL CLINIC - MULTI SPECIALTY CAMPUS		9	17	65%	26
Clearwater Center		12	14	54%	26
PALM BEACH COUNTY FIRE RESCUE		24	2	8%	26
EPIC REFERENCE LABS INC			26	100%	26
DARDEN WELLNESS CENTER		23	3	12%	26
BAYCARE HEALTH SYSTEMS, LLC			26	100%	26
MINUTECLINIC, LLC #4230		22	4	15%	26
LABORATORY MEDICINE CONSULTANTS-LMC PA		24	2	8%	26
WAKULLA COUNTY HEALTH DEPARTMENT		12	14	54%	26
OAKTREE HEALTHCARE			26	100%	26
GREEN GABLES ASSISTED LIVING FACILITY		25			25
SUMMERGATE PHARMACY		23	2	8%	25
ADVENT HEALTH - LAKE MARY PEDIATRICS		16	9	36%	25
SOUTH FLORIDA DIALYSIS CENTER		8	17	68%	25
MINUTECLINIC DIAGNOSTIC OF PENNSYLVANI		24	1	4%	25
MEDEXPRESS URGENT CARE - BLOOMINGTON		22	3	12%	25
ARCPPOINT LABS OF FORT LAUDERDALE		25			25
CARENOW - DOWNTOWN NORTH GULCH		24	1	4%	25

COVID-19: testing by laboratory

Data through Mar 29, 2021 verified as of Mar 30, 2021 at 09:25 AM

Data in this report are provisional and subject to change.

The numbers in the table below represent the number of Florida and non-Florida residents for whom test results were received by the Department of Health. A person can be tested by more than one laboratory and can have both positive and negative results. **Therefore, the sum of the numbers in each column will be larger than the total number of people tested.**

Reporting lab	Inconclusive	Negative	Positive	Percent positive	Total
Grand Villa of Deerfield Beach		23	2	8%	25
MD BEAUTY LABS, PA		23	2	8%	25
PBSO WEST PALM FAMILY PRACTICE		1	24	96%	25
DELRAY BEACH FACIAL PLASTIC SURGERY		25			25
SUNQUEST		3	22	88%	25
MINUTE CLINIC DIAGNOSTIC OF NEW JERSEY		24	1	4%	25
FEDERAL PRISON CAMP PENSACOLA			25	100%	25
MAYO CLINIC JACKSONVILLE		1	24	96%	25
ADVENT HEALTH EXPRESS		9	16	64%	25
COASTAL COMPLETE CARE		11	14	56%	25
WOMENS CARE FLORIDA LABORATORY		25			25
Casa Mora Rehabilitation & Extended Care		25			25
COOPER HEALTHCARE		22	3	12%	25
COASTAL SKIN SURGERY AND DERMATOLOGY		18	7	28%	25
CANTON-POTSDAM HOSPITAL LABORATORY		24	1	4%	25
TALLAHASSEE DEVELOPMENTAL CENTER		24	1	4%	25
WESTPAC LABS		1	24	96%	25
HUNT CLUB PEDIATRIC ASSOCIATES LLC		21	4	16%	25
CLEARWATER EMPLOYEE HEALTH CLINIC		9	16	64%	25
MINUTECLINIC, LLC, DBA MINUTECLINIC #5		22	3	12%	25
THE WATERMARK AT VISTAWILLA		25			25
Summit Medical Group Westfield Lab		22	3	12%	25
MINUTECLINIC DIAGNOSTIC OF TN, PC 374		21	4	16%	25
MADWAR		19	6	24%	25
ST. CLOUD HOSPITAL		20	5	20%	25
WELLMED AT PLANT CITY		11	13	54%	24
GERALD J KIVETT MD		21	3	13%	24
ROWLETT MIDDLE ACADEMY		22	2	8%	24
SHORE MEMORIAL HOSPITAL		21	3	13%	24
COURTYARDS OF ORLANDO		24			24
AIR, LAND & SEA PHYSICALS & CONSULTATIONS, LLC		23	1	4%	24
COMMUNITY HEALTH OF SOUTH FLORIDA			24	100%	24
PALMETTO PEDIATRICS			24	100%	24
HERITAGE OAKS ASSISTED LIVING & MEMORY CARE		20	4	17%	24
TARPON BAYOU CENTER			24	100%	24
ALAN SERURE MD		24			24
WELLOW URGENT CARE		23	1	4%	24
PALMS MEDICAL GROUP - LAKE CITY WEST		3	21	88%	24
SANFORD PEDIATRIC ASSOCIATES, PA		22	2	8%	24
TOTAL ACCESS URGENT CARE		1	23	96%	24
ENGLEWOOD HOSPITAL AND MEDICAL CENTER		19	5	21%	24
PHYSICIANS PRIMARY CARE OF SW FLORIDA PL		24			24
RAINBOW PEDIATRIC CENTER		2	22	92%	24
HENNEPIN COUNTY MEDICAL CENTER (HCMC)		13	11	46%	24
HEALTH MED CENTERS		24			24
MINUTECLINIC DIAGNOSTIC OF TN PC #378		21	3	13%	24
VIRTUA		20	4	17%	24

COVID-19: testing by laboratory

Data through Mar 29, 2021 verified as of Mar 30, 2021 at 09:25 AM

Data in this report are provisional and subject to change.

The numbers in the table below represent the number of Florida and non-Florida residents for whom test results were received by the Department of Health. A person can be tested by more than one laboratory and can have both positive and negative results. **Therefore, the sum of the numbers in each column will be larger than the total number of people tested.**

Reporting lab	Inconclusive	Negative	Positive	Percent positive	Total
HALIFAX HEALTH URGENT CARE		4	20	83%	24
MED PLUS FLORENCE		20	4	17%	24
SPRINGWOOD COURT		19	5	21%	24
ATRIA AT ST JOSEPHS		24			24
SUMMIT MEDICAL GROUP - 75 E NORTHFIELD		22	2	8%	24
WESTMINSTER WOODS ON JULINGTON CREEK		22	2	8%	24
THE LODGE AND REHABILITATION CENTER		9	15	63%	24
LABORATORY DYNAMICS		20	4	17%	24
CARE CENTERS OF NASSAU LLC MINER ROAD NORTH		24			24
ACCESS HEALTH CARE PHYSICIANS LLC		10	14	58%	24
CSH LAKE ORIENTA LP		24			24
SENIOR HEALTH OF WINTER PARK DUNDEE		24			24
ASURANCE SCIENTIFIC LABORATORIES		24			24
MID FLORIDA PATHOLOGY LLC		23	1	4%	24
URGENT CARE USA			24	100%	24
PACIFICA SENIOR LIVING FORT MYERS		15	9	38%	24
SENIOR LIVING IV SUN CITY LLC		17	7	29%	24
TIMBERLANE LODGE ALF	1	16	7	29%	24
STATE LAB		2	22	92%	24
MAGNOLIA PEDIATRICS		4	20	83%	24
AVENTIS BIO-SERVICES CTL		24			24
MADISON COUNTY MEMORIAL HOSP		12	12	50%	24
CENTERPLACE HEALTH		3	21	88%	24
ENCOMPASS HEALTH REHABILITATION HOSPITAL		24			24
BLUE SPRINGS SURGERY CENTER		24			24
THE CHAPPEL GROUP RESEARCH		24			24
FINLAY C. LABORATORY		4	20	83%	24
NOVANT HEALTH		18	6	25%	24
PRIME CARE ONE LLC/HARBORCHASE OF VENICE			24	100%	24
PHYSICIANS STAT		3	21	88%	24
ENCOMPASS HEALTH REHABILITATION HOSPITAL OF PANAMA CITY		19	5	21%	24
VILLAGES REHABILITATION AND NURSING CENTER		24			24
WILLAMETTE VALLEY TOXICOLOGY LLC		21	2	9%	23
ISLAND COAST PEDIATRICS PA		22	1	4%	23
EMORY BENNETT VETERANS NURSING HOME	1	22			23
GRAND VILLA OF PINELLAS PARK		21	2	9%	23
CARLOS F FUSTER MD PA		21	2	9%	23
NEW JERSEY		22	1	4%	23
UF HEALTH NORTH JACKSONVILLE			23	100%	23
WUESTHOFF MEDICAL CENTER-MELBOURNE			23	100%	23
ADVANCED URGENT CARE CENTER		7	16	70%	23
ROSLYN URGENT CARE		23			23
UNIVERSITY HILLS HEALTH AND REHABILITATION CENTER		18	5	22%	23
ADVENTHEALTH MEDICAL GROUP PULMONOLOGY		20	3	13%	23
BAYFRONT FAMILY HEALTH CENTER		3	20	87%	23
UNIV OF NORTH ALABAMA HEALTH CENTER		22	1	4%	23
BOZEMAN HEALTH DEACONESS HOSPITAL		18	5	22%	23

COVID-19: testing by laboratory

Data through Mar 29, 2021 verified as of Mar 30, 2021 at 09:25 AM

Data in this report are provisional and subject to change.

The numbers in the table below represent the number of Florida and non-Florida residents for whom test results were received by the Department of Health. A person can be tested by more than one laboratory and can have both positive and negative results. **Therefore, the sum of the numbers in each column will be larger than the total number of people tested.**

Reporting lab	Inconclusive	Negative	Positive	Percent positive	Total
SARASOTA MEMORIAL NURSING & REHABILITATION CTR		23			23
PM PEDIATRICS		22	1	4%	23
UAH STUDENT HEALTH CENTER		16	7	30%	23
ELLKAY HEALTHCARE DATA PLUMBERS	23				23
EGL GENETIC DIAGNOSTICS		1	22	96%	23
PHYSICIANS CARE		20	3	13%	23
NEWYORK-PRESBYTERIAN/ LAWRENCE HOSPITAL LABORATORY		21	2	9%	23
WOODHOUSE INC		17	6	26%	23
LAKEVIEW HEALTH CARE SYSTEMS		9	14	61%	23
ORLANDO FAMILY MEDICINE		8	15	65%	23
TIFFANY LAKE CARE CENTERS INC		23			23
ADEPT INPATIENT MEDICAL SERVICES PC		23			23
FORT SANDERS REGIONAL LABORATORY		23			23
CORE LABORATORY		1	22	96%	23
SOMA MEDICAL CENTER # 4		2	21	91%	23
OMEGA LABORATORIES		19	4	17%	23
NOBLE SENIOR LIVING		3	20	87%	23
JUST FOR KIDS PEDIATRICS		5	18	78%	23
KINDRED HOSPITAL OCALA		19	3	14%	22
APOLLO SURGERY CENTER		20	2	9%	22
MOBILE DIVISION LABORATORY		7	15	68%	22
ROCKLEDEGE REGIONAL MEDICAL CENTER		17	5	23%	22
OLIVE BRANCH HEALTH AND REHABILITATION CENTER			22	100%	22
FLORIDA HOSPITAL LABS		12	10	45%	22
FLORIDA PEDIATRICS		6	16	73%	22
GILCHRIST COUNTY JAIL		20	2	9%	22
RAYMOND BASRI MD		20	2	9%	22
KELLY'S ASSISTED LIVING FACILITY		22			22
PULSE MEDICAL GROUP INC			22	100%	22
FAMILY AND AFTER HOURS CARE		22			22
DIACARTA INC.		22			22
Wesley Place on Honeysuckle		20	2	9%	22
NEW YORK PRESBYTERIAN - ALLEN HOSPITAL		22			22
CL BRUMBACK PRIMARY CARE CLINIC LANTANA		2	20	91%	22
TOTTENVILLE CIRCLE URGENT CARE		22			22
STEWART MEDICAL GROUP INC			22	100%	22
ST ELIZABETH MEDICAL CENTER LABORATORY		19	3	14%	22
TEN HEALTHCARE		6	16	73%	22
CAREATC INC BRANDON	2	19	1	5%	22
CARESPOT		2	20	91%	22
ST VINCENTS AMBULATORY CARE INC DBA		19	3	14%	22
EMORY UNIVERSITY HOSPITAL		18	4	18%	22
MORNINGSIDE MANOR & VILLA ADULT CARE C		22			22
MIDNIGHT MEDICINE			22	100%	22
GLEN COVE HOSPITAL		22			22
SOLE HEALTH LLC		22			22
SMH PHYSICIAN SERVICES INC		21	1	5%	22

COVID-19: testing by laboratory

Data through Mar 29, 2021 verified as of Mar 30, 2021 at 09:25 AM

Data in this report are provisional and subject to change.

The numbers in the table below represent the number of Florida and non-Florida residents for whom test results were received by the Department of Health. A person can be tested by more than one laboratory and can have both positive and negative results. **Therefore, the sum of the numbers in each column will be larger than the total number of people tested.**

Reporting lab	Inconclusive	Negative	Positive	Percent positive	Total
CHARLOTTE CHD PORT CHARLOTTE		18	4	18%	22
SEAGRASS VILLAGE			22	100%	22
HUNT CLUB MEDICAL		15	7	32%	22
EXPRESS CARE OF TAMPA BAY LLC		2	20	91%	22
South Heritage Health and Rehab		22			22
HARBOUR ISLAND PEDIATRICS		13	9	41%	22
DALE MEDICAL CENTER		17	5	23%	22
ERIC C MARSHAL MD, PC DBA MINUTECLINIC		21	1	5%	22
FLORENCE J HUNT STUDENT WELLNESS CENTER - HEALTH SERVICES (ABBOTT)		22			22
FORT PIERCE FAMILY CARE INC		16	6	27%	22
JUPITER MEDICAL CENTER			22	100%	22
ELAN SPANISH SPRINGS		4	18	82%	22
KISSIMMEE VA OUTPATIENT CLINIC		21	1	5%	22
ST VINCENT'S EAST		20	2	9%	22
NORTHWEST FLORIDA COMMUNITY HOSPITAL 3RD FLOOR		20	2	9%	22
MEDI STATION			22	100%	22
MARATHON HEALTH FOR LIFE		19	3	14%	22
EBEIDS MD PEDIATRICS		19	3	14%	22
HOWARD BEACH URGENT CARE		21	1	5%	22
MINUTECLINIC DIAGNOSTIC OF TN PC #320		14	8	36%	22
ARDEN COURTS OF WINTER SPRINGS		18	3	14%	21
GRAND VILLA OF ORMOND BEACH		18	3	14%	21
FLUSHING HOSPITAL MEDICAL CENTER		17	4	19%	21
ROCKLEDGE FAMILY HEALTH			21	100%	21
LMH SKILLED NURSING UNIT		21			21
BAYCARE MEDICAL GROUP INC		2	19	90%	21
ADIRONDACK MEDICAL CENTER		21			21
INTERNATIONAL MEDICAL LABORATORY INC		21			21
ST JUDE CHILDRENS RESEARCH HOSPITAL		21			21
CVS NC7588POCT ASHEVILLE		18	3	14%	21
OHIO CVS STORES, LLC DBA		19	2	10%	21
NEW YORK METHODIST HOSPITAL		17	4	19%	21
MINUTECLINIC, LLC, DBA MINUTECLINIC #2544		20	1	5%	21
COASTAL FAMILY PRACTICE		13	8	38%	21
CONNECTDX		6	15	71%	21
METROPOLITAN CHARITIES INC		19	2	10%	21
PRIMECARE OF DOTHAN-DALEVILLE CLINIC		16	5	24%	21
PALM BAY FAMILY PRACTICE		4	17	81%	21
ST VINCENT'S URGENT CARE		18	3	14%	21
UTAH DEPARTMENT OF HEALTH			21	100%	21
LAKE HOWARD HEIGHTS	1	18	2	10%	21
CLINICAL PATHOLOGY LABORATORIES SOUTHEAST			21	100%	21
ADVENT HEALTH - FOUR CORNERS ER		14	7	33%	21
CENTRAL FLORIDA PEDIATRIC URGENT CARE LLC		17	4	19%	21
FLORIDA MEDICAL CLINIC IM MLK		14	7	33%	21
MINUTECLINIC DIAGNOSTIC OF TN PC #6435		19	2	10%	21
JEFFERSON K-12, A SOMERSET SCHOOL- CLINIC		17	4	19%	21

COVID-19: testing by laboratory

Data through Mar 29, 2021 verified as of Mar 30, 2021 at 09:25 AM

Data in this report are provisional and subject to change.

The numbers in the table below represent the number of Florida and non-Florida residents for whom test results were received by the Department of Health. A person can be tested by more than one laboratory and can have both positive and negative results. **Therefore, the sum of the numbers in each column will be larger than the total number of people tested.**

Reporting lab	Inconclusive	Negative	Positive	Percent positive	Total
COLUMBIA MEMORIAL HOSPITAL		21			21
HOUSE CALLS PROFESSIONAL LLC		18	3	14%	21
SOUTH NASSAU COMMUNITIES HOSPITAL		17	4	19%	21
POINT OF CARE CLINICS PRIMARY CARE		20	1	5%	21
CANCER RESEARCH LAB, BOB JONES UNIVERSITY		20	1	5%	21
UPMC CHAUTAUQUA AT WCA LABORATORY		20	1	5%	21
WELLMED AT LAKE COPELAND		15	6	29%	21
SOUTH FLORIDA BAPTIST HOSPITAL			21	100%	21
MORRIS PARK URGENT CARE		18	3	14%	21
REOPEN DIAGNOSTICS			21	100%	21
BETHESDA HEALTH PHYSICIAN GROUP INC			20	100%	20
ALPHA PHARMACY		17	3	15%	20
DEPT OF VA MEDICAL CENTER - BAY PINES			20	100%	20
TREASURE ISLE LLC		20			20
BAYFRONT HMA CONVENIENT CARE, LLC		2	18	90%	20
SONATA BOYNTON BEACH		18	2	10%	20
HENDRY REGIONAL CORPORATE HEALTH			20	100%	20
PROFESSIONAL PARK PEDIATRICS PA			20	100%	20
MEDICAL EXPRESS CORP		18	2	10%	20
STATEN ISLAND UNIVERSITY HOSPITAL		19	1	5%	20
HEALTHY MINORS, LLC.		20			20
MINUTECLINIC DIAGNOSTIC OF NORTH		18	2	10%	20
TGH MEDICAL GROUP LABORATORY CARROLLWOOD			20	100%	20
GADSDEN COUNTY HEALTH DEPARTMENT		14	6	30%	20
GUARDANT HEALTH		14	6	30%	20
HOPE HEALTHCARE		20			20
BEST MEDICAL CENTER		11	9	45%	20
PONCE PLAZA NURSING & REHAB CENTER		4	16	80%	20
BAY PEDIATRICS PA		18	2	10%	20
MEDEMERGE		18	2	10%	20
WELLSTAR KENNESTONE HOSPITAL		17	3	15%	20
REDITUS LABORATORIES			20	100%	20
AHMG SURGICAL SPECIALIST		20			20
ODYSSEY HEALTHCARE OF MARION COUNTY, LLC		19	1	5%	20
WINSHIPS PHARMACY INC		20			20
CARESPOT OF NOCATEE		1	19	95%	20
LAKE WORTH MANOR		19	1	5%	20
TENNESSEE DEPARTMENT OF HEALTH		15	5	25%	20
MARQUES PEDIATRICS			20	100%	20
SOUTH CAROLINA DEPARTMENT OF HEALTH			20	100%	20
PEDIATRIC ASSOCIATES PA		17	3	15%	20
ADVANCED HEALTHCARE ASSOCIATES		18	2	10%	20
VIERA FAMILY MEDICINE AND WELLNESS		16	4	20%	20
1 TOUCH TOTALCARE SOLUTIONS		18	2	10%	20
ESTATES MEDICAL CENTER		12	8	40%	20
GOOD SAMARITAN SOCIETY OF DAYTONA		16	4	20%	20
CONSOLIDATED LAB SERVICES		10	10	50%	20

COVID-19: testing by laboratory

Data through Mar 29, 2021 verified as of Mar 30, 2021 at 09:25 AM

Data in this report are provisional and subject to change.

The numbers in the table below represent the number of Florida and non-Florida residents for whom test results were received by the Department of Health. A person can be tested by more than one laboratory and can have both positive and negative results. **Therefore, the sum of the numbers in each column will be larger than the total number of people tested.**

Reporting lab	Inconclusive	Negative	Positive	Percent positive	Total
A LILIKO'I PHARMACY LLC		19	1	5%	20
PRIMARY CARE SPECIALISTS OF ORLANDO LLC		15	5	25%	20
ESOTERIX GENETIC LABORATORIES		16	4	20%	20
Sovereign Laboratory Services, LLC		17	3	15%	20
MINUTECLINIC DIAGNOSTIC OF ILLINOIS L		15	5	25%	20
WINTER PARK FAMILY PRACTICE LLC		17	3	15%	20
MINUTECLINIC DIAGNOSTICS MEDICAL GROUP		19	1	5%	20
CVS NC3516POCT WINSTON SALEM		18	2	10%	20
BROOKDALE MANDARIN CENTRAL		7	13	65%	20
DIXIE COUNTY HEALTH DEPARTMENT		13	7	35%	20
COMMUNITY HOME HEALTH CARE		19			19
ALL PEDIATRIC CARE			19	100%	19
FLORIDA HOSPITAL WINTER GARDEN		15	4	21%	19
REGENCY SQUARE MALL - SEARS		3	16	84%	19
MINUTECLINIC DIAGNOSTIC PA		17	2	11%	19
PATIENTS CHOICE LAB OF IND, LLC		16	3	16%	19
GRAND VILLA OF BOYNTON BEACH		18	1	5%	19
FLORIDA COMMUNITY HEALTH CENTER OF ST. LUCIE		1	18	95%	19
GLEN OAKS URGENT CARE		18	1	5%	19
COMMONWEALTH OF MASSACHUSETTS			19	100%	19
AUBURN COMMUNITY HOSPITAL		17	2	11%	19
FLORIDA MEDICAL CL ODOM TPA		9	10	53%	19
MCWHORTER SCHOOL OF PHARMACY		19			19
MICHELLE S PAGE MD PA		18	1	5%	19
ANYLABTESTNOW		6	13	68%	19
Citymd Of Lacey		16	3	16%	19
STONE WASH CLINICAL LABORATORIES		2	17	89%	19
BAPTIST MEDICAL GRP URGENT CARE & OCC HEALTH AIRPO		19			19
TAMPA URGENT CARE			19	100%	19
INTEGRATED REGIONAL LABORATORIES - LARGO			19	100%	19
OCEANSIDE URGENT CARE		19			19
EDWARD S BENNETT MD PLLC		19			19
FAMILY CARE CYPRESS CREEK		1	18	95%	19
BAPTIST PEDIATRICS		15	4	21%	19
BRIDGEWAY HEALTH CLINICS INC			19	100%	19
BAYVIEW MEDICAL		19			19
FOX FAMILY PRACTICE		19			19
OCEAN REEF MEDICAL CENTER, LLC			19	100%	19
ROYAL PALM MEDICAL GROUP, INC		19			19
GENTIVA HEALTH SERVICES		17	2	11%	19
ENCOMPASS HOME HEALTH OF THE SOUTHEAST LLC		19			19
EMORY CLINIC, THE		18	1	5%	19
MONROE COUNTY DETENTION CENTER			19	100%	19
MED HEALTH SERVICES		18	1	5%	19
STATCARE URGENT AND WALK-IN MEDICAL CA		17	2	11%	19
JACKSON NORTH MEDICAL CENTER		2	17	89%	19
SEVEN RIVERS REGIONAL MEDICAL CENTER		5	14	74%	19

COVID-19: testing by laboratory

Data through Mar 29, 2021 verified as of Mar 30, 2021 at 09:25 AM

Data in this report are provisional and subject to change.

The numbers in the table below represent the number of Florida and non-Florida residents for whom test results were received by the Department of Health. A person can be tested by more than one laboratory and can have both positive and negative results. **Therefore, the sum of the numbers in each column will be larger than the total number of people tested.**

Reporting lab	Inconclusive	Negative	Positive	Percent positive	Total
CLERMONT ADVENTHEALTH CENTRA CARE		1	18	95%	19
LAB INTERMARKET FACILITY LAB		1	18	95%	19
CARE POINT HEALTH & WELLNESS CENTER		19			19
MEDEXPRESS URGENT CARE WEST TAMPA			19	100%	19
HARLEM HOSPITAL CENTER		18	1	5%	19
BARTON FAMILY PRACTICE		8	11	58%	19
WALGREENS #04809		15	4	21%	19
DOCTORS MEDICAL CENTER OF WALTON COUNTY CLINIC			19	100%	19
ROSS MEDICAL GROUP			19	100%	19
CARENOW URGENT CARE-BRENTWOOD		13	6	32%	19
PALM BEACH GARDENS MEDICAL CENTER			19	100%	19
EMERALD COAST HOSPICE - CRESTVIEW		19			19
TEXAS DEPARTMENT OF STATE HEALTH SERVICES		3	16	84%	19
NANO HEALTH ASSOCIATES LLC		19			19
NO NAME		8	11	58%	19
WACO HHSSURGEWACO	1	15	3	16%	19
GRACE WELLNESS CENTER		8	11	58%	19
MED LABS DIAGNOSTICS		10	9	47%	19
BAYFRONT MEDICAL			19	100%	19
BAPTIST MEMORIAL HEALTH CARE		17	2	11%	19
SHELBY BAPTIST MEDICAL CENTER		14	5	26%	19
MINUTECLINIC DIAGNOSTIC OF NORTH CAROLINA PC		16	3	16%	19
LOVING CARE OF THE TREASURE COAST LLC	1	13	5	26%	19
SOUTHEAST GEORGIA HEALTH SYSTEM, INC		16	3	16%	19
CLEVELAND CLINIC FLORIDA		1	17	94%	18
HARTFORD HOSPITAL ANCILLARY LAB		17	1	6%	18
DHMD		18			18
ADVENT HEALTH - KISSIMMEE		6	12	67%	18
ECC PEDIATRICS		18			18
ELTINGVILLE CIRCLE URGENT CARE		17	1	6%	18
CABOT RESERVE ON THE GREEN		18			18
STAT MEDICAL CLINIC III INC		12	6	33%	18
LPG PRIMARY CARE AT BONITA BAY LIFESTYLE CENTER		17	1	6%	18
BAY COUNTY HEALTH DEPARTMENT		14	4	22%	18
ST CATHERINE OF SIENA HOSPITAL		16	2	11%	18
OSCEOLA ALF OPERATOR, LLC DBA□		18			18
Floralia Health and Rehabilitation, LLC		17	1	6%	18
TRINITY MEDICAL ASSOCIATES LLC			18	100%	18
MOORINGS PARK OAKSTONE AT GREY OAKS		17	1	6%	18
MINUTECLINIC #8699		14	4	22%	18
LPG PRIMARY CARE AT CAPE CORAL PARKWAY		16	2	11%	18
XPRESS WELLNESS URGENT CARE			18	100%	18
ASCENSION ST VINCENT'S PRIMARY CARE		1	17	94%	18
LEE COMMUNITY HEALTHCARE INC NORTH FORT MYERS		18			18
49D2045214PHYSICIAN OFFICE-WAIVER-MEDEXPRESS URGENT CARE - HARRISONBU		9	9	50%	18
UM MILLER SCHOOL OF MEDICINE			18	100%	18
Z UROLOGY		18			18

COVID-19: testing by laboratory

Data through Mar 29, 2021 verified as of Mar 30, 2021 at 09:25 AM

Data in this report are provisional and subject to change.

The numbers in the table below represent the number of Florida and non-Florida residents for whom test results were received by the Department of Health. A person can be tested by more than one laboratory and can have both positive and negative results. **Therefore, the sum of the numbers in each column will be larger than the total number of people tested.**

Reporting lab	Inconclusive	Negative	Positive	Percent positive	Total
MINUTECLINIC DIAGNOSTIC OF MICHIGAN PC		17	1	6%	18
MINUTECLINIC DIAGNOSTIC OF TN PC #6363		15	3	17%	18
URGENT CARE AT LONGWOOD			18	100%	18
PASSPORT HEALTH OF TAMPA BAY		18			18
PRIMARY CARE MEDICINE	1	13	4	22%	18
URGENT TEAM		15	3	17%	18
TPCA CLINICAL LABORATORIES		15	3	17%	18
Grand Villa of Dunedin		12	6	33%	18
HELIX DIAGNOSTICS			18	100%	18
BASSETTI & ASSOCIATES, MD, PA			18	100%	18
ST. JUDES LABORATORIES		12	6	33%	18
MINUTECLINIC DIAGNOSTIC OF RHODE ISLAND, LLC #590		17	1	6%	18
ORANGE REGIONAL MEDICAL CENTER LABORATORY		14	4	22%	18
BAYSIDE LABORATORIES INC		18			18
IONA COLLEGE HEALTH & WELLNESS CENTER		18			18
BIG BEND HOSPICE INC		18			18
AURORA DIAGNOSTICS		6	12	67%	18
THE VILLAGES HEALTH		12	6	33%	18
GENERAL INTERNAL MEDICINE MEDICAL CTR CLINIC		13	5	28%	18
BROWNE MEDICAL		16	2	11%	18
MIAMI BEACH MEDICAL GROUP			18	100%	18
MINUTECLINIC DIAGNOSTIC OF LOUISIANA,		17	1	6%	18
CAREHERE- LCS LEESBURG			18	100%	18
TENDER CARE ALF		18			18
MARION COUNTY HEALTH DEPARTMENT		17	1	6%	18
PPD - IXLAYER		17	1	6%	18
WALGREEN EASTERN CO, INC		18			18
COLLEGE POINT URGENT CARE		15	3	17%	18
ADVENT HEALTH - WINTER HAVEN		8	10	56%	18
CRANES VIEW LODGE			18	100%	18
EAST RIDGE RETIREMENT VILLAGE		18			18
MADISON CORE LABORATORIES		17	1	6%	18
UNIVERSITY LAB			17	100%	17
CARESPOT EXPRESS HEALTHCARE			17	100%	17
GRAND VILLA OF DELRAY EAST		17			17
JESSIE TRICE COMMUNITY HEALTH SYSTEM, INC		1	16	94%	17
ADVENT HEALTH MEDICAL GROUP FAMILY AND INTERNAL MEDICINE AT AVALON PAR		16	1	6%	17
GENETIC TECHNOLOGICAL INNOVATIONS			17	100%	17
ALBIBI		1	16	94%	17
MINUTECLINIC DIAGNOSTIC OF TEXAS LLC		15	2	12%	17
ABC PEDIATRICS OF PORT ST LUCIE		15	2	12%	17
LEE COMMUNITY HEALTHCARE INC CAPE CORAL		17			17
ST ANTHONY'S HOSP PATIENT CARE SERVICE			17	100%	17
MI CASA DORADA ASSISTED LIVING FACILIT		17			17
LAKELAND HILLS CENTER		10	7	41%	17
URGENT CARE WEST CLINIC		14	3	18%	17
CVS NC7047POCT DURHAM		17			17

COVID-19: testing by laboratory

Data through Mar 29, 2021 verified as of Mar 30, 2021 at 09:25 AM

Data in this report are provisional and subject to change.

The numbers in the table below represent the number of Florida and non-Florida residents for whom test results were received by the Department of Health. A person can be tested by more than one laboratory and can have both positive and negative results. **Therefore, the sum of the numbers in each column will be larger than the total number of people tested.**

Reporting lab	Inconclusive	Negative	Positive	Percent positive	Total
VALLEY IMMEDIATE CARE		15	2	12%	17
GRAND VILLA OF LARGO		15	2	12%	17
INN AT LAKE SEMINOLE SQUARE, THE		17			17
BROOKDALE CROWN POINT			17	100%	17
CVS MINUTE CLINIC DIAGNOSTIC OF TEXAS LLC		13	4	24%	17
ST JOSEPH HOSPITAL		16	1	6%	17
PARRISH HEALTH CENTER		14	3	18%	17
FORT HAMILTON URGENT CARE		17			17
MORTON PLANT NORTH BAY HOSPITAL			17	100%	17
MASSACHUSETTS GENERAL HOSPITAL		1	16	94%	17
UVMC MICROBIOLOGY		16	1	6%	17
THE CANOPY AT HARPER LAKE	1		16	94%	17
BAY BREEZE HEALTH AND REHABILITATION CENTER		9	8	47%	17
DIEGO FALLON MD PA		6	11	65%	17
MINUTECLINIC MINUTECLINIC #8746		16	1	6%	17
CVA MINUTE CLINIC DIAGNOSTIC OF VIRGINIA, LLC		17			17
WELLINGTON FAMILY PRACTICE		13	4	24%	17
MEDEXPRESS URGENT CARE - TIMBERLAKE		15	2	12%	17
FORT WALTON BEACH DEVELOPMENTAL CENTER		16	1	6%	17
REGENEXX TAMPA BAY		14	3	18%	17
MAITLAND PRIMARY CARE		9	8	47%	17
PRIMARY CARE WALK IN CLINIC PLLC			17	100%	17
PRATTVILLE BAPTIST HOSPITAL		13	4	24%	17
PRODUCTION HEALTH SAFETY MANAGEMENT		17			17
MEDEXPRESS URGENT CARE, MOON TOWNSHIP		16	1	6%	17
MD PLUS URGENT CARE, LLC			17	100%	17
RESOLVE MOLECULAR DIAGNOSTICS		13	4	24%	17
TNC WALK IN CLINIC		12	5	29%	17
YUSRA MEDICAL ASSOCIATES PA		14	3	18%	17
CARE NOW, INC		13	4	24%	17
HEALTHCARE NOW			17	100%	17
LYNN KEEFE, MD PEDIATRICS		14	3	18%	17
ROBERT WOOD JOHNSON UNIVERSITY HOSP		15	2	12%	17
MARCO DRUGS AND COMPOUNDING		13	4	24%	17
COAST MED URGENT CARE		16	1	6%	17
UNIVERSITY OF ALABAMA - FUNGAL REFERENCE LABORATORY		12	5	29%	17
BROOKDALE ST AUGUSTINE			17	100%	17
BVL PEDIATRICS		14	2	13%	16
NORTHWEST FLORIDA ENT, PA		5	11	69%	16
ST AUGUSTINE PLANTATION		1	15	94%	16
AURORA UNIVERSITY WELLNESS CENTER		16			16
NORTHWEST FLORIDA SLEEP		1	15	94%	16
ASHRAF MEDICAL GROUP PLLC DBA PULSE M		15	1	6%	16
PROMEDICA LABORATORIES		11	5	31%	16
MINUTE-CLINIC DIAGNOSTIC OF VIRGINIA		14	2	13%	16
ADVENTHEALTH MEDICAL GROUP		11	5	31%	16
URGENT CARE CLINIC OF LINCOLN		14	2	13%	16

COVID-19: testing by laboratory

Data through Mar 29, 2021 verified as of Mar 30, 2021 at 09:25 AM

Data in this report are provisional and subject to change.

The numbers in the table below represent the number of Florida and non-Florida residents for whom test results were received by the Department of Health. A person can be tested by more than one laboratory and can have both positive and negative results. **Therefore, the sum of the numbers in each column will be larger than the total number of people tested.**

Reporting lab	Inconclusive	Negative	Positive	Percent positive	Total
HEALTH CENTRAL HOSPITAL			16	100%	16
Lab MSMC Hialeah			16	100%	16
ADVENT HEALTH - ZEPHYRHILLS			16	100%	16
HUDSON VALLEY HOSPITAL CENTER LABORATORY		15	1	6%	16
OKEECHOBEE HEALTHCARE FACILITY			16	100%	16
LAKEWOOD RANCH MEDICAL CENTER CLINICAL LAB			16	100%	16
FAST TRACK URGENT CARE CENTER - TYRONE			16	100%	16
MIRIMUS INC		1	15	94%	16
NOVANT HEALTH GOHEALTH URGENT CARE-HARRISBURG		8	8	50%	16
PANAMA CITY VITAS HOSPICE		16			16
HODGES CLUSTER		2	14	88%	16
COMMUNITY HEALTH OF SOUTH FLORIDA INC			16	100%	16
UNDERGROUND FREE CLINIC		16			16
MORTON PLANT MEASE			16	100%	16
KETAMINE HEALTH CENTERS AT BONITA SPRINGS, LLC		16			16
UNIVERSITY OF MIAMI MILLER SCHOOL			16	100%	16
MC DIAGNOSTIC OF CONNECTICUT, PC #775		15	1	6%	16
MEDEXPRESS URGENT CARE - SEMINOLE SQUA		14	2	13%	16
FLORIDA MEDICAL CLINIC - NEW TAMPA		12	4	25%	16
CALLAWAY CLINIC		11	5	31%	16
NORTHSIDE HOSPITAL EMERGENCY DEPT		13	3	19%	16
PRESBYTERIAN MEDICAL SERVICES		16			16
GRAND AVE PHARMACY		1	15	94%	16
BONIFAY NURSING AND REHABILITATION CENTER			16	100%	16
LEE PHYSICIAN GROUP COLLEGE POINT		16			16
PRO HEALTH FAMILY PHYSICIANS, NYSTROM		16			16
MEDEXPRESS URGENT CARE LEWISBURG		15	1	6%	16
SOMA MEDICAL CENTER PA			16	100%	16
MEDICINE AT LONGWOOD		16			16
OPTIMAL CARE PEDIATRICS		2	14	88%	16
XERA MED RESEARCH			16	100%	16
MILLENNIUM PHYSICIAN GRP LLC NAPLES PINE RIDGE			16	100%	16
ENCOMPASS HEALTH REHABILITATION OF ALTAMONTE		11	5	31%	16
SEWALLS POINT PHARMACY INC		13	3	19%	16
WALGREENS #04618		15	1	6%	16
CRUCIAL CARE		10	6	38%	16
TMH FSU RAPID LABORATORY		2	14	88%	16
EAR NOSE & THROAT ASSOCIATES OF MANATEE PA		16			16
CLEVELAND CLINIC			16	100%	16
MEDEXPRESS URGENT CARE - ROBINSON TWP, STEUBENVILLE PIKE		14	2	13%	16
CITY OF NAPLES FIRE RESCUE		13	3	19%	16
ALL FLORIDA FAMILY & SPORTS MEDICINE		15	1	6%	16
SRMC AVALON		9	7	44%	16
JS HEALTHCARE INC		16			16
ADVENTHEALTH MEDICAL GROUP PEDIATRICS AT		4	12	75%	16
JOSEPH MIGNOGNA		13	3	19%	16
STARLING AT NOCATEE			16	100%	16

COVID-19: testing by laboratory

Data through Mar 29, 2021 verified as of Mar 30, 2021 at 09:25 AM

Data in this report are provisional and subject to change.

The numbers in the table below represent the number of Florida and non-Florida residents for whom test results were received by the Department of Health. A person can be tested by more than one laboratory and can have both positive and negative results. **Therefore, the sum of the numbers in each column will be larger than the total number of people tested.**

Reporting lab	Inconclusive	Negative	Positive	Percent positive	Total
FRUITVILLE URGENT CARE			16	100%	16
INTERNAL MEDICINE ASSOCIATES & SPECIALTIES INC		15	1	6%	16
FAST PACE MEDICAL CLINIC PLLC		14	2	13%	16
MINNEOLA PLACE A HOMEBRIDGE COMMUNITY		16			16
ESTATES MEDICAL CENTER INC		4	11	73%	15
BESSENT ROAD GROUP HOME		15			15
AJU GEORGE MD PA			15	100%	15
CLINIC OF PEDIATRICS & GI MEDICINE INC		1	14	93%	15
PATHLINE			15	100%	15
HUNTINGTON URGENT CARE		14	1	7%	15
LONG ISLAND JEWISH VALLEY STREAM		14	1	7%	15
DIATHERIX		13	2	13%	15
VENICE REGIONAL BAYFRONT HEALTH			15	100%	15
BRYAN WHITFIELD MEMORIAL HOSPITAL		10	5	33%	15
INDIANA STATE DEPARTMENT OF HEALTH		1	14	93%	15
EASTLAKE PEDIATRICS - TRINITY		15			15
HEALTH MED HOME CARE, LLC		15			15
INTERMOUNTAIN CENTRAL LAB		1	14	93%	15
FAMILY CARE CENTER OF ARLINGTON		10	5	33%	15
ORLANDO HEALTH		2	13	87%	15
MEDEXPRESS URGENT CARE- MARYLAND		14	1	7%	15
MEADOWCREST MOLECULAR DIAGNOSTICS, LLC			15	100%	15
SINAI HOSPITAL OF BALTIMORE		15			15
RICH STREET GROUP HOME		8	7	47%	15
CVS MINUTE CLINIC DIAGNOSTIC OF TN #6044		13	2	13%	15
NOVALIFE MEDSPA			15	100%	15
MILTON 4707		15			15
UNIVERSITY HOSPITAL UC HEALTH		11	4	27%	15
MEDLAB ASSOCIATES LLC		15			15
MONTEFIORE ST LUKE'S CORNWALL HOSPITAL		11	4	27%	15
TELEVISIT MALABAR PEDIATRICS		5	10	67%	15
BLOUNT MEMORIAL HOSPITAL		13	2	13%	15
MIAMI BEACH MEDICAL GROUP LLC			15	100%	15
BAYCARE MEDICAL GROUP INC			15	100%	15
YORKVILLE PEDIATRIC URGENT CARE		15			15
MINUTECLINIC DIAGNOSTIC OF TN PC #566		13	2	13%	15
Astoria Health and Rehab		15			15
FLORIDA DEPARTMENT OF HEALTH IN HILLSBOROUGH COUNTY		1	14	93%	15
HOLLEY-NAVARRE MEDICAL CLINIC		5	10	67%	15
OAKMONTE VILLAGE OF DAVIE			15	100%	15
PIEDMONT HOSPITAL CLINICAL LABORATORY		15			15
UNAVAILABLE/UNKNOWN/NO INFORMATION FOUND			15	100%	15
OPTIONS FOR SENIORS INC DBA PALM KREST MANOR		12	3	20%	15
AVALON FAMILY RESORT ASSISTED LIVING LLC		15			15
MINUTECLINIC, LLC #4507		14	1	7%	15
FAMILY CARE			15	100%	15
WALK IN URGENT CARE			15	100%	15

COVID-19: testing by laboratory

Data through Mar 29, 2021 verified as of Mar 30, 2021 at 09:25 AM

Data in this report are provisional and subject to change.

The numbers in the table below represent the number of Florida and non-Florida residents for whom test results were received by the Department of Health. A person can be tested by more than one laboratory and can have both positive and negative results. **Therefore, the sum of the numbers in each column will be larger than the total number of people tested.**

Reporting lab	Inconclusive	Negative	Positive	Percent positive	Total
BAYA URGENT CARE LLC		1	14	93%	15
BAPTIST MEDICAL CENTER EAST		11	4	27%	15
CITY OF CLEARWATER EMPLOYEE HEALTH CENTER		6	9	60%	15
CUSTEAD CARE CENTER HAVEN HOSPICE		12	3	20%	15
UC HEALTH UNIVERSITY HOSPITAL		12	3	20%	15
CVS NV3210POCT LAS VEGAS		14	1	7%	15
MINUTECLINIC DIAGNOSTIC OF TN PC #6415		11	4	27%	15
STEWART MELBOURNE HOSPITAL, INC	1		13	93%	14
DAVITA DIALYSIS		4	10	71%	14
USCG AIR STATION CLEARWATER CLINIC		13	1	7%	14
ACCESS HOME HEALTH OF FLORIDA LLC		14			14
ALASKA PUBLIC HEALTH LAB		1	13	93%	14
SURGERY CENTER OF CORAL GABLES LLC,THE		11	3	21%	14
CVS TX8321POCT MCKINNEY		14			14
PT&J REHAB - VILLAGE OF ROYAL PALM BEACH		12	2	14%	14
ALAN L MELOTEK MD		14			14
KINGS BAY PEDIATRICS LLC		10	4	29%	14
PEDIATRICS IN BREVARD-COCOA BEACH		9	5	36%	14
MINUTE CLINIC		1	13	93%	14
HAVEN HOSPICE IN CHIEFLAND		9	5	36%	14
SOUTHEASTERN UNIVERSITY INC		14			14
DESOTO HEALTH AND REHAB LLC		9	5	36%	14
SARASOTA - ROBERT L TAYLOR COMMUNITY CENTER		1	13	93%	14
MELBOURNE FAMILY PRACTICE		12	2	14%	14
CARENOW URGENT CARE-WEST END		9	5	36%	14
CVS MINUTE CLINIC DIAGNOSTIC OF WISCONSIN		14			14
West Gate Village, LLC		14			14
CITY OF SANFORD EMPLOYEE HEALTH AND		13	1	7%	14
SARNO FAMILY PRACTICE		1	13	93%	14
POLK CHD BARTOW		13	1	7%	14
FG RAPID RESULTS LLC		8	6	43%	14
MINUTECLINIC, LLC, #4160		10	4	29%	14
SMS DO PA		12	2	14%	14
GADSDEN REGIONAL MEDICAL CENTER		14			14
COMPREHENSIVE CHILDCARE ASSOCIATES		8	6	43%	14
MADISON COUNTY HEALTH DEPARTMENT		7	7	50%	14
SIGMUND LABS LLC		14			14
OCCUPATIONAL HEALTH CENTERS OF THE SOUTHWEST PA		13	1	7%	14
BERGEN NEW BRIDGE M		13	1	7%	14
MINUTE CLINIC DIAGNOSTIC OF TEXAS, LLC		14			14
TALLAHASSEE PRIMARY CARE ASSOCIATES PA		12	2	14%	14
WALGREENS #07936		13	1	7%	14
BOCA SIMON		2	12	86%	14
The Evangelical Lutheran Good Samaritan Society		14			14
OPIS ISLAND LAKE CENTER		13	1	7%	14
FAMILY MEDICINE OF WESTON LLC		6	8	57%	14
MINUTECLINIC, LLC #1586		11	3	21%	14

COVID-19: testing by laboratory

Data through Mar 29, 2021 verified as of Mar 30, 2021 at 09:25 AM

Data in this report are provisional and subject to change.

The numbers in the table below represent the number of Florida and non-Florida residents for whom test results were received by the Department of Health. A person can be tested by more than one laboratory and can have both positive and negative results. **Therefore, the sum of the numbers in each column will be larger than the total number of people tested.**

Reporting lab	Inconclusive	Negative	Positive	Percent positive	Total
ARNOT OGDEN MEDICAL CENTER LABORATORY		14			14
PREMIER LABORATORY SERVICES, LLC		5	9	64%	14
SOMA MEDICAL CENTER, PA #4 FLORIDA MANGO			14	100%	14
MINUTECLINIC DIAGNOSTIC OF VIRGINIA, LLC #1416		13	1	7%	14
NIGHT OWL PEDIATRICS URGENT CARE			14	100%	14
CVS NC4165POCT BREVARD		8	6	43%	14
HEALTHFIRST ADVENT HEALTH CENTRA CARE COCOA BEACH			14	100%	14
GNT ASSOCIATES		13	1	7%	14
MINUTE CLINIC LLC #5733		14			14
SOUTHEASTERN LABORATORY			14	100%	14
FAMILY PRACTICE ON THE GO		6	8	57%	14
RIVERSIDE COTTAGES AT THE SHORES, LLC			14	100%	14
TREASURE COAST URGENT CARE			14	100%	14
PARROTT MEDICAL CLINIC			14	100%	14
TLC FAMILY CARE HOME INC		14			14
KIDSWOOD PEDIATRICS CORP		5	9	64%	14
CVS TN5639POCT FARRAGUT		11	3	21%	14
EPIPHANY HEALTH		8	6	43%	14
CVS HEALTH, #3396		14			14
MEDEXPRESS URGENT CARE - LAFAYETTE		13	1	7%	14
ST CLOUD MEDICAL GROUP		12	2	14%	14
INNOVATIVE RESEARCH OF WEST FLORIDA		11	3	21%	14
NORTHWESTERN MEMORIAL HOSPITAL			14	100%	14
Terrace of Jacksonville			14	100%	14
LUCID DIAGNOSTICS LABS			14	100%	14
MC DIAGNOSTIC OF CONNECTICUT, PC #1960		14			14
MINUTE CLINIC DIAGNOSTIC OF SOUTH CAROLINA		10	3	23%	13
VRL EUROFINs - HAWAII		13			13
DYNAMIC DNA LAB		1	12	92%	13
MINUTECLINIC DIAGNOSTIC OF TN, PC 4992		13			13
CVS MINUTE CLINIC DIAGNOSTIC PA		10	3	23%	13
AVENTURA HOSPITAL AND MEDICAL CENTER			13	100%	13
COMMUNITY HEALTH CENTERS OF PINELLAS, INC		1	12	92%	13
CLINICAL LABORATORY SERVICES			13	100%	13
ADVENTIST HEALTH SYSTEM		11	2	15%	13
AVALON MEDICAL WALK IN CLINIC			13	100%	13
NORTHERN WESTCHESTER HOSPITAL LABORATORY		11	2	15%	13
LILY'S PROMISE AL#12775		13			13
BROOKDALE DELAND			13	100%	13
DEVEREUX FLORIDA CHILDRENS CENTER			13	100%	13
BRONSON FIRE DEPARTMENT		13			13
LAKELAND REGIONAL HEALTH GRASSLANDS		12	1	8%	13
Hackensack Umc Mountainside		12	1	8%	13
RIVERSIDE MEDICAL GROUP		12	1	8%	13
STATEN ISLAND UNIVERSITY HOSPITAL SEGUINE AVE		12	1	8%	13
MINUTECLINIC, LLC, DBA MINUTECLINIC #6		13			13
MINUTECLINIC DIAGNOSTIC OF SC, LLC #2		12	1	8%	13

COVID-19: testing by laboratory

Data through Mar 29, 2021 verified as of Mar 30, 2021 at 09:25 AM

Data in this report are provisional and subject to change.

The numbers in the table below represent the number of Florida and non-Florida residents for whom test results were received by the Department of Health. A person can be tested by more than one laboratory and can have both positive and negative results. **Therefore, the sum of the numbers in each column will be larger than the total number of people tested.**

Reporting lab	Inconclusive	Negative	Positive	Percent positive	Total
ORCHID COVE		3	10	77%	13
EAR NOSE AND THROAT ASSOCIATES OF MANATEE, P.A.		10	3	23%	13
URGENT MEDICAL CENTER INC		5	8	62%	13
GLENBROOKE AT PALM BAY			13	100%	13
COVANCE CENTRAL LABORATORY			13	100%	13
GRAND VILLA OF MELBOURNE		11	2	15%	13
VALDOSTA FAMILY MEDICINE		1	12	92%	13
MONTEFIORE MEDICAL CENTER LABORATORIES - WEILER		9	4	31%	13
SUNSHINE PEDIATRICS		13			13
ROCKLEDGE		3	10	77%	13
FIRST CHOICE PEDIATRICS WINTER SPRINGS		11	2	15%	13
BELLEVUE HOSPITAL CENTER DEPARTMENT		13			13
WORLD WRESTLING ENTERTAINMENT			13	100%	13
KIMBERLY J HENDERSON MD PC		12	1	8%	13
MINUTECLINIC DIAGNOSTIC OF RHODE ISLAND		10	3	23%	13
JOHNS HOPKINS MEDICAL LABORATORIES		1	12	92%	13
VA MEDICAL CENTER			13	100%	13
IN-OFFICE LAB		12	1	8%	13
CORAL LANDING ASSISTED LIVING		11	2	15%	13
CROSS CARE CENTER			13	100%	13
SHELBY COUNTY HEALTH CARE CORPORATION		10	3	23%	13
ESCAMBIA COMMUNITY CLINIC		2	11	85%	13
PROHEALTH CARE ASSOCIATES MOBILE		10	3	23%	13
CVS NY491POCT JACKSON HEIGHTS		13			13
HARBOR CHASE OF JACKSONVILLE			13	100%	13
ORLANDO ORTHOPAEDIC CENTER		11	2	15%	13
EFFINGER HEALTH, PA		13			13
PHELPS HOSPITAL LABORATORY		11	2	15%	13
SOUTHEAST FAMILY HEALTHCARE CENTER			13	100%	13
Sunnyside Care Center		13			13
CVS MINUTE CLINIC DIAGNOSTIC MED GRP OF CA		13			13
MINUTECLINIC DIAGNOSTIC OF TN, PC 6438		11	2	15%	13
LEHIGH VALLEY HOSPITAL		3	10	77%	13
MAINSTREET FAMILY SELECT		1	12	92%	13
GUIDEWELL EMERGENCY MEDICINE DOCTORS LLC #33		7	6	46%	13
GRADY HEALTH SYSTEM		13			13
MED TECH SERVICES OF PALM BEACH INC		13			13
LPG PRIMARY CARE AT COLONIAL CENTER DRIVE		12	1	8%	13
NATIONAL GENETICS INST LABCORP		4	9	69%	13
LIFE'S SPECIAL MOMENTS INC		13			13
DSI MANAGEMENT LLC		13			13
URGENT CARE OF NEW YORK		13			13
VILLA OF KINGS AND QUEENS OF DELRAY		13			13
DOC PAM PA		12	1	8%	13
HORIZON MEDICAL GROUP		11	2	15%	13
URGENT CARE & FAMILY PRACTICE CENTER			13	100%	13
CULINARY INSTITUTE OF AMERICA STUDENT	3	10			13

COVID-19: testing by laboratory

Data through Mar 29, 2021 verified as of Mar 30, 2021 at 09:25 AM

Data in this report are provisional and subject to change.

The numbers in the table below represent the number of Florida and non-Florida residents for whom test results were received by the Department of Health. A person can be tested by more than one laboratory and can have both positive and negative results. **Therefore, the sum of the numbers in each column will be larger than the total number of people tested.**

Reporting lab	Inconclusive	Negative	Positive	Percent positive	Total
CORNER OAK ESTATE LLC		13			13
PARKWEST MEDICAL CENTER		11	2	15%	13
BROOKLYN HOSPITAL CENTER DOWNTOWN CAMPUS		13			13
INTEGRATED FAMILY MEDICAL CENTER			13	100%	13
BAPTIST PRIMARY CARE PONTE VEDRA		7	6	46%	13
FLORIDA STATE HOSPITAL			13	100%	13
COLLIER COUNTY HEALTH DEPT.		7	5	42%	12
LAB UNKNOWN		1	11	92%	12
THE PLAZA AT PARKSQUARE		12			12
CARROLL GARDENS URGENT CARE		12			12
BROOKDALE CITRUS			12	100%	12
NAPLES GREEN VILLAGE		12			12
VILLA HEALTH NH LLC		10	2	17%	12
BARRANCO CLINIC,THE	3	9			12
CARE FAST MURABELLA		7	5	42%	12
GEORGIA HEART CENTER (MSC 53), NAVICEN		10	2	17%	12
PREMIUM HEALTH CARE			12	100%	12
GENESIS		8	4	33%	12
HAVEN HOSPICE			12	100%	12
SENIOR HOME CARE INC		12			12
BRITO MEDICAL CENTER		10	2	17%	12
MEDEXPRESS URGENT CARE - MONROE		12			12
DELIVER MY MEDS CORP		12			12
MC DIAGNOSTIC OF CONNECTICUT PC #459		12			12
MHHS All Lab Subsection		12			12
GEORGE W FERGUSON MD-CONCIERGE MEDICAL SERVICES PL		11	1	8%	12
BAPTIST HEALTH			12	100%	12
MEDEXPRESS URGENT CARE-ALTOONA		10	2	17%	12
FLORIDA DEPT OF HEALTH		4	8	67%	12
MINUTECLINIC DIAGNOSTIC OF ILLINOIS LL		10	2	17%	12
HAWTHORNE INN OF LAKELAND		12			12
DEPARTMENT OF PUBLIC HEALTH		12			12
CVS NC187POCT CHARLOTTE		11	1	8%	12
VERITAS RESEARCH CORP			12	100%	12
Lady Lake Specialty Care			12	100%	12
TMH PHYSICIAN PARTNERS - MONTICELLO		10	2	17%	12
RUSSELL MEDICAL CENTER		11	1	8%	12
GAMMA DIAGNOSTIC LAB LLC			12	100%	12
SONORA QUEST LABORATORIES			12	100%	12
MINUTECLINIC, LLC #1492		12			12
SELECT PHYSICIANS ALLIANCE PL		12			12
MINUTECLINIC INCORPORATE, LLC		9	3	25%	12
ST PETER'S UNIVERSITY HOSPITAL		9	3	25%	12
MEDLABS DIAGNOSTICS		10	2	17%	12
LIFE CARE OF PORT SAINT LUCIE		3	9	75%	12
MONTEFIORE NYACK HOSPITAL AFFILIATED LABORATORY		11	1	8%	12
ADVENTHEALTH MEDICAL GROUP CARE CLINIC AT		8	4	33%	12

COVID-19: testing by laboratory

Data through Mar 29, 2021 verified as of Mar 30, 2021 at 09:25 AM

Data in this report are provisional and subject to change.

The numbers in the table below represent the number of Florida and non-Florida residents for whom test results were received by the Department of Health. A person can be tested by more than one laboratory and can have both positive and negative results. **Therefore, the sum of the numbers in each column will be larger than the total number of people tested.**

Reporting lab	Inconclusive	Negative	Positive	Percent positive	Total
MINUTECLINIC DIAGNOSTIC OF NORTH CAROLINA, PC		11	1	8%	12
RED MOUNTAIN DIAGNOSTICS		12			12
MEDEXPRESS URGENT CARE CHARLESTON		8	4	33%	12
SEBRING PEDIATRICS LLC			12	100%	12
J AND J VISTAKON EMPLOYEE HEALTH CENTER		11	1	8%	12
CVS MINUTE CLINIC DIAGNOSTIC OF TEXAS, LLC		9	3	25%	12
WOODLAND TOWERS		6	6	50%	12
PERSONAL PEDIATRICS PA		9	3	25%	12
WELLMED AT PORT ST LUCIE WEST		8	4	33%	12
GLEN OAKS HEALTH AND REHABILITATION CENTER			12	100%	12
SUMMIT ATLANTIC SURGERY CENTER		12			12
SAMARITAN MEDICAL CENTER		12			12
MI2297090CV HOLLAND-23D2189684		12			12
MIRACLE ALF INC		12			12
MEDPEDS ASSOCIATES OF SARASOTA PA		12			12
CITY OF LAKE MARY EMPLOYEE HEALTH CENTER		10	2	17%	12
FAMILY MEDICINE AT LONGWOOD			12	100%	12
MC DIAGNOSTIC OF CONNECTICUT, PC # 257		11	1	8%	12
PRIMECARE AT PORT ORANGE			12	100%	12
SOMA MEDICAL CENTER, P.A.			12	100%	12
MERCY MEDICAL CENTER		5	7	58%	12
OHIO STATE UNIVERSITY MEDICAL CENTER			12	100%	12
NAVAL MEDICAL CENTER SAN DIEGO			12	100%	12
SUWANNEE COUNTY JAIL		11	1	8%	12
ACADIAN DIAGNOSTIC LABORATORIES		8	4	33%	12
CVS MINUTE CLINIC, LLC		10	2	17%	12
ORMOND MEDICAL ARTS		3	9	75%	12
FLORIDA DEPARTMENT OF HEALTH WASHINGTON COUNTY		7	5	42%	12
CVS TN5601POCT LENOIR CITY		10	2	17%	12
DAVID LAWRENCE CENTER INC		10	2	17%	12
GULF COAST MEDICAL GROUP		5	7	58%	12
MEDEXPRESS URGENT CARE - CHRISTIANBURG		8	4	33%	12
CVS NC2357POCT HUNTERSVILLE		10	2	17%	12
LEON CHD		12			12
FAMILY MEDICINE AT HUNTERS CREEK		12			12
RICHMOND UNIVERSITY MEDICAL CENTER		10	2	17%	12
FHCP-PORT ORANGE		3	9	75%	12
PANCARE HEALTH - WEWA ELEMENTARY			12	100%	12
BROWARD DIALYSIS			12	100%	12
APPLE DIAGNOSTICS LAB		5	7	58%	12
MERIDIAN AT WATERWAYS, THE		10	2	17%	12
IREPERTOIRE_MOL_LAB		12			12
METHODIST MEDICAL CENTER		9	3	25%	12
MINUTE CLINIC DIAGNOSTIC OF TN PC #64		10	1	9%	11
LPG PRIMARY CARE AT MATTHEW DRIVE		11			11
VIBRANT AMERICA		9	2	18%	11
IGENEX INC		11			11

COVID-19: testing by laboratory

Data through Mar 29, 2021 verified as of Mar 30, 2021 at 09:25 AM

Data in this report are provisional and subject to change.

The numbers in the table below represent the number of Florida and non-Florida residents for whom test results were received by the Department of Health. A person can be tested by more than one laboratory and can have both positive and negative results. **Therefore, the sum of the numbers in each column will be larger than the total number of people tested.**

Reporting lab	Inconclusive	Negative	Positive	Percent positive	Total
CROSSROADS URGENT CARE, PLLC		11			11
MAIMONIDES MEDICAL CENTER		8	3	27%	11
Rosewood Healthcare and Rehabilitation Center		5	6	55%	11
MOUNT DORA PEDIATRICS		9	2	18%	11
CONSULATE HEALTH CARE OF PENSACOLA			11	100%	11
MINUTE CLINIC DIAGNOSTIC OF SC, LLC #42		10	1	9%	11
AZALEA HEALTH		2	9	82%	11
CARLOS PORTU MD, PLLC			11	100%	11
SUNCOAST COMMUNITY HEALTH CENTERS INC		2	9	82%	11
MINUTECLINIC, LLC #244		10	1	9%	11
NEW YORK PRESBYTERIAN - LOWER MANHATTAN		11			11
MINUTECLINIC DIAGNOSTIC OF PA, LLC (1036)		9	2	18%	11
CVS MINUTE CLINIC DIAGNOSTIC OF VIRGINIA		11			11
MEDEXPRESS URGENT CARE - PANTOPS		10	1	9%	11
MINUTECLINIC DIAGNOSTIC OF NEW MEXICO		11			11
MINUTECLINIC DIAGNOSTIC OF OKLAHOMA		9	2	18%	11
LAKE CO SCHOOLS EMPLOYEE HEALTH & WELLNESS CENTER	1	7	3	27%	11
MEYER PEDIATRICS CHTD		11			11
MISSOURI DEPARTMENT OF HEALTH AND SENIOR SERVICES			11	100%	11
VITAS HEALTH INC		5	6	55%	11
TINA'S ASSISTED LIVING FACILITY CORP		11			11
ORANGE PARK PEDIATRIC ASSOCIATES		1	10	91%	11
PHYSICIANS REGIONAL MEDICAL CTR - COLLIER BLVD			11	100%	11
GRACE COMMUNITY PHARMACY		1	10	91%	11
MINUTECLINIC LLC (1435)		10	1	9%	11
AIM LABORATORIES			11	100%	11
BRIDGE DIAGNOSTICS			11	100%	11
BOCA RATON REGIONAL HOSPITAL LAB			11	100%	11
St. Annes Nursing Center, St. Annes Residence, Inc.		11			11
ELITE HOME HEALTH SERVICES		11			11
Solaris Healthcare Pensacola			11	100%	11
WELLMED AT SOUTH PARSONS		9	2	18%	11
PRIME MEDICAL CARE, LLC		11			11
ACCENTCARE		11			11
URGENT TEAM MANAGEMENT OF TENNESSEE		10	1	9%	11
MEDEXPRESS URGENT CARE - BENTON HARBOR		11			11
DMH STEINHATCHEE FAMILY MEDICINE		8	3	27%	11
SEMORAN FAMILY HEALTH LLC		10	1	9%	11
NIGHT LITE PEDIATRICS CENTER, LLC		1	10	91%	11
St Joseph's Hospital & Medical Center		10	1	9%	11
ASSOCIATES MD CYPRESS CREEK			11	100%	11
PALM BEACH PATHOLOGY		9	2	18%	11
CVS CA9165POCT SAN DIEGO		11			11
MONROE COUNTY HOSPITAL		8	3	27%	11
TROPICANA		5	6	55%	11
CVS MINUTE CLINIC DIAGNOSTIC OF TN #3293		10	1	9%	11
PRIMECARE ACQUISITION FAMILY PRACTICE INC		11			11

COVID-19: testing by laboratory

Data through Mar 29, 2021 verified as of Mar 30, 2021 at 09:25 AM

Data in this report are provisional and subject to change.

The numbers in the table below represent the number of Florida and non-Florida residents for whom test results were received by the Department of Health. A person can be tested by more than one laboratory and can have both positive and negative results. **Therefore, the sum of the numbers in each column will be larger than the total number of people tested.**

Reporting lab	Inconclusive	Negative	Positive	Percent positive	Total
BAYONET POINT HOSPITAL			11	100%	11
MINUTE CLINIC LLC #2775		10	1	9%	11
JOHN W NORRIS III MD PA	1		10	91%	11
ST JOSEPH WOMENS HOSPITAL			11	100%	11
COLLIER HMA PHYSICIAN MANAGEMENT, LLC		2	9	82%	11
GENOPTIX MEDICAL LABORATORY		10	1	9%	11
PINELLAS COUNTY HEALTH DEPARTMENT		2	9	82%	11
THE TERRACE OF SAINT CLOUD		9	2	18%	11
INFEXIONSHIELD INC.		11			11
TELEVISIT PALM BAY FAMILY PRACTICE		9	2	18%	11
ST. PETERSBURG PEDIATRICS			11	100%	11
BIOTECH CLINICAL LABORATORIES, INC.		1	10	91%	11
CARENOW URGENT CARE-DONELSON		8	3	27%	11
45TH 1		11			11
HEALTH NETWORK LABORATORIES		7	4	36%	11
CLEVELAND TENNESSEE HOSPITAL COMPANY		10	1	9%	11
MINUTECLINIC, LLC #1470		10	1	9%	11
WATSON HEALTHCARE		8	3	27%	11
ATMORE NURSING CENTER		10	1	9%	11
CARINGTON MANOR		11			11
CREATIVE TESTING SOLUTIONS		4	7	64%	11
APPALACHIAN REGIONAL HEALTHCARE SYSTEM		10	1	9%	11
ADVENTIST HEALTH SYSTEM FLORIDA DEPT OF HEALTH		7	4	36%	11
MEDEXPRESS URGENT CARE MONACA		11			11
ST MARYS MEDICAL CENTER			11	100%	11
WANTAGH URGENT CARE		8	3	27%	11
WINTER PARK CARE AND REHABILITATION			11	100%	11
VIGILINT HEALTHCARE		9	2	18%	11
ALCOVE ASSISTED LIVING FACILITY		11			11
ILLINOIS DEPT OF PUBLIC HEALTH LAB - SPRINGFIELD			11	100%	11
FLORIDA HOSPITAL PHYSICIAN GROUP		3	8	73%	11
ALACHUA			11	100%	11
UNIVERSITY CENTRA CARE		10	1	9%	11
ANYLABTEST NOW		4	7	64%	11
VIRTUA WEST JERSEY HOSPITAL VOORHEES		9	2	18%	11
NORTH OKALOOSA PHYSICIAN GROUP		10	1	9%	11
CVS MINUTE CLINIC DIAGNOSTIC OF TEXAS,LLC		9	2	18%	11
MEDICAL CENTER AFFILIATES WEST PALM			11	100%	11
WESTPAC LABS INC	1		10	91%	11
HIRAM COLLEGE HEALTH CENTER (ABBOTT)		11			11
LANE PEDIATRICS PA		1	10	91%	11
DR PHILLIPS MEDICAL WELLNESS CENTER		11			11
RHODE ISLAND DEPARTMENT OF HEALTH			11	100%	11
REDMED CLINIC OF ARLINGTON		10	1	9%	11
LONGWOOD PEDIATRICS LLC			11	100%	11
PEPIN ACADEMIES-PASCO		11			11
CARENOW URGENT CARE-HERMITAGE		7	4	36%	11

COVID-19: testing by laboratory

Data through Mar 29, 2021 verified as of Mar 30, 2021 at 09:25 AM

Data in this report are provisional and subject to change.

The numbers in the table below represent the number of Florida and non-Florida residents for whom test results were received by the Department of Health. A person can be tested by more than one laboratory and can have both positive and negative results. **Therefore, the sum of the numbers in each column will be larger than the total number of people tested.**

Reporting lab	Inconclusive	Negative	Positive	Percent positive	Total
UMHC/SYLVESTER AT KENDALL		1	10	91%	11
DYNAMIC HEALTH CENTERS INC		7	4	36%	11
HNL LAB MEDICINE		8	3	27%	11
MEDEX REGIONAL LABORATORIES LLC		1	9	90%	10
SUPERIOR RESIDENCES OF CLERMONT		2	8	80%	10
LAKE NONA MEDICAL SERVICES		3	7	70%	10
CVS HEALTH, #2043		10			10
Westchester General Hospital			10	100%	10
PLYMOUTH HARBOR INCORPORATED		9	1	10%	10
ORLANDO MEDICAL CENTER PL		1	9	90%	10
Manor Care of Dunedin		7	3	30%	10
AMERICAN HOUSE FORT MYERS		10			10
EMORY CRAWFORD LONG HOSPITAL LABORATOR		9	1	10%	10
KEY WEST URGENT CARE, INC		3	7	70%	10
NEW JERSEY DEPARTMENT OF HEALTH COMMUNICABLE DISEASE SERVICE		3	7	70%	10
KEY TRAINING CENTER			10	100%	10
MEDEXPRESS URGENT CARE-KATY		7	3	30%	10
ORLANDO FAMILY MEDICAL INC		10			10
MINUTECLINIC DIAGNOSTICS OF IND, LLC		10			10
ISLAND COAST PEDIATRICS IN-HOUSE LAB		10			10
CVS SC7556POCT WEST COLUMBIA		9	1	10%	10
VENICE GREEN VILLAGE		3	7	70%	10
KIDSVILLE PEDIATRICS			10	100%	10
NATURE COAST REGIONAL MEDICAL CENTER		1	9	90%	10
MEDEXPRESS URGENT CARE - WINCHESTER GATEWAY		8	2	20%	10
DES PLAINES CLINICAL LAB		3	7	70%	10
ALABAMA DEPARTMENT OF PUBLIC HEALTH		1	9	90%	10
INHEALTH LIFE SCIENCES		6	4	40%	10
LAKE BALDWIN CBOC		9	1	10%	10
HCR MANORCARE		10			10
NORTON HEALTHCARE			10	100%	10
BEAUMONT LABORATORY			10	100%	10
SOMA MEDICAL CENTER PA #4			10	100%	10
PHASE2 LABS	2	6	2	20%	10
COMMUNITY HEALTH CENTER		2	8	80%	10
MEDI-DRUG INC		9	1	10%	10
MINUTECLINIC DIAG OF IND, LLC #6697		10			10
GOOD SAMARITAN MEDICAL CENTER			10	100%	10
METHODIST HOSPITAL			10	100%	10
CVS MINUTE CLINIC DIAG OF IND, LLC #6549		10			10
BELLE GLADES HEALTH CLINIC			10	100%	10
PALM BEACH CDH - DELRAY BEACH			10	100%	10
CORONA PATHOLOGY		10			10
Avalon Healthcare and Rehabilitation Center			10	100%	10
CVS PA6902POCT BRYN MAWR		8	2	20%	10
PRORENATA LABS		2	8	80%	10
CARENOW URGENT CARE - EAST NASHVILLE		8	2	20%	10

COVID-19: testing by laboratory

Data through Mar 29, 2021 verified as of Mar 30, 2021 at 09:25 AM

Data in this report are provisional and subject to change.

The numbers in the table below represent the number of Florida and non-Florida residents for whom test results were received by the Department of Health. A person can be tested by more than one laboratory and can have both positive and negative results. **Therefore, the sum of the numbers in each column will be larger than the total number of people tested.**

Reporting lab	Inconclusive	Negative	Positive	Percent positive	Total
CVS MINUTE CLINIC DIAGNOSTIC PA #3060		9	1	10%	10
NOT INDICATED		1	9	90%	10
BROWARD HEALTH CARE			10	100%	10
ONEIDA HEALTHCARE CENTER		8	2	20%	10
TENNESSEE DEPARTMENT OF HEALTH (TDH) - CENTRAL LABORATORY		2	8	80%	10
NEMOURS CHILDREN'S URGENT			10	100%	10
MEDICAL LABORATORY DIAGNOSTICS			10	100%	10
FLEMING ISLAND CENTER FOR CLINICAL RESEARCH		10			10
MOLECULAR PATHOLOGY LABORATORY			10	100%	10
MINUTECLINIC, LLC, DBA MINUTECLINIC #2		9	1	10%	10
CBC LAB		3	7	70%	10
CHRISTUS ST VINCENT LABORATORY - ZIA		10			10
MINUTECLINIC DIAGNOSTIC OF NORTH CAROLINA PC #5341		7	3	30%	10
ACCESS PHARMACY		10			10
CVS MINUTE CLINIC DIAGNOSTIC		9	1	10%	10
SAVANNAH MANOR ASSISTED LIVING COMMUNITY			10	100%	10
PANCARE HEALTH - VERNON ELEMENTARY			10	100%	10
MEDEXPRESS URGENT CARE PARKERSBURG		8	2	20%	10
MINUTE CLINIC OF KANSAS PA		6	4	40%	10
TREASURE COAST URGENT & FAMILY CARE			10	100%	10
SUFFRIDGE DRIVE GROUP HOME		10			10
URGENT CARE CENTER AT PINNACLE		4	6	60%	10
BERRYHILL MANOR		10			10
ADVENTHEALTH MEDICAL GROUP PEDIATRIC & ADOLESCENT		9	1	10%	10
UNIVERSITY OF MIAMI MILLER SCHOOL OF MEDICINE			10	100%	10
MAINSTREET FAMILY CARE			10	100%	10
EMERGENCY MEDICAL CENTER		4	6	60%	10
RPC@HODGES		2	8	80%	10
BROOKDALE PANAMA CITY		9	1	10%	10
ENCORE AT BOCA RATON, THE			10	100%	10
MINUTECLINIC, LLC, DBA MINUTECLINIC #6106		8	2	20%	10
MINUTE-CLINIC DIAGNOSTIC OF VIRGINIA, LLC		10			10
AFC URGENT CARE - CEDAR GROVE		10			10
Maury Regional Hospital		6	4	40%	10
PBC PREMIER FAMILY HEALTH			10	100%	10
VITALANT		1	9	90%	10
LIFELINK TISSUE BANK D/B/A LIFELINK TISSUE BANK		9	1	10%	10
MC DIAGNOSTIC OF CONNECTICUT, PC #1966		10			10
VASCONCELLO COHEN MD PA		9	1	10%	10
FAMILY HEALTH CENTER AT PORT ST JOHN		4	6	60%	10
THE MARY IMOGENE BASSETT HOSPITAL		10			10
AU MEDICAL CENTER, INC	1	8	1	10%	10
CHILDREN'S HEALTHCARE OF ATLANTA/EGLESTON		10			10
MEDEXPRESS URGENT CARE-LATROBE		10			10
HIGH TOWER ALF LLC		9	1	10%	10
SAMARITAN HOSPITAL LABORATORY		9	1	10%	10
ARBORS OF GULF BREEZE, THE		8	2	20%	10

COVID-19: testing by laboratory

Data through Mar 29, 2021 verified as of Mar 30, 2021 at 09:25 AM

Data in this report are provisional and subject to change.

The numbers in the table below represent the number of Florida and non-Florida residents for whom test results were received by the Department of Health. A person can be tested by more than one laboratory and can have both positive and negative results. **Therefore, the sum of the numbers in each column will be larger than the total number of people tested.**

Reporting lab	Inconclusive	Negative	Positive	Percent positive	Total
MOSOLF PEDIATRICS			10	100%	10
Signature Healthcare of Savannah		10			10
6TH MEDICAL GROUP - MCDILL AFB		8	2	20%	10
ST CLOUD COMPOUNDING PHARMACY & WELLNESS CENTER		9	1	10%	10
MEDEXPRESS URGENT CARE - SALEM		6	4	40%	10
MEDEXPRESS URGENT CARE - BEECH GROVE		9	1	10%	10
MINUTECLINIC, LLC #4682		5	5	50%	10
LUXOR SCIENTIFIC LLC		1	9	90%	10
CITY OF TALLAHASSEE		10			10
CENTRAL JERSEY URGENT CARE OF EATONTOW		9	1	10%	10
VETERNANS ADMINISTRATION			10	100%	10
CVS HEALTH MINUTE CLINIC		1	9	90%	10
GRAND VILLA OF PALM COAST		10			10
GLADES COUNTY DETENTION CENTER		1	9	90%	10
MINUTE-CLINIC DIAGNOSTIC OF VIRGINIA, LLC #2003		7	3	30%	10
ALBION COLLEGE (ABBOTT)		9			9
MINUTECLINIC DIAGNOSTIC OF ILLINOIS		7	2	22%	9
RIVERVIEW REGIONAL MEDICAL CENTER		7	2	22%	9
IMMUNOGENOMICS LLC		6	3	33%	9
LAKEVIEW HEALTH SYSTEMS			9	100%	9
MAGNOLIA MANOR			9	100%	9
MINUTECLINIC DIAGNOSTIC OF MINNESOTA		9			9
JOHNS HOPKINS ALL CHILDRENS			9	100%	9
ORLANDO HEALTH PHYSICIAN ASSOCIATES		4	5	56%	9
BRENNITY AT VERO BEACH, THE			9	100%	9
NORTHSIDE HOSPITAL FORSYTH		8	1	11%	9
NITIN BAWA PROFESSIONAL ASSOCIATES			9	100%	9
ST VINCENT'S CHILTON		7	2	22%	9
PATEL MEDICAL VENTURES		8	1	11%	9
PENSACOLA CLUSTER			9	100%	9
LOREY ALF		9			9
MINUTECLINIC DIAGNOSTIC OF TN PC #242		6	3	33%	9
UCARE			9	100%	9
MIDMICHIGAN MEDICAL CENTER			9	100%	9
NEMOURS CHILDREN'S PRIMARY CARE VERO BEACH			9	100%	9
EMPLOYEE WELLNESS PA			9	100%	9
MEDICANA NURSING AND REHAB CENTER			9	100%	9
WADSWORTH CENTER - DAVID AXELROD INSTITUTE		8	1	11%	9
CVS DC1340POCT WASHINGTON		9			9
Fouraker Hills Rehab and Nursing			9	100%	9
MEDLAB INC		9			9
Consulate Health Care of Brandon		7	2	22%	9
ASSOCIATES IN MEDICINE		7	2	22%	9
VILLAGE PLACE HEALTH AND REHAB		9			9
CLAYMED OF NORTH FLORIDA			9	100%	9
FLORIDA MENTOR		7	2	22%	9
BEAUMONT EMERGENCY CENTER			9	100%	9

COVID-19: testing by laboratory

Data through Mar 29, 2021 verified as of Mar 30, 2021 at 09:25 AM

Data in this report are provisional and subject to change.

The numbers in the table below represent the number of Florida and non-Florida residents for whom test results were received by the Department of Health. A person can be tested by more than one laboratory and can have both positive and negative results. **Therefore, the sum of the numbers in each column will be larger than the total number of people tested.**

Reporting lab	Inconclusive	Negative	Positive	Percent positive	Total
CVS MO8590POCT KANSAS CITY		5	4	44%	9
PUTNAM FAMILY CARE INC		3	6	67%	9
ANY LAB TEST NOW INC			9	100%	9
PINELLAS PARK FIRE DEPARTMENT		9			9
MINUTE CLINIC LLC #1448		8	1	11%	9
CURATIVE		1	8	89%	9
WINDSOR OF GAINESVILLE		9			9
MEDEXPRESS URGENT CARE - SWANSEA, N ILLINOIS ST		8	1	11%	9
FAMILY PRACTICE OF DAVIE INC			9	100%	9
PALM BAY URGENT CARE PL		1	8	89%	9
MEDEXPRESS URGENT CARE - WASHINGTON		7	2	22%	9
CVS CT1123POCT SOUTHBURY		9			9
MC DIAGNOSTIC OF CONNECTICUT, PC #1043		9			9
CARENOW URGENT CARE-GREEN HILLS		9			9
OPTUM SILVER LAKES			9	100%	9
OUR HOME AT BEACON HILL			9	100%	9
MOBILE RESPONSE DIAGNOSTICS LLC		8	1	11%	9
BETH ISRAEL MEDICAL CENTER LABS		9			9
MINUTECLINIC, LLC, MINUTECLINIC #7637		7	2	22%	9
CVS PA1671POCT LANCASTER		9			9
CIAN DIAGNOSTICS			9	100%	9
MINUTE CLINIC INCORPORTE		9			9
WINTER PARK INTERNAL MEDICINE MD PA		7	2	22%	9
SUNCREST OMNI		9			9
ROSEMONT GARDENS INC		9			9
ST JOSEPH'S HOSPITAL NORTH LABORATORY			9	100%	9
WESTERN NEW YORK IMMEDIATE MEDICAL CAR		9			9
MINUTE CLINIC LLC #5706		8	1	11%	9
ST VINCENT'S ST CLAIR		6	3	33%	9
CVS TX10016POCT PRINCETON		9			9
DOCTORS EXPRESS OF ST PETERSBURG		1	8	89%	9
PRECISION GENETICS			9	100%	9
NORTHWEST FLORIDA COMMUNITY HOSPITAL LABORATORY		8	1	11%	9
DIXITKUMAR N MODI MD PA			9	100%	9
NEW HAMPSHIRE DEPARTMENT OF HEALTH AND HUMAN SERVICES		3	6	67%	9
UNIVERSITY MEDICAL CENTER		8	1	11%	9
ILLINOIS DEPARTMENT OF PUBLIC HEALTH		1	8	89%	9
VETERANS AFFAIRS MEDICAL CENTER - OUTPATIENT			9	100%	9
MINUTECLINIC DIAGNOSTIC OF NEW JERSEY,		8	1	11%	9
LAKE NONA MEDICAL SERVICE LLC		9			9
COLLIER BLVD HMA PHYSICIAN MANAGEMENT,, LLC			9	100%	9
CARDIOTHORACIC SURGERY OF HYDE PARK			9	100%	9
MEDEXPRESS ELKINS		9			9
WINDSOR OF SAN PABLO, THE		6	3	33%	9
MINUTECLINIC #8760		9			9
MINUTECLINIC DIAGNOSTIC OF TN PC #240		8	1	11%	9
MINUTECLINIC DIAGNOSTIC OF NEW JERSEY, LLC # 7069		9			9

COVID-19: testing by laboratory

Data through Mar 29, 2021 verified as of Mar 30, 2021 at 09:25 AM

Data in this report are provisional and subject to change.

The numbers in the table below represent the number of Florida and non-Florida residents for whom test results were received by the Department of Health. A person can be tested by more than one laboratory and can have both positive and negative results. **Therefore, the sum of the numbers in each column will be larger than the total number of people tested.**

Reporting lab	Inconclusive	Negative	Positive	Percent positive	Total
ATHENS VETERINARY DIAGNOSTIC LABORATOR		9			9
UF HEALTH		1	8	89%	9
WATERFORD AT CREEKSIDE, THE			9	100%	9
CAN COMMUNITY HEALTH, INC		9			9
FG RAPID		8	1	11%	9
NORTHSHORE UNIVERSITY HEALTHSYSTEM EVANSTON HOSPITAL LAB			9	100%	9
BAYFRONT HEALTH ST PETERSBURG		8	1	11%	9
INSPIRED LIVING AT PALM BAY		7	2	22%	9
MINUTE CLINIC LLC # 2033		8	1	11%	9
FLORIDA CENTER FOR DERMATOLOGY LABORATORY			9	100%	9
CVS NJ617POCT CEDAR GROVE		8	1	11%	9
MINUTECLINIC DIAGNOSTIC OF TN, PC 6304		7	2	22%	9
MICHIGAN DEPARTMENT OF COMMUNITY HEALTH		1	8	89%	9
OMNI			9	100%	9
PASSPORT HEALTH			9	100%	9
CVS PHARMACY NO 274		9			9
FLORIDA HOSPITAL WINTER PARK		7	2	22%	9
PEDIATRIC HEALTH CARE ALLIANCE			9	100%	9
LAWRENCE TECHNOLOGICAL UNIVERSITY		9			9
CARENOW URGENT CARE-MT JULIET		8	1	11%	9
CVS MINUTE CLINIC, LLC #22		8	1	11%	9
CVS PHARMACY			9	100%	9
REMISE OCCUPATIONAL HEALTH SOLUTIONS INC			9	100%	9
ROSECASTLE			9	100%	9
BUENA VIDA ESTATES			9	100%	9
MINUTECLINIC DIAGNOSTIC OF MAINE, LLC		7	2	22%	9
NASCAR EVENT MANAGEMENT, LLC		9			9
HEALTH AND WELLNESS CENTER		1	8	89%	9
ALLIANCE HEALTH AND REHABILITATION CENTER		9			9
UHEALTH UNIVERSITY OF MIAMI			9	100%	9
CHEMISYS LABORATORIES		1	8	89%	9
NIGHT LITE PEDIATRICS CENTER		1	8	89%	9
WESTCHESTER GENERAL HOSPITAL BLOOD GAS LAB			9	100%	9
GCPM MANUAL MICROBIOLOGY		1	8	89%	9
CHILDREN'S HEALTH CENTER INC.		7	2	22%	9
MEDEXPRESS URGENT CARE - FORT WORTH S		8	1	11%	9
ENCOMPASS HOME HEALTH OF THE SOUTHEAST LLC		9			9
MINUTECLINIC DIAGNOSTIC OF TN PC #5671		5	4	44%	9
UNIVERSITY HOSPITALS OF CLEVELAND		5	4	44%	9
HEALTHY MINORS PEDIATRIC URGENT CARE		7	1	13%	8
HEALTHPARK MEDICAL CTR NURSING SVC		8			8
AEGIS MEDICAL GROUP, LLC		8			8
DOTHAN PEDIATRIC CLINIC			8	100%	8
ADVANCED RESEARCH FOR HEALTH IMPROVEMENT		6	2	25%	8
MEDEXPRESS URGENT CARE - FAYETTEVILLE		6	2	25%	8
BAPTIST OUTPATIENT			8	100%	8
ST CLOUD PHYSICIAN MANAGMENT LLC		7	1	13%	8

COVID-19: testing by laboratory

Data through Mar 29, 2021 verified as of Mar 30, 2021 at 09:25 AM

Data in this report are provisional and subject to change.

The numbers in the table below represent the number of Florida and non-Florida residents for whom test results were received by the Department of Health. A person can be tested by more than one laboratory and can have both positive and negative results. **Therefore, the sum of the numbers in each column will be larger than the total number of people tested.**

Reporting lab	Inconclusive	Negative	Positive	Percent positive	Total
SACRED HEART MEDICAL GROUP URGENT CARE		8			8
CLEARWATER PEDIATRIC CARE		1	7	88%	8
CVS SC4286POCT EASLEY		3	5	63%	8
MEDEXPRESS URGENT CARE - TARENTUM		6	2	25%	8
BENNETT PEDIATRICS		8			8
JACKSON CLINIC PA,THE		4	4	50%	8
NORTH PINELLAS CHILDRENS MEDICAL CENTER INC			8	100%	8
VAIL VALLEY MEDICAL CENTER			8	100%	8
BLOOMING GARDENS OF CARE INC		8			8
SEA LEVEL LABS			8	100%	8
MIAMI COMPREHENSIVE MEDICINE GROUP PA		4	4	50%	8
MEDEXPRESS URGENT CARE, BUTLER		5	3	38%	8
OSWEGO HOSPITAL LABORATORY		7	1	13%	8
ALL CHILDREN'S HOSPITAL		1	7	88%	8
CVS MINUTE CLINIC DIAGNOSTIC OF NEW JERSEY		8			8
MINUTECLINIC DIAG OF IND, LLC #2387		7	1	13%	8
QUEENS UNIVERSITY OF CHARLOTTE		8			8
LOVELACE MEDICAL CENTER		8			8
ENCOMPASS HEALTH REHABILITATION HOSPITAL OF OCALA		8			8
CVS TX8351POCT BEAUMONT		7	1	13%	8
MARQUESA MEDICAL		7	1	13%	8
CIGNA ONSITE HEALTH LLC		2	6	75%	8
GENEUS DIAGNOSTICS			8	100%	8
MINUTECLINIC DIAGNOSTIC MED GRP OF CA		7	1	13%	8
STPET		6	2	25%	8
FLORIDA KEYS CONCIERGE MEDICINE, LLC		6	2	25%	8
FLORIDA CLINICAL LAB		1	7	88%	8
GOLISANO CHILDREN'S HOSPITAL OF SOUTHWEST FLORIDA		6	2	25%	8
TRUE HEALTH		5	3	38%	8
LAB UNKNOW		6	2	25%	8
JX REF LAB			8	100%	8
Nashville Central Laboratory		8			8
PALM BEACH COUNTY HEALTH DEPARTMENT LABORATORY			8	100%	8
Sunset Lake Health and Rehabilitation Center		8			8
NORTHSIDE HOSPITAL ATLANTA		3	5	63%	8
ORLANDO FAMILY PHYSICIANS			8	100%	8
SOUTHEASTERN PEDIATRIC ASSOCIATES			8	100%	8
VERMONT DEPARTMENT OF HEALTH		1	7	88%	8
MINUTE CLINIC DIAGNOSTIC OF MICHIGAN PC		8			8
MINUTECLINIC DIAGNOSTIC OF VIRGINIA		8			8
MEDEXPRESS URGENT CARE - CULPEPER		8			8
NORTHSIDE HOSPITAL		2	6	75%	8
MINUTECLINIC DIAGNOSTIC OF OHIO #7790		6	2	25%	8
GENE STREET LABORATORIES, LLC		6	2	25%	8
ORMOND BEACH CENTRA CARE			8	100%	8
HEALTHMARK REGIONAL HOSPITAL LAB		4	4	50%	8
EXPRESS TEST			8	100%	8

COVID-19: testing by laboratory

Data through Mar 29, 2021 verified as of Mar 30, 2021 at 09:25 AM

Data in this report are provisional and subject to change.

The numbers in the table below represent the number of Florida and non-Florida residents for whom test results were received by the Department of Health. A person can be tested by more than one laboratory and can have both positive and negative results. **Therefore, the sum of the numbers in each column will be larger than the total number of people tested.**

Reporting lab	Inconclusive	Negative	Positive	Percent positive	Total
WALK-IN MEDICAL CARE			8	100%	8
VENICE URGENT CARE – GULF COAST			8	100%	8
CAYUGA COUNTY HEALTH DEPARTMENT		7	1	13%	8
DORAL URGENT CARE			8	100%	8
LEMOYNE COLLEGE WELLNESS CENTER FOR		8			8
BENSONHURST URGENT CARE		8			8
WINKLER COURT☐		7	1	13%	8
MEDEXPRESS URGENT CARE - BATTLE CREEK		5	3	38%	8
NEOGENOMICS LABORATORIES, INC		8			8
CONSULATE HEALTH CARE		7	1	13%	8
FHPG_EXP CARE W HILLSBOROUGH			8	100%	8
CARE ATC - CITY OF BOYNTON BEACH	1	2	5	63%	8
MONTEFIORE MEDICAL CENTER LABORATORIES - NORTH		8			8
MINUTECLINIC DIAGNOSTIC OF TN PC #643		5	3	38%	8
WALGREENS #10972	1	7			8
SYLVESTER AT PLANTATION LABORATORY		7	1	13%	8
ATLANTIC CONSOLIDATED LABORATORY		8			8
JUPITER CLINIC			8	100%	8
NORTHEAST PEDIATRICS			8	100%	8
MINUTE CLINIC LLC #10203		6	2	25%	8
MODMD LABORATORY		8			8
HOLY NAME MEDICAL CENTER	1	6	1	13%	8
MINUTECLINIC #2860		6	2	25%	8
X-GENE MOLECULAR LABS		1	7	88%	8
THE WOLFF CENTER FOR CHILD & ADOLESCENT HEALTH			8	100%	8
MEDEXPRESS URGENT CARE - MAPLE DRIVE		7	1	13%	8
THOMAS JEFFERSON UNIVERSITY HOSPITAL		4	4	50%	8
ALACHUA COUNTY HEALTH DEPARTMENT		1	7	88%	8
INTERNAL MEDICINE ASSOCIATES OF JACKSON HOSPITAL			8	100%	8
ST CHARLES HOSPITAL LABORATORY		8			8
FLORIDA HEART AND VASCULAR MULTISPECIALTY GROUP		8			8
CVS NC5591POCT STATESVILLE		7	1	13%	8
MED & CO INVESTMENT LLC		7	1	13%	8
URGENT CARE OF LONGWOOD		1	7	88%	8
Atlanta VAMC		6	2	25%	8
LIFE CARE CITRUS COUNTY			8	100%	8
WALGREEN #6538		8			8
PACIFICA SUNRISE☐			8	100%	8
DOCTOR’S IN-HOUSE LAB/COMMUNITY HEALTH CENTERS OF PINELLAS – CLEARWATE			8	100%	8
MINUTE CLINIC LLC #6765		8			8
OKLAHOMA STATE DEPARTMENT OF HEALTH-PUBLIC HEALTH LABORATORY			8	100%	8
DOCTOR'S IN HOUSE LAB			8	100%	8
BLOOMINGDALE PEDIATRIC ASSOCIATES PA			8	100%	8
FHCP-ORANGE CITY			8	100%	8
CHAPTERS HEALTH HOSPICE		8			8
DOH JACKSONVILLE CENTRAL LABORATORY		3	5	63%	8
APEX HOME HEALTH CARE		7	1	13%	8

COVID-19: testing by laboratory

Data through Mar 29, 2021 verified as of Mar 30, 2021 at 09:25 AM

Data in this report are provisional and subject to change.

The numbers in the table below represent the number of Florida and non-Florida residents for whom test results were received by the Department of Health. A person can be tested by more than one laboratory and can have both positive and negative results. **Therefore, the sum of the numbers in each column will be larger than the total number of people tested.**

Reporting lab	Inconclusive	Negative	Positive	Percent positive	Total
CVS PA1074POCT KENNETT SQUARE		7	1	13%	8
MEDEXPRESS URGENT CARE - CLARKSBURG		7	1	13%	8
ARCHBOLD MEMORIAL HOSPITAL/LAB		3	5	63%	8
ELLIS HOSPITAL LABORATORY		7	1	13%	8
INTERNAL MEDICINE AND AESTHETICS OF NAPLES LLC		8			8
ROBERT WOOD JOHNSON HOSPITAL		7	1	13%	8
HUNTINGTON VILLAGE URGENT CARE		8			8
DOH-TAMPA BRANCH LABORATORY (MLK BLVD)		4	4	50%	8
FOUNTAINVIEW BY FIVE STAR QUALITY CARE		7	1	13%	8
JOHN T MATHER MEMORIAL HOSPITAL LABORATORY		7	1	13%	8
VA Primary Care Clinic at Meharry		7	1	13%	8
ALLEGRO - TAMPA	1	4	3	38%	8
MID-HUDSON VALLEY DIVISION OF WESTCHESTER MEDICAL		8			8
MAGNOLIA PEDIATRICS GROUP LLC			8	100%	8
STUYVESANT URGENT CARE		8			8
SUMTER COUNTY HEALTH DEPARTMENT		3	5	63%	8
SUNRISE SENIOR LIVING OF JACKSONVILLE			8	100%	8
The Grand at Rome Nursing and Rehabilitation		8			8
CVS MINUTE CLINIC DIAGNOSTIC MED GRP OF SAN		6	2	25%	8
WHITE SANDS OUTPATIENT SERVICES (WSOP SERVICES LLC		8			8
PALMS WEST HOSPITAL			8	100%	8
IU HEALTH PATHOLOGY		1	7	88%	8
SYNEXUS CLINICAL RESEARCH US INC		2	6	75%	8
HARBORCHASE OF DR PHILLIPS		7	1	13%	8
MINUTECLINIC, LLC #05038		8			8
ETHOS LABORATORIES		7	1	13%	8
CVS NC3319POCT CHARLOTTE		6	2	25%	8
INTERVENTIONAL REHABILITATION OF SOUTH FLORIDA			8	100%	8
LAKE CONWAY URGENT CARE LLC		2	6	75%	8
WELLIGENT		1	7	88%	8
CVS TX7162POCT HOUSTON		8			8
MINUTECLINIC DIAGNOSTIC OF TN PC #386		7	1	13%	8
CAPRONA GROUP HOME		2	6	75%	8
CVS TX7827POCT ROUND ROCK		8			8
DIAGNOSTIC CLINIC		7	1	13%	8
ALLINA HEALTH - ABBOTT NORTHWESTERN HOSPITAL		5	3	38%	8
ST LUKES ROOSEVELT LABORATORY		7	1	13%	8
CAREPOINT CLINIC		5	3	38%	8
WILLIAMSBURGH CHAI CARE		7	1	13%	8
DEPARTMENT OF HEALTH- CITRUS COUNTY		1	7	88%	8
BARTON PARKER OD PC		8			8
ST. JOSEPH HOSPITAL AND HEALTH CARE INC.			8	100%	8
SURGOINSVILLE PHARMACY		8			8
PUTNAM COUNTY EMERGENCY RESCUE SERVICE		5	3	38%	8
ENCOMPASS HEALTH REHABILITATION HOSPITAL OF MIAMI		7	1	13%	8
BIOTECH PHARMACEUTICAL GROUP LLC			8	100%	8
SOMA MEDICAL CENTER MD PA #7 PEDIATRICS			8	100%	8

COVID-19: testing by laboratory

Data through Mar 29, 2021 verified as of Mar 30, 2021 at 09:25 AM

Data in this report are provisional and subject to change.

The numbers in the table below represent the number of Florida and non-Florida residents for whom test results were received by the Department of Health. A person can be tested by more than one laboratory and can have both positive and negative results. **Therefore, the sum of the numbers in each column will be larger than the total number of people tested.**

Reporting lab	Inconclusive	Negative	Positive	Percent positive	Total
VENICE REGIONAL MEDICAL CENTER			8	100%	8
EXECUTIVE MEDICAL SERVICES		8			8
NORTHERN DUTCHESS HOSPITAL LABORATORY		5	2	29%	7
HEALTH CARE LABORATORY SERVICES		1	6	86%	7
MINUTECLINIC DIAGNOSTIC OF OHIO #3407		6	1	14%	7
OCALA FAMILY MEDICAL CENTER		7			7
AVON PARK PEDIATRICS			7	100%	7
TGH URGENT CARE – WESLEY CHAPEL			7	100%	7
LONG ISLAND JEWISH FOREST HILLS HOSPITAL		7			7
MEDEXPRESS URGENT CARE - STAUNTON		3	4	57%	7
MINUTE CLINIC DIAGNOSTIC OF VIRGINIA, LLC #1905		7			7
PEDIATRICS OF CENTRAL FLORIDA		5	2	29%	7
ORLANDO FAMILY PHYSICIANS INC		3	4	57%	7
GRACE WELLNESS CENTER LLC		6	1	14%	7
NYU WINTHROP HOSPITAL PATHOLOGY		7			7
NORTHDAL REHABILITATION CENTER			7	100%	7
WYOMING COUNTY COMMUNITY HOSPITAL LABORATORY		7			7
CVS CA9113POCT CHULA VISTA		7			7
COMMUNITY MEDICAL AND DENTAL CARE INC		7			7
QUE		4	3	43%	7
FLORIDA HOSPITAL KISSIMMEE		4	3	43%	7
EASTERN FLORIDA STATE COLLEGE – PALM BAY CAMPUS□			7	100%	7
ECLRS		2	5	71%	7
QHG OF ENTERPRISE INC (DBA MEDICAL CTR		7			7
DOTHAN WEST FAMILY MEDICINE		5	2	29%	7
Lenox on the Lake			7	100%	7
MIAMI BEACH COMMUNITY HEALTH CENTER INC			7	100%	7
PENINSULA CARE AND REHABILITATION CENTER			7	100%	7
GILCHRIST COUNTY FIRE DEPARTMENT		4	3	43%	7
SUPERIOR RESIDENCES AT CALA HILLS		7			7
CVS OH3458POCT BEAVERCREEK		7			7
WEXFORD HEALTH SOURCES INC		7			7
GALLUP INDIAN MEDICAL CENTER		7			7
GULF COAST PEDIATRICS OF SARASOTA PA		1	6	86%	7
FLORIDA DIGESTIVE AND LIVER SPECIALIST		7			7
HEARTLAND PEDIATRICS OF LAKE PLACID			7	100%	7
JUPITER ISLAND PUBLIC SAFETY		5	2	29%	7
CVS NY549POCT RIDGEWOOD		4	3	43%	7
MERCY HEALTH—MUSKEGON		6	1	14%	7
CVS NC7213POCT MATTHEWS		6	1	14%	7
PENN MEDICINE PRINCETON MEDICAL CENTER		6	1	14%	7
NORTH FLORIDA MEDICAL CENTERS INC		1	6	86%	7
MINUTECLINIC DIAGNOSTIC OF NORTH CAROLINA PC #7054		5	2	29%	7
OPTUM PRIMARY CARE - FOUNTAIN OAKS		3	4	57%	7
CVS MINUTE CLINIC DIAGNOSTIC OF KANSAS, PA		7			7
MEDEXPRESS URGENT CARE-NESHANNOCK TWP		6	1	14%	7
CARENOW URGENT CARE-MADISON		7			7

COVID-19: testing by laboratory

Data through Mar 29, 2021 verified as of Mar 30, 2021 at 09:25 AM

Data in this report are provisional and subject to change.

The numbers in the table below represent the number of Florida and non-Florida residents for whom test results were received by the Department of Health. A person can be tested by more than one laboratory and can have both positive and negative results. **Therefore, the sum of the numbers in each column will be larger than the total number of people tested.**

Reporting lab	Inconclusive	Negative	Positive	Percent positive	Total
MINUTE CLINIC LLC #4017		7			7
MEDEXPRESS URGENT CARE-DUBOIS		7			7
COMPASSION PEDIATRICS		3	4	57%	7
ACCESS CARE MEDICAL GROUP LLC		2	5	71%	7
LONGWOOD FAMILY MEDICINE		1	6	86%	7
VICTORIAN MANOR		2	5	71%	7
KENDALL REGIONAL MEDICAL CNTR			7	100%	7
RANDOLPH DIABETES AND WELLNESS		6	1	14%	7
SOUTHEAST GEORGIA HEALTH SYSTEM, INC D		7			7
LEE COUNTY HEALTH DEPARTMENT		4	3	43%	7
MINUTECLINIC MINUTECLINIC #4977		4	3	43%	7
FRESENIUS KIDNEY CARE FORT WALTON BEACH			7	100%	7
CVS OH2543POCT CANFIELD		5	2	29%	7
EL PARAISO HOME INC		7			7
LEPE'S HOUSE			7	100%	7
SELECT PHYSICIANS ALLIANCE		7			7
GENOTOX LABORATORIES		5	2	29%	7
WELLMED AT BRANDON REGIONAL		5	2	29%	7
MINUTECLINIC, DIAGNOSTIC OF TEXAS, LL		6	1	14%	7
DELAWARE DEPARTMENT OF HEATH		6	1	14%	7
EMBRY-RIDDLE AERONAUTICAL UNIVERSITY HEALTH			7	100%	7
DR. PHILLIPS MEDICAL WELLNESS CENTER		4	3	43%	7
RIVER OAKS TREATMENT CENTER			7	100%	7
SARAH LAWRENCE COLLEGE HEALTH SERVICES		7			7
Rutgers Health Rwj University Hospital - Laboratory		4	3	43%	7
CARENOW URGENT CARE-SOUTHLAKE			7	100%	7
DOCTORS CLINICAL LABORATORY, INC		5	2	29%	7
CVS GA2108POCT NORCROSS		4	3	43%	7
MINUTECLINIC DIAG OF IND LLC #8651		6	1	14%	7
CVS CA9715POCT THOUSAND OAKS		7			7
PARTNERS PHARMACY OF FLORIDA LLC		7			7
MINUTE-CLINIC DIAGNOSTIC OF VIRGINIA, LLC #794		6	1	14%	7
FLORIDA HOSPITAL APOPKA		6	1	14%	7
FHMG_FM AND IM AVALON PARK		2	5	71%	7
CLAY PRIMARY & FAMILY CARE LLC			7	100%	7
NEMOURS CHILDREN'S HOSPITAL			7	100%	7
CVS TN2179POCT MURFREESBORO		6	1	14%	7
CARESOUTH HHA HOLDINGS OF TALLAHASSEE LLC		7			7
SARASOTA MEDICAL CENTER			7	100%	7
IRL MARKET LAB			7	100%	7
ACM MEDICAL LABORATORY ALLIANCE		5	2	29%	7
SOUTH FLORIDA ENT ASSOCIATES, INC			7	100%	7
SUPREME LABORATORY			7	100%	7
CVS OH3301POCT WOODMERE		7			7
PERSONAL PHYSICIAN CARE PA			7	100%	7
THRIF-T DRUGS INC		6	1	14%	7
BIRMINGHAM VAMC		3	4	57%	7

COVID-19: testing by laboratory

Data through Mar 29, 2021 verified as of Mar 30, 2021 at 09:25 AM

Data in this report are provisional and subject to change.

The numbers in the table below represent the number of Florida and non-Florida residents for whom test results were received by the Department of Health. A person can be tested by more than one laboratory and can have both positive and negative results. **Therefore, the sum of the numbers in each column will be larger than the total number of people tested.**

Reporting lab	Inconclusive	Negative	Positive	Percent positive	Total
MANATEE PEDIATRICS			7	100%	7
CRESTWOOD MEDICAL CENTER		5	2	29%	7
MINUTECLINIC, LLC #1796		6	1	14%	7
GENTRY PARK ORLANDO ASSISTED LIVING		6	1	14%	7
DALLAS COUNTY HEALTH AND HUMAN SERVICES			7	100%	7
MONROE COUNTY FIRE RESCUE		6	1	14%	7
MINUTE CLINIC, LLC #4650		6	1	14%	7
NOVANT HEALTH INPATIENT CARE		2	5	71%	7
GRAND VILLA OF SARASOTA		6	1	14%	7
MEDEXPRESS URGENT CARE - MIDLOTHIAN		6	1	14%	7
FAMILY MEDICINE MEDICAL DRIVE		7			7
KEYSTONE PLACE AT NAPLES PRESERVE		4	3	43%	7
CITYMD		1	6	86%	7
LAWTON CHILES HEALTH CENTER		1	6	86%	7
MEDEXPRESS URGENT CARE, JOHNSTOWN		6	1	14%	7
MINUTECLINIC DIAGNOSTIC OF NEVADA #87		4	3	43%	7
MEDEXPRESS URGENT CARE - GLENDALE		7			7
TRUE HEALTH DIAGNOSTICS		1	6	86%	7
HOLY GARDEN ALF, INC.		7			7
MEDEXPRESS URGENT CARE MORGANTOWN		7			7
DOCTOR'S IN-HOUSE LAB/COMMUNITY HEALTH CENTERS OF PINELLAS -PINELLAS P			7	100%	7
RELIANCE MEDICAL CENTER		5	2	29%	7
TIFT REGIONAL HEALTH SYSTEM, INC		7			7
CVS TX4397POCT CYPRESS		7			7
CVS MO8556POCT KANSAS CITY		6	1	14%	7
BALTIMORE CITY HEALTH DEPT COMMUNICABLE DISEASES AND EPIDEMIOLOGY			7	100%	7
FLORIDA CANCER SPECIALISTS & RESEARCH INSTITUTE		6	1	14%	7
FLORIDA SCHOOL FOR THE DEAF AND THE BLIND			7	100%	7
MINUTECLINIC MINUTECLINIC #8505		5	2	29%	7
GOLDMAN SACHS HEALTH CENTER	1	6			7
CVS CT1109POCT BETHEL		7			7
WILDLIGHT LAB			7	100%	7
Parkside Villa		7			7
YAZJI PEDIATRIC CARE LLC DBA TUKA PEDIATRICS			7	100%	7
MEDEXPRESS URGENT CARE - HOT SPRINGS		7			7
PALM GARDEN OF SUN CITY			7	100%	7
SCHOOL OF PHARMACY AND PHARMACEUTICAL		7			7
ABBAY MANOR RETIREMENT RESIDENCE INC		7			7
MC DIAGNOSTIC OF CONNECTICUT , PC # 3		5	2	29%	7
LAKE PEDIATRICS			7	100%	7
WHEELER LABORATORY		6	1	14%	7
ST. LUCIE COUNTY HEALTH DEPARTMENT		5	2	29%	7
MINUTECLINIC DIAGNOSTIC OF GEORGIA, LL		5	2	29%	7
ADVENT HEALTH APOPKA		3	4	57%	7
PANCARE HEALTH - HOSFORD SCHOOL			7	100%	7
MINUTECLINIC, LLC #03965		7			7
MINUTE CLINIC DIAGNOSTIC OF PENNSYLVANIA		7			7

COVID-19: testing by laboratory

Data through Mar 29, 2021 verified as of Mar 30, 2021 at 09:25 AM

Data in this report are provisional and subject to change.

The numbers in the table below represent the number of Florida and non-Florida residents for whom test results were received by the Department of Health. A person can be tested by more than one laboratory and can have both positive and negative results. **Therefore, the sum of the numbers in each column will be larger than the total number of people tested.**

Reporting lab	Inconclusive	Negative	Positive	Percent positive	Total
LEE MEMORIAL HEALTH SYSTEM D/B/A		5	2	29%	7
DOMINICAN COLLEGE STUDENT HEALTH CENTE		7			7
UNIVERSITY OF WASHINGTON MEDICAL CENTER			7	100%	7
EP LTC PHARMACY		5	2	29%	7
ST. CLOUD PHARMACY AND WELLNESS CENTER		3	4	57%	7
MEDEXPRESS URGENT CARE - STATE COLLEGE		5	2	29%	7
LIZS ADULT CARE		7			7
WATAUGA MEDICAL CENTER		4	3	43%	7
BRADENTON PHYSICIANS MEDICAL CENTER			7	100%	7
CVS PHARMACY #8800		5	2	29%	7
MEDEXPRESS URGENT CARE-PETERS TWP		6	1	14%	7
Ocoee Health Care Center		7			7
Baptist Village Retirement Communities		7			7
LYNMOORE,THE		7			7
Thermopolis Rehabilitation Wellness		7			7
Florida Clinical Laboratory		1	6	86%	7
HARMONIOUS HOME HEALTH, LLC		7			7
KANSAS DEPARTMENT OF HEALTH		2	5	71%	7
BOCA BIOLISTICS LLC			7	100%	7
MINUTECLINIC DIAG OF IND LLC #6998		6	1	14%	7
CVS MINUTE CLINIC DIAG OF IND LLC #5206		6	1	14%	7
CONCENTRA URGENT CARE		3	4	57%	7
GLEN FALLS HOSPITAL DEPARTMENT OF PATHOLOGY		6	1	14%	7
PEDIATRICS URGENT CARE, LLC			7	100%	7
SOUTH COM HEALTH CLINIC, DEPT. OF THE ARMY		7			7
BROOKDALE LAKE ORIENTA			7	100%	7
MAXHEALTH		5	2	29%	7
PBC FOUND CARE INC			7	100%	7
LRHS Southeastern University		4	2	33%	6
SOUTHEASTERN DERMATOLOGY GROUP PA		5	1	17%	6
Advanced Care Center			6	100%	6
PATHGROUP LABS, LLC		4	2	33%	6
PR HEALTH		1	5	83%	6
BAYSHORE POINTE NURSING AND REHAB CENTER			6	100%	6
CAMELLIA AT DEERWOOD		2	4	67%	6
FLORIDA WOMAN CARE LABORATORY			6	100%	6
ALL CHILDREN'S HOSPITAL DEPT OF GENERAL PEDIATRICS			6	100%	6
ARLINGTON OF NAPLES		6			6
LEWIS COUNTY MANOR		6			6
GENTLE MEDICINE ASSOCIATES / DR. REGINE BATAILLE		6			6
MEDEXPRESS URGENT CARE - ELM GROVE		5	1	17%	6
GUTHRIE MEDICAL GROUP LABORATORIES		6			6
CVS PA1296POCT DREXEL HILL		4	2	33%	6
NASSAU UNIVERSITY MEDICAL CENTER DEPT		5	1	17%	6
CITIZENS BAPTIST MEDICAL CENTERS LAB		5	1	17%	6
CENTRAL FLORIDA PRIMARY CARE			6	100%	6
BROWARD COUNTY HEALTH DEPT.			6	100%	6

COVID-19: testing by laboratory

Data through Mar 29, 2021 verified as of Mar 30, 2021 at 09:25 AM

Data in this report are provisional and subject to change.

The numbers in the table below represent the number of Florida and non-Florida residents for whom test results were received by the Department of Health. A person can be tested by more than one laboratory and can have both positive and negative results. **Therefore, the sum of the numbers in each column will be larger than the total number of people tested.**

Reporting lab	Inconclusive	Negative	Positive	Percent positive	Total
LOUISIANA DEPT OF HEALTH			6	100%	6
LUMADOC HEALTH		4	2	33%	6
FAMILY TREE PRIMARY CARE		5	1	17%	6
BETH ISRAEL DEACONESS MEDICAL CENTER			6	100%	6
MEDEXPRESS URGENT CARE - PRINCETON		5	1	17%	6
WOMENS CARE FLORIDA LLC		5	1	17%	6
Northwell Lab		2	4	67%	6
MINUTE CLINIC DIAGNOSTIC MED GRP		5	1	17%	6
MEDEXPRESS URGENT CARE - HOLLINS		6			6
ENTRUST IMMEDIATE CARE			6	100%	6
PROVIDENCE LABORATORY SERVICES		6			6
KIDS CARE PEDIATRICS PA			6	100%	6
BAYCARE ALLIANT HOSPITAL			6	100%	6
URGENT CARE HOUSECALLS PA		5	1	17%	6
CHIEFLAND MEDICAL CENTER		1	5	83%	6
GUIDANCE / CARE CENTER, INC		6			6
PALMETTO HEALTH ALLIANCE		3	3	50%	6
PENN NURSING CENTER		6			6
NU WAVE MEDICAL CENTER			6	100%	6
CVS NC7057POCT SHELBY		5	1	17%	6
CVS CA9721POCT ARCADIA		6			6
CALIFORNIA DEPARTMENT OF PUBLIC HEALTH		1	5	83%	6
PROHEALTH MED		1	5	83%	6
AMERICAN EAGLE LEESBURG AL LLC DBA VISTA LAKE			6	100%	6
CAPITAL HEALTH PLAN LABORATORIES			6	100%	6
ALBANY MEDICAL CENTER		5	1	17%	6
CVS MINUTE CLINIC DIAGNOSTIC OF TEXAS		5	1	17%	6
NEUROSCIENCE AND SPINE ASSOCIATES, PL		5	1	17%	6
CVS PA233POCT NEWTOWN SQUARE		6			6
QUICK CARE MED WALK IN AND URGENT CARE			6	100%	6
WALGREENS_COCONUT CREEK		5	1	17%	6
CVS SC2736POCT MURRELLS INLET		5	1	17%	6
HOLLY HILL HOME INFUSION SERVICE		5	1	17%	6
HUNTERS CREEK PEDIATRICS		6			6
CVS TN4624POCT KNOXVILLE		5	1	17%	6
FLORIDA DEPARTMENT OF HEALTH IN MIAMI DADE COUNTY		5	1	17%	6
SAINT PETER'S UNIVERSITY HOSPITAL		6			6
WAKEMED		1	5	83%	6
UT SOUTHWESTERN MEDICAL CENTER			6	100%	6
CVS TX1104POCT ALLEN		6			6
ST CHARLES BEND LABORATORY		5	1	17%	6
BOONE DRUG & HEALTHCARE AT DEERFIELD			6	100%	6
ST JOSEPHS HOSP OF ATLANTA/CLINIC LAB		5	1	17%	6
MEDEXPRESS URGENT CARE-PITTSFIELD		6			6
DIXIE COUNTY EMERGENCY SERVICES			6	100%	6
CVS TN7289POCT SIGNAL MOUNTAIN		6			6
MINUTECLINIC DIAGNOSTIC OF KENTUCKY		6			6

COVID-19: testing by laboratory

Data through Mar 29, 2021 verified as of Mar 30, 2021 at 09:25 AM

Data in this report are provisional and subject to change.

The numbers in the table below represent the number of Florida and non-Florida residents for whom test results were received by the Department of Health. A person can be tested by more than one laboratory and can have both positive and negative results. **Therefore, the sum of the numbers in each column will be larger than the total number of people tested.**

Reporting lab	Inconclusive	Negative	Positive	Percent positive	Total
MD NOW MEDICAL CENTER			6	100%	6
AMERICAN HEALTH ASSOC. LABORATORY SOUTH		4	2	33%	6
MINUTECLINIC DIAGNOSTIC OF SC, LLC #7		4	2	33%	6
CVS OH3476POCT TIPP CITY		6			6
DEPARTMENT OF HEALTH AND HUMAN SERVICES STATE OF NEW HAMPSHIRE			6	100%	6
LISTENING DOCTOR PLLC, THE		1	5	83%	6
UNILAB		2	4	67%	6
FLORIDA MEDICAL SPECIALISTS		2	4	67%	6
XPRESS URGENT CARE LLC		6			6
WIREGRASS MEDICAL CENTER			6	100%	6
URGENT TEAM - MUSCLE SHOALS		6			6
ARLINGTON OF NAPLES INC, THE		6			6
PROGRESS PHARMACY INC		1	5	83%	6
COMPASSION PEDIATRIC URGENT CARE LLC		2	4	67%	6
CVS NC6402POCT DAVIDSON		4	2	33%	6
CVS GA7064POCT STOCKBRIDGE		6			6
CVS NV2928POCT LAS VEGAS		6			6
PHYSICIANS FOR CHILDREN			6	100%	6
EXPICARE NURSING AGENCY, INC		5	1	17%	6
TULLAHOMA HMA, LLC		5	1	17%	6
GAINESVILLE PEDIATRIC ASSOCIATES		1	5	83%	6
LOS ALAMOS NATIONAL LABORATORY		6			6
WELLSTAR NORTH FULTON HOSPITAL LABORAT		6			6
THE WINDSOR OF OCALA		2	4	67%	6
WG WINDSOR WOODS SH LLC		6			6
CVS KY4779POCT LOUISVILLE		4	2	33%	6
PRESBYTERIAN HOME		6			6
CVS IN6654POCT INDIANAPOLIS		5	1	17%	6
HEWLETT URGENT CARE, PLLC		6			6
MINUTECLINIC DIAGNOSTIC OF TN PC #442		4	2	33%	6
COVID RAPID LABS		1	5	83%	6
CENTREX CLINICAL LABS INC		6			6
CVS MD1881POCT DUNKIRK		6			6
ATLANTIC COMMUNITY HIGH SCHOOL		5	1	17%	6
TRANSPLANT GENOMICS INC (EUROFINS)		6			6
BETHESDA COMMUNITY HEALTH CENTER			6	100%	6
CVS PA5241POCT CHALFONT		6			6
CDRX INFUSION			6	100%	6
MINUTECLINIC DIAGNOSTIC OF KANSAS PA		6			6
FIRST COAST CARDIOVASCULAR INSTITUTE PA			6	100%	6
CVS RI1717POCT 1 CVS DR			6	100%	6
FLORIDA DEPARTMENT OF HEALTH SEMINOLE COUNTY		1	5	83%	6
Centrastate Medical Center		5	1	17%	6
CVS NM8918POCT ALBUQUERQUE		6			6
CVS OH6123POCT CINCINNATI		4	2	33%	6
MEDEXPRESS URGENT CARE - HUNTINGTON WE		6			6
JERSEY SHORE MEDICAL CENTER		6			6

COVID-19: testing by laboratory

Data through Mar 29, 2021 verified as of Mar 30, 2021 at 09:25 AM

Data in this report are provisional and subject to change.

The numbers in the table below represent the number of Florida and non-Florida residents for whom test results were received by the Department of Health. A person can be tested by more than one laboratory and can have both positive and negative results. **Therefore, the sum of the numbers in each column will be larger than the total number of people tested.**

Reporting lab	Inconclusive	Negative	Positive	Percent positive	Total
MEDEXPRESS URGENT CARE PORT HURON		5	1	17%	6
MINUTE CLINIC DIAG OF IND LLC #8674		6			6
BETTER AT HOME		6			6
MINUTECLINIC MINUTECLINIC #921		6			6
ANTHONY-BROWN PHARMACY		6			6
MINUTECLINIC DIANOSTIC OF VIRGINA, LL		5	1	17%	6
ALLEGRO FLEMING ISLAND		1	5	83%	6
PLEASANTVILLE OF SEBASTIAN LLC□			6	100%	6
CVS NJ2815POCT E BRUNSWICK		4	2	33%	6
GRACE REHABILITATION CENTER OF VERO BEACH		4	2	33%	6
CVS GA2236POCT WOODSTOCK		6			6
ADVENTHEALTH CELEBRATION EMPLOYEE CLINIC		6			6
MEDEXPRESS URGENT CARE - RICHMOND, NINE MILE RD		5	1	17%	6
CVS PA4077POCT BELLE VERNON		6			6
CVS MD4371POCT OCEAN CITY		6			6
BROOKDALE CLERMONT			6	100%	6
AARK LABORATORY		6			6
MAXCARE CLINIC			6	100%	6
INTERNAL MEDICINE LIPID AND WELNNESS PRACTICE			6	100%	6
CHILDREN'S HOSPITAL OF PHILADELPHIA		5	1	17%	6
CVS MA6505POCT NEWTON		6			6
ASCENSION ST VINCENT'S CLAY COUNTY			6	100%	6
SANDGATE GARDENS REHAB & NURSING CENTER		3	3	50%	6
MINUTECLINIC LLC #5041		2	4	67%	6
DEPT OF VA MEDICAL CENTER - RICHMOND		5	1	17%	6
IVY ROSEN MD PLLC		6			6
MINUTECLINIC DIAGNOSTIC OF OHIO #4401		6			6
MERCY COLLEGE HEALTH OFFICE		6			6
OCALA REGIONAL KIDNEY CENTER EAST		2	4	67%	6
BROWARD TRANSITIONAL CENTER			6	100%	6
MEDEXPRESS URGENT CARE - IRVING		6			6
CVS GA2147POCT KENNESAW		5	1	17%	6
TERENCE B MITCHELL MD, INC		2	4	67%	6
CVS GA3766POCT DACULA		4	2	33%	6
MEDEXPRESS URGENT CARE-HERSHEY		5	1	17%	6
NORTH FLORIDA PEDIATRICS JASPER			6	100%	6
SV DIAGNOSTIC LAB			6	100%	6
TERRACINA LLC		1	5	83%	6
PANCARE HEALTH - ALTHA PUBLIC			6	100%	6
WELLSTAR COBB HOSPITAL		5	1	17%	6
MOULTRIE CREEK NURSING AND REHAB			6	100%	6
FLORIDA DEPARTMENT OF HEALTH IN SARASOTA COUNTY		5	1	17%	6
PALM HARBOR DERMATOLOGY		4	2	33%	6
CLINICAL CARE ASSOCIATES			6	100%	6
UT MEMPHIS UNIVERSITY HEALTH SERVICES			6	100%	6
FLEET LANDING			6	100%	6
PANCARE HEALTH - KATE SMITH ELEMENTARY		1	5	83%	6

COVID-19: testing by laboratory

Data through Mar 29, 2021 verified as of Mar 30, 2021 at 09:25 AM

Data in this report are provisional and subject to change.

The numbers in the table below represent the number of Florida and non-Florida residents for whom test results were received by the Department of Health. A person can be tested by more than one laboratory and can have both positive and negative results. **Therefore, the sum of the numbers in each column will be larger than the total number of people tested.**

Reporting lab	Inconclusive	Negative	Positive	Percent positive	Total
MIAMI RESCUE MISSION CLINIC INC			6	100%	6
MINUTECLINIC DIAGNOSTIC OF VIRGINIA, LLC #1656		6			6
NORTHEAST ALABAMA REGIONAL MEDICAL CENTER		3	3	50%	6
VIERA PEDIATRICS		1	5	83%	6
PREMIER FAMILY HEALTH PA			6	100%	6
ALL4KIDZ PEDIATRICS LLC		3	3	50%	6
MINUTECLINIC, LLC #03268		5	1	17%	6
MEDEXPRESS URGENT CARE - YORK		3	3	50%	6
CARESOUTH HHA HOLDINGS OF THE BAY AREA LLC		6			6
Kroger 673 - The Little Clinic Dallas		5	1	17%	6
NEMOURS CHILDREN'S URGEN CARE			6	100%	6
CAPE CORAL URGENT CARE		3	3	50%	6
ENIGMA DIAGNOSTIC, INC.			6	100%	6
CVS NATIONAL HARBOR MD2297714CV		6			6
CONCENTRA			6	100%	6
TEXAS MEDCLINIC			6	100%	6
BOCA VIPEDIATRICS			6	100%	6
LAKEVIEW TERRACE HOME HEALTH SERVICES LLC			6	100%	6
CVS IN6713POCT BLOOMINGTON		6			6
ELITE MD GROUP INC		2	4	67%	6
THE CLINIC PREMISE HEALTH			6	100%	6
UNILAB OF DADE INC			6	100%	6
CVS MD2956POCT NEW MARKET		5	1	17%	6
CURATIVE CARE CENTER INC		1	5	83%	6
TAMIAMI LAB MILLENIUM			6	100%	6
MINUTECLINIC DIAGNOSTICS OF IND LLC		3	3	50%	6
FHPG_EXP CARE PALM HARBOR			6	100%	6
CVS PA813POCT RICHBORO		6			6
TIMBER CREEK PEDIATRICS		6			6
FAMILY CARE MEDICAL CENTER			6	100%	6
MINUTECLINIC DIAGNOSTIC OF VIRGINIA, LLC #255		6			6
PUBLIC HEALTH LAB		6			6
MARSHALL MEDICAL CENTER SOUTH LAB		5	1	17%	6
CVS SC7334POCT LEXINGTON		5	1	17%	6
THE PALMS REHABILITATION AND HEALTHCARE CENTER		5	1	17%	6
WEST DADE PEDIATRICS			6	100%	6
RIVER CITY PRIMARY AND URGENT CARE			6	100%	6
MEDEXPRESS URGENT CARE - BLUEFIELD		5	1	17%	6
FLORIDA PREMIER MEDICAL CARE PA			6	100%	6
DANIEL M LIBBY MD PLLC		6			6
PHYSICIANS URGENT CARE BERRY FARMS		4	2	33%	6
URGENT TEAM - HUNTSVILLE		5	1	17%	6
FRESENIUS KIDNEY CARE DUNEDIN			6	100%	6
CAREWELL 301 - WARWICK			6	100%	6
MEDICAL CENTER AT OCEAN REEF		1	5	83%	6
BNR PHARMACY INC		6			6
MEDEXPRESS URGENT CARE - MT LEBANON		4	2	33%	6

COVID-19: testing by laboratory

Data through Mar 29, 2021 verified as of Mar 30, 2021 at 09:25 AM

Data in this report are provisional and subject to change.

The numbers in the table below represent the number of Florida and non-Florida residents for whom test results were received by the Department of Health. A person can be tested by more than one laboratory and can have both positive and negative results. **Therefore, the sum of the numbers in each column will be larger than the total number of people tested.**

Reporting lab	Inconclusive	Negative	Positive	Percent positive	Total
HELIX KH UC			5	100%	5
FLORIDA HEALTHCARE OF ORLANDO			5	100%	5
WILSON PEDIATRICS			5	100%	5
ORLANDO HEALTH PHYSICIAN GROUP			5	100%	5
UCF STUDENT HEALTH SERVICES LABORATORY		2	3	60%	5
RIO PINAR HEALTH CARE			5	100%	5
WOODHULL MEDICAL AND MENTAL HEALTH CTR		5			5
SCIENCE CARE			5	100%	5
PAUL GRECO MD CONCIERGE MEDICAL SERVICES PL		5			5
DEPARTMENT OF HEALTH AND HUMAN SERVICES LANSING			5	100%	5
ARC POINT LABS OF AUSTIN NORTH			5	100%	5
URGENT TEAM - NASHVILLE		5			5
EAST BANK HOSPITAL - UNIVERSITY OF MINNESOTA MEDICAL CENTER			5	100%	5
ST JOHNS BIOMEDICAL LAB		5			5
MANATEE COUNTY JAIL		4	1	20%	5
REHABILITATION CENTER AT JUPITER GARDENS		5			5
MY WELLNESS EXPRESS			5	100%	5
WEST PACIFIC MEDICAL LABORATORY			5	100%	5
REDMED OF CROSSTOWN		2	3	60%	5
JOHN T MACKAY MD			5	100%	5
ELITE CARE			5	100%	5
UW MEDICINE VIROLOGY LAB			5	100%	5
CELEBRATION PEDIATRICS PA			5	100%	5
FHPG FAMILY MEDICAL CENTER OF TAMPA BAY		1	4	80%	5
SCOTTS PHARMACY		5			5
INFECTION CONTROL/ EMPHEALTH		3	2	40%	5
BAYSHORE LABORATORY		4	1	20%	5
LEHIGH REGIONAL MEDICAL CENTER LABORATORY		3	2	40%	5
AUGUSTA HEALTH			5	100%	5
MORGAN STANLEY HEALTH CENTER		5			5
CVS PA2582POCT SPRINGFIELD		3	2	40%	5
MINUTECLINIC, LLC #1452		5			5
ABSOLUTE HEALTH		5			5
PINECREST PEDIATRICS GROUP LLC			5	100%	5
CVS SC5479POCT INDIAN LAND		5			5
OURMED		4	1	20%	5
ENT AND ALLERGY ASSOCIATES OF FLORIDA, LLC			5	100%	5
Oakwood - North Baldwins Center for Living		5			5
THE LITTLE CLINIC			5	100%	5
NORTHPORT MEDICAL CENTER LAB		5			5
COLUMBIA MEMORIAL HOSPITAL LABORATORY		5			5
LAKE NONA PEDIATRICS IN ASSOCIATION WITH NEMOURS		5			5
AMERICAN MEDICAL RESPONSE - DENVER		2	3	60%	5
CVS SC5550POCT CLOVER		4	1	20%	5
LAFAYETTE NURSING AND REHAB			5	100%	5
GENTLE HANDS MOBILE PHLEBOTOMY			5	100%	5
VEIL VALLEY MEDICAL CENTER			5	100%	5

COVID-19: testing by laboratory

Data through Mar 29, 2021 verified as of Mar 30, 2021 at 09:25 AM

Data in this report are provisional and subject to change.

The numbers in the table below represent the number of Florida and non-Florida residents for whom test results were received by the Department of Health. A person can be tested by more than one laboratory and can have both positive and negative results. **Therefore, the sum of the numbers in each column will be larger than the total number of people tested.**

Reporting lab	Inconclusive	Negative	Positive	Percent positive	Total
MEDICAL UNIVERSITY SC HOSPITAL			5	100%	5
CVS MA2172POCT NORTH GRAFTON		5			5
ST BARNABAS HOSPITAL		5			5
ARKANSAS DEPARTMENT OF HEALTH			5	100%	5
MEDEXPRESS URGENT CARE - FREDERICK		5			5
THE CLINIC OF PEDIATRICS & GI MEDICINE, INC			5	100%	5
SAFETY HARBOR SENIOR LIVING			5	100%	5
MIZELL MEMORIAL HOSPITAL			5	100%	5
URGENT CARE OF ERWIN		5			5
MIAMI CANCER INSTITUTE			5	100%	5
CUMBERLAND HEIGHTS		5			5
INTERNAL MEDICINE & PRIMARY CARE ASSOCIATES, PLC			5	100%	5
LABCORP UNSPECIFIED		5			5
OHSU MOLECULAR MICROBIOLOGY LAB		4	1	20%	5
PRECISION DIAGNOSTICS INC - NJ		5			5
Enterprise Health and Rehabilitation Center		5			5
NORTHEAST GEORGIA MEDICAL CENTER		5			5
COMPLETE FAMILY CARE, LLC/UNIVERSITY OF SAINT MARY		5			5
FRANCES WARDE MEDICAL LABORATORY		2	3	60%	5
MIAMI MEDICAL CONSULTANT PA			5	100%	5
EASTCHESTER PEDIATRIC MEDICAL GROUP		5			5
MINUTECLINIC DIAGNOSTIC OF PENNSYLVANIA, LLD #1545		5			5
EAST CENTRAL FLORIDA OUT PATIENT IMAGING			5	100%	5
NORTH DADE NURSING AND REHABILITATION CENTER			5	100%	5
MINUTECLINIC 7196		4	1	20%	5
DICKSON MEDICAL ASSOCIATES PC PATH LAB		4	1	20%	5
CVS GA2841POCT LAWRENCEVILLE		5			5
ENCOMPASS HEALTH REHABILITATION		4	1	20%	5
WATERTOWN URGENT CARE PLLC		5			5
MEDEXPRESS URGENT CARE - BECKLEY CROSS		4	1	20%	5
STEUBEN COUNTY PUBLIC HEALTH		5			5
PRL NYC PANDEMIC RESPONSE LAB			5	100%	5
FINLAY		1	4	80%	5
RIVERVIEW ALF OPERATOR LLC			5	100%	5
CVS NC3853POCT BURLINGTON		4	1	20%	5
GULF COAST VETERANS HCS PANAMA CITY OPC		5			5
OHIO DEPARTMENT OF HEALTH			5	100%	5
CITY OF WEST PALM BEACH EMPLOYEE & FAMILY HEALTH		5			5
Walker BaptistMedCtr		4	1	20%	5
URGENT MED INC		3	2	40%	5
SUTTER TRACY COMMUNITY HOSPITAL			5	100%	5
STATEN ISLAND CHAI CARE		5			5
CVS IL8751POCT CHICAGO		5			5
MD ANDERSON CANCER CENTER DI BAY AREA			5	100%	5
SUNSHINE STATE DIALYSIS			5	100%	5
CENTRAL JERSEY URGENT CARE		5			5
FOUNDCARE, INC			5	100%	5

COVID-19: testing by laboratory

Data through Mar 29, 2021 verified as of Mar 30, 2021 at 09:25 AM

Data in this report are provisional and subject to change.

The numbers in the table below represent the number of Florida and non-Florida residents for whom test results were received by the Department of Health. A person can be tested by more than one laboratory and can have both positive and negative results. **Therefore, the sum of the numbers in each column will be larger than the total number of people tested.**

Reporting lab	Inconclusive	Negative	Positive	Percent positive	Total
MARINA ISLE ASSISTED LIVING		5			5
NOVADX		2	3	60%	5
DAVENPORT PEDIATRICS PA		1	4	80%	5
CELERION			5	100%	5
FORSYTH HOUSE			5	100%	5
MINUTE-CLINIC DIAGNOSTIC OF VIRGINIA,		5			5
FRESENIUS MEDICAL CARE			5	100%	5
FRESENIUS KIDNEY CARE SOUTH ORLANDO			5	100%	5
MINUTECLINIC DIAGNOSTIC OF SC, LLC #4		5			5
MINUTECLINIC DIAGNOSTIC OF OHIO #6147		4	1	20%	5
SONATA VERO BEACH		5			5
PM PEDIATRICS OF BAYSIDE PLLC		5			5
ADVANCED PEDIATRICS OF BOCA LLC			5	100%	5
UNIVERSITY OF CHICAGO MEDICAL CENTER LAB			5	100%	5
MCKENZIE-WILLAMETTE MEDICAL CENTER LAB		5			5
Robert Wood Johnson University Hospital		4	1	20%	5
FAMILY TREE DNA			5	100%	5
CHAMPLAIN VALLEY PHYSICIANS HOSPITAL		3	2	40%	5
QUALITY MEDICAL CARE			5	100%	5
MINUTECLINIC DIAG OF IND, LLC #6910		5			5
TALLAHASSEE MEMORIAL HEALTHCARE			5	100%	5
WHITE WILSON MEDICAL CENTER - FWB		1	4	80%	5
MINUTE CLINIC DIAGNOSTIC OF NORTH CAROLINA		5			5
CVS MI8049POCT WATERFORD		4	1	20%	5
MINUTECLINIC, LLC #09202		4	1	20%	5
Kroger 449 - The Little Clinic Mountain Park		4	1	20%	5
TRUSTBRIDGE			5	100%	5
DISCOVERY VILLAGE AT STUART		2	3	60%	5
CLEVELAND CLINIC MARTIN HEALTH NURSING & RESTORATIVE		5			5
NORTHERN MICHIGAN UNIVERSITY ATHLETICS		5			5
SOUTH FLORIDA FAMILY HEALTH & RESEARCH CTR			5	100%	5
QUINTON MEMORIAL HEALTH CARE CENTER		5			5
INNOVATIVE COVID-DIVERSEY			5	100%	5
Kennedy University Hospital		5			5
PM PEDIATRICS OF SELDEN		3	2	40%	5
PHYSICIANS IMMEDIATE CARE ELGIN			5	100%	5
SOUTH BEND MEDICAL FOUNDATION			5	100%	5
MINUTECLINIC DIAG OF IND LLC #6840		5			5
HILLSBOROUGH COUNTY HEALTH DEPARTMENT			5	100%	5
COPELAND MEDICAL CLINIC		3	2	40%	5
CVS SC1540POCT MYRTLE BEACH		4	1	20%	5
CVS TN7698POCT KNOXVILLE		5			5
IAN C BOYKIN MD		4	1	20%	5
SJH			5	100%	5
MINUTECLINIC DIAGNOSTIC OF RHODE ISLAN		5			5
MEDEXPRESS URGENT CARE- COLUMBIA HEIGH		5			5
SANTOS REHABILITATION CENTER INC			5	100%	5

COVID-19: testing by laboratory

Data through Mar 29, 2021 verified as of Mar 30, 2021 at 09:25 AM

Data in this report are provisional and subject to change.

The numbers in the table below represent the number of Florida and non-Florida residents for whom test results were received by the Department of Health. A person can be tested by more than one laboratory and can have both positive and negative results. **Therefore, the sum of the numbers in each column will be larger than the total number of people tested.**

Reporting lab	Inconclusive	Negative	Positive	Percent positive	Total
BEECHTREE MOLECULAR LAB LLC			5	100%	5
NORTHSIDE GWINNETT HOSPITAL		4	1	20%	5
VILLAGES HEALTH, THE		4	1	20%	5
MID - FLORIDA PATHOLOGY LLC		1	4	80%	5
UNIVERISTY OF MEMPHIS ATHLETIC TRAINI		5			5
CVS HEALTH, #1994		4	1	20%	5
MINUTECLINIC, LLC #1431		4	1	20%	5
COOPER HOSPITAL/UNIVERSITY MEDICAL		5			5
NELSON BIOLOGICAL			5	100%	5
ADVICE FOR OPTIMAL WELLNESS		2	3	60%	5
MINUTE CLINIC DIAGNOSTIC OF VIRGINIA, LLC #7543		5			5
AHC Decatur County		5			5
MEDICAL CENTER OF BLOUNTSTOWN			5	100%	5
SIGNATURE URGENT CARE			5	100%	5
JUPITER ISLAND MEDICAL CLINIC INC		5			5
LAKE COUNTY DETENTION CENTER		3	2	40%	5
CVS NC2313POCT RALEIGH		4	1	20%	5
Kroger 099 - The Little Clinic Fort Collins		5			5
COMPREHENSIVE CLINICAL RESEARCH, LLC			5	100%	5
ADVENTHEALTH MEDICALGROUP PEDIATRICS AT ORLANDO		5			5
BROWNE MEDICAL LLC		3	2	40%	5
NIBHA MEDIRATTA MD PL			5	100%	5
HENDRY/GLADES COUNTY HEALTH DEPARTMENT		4	1	20%	5
THE UNIVERSITY OF VERMONT MEDICAL CENTER		4	1	20%	5
BAPTIST HEALTH - TOWN CENTER			5	100%	5
MEDEXPRESS URGENT CARE FOX CHAPEL		5			5
PEDIATRICS OF CENTRAL FLORIDA – POINCIANA		3	2	40%	5
CVS NV9841POCT RENO		2	3	60%	5
FLORIDA PRIMARY & SPECIALTY CARE		5			5
CVS TX5877POCT PEARLAND		5			5
INDIANA STATE DEPARTMENT OF HEALTH LABORATORIES			5	100%	5
CVS MA1852POCT MEDWAY		5			5
PEDIATRIC URGENT HEALTH CARE			5	100%	5
MEDEXPRESS URGENT CARE - WILLIAMSPORT		4	1	20%	5
WESTMINSTER SHORES			5	100%	5
CYPRESS CREEK MEDICAL CENTER			5	100%	5
FLAGLER HEALTH SERVICES INC			5	100%	5
ATLANTIC SURGERY CENTER OF JACKSONVILLE BEACH		5			5
OMNICARE PHARMACY OFTEXAS 1, LP DBA OMNICARE		5			5
XRL SXF REF LAB		5			5
QUATRACOR PLLC		5			5
HENDRY REGIONAL CONVENIENT CARE CENTER			5	100%	5
DIAMOND SPEEDWAY DIALYSIS		1	4	80%	5
MINUTECLINIC, LLC #7139		5			5
CARL R DARNALL ARMY MEDICAL CENTER			5	100%	5
TESTD			5	100%	5
SEACOAST PATHOLOGY PROFESSIONAL ASSOC		5			5

COVID-19: testing by laboratory

Data through Mar 29, 2021 verified as of Mar 30, 2021 at 09:25 AM

Data in this report are provisional and subject to change.

The numbers in the table below represent the number of Florida and non-Florida residents for whom test results were received by the Department of Health. A person can be tested by more than one laboratory and can have both positive and negative results. **Therefore, the sum of the numbers in each column will be larger than the total number of people tested.**

Reporting lab	Inconclusive	Negative	Positive	Percent positive	Total
NORTH SHORE HEMATOLOGY-ONCOLOGY ASSOCIATES, PC		5			5
UF HEALTH PATHOLOGY LABORATORIES			5	100%	5
CVS OH10893POCT PARMA		2	3	60%	5
KETTERING HEALTH			5	100%	5
Life Care Center of Estero			5	100%	5
SHEEPSHEAD BAY URGENT CARE		5			5
PIEDMONT ATHENS REGIONAL MEDICAL		4	1	20%	5
LPG PEDIATRICS AT CAPE CORAL		5			5
MASSASHUSETTS STATE LAB INSTITUTE		2	3	60%	5
VISTACARE PHARMACY I		5			5
FLORIDA HOSPITAL LAKE MARY		5			5
MEDEXPRESS URGENT CARE - LOGAN		5			5
OCHSNER MEDICAL CENTER			5	100%	5
LABS PLUS LLC		5			5
Army Residence Community		5			5
BIOTECH CLINICAL LABORATORY			5	100%	5
ADVENTHEALTH CAR CENTER APOPKA			5	100%	5
EAST SIDE CLINICAL LABORATORY		4	1	20%	5
LIFEPLUS HEALTHCARE GROUP INC		5			5
ALLIANCE FOR MULTISPECIALTY RESEARCH		5			5
MOUNT SINAI BROOKLYN LABORATORY		4	1	20%	5
OPTUMCARE FLORIDA, LLC		3	2	40%	5
CFP PHYSICIANS GROUP			5	100%	5
OCCMED SOLUTIONS		2	3	60%	5
PATIENT FIRST - LEESBURG			5	100%	5
MEDEXPRESS URGENT CARE - MBURG COMMONS		5			5
LAKEVIEW HEALTHCARE SYSTEM LLC			5	100%	5
URGENT CARE COASTAL GA			5	100%	5
CVS TX7821POCT LEAGUE CITY		5			5
RUSH UNIVERSITY MEDICAL CENTER LABORATORY			5	100%	5
MINUTECLINIC # 21110		3	2	40%	5
LAKE MARY HEALTH AND REHABILITATION CENTER		1	4	80%	5
CVS NV408817POCT LAS VEGAS		1	4	80%	5
APOLLO GARDENS RETIREMENT RESIDENCE CARE		5			5
THE DOCTORS CENTER HEALTHCARE-SOUTHSIDE		1	4	80%	5
BLUETAIL MEDICAL GROUP, LLC		4	1	20%	5
FLORIDA PRIMARY CARE AND SPORTS MEDICINE INC		2	3	60%	5
MEDEXPRESS URGENT CARE SHADYSIDE		4	1	20%	5
JACKSON SOUTH COMMUNITY HOSPITAL LAB			5	100%	5
SEASIDE MANOR			5	100%	5
GREENVILLE MEMORIAL HOSPITAL LAB			5	100%	5
BAPTIST HOSPITAL EMPLOYEE HEALTH OFF			5	100%	5
PRINCIPLE HOSPICE SERVICE, LLC			5	100%	5
JOSEF SCHENKER, MD, PC		5			5
QUEST DIAGNOSTICS PSC		1	4	80%	5
SLOPESIDE LABS AND TESTING, LLC - THE HIDEOUT AT BUTTERMILK MOUNTAIN		5			5
AEL KNOXVILLE			5	100%	5

COVID-19: testing by laboratory

Data through Mar 29, 2021 verified as of Mar 30, 2021 at 09:25 AM

Data in this report are provisional and subject to change.

The numbers in the table below represent the number of Florida and non-Florida residents for whom test results were received by the Department of Health. A person can be tested by more than one laboratory and can have both positive and negative results. **Therefore, the sum of the numbers in each column will be larger than the total number of people tested.**

Reporting lab	Inconclusive	Negative	Positive	Percent positive	Total
NORTHWOOD UNIVERSITY-BENNETT SPORTS CENTER		5			5
MINUTE CLINIC, LLC #1434		5			5
BROOKDALE NEW PORT RICHEY			5	100%	5
GENESIS FAMILY PRACTICE		3	2	40%	5
EGL GENETICS DIAGNOSTICS			5	100%	5
HAWTHORNE HEALTH AND REHABILITATION			5	100%	5
PEDIATRICS OF ALTAMONTE		5			5
PARADIGM LABORATORIES			5	100%	5
PIEDMONT HOSPITAL LAB			5	100%	5
CVS NC2771POCT CLAYTON		4	1	20%	5
ADVANCED URGENT CARE OF MARATHON		1	4	80%	5
MEDEXPRESS URGENT CARE-MUNCIE		5			5
LIVING WATERS MEDICAL CENTER			5	100%	5
CAREHERE LCS- EUSTIS			5	100%	5
MEDEXPRESS URGENT CARE - WEIRTON		5			5
CVS IL8747POCT CHICAGO		5			5
SOUTHERN OCEAN MEDICAL CENTER		5			5
FLORIDA DEPARTMENT OF HEALTH - INVERNESS		3	2	40%	5
FIFTH AVENUE PEDIATRICS		3	2	40%	5
CVS MA957POCT WEST SPRINGFIELD		5			5
MEDEXPRESS - COLLINSVILLE BELT LINE		3	2	40%	5
LPG COCONUT POINT - FAMILY/ INTERNAL MEDICINE		5			5
HERNANDO PASCO HOSPICE INC		4	1	20%	5
MINNESOTA DEPARTMENT OF HEALTH PUBLIC HEALTH LABORATORY DIVISION	1		4	80%	5
KEYSTONE REHABILITATION AND HEALTH CENTER		1	4	80%	5
BAYCARE MEDICAL GROUP, INC		5			5
BOROPARK URGENT CARE		4	1	20%	5
ADVENTHEALTH MEDICAL GROUP INTERNAL MEDICINE AT		1	4	80%	5
BIOREFERENCE LABORATORIES			5	100%	5
LEVY COUNTY SHERRIF'S DEPT			5	100%	5
COMPUNET CLINICAL LAB			5	100%	5
NOVANT HEALTH UVA		2	3	60%	5
INDIAN RIVER PRIMARY CARE PA		5			5
THE RETREAT AT PORT ORANGE			5	100%	5
COMMONS AT ORLANDO LUTHERAN TOWERS SNF			5	100%	5
JOE DIMAGGIO CHILDREN'S HOSPITAL		1	4	80%	5
PRECISION LABS LLC		2	3	60%	5
DIAGNOSTECHS		4	1	20%	5
ALPHADERA LABS, LLC			5	100%	5
TANNER MEDICAL CENTER EAST AL		5			5
MEDEXPRESS URGENT CARE MURRYSVILLE		3	2	40%	5
FLORIDA CLINICAL LABORATORY - BIOREFERENCE LABORATORIES		2	3	60%	5
JOINT AMBULATORY CARE CENTER		5			5
MCR HEALTH LAWTON CHILES ADMINISTRATION STE A		1	4	80%	5
UPMC HEALTH SYSTEM		4	1	20%	5
PUTNAM HOSPITAL CENTER LABORATORY		5			5
RELIANT IMMUNE DIAGNOSTICS			5	100%	5

COVID-19: testing by laboratory

Data through Mar 29, 2021 verified as of Mar 30, 2021 at 09:25 AM

Data in this report are provisional and subject to change.

The numbers in the table below represent the number of Florida and non-Florida residents for whom test results were received by the Department of Health. A person can be tested by more than one laboratory and can have both positive and negative results. **Therefore, the sum of the numbers in each column will be larger than the total number of people tested.**

Reporting lab	Inconclusive	Negative	Positive	Percent positive	Total
MD NOW MEDICAL CENTER INC			5	100%	5
CVS AZ10150POCT PHOENIX		4	1	20%	5
RURAL HEALTH CARE INC			5	100%	5
CVS TX2263POCT SAN ANTONIO		5			5
BEACH HOUSE		5			5
COVID TESTING LLC			5	100%	5
MEDEXPRESS URGENT CARE - MOUNTAIN HOME		4	1	20%	5
PELICAN LANDING		1	4	80%	5
CLINICAL CARE INC			5	100%	5
UNIVERSITY OF MIAMI / SCCC RESEARCH LABORATORY			5	100%	5
CVS OH2518POCT COLUMBUS		4	1	20%	5
Hiawatha Care Center		5			5
RHEA MEDICAL CENTER		5			5
CVS OH3080POCT HUBER HEIGHTS		5			5
MINUTECLINIC LLC #4449		4	1	20%	5
AHF PUBLIC HEALTH LABORATORY			5	100%	5
DOCS URGENT CARE		1	4	80%	5
MEASE CONTINUING CARE		3	2	40%	5
CARENOW URGENT CARE - CENTRAL AUSTIN		1	4	80%	5
INFINITI LABS INC			4	100%	4
WOMEN'S CARE FLORIDA, LLC		4			4
PARKWAY DRUGS OF ONEIDA COUNTY NORTH I		3	1	25%	4
Health Care Center of Jacksonville			4	100%	4
MINUTECLINIC DIAG OF IND, LLC #6472		4			4
PM PEDIATRICS OF SELDEN PLLC		4			4
GENEVA GENERAL HOSPITAL LABORATORY		3	1	25%	4
KENTUCKY CABINET FOR HEALTH AND FAMILY SERVICES			4	100%	4
MINUTECLINIC, LLC #07852		4			4
L3HARRIS FAMILY MEDICAL CENTER			4	100%	4
MEDEXPRESS URGENT CARE - WESTFIELD, E MAIN ST		3	1	25%	4
ManorCare Health Services Camp Hill		4			4
ROAN DRUG COMPANY LLC		4			4
ADVANCED URGENT CARE LLC		1	3	75%	4
MINNESOTA DEPARTMENT OF HEALTH LABORATORY	1		3	75%	4
MAINE DEPARTMENT OF HEALTH AND HUMAN SERVICES			4	100%	4
ELDER ALTERNATIVES INC		3	1	25%	4
Bon Secours Place		3	1	25%	4
MED EXPRESS URGENT CARE PC - MARYLAND		3	1	25%	4
SOUTHEASTERN REGIONAL MEDICAL CENTER			4	100%	4
Kroger 186 - The Little Clinic Holiday Manor		3	1	25%	4
Loretto Health and Rehabilitation Center		4			4
SIGNATURE CARE MONTROSE		2	2	50%	4
ACCESS RECOVERY SOLUTIONS LLC			4	100%	4
Calusa Harbour			4	100%	4
FHCP - ORMOND BEACH			4	100%	4
CVS GA2279POCT SUWANEE		4			4
LATCHER LABORATORY OF A O FOX MEMORIAL		2	2	50%	4

COVID-19: testing by laboratory

Data through Mar 29, 2021 verified as of Mar 30, 2021 at 09:25 AM

Data in this report are provisional and subject to change.

The numbers in the table below represent the number of Florida and non-Florida residents for whom test results were received by the Department of Health. A person can be tested by more than one laboratory and can have both positive and negative results. **Therefore, the sum of the numbers in each column will be larger than the total number of people tested.**

Reporting lab	Inconclusive	Negative	Positive	Percent positive	Total
CELAL GUROL ERBAY, MD			4	100%	4
Kroger 895 - The Little Clinic Green Hills		4			4
FLORIDA MEDICAL ASSOCIATES LLC			4	100%	4
CVS OH3393POCT AURORA		3	1	25%	4
STONE CLINICAL LABORATORIES OF FL LLC		4			4
MINUTE CLINIC #8979		4			4
BARRANCO CLINIC PA, THE	1	3			4
SONIC REFERENCE LABORATORY			4	100%	4
WE CARE - CARNIVAL CRUISELINE		4			4
PHYSICIANS QUALITY CARE			4	100%	4
UF HEALTH PATHOLOGY LABORATORIES			4	100%	4
CVS MA594POCT FALMOUTH		4			4
MINUTECLINIC DIAGNOSTIC MED GRP OF SAN		3	1	25%	4
MEDICINE SHOPPE #1306 THE		3	1	25%	4
ADVENTHEALTH NEW SMYRNA BEACH COMMUNITY HEALTH			4	100%	4
ADVENTHEALTH MEDICAL GROUP COMMUNITY MEDICINE		3	1	25%	4
MINUTECLINIC DIAGNOSTIC OF OHIO #2964		4			4
CVS OH6149POCT UPPER ARLINGTON		2	2	50%	4
EXTENDICARE HEALTH & REHAB CENTER		4			4
BAYLOR ESOTERIC AND MOLECULAR LAB			4	100%	4
THONOTOSASSA COMMUNITY HEALTH CENTER		1	3	75%	4
NOT GIVEN		1	3	75%	4
CVS TX8387POCT AUSTIN		4			4
OKLAHOMA STATE UNIVERSITY DIAGNOSTIC LAB			4	100%	4
AFTER HOURS PEDS			4	100%	4
IMA MEDICAL CENTER OF OVIEDO			4	100%	4
RELIANT ACUTE CARE			4	100%	4
REFUGE A HEALING PLACE, THE			4	100%	4
USCG SECTOR ST PETE		1	3	75%	4
Kroger 959 - The Little Clinic Carmel		4			4
CELEBRATION PEDIATRICS			4	100%	4
KAILOS GENETICS INC		2	2	50%	4
CRESTAR LABS		2	2	50%	4
LB Broen Home		4			4
Heartland of Boynton Beach			4	100%	4
Kroger 339 - The Little Clinic Highlands - Bardstown Road		4			4
MEDEXPRESS URGENT CARE - KOKOMO		4			4
Marian Manor, Inc		4			4
CULLMAN REGIONAL URGENT CARE		3	1	25%	4
PARADISE VILLA ALF INCORPORATED		4			4
MEDEXPRESS URGENT CARE - TULSA, S YALE AVE		4			4
ADVENT HEALTH MEDICAL GROUP		3	1	25%	4
Willowbrooke Court at Country House		4			4
POWERS PEDIATRICS			4	100%	4
CVS MA394POCT SEEKONK		4			4
CVS MA1845POCT WILMINGTON		3	1	25%	4
WINCHESTER MEDICAL CENTER			4	100%	4

COVID-19: testing by laboratory

Data through Mar 29, 2021 verified as of Mar 30, 2021 at 09:25 AM

Data in this report are provisional and subject to change.

The numbers in the table below represent the number of Florida and non-Florida residents for whom test results were received by the Department of Health. A person can be tested by more than one laboratory and can have both positive and negative results. **Therefore, the sum of the numbers in each column will be larger than the total number of people tested.**

Reporting lab	Inconclusive	Negative	Positive	Percent positive	Total
MONTANA DEPARTMENT OF PUBLIC HEALTH & HUMAN SERVICES			4	100%	4
DASCENA LABORATORY			4	100%	4
TRUE HEALTH- HOFFNER		3	1	25%	4
NEULIFE NEUROLOGICAL SERVICES LLC			4	100%	4
CARENOW URGENT CARE - WINTER SPRINGS		3	1	25%	4
CVS MN6811POCT PLYMOUTH		4			4
MINUTECLINIC DIAGNOSTIC OF NORTH CARO		4			4
CAPTAIN JAMES A. LOVELL FEDERAL HEALTHCARE CENTER			4	100%	4
LAKE MARY PEDIATRICS			4	100%	4
MEDEXPRESS URGENT CARE - SOMERSET TOWNSHIP		4			4
APOPKA FAMILY HEALTH CENTER		3	1	25%	4
HUNT CLUB MEDICAL CARE			4	100%	4
SKYLINE UROLOGY		4			4
JFK INTERNAL MEDICINE FACULTY PRACTICE		2	2	50%	4
WILLIAM A HINTON STATE LABORATORY INSTITUTE		1	3	75%	4
CVS IN5696POCT FORT WAYNE		4			4
WINDER NURSING INC DBA WINDER HEALTH CARE		4			4
FAMILY MEDICINE AT WATERMAN		4			4
MILLER COUNTY HOSPITAL		4			4
BLOOMIN BRANDS WELLNESS CENTER		3	1	25%	4
SOUTHLAND SUITES OF LAKELAND			4	100%	4
MINIUTECLINIC DIAG OF IND, LLC #6553		4			4
WALGREENS #03287		4			4
CVS PA10034POCT PITTSBURGH		4			4
OHIO CVS STORES		3	1	25%	4
ORANGE COUNTY HEALTH DEPARTMENT		2	2	50%	4
MINUTECLINIC LLC # 3401		4			4
GENUS DIAGNOSTICS			4	100%	4
IMIC INC RESEARCH			4	100%	4
PINELLAS POINT NURSING AND REHAB			4	100%	4
CLINICAL LABORATORIES OF THE BUFFALO		3	1	25%	4
CVS MD1515POCT LEONARDTOWN		3	1	25%	4
CVS MO10053POCT SAINT PETERS		4			4
MEMORIAL HEALTHCARE SYSTEM		1	3	75%	4
RML PHARMACY PC		4			4
MEDEXPRESS URGENT CARE - WALDORF, CRAIN HWY		4			4
CVS ME329POCT PORTLAND		4			4
HARBOUR ISLAND PEDIATRICS LLC			4	100%	4
SUMNER REGIONAL MEDICAL CENTER		3	1	25%	4
PORT ORANGE NURSING & REHAB			4	100%	4
UNIVERISTY OF MIAMI			4	100%	4
MEDEXPRESS URGENT CARE-PASADENA		4			4
UNIVERSITY OF MICHIGAN		2	2	50%	4
LAKE FOREST PARK OP CO LLC		4			4
ARCPPOINT LABS OF FORT LAUDERDALE, FL CENTRAL		1	3	75%	4
FLORIDA HEALTH CARE PLANS STIRLING CENTER			4	100%	4
NORTH OKALOOSA CLINIC CORP		1	3	75%	4

COVID-19: testing by laboratory

Data through Mar 29, 2021 verified as of Mar 30, 2021 at 09:25 AM

Data in this report are provisional and subject to change.

The numbers in the table below represent the number of Florida and non-Florida residents for whom test results were received by the Department of Health. A person can be tested by more than one laboratory and can have both positive and negative results. **Therefore, the sum of the numbers in each column will be larger than the total number of people tested.**

Reporting lab	Inconclusive	Negative	Positive	Percent positive	Total
SOUTH FLORIDA RESEARCH ORGANIZATION			4	100%	4
DISCOVERY VILLAGE AT DEERWOOD			4	100%	4
CAPITAL HEALTH LABORATORY INC			4	100%	4
Hillspring of Springboro		4			4
MEDEXPRESS URGENT CARE - WICHITA, S SENECA ST		2	2	50%	4
REELFOOT FAMILY WALK IN CLINIC		3	1	25%	4
SIGNATURE CARE EMERGENCY CENTER		2	2	50%	4
OVIDO CHILDRENS HEALTH CENTER LLC		1	3	75%	4
AIREVAC INTERNATIONAL		4			4
SHARP MEMORIAL HOSPITAL MICROBIOLOGY DEPT			4	100%	4
MERCY URGENT CARE			4	100%	4
ELIZABETH CITY HEALTH & REHABILITATION		4			4
MEDEXPRESS URGENT CARE PLEASANT HILLS		3	1	25%	4
CHILDREN'S MEDICAL GROUP		4			4
AIRPORT CLINIC			4	100%	4
AURORA BAYCARE UROLOGY			4	100%	4
RAS MEDICAL SOLUTIONS, LLC		3	1	25%	4
EPI			4	100%	4
MEDEXPRESS URGENT CARE, FAIRMONT		4			4
ELITE MEDICAL CENTER			4	100%	4
CVS TX7288POCT DALLAS		4			4
DEPARTMENT OF HEALTH AND HUMAN SERVICES		2	2	50%	4
HEART OF FLORIDA HEALTH CENTER INC		1	3	75%	4
HELIX DIAGNOSTIX		1	3	75%	4
TARPON SPRINGS PEDIATRICS, LLC			4	100%	4
CVS CA8850POCT HUNTINGTON BEACH		3	1	25%	4
MEMORIAL HEALTH CARE SYSTEMS			4	100%	4
DEACONESS HOSPITAL			4	100%	4
PATIENT FIRST - ALLENTOWN			4	100%	4
MINUTECLINIC DIAG OF IND, LLC #6648		3	1	25%	4
CVS M05655POCT LIBERTY		1	3	75%	4
MEDEXPRESS URGENT CARE- ALLISON PARK		2	2	50%	4
FAMILY MEDICAL CLINIC HOMESTEAD, LLC			4	100%	4
WELLMED AT FORT PIERCE		2	2	50%	4
MEDEXPRESS URGENT CARE LAVALE		4			4
MINUTECLINIC DIAGNOSTIC OF VIRGINIA, LLC		4			4
CVS MA2297677CV BOSTON		4			4
CORTLAND REGIONAL MEDICAL CENTER		4			4
MARK HOANG MD PA			4	100%	4
DEPARTMENT OF HEALTH/ NEW YORK			4	100%	4
MEDEXPRESS URGENT CARE - WEST ST PAUL, ROBERT ST S		3	1	25%	4
ManorCare Rehabilitation Center- Decatur		4			4
MINUTECLINIC OF NEVADA-2955 S FT APACH		4			4
LEON MEDICAL CENTERS, LLC			4	100%	4
CVS NJ862POCT MARLBORO		4			4
MEDEXPRESS URGENT CARE - MARKHAM STREE		3	1	25%	4
REGIONAL MEDICAL LAB			4	100%	4

COVID-19: testing by laboratory

Data through Mar 29, 2021 verified as of Mar 30, 2021 at 09:25 AM

Data in this report are provisional and subject to change.

The numbers in the table below represent the number of Florida and non-Florida residents for whom test results were received by the Department of Health. A person can be tested by more than one laboratory and can have both positive and negative results. **Therefore, the sum of the numbers in each column will be larger than the total number of people tested.**

Reporting lab	Inconclusive	Negative	Positive	Percent positive	Total
Crowne Health Care of Montgomery		4			4
CAREWELL 202			4	100%	4
NONA PEDIATRIC CENTER			4	100%	4
Park Ridge Nursing Center		3	1	25%	4
CVS IN7653POCT EVANSVILLE		3	1	25%	4
MINUTECLINIC DIAG OF IND LLC #1138		3	1	25%	4
FLORIDA HEART AND VASCULAR			4	100%	4
CVS PA1193POCT JENKINTOWN		4			4
MEDEXPRESS URGENT CARE- FORT WORTH N T		4			4
CVS MA447POCT NORTHAMPTON		2	2	50%	4
IVY CREEK URGENT CARE OF ENTERPRISE			4	100%	4
REHABILITATION CENTER OF WINTER PARK,THE			4	100%	4
MICHIGAN HEALTH CLINIC LABORATORIES		3	1	25%	4
CVS NC5532POCT SUMMERFIELD		4			4
CVS MA1095POCT AMHERST		4			4
CVS NJ836POCT RUNNEMEDE		4			4
H/L of WEst AShley Rhability and Nursing Center		4			4
MEDICAL CENTER ENTERPRISE			4	100%	4
WESLEY CHAPEL INTERNAL MEDICINE AND PEDIATRICS			4	100%	4
MEDEXPRESS URGENT CARE - SUMMERSVILLE, WEBSTER RD		4			4
FCHC (OB)-DARWIN SQUARE CTR.			4	100%	4
ACCENT PHYSICIAN SPECIALISTS PA		4			4
PRESBYTERIAN FAMILY HEALTHCARE-KASEMAN		4			4
HOME DOCS		2	2	50%	4
CVS AZ9210POCT SCOTTSDALE		4			4
PALATKA VA CBOC		4			4
DIAGNOSTIC & MEDICAL SPECIALISTS OF GREENWICH		2	2	50%	4
UNIVERSITY OF MIAMI STUDENT HEALTH SERVICE			4	100%	4
MONROE URGENT CARE		3	1	25%	4
TAPESTRY TALLAHASSEE WALDEN		4			4
CVS CA9606POCT TEMECULA		4			4
CORIZON HEALTH INC			4	100%	4
DEPARTMENT OF PATHOLOGY ROME MEMORIAL		3	1	25%	4
INTERMARKET FACILITY			4	100%	4
Kroger 125 - The Little Clinic Castle Rock		3	1	25%	4
Metro West Nursing and Rehab			4	100%	4
AIRCARE INTERNATIONAL		4			4
CENTRAL FLORIDA INTERNAL OCCUPATIONAL AND		4			4
THE OASIS ALF		4			4
CAREWELL URGENT CARE			4	100%	4
LOUISIANA DEPT. OF HEALTH AND HOSPITALS-INFECTIOUS DISEASE EPI SECTION			4	100%	4
COMMUNITY HEALTH CENTER OF WEST PALM BEACH			4	100%	4
GILCHRIST COUNTY HEALTH DEPT			4	100%	4
CARE ONE PRIMARY CARE			4	100%	4
HAMPTON ALF AT 24TH ROAD LLC			4	100%	4
FAMILY MEDICINE AT WINTER PARK			4	100%	4
MEDEXPRESS URGENT CARE MARTINSBURG		2	2	50%	4

COVID-19: testing by laboratory

Data through Mar 29, 2021 verified as of Mar 30, 2021 at 09:25 AM

Data in this report are provisional and subject to change.

The numbers in the table below represent the number of Florida and non-Florida residents for whom test results were received by the Department of Health. A person can be tested by more than one laboratory and can have both positive and negative results. **Therefore, the sum of the numbers in each column will be larger than the total number of people tested.**

Reporting lab	Inconclusive	Negative	Positive	Percent positive	Total
Westminster Manor		3	1	25%	4
MD ANDERSON			4	100%	4
CHIPOLA QUICK CARE		1	3	75%	4
DYNACARE LABORATORIES			4	100%	4
GRADY MEMORIAL HOSPITAL/MICRO			4	100%	4
Bethany Health and Rehab		4			4
MD NOW URGENT CARE - DELRAY WEST			4	100%	4
BETHPAGE EXTENDED HOURS CENTER		4			4
Kroger 124 - The Little Clinic University		3	1	25%	4
MINUTECLINIC DIAGNOSTIC OF PENNSYLVAN		3	1	25%	4
BOND & STEELE CLINIC PA D/B/A BOND CLINIC PA		4			4
MINUTECLINIC MINUTECLINIC #3665		4			4
UNC HOSPITAL/MCLENDON CLINICAL LABORATORIES			4	100%	4
MINUTECLINIC DIAGNOSTIC OF OHIO #6139		4			4
SOUTH FLORIDA PEDIATRIC PARTNERS			4	100%	4
BAPTIST HEALTH MEDICAL CENTER			4	100%	4
CVS SC2269POCT COLUMBIA		3	1	25%	4
PANCARE HEALTH YOUNGSTOWN			4	100%	4
CVS NC7051POCT WAKE FOREST		4			4
PRIMECARE		2	2	50%	4
MINUTECLINIC DIAGNOSTIC OF WISCONSIN, LLC		4			4
COVENIENT CARE MEDICAL CLINIC			4	100%	4
Chestnut Park Rehabilitation and Nursing Center		4			4
MINUTECLINIC DIAG OF IND, LLC #10190		4			4
TMH PHYSICIAN PARTNERS SOUTHWOOD		1	3	75%	4
PRINCETON BMC LABORATORY		4			4
WALGREENS #07034		4			4
BUCKINGHAM PLACE ALF		4			4
FLORIDA MEDICAL CLINIC -INTERNAL MED DADE CITY			4	100%	4
CAPE COD HOSPITAL			4	100%	4
UNION CITY MANOR NURSING CENTER		4			4
ALVARO J DANGOND MD PA		4			4
FLORIDA CANCER SPECIALISTS AND RESEARCH		2	2	50%	4
DTR LABS		3	1	25%	4
MEDEXPRESS URGENT CARE - LEDGEWOOD		3	1	25%	4
ASCENSION ST VINCENT'S MEDICAL CENTER		3	1	25%	4
CONSULATE HEATH CARE AT WEST ALTAMONTE			4	100%	4
NEMOURS CHILDREN'S CLINIC			4	100%	4
FLORENCE - HUNTSVILLE HOSPITAL URGENT CARE		3	1	25%	4
MEDEXPRESS URGENT CARE HUNTINGTON		4			4
ST LUCIE COUNTY HEALTH DEPARTMENT		3	1	25%	4
INVERNESS FAMILY CARE HIGH RISK PLLC			4	100%	4
PDL PHARMACY CORP			4	100%	4
LAKESIDE HOSPITAL BELLE GLADE			4	100%	4
INDUSTRY LAB DIAGNOSTIC PARTNERS			4	100%	4
CENTERPLACE HEALTH, INC			4	100%	4
PILGRIM PHARMACY INC		4			4

COVID-19: testing by laboratory

Data through Mar 29, 2021 verified as of Mar 30, 2021 at 09:25 AM

Data in this report are provisional and subject to change.

The numbers in the table below represent the number of Florida and non-Florida residents for whom test results were received by the Department of Health. A person can be tested by more than one laboratory and can have both positive and negative results. **Therefore, the sum of the numbers in each column will be larger than the total number of people tested.**

Reporting lab	Inconclusive	Negative	Positive	Percent positive	Total
State Lab Unspecifd			4	100%	4
MEDEXPRESS URGENT CARE - SOUTH PARKERSBURG		4			4
MEDEXPRESS - NEW CASTLE, DUPONT HWY		4			4
MINUTE-CLINIC DIAGNOSTIC OF VIRGINIA, LLC #3949		4			4
ADVENTHEALTH MEDICAL GROUP PEDIATRICS		1	3	75%	4
MINUTECLINIC DIAGNOSTIC MED GRP OF ORA		3	1	25%	4
MINUTECLINIC, LLC, DBA MINUTECLINIC #4		4			4
MEADOWS AT CYPRESS GARDENS, THE		3	1	25%	4
NATURE COAST PRIMARY CARE LAB LLC		1	3	75%	4
MINUTECLINIC, LLC #5707		4			4
CVS CT718POCT ANSONIA		4			4
INTRACOASTAL LABS INC		4			4
VIDANT MEDICAL CENTER			4	100%	4
MEDEXPRESS URGENT CARE - WAXAHACHIE, N HIGHWAY 77		2	2	50%	4
MINUTECLINIC LLC (2335)		3	1	25%	4
EXPRESS TESTING-ONE			4	100%	4
CULLMAN REGIONAL MEDICAL CENTER		3	1	25%	4
GUTHRIE MEDICAL GROUP - CORNING		3	1	25%	4
SunTerrace Health Care Center		3	1	25%	4
MINUTECLINIC DIAG OF IND, LLC #8645		4			4
BENEVA LAKES HEALTHCARE & REHAB CENTER			4	100%	4
DACH MAIN LAB			4	100%	4
MINUTE CLINIC DIAGNOSTIC OF VIRGINIA, LLC #6292		3	1	25%	4
SOUTHWESTERN REGIONAL MEDICAL CENTER - TULSA		4			4
PEACEHEALTH LABORATORIES		3	1	25%	4
ADVENTHEALTH GORDON		4			4
COLONIAL MEDICAL CENTER-EAST ORLANDO			4	100%	4
DERMATOLOGY SPECIALISTS OF FL - DR. JON WARD			4	100%	4
LIFE CARE HOME HEALTH SERVICES LLC		1	3	75%	4
Mill Valley Care Center		4			4
HAVEN CUSTEAD CARE CENTER		1	3	75%	4
MEDEXPRESS URGENT CARE, LANCASTER WEST		2	2	50%	4
ST. MARY'S HOSPITAL			4	100%	4
JOHNNIE RUTH CLARKE LAB			4	100%	4
BIOTEST PLASMA CENTER		4			4
BROOKDALE WEST BOYNTON BEACH		4			4
TRIDENT BIOMETRICS		3	1	25%	4
CAREATC, INC.			4	100%	4
MONTEFIORE MEDICAL CENTER LABS MONTEFIORE		3	1	25%	4
MEDFIRST URGENT CARE			4	100%	4
WALGREENS #04569		3	1	25%	4
HEALTHQUEST, INC		3	1	25%	4
WALGREENS #04176		3	1	25%	4
CVS PA1379POCT LANSDALE		4			4
CHIEFLAND MEDICAL CENTER LLC			4	100%	4
MAILBOX DIAGNOSTICS		2	2	50%	4
PHYSICIANS IMMEDIATE CARE AURORA			4	100%	4

COVID-19: testing by laboratory

Data through Mar 29, 2021 verified as of Mar 30, 2021 at 09:25 AM

Data in this report are provisional and subject to change.

The numbers in the table below represent the number of Florida and non-Florida residents for whom test results were received by the Department of Health. A person can be tested by more than one laboratory and can have both positive and negative results. **Therefore, the sum of the numbers in each column will be larger than the total number of people tested.**

Reporting lab	Inconclusive	Negative	Positive	Percent positive	Total
ASCENDI HOME HEALTH AGENCY INC			4	100%	4
CLINICAL CARE CENTER, INC			4	100%	4
MIAMI COMMUNITY HEALTH CENTER INC		1	3	75%	4
CVS IN3975POCT JEFFERSONVILLE		2	2	50%	4
COMMUNITY PHYSICIANS OF NORTH PORT PA			4	100%	4
AFFINITY URGENT CARE			4	100%	4
REMEDY URGENT CLINIC		2	2	50%	4
WYOMING PUBLIC HEALTH LAB			4	100%	4
URGENT CARE - OCONEE		2	2	50%	4
HARBORCHASE OF VILLAGES CROSSING			4	100%	4
CVS PA258POCT MCKEES ROCKS		4			4
MINUTECLINIC #2797		4			4
CVS SC4122POCT TAYLORS		4			4
GASTROENTEROLOGY ASSOC OF PENSACOLA, PA		2	2	50%	4
MINUTE CLINIC LLC #0169		4			4
PANCARE HEALTH - PONCE DE LEON			4	100%	4
CIMA MEDICAL CENTER		3	1	25%	4
RIVER CITY MEDICAL ASSOCIATES INC			4	100%	4
FISHERMEN'S HOSPITAL			4	100%	4
Lakeside Oaks Care Center			4	100%	4
MINUTECLINIC DIAG OF IND LLC #1367		4			4
HEALTHCARE NETWORK OF SOUTHWEST FLORIDA			4	100%	4
BARTON MEMORIAL HOSPITAL		3	1	25%	4
MONROE COUNTY DEPT OF PUBLIC HEALTH ST		4			4
Grace Rehabilitation of Vero Beach		4			4
PALM BEACH CANCER INSTITUTE			4	100%	4
MEDEXPRESS - WILMINGTON CONCORD PIKE		3	1	25%	4
OWL NOW URGENT CARE			4	100%	4
PREMIER PEDIATRICS		1	3	75%	4
VITAL CARE URGENT CARE			4	100%	4
GERALD CHAMPION REGIONAL MEDICAL CENTE		4			4
CVS NC3803POCT MOORESVILLE		4			4
MEDEXPRESS URGENT CARE - TEAYS VALLEY		3	1	25%	4
MEDEXPRESS URGENT CARE-SCOTT TOWNSHIP		3	1	25%	4
MARSHFIELD LABORATORIES			4	100%	4
ENCOMPASS HOME HEALTH		4			4
LUVERNE HEALTH AND REHABILITATION		4			4
ST PETE DIRECT PRIMARY CARE		2	2	50%	4
OMNICARE PHARMACY OF TEXAS 1		4			4
BLACK STALLION WALK IN AND EXERCISE CLINICS LLC		1	3	75%	4
CVS OH2342POCT WEST CHESTER		3	1	25%	4
OPTUM OF RED ROAD		4			4
PLAINVIEW PRIMARY CARE		4			4
CONSOLIDATED LABORATORY SERVICES			4	100%	4
BELLIN HEALTH LAB		1	3	75%	4
Kroger 752 - The Little Clinic Central Station		3	1	25%	4
AHC of Mckenzie		4			4

COVID-19: testing by laboratory

Data through Mar 29, 2021 verified as of Mar 30, 2021 at 09:25 AM

Data in this report are provisional and subject to change.

The numbers in the table below represent the number of Florida and non-Florida residents for whom test results were received by the Department of Health. A person can be tested by more than one laboratory and can have both positive and negative results. **Therefore, the sum of the numbers in each column will be larger than the total number of people tested.**

Reporting lab	Inconclusive	Negative	Positive	Percent positive	Total
CLINICAL PATHOLOGY LABORATORIES			4	100%	4
ADVENT HEALTH - TUSKAWILLA		4			4
HCR ManorCare Greentree		4			4
LIFEHOPE LABS			4	100%	4
CVS TX10140POCT THE WOODLANDS		4			4
CVS MA507POCT LEOMINSTER		3	1	25%	4
MINUTECLINIC DIAGNOSTIC OF MICHIGAN, P		4			4
SINAI PLAZA NURSING AND REHAB CENTER			4	100%	4
CLINICAL ASSOCIATES OF ORLANDO LLC		4			4
FLORIDA HOSPITAL ALTAMONTE		2	2	50%	4
MEDEXPRESS - NEWARK		4			4
Millennium Nursing & Rehab Center		4			4
SANFORD SOUTH UNIVERSITY		4			4
UNIVERSITY OF WASHINGTON MEDICAL CENTER (UWMC) EMERGENCY DEPT.			4	100%	4
CVS IL2798POCT CHICAGO		1	2	67%	3
ESCO DRUG CO INC		3			3
Westside Terrace		3			3
WALGREENS NO 19542		3			3
SOUTH LAKE FAMILY HEALTH CENTER			3	100%	3
MEDEXPRESS URGENT CARE - WILKES BARRE		2	1	33%	3
MEDICAL CITY DALLAS HOSPITAL			3	100%	3
VIRGINIA DEPARTMENT OF HEALTH DIVISION OF			3	100%	3
PUBLIC HEALTH TRUST OF MIAMI DADE COUNTY			3	100%	3
TIEHH BIOTERRORISM RESPONSE LAB			3	100%	3
SOLERA SPECIALTY PHARMACY LLC		2	1	33%	3
OPP HEALTH AND REHABILITATION		3			3
CVS NC7548POCT FUQUAY VARINA		2	1	33%	3
LEESBURG COMMUNITY HEALTH CENTERS			3	100%	3
PEDIATRICS BY THE SEA JOG RD OFFICE			3	100%	3
F W HUSTON MEDICAL CENTER SENIOR LIVIN		3			3
St. Josephs Hospital		1	2	67%	3
LIFELINK OF FLORIDA		1	2	67%	3
MEDEXPRESS URGENT CARE - LITTLE ROCK		2	1	33%	3
FLORIDA HOSPITAL LABORATORIES		3			3
RUSSELL SAGE COLLEGE WELLNESS CENTER		3			3
PREMIER CLINICAL RESEARCH INSTITUTE INC			3	100%	3
ADVANCED MEDICAL RESEARCH CENTER LLC			3	100%	3
FRESENIUS KIDNEY CARE			3	100%	3
PM PEDIATRICS OF BAYSIDE, PLLC - MANHASSET		3			3
MINUTECLINIC, LLC #07876		2	1	33%	3
HELIX LW UC		1	2	67%	3
LEE COMMUNITY HEALTHCARE INC DUNBAR		3			3
ORLANDO AIRPORT DIALYSIS		3			3
Hunterdon Medical Center Laboratory		3			3
MARRA'S PHARMACY		3			3
ALLIED PHYSICIANS GROUP PLLC		3			3
MANORCARE NURSING & REHABILITATION CENTER-NAPLES		3			3

COVID-19: testing by laboratory

Data through Mar 29, 2021 verified as of Mar 30, 2021 at 09:25 AM

Data in this report are provisional and subject to change.

The numbers in the table below represent the number of Florida and non-Florida residents for whom test results were received by the Department of Health. A person can be tested by more than one laboratory and can have both positive and negative results. **Therefore, the sum of the numbers in each column will be larger than the total number of people tested.**

Reporting lab	Inconclusive	Negative	Positive	Percent positive	Total
Kroger 627 - The Little Clinic Castleberry		2	1	33%	3
NHC HealthCare Anniston		3			3
WALGREENS #07502		3			3
WOODMARK AT UPTOWN ASSISTED LIVING		3			3
CVS NJ715POCT WAYNE		3			3
SHANDS AT LAKE SHORE LAB		1	2	67%	3
CVS IN6572POCT INDIANAPOLIS		3			3
WEST TN HEALTH MED NORTH		3			3
ADVICE FOR OPTIMAL WELLNESS, INC			3	100%	3
MEDEXPRESS URGENT CARE - RICHMOND, W BROAD ST		3			3
WEST COCOA PHARMACY			3	100%	3
RAPID CITY RUGENT CARE			3	100%	3
ADRIANA M CASTRO MD PA		3			3
Sears Coastal Nursing and Rehab		3			3
DEVANSH LAB WERKS		1	2	67%	3
LEESBURG REGIONAL MEDICAL CENTER URGENT CARE			3	100%	3
WALGREENS #06416		3			3
Kroger 388 - The Little Clinic Braelinn Village		3			3
SKR MEDICAL ADVISORS		3			3
NORTH CAROLINA DEPT OF HEALTH & HUMAN SRVCS STATE LAB OF PUBLIC HEALTH			3	100%	3
NEMOURS CHILDRENS PRIMARY CARE HORIZON WEST			3	100%	3
MINUTECLINIC DIAG OF IND, LLC #6483		1	2	67%	3
NASSAU COUNTY HEALTH DEPARTMENT		3			3
CAREHERE LLC			3	100%	3
CONCENTRA - PLANTATION		3			3
New York Harbor Harbor HCS - Brooklyn Campus		3			3
BETTERMED URGENT CARE			3	100%	3
OPTUM PRIMARY CARE - SILVER LAKES			3	100%	3
SURETOX LABORATORY LLC		2	1	33%	3
NDX-CORE LAB			3	100%	3
DEPARTMENT OF HEALTH AND HUMAN SERVICES DIVISION OF BEHAVIORAL HEALTH		1	2	67%	3
GUTHRIE CORNING HOSPITAL LABORATORY		3			3
SAN JUAN REGIONAL MEDICAL CENTER		3			3
CORTLAND COUNTY HEALTH DEPARTMENT		3			3
SEMINOLE FAMILY HEALTH CENTER		3			3
Brookcrest Nursing Home		3			3
Concordia Village of Tampa			3	100%	3
GIEBEIG FAMILY MEDICINE PA			3	100%	3
CAPTIAL REGIONAL MEDICAL CENTER			3	100%	3
ADVENTHEALTH IMAGING LAKE NONA		1	2	67%	3
MIDDLETON PEDIATRICS			3	100%	3
CHEROKEE COUNTY HEALTH AND REHAB CENTER		3			3
Walgreens #5984		3			3
EASTMAN HEALTHCARE & REHAB		3			3
CROSSROADS URGENT CARE PLLC		3			3
CENTRAL DUPAGE HOSPITAL			3	100%	3
HELIX MEDICAL CENTERS		1	2	67%	3

COVID-19: testing by laboratory

Data through Mar 29, 2021 verified as of Mar 30, 2021 at 09:25 AM

Data in this report are provisional and subject to change.

The numbers in the table below represent the number of Florida and non-Florida residents for whom test results were received by the Department of Health. A person can be tested by more than one laboratory and can have both positive and negative results. **Therefore, the sum of the numbers in each column will be larger than the total number of people tested.**

Reporting lab	Inconclusive	Negative	Positive	Percent positive	Total
INTERCOASTAL FAMILY PRATICE		1	2	67%	3
CVS PHARMACY INC DBA CVS/PHARMACY #10908		3			3
Arbors at Marietta		3			3
NORTHWEST FLORIDA CLINICAL LAB		1	2	67%	3
MPG JACKSONVILLE ATLANTIC BLVD		1	2	67%	3
COASTAL SKIN SURGERY AND DERMATOLOGY PL		3			3
CVS IL1170POCT JOLIET		3			3
CVS MA1006POCT BROCKTON		3			3
MEDICAL CENTER OF THE ROCKIES			3	100%	3
Gracemore Nursing and Rehab		3			3
WEILL CORNELL MEDICAL ASSOCIATES - EAST SIDE		3			3
MINUTECLINIC DIAGNOSTIC OF OHIO #5060		3			3
COMMUNICABLE DISEASE CONTROL/PUBLIC HEALTH EMERGENCY PREPAREDNESS			3	100%	3
INTERNAL MEDICINE AND WOUND CARE SPECIALIST LLC		3			3
IMMERSION RESIDENTIAL LLC			3	100%	3
CVS CA9103POCT ESCONDIDO		3			3
FIRST CARE - MIDDLESBORO			3	100%	3
MEDEXPRESS URGENT CARE - WHEELING		2	1	33%	3
BROOKDALE OAKBRIDGE		1	2	67%	3
MEDEXPRESS URGENT CARE, BELLE VERNON		3			3
DEPARTMENT OF HEALTH AND ENVIRONMENTAL CONTROL			3	100%	3
NEWSTAR MEDICAL LABORATORIES		3			3
NASSAU COUNTY HEALTH DEPARTMENT-FERNANDINA BEACH C		3			3
NORTHERN LIGHT LABORATORY		1	2	67%	3
CCRX OF NORTH CAROLINA, LLC		2	1	33%	3
VIRGINIA DIVISION OF CONSOLIDATED LABORATORIES			3	100%	3
QUEST DIAGNOSTICS CLINICAL LABORATORIES INC		2	1	33%	3
MID-FLORIDA PATHOLOGY LLC - MOBILE UNIT # 3		1	2	67%	3
LRHS Florida Poly Tech		3			3
Englewood Health and Rehab			3	100%	3
BOLING, STEPHANIE		3			3
EMERALD TRACE		3			3
EAST NAPLES PEDIATRICS			3	100%	3
SACRED HEART HEALTH SYSTEMS INC			3	100%	3
TRINITY PEDIATRICS			3	100%	3
ST LUKES HOSPITAL LABORATORY		2	1	33%	3
PATHOLOGY REFERENCE LAB LLC			3	100%	3
HEALTH AND WELLNESS URGENT CARE LLC			3	100%	3
MEDEXPRESS URGENT CARE-WILKINS TOWNSHIP, WILLIAM PENN HIGHWAY		3			3
NORTHCREST MEDICAL CENTER		1	2	67%	3
PICHARDO CLINIC, THE		1	2	67%	3
REGIONAL MEDICAL CENTER BAYONET POINT			3	100%	3
CENTRAL JERSEY URGENT CARE OF BROWN MI		3			3
MINUTECLINIC, LLC (CLINIC 10928)		3			3
ROYAL PALM RETIREMENT CENTRE		3			3
BROOKDALE SENIOR LIVING			3	100%	3
NORTHSIDE MEDICAL CENTER		3			3

COVID-19: testing by laboratory

Data through Mar 29, 2021 verified as of Mar 30, 2021 at 09:25 AM

Data in this report are provisional and subject to change.

The numbers in the table below represent the number of Florida and non-Florida residents for whom test results were received by the Department of Health. A person can be tested by more than one laboratory and can have both positive and negative results. **Therefore, the sum of the numbers in each column will be larger than the total number of people tested.**

Reporting lab	Inconclusive	Negative	Positive	Percent positive	Total
CLARA MAASS TRANSITIONAL CARE UNIT		3			3
BAPTIST HEALTH SURGERY CENTER AT NORTHPOINT			3	100%	3
Rosedale Green		3			3
Kroger 592 - The Little Clinic Alexander Plaza		2	1	33%	3
MINUTECLINIC, LLC #05891		2	1	33%	3
MERCY HOSPITAL			3	100%	3
THE PATHOLOGY LABORATORY		1	2	67%	3
PANCARE HEALTH - FRANKLIN CO			3	100%	3
2412 LEBANON PIKE		2	1	33%	3
WALGREENS #04311		3			3
MISSISSIPPI CARE CENTER OF DEKALB LLC		3			3
CVS GA5622POCT DALLAS		2	1	33%	3
MEDEXPRESS URGENT CARE, HERMITAGE		1	2	67%	3
ST. PETERSBURG PEDIATRICS- 38TH AVENUE			3	100%	3
MONTANA PUBLIC HEALTH LAB			3	100%	3
CVS MO10151POCT SPRINGFIELD		2	1	33%	3
THOMAS LANGLEY			3	100%	3
OLEAN GENERAL HOSPITAL		3			3
NORTHEAST FLORIDA INTERNAL MEDICINE PA		3			3
Kroger 635 - The Little Clinic Dacula		3			3
Broadview Multi-Care Center		3			3
GREATER MOBILE URGENT CARE – SPRINGHILL			3	100%	3
WINDSOR AT OCALA		2	1	33%	3
STARLING AT SAN JOSE			3	100%	3
SAVANNAH COVE		3			3
BAPTIST PRIMARY CARE FERNANDINA BEACH			3	100%	3
TIFTON CARECONNECT URGENT CARE			3	100%	3
MEDEXPRESS URGENT CARE-CLOQUET		3			3
UHEALTH JACKSON URGENT CARE - CUTLER BAY		1	2	67%	3
CLINICAL CARE ASSOCIATES, INC			3	100%	3
Grandview Health Care Center		3			3
CVS MO5727POCT PLATTE CITY		3			3
ORCHID COVE DAYTONA			3	100%	3
VA OUTPATIENT CLINIC-NEW PORT RICHEY			3	100%	3
PHOEBE PUTNEY MEMORIAL HOSPITAL		3			3
TMH PHYSICIAN PARTNERS BLOUNTSTOWN			3	100%	3
NYU WINTHROP LABORATORY		3			3
SOUTH COUNTY MENTAL HEALTH CENTER INC			3	100%	3
SPARROW CENTRAL LAB			3	100%	3
NHC HealthCare, Cookeville		3			3
SCRIPPS CLINIC MEDICAL			3	100%	3
CVS CT288POCT BRISTOL		2	1	33%	3
TIFT REGIONAL HLTH SYSTEM, INC DBA SOU		3			3
MEDEXPRESS URGENT CARE - ANDERSON		3			3
STRINGFELLOW MEMORIAL HOSPITAL		3			3
NASON HOSPITAL			3	100%	3
TERRACE OF ST CLOUD, THE		2	1	33%	3

COVID-19: testing by laboratory

Data through Mar 29, 2021 verified as of Mar 30, 2021 at 09:25 AM

Data in this report are provisional and subject to change.

The numbers in the table below represent the number of Florida and non-Florida residents for whom test results were received by the Department of Health. A person can be tested by more than one laboratory and can have both positive and negative results. **Therefore, the sum of the numbers in each column will be larger than the total number of people tested.**

Reporting lab	Inconclusive	Negative	Positive	Percent positive	Total
COMMUNITY HEALTH CENTERS INC			3	100%	3
FAMILY TREE MEDICAL GROUP PA		2	1	33%	3
APEX CLINICAL LABORATORIES INC		3			3
CVS IN6757POCT COLUMBUS		3			3
ACL LABORATORIES INDUSTRIAL TOXICOLOGY			3	100%	3
ROANE MEDICAL CENTER		2	1	33%	3
WHITE EARTH IHS MAIN LAB		3			3
MURFREESBORO MEDICAL CLINIC		3			3
ORLANDO REGIONAL HEALTH SERVICES		1	2	67%	3
NOVANT HEALTH PRESBYTERIAN		2	1	33%	3
PREMIER FAMILY AND SPORTS MEDICINE		2	1	33%	3
DOUGLASVILLE NURSING AND REHABILITATIO		3			3
EXPEDIAN URGENT CARE			3	100%	3
BOSTON MEDICAL CENTER			3	100%	3
US SPECIALTY LABS			3	100%	3
DELAWARE PUBLIC HEALTH LABORATORY		1	2	67%	3
JS HEALTHCARE		2	1	33%	3
MEDEXPRESS URGENT CARE - JEANNETTE		3			3
CALLE OCHO DIALYSIS			3	100%	3
NC STATE LABORATORY OF PUBLIC HEALTH		3			3
GULF COAST IMMEDIATE CARE CENTER		1	2	67%	3
BRADENTON PHYSICIAN MEDICAL CENTER			3	100%	3
ST. LUKE'S HOSPITAL - BETHLEHEM CAMPUS		1	2	67%	3
LAHEY CLINIC MEDICAL CENTER			3	100%	3
MARYLAND STATE DEPT OF HEALTH	2		1	33%	3
OPENTRONS PRL		2	1	33%	3
PINELLAS PARK HEALTH CENTER - PINELLAS CHD		1	2	67%	3
MINUTECLINIC DIAGNOSTIC OF WISCONSIN,		3			3
MOBIL LAB FOR ALL INC		3			3
FHPG TAMPA PRIMARY CARE			3	100%	3
CARENOW-LEBANON		1	2	67%	3
FLORIDA MENTOR-POINT WEST CLUSTER		3			3
MEDEXPRESS URGENT CARE, CHAMBERSBURG		2	1	33%	3
SIGNATURE CARE PFLUGERVILLE			3	100%	3
CORMEUM LAB SERVICES, LLC			3	100%	3
CVS NJ837POCT MARLTON		3			3
AUSTIN PUBLIC HEALTH			3	100%	3
CVS MA2401POCT MARSHFIELD		3			3
HELIX URGENT CARE			3	100%	3
ERIE COUNTY PUBLIC HEALTH CLINICAL		3			3
OHIO HEALTH DOCTORS HOSPITAL			3	100%	3
HEARTLAND - CHARLESTON OF HANAHAN SC,		3			3
MINUTECLINIC DIAGNOSTIC PA #3344		3			3
CVS PA7611POCT ALLISON PARK		3			3
NEMOURS CHILDRENS PRIMARY CARE MAITLAND			3	100%	3
MEDEXPRESS URGENT CARE - TOPEKA, SW WANAMAKER RD		3			3
CVS IL8753POCT CHICAGO		3			3

COVID-19: testing by laboratory

Data through Mar 29, 2021 verified as of Mar 30, 2021 at 09:25 AM

Data in this report are provisional and subject to change.

The numbers in the table below represent the number of Florida and non-Florida residents for whom test results were received by the Department of Health. A person can be tested by more than one laboratory and can have both positive and negative results. **Therefore, the sum of the numbers in each column will be larger than the total number of people tested.**

Reporting lab	Inconclusive	Negative	Positive	Percent positive	Total
AZALEALAND NURSING HOME		3			3
TUFTS MEDICAL CENTER			3	100%	3
MARTHA A PRICE MD PA		1	2	67%	3
PEDIATRICS AND ADOLESCENT MEDICINE		2	1	33%	3
SARASOTA IMMEDIATE CARE			3	100%	3
UNITY HEALTH AND REHABILITATION CENTER			3	100%	3
URGENT CARE OF THE SMOKIES			3	100%	3
EXETER HOSPITAL		3			3
SSM HEALTH ST LOUIS MICROBIOLOGY LABORATORY		1	2	67%	3
CVS MO8555POCT KANSAS CITY		3			3
AMI ST FRANCIS HOSPITAL LABORATORY		2	1	33%	3
JUPITER INTERNAL MEDICINE AND ASSOCIATES			3	100%	3
LITTLE SPURS PEDIATRIC URGENT CARE		1	2	67%	3
CVS IL2297144CV CHICAGO		3			3
BAPTIST PRIMARY CARE, INC.		2	1	33%	3
CORNERSTONE DRUG AND GIFT INC		3			3
FOUR WINDS BEHAVIORAL HEALTH		3			3
FIRST PHYSICIANS GROUP - LORRAINE CORNERS		3			3
ADVANCE FAMILY PRACTICE LLC□			3	100%	3
TAMPA		1	2	67%	3
MINUTECLINIC DIAGNOSTIC OF TEXAS, LLC #7435		2	1	33%	3
WYOMING DEPT OF HEALTH			3	100%	3
CVS OH2486POCT NILES		1	2	67%	3
CVS CA9803POCT RIVERSIDE		3			3
COL CROSSROAD		1	2	67%	3
MT CARMEL PHARMACY INC		3			3
SPRING LAKE REHABILITATION CENTER			3	100%	3
FREDERICK MEMORIAL HOSPITAL			3	100%	3
NORTHSIDE HOSPITAL- CHEROKEE		2	1	33%	3
RCA LABORATORY SERVICES LLC			3	100%	3
CTRS			3	100%	3
PHYSICIANS CARE INC		1	2	67%	3
MEDEXPRESS URGENT CARE - BECKLEY		1	2	67%	3
Lebanon VAMC		2	1	33%	3
Good Samaritan Society - Fairfield Glade		3			3
Bainbridge Health and Rehab		3			3
ONSLOW MEMORIAL HOSPITAL LABORATORY		3			3
320 S TRANSIT ST		3			3
LEXINGTON MEDICAL CENTER		1	2	67%	3
HOUSTON METHODIST HOSPITAL			3	100%	3
HILLVIEW LABORATORY			3	100%	3
TGH URGENT CARE – WESTCHASE			3	100%	3
MALABAR FAMILY PRACTICE		1	2	67%	3
BRENTWOOD SENIOR LIVING AT ST PETE			3	100%	3
Edward Hines, Jr. VA Hospital		2	1	33%	3
TRUE HEALTH – LAKE UNDERHILL		3			3
CERTIVIA LABORATORIES			3	100%	3

COVID-19: testing by laboratory

Data through Mar 29, 2021 verified as of Mar 30, 2021 at 09:25 AM

Data in this report are provisional and subject to change.

The numbers in the table below represent the number of Florida and non-Florida residents for whom test results were received by the Department of Health. A person can be tested by more than one laboratory and can have both positive and negative results. **Therefore, the sum of the numbers in each column will be larger than the total number of people tested.**

Reporting lab	Inconclusive	Negative	Positive	Percent positive	Total
WHOLE CHILD PEDIATRICS			3	100%	3
LAURELLWOOD NURSING CENTER		1	2	67%	3
SANFORD MOBILE LAB			3	100%	3
ASPEN VALLEY HOSPITAL			3	100%	3
CVS GA5637POCT VILLA RICA		3			3
EASTERN NEW MEXICO MEDICAL CENTER		3			3
SENTARA NORFOLK GENERAL HOSPITAL CENTRAL LAB			3	100%	3
VICAR'S LANDING NURSING HOME		2	1	33%	3
AFC URGENT CARE/FARRAGUT			3	100%	3
MINUTECLINIC DIAG OF IND, LLC #5369		2	1	33%	3
RICHMOND CITY DEPARTMENT OF PUBLIC HEALTH			3	100%	3
HOPE HEALTH CARE, LLC		3			3
BROOKDALE LAKE MARY			3	100%	3
LEGACY ER AND URGENT CARE			3	100%	3
ADVENT HEALTH - CENTRAL PASCO ER			3	100%	3
LIVINGSTON COUNTY DEPT OF HEALTH REPRO			3	100%	3
NORTH BROWARD HOSPITAL DISTRICT HEALTHCARE FOR THE HOMELESS			3	100%	3
SUPER HEALTH PHARMACY LLC		3			3
NORTH SHORE HOSP. INFECTION CONTROL			3	100%	3
Lakeview Village		3			3
KISSIMMEE URGENT CARE		3			3
CVS KS676POCT LAWRENCE		2	1	33%	3
Greystone Health Care Center		3			3
MEDEXPRESS-HOUSTON EAST FWY		1	2	67%	3
TREASURE COAST INFECTIOUS DISEASE CONSULTANTS		1	2	67%	3
SMOKY MOUNTAIN URGENT CARE AND FAMILY MEDICINE CENTER			3	100%	3
MEDEXPRESS URGENT CARE - FORT SMITH		3			3
SOFTCELL L-FORM LABORATORIES, LLC			3	100%	3
STARMED FAMILY & URGENT CARE			3	100%	3
BAPTIST HOSPITAL NURSING/PATIENT CARE			3	100%	3
MEDFUSION		2	1	33%	3
SUNDALE NURSING HOME		3			3
MAYO		1	2	67%	3
MEDIC INFUSION PA		3			3
Kennedy University Hospital -Wash Twp L		3			3
BNC Medical Investors, LLC Berrien Nursing & Rehabilitation Center		3			3
CVS SC5471POCT LEXINGTON		2	1	33%	3
CELEBRATION PRIMARY CARE ASSOCIATES LLC		3			3
ESTERO FIRE RESCUE		3			3
CROWNE HEALTH CARE OF FORT PAYNE		2	1	33%	3
Kroger 522 - The Little Clinic Gahanna		2	1	33%	3
FAMILY FIRST PEDIATRICS			3	100%	3
CVS IL4778POCT EVANSTON		3			3
IOWA DEPARTMENT OF PUBLIC HEALTH			3	100%	3
MEDEXPRESS URGENT CARE-CHIPPEWA		2	1	33%	3
GREENTREE MEDICAL CENTER			3	100%	3
SOFTLAB			3	100%	3

COVID-19: testing by laboratory

Data through Mar 29, 2021 verified as of Mar 30, 2021 at 09:25 AM

Data in this report are provisional and subject to change.

The numbers in the table below represent the number of Florida and non-Florida residents for whom test results were received by the Department of Health. A person can be tested by more than one laboratory and can have both positive and negative results. **Therefore, the sum of the numbers in each column will be larger than the total number of people tested.**

Reporting lab	Inconclusive	Negative	Positive	Percent positive	Total
PARRISH MEDICAL CENTER-WAIVED TESTING		3			3
CITRUS HEALTH NETWORK INC			3	100%	3
CVS MINUTE CLINIC DIAGNOSTIC MED GRP		3			3
NEBRASKA DEPARTMENT OF HEALTH AND HUMAN SERVICES			3	100%	3
CVS AZ5026POCT MESA		3			3
MED FUSION			3	100%	3
ADVANCED HEART CARE OF SOUTH FLORIDA		3			3
ELITE PRIMARY CARE OF WAYCROSS			3	100%	3
LOYOLA UNIVERSITY MEDICAL CENTER LABORATORY			3	100%	3
MOUNT SINAI AVENTURA DIAGNOSTIC CENTER			3	100%	3
PRISMA HEALTH MIDLANDS			3	100%	3
HEALGEN SCIENTIFIC			3	100%	3
GENDERXPRESS/PICTURE ME PERFECT IMAGING			3	100%	3
LINCOLN MEDICAL CENTER		3			3
TAYLOR MANOR		1	2	67%	3
CVS IN8669POCT INDIANAPOLIS		3			3
Georgiana Health and Rehabilitation, LLC		3			3
Kroger 571 - The Little Clinic Hendersonville		1	2	67%	3
HARBOUR'S EDGE		2	1	33%	3
ALLIANCE LABS @LRMC			3	100%	3
COOPER UNIVERSITY HOSPITAL LABORATORY		2	1	33%	3
HOMELAND CENTER		3			3
CVS AZ1720POCT QUEEN CREEK		3			3
COVID PROCESSING SITE			3	100%	3
MUNSON MEDICAL CENTER			3	100%	3
HALIFAX HEALTH CARE FOR WOMEN		3			3
DOCTORS OFFICE OF NEW JERSEY		3			3
CVS NC2749POCT CONCORD		3			3
COMMUNITY MEDICAL CENTER			3	100%	3
GO PATH LABORATORIES			3	100%	3
PIEDMONT NEWNAN HOSPITAL		3			3
NORTH DAKOTA DEPT OF HEALTH MICROBIOLOGY		1	2	67%	3
BRANDON REGIONAL EMERGENCY CTR			3	100%	3
MINUTECLINIC DIAGNOSTIC OF PA LLC		3			3
NYC PUBLIC HEALTH LABS			3	100%	3
MEDICAL CENTER OF CENTRAL GEORGIA			3	100%	3
John Knox Manor Inc II		2	1	33%	3
DOCTOR 4 U CLINIC		1	2	67%	3
BETHESDA HOSPITAL EAST BLOOD GAS LAB			3	100%	3
THE OASIS BEACHSIDE		3			3
GARCIA MORALES NELSON			3	100%	3
STEAMBOAT EMERGENCY CENTER			3	100%	3
VA PRIMARY CARE ANNEX			3	100%	3
GROVES CENTER			3	100%	3
CARECENTER PHARMACY, LLC		3			3
CENTURY LINK SPORTS COMPLEX			3	100%	3
UNIVERSITY OF KANSAS MEDICAL CENTER			3	100%	3

COVID-19: testing by laboratory

Data through Mar 29, 2021 verified as of Mar 30, 2021 at 09:25 AM

Data in this report are provisional and subject to change.

The numbers in the table below represent the number of Florida and non-Florida residents for whom test results were received by the Department of Health. A person can be tested by more than one laboratory and can have both positive and negative results. **Therefore, the sum of the numbers in each column will be larger than the total number of people tested.**

Reporting lab	Inconclusive	Negative	Positive	Percent positive	Total
CARESPOT-WELLINGTON			3	100%	3
CVS MINUTE CLINIC DIAGNOSTIC MED GRP OF CAL		3			3
VELOCITY CARE			3	100%	3
YATES COUNTY PUBLIC HEALTH		3			3
ADVENT HEALTH MEDICAL GROUP FAMILY MEDICINE			3	100%	3
CVS TX7675POCT RED OAK		1	2	67%	3
NEXT BIO RESEARCH SERVICES, LLC		1	2	67%	3
ADVANCED PEDIATRICS			3	100%	3
CVS TX2876POCT PROSPER		3			3
EXCEL URGENT CARE OF NJ, LLC		1	2	67%	3
CARENOW-ATASCOCITA			3	100%	3
MINUTECLINIC DIAGNOSTIC OF NEW MEXICO LLC #7552		3			3
MEDEXPRESS URGENT CARE NORWIN		3			3
COVANCE CLS			3	100%	3
ADVENTHEALTH MEDICAL GROUP PEDIATRICS AT APOPKA		3			3
MEDICAL SERVICES OF AMERICA HOME HEALTH		3			3
FELICIDAD MEDICAL CENTER INC			3	100%	3
BLACKWATER RIVER			3	100%	3
EFFINGHAM HOSP, INC, DBA EFFINGHAM HEALTH		3			3
CVS PA2688POCT COLLEGEVILLE		3			3
CVS TX8322POCT AUSTIN		3			3
EAST TENNESSEE CHILDREN'S HOSPITAL		2	1	33%	3
MIDWAY SPECIALTY CARE RX LLC		1	2	67%	3
CVS SC2250POCT COLUMBIA		3			3
Kroger 768 - The Little Clinic Leestown Rd		2	1	33%	3
MEDEXPRESS URGENT CARE GREENSBURG		2	1	33%	3
MINUTE CLINIC LLC #1909		3			3
MEDEXPRESS URGENT CARE - DANVILLE		3			3
AKRON GENERAL MEDICAL CENTER MAIN		3			3
Maryfield Inc. dba Pennybyrn		3			3
JOSEPH SCHENKER MD PC		3			3
INTERNAL MEDICINE & PEDIATRICS WELLNESS CENTER			3	100%	3
SUN TERRACE HEALTH CARE CENTER			3	100%	3
CROSSVILLE MEDICAL GROUP		1	2	67%	3
SARASOTA PERSONAL MEDICINE		2	1	33%	3
ACCESS 365 URGENT CARE LLC		1	2	67%	3
MINUTECLINIC LLC #5176			3	100%	3
ADVANCED URGENT CARE CENTER OF THE UPPER KEYS		1	2	67%	3
HARBORCHASE OF GAINESVILLE			3	100%	3
Cleveland Clinic Weston			3	100%	3
MINUTECLINIC #788		3			3
BAPTIST OUTPATIENT SERVICES			3	100%	3
SUMMIT MEDICAL GROUP - WEST ORANGE		3			3
SISD EMPLOYEE HEALTH CLINIC			3	100%	3
MENORAH MANOR			3	100%	3
BRIGHAM AND WOMEN'S HOSPITAL			3	100%	3
BEEBE MEDICAL CENTER LABORATORY		3			3

COVID-19: testing by laboratory

Data through Mar 29, 2021 verified as of Mar 30, 2021 at 09:25 AM

Data in this report are provisional and subject to change.

The numbers in the table below represent the number of Florida and non-Florida residents for whom test results were received by the Department of Health. A person can be tested by more than one laboratory and can have both positive and negative results. **Therefore, the sum of the numbers in each column will be larger than the total number of people tested.**

Reporting lab	Inconclusive	Negative	Positive	Percent positive	Total
CABELL HUNTINGTON HOSPITAL CLINICAL LAB			3	100%	3
CVS TX5807POCT PEARLAND		3			3
NEW YORK STATE DEPARTMENT OF HEALTH		1	2	67%	3
LPG PEDIATRICS AT LEHIGH ACRES		2	1	33%	3
OMNI HEALTHCARE INC		1	2	67%	3
FLORIDA HOSPITAL PHYSICIANS GROUP		1	2	67%	3
CVS PA2687POCT EXTON		3			3
NON-US			3	100%	3
QUALITY LABORATORY SERVICE		2	1	33%	3
BARONESS ERLANGER HOSPITAL		3			3
URGENT DOC - URGENT CARE CLINIC			3	100%	3
CRISP REGIONAL HOSPITAL		3			3
AVANTE INVERNESS		1	2	67%	3
SKIPPACK MEDICAL LAB			3	100%	3
CVS RI326POCT NORTH SMITHFIELD		3			3
ALABAMA DEPT PUBLIC HEALTH			3	100%	3
Fort Gaines Health and Rehab		3			3
CVS OH4359POCT HUDSON		3			3
LEVY COUNTY DEPT. OF PUBLIC SAFETY		1	2	67%	3
Kroger 387 - The Little Clinic Hubbards Lane		3			3
Kroger 758 - The Little Clinic Providence		3			3
ADVENTHEALTH MEDICAL GROUP ADULT AND SENIOR HEALTH			3	100%	3
LIFE CARE CENTER OF SKAGIT VALLEY		3			3
LOCH HAVEN PEDIATRICS			3	100%	3
CVS PA1657POCT YORK		2	1	33%	3
JOJAN PHARMA INC		3			3
SOUTH MIAMI HOSPITAL			3	100%	3
FLAGLER FAMILY MEDICINE PA			3	100%	3
HEPATOLOGY DIAGNOSTIC LAB			3	100%	3
CLEARWATER		2	1	33%	3
HIALEAH SHORES NURSING AND		2	1	33%	3
Medilodge of Montrose		3			3
ADVENTHEALTH SEBRING- INFECTION CONTROL DEPARTMENT			3	100%	3
MANATEE URGENT CARE LLC			3	100%	3
UNIVERSITY HEALTH SERVICES RIVER CAMPUS		2	1	33%	3
TAMPA INTERNATIONAL AIRPORT			3	100%	3
CUMBERLAND MEDICAL CENTER INC		3			3
PROPATH			3	100%	3
MINUTECLINIC, LLC #05814		3			3
ACCESS HEALTH CARE		2	1	33%	3
BOONES CREEK URGENT CARE		1	2	67%	3
Wynfield Park Health and Rehabilitation		3			3
YORK HOSPITAL - LABORATORY			3	100%	3
GONZALEZ MD AND ASWAD MD HEALTH SERVICES			3	100%	3
FLORIDA LABORATORY ANALYSIS, LLC			3	100%	3
Kroger 093 - The Little Clinic Stapleton		2	1	33%	3
CVS TX3292POCT WYLIE		3			3

COVID-19: testing by laboratory

Data through Mar 29, 2021 verified as of Mar 30, 2021 at 09:25 AM

Data in this report are provisional and subject to change.

The numbers in the table below represent the number of Florida and non-Florida residents for whom test results were received by the Department of Health. A person can be tested by more than one laboratory and can have both positive and negative results. **Therefore, the sum of the numbers in each column will be larger than the total number of people tested.**

Reporting lab	Inconclusive	Negative	Positive	Percent positive	Total
CVS MO4850POCT SPRINGFIELD		3			3
LUCID LABORATORY SERVICES		3			3
LEE MEMORIAL HOSPITAL BLOOD GAS LAB			3	100%	3
ALOHA HOME CARE LLC DBA ACCENTCARE HOME HEALTH OF		3			3
DOCTORS HOSPITAL RENAISSANCE			3	100%	3
SCHIFF CENTER FOR LIVER DISEASES		1	2	67%	3
FLORIDA GASTROENTEROLOGY ASSOCIATES PA		3			3
BAYSIDE URGENT CARE CENTER INC			3	100%	3
NORTH NAPLES HOSPITAL RESPIRATORY THERAPY DEPARTMENT			3	100%	3
ANN STORCK CENTER INC		3			3
LEE CONVENIENT CARE AT SUMMERLIN			3	100%	3
VIRTUA MEMORIAL HOSPITAL BURLINGTON COUNTY		1	2	67%	3
EVERGREEN WOODS HEALTH & REHAB CENTER		2	1	33%	3
COVENANT PEDIATRICS		1	2	67%	3
CVS IL3163POCT OAK PARK		3			3
MEDEXPRESS URGENT CARE-ARLINGTON		2	1	33%	3
SOMA MEDICAL CENTER PA #3 PALOMINO			3	100%	3
JACKSONVILLE PEDIATRICS			3	100%	3
TARRANT COUNTY PUBLIC HEALTH		3			3
24TH WEAPONS OF MASS DESTRUCTION - CIVIL SUPPORT		3			3
MANATEE MEMORIAL HOSPITAL CLINICAL LABORATORY			3	100%	3
Village on the Green			3	100%	3
SERENADES BY SONATA		1	2	67%	3
CVS IN6605POCT INDIANAPOLIS		2	1	33%	3
CVS TN7144POCT BARTLETT		3			3
MARION COUNTY FIRE RESCUE		3			3
FULGENT GENETICS HOUSTON		3			3
CGH MEDICAL CENTER			3	100%	3
AFFORDABLE PRIMARY CARE LLC		3			3
CANOPY PEDIATRICS		3			3
SINAI POST ACUTE NURSING AND REHAB CE		3			3
WAL-MART STORES EAST LP		2	1	33%	3
GYN PATH SERVICES			3	100%	3
HARBORCHASE OF STUART			3	100%	3
NEW YORK PHYSICIANS LLP		3			3
MC DIAGNOSTIC OF CONNECTICUT, PC #114		3			3
Kroger 448 - The Little Clinic Mason		3			3
MEDEXPRESS URGENT CARE - NORTH LITTLE		2	1	33%	3
OHIO DEPARTMENT OF HEALTH LABORATORY		2	1	33%	3
CLINICA HISPANIA			3	100%	3
PROMPT CARE OF CENTRAL FLORIDA LLC			3	100%	3
PROHEALTH PRIMARY CARE - GLEN OAKS		3			3
INSPIRA MEDICAL CENTER VINELAND LAB		2	1	33%	3
CAMPAZZI CONCIERGE MEDICAL SERVICES		2	1	33%	3
WELLMED AT APOLLO BEACH BLVD		1	2	67%	3
SCIENTIFIC LABORATORY DIVISION			3	100%	3
ST VINCENTS AMBULATORY CARE INC		1	2	67%	3

COVID-19: testing by laboratory

Data through Mar 29, 2021 verified as of Mar 30, 2021 at 09:25 AM

Data in this report are provisional and subject to change.

The numbers in the table below represent the number of Florida and non-Florida residents for whom test results were received by the Department of Health. A person can be tested by more than one laboratory and can have both positive and negative results. **Therefore, the sum of the numbers in each column will be larger than the total number of people tested.**

Reporting lab	Inconclusive	Negative	Positive	Percent positive	Total
MID FLORIDA CLINICAL LABORATORY		2	1	33%	3
Magnolia Health and Rehab Center			3	100%	3
BROOME COUNTY HEALTH DEPARTMENT		2	1	33%	3
CAREWELL JW - WORCESTER LNC			2	100%	2
SHELL POINT HOME HEALTH			2	100%	2
REELFOOT FAMILY WALK IN CLINIC - TIPT		2			2
ST JOSEPHS HOSPITAL PATHOLOGY LAB		2			2
FIRST PREVENTION AND DIALYSIS CENTER LLC			2	100%	2
TRUE HEALTH INC			2	100%	2
ATHENA CARE RESOURCES LLC		2			2
RAINY LAKE MEDICAL CENTER			2	100%	2
EXPRESS CARE OF THE SHOALS		1	1	50%	2
Kroger 687 - The Little Clinic Sugar Hill		1	1	50%	2
Kroger 409 - The Little Clinic Hebron Marketplace		1	1	50%	2
CVS OH4327POCT PAINESVILLE		2			2
BASCOM PALMER EYE INSTITUTE			2	100%	2
Cortland Acres Association		2			2
KIVA AT MOUNT DORA			2	100%	2
VA CBOC			2	100%	2
MEASE COUNTRYSIDE HOSPITAL CARDIAC REH			2	100%	2
ADVANCED MEDICAL OF FLORIDA			2	100%	2
INTERNAL MEDICINE ASSOCIATES-DUNELLON			2	100%	2
GRANDVIEW COLLEGE STUDENT HEALTH CENTE		2			2
HAILE MEDICAL GROUP PA		2			2
GIGI WOOD DAVIS DO-FAMILY MEDICINE		2			2
SANTA ROSA COUNTY HEALTH DEPARTMENT			2	100%	2
TEQUESTA FAMILY MEDICAL CENTER LLC			2	100%	2
WALKONCLINIC			2	100%	2
THOMASVILLE REGIONAL MEDICAL CENTER		2			2
RAPID MD			2	100%	2
MEDSTAR HARBOR HOSPITAL			2	100%	2
REHOBOTH MCKINLEY CHRISTIAN HOSPITAL		2			2
OAKMONT EAST- GREENVILLE SC, LLC		2			2
Kroger 101 - The Little Clinic Hill Top		2			2
THE FOUNTAIN AT BOCA CIEGA BAY		2			2
COOK HOSPITAL AND CARE CENTER		1	1	50%	2
VELOCITY URGENT CARE			2	100%	2
CARENOW LENEXA			2	100%	2
MEDEXPRESS URGENT CARE - CHERRY HILL		2			2
INTERMOUNTAIN MEDICAL CENTER			2	100%	2
OAKMONT WEST- GREENVILLE SC		2			2
CVS OH4301POCT NORTHFIELD		2			2
PENINSULA REGIONAL MED CTR LAB			2	100%	2
CLEAR LAKE REGIONAL MEDICAL CENTER			2	100%	2
Kroger 550 - The Little Clinic Bellevue		2			2
DOWN HOME MEDICAL			2	100%	2
HAMILTON CHD		2			2

COVID-19: testing by laboratory

Data through Mar 29, 2021 verified as of Mar 30, 2021 at 09:25 AM

Data in this report are provisional and subject to change.

The numbers in the table below represent the number of Florida and non-Florida residents for whom test results were received by the Department of Health. A person can be tested by more than one laboratory and can have both positive and negative results. **Therefore, the sum of the numbers in each column will be larger than the total number of people tested.**

Reporting lab	Inconclusive	Negative	Positive	Percent positive	Total
BUCKINGHAM PAVILION INC		2			2
UC CORAL GABLES			2	100%	2
CVS NV5286POCT HENDERSON		2			2
UPSON REGIONAL MEDICAL CENTER		1	1	50%	2
UTMB PATHOLOGY CLINICAL SERVICES LABORATORY			2	100%	2
WEST FLORIDA MEDICAL ASSOCIATES, PA			2	100%	2
COBLESKILL REGIONAL HOSPITAL		2			2
UF KANAPAHA LAB BEAKER		2			2
BROOKS -TLC HOSPITAL SYSTEM			2	100%	2
Oak Creek Terrace		2			2
NIAGARA APOTHECARY INC		2			2
WALGREENS #15495		1	1	50%	2
LINIL VISITING NURSES, INC		2			2
PM PEDIATRICS OF BAYSIDE PLLC - HOPEWELL JUNCTION		2			2
CATSKILL REGIONAL MEDICAL CENTER		2			2
PHYSICIANS PREMIER			2	100%	2
SENDER RETREAT ADULT DAY CARE CENTERS			2	100%	2
DEBORAH HEART AND LUNG CENTER		2			2
MINUTECLINIC DIAGNOSTIC, PA		2			2
Lenawee Medical Care Facility		2			2
CARE 365			2	100%	2
HOUSTON HEALTH DEPARTMENT - BUREAU OF LABORATORY SERVICES			2	100%	2
SOUTHEASTERN IMMEDIATE CARE- MILLEDGEVILLE GA			2	100%	2
MINUTECLINIC DIAGNOSTIC MEDICAL		2			2
Macon Valley Nursing and Rehabilitation Center		2			2
NEMOURS CHILDREN'S PRIMARY CARE THE VILLAGES		2			2
CVS NC3514POCT STANLEY		2			2
NATIONAL JEWISH HEALTH			2	100%	2
SIMMONS			2	100%	2
ASANTE ROGUE REGIONAL MEDICAL CENTER L		2			2
MEMORIAL HEALTH UNIVERSITY MEDICAL CENTER			2	100%	2
RRMC CREEKSIDE LAB		2			2
PALM BAY COMMUNITY OUTPATIENT CLINIC		2			2
RIVERSIDE METHODIST HOSPITAL LAB			2	100%	2
WURLAND NURSING AND REHABILITATION, L		2			2
MILFORD REGIONAL HOSPITAL			2	100%	2
MIDWAY SPECIALTY CARE CENTER INC		2			2
DALLAS VA MEDICAL CENTER - VA NORTH TEXAS HEALTH CARE SYSTEM			2	100%	2
ASSOCIATES IN UROGYNECOLOGY MD LLC		2			2
HOME CARE PHARMACY OF PALM COAST INC		2			2
BIONIC TECHNOLOGIES CORPORATION			2	100%	2
MANASOTA PEDIATRICS			2	100%	2
DASCENA LAB			2	100%	2
NORTHSIDE HOSPITAL DULUTH		1	1	50%	2
UK HEALTHCARE			2	100%	2
UNIVERSITY OF TEXAS AT EL PASO, THE			2	100%	2
MEDAILLE COLLEGE WELLNESS CENTER		2			2

COVID-19: testing by laboratory

Data through Mar 29, 2021 verified as of Mar 30, 2021 at 09:25 AM

Data in this report are provisional and subject to change.

The numbers in the table below represent the number of Florida and non-Florida residents for whom test results were received by the Department of Health. A person can be tested by more than one laboratory and can have both positive and negative results. **Therefore, the sum of the numbers in each column will be larger than the total number of people tested.**

Reporting lab	Inconclusive	Negative	Positive	Percent positive	Total
MID AMERICA CLINICAL LABS			2	100%	2
SOUTH HILLSBOROUGH CBOC			2	100%	2
CVS NJ1927POCT GREEN BROOK		2			2
NAVAL BRANCH MEDICAL CLINIC			2	100%	2
MINUTECLINIC, DIAGNOSTIC OF TEXAS, LLC		2			2
VANAYER HEALTHCARE AND REHAB CENTER		2			2
RENFREW CENTERS INC		2			2
WELLNESS MEDICAL CLINIC			2	100%	2
WESTMINSTER SUNCOAST			2	100%	2
CVS NM7242POCT ALBUQUERQUE		2			2
NEW GEN LABS			2	100%	2
POMONA VALLEY COMMUNITY HOSPITAL			2	100%	2
A G RHODES HOME AT WESLEY WOODS		2			2
MEDEXPRESS URGENT CARE, HANOVER		2			2
CVS OH3329POCT LAKEWOOD		2			2
LAWRENCE GENERAL HOSPITAL			2	100%	2
NEBRASKA MEDICAL CENTER			2	100%	2
BROOKSVILLE DIALYSIS			2	100%	2
HUMC		1	1	50%	2
JUST BELIEVE RECOVERY CENTER			2	100%	2
MANSFIELD MEDICAL LODGE			2	100%	2
SUNCOAST BLOOD BANK			2	100%	2
STOP URGENT CARE			2	100%	2
CLEARWATER PAIN MANAGEMENT ASSOCIATES			2	100%	2
Van Wert Manor		2			2
MAYO CLINIC BEACHES PRIMARY CARE CTR		2			2
MERCY HEALTH LAB		1	1	50%	2
LIFT HEALTH		2			2
ST LUKES HOSPITAL			2	100%	2
WASHINGTON STATE DEPARTMENT OF HEALTH PUBLIC HEALTH LABORATORIES			2	100%	2
PALMS OF FT MYERS,THE			2	100%	2
CORE OCCUPATIONAL RESOURCES, LLC			2	100%	2
PLAINS REGIONAL MEDICAL CENTER		2			2
AFC PHYSICIANS OF FLORIDA, PA			2	100%	2
HEALTH & REHAB CTR AT DOLPHINS VIEW, THE			2	100%	2
COASTAL MEDICAL LAB			2	100%	2
HEARTLAND HOME HEALTH CARE		2			2
UNM SANDOVAL REGIONAL MEDICAL CENTER		2			2
Workmens Circle Multicare Center		2			2
Cedar Valley Nursing & Rehab Center		2			2
Granville Center	1	1			2
MEDEXPRESS URGENT CARE - LINCOLN VILLA		2			2
MCLAREN REGIONAL MEDICAL CENTER			2	100%	2
Jacob's Creek Nursing and Rehabilitation Center		2			2
EXCELTOX LABORATORIES LLC		2			2
GENETIC ASSAYS INC			2	100%	2
UNIVERSITY COMMUNITY HEALTH SERVICES		1	1	50%	2

COVID-19: testing by laboratory

Data through Mar 29, 2021 verified as of Mar 30, 2021 at 09:25 AM

Data in this report are provisional and subject to change.

The numbers in the table below represent the number of Florida and non-Florida residents for whom test results were received by the Department of Health. A person can be tested by more than one laboratory and can have both positive and negative results. **Therefore, the sum of the numbers in each column will be larger than the total number of people tested.**

Reporting lab	Inconclusive	Negative	Positive	Percent positive	Total
KJ MEDICAL PRACTICE PC		2			2
THE EDGEWATER AND WATERMAN VILLAGE			2	100%	2
CVS AZ7075POCT CHANDLER		2			2
ORMOND BEACH URGENT CARE			2	100%	2
BAPTIST HEALTH LEXINGTON			2	100%	2
RIVER CITY MEDICAL ASSOCIATES, INC			2	100%	2
DALLAS MEDICAL CENTER			2	100%	2
OPTUM FLORIDA		2			2
Walgreens #9278		2			2
CVS MA217POCT TEWKSBURY		2			2
PPD CLINICAL RESEARCH UNIT			2	100%	2
Sevierville Health and Rehabilitation		2			2
EXPRESS PHARMACY INC		1	1	50%	2
First Care Living Center/Essentia Health			2	100%	2
EXCEL URGENT CARE OF PARAMUS LLC		2			2
LAKEVIEW HEALTH CARE SYSTEM LLC			2	100%	2
ONTARIO COUNTY PUBLIC HEALTH		2			2
NORTHSIDE FAMILY MEDICINE AND URGENT CARE (EAST COBB)		2			2
DESERT HOSPITAL/CPHU CLINICAL LABORATORY			2	100%	2
MASSENA HOSPITAL LABORATORY		2			2
MEDEXPRESS URGENT CARE - SOUTH CHARLESTON		2			2
RAPID MEDLAB (004MO)		2			2
TALLAHASSEE MEMORIAL HEALTHCARE FAMILY MED RESIDENCY			2	100%	2
DUBOIS CONTINUUM OF CARE COMMUNITY INC		2			2
INTEAM HEALTH, INC.			2	100%	2
INTEGRATED REGIONAL LABS			2	100%	2
MAGNOLIA ADULT, LLC			2	100%	2
CHILDREN'S MEDICAL CENTER-EAST ORLANDO			2	100%	2
CARE ATC SUN HYDRAULICS TALLAVAST			2	100%	2
CVS CA9485POCT MISSION VIEJO		2			2
CARELINE PHARMACY AND HEALTHCARE SERVICES		1	1	50%	2
INTERNAL MEDICINE SPECIALISTS MEDICAL GROUP, PA		2			2
WillowBrooke Court at Westminster Village		2			2
LEXINGTON PLACE			2	100%	2
PREVENTIVE HEALTH PARTNERS I L S C		2			2
JEFFERSON WASHINGTON TOWNSHIP HOSPITAL		2			2
Huntington Health Care and Rehabilitation Center		2			2
MARCO ISLAND HOSPITAL INC D/B/A		1	1	50%	2
CVS NJ2508POCT MANALAPAN		2			2
SWEDISH COVENANT HOSPITAL			2	100%	2
NEW YORK PSYCHIATRIC INSTITUTE		2			2
Tuscola County Medical Care Community		2			2
THE HOSPITAL OF PROVIDENCE EMERGENCY ROOM			2	100%	2
CONCENTRA - PLANT CITY		2			2
SHELBYVILLE HOSPITAL COMPANY		2			2
CVS IN6559POCT AVON		2			2
LAKE SUCCESS EXTENDED CARE		2			2

COVID-19: testing by laboratory

Data through Mar 29, 2021 verified as of Mar 30, 2021 at 09:25 AM

Data in this report are provisional and subject to change.

The numbers in the table below represent the number of Florida and non-Florida residents for whom test results were received by the Department of Health. A person can be tested by more than one laboratory and can have both positive and negative results. **Therefore, the sum of the numbers in each column will be larger than the total number of people tested.**

Reporting lab	Inconclusive	Negative	Positive	Percent positive	Total
BAYCARE LABORATORIES			2	100%	2
CHESTERFIELD HEALTHCARE GROUP, INC		2			2
SOUTH BAY CORRECTIONAL FACILITY			2	100%	2
MEDEXPRESS - WILMINGTON KIRKWOOD HIGHWAY		2			2
BROOKDALE ALTAMONTE SPRINGS			2	100%	2
NORTHSIDE FAMILY MEDICINE AND URGENT CARE (HOLLY SPRINGS)		2			2
The Friendly Home		2			2
Heartland Healthcare Center Boca Raton			2	100%	2
WyndRidge Health & Rehabilitation		2			2
VALUE DRUGS BRONXVILLE INC		2			2
MAINE CENTER FOR DISEASE CONTROL AND PREVENTION			2	100%	2
ADVENTHEALTH IMAGING PARTIN SETTLEMENT			2	100%	2
AdventHealth Care Center Orlando North			2	100%	2
BIRMINGHAM INTERNAL MEDICINE ASSOCIATE		1	1	50%	2
CEDARS-SINAI MEDICAL CENTER			2	100%	2
Kroger 596 - The Little Clinic Brentwood		2			2
FEDERAL CORRECTIONAL INSTITUTION MARIANNA			2	100%	2
WISCONSIN STATE LABORATORY OF HYGIENE		1	1	50%	2
PRECISION CLINICAL RESEARCH			2	100%	2
GULF COAST REGIONAL MEDICAL CARE		2			2
Medilodge of Monroe		2			2
ONE MEDICAL GROUP		1	1	50%	2
HEALTH GROUP CENTER INC			2	100%	2
CVS M08581POCT BLUE SPRINGS		1	1	50%	2
IM&P WELLNES CENTER			2	100%	2
UHEALTH CARDIOLOGY			2	100%	2
CVS NV5942POCT LAS VEGAS		2			2
NORTH MANATEE HEALTH CARE CENTER			2	100%	2
TMH REHABILITATION CENTER		2			2
MADISON HOSPITAL LABORATORY			2	100%	2
MEDEXPRESS URGENT CARE - DERBY N ROCK		2			2
SUMMIT URGENT CARE PS			2	100%	2
WHITESANDS OUTPATIENT TREATMENT		2			2
METHODIST MANSFIELD MEDICAL CENTER			2	100%	2
MINUTECLINIC DIAGNOSTIC OF OHIO #6192		2			2
CVS MINUTE CLINIC #5836		2			2
Eugene J. Towbin Healthcare Center		2			2
MEDEXPRESS URGENT CARE - RUNNEMEDE		1	1	50%	2
Walgreens #12427		1	1	50%	2
LILY PHARMACY		2			2
ROCKWALL URGENT CARE			2	100%	2
SALEM VAMC		2			2
PALM BEACH DIABETES & ENDOCRINE SPECIALISTS PA			2	100%	2
BAYMEADOWS PRIMARY CARE		2			2
MEDEXPRESS URGENT CARE-SALINA, S 9TH ST		2			2
TWELVE OAKS RECOVERY CENTER			2	100%	2
CORNERSTONE MEDICAL CARE OF BRANDON		2			2

COVID-19: testing by laboratory

Data through Mar 29, 2021 verified as of Mar 30, 2021 at 09:25 AM

Data in this report are provisional and subject to change.

The numbers in the table below represent the number of Florida and non-Florida residents for whom test results were received by the Department of Health. A person can be tested by more than one laboratory and can have both positive and negative results. **Therefore, the sum of the numbers in each column will be larger than the total number of people tested.**

Reporting lab	Inconclusive	Negative	Positive	Percent positive	Total
HEALTH PARTNERS REGIONAL HOSPITAL			2	100%	2
MED-LAKE LABORATORY, LLC			2	100%	2
FLORIDA MEDICAL CLINIC, LLC			2	100%	2
MAJESTIC OAKS			2	100%	2
POMERENE HOSPITAL			2	100%	2
MAYO CLINIC GROUP PRACTICE LABORATORY			2	100%	2
Beth Sholom Home of Eastern Virginia		1	1	50%	2
VILLAGES HEALTH SYSTEM, LLC, THE			2	100%	2
HOPE HEALTH & WELLNESS		2			2
MELBOURNE URGENT CARE			2	100%	2
VAULT HEALTH			2	100%	2
Waycross Health and Rehabilitation		2			2
SUMMERFIELD RETIREMENT LIVING, INC			2	100%	2
ADVENTHEALTH EAST ORLANDO EMPLOYEE CLINIC		2			2
GILA REGIONAL MEDICAL CENTER		2			2
GERM BUSTERS 911 LLC			2	100%	2
Absolut Care at Three Rivers		2			2
PRIMACARE MEDICAL LAKEWOOD			2	100%	2
OELWEIN HEALTH CARE CENTER		2			2
TRINITAS REGIONAL MEDICAL CENTER		1	1	50%	2
NORTHSIDE HOSPITAL D/B/A ARTHRITIS		2			2
PENSACOLA MEDICAL CLINIC LLC			2	100%	2
MATHER HOSPITAL			2	100%	2
FALCON HEALTH CENTER			2	100%	2
PUBLIX PHARMACY #1092		2			2
ALBUQUERQUE - AMG SPECIALTY HOSPITAL		2			2
BROOKDALE PALM BEACH GARDENS			2	100%	2
The Grand Rehabilitation & Nursing Utica		2			2
KIDSVILLE PEDIATRICS IV PA		1	1	50%	2
PINELLAS CHD - CLEARWATER		1	1	50%	2
MAWD PATHOLOGY GROUP			2	100%	2
UWMC MONTLAKE DEPT OF LAB MED			2	100%	2
BRENTWOOD AT FORE RANCH			2	100%	2
CLINICAL REFERENCE LABORATORY, INC		2			2
ALL PEDIATRIC CARE PA			2	100%	2
APPLING NURSING & REHABILITATION PAVIL		2			2
MC DIAGNOSTIC OF CONNECTICUT, PC #252		1	1	50%	2
UHEALTH CORAL SPRINGS			2	100%	2
BERNHARDT LABORATORIES INC			2	100%	2
JRS LABORATORY			2	100%	2
PROSPECT URGENT CARE			2	100%	2
COVANCE			2	100%	2
FLORIDA DEPARTMENT OF HEALTH IN ESCAMBIA COUNTY		1	1	50%	2
MEDEXPRESS URGENT CARE - SPRINGDALE, S 40TH STREET		2			2
SIGNATURE CARE LEWISVILLE-EMERGENCY CENTER		1	1	50%	2
POPLAR HEALTHCARE			2	100%	2
JACKSON LABORATORY OF GENOMIC MEDICINE		2			2

COVID-19: testing by laboratory

Data through Mar 29, 2021 verified as of Mar 30, 2021 at 09:25 AM

Data in this report are provisional and subject to change.

The numbers in the table below represent the number of Florida and non-Florida residents for whom test results were received by the Department of Health. A person can be tested by more than one laboratory and can have both positive and negative results. **Therefore, the sum of the numbers in each column will be larger than the total number of people tested.**

Reporting lab	Inconclusive	Negative	Positive	Percent positive	Total
STATCARE URGENT AND WALK-IN			2	100%	2
STANFORD HEALTH CARE ANATOMIC PATHOLOGY & CLINICAL LAB			2	100%	2
ADVENT HEALTH CENTRAL TEXAS		1	1	50%	2
KR AT COLLEGE HARBOR		2			2
URGENT CARE AND SURGERY CENTER			2	100%	2
INA		1	1	50%	2
LAKE BALDWIN			2	100%	2
BIOMAT USA			2	100%	2
CROSSTOWN PHARMACY		2			2
IN AND OUT URGENT CARE			2	100%	2
ATVIVO LLC		2			2
MEDEXPRESS URGENT CARE - ROSS TOWNSHIP		2			2
ADVANCED MEDICAL CARE			2	100%	2
ManorCare Rehab Center of Marietta		2			2
MEDICAL ASSOCIATES OF BREVARD LLC		1	1	50%	2
Durham VAMC		2			2
COLONIAL VILLA GOOD SAMARITAN CENTER		2			2
CVS NC4169POCT FAYETTEVILLE		2			2
RURAL/METRO MIDSOUTH,		2			2
DEPT OF HEALTH			2	100%	2
VALLEY BAPTIST MEDICAL CENTER: BROWNSVILLE			2	100%	2
METROHEALTH SYSTEM			2	100%	2
MARYWOOD NURSING CARE CENTER		2			2
NORTHSIDE FAMILY MEDICINE AND URGENT CARE (CUMMING)		2			2
MARTIN MEDICAL CENTER INC		1	1	50%	2
SOUTHERN SURGICAL ARTS		2			2
WOMENS CARE FLORIDA LLC-LABORATORY		2			2
HOCHBERG LOWER SCHOOL		2			2
MINERS COLFAX MEDICAL CENTER		2			2
PHOEBE BERKS HEALTH CARE CENTER		2			2
HEALTH FIRST MEDICAL GROUP			2	100%	2
PIEDMONT WALTON HOSPITAL		2			2
DUKE HEALTH REGIONAL HOSPITAL			2	100%	2
PT&J REHAB LLC		1	1	50%	2
MORRISTOWN MEMORIAL HOSPITAL		2			2
GULF COAST MEDICAL CENTER RESPIRATORY CARE			2	100%	2
MAURY REGIONAL MEDICAL CENTER		2			2
MEMORIAL HOSPITAL OF SOUTH BEND			2	100%	2
FLORIDA MEDICAL CENTER			2	100%	2
Cottage of the Shoals		2			2
FLORIDA MEDICAL CLINIC RADIOLOGY DALE MABRY		2			2
PRECISION DIAGNOSTIC INC		2			2
KEY WEST HMA PHYSICIAN MANAGEMENT, LLC			2	100%	2
AZALEA HEALTH AND REHABILITATION		2			2
AMERICAN MEDICAL LABORATORIES			2	100%	2
Kroger 667 - The Little Clinic Litchfield Park		2			2
TENNESSEE VALLEY HCS			2	100%	2

COVID-19: testing by laboratory

Data through Mar 29, 2021 verified as of Mar 30, 2021 at 09:25 AM

Data in this report are provisional and subject to change.

The numbers in the table below represent the number of Florida and non-Florida residents for whom test results were received by the Department of Health. A person can be tested by more than one laboratory and can have both positive and negative results. **Therefore, the sum of the numbers in each column will be larger than the total number of people tested.**

Reporting lab	Inconclusive	Negative	Positive	Percent positive	Total
C19 LABS			2	100%	2
INSPIRE HEALTHCARE CENTER			2	100%	2
IP BOISE 1		1	1	50%	2
ASCENSION ST VINCENT'S RIVERSIDE			2	100%	2
AFC URGENT CARE GUNBARREL			2	100%	2
MINUTECLINIC DIAG OF IND, LLC #4368		2			2
NAVAL MEDICAL CENTER			2	100%	2
Kroger 020 - The Little Clinic Wheat Ridge		2			2
TMH EC NORTHEAST LABORATORY			2	100%	2
NEW BRIDGE MEDICAL CENTER		2			2
MEDEXPRESS URGENT CARE - WEXFORD		2			2
Life Care Center of Elyria		2			2
RAPID URGENT CARE - ALBANY			2	100%	2
CVS M05724POCT KANSAS CITY		2			2
SENECA HEALTH CARE CENTER		2			2
WEAKLEY COUNTY REHAB AND NURSING CENTER		2			2
MEDEXPRESS URGENT CARE - LAWRENCE		2			2
PM PEDIATRICS OF BAYSIDE, PLLC - RIVE		2			2
NORTON IMMEDIATE CARE CENTER - PRESTON			2	100%	2
PRIMARY CARE SERVICES AT EDGEWATER		2			2
ORLANDO LUTHERAN TOWERS		1	1	50%	2
PALOS COMMUNITY HOSPITAL LABORATORY			2	100%	2
AGILE URGENT CARE			2	100%	2
CHARLOTTE COUNTY HEALTH DEPARTMENT			2	100%	2
AMERICAN RESEARCH CENTERS OF FLORIDA			2	100%	2
CVS AZ7263POCT PHOENIX		2			2
RDX BIOSCIENCE INC			2	100%	2
ASHLEY PEDIATRICS			2	100%	2
BAPTIST HOSPITAL INTERNAL MEDICINE GULF BREEZE			2	100%	2
STUART SURGERY CENTER, LLC			2	100%	2
AHC PARIS		2			2
MOBILE COUNTY HEALTH DEPARTMENT		1	1	50%	2
NEMOURS CHILDREN'S PRIMARY CARE OF VERO BEACH			2	100%	2
SARASOTA MEMORIAL MEDICAL URGENT CARE CENTER			2	100%	2
VETERANS AFFAIRS MEDICAL CENTER - GREATER LOS ANGELES			2	100%	2
Walgreens #19019		2			2
ASANTE THREE RIVERS MEDICAL CENTER LAB		2			2
PANCARE HEALTH - SNEADS ELEMENTARY			2	100%	2
CVS AZ7841POCT TUCSON		2			2
MD NOW URGENT CARE MEDICAL CENTERS INC			2	100%	2
PLASMA MED RESEARCH DBA		2			2
JOHN D. ARCHBOLD MEM. HOSPITAL			2	100%	2
CIGNA GATEWAY			2	100%	2
MERCY CONVENIENT CARE			2	100%	2
MEDEXPRESS URGENT CARE - OMAHA N 72 ST		2			2
AYASS BIOSCIENCE LLC			2	100%	2
RIGHT AT HOME			2	100%	2

COVID-19: testing by laboratory

Data through Mar 29, 2021 verified as of Mar 30, 2021 at 09:25 AM

Data in this report are provisional and subject to change.

The numbers in the table below represent the number of Florida and non-Florida residents for whom test results were received by the Department of Health. A person can be tested by more than one laboratory and can have both positive and negative results. **Therefore, the sum of the numbers in each column will be larger than the total number of people tested.**

Reporting lab	Inconclusive	Negative	Positive	Percent positive	Total
BOND COMMUNITY HEALTH CENTER			2	100%	2
LIFETIME FAMILY URGENT CARE			2	100%	2
Warren Center for Rehabilitation and Nursing		2			2
ACKERMAN CANCER CENTER		2			2
CVS MA1945POCT HANOVER		2			2
MEMORIAL HEALTH SYSTEM		1	1	50%	2
Stillwater Healthcare		2			2
MEMORIAL HERMANN CONSOLIDATED LABORATORY SERVICES			2	100%	2
CVS MA137POCT QUINCY		2			2
ST. ELIZABETH HEALTHCARE			2	100%	2
NORTHEAST FLORIDA HEALTH SERVICES, INC DBA FAMILY HEALTH SOURCE			2	100%	2
QUEST DIAGNOSTICS INCORPORATED			2	100%	2
Kroger 777 - The Little Clinic Shelbyville		1	1	50%	2
CVS OH5457POCT POWELL		2			2
UPS			2	100%	2
MONICE DR.			2	100%	2
BOCA RATON REGIONAL HOSPITAL INC			2	100%	2
MEDEXPRESS URGENT CARE-MT PLEASANT		1	1	50%	2
Church Creek SNF			2	100%	2
MEDRITE MEDICAL CARE PC		2			2
MEDEXPRESS URGENT CARE - WOODBURY			2	100%	2
MEDEXPRESS URGENT CARE - BENTON		2			2
FLORIDA MEDICAL CLINIC IM LUTz			2	100%	2
STARR COUNTY MEMORIAL HOSPITAL			2	100%	2
CVS TX7603POCT SAGINAW		2			2
STARR CITY OF ROMA COMMUNITY CENTER			2	100%	2
MEMORIAL HOSPITAL OF CARBONDALE			2	100%	2
AFC URGENT CARE CLEVELAND			2	100%	2
New Jersey Aim At Smg		2			2
Covington Care Nursing and Rehabilitation		2			2
CVS AZ33POCT TEMPE		2			2
RAJ K PAI MD PA			2	100%	2
ACCESS MEDICAL GROUP OF FLORIDA CITY			2	100%	2
Crowne Health Care of Greenville		2			2
MEDEXPRESS URGENT CARE - BROOKHAVEN		2			2
OUR LADY OF THE LAKE REGIONAL MEDICAL CENTER			2	100%	2
CROSSROADS			2	100%	2
INN AT LAPOSADA,THE			2	100%	2
NORTH OKALOOSA PHYSICIAN GRP - WALK IN CLINIC			2	100%	2
VA OUTPATIENT PHARMACY			2	100%	2
BAYLOR COLLEGE OF MEDICINE			2	100%	2
Kroger 400 - The Little Clinic Hartley Bridge Rd		1	1	50%	2
DOCTORS HOSPITAL OF AUGUSTA		2			2
USCG ABBOTT BINAXNOW		1	1	50%	2
Bedford Care Center of Hattiesburg		2			2
WELL HEALTH LABS			2	100%	2
SOUTH DAKOTA DEPARTMENT OF HEALTH		2			2

COVID-19: testing by laboratory

Data through Mar 29, 2021 verified as of Mar 30, 2021 at 09:25 AM

Data in this report are provisional and subject to change.

The numbers in the table below represent the number of Florida and non-Florida residents for whom test results were received by the Department of Health. A person can be tested by more than one laboratory and can have both positive and negative results. **Therefore, the sum of the numbers in each column will be larger than the total number of people tested.**

Reporting lab	Inconclusive	Negative	Positive	Percent positive	Total
HARRINGTON PARK HEALTH AND REHAB		2			2
MINUTECLINIC DIAG OF IND, LLC #6250		2			2
HEALTH EXPRESS URGENT CARE			2	100%	2
CVS MN663POCT APPLE VALLEY		2			2
JASPER MEMORIAL HOSPITAL		1	1	50%	2
CARINGPLUS HOMECARE LLC		1	1	50%	2
FLORIDA DEPARTMENT OF HEALTH (FDOH)			2	100%	2
FLORIDA DEPARTMENT OF HEALTH IN LEE COUNTY		1	1	50%	2
CVS NC2559POCT CHARLOTTE		2			2
Good Samaritan Society-Blackduck		1	1	50%	2
SPECIALTY LABORATORIES			2	100%	2
MEDEXPRESS URGENT CARE - LINCOLN N 26T		2			2
WALGREENS #05477		2			2
PALM CITY NURSING AND REHAB CENTER			2	100%	2
ATLANTIC DIAGNOSTICS			2	100%	2
ANDERSON COUNTY HOSPITAL			2	100%	2
LEHIGH MEDICAL AND RESEARCH CENTER, INC			2	100%	2
COLUMBIA COTTAGE		2			2
87TH MEDICAL GROUP – MCGUIRE AMBULATORY CARE FACILITY		2			2
Kroger 686 - The Little Clinic Farragut		2			2
CONEMAUGH MEMORIAL MEDICAL CENTER		2			2
CALIFORNIA DIVISION OF COMMUNICABLE DISEASE CONTROL			2	100%	2
NLC LABS			2	100%	2
HCA HOUSTON ER 24/7			2	100%	2
Avanti Wellness and Rehab			2	100%	2
BOSTON PUBLIC HEALTH COMMISSION			2	100%	2
WALGREENS NO 10512		1	1	50%	2
BAPTIST HOSPITAL LABORATORY			2	100%	2
MID-FLORIDA HEMATOLOGY AND ONCOLOGY CENTERS		2			2
CVS MA1877POCT NORTON		2			2
SYLVAN NURSING			2	100%	2
CVS IL8750POCT CHICAGO		1	1	50%	2
MEDEXPRESS URGENT CARE - MYLAN			2	100%	2
VITAL CARE CLINIC, LLC			2	100%	2
WELLSTAR WEST GEORGIA MEDICAL CENTER		2			2
PEACE RIVER MEDICAL CENTER		2			2
DR. G'S URGENT CARE			2	100%	2
NEXTCARE WYOMING LLC			2	100%	2
Garden Isle Healthcare and Rehabilitation Center		2			2
Manor At Perrysburg		2			2
MOORE CLINICAL RESEARCH INC			2	100%	2
GOLDSTEIN			2	100%	2
MEDEXPRESS URGENT CARE - BRIDGEVILLE		2			2
INSTANT MEDICAL CARE CENTER		1	1	50%	2
PALMETTO FAMILY HEALTH CENTER			2	100%	2
SAWGRASS PEDIATRIC PARTNERS LLC			2	100%	2
ROUTE 16 PHARMACY LLC DBA HOLLAND PHAR		2			2

COVID-19: testing by laboratory

Data through Mar 29, 2021 verified as of Mar 30, 2021 at 09:25 AM

Data in this report are provisional and subject to change.

The numbers in the table below represent the number of Florida and non-Florida residents for whom test results were received by the Department of Health. A person can be tested by more than one laboratory and can have both positive and negative results. **Therefore, the sum of the numbers in each column will be larger than the total number of people tested.**

Reporting lab	Inconclusive	Negative	Positive	Percent positive	Total
MAIN STREET MEDICAL CENTERS		2			2
441 URGENT CARE-MULBERRY			2	100%	2
BAYSTATE MEDICAL CENTER		1	1	50%	2
CVS AZ9290POCT PHOENIX		2			2
HELEN HAYES HOSPITAL LABORATORY		2			2
Crestwood Nursing Center		1	1	50%	2
FALLSBURG CHAI		2			2
Kroger 519 - The Little Clinic Georgesville Square		2			2
APC PEDIATRICS			2	100%	2
CVS NV8784POCT LAS VEGAS		1	1	50%	2
Michael J Crescenz VA Outpatient Dialysis Center		2			2
Elba Nursing and Rehabilitation Center, LLC		2			2
EXCEPTIONAL EMERGENCY CENTER - AMARILLO			2	100%	2
CARTERSVILLE MEDICAL CENTER			2	100%	2
PINARD HOME HEALTH SERVICES INC			2	100%	2
PRIMARY HEALTH CARE ASSOCIATES INC			2	100%	2
WALGREENS #06583		2			2
AMEDISYS HOME HEALTH OF GREENVILLE			2	100%	2
ACCESS MEDICAL GROUP OF TAMPA II, INC		2			2
AHC Forest cove		2			2
Greystone Nursing and Rehab, LLC			2	100%	2
SAFE PMC		2			2
Birchaven		2			2
Hackensack Univ Medical Center At Pasc		1	1	50%	2
LACORP		1	1	50%	2
FLORIDA MENTOR FAULKNER GROUP HOME			2	100%	2
DRR JMC URGENT CARE DONALD ROSS			2	100%	2
MEDEXPRESS URGENT CARE - CEDAR KNOLLS		2			2
STEWART ST ELIZABETH MEDICAL CENTER			2	100%	2
REGIONS HOSPITAL LABORATORY			2	100%	2
LAB CORP OF AMER SAN DIEGO			2	100%	2
PTC LABORATORIES			2	100%	2
Good Samaritan Society Waukon		2			2
ST JOHN'S RIVERSIDE HOSPITAL		2			2
Kroger 619 - The Little Clinic Hendersonville Indian Lake		2			2
PEACEHEALTH CENTRAL		2			2
FKC AMELIA ISLAND DIALYSIS			2	100%	2
FLAGLER PROFESSIONAL HEALTH CAE SERVICES INC		2			2
SIMPLY HEALTHCARE AND WELLNESS CLINIC, PC			2	100%	2
WARE EXPRESS CARE			2	100%	2
BAYSHORE MEDICAL CENTER			2	100%	2
CLEVELAND CLINIC IMAGING			2	100%	2
BAPTIST HEALTHCARE - LAKEVIEW CENTER INC		2			2
THE RIM URGENT CARE			2	100%	2
CVS IL2788POCT BUFFALO GROVE		2			2
LOWELL GENERAL HOSPITAL			2	100%	2
CVS MA41POCT TAUNTON		2			2

COVID-19: testing by laboratory

Data through Mar 29, 2021 verified as of Mar 30, 2021 at 09:25 AM

Data in this report are provisional and subject to change.

The numbers in the table below represent the number of Florida and non-Florida residents for whom test results were received by the Department of Health. A person can be tested by more than one laboratory and can have both positive and negative results. **Therefore, the sum of the numbers in each column will be larger than the total number of people tested.**

Reporting lab	Inconclusive	Negative	Positive	Percent positive	Total
Kroger 647 - The Little Clinic Newnan Crossings		1	1	50%	2
MINUTECLINIC DIAGNOSTIC PA #7110		2			2
SMITH NORTHVIEW HOSPITAL LAB			2	100%	2
FLORIDA MEDICAL CLINIC CARDIOLOGY-ZH			2	100%	2
TWIN LAKES REHAB & HEALTHCARE		2			2
EASTSIDE SPORTS COMPLEX			2	100%	2
WEST HOUSTON MEDICAL CENTER			2	100%	2
PRONTO URGENT CARE			2	100%	2
LABTOX LABORATORIES			2	100%	2
Alden Terrace of McHenry			2	100%	2
CVS OH3980POCT KENT		2			2
LONG, SARAH		1	1	50%	2
Kroger 127 - The Little Clinic Lakewood-Alameda		2			2
BAPTIST HOSPITAL PRIMARY CARE GULF BREEZE			2	100%	2
ST. VINCENT HOSPITAL			2	100%	2
PruittHealth Lakehaven		2			2
SOUTHERN TENNESSEE MEDICAL CENTER			2	100%	2
Advanced Rehabilitation and Healthcare of Wichita Falls		2			2
COX HEALTH SOUTH LAB		1	1	50%	2
FLORIDA CLINICAL LABORATORY INC			2	100%	2
HPH HOME CARE		1	1	50%	2
BUFFALO CROSSINGS HEALTHCARE AND REHABILITATION CENTER			2	100%	2
CVS MA969POCT PALMER		2			2
MC MEDICAL			2	100%	2
Iron County Medical Care Facility		2			2
MEDEXPRESS URGEN CARE - EAST BRUNSWICK		2			2
COUNTRY COTTAGE		2			2
BERGEN COUNTY SURGICAL AND ENDOSCOPY CENTER		2			2
SPECTRA EAST INC		1	1	50%	2
GARDENS PEDIATRICS			2	100%	2
HOLY FAMILY MEDICAL CENTER		1	1	50%	2
IN & OUT URGENT CARE METAIRIE			2	100%	2
SOMA MEDICAL CENTER PA #3 GREENACRES			2	100%	2
CHAPPEL GROUP RESEARCH, THE		2			2
BAPTIST HOSPITAL OF MIAMI MCI BROWARD LABORATORY			2	100%	2
CHNJ		2			2
ACN PHYSICIANS GROUP CORP			2	100%	2
MEDEXPRESS URGENT CARE-BLOOMFIELD AVEN		2			2
Delaware Court Healthcare Center		2			2
OSF SAINT FRANCIS MEDICAL CENTER			2	100%	2
GOOD SAMARITAN HOSPITAL		1	1	50%	2
GOLISANO PEDIATRICS PORT CHARLOTTE HARBOR		2			2
MEMORIAL HERMANN			2	100%	2
WillowBrooke Court at Southampton Estates		2			2
SCIENTIFIC LABORATORY COMPANY		2			2
MD NOW URGENT CARE CENTER INC.			2	100%	2
JULIE STAATS DO		2			2

COVID-19: testing by laboratory

Data through Mar 29, 2021 verified as of Mar 30, 2021 at 09:25 AM

Data in this report are provisional and subject to change.

The numbers in the table below represent the number of Florida and non-Florida residents for whom test results were received by the Department of Health. A person can be tested by more than one laboratory and can have both positive and negative results. **Therefore, the sum of the numbers in each column will be larger than the total number of people tested.**

Reporting lab	Inconclusive	Negative	Positive	Percent positive	Total
WALK IN MEDICAL URGENT CARE PC		2			2
Virginia Gay Nursing and Rehab		2			2
The Suites at Western Home Communities		2			2
PATIENT FIRST MEDICAL CENTER-CARYTOWN			2	100%	2
NEMOURS CHILDREN'S URGENT CARE LAKE NONA			2	100%	2
NEWTON MEMORIAL HOSPITAL		2			2
TEXAS HEALTH CARE			2	100%	2
CVS NH6596POCT HAMPTON		2			2
CVS IN6608POCT NEW PALESTINE			2	100%	2
FHCP ASC - ORANGE CITY			2	100%	2
EVERYBODY'S FAMILY CLINIC		2			2
KAISER SUNNYSIDE MEDICAL CTR LAB		2			2
MIAMI DADE MEDICAL RESEARCH INSTITUTE			2	100%	2
RENE F CEDENO DMD PA		2			2
Kroger 328 - The Little Clinic Henderson Road		2			2
ALVERNO CLINICAL LABORATORIES			2	100%	2
UW HOSPITAL AND CLINICS		1	1	50%	2
RABI SINHA, MD		2			2
UNIVERSITY OF MARYLAND MEDICAL CENTER			2	100%	2
CVS AZ5477POCT SURPRISE		2			2
AUGUSTA HEALTH SKILLED CARE			2	100%	2
PIEDMONT FAYETTE HOSPITAL		1	1	50%	2
SPRINGHILL SENIOR RESIDENCE		2			2
SIGNAL DIAGNOSTICS DBA FLOWHEALTH LABS			2	100%	2
SOUTHERN BREEZE HEALTHCARE		1	1	50%	2
Chatham Nursing and Rehab Center		2			2
Oakmont of Katy Nursing and Rehabilitation		2			2
CARESPOT URGENT CARE		1	1	50%	2
Tidelands Health Rehabilitation Hospital			2	100%	2
MINUTECLINIC DIAGNOSTIC, PA #10252		2			2
Edinboro Manor		2			2
MEDEXPRESS URGENT CARE-SELINGSGROVE		2			2
UNIVERSTIY OF ILLINOIS HOSPITAL			2	100%	2
CREATIVE HEALTH CENTER			2	100%	2
CVS MA2125POCT NATICK		1	1	50%	2
DAYTON CHILDRENS HOSPITAL LAB			2	100%	2
HACKENSACK MERIDIAN URGENT CARE, PC		2			2
TMH PHYSICIAN PARTNERS MONTICELLO		1	1	50%	2
VOLUNTEERS OF AMERICA OF FLORIDA			2	100%	2
The Palms Nursing and Rehabilitation		1	1	50%	2
OPTUM PRIMARY CARE		1	1	50%	2
Kroger 412 - The Little Clinic Oxford		2			2
UT AUSTIN UNIVERSITY HEALTH SERVICES			2	100%	2
CVS CA9497POCT IRVINE		2			2
MINUTECLINIC DIAGNOSTIC OF NEVADA-9586		1	1	50%	2
Hartwell Health and Rehabilitation		2			2
GINKGO-IXLAYER		2			2

COVID-19: testing by laboratory

Data through Mar 29, 2021 verified as of Mar 30, 2021 at 09:25 AM

Data in this report are provisional and subject to change.

The numbers in the table below represent the number of Florida and non-Florida residents for whom test results were received by the Department of Health. A person can be tested by more than one laboratory and can have both positive and negative results. **Therefore, the sum of the numbers in each column will be larger than the total number of people tested.**

Reporting lab	Inconclusive	Negative	Positive	Percent positive	Total
Walgreens #10207		2			2
CVS PA4000POCT INDIANA		2			2
ST. JOSEPH REGIONAL MEDICAL CENTER			2	100%	2
Mitchell Hollingsworth Nursing and Rehab		2			2
MINUTE CLINIC DIAGNOSTIC OF KANSAS PA		2			2
HERNANDO CHILDREN'S			2	100%	2
POINT OF CARE PRIVATE HEALTH MANAGEMENT			2	100%	2
BMC/JACSONVILLE		1	1	50%	2
HOLY TRINITY PHARMACY LLC		2			2
ILLINOIS DEPT OF PUBLIC HEALTH LABS			2	100%	2
Essex Center for Rehabilitation and Healthcare		2			2
ASCENSION ST MICHAEL'S HOSPITAL LAB		1	1	50%	2
PIEDMONT HENRY HOSPITAL, INC		2			2
CITRUS PARK			2	100%	2
Green Mountain Nursing and Rehabilitation		2			2
GEISINGER MEDICAL CENTER		2			2
WAKULLA URGENT CARE & DIAGNOSTIC			2	100%	2
ADVANCED FOOT AND ANKLE OF INDIAN RIVER		2			2
TGH Brandon Healthplex Laboratory			2	100%	2
NORTH DAKOTA VETERANS HOME		2			2
NYUMC CLINICAL LABORATORIES			2	100%	2
Kroger 549 - The Little Clinic Clinton Highway		2			2
UNIVERSITY OF MN MEDICAL CENTER EAST CAMPUS			2	100%	2
WISE HEALTH SYSTEM		1	1	50%	2
U OF MIAMI MILLER SCHOOL OF MEDICINE			2	100%	2
NYU LANGONE HUNTINGTON MEDICAL GROUP		2			2
NEMOURS CHILDRENS PRIMARY CARE			2	100%	2
UT PATH			2	100%	2
MEDLOGIC, LLC		2			2
SOUTHSIDE FAMILY MEDICAL		2			2
MOBILE HEALTH LABS LLC			2	100%	2
SOMA MEDICAL CENTER P.A. #4			2	100%	2
LABRADOR PRIMARY CARE CENTER			2	100%	2
PALM WEST INTERNIST PA			2	100%	2
EASTLAKE MEDICAL CENTER		2			2
MOUNT SINAI MEDICAL CENTER OF FLORIDA, INC			2	100%	2
Iowa Veterans Home		2			2
CSS- TWELVE OAKS			2	100%	2
BAY CORRECTIONAL AND REHABILITATION FACILITY			2	100%	2
MAJESTIC GUARDIANS			2	100%	2
BIOHEALTH MEDICAL LAB INC			2	100%	2
MIDWAY PRIMARY CARE LLC		2			2
Kroger 477 - The Little Clinic Fort Mitchell		2			2
MEDEXPRESS URGENT CARE - MARTINSVILLE		2			2
WATERS PEDIATRIC CENTER			2	100%	2
VALUE DRUGS GREENLAWN INC		2			2
MARLBORO URGENT CARE		2			2

COVID-19: testing by laboratory

Data through Mar 29, 2021 verified as of Mar 30, 2021 at 09:25 AM

Data in this report are provisional and subject to change.

The numbers in the table below represent the number of Florida and non-Florida residents for whom test results were received by the Department of Health. A person can be tested by more than one laboratory and can have both positive and negative results. **Therefore, the sum of the numbers in each column will be larger than the total number of people tested.**

Reporting lab	Inconclusive	Negative	Positive	Percent positive	Total
ROCKEFELLER UNIVERSITY CLINICAL GENOMICS LABORATOR		2			2
MARCO ISLAND MEDICAL CENTER			2	100%	2
SHERIDAN AT HOBE SOUND, THE			2	100%	2
SPECTRUM HEALTH			2	100%	2
TRINITY DIALYSIS			2	100%	2
MINUTECLINIC DIAGNOSTIC OF KANSAS, PC		2			2
VALLEY MEDICAL LABORATORY			2	100%	2
DIVERSE MEDICAL CARE LLC			2	100%	2
Providence of Sparta Health and Rehabilitation		2			2
WELLMED AT SOUTH STUART		2			2
ORLANDO HEALTH PHYSICIAN GROUP INC			2	100%	2
HAMILTON COUNTY HEALTH DEPARTMENT		2			2
ARLINGTON DIALYSIS CENTER LLC		2			2
MASSACHUSETTS DEPARTMENT OF HEALTH			2	100%	2
ROYAL OAK MEDICAL CENTER LLC DBA CHARACTER FAMILY			2	100%	2
Kroger 096 - The Little Clinic Orchard and Holly		2			2
MIDLAND MEMORIAL HOSPITAL			2	100%	2
TANNER MEDICAL CENTER LABORATORY		2			2
OMEGA RESEARCH CONSULTANTS			2	100%	2
SKIN WELLNESS PHYSICIANS LLC		2			2
ROPER HOSPITAL			2	100%	2
Lake Charles Healthcare LLC dba Landmark Lake Charles			2	100%	2
Henry County Health and Rehabilitation		2			2
FIRST CHOICE MEDICAL PC			2	100%	2
SPRINGFIELD HOSPITAL LABORATORY			2	100%	2
CATHOLIC HEALTH LABORATORY SERVICES		2			2
CROSSROADS URGENT CARE DBA URGENT TEA		2			2
ACCESS LABORATORIES LLC			2	100%	2
MIDDLEBURG PEDIATRICS			2	100%	2
MEMORIAL HERMANN HOSPITAL			2	100%	2
TULANE MEDICAL CENTER			2	100%	2
DOCTORS CARE OF PALM COAST			2	100%	2
Kroger 745 - The Little Clinic Somerset		2			2
CVS OH6185POCT PICKERINGTON		2			2
Kroger 672 - The Little Clinic Bill Kennedy & Glenwood		2			2
INSPIRIT SENIOR LIVING			2	100%	2
The Laurels of Hendersonville		2			2
UNIVERSITY OF MISSOURI HEALTH CARE			2	100%	2
GOUVERNEUR HOSPITAL LABORATORY		2			2
Providence VAMC		2			2
Eagle Health and Rehabilitation		2			2
LIFESPRING COMMUNITY HEALTH		2			2
MERCY HEALTH			2	100%	2
HAPPY KIDZ PEDIATRICS PL		1	1	50%	2
DMC UNIVERSITY LABORATORIES		1	1	50%	2
CVS IL7017POCT BLOOMINGTON		2			2
MEDICAL ASSOCIATES OF BREVARD DR S VYAS			2	100%	2

COVID-19: testing by laboratory

Data through Mar 29, 2021 verified as of Mar 30, 2021 at 09:25 AM

Data in this report are provisional and subject to change.

The numbers in the table below represent the number of Florida and non-Florida residents for whom test results were received by the Department of Health. A person can be tested by more than one laboratory and can have both positive and negative results. **Therefore, the sum of the numbers in each column will be larger than the total number of people tested.**

Reporting lab	Inconclusive	Negative	Positive	Percent positive	Total
RIDGEFIELD PEDIATRIC ASSOCIATES		2			2
AL MANI HEALTH INSTUTUTE		2			2
WALGREENS #13605		2			2
CVS NH2257POCT MANCHESTER		2			2
STAGES OF LIFE MEDICAL INSTITUTE			2	100%	2
Jackson Health Care Facility			2	100%	2
EDGEWATER RETIREMENT MANOR			2	100%	2
Lynwood		2			2
HOME ACCESS HEALTH			2	100%	2
VIRGINIA DEPT OF HEALTH OFFICE OF EPIDEMIOLOGY			2	100%	2
ST. MARY'S MEDICAL CENTER EVANSVILLE, INC			2	100%	2
JMC TALLAHASSEE, LLC			2	100%	2
Kroger 426 - The Little Clinic Suwanee		2			2
TLC MEDICAL			2	100%	2
JORDAN VALLEY MEDICAL CENTER			2	100%	2
CVS PA7132POCT THORNDALE		2			2
Beecher Manor Nursing and Rehabilitation Center		2			2
DEKALB MEDICAL CENTER LABORATORY			2	100%	2
BELLIN HOSPITAL			2	100%	2
Colonial Manor Nursing and Rehabilitation Center		2			2
TRICORE REFERENCE LABORATORY		1	1	50%	2
SANFORD REGIONAL HOSPITAL WORTHINGTON		2			2
OCALA REGIONAL KIDNEY CENTER-WEST			2	100%	2
BEAUFORT MEMORIAL			2	100%	2
SPRINGS MEDICAL LAB		1	1	50%	2
Cooperstown Center for Nursing and Rehabillitation		2			2
FLORIDA PRIMARY CARE CENTER PA		2			2
NEW YORK CITY CENTRAL COVID			2	100%	2
MIDDLE TENN MENTAL HEALTH INSTITUTE		2			2
BRANDYWYNE HEALTH CARE CENTER			2	100%	2
DELAWARE DIAGNOSTICS LABS			2	100%	2
WE CARE HOME HEALTH SOLUTIONS LLC			2	100%	2
PM PEDIATRICS OF SELDEN, PLLC		2			2
OSF ST JOSEPH MEDICAL CENTER			2	100%	2
STATE OF FLORIDA			2	100%	2
CVS NV2989POCT NORTH LAS VEGAS		1	1	50%	2
SHORE MEDICAL CENTER		2			2
UNIVERSITY OF MIAMI SCCC RESEARCH LABORATORY			2	100%	2
GRACE HEALTHCARE OF LAKE WALES		1	1	50%	2
DOCTOR'S IN-HOUSE LAB/COMMUNITY HEALTH CENTERS OF PINELLAS - JOHNNIE R			2	100%	2
MEDEXPRESS URGENT CARE - EWING		2			2
EXPRESS CARE WALK-IN CLINIC			2	100%	2
Kroger 441 - The Little Clinic Middletown		2			2
Kroger 130 - The Little Clinic Colorado Springs		2			2
CVS OH4499POCT LYNDHURST		2			2
Piney Grove Nursing and Rehabilitation Center		2			2
CVS PA10825POCT PLYMOUTH MEETING		2			2

COVID-19: testing by laboratory

Data through Mar 29, 2021 verified as of Mar 30, 2021 at 09:25 AM

Data in this report are provisional and subject to change.

The numbers in the table below represent the number of Florida and non-Florida residents for whom test results were received by the Department of Health. A person can be tested by more than one laboratory and can have both positive and negative results. **Therefore, the sum of the numbers in each column will be larger than the total number of people tested.**

Reporting lab	Inconclusive	Negative	Positive	Percent positive	Total
THE WINDSOR ORTEGA		2			2
NATIONWIDE LABORATORY SERVICES		1	1	50%	2
St. Luke's Care Center		2			2
VISITING PHYSICIANS OF THE TREASURE COAST LLC			2	100%	2
ST JOSEPH'S HOSPITAL INC			2	100%	2
DELRAY BEACH HEALTH CENTER			2	100%	2
Bethel Lutheran Home		2			2
CVS SC7567POCT BOILING SPRINGS		1	1	50%	2
TENNESSEE DEPARTMENT OF HEALTH (TDH) - REGIONAL LABORATORY			2	100%	2
Buena Vista Care Center		2			2
COOPER CLINIC			2	100%	2
OAKMONT OF UNION SC, LLC		2			2
US LABS		2			2
Englewood Health Care Center		2			2
NEIGHBORCARE PHARMACY SERVICES		2			2
BLOSSOMS ASSISTED LIVING 1 LLC			2	100%	2
BLACKBAG DIGITAL HEALTH LLC		2			2
SUNNYSIDE MANOR		2			2
NORTH COUNTRY FAMILY HEALTH CENTER INC		2			2
PARKLAND HEALTH & HOSPITAL			2	100%	2
107TH PLACE GROUP HOME		2			2
SUNBRIDGE CARE & REHAB FOR DECATUR		2			2
Holiday Retirement Home			2	100%	2
MEDEXPRESS URGENT CARE - SPRINGFIELD, COOLEY ST		2			2
MEDEXPRESS URGENT CARE - WICHITA, N MAIZE RD		1	1	50%	2
SOUTHEASTERN INSTITUTE OF RESTORATIVE MEDICINE		1	1	50%	2
EVENING PEDIATRICS INC		1	1	50%	2
CORTLAND PARK REHABILITATION AND NURSING CENTER		1	1	50%	2
CHRISTUS SPOHN HOSPITAL			2	100%	2
CITRUS DERMATOLOGY			2	100%	2
RUST MEDICAL CENTER		2			2
GALEN BAYLOR EXTENSION		2			2
DNA DIAGNOSTICS CENTER		2			2
CVS KY2332POCT GEORGETOWN		1	1	50%	2
Kroger 739 - The Little Clinic La Grange Road		2			2
DURAND SENIOR CARE & REHAB CENTER		2			2
WILSON MEMORIAL HOSPITAL			2	100%	2
MEDICAL CENTER LABORATORY			2	100%	2
CENTRAL ARKANSAS VETERANS HEALTHCARE SYSTEM - VETERANS AFFAIRS			2	100%	2
BREVARD FAMILY WALK IN CLINIC			2	100%	2
TEXAS REGIONAL ASTHMA & ALLERGY CENTER			2	100%	2
FL DEPT OF HEALTH MARION COUNTY MOBILE HEALTH UNIT			2	100%	2
ADVENTIST HINSDALE HOSPITAL LABORATORY			2	100%	2
FLORIDA DEPARTMENT OF HEALTH PINELLAS COUNTY-			2	100%	2
ELMHURST MEMORIAL HOSPITAL			2	100%	2
CVS SC2497POCT LEXINGTON		2			2
PEDIATRIC HEALTH CARE		1	1	50%	2

COVID-19: testing by laboratory

Data through Mar 29, 2021 verified as of Mar 30, 2021 at 09:25 AM

Data in this report are provisional and subject to change.

The numbers in the table below represent the number of Florida and non-Florida residents for whom test results were received by the Department of Health. A person can be tested by more than one laboratory and can have both positive and negative results. **Therefore, the sum of the numbers in each column will be larger than the total number of people tested.**

Reporting lab	Inconclusive	Negative	Positive	Percent positive	Total
BLUEWATER TOXICOLOGY			2	100%	2
PHYSICIANS LABORATORY SERVICES			2	100%	2
ROBERTS WESLEYAN COLLEGE HEALTH CENTE		2			2
LABCORP OF AMERICA HOLDINGS		1	1	50%	2
CVS PA371POCT PHILADELPHIA		2			2
AFC/DOCTORS EXPRESS NORTH BERGEN		2			2
LEGACY LABORATORY SERVICES			2	100%	2
COMPLETE HEALTH MEDICAL CENTER			2	100%	2
FASTCARE LLC			2	100%	2
AMICUS MEDICAL CENTER LLC			2	100%	2
BAYCARE OUTREACH LAB			2	100%	2
WARD MEMORIAL HOSPITAL		2			2
KANSAS CITY VA MEDICAL CENTER			2	100%	2
ADVENTHEALTH MEDICAL GROUP INTERNAL MEDICINE		2			2
TEMPUS_LABS			2	100%	2
ADVENTHEALTH MEDICAL GROUP FAMILY AND INTERNAL		1	1	50%	2
Manor Care-Kingston Court of York PA, LLC		2			2
PEDIATRICS IN NORTH FLORIDA PA			2	100%	2
CARTER BLOOD CARE			2	100%	2
Imboden Creek Living Center		2			2
Crowne Health Care of Mobile		2			2
CPL LABS			2	100%	2
CLEVELAND CLINIC FLORIDA LABORATORY			2	100%	2
A+ URGENT/PRIMARY CARE			2	100%	2
CARE NOW DENTON			2	100%	2
ATLAS GENOMICS			2	100%	2
CVS CA8861POCT BUENA PARK		2			2
UMHC HOLLYWOOD LABORATORY			2	100%	2
SELECT MEDICAL CLINIC			2	100%	2
Parkridge Specialty Care		2			2
JOHNSON CITY MEDICAL CENTER		1	1	50%	2
UNIVERSITY HOSPITAL OF BROOKLYN		2			2
CVS OH4300POCT STRONGSVILLE		2			2
CVS IL5797POCT CAROL STREAM		2			2
APALACHEE CENTER INC		2			2
PREMIER MOBILE HEALTH SERVICES, LLC			2	100%	2
MINUTECLINIC MINUTECLINIC #4978		1	1	50%	2
CVS MA1022POCT CAMBRIDGE		2			2
CVS MI8091POCT FRASER		2			2
SANIBEL MEDICAL CLINIC			2	100%	2
DALLAS BAPTIST UNIVERSITY - HEALTH SERVICES			2	100%	2
GRASSY SPRAIN PHARMACY INC		2			2
ADVOCATE SHERMAN HOSPITAL			2	100%	2
PALM MEDICAL CENTER - PLANT CITY		2			2
SACRED HEART HOSPITAL ON THE EMERALD			2	100%	2
PHYSICIANS MEDICAL CENTER		2			2
NATHAN LITTAUER HOSPITAL LAB		2			2

COVID-19: testing by laboratory

Data through Mar 29, 2021 verified as of Mar 30, 2021 at 09:25 AM

Data in this report are provisional and subject to change.

The numbers in the table below represent the number of Florida and non-Florida residents for whom test results were received by the Department of Health. A person can be tested by more than one laboratory and can have both positive and negative results. **Therefore, the sum of the numbers in each column will be larger than the total number of people tested.**

Reporting lab	Inconclusive	Negative	Positive	Percent positive	Total
CONCENTRA - ORLANDO SOUTH II		2			2
THE CLUB AT BOYNTON BEACH, LLC			2	100%	2
ROYAL CARE MEDICAL CENTER			2	100%	2
RICHICHI FAMILY HEALTH			2	100%	2
JACKSONVILLE VA OPC			2	100%	2
MY PHARMACY			2	100%	2
LEGACY ER & URGENT CARE - FRISCO WEST			2	100%	2
MEDPOST - NORTH DALLAS			2	100%	2
VA WNYHCS - Buffalo Division		1	1	50%	2
MEDEXPRESS URGENT CARE - CONWAY		2			2
MEMORIAL HOSPITAL OF TAMPA			2	100%	2
Kings County Hospital Center			2	100%	2
WALGREENS #3811			2	100%	2
SHANDS JACKSONVILLE CLINICAL CENTER		1	1	50%	2
DEER'S HEAD CENTER		2			2
DELRAY BEACH HEALTH DEPT LAB			2	100%	2
GREEN POINT RX INC DBA ALTRU CHEMISTS		2			2
UVA HEALTH SYSTEM MEDICAL LABORATORIES			2	100%	2
NOVA SOUTHEASTERN UNIVERSITY - STUDENT MEDICAL CTR			2	100%	2
DOCTORS MEDICAL CTR OF WALTON COUNTY			2	100%	2
NORTH MCALLEN PEDIATRIC CENTER			2	100%	2
VENETIAN GARDENS		2			2
UNITED MEMORIAL MEDICAL CENTER			2	100%	2
THE DOCTOR'S OFFICE OF WEST CALDWELL		2			2
SYNEOS HEALTH			2	100%	2
Jersey City Medical Center		2			2
SPRING HILL REGIONAL HOSPITAL			2	100%	2
BENEVA LAKES ASSISTED LIVING CENTER			2	100%	2
FLORIDA KEYS PED & ADOLES CTR			2	100%	2
CVS TX19POCT SPRING		2			2
University Center East			2	100%	2
ADVANTA ANALYTICAL LABORATORIES			2	100%	2
LARKIN COMMUNITY HOSPITAL PALM SPRINGS CAMPUS		1	1	50%	2
MEDERI CARETENDERS		1	1	50%	2
Timber Ridge Health Care Center			2	100%	2
CONWAY MEDICAL CENTER			2	100%	2
University Plaza Rehabilitation and Nursing			2	100%	2
GASTROENTEROLOGY ASSOCIATES			2	100%	2
FRASER MEMORIAL HOSPITAL		1	1	50%	2
CITY OF NEW YORK DEPARTMENT OF HEALTH			2	100%	2
EASTERN NIAGARA HOSPITAL		2			2
CVS AZ5892POCT LAVEEN		2			2
SUNSHINE PHARMACY		2			2
ASPIRUS RIVERVIEW HOSPITAL & CLINICS INC		1	1	50%	2
FLORIDA SCHOOL FOR THE DEAF & BLIND			2	100%	2
HCR MANOR CARE SERVICES OF FLORIDA III INC		2			2
AUSTIN REGIONAL CLINIC MICROBIOLOGY LAB			2	100%	2

COVID-19: testing by laboratory

Data through Mar 29, 2021 verified as of Mar 30, 2021 at 09:25 AM

Data in this report are provisional and subject to change.

The numbers in the table below represent the number of Florida and non-Florida residents for whom test results were received by the Department of Health. A person can be tested by more than one laboratory and can have both positive and negative results. **Therefore, the sum of the numbers in each column will be larger than the total number of people tested.**

Reporting lab	Inconclusive	Negative	Positive	Percent positive	Total
MISSION HOSPITAL REGIONAL MEDICAL CENTER			2	100%	2
NORTHWEST MEDICAL CENTER LABORATORY		2			2
RIVERVIEW MEDICAL CLINIC		2			2
SOUTHEAST GEORGIA HEALTH SYSTEM			2	100%	2
VAULT MEDICAL SERVICES		1	1	50%	2
JUPITER PEDIATRIC ASSOCIATES, PA		1	1	50%	2
PARKRIDGE MEDICAL CENTER			2	100%	2
Camellia Gardens		2			2
PALM BEACH DIGESTIVE ASSOCIATES			2	100%	2
ADVENTHEALTH CENTRA CARE POINCIANA			2	100%	2
JBSA-SAM HOUSTON			2	100%	2
Kroger 853 - The Little Clinic East Broad Street		2			2
ESCANDON DIAGNOSTIC CLINIC			2	100%	2
THE CENTER FOR DISCOVERY		2			2
John L. McClellan Memorial Veterans Hospital		2			2
CVS TX7156POCT RICHARDSON		2			2
FLORIDA MEDICAL CENTER OF CLEARWATER		2			2
MEMORIAL HOSPITAL WEST			2	100%	2
ARCPOINT LABS OF ALTAMONTE SPRINGS			2	100%	2
CQUENTIA NGS, LLC			2	100%	2
PUBLIC HEALTH LABORATORY	1		1	50%	2
MEDICAL CENTER, THE		2			2
HANOVER ENDOSCOPY CENTER		2			2
STUDENT HEALTH SERVICES			2	100%	2
BAYLOR SCOTT & WHITE COMPREHENSIVE WOUND			2	100%	2
EMORY CRAWFORD LONG HOSPITAL			2	100%	2
MEMORIAL SLOAN KETTERING CANCER CENTER		1	1	50%	2
INTEGRITY CLINICAL RESEARCH CENTER INC		1	1	50%	2
Alden Des Plaines			2	100%	2
HUMILITY OF MARY HEALTH PARTNERS			2	100%	2
SOUTH TAMPA AFTER HOURS CLINIC			2	100%	2
Manorcare Health Services West Reading North		2			2
Robert Cranfield			2	100%	2
YOUTH AND YOU, INC		2			2
VA SALT LAKE CITY HCS		2			2
EXPRESSCARE URGENT CARE CENTER			2	100%	2
SOWAL HEALTH & DRUG			2	100%	2
CRUC CMCH-COVID-19		2			2
SOUTHCARE PHARMACY INC			2	100%	2
PREMIER PEDIATRICS LLC			2	100%	2
FLORIDA COMMUNITY HEALTH CENTERS, INC.			2	100%	2
HAWAII DEPARTMENT OF HEALTH			2	100%	2
MINUTECLINIC DIAG OF IND, LLC #6908		2			2
MAGNOLIA MANOR OF COLUMBUS		2			2
OAKBRIDGE TERRACE AT SAE			2	100%	2
RAPID RESULT CORP LLC		1	1	50%	2
SYMPHONY OF BUFFALO GROVE		2			2

COVID-19: testing by laboratory

Data through Mar 29, 2021 verified as of Mar 30, 2021 at 09:25 AM

Data in this report are provisional and subject to change.

The numbers in the table below represent the number of Florida and non-Florida residents for whom test results were received by the Department of Health. A person can be tested by more than one laboratory and can have both positive and negative results. **Therefore, the sum of the numbers in each column will be larger than the total number of people tested.**

Reporting lab	Inconclusive	Negative	Positive	Percent positive	Total
CVS IN6555POCT BROWNSBURG		2			2
KEATING SPORTS CENTER		2			2
EMORY JOHNS CREEK HOSPITAL		2			2
EASTERN NEW MEXICO UNIVERSITY STUDENT		2			2
SCDHEC BUREAU OF LABORATORIES			2	100%	2
MAYO CLINIC COUMADIN CLINIC LABORATORY		1	1	50%	2
CVS MA920POCT CLINTON		2			2
NORTHWELL HEALTH			2	100%	2
Great Lakes Health Center			2	100%	2
CDK LIBERTY ENTERPRISES, LLC		2			2
EXCUSED ABSENCE PLLC		2			2
Luther Acres Manor		2			2
PREMIER MEDICAL LABORATORY			2	100%	2
BAYCARE OUTREACH LAB WH SOUTH			2	100%	2
Walgreens #9890		2			2
PALM COAST DIALYSIS		2			2
VA Greater LA HCS-Santa Maria OPC			2	100%	2
RHODE ISLAND DEPARTMENT OF HEALTH LABORATORIES			2	100%	2
EASTSIDE MEDICAL CENTER		2			2
MEASE MANOR MEMORY CARE		2			2
MINUTECLINIC #1773		2			2
FAMILY CARE SPECIALISTS OF ORLANDO			2	100%	2
APPLECARE VALDOSTA			2	100%	2
CENTRAL FLORIDA FAMILY HEALTH CENTER		2			2
WEST COAST PEDIATRICS			2	100%	2
CANDLER HOSPITAL PATHOLOGY LABORATORY		2			2
BFT LAB			2	100%	2
CHI MEMORIAL PRIMARY CARE ASSOCIATES-A		2			2
ENVOY OF FORK UNION, LLC DBA ENVOY AT THE VILLAGE		2			2
SWEETWATER NURSING CENTER		2			2
ASSOCIATES MD MEDICAL GROUP INC			1	100%	1
SKYRIDGE CLINICAL ASSOCIATES		1			1
MAYO CLINIC OUTPATIENT DIALYSIS CENTER			1	100%	1
MEDICAL CITY DENTON			1	100%	1
URGENT CARE OF COASTAL GEORGIA			1	100%	1
ELKTON TRANSITIONAL CARE CENTER		1			1
ALIMETRIX INC		1			1
CENTRAL CAROLINA HOSPITAL			1	100%	1
CARENOW-MONTGOMERY			1	100%	1
DILELLA			1	100%	1
JP MORGAN CHASE HEALTH SERVICES			1	100%	1
PALM COTTAGE OPERATOR LLC			1	100%	1
MCLEOD MEMORIAL HOSPITAL CLARENDON			1	100%	1
Willowbrooke Court at Normandy Farms Estates		1			1
RICHMOND MEDICAL CENTER FOR WOMEN		1			1
NEW YORK UNIVERSITY MEDICAL CENTER			1	100%	1
WALGREENS #10308		1			1

COVID-19: testing by laboratory

Data through Mar 29, 2021 verified as of Mar 30, 2021 at 09:25 AM

Data in this report are provisional and subject to change.

The numbers in the table below represent the number of Florida and non-Florida residents for whom test results were received by the Department of Health. A person can be tested by more than one laboratory and can have both positive and negative results. **Therefore, the sum of the numbers in each column will be larger than the total number of people tested.**

Reporting lab	Inconclusive	Negative	Positive	Percent positive	Total
ST JUDE CARE CENTER		1			1
GWINNETT MEDICAL CENTER			1	100%	1
HENRY FORD WEST BLOOMFIELD HOSPITAL			1	100%	1
BAYMEADOWS PEDIATRIC CARE		1			1
MT SINA1 HOSPICE			1	100%	1
SACRED HEART MEDICAL CENTER			1	100%	1
THE MEDICAL CENTER AT BOWLING GREEN			1	100%	1
GIBSON AREA PRIMARY CARE			1	100%	1
STITCHES ACUTE CARE CENTER OF CHEYENNE			1	100%	1
METRO HEALTH HOSPITAL LABORATORY		1			1
Walgreens #11724		1			1
UNIVERSITY OF VERMONT MEDICAL CENTER			1	100%	1
PREMISEHEALTH		1			1
CVS / PHARMACY #10794			1	100%	1
ST GERARD'S COMMUNITY OF CARE		1			1
FLORIDA MEDICAL CLINIC PA GI			1	100%	1
Domiciliary Rehab & Residential Treatment Program		1			1
WALGREENS #01398			1	100%	1
PALMETTO PRIMARY CARE PHYSICIANS			1	100%	1
ASHLEY PEDIATRICS DAY AND NIGHT CLINIC			1	100%	1
ADVANCED CARDIOVASCULAR DIAGNOSTICS PL		1			1
Valley Center (WV)			1	100%	1
HENRY FORD HOSPITAL			1	100%	1
WESLEY MEDICAL CENTER			1	100%	1
ST LUKES SURGICAL AT THE VILLAGES INC			1	100%	1
STUDENT HEALTH CENTER			1	100%	1
OAK HAVEN REHAB AND NURSING CENTER			1	100%	1
Sherwood Oaks Health Center			1	100%	1
HAWKEYE CARE CENTER DUBUQUE		1			1
2504-HOMEWOOD		1			1
WINCHESTER URGENT CARE, PC		1			1
ROSE HAVEN NURSING CENTER		1			1
Lemont Nursing and Rehab Center			1	100%	1
WESTCOAST FAMILY PRACTICE		1			1
UNIVERSITY OF SOUTH FLORIDA			1	100%	1
VA ST LOUIS HEALTH CARE SYSTEM			1	100%	1
BAPTIST EMERGENCY HOSPITAL - KELLY			1	100%	1
HIBISCUS COURT			1	100%	1
MAYO CLINICAL LABORATORIES		1			1
SUNCOAST RESEARCH GROUP LLC			1	100%	1
SIPERSTEIN DERMATOLOGY LLC			1	100%	1
CVS NE2741POCT LA VISTA		1			1
UNIVERSITY OF IOWA HOSPITALS & CLINICS			1	100%	1
Salem Hills Rehabilitation and Nursing Center		1			1
COVE AT THE MARBELLA,THE			1	100%	1
INTERMOUNTAIN HEALTHCARE LABORATORY SERVICES			1	100%	1
LABTECH DIAGNOSTICS			1	100%	1

COVID-19: testing by laboratory

Data through Mar 29, 2021 verified as of Mar 30, 2021 at 09:25 AM

Data in this report are provisional and subject to change.

The numbers in the table below represent the number of Florida and non-Florida residents for whom test results were received by the Department of Health. A person can be tested by more than one laboratory and can have both positive and negative results. **Therefore, the sum of the numbers in each column will be larger than the total number of people tested.**

Reporting lab	Inconclusive	Negative	Positive	Percent positive	Total
PRIMARY CARE & PEDIATRICS - SHEPHERSTOWN		1			1
Kroger 894 - The Little Clinic NEC		1			1
ORMOND MEDICAL ARTS FAMILY PRACTICE PL			1	100%	1
RENOWN REGIONAL MEDICAL CENTER			1	100%	1
WOOD COUNTY HEALTH DEPARTMENT			1	100%	1
STVHCS - Dental Outpatient Clinic		1			1
Kingston of Miamisburg		1			1
NEMOURS CHILDRENS PRIMARY CARE CLERMONT			1	100%	1
GATEWAY FAMILY HEALTH CLINIC			1	100%	1
GRAND VIEW HOSPITAL			1	100%	1
MOUNT SINAI MEDICAL CENTER HIALEAH			1	100%	1
Diversicare of Smyrna		1			1
Grangeville Health and Rehab		1			1
MARTINSVILLE HEALTH AND REHAB			1	100%	1
NEW HORIZON PRIMARY CARE LLC			1	100%	1
Parkview Care Center			1	100%	1
CVS OK6225POCT EDMOND		1			1
RAYMOND F CARON MD			1	100%	1
Livingston County Center for Nursing and Rehabilitation		1			1
PEDIATRIC PARTNERS			1	100%	1
PREMIER HEALTH CARE INC			1	100%	1
Orchid Cove at Naples			1	100%	1
VITAL CARE			1	100%	1
SELECT SPECIALTY HOSPITAL - ORLANDO SOUTH			1	100%	1
KEY BISCAVNE PEDIATRIC ASSOCIATES INC			1	100%	1
Southern Pines Healthcare Center		1			1
NEMOURS CHILDREN'S			1	100%	1
GALVESTON COUNTY HEALTH DISTRICT			1	100%	1
PROGRESSIVE URGENT CARE, PC			1	100%	1
TEXAS HEALTH HARRIS METHODIST HOSPITAL			1	100%	1
COMMUNITY CARE CENTER□		1			1
Glenburn Home		1			1
ONslow COUNTY HEALTH DEPARTMENT			1	100%	1
Wedgewood Manor		1			1
CVS CA9751POCT AGOURA		1			1
CLEVELAND CLINIC FLORIDA WAIVED			1	100%	1
NEW YORK STATE DEPTARTMENT OF HEALTH			1	100%	1
EVANS FAMILY CARE PA			1	100%	1
REHABILITATION CENTER OF SOUTH GEORGIA		1			1
THE INTERNAL MEDICAL GROUP		1			1
CYPRESS CREEK DIALYSIS CTR			1	100%	1
LIFE CARE CENTER OF HILTON HEAD		1			1
Freedom Pointe at The Villages			1	100%	1
HUNTERS CREEK MEDICAL ASSOCIATES PA		1			1
MEDEXPRESS URGENT CARE-BRENTWOOD		1			1
MEDICAL ASSOCIATES OF CARTER		1			1
DOYLESTOWN HOSPITAL			1	100%	1

COVID-19: testing by laboratory

Data through Mar 29, 2021 verified as of Mar 30, 2021 at 09:25 AM

Data in this report are provisional and subject to change.

The numbers in the table below represent the number of Florida and non-Florida residents for whom test results were received by the Department of Health. A person can be tested by more than one laboratory and can have both positive and negative results. **Therefore, the sum of the numbers in each column will be larger than the total number of people tested.**

Reporting lab	Inconclusive	Negative	Positive	Percent positive	Total
Heritage of Red Cloud		1			1
BEACH CARE PLLC			1	100%	1
MULTICARE PHYSICIANS			1	100%	1
Melbourne Terrace Rehabilitation Center			1	100%	1
GENEVA FAMILY HEALTH			1	100%	1
TMH URGENT CARE CENTER			1	100%	1
LEE MEMORIAL HEALTH SYSTEMS HOME HEALTH		1			1
LANGLADE			1	100%	1
Signature HealthCare of Bowling Green		1			1
CMC MERCY LABORATORY			1	100%	1
MID FLORIDA DERMATOLOGY ASSOCIATES PA			1	100%	1
PEDIATRIC PARTNERS ZEPHYRHILLS			1	100%	1
Smg At Bridgewater Family Medicine		1			1
SPORTS MEDICINE CLINIC - U OF WYOMING			1	100%	1
Life Care Center of Paradise Valley		1			1
ROSLYN INTERNAL MEDICINE		1			1
LAB TEST KENDALL LLC		1			1
CRESTHAVEN			1	100%	1
SEATTLE-KING COUNTY			1	100%	1
HEALTH GUAGE			1	100%	1
KEY WEST BRANCH MEDICAL CLINIC			1	100%	1
LABORATORY COPRORATION OF AMERICA			1	100%	1
AMBRY GENETICS CORP	1				1
BRISTOL REGINAL MEDICAL CENTER			1	100%	1
LAKE VIEW COURT		1			1
SILVER SPRINGS SHORES DIALYSIS			1	100%	1
CHC			1	100%	1
US LABORATORIES			1	100%	1
Raleigh Center (WV)			1	100%	1
CVS TN6414POCT SMYRNA		1			1
SPRINGFIELD HOSPITAL			1	100%	1
MEDEXPRESS URGENT CARE - JACKSON		1			1
SPECTRUM LUDINGTON			1	100%	1
HOLMES FAMILY PRACTICE PA			1	100%	1
Hinesville VA Clinic		1			1
MEDEXPRESS URGENT CARE - LEOMINSTER		1			1
MRMC LAB MICRO			1	100%	1
Traymore Nursing Center		1			1
INTERIM HEALTHCARE OF PALM COAST			1	100%	1
Cerenity Senior Care-White Bear Lake		1			1
BREVARD COUNTY JAIL			1	100%	1
FAMILY PRACTICE OF CENTRAL FLORIDA PA			1	100%	1
WALGREENS # 12338		1			1
WALMART PHARMACY 10-4554		1			1
MAINE HEALTH AND ENVIRONMENTAL TESTING LABORATORY			1	100%	1
Crisp Regional Nursing and Rehab Center		1			1
HEARTLAND NURSING & REHABILITATION		1			1

COVID-19: testing by laboratory

Data through Mar 29, 2021 verified as of Mar 30, 2021 at 09:25 AM

Data in this report are provisional and subject to change.

The numbers in the table below represent the number of Florida and non-Florida residents for whom test results were received by the Department of Health. A person can be tested by more than one laboratory and can have both positive and negative results. **Therefore, the sum of the numbers in each column will be larger than the total number of people tested.**

Reporting lab	Inconclusive	Negative	Positive	Percent positive	Total
BAPTIST HEALTH MEDICAL PLAZA			1	100%	1
MIAMI JEWISH DIALYSIS			1	100%	1
SUNSHINE FAMILY & WELLNESS CENTER			1	100%	1
UNITY LONGPOND		1			1
Kroger - KR001100688			1	100%	1
Kroger 356 - The Little Clinic Middletown		1			1
WHEATON FRANCISCAN LABORATORY			1	100%	1
GSM OCED Subsection			1	100%	1
MEMORIAL HOSPITAL LOS BANOS			1	100%	1
AMBULATORY CARE CLINIC, LLC			1	100%	1
MBMG OF WINTER HAVEN			1	100%	1
MERCY MEDICAL CENTER INC			1	100%	1
URGENT DOC -NACOGODOCHES CLINIC			1	100%	1
SOPHIA MEDICAL ASSOCIATES, PC			1	100%	1
OMNICARE PHARMACY OF TEXAS 1, LP		1			1
ASSOCIATES IN INTERNAL MEDICINE PA			1	100%	1
Waycross VA CBOC		1			1
WELLINGTON WEST 100176			1	100%	1
SUN CITY DIAGNOSTIC CENTER			1	100%	1
NIHCC			1	100%	1
DEVITA		1			1
ELLICOTT CENTER FOR REHABILITATION AND		1			1
CVS OH2540POCT HILLIARD		1			1
Ashland Place Health and Rehabilitation, LLC		1			1
Kroger - KR003400316			1	100%	1
SMA BEHAVIORAL HEALTH SERVICES INC		1			1
Encompass Health Rehab Hosp Tinton Falls		1			1
Kroger 588 - The Little Clinic Thompsons Station		1			1
NEMOURS CHILDREN'S PRIMARY CARE			1	100%	1
SHAW MEDICAL GROUP LLC			1	100%	1
COASTAL PEDIATRICS LLC			1	100%	1
SKY LAKES MEDICAL CENTER		1			1
ALL PRO ORTHOPEDICS & SPORTS MEDICINE, PA			1	100%	1
ATHENS MEDICAL CENTER			1	100%	1
MINUTE CLINIC DIAGNOSTIC MED GRP OF CA		1			1
LIFESTREAM BEHAVIORAL CENTER INC			1	100%	1
SYNAPSE ANALYTICAL LABS		1			1
EXACCARE KINGSTON, LLC			1	100%	1
CVS MI8287POCT MACOMB		1			1
CVS MA299POCT WORCESTER		1			1
HIGH DESERT COURT GROUP HOME			1	100%	1
WALGREENS #5130			1	100%	1
DOCTORS HOSPITAL OF LAREDO			1	100%	1
PANCARE HEALTH - BRUCE			1	100%	1
BOND & STEELE CLINIC, PA			1	100%	1
SUN LABORATORY SERVICES,INC			1	100%	1
ERIE COUNTY EMERGENCY SERVICES DIV OF		1			1

COVID-19: testing by laboratory

Data through Mar 29, 2021 verified as of Mar 30, 2021 at 09:25 AM

Data in this report are provisional and subject to change.

The numbers in the table below represent the number of Florida and non-Florida residents for whom test results were received by the Department of Health. A person can be tested by more than one laboratory and can have both positive and negative results. **Therefore, the sum of the numbers in each column will be larger than the total number of people tested.**

Reporting lab	Inconclusive	Negative	Positive	Percent positive	Total
Washington County Nursing H0me			1	100%	1
ST JOSEPHS CHILDRENS HOSPITAL PEDI TRANSPORT			1	100%	1
HAMPTON VAMC		1			1
WESTOX LABS		1			1
CHATSWORTH ASSISTED LIVING COMMUNITY AT PGA NATIONAL			1	100%	1
HSRE-ASL CASSELBERRY TRS, LLC			1	100%	1
WILMINGTON NURSING AND REHAB			1	100%	1
MORGAN MEDICAL CENTER		1			1
QUALITY LAB			1	100%	1
ADVANCED MEDICAL LABORATORIES (AML)			1	100%	1
HIGHLAND LABORATORY			1	100%	1
ADVANCE HEALTH AND WELLNESS SOLUTIONS			1	100%	1
POUDRE VALLEY HOSPITAL			1	100%	1
GADSDEN FAMILY PRACTICE		1			1
SIGNATURE CARE MIDLAND			1	100%	1
AVON PARK CLUSTER		1			1
SOUTH DADE NURSING & REHABILITATION CENTER□			1	100%	1
PROVIDENCE PORTLAND MEDICAL CENTER		1			1
MEMORIAL HOSPITAL AT GULFPORT			1	100%	1
Consulate Health Care of Tallahassee			1	100%	1
ALABAMA REFERENCE LAB			1	100%	1
WAKE FOREST MEDICAL CENTER LABORATORY			1	100%	1
MD NOW MEDICAL CENTERS, INC			1	100%	1
Nemours Children's Clinic-Orla			1	100%	1
AVERA SACRED HEART HOSPITAL			1	100%	1
Arlington Care Center			1	100%	1
KETTERING MEDICAL CENTER			1	100%	1
ADVENTHEALTH SENIOR CARE AT ORMOND			1	100%	1
MEDEXPRESS URGENT CARE - BENTONVILLE		1			1
VA Texas Valley Coastal Bend Harlingen HCC		1			1
MEDEXPRESS URGENT CARE - ROCKAWAY		1			1
Greene Meadows Nursing and Rehabilitation Center		1			1
CLEVELAND HEARTLAB			1	100%	1
ST FRANCIS MEDICAL CENTER			1	100%	1
ST ANTHONY COMMUNITY HOSPITAL LAB		1			1
MID-FLORIDA PATHOLOGY LLC		1			1
American Fork Care Center dba Heritage Care Center		1			1
MEDEXPRESS URGENT CARE - MT EPHRAIM		1			1
Mountain City Care and Rehabilitation Center		1			1
Parkside Manor		1			1
MIRAMAR KIDNEY CENTER		1			1
HOUSTON MEDICAL CENTER			1	100%	1
St. Catherine's manor of Findlay		1			1
MEDICAL EXAMINERS OFFICE, LEESBURG			1	100%	1
KIOSK MEDICINE KENTUCKY LLC		1			1
YORK HOSPITAL: MICROBIOLOGY			1	100%	1
GAMMA HEALTHCARE, INC		1			1

COVID-19: testing by laboratory

Data through Mar 29, 2021 verified as of Mar 30, 2021 at 09:25 AM

Data in this report are provisional and subject to change.

The numbers in the table below represent the number of Florida and non-Florida residents for whom test results were received by the Department of Health. A person can be tested by more than one laboratory and can have both positive and negative results. **Therefore, the sum of the numbers in each column will be larger than the total number of people tested.**

Reporting lab	Inconclusive	Negative	Positive	Percent positive	Total
LONESTAR 24HRER MANAGEMENT LLC DBA LONESTAR 24HRER			1	100%	1
NABI		1			1
Good Shepherd Fairview Home, Inc.		1			1
YUMA REGIONAL MEDICAL CENTER			1	100%	1
JEFFREY A HIRSCHFIELD, MD PA			1	100%	1
CARSON NURSING AND REHABILITATION CENTER		1			1
ADVENTHEALTH HOME CARE WATERMAN			1	100%	1
BAPTIST HEALTH PRIMARY CARE AT CUTLER BAY			1	100%	1
ALBUQUERQUE INDIAN HEALTH CENTER		1			1
ALCALA PHARMACEUTICALS			1	100%	1
DAVENPORT PEDIATRICS CLERMONT			1	100%	1
LABONE		1			1
PALM COAST DRAW STATION/AMERICAN HEALTH ASSOCIATES		1			1
Accordius Health at Harrisonburg		1			1
WASHINGTON SOLDIERS HOME AND COLONY		1			1
PEDIATRIC PARTNERS OF ZEPHYRHILLS PA			1	100%	1
Villages of St.Peters		1			1
GENESIS HOME HEALTH CARE SERVICES OF			1	100%	1
COSTAMED GRUPO MEDICO			1	100%	1
EXPRESS LAB LIVINGSTON			1	100%	1
CHATEAU MADELEINE - SENIOR LIVING & MEMORY CARE			1	100%	1
PINELLAS POINT NURSING AND REHAB CENTER			1	100%	1
CARE CONNECTIONS AT HOME LLC			1	100%	1
THE BRENNITY AT TRADITION			1	100%	1
WESTON COUNTY HEALTH SERVICES			1	100%	1
HOLY CITY MED URGENT CARE			1	100%	1
BNJ		1			1
RIVERSIDE COUNTY PUBLIC HEALTH LABORATORY			1	100%	1
HEARTLAND REGIONAL MEDICAL CENTER		1			1
HOME AIDE SVC OF EASTERN NY INC D/B/A		1			1
1ST CHOICE URGENT CARE CENTER LLC			1	100%	1
PEDIATRIC ASSOCIATES OF JULINGTON CREEK			1	100%	1
PACE UNIVERSITY HEALTH CARE		1			1
BIODORON LABORATORIES			1	100%	1
MISSION REGIONAL MEDICAL CENTER			1	100%	1
PATHOLOGYT & LAB MEDICINE SERVICES			1	100%	1
Elderwood at Lancaster		1			1
Kroger 909 - The Little Clinic Hamilton			1	100%	1
LAKE MARY DIALYSIS			1	100%	1
HARTFORD HEALTH CARE & REHABILITATION			1	100%	1
OXLEY PARK HEALTH & REHAB		1			1
LEHIGH REGIONAL WOUND CENTER			1	100%	1
CVS NV9586POCT RENO		1			1
Good Samaritan Society - Mountian Lake		1			1
JOHN D. ARCHBOLD MEMORIAL HOSPITAL			1	100%	1
RAPID MEDLAB (002MO)		1			1
Walgreens #9121		1			1

COVID-19: testing by laboratory

Data through Mar 29, 2021 verified as of Mar 30, 2021 at 09:25 AM

Data in this report are provisional and subject to change.

The numbers in the table below represent the number of Florida and non-Florida residents for whom test results were received by the Department of Health. A person can be tested by more than one laboratory and can have both positive and negative results. **Therefore, the sum of the numbers in each column will be larger than the total number of people tested.**

Reporting lab	Inconclusive	Negative	Positive	Percent positive	Total
BLACK SHEEP MEDICAL			1	100%	1
Manorcare Health Services - Williamsport South		1			1
LACKAWANNA HEALTH AND REHAB CENTER		1			1
MOBILE HEALTH MEDICAL SERVICES PC		1			1
NORTH MIAMI BEACH SURGICAL CENTER			1	100%	1
PROFESSIONAL DIALYSIS CENTER			1	100%	1
SUNRISE/QUAY COUNTY HEALTH CLINIC		1			1
Glenview Terrace Nursing Center		1			1
WINTER GARDEN CHILDREN'S HEALTH CENTERS			1	100%	1
UFHEALTH			1	100%	1
Peninsula Nursing and Rehabilitation Center		1			1
NORTHERN KENTUCKY HEALTH DEPARTMENT			1	100%	1
ADVANCED INDIVIDUALIZED MEDICINE OF NAPLES			1	100%	1
MEMORIAL HERMANN MEDICAL GROUP-ATASCOCITA PEDS			1	100%	1
HAYS CLINICAL LAB			1	100%	1
DR BAWA AND ASSOCIATES			1	100%	1
Kroger 518 - The Little Clinic Hermitage		1			1
PALMETTO LANDING			1	100%	1
PRIMEX CLINICAL LABORATORIES INC			1	100%	1
LAKELAND MEDICAL CENTER			1	100%	1
WALGREENS #10264		1			1
Alden Lincoln Park			1	100%	1
CVS NE8626POCT LINCOLN		1			1
Kroger 670 - The Little Clinic Dawson Forest Rd & Hwy 19		1			1
GREATER MIAMI DIALYSIS			1	100%	1
TREEHOUSE PEDIATRICS			1	100%	1
MEMORIAL HOSPITAL MIRAMAR WAIVED TESTING			1	100%	1
CENTRAL FLORIDA HOSPITALIST			1	100%	1
UT MD ANDERSON CANCER CENTER-TUMOR MARKER LAB			1	100%	1
LAKE MARY OPTUM FLORIDA			1	100%	1
WW Chem Auto SS			1	100%	1
BAPTIST HEALTH SURGERY CENTER			1	100%	1
LAKE WALES DIALYSIS CENTER			1	100%	1
UMASS MEMORIAL/MARLBORO HOSPITAL			1	100%	1
MOUNT SINAI COMPREHENSIVE CANCER CENTER			1	100%	1
PEDIATRIC SPECIALTY CLINIC COLLIER			1	100%	1
WELLSTAR ATLANTA MEDICAL CENTER LABORA		1			1
MEMORIAL MEDICAL CENTER			1	100%	1
UNIVERSITY URGENT CARE			1	100%	1
IZ MEDICAL		1			1
CARENOW URGENT CARE – SPRING			1	100%	1
Highland Pines Health and Rehab		1			1
KROGER 915 - THE LITTLE CLINIC ANDERSON			1	100%	1
GATEWAY HEALTHCARE, PC			1	100%	1
LOWER KEYS COMMUNITY HEALTH CENTER			1	100%	1
CENTRAL FLA PEDIATIC URGENT CARE LLC		1			1
NORTH COUNTY MEDICAL LAB			1	100%	1

COVID-19: testing by laboratory

Data through Mar 29, 2021 verified as of Mar 30, 2021 at 09:25 AM

Data in this report are provisional and subject to change.

The numbers in the table below represent the number of Florida and non-Florida residents for whom test results were received by the Department of Health. A person can be tested by more than one laboratory and can have both positive and negative results. **Therefore, the sum of the numbers in each column will be larger than the total number of people tested.**

Reporting lab	Inconclusive	Negative	Positive	Percent positive	Total
ALL CHILDRENS PEDIATRIC CLINIC			1	100%	1
PHYSICIANS LAB INC			1	100%	1
ASSOCIATESMD			1	100%	1
NORTH BROWARD MEDICAL CENTER			1	100%	1
BROOKS REHAB			1	100%	1
BAYLOR SCOTT & WHITE ALL SAINTS MEDICAL CENTER FT			1	100%	1
PROVIDENCE HOSPITAL			1	100%	1
Riverside Nursing & Rehabilitation Center		1			1
ADVANCE GASTROENTEROLOGY			1	100%	1
J F K PEDIATRICS			1	100%	1
CHILDRENS HEALTHCARE CTE OF NORTHERN		1			1
PENROSE HOSPITAL			1	100%	1
CARESPOT - WELLINGTON			1	100%	1
INTERNAL MEDICINE GROUP OF WINTER HAVEN PA		1			1
PARKWAY REGIONAL MEDICAL CENTER LAB			1	100%	1
NEMOURS CHILDRENS URGENT CARE			1	100%	1
SUNY AT STONY BROOK			1	100%	1
ADVENTHEALTH WATERMAN COMMUNITY CLINIC			1	100%	1
Victoria Manor		1			1
LITTLE COMPANY OF MARY HOSPITAL			1	100%	1
GENESIS MICROBIOLOGY LAB		1			1
FLAGLER COUNTY BOARD OF COUNTY COMMISSIONERS			1	100%	1
PRACTITIONERS IN MOTION			1	100%	1
TALLAHASSEE DIALYSIS		1			1
Oak Hill Health & Rehabilitation Center			1	100%	1
CLINICAL MICROBIOLOGY LAB FAIRVIEW UNIVERSITY HOSPITAL			1	100%	1
SANITAS LAUDERDALE LAKES			1	100%	1
PROGRESSIVE MEDICAL RESEARCH			1	100%	1
Manor Care of Dallastown d/b/a ManorCare Health Services - Dallastown		1			1
HANCOCK REGIONAL HOSPITAL		1			1
Kroger 539 - The Little Clinic Memorial Blvd.		1			1
ANDREWS			1	100%	1
CLINICAL LABORATORY DEPARTMENT			1	100%	1
Oakview Manor Health and Rehab		1			1
INNOVATIVE HEALTH DIAGNOSTIC OF CALIFORNIA			1	100%	1
MYLAN-SOUTH POINT PA		1			1
PSL JAX BEACH OPERATIONS LLC			1	100%	1
IDAHO HEALTH DEPARTMENT			1	100%	1
RIVERTON CBOC			1	100%	1
HOLYOKE MEDICAL CENTER			1	100%	1
Kroger 527 - The Little Clinic Hwy 70 S.		1			1
Accordius Health at Gastonia			1	100%	1
CVS IL2297651CV JOLIET		1			1
JPS HEALTH CENTER AT TRUE WORTH PLACE			1	100%	1
LAB. CORP. OF AMERICA			1	100%	1
CLINTON DRUG STORE		1			1
Central Alabama Veterans HCS - East Campus		1			1

COVID-19: testing by laboratory

Data through Mar 29, 2021 verified as of Mar 30, 2021 at 09:25 AM

Data in this report are provisional and subject to change.

The numbers in the table below represent the number of Florida and non-Florida residents for whom test results were received by the Department of Health. A person can be tested by more than one laboratory and can have both positive and negative results. **Therefore, the sum of the numbers in each column will be larger than the total number of people tested.**

Reporting lab	Inconclusive	Negative	Positive	Percent positive	Total
MARYWOOD HEIGHTS		1			1
Bayou Vista Community Care Center			1	100%	1
CAN COMMUNITY HEALTH NORTH MIAMI, FL		1			1
FORT MYERS DIALYSIS		1			1
FAU MEMORY & WELLNESS CENTER			1	100%	1
MIAMI CHILDRENS HOSPITAL MIDTOWN OUTPATIENT CENTER			1	100%	1
VIP STARNETWORK		1			1
Good Samaritan Society-Atkinson		1			1
CVS TX7824POCT GARLAND		1			1
TRIPLE O RESEARCH INSTITUTE PA			1	100%	1
THYROID SPECIALTY LABORATORY			1	100%	1
YOUR KIDS URGENT CARE			1	100%	1
ORLANDO DIALYSIS		1			1
KELLY			1	100%	1
WALGREENS #10854		1			1
RIDGE OPTUM FLORIDA			1	100%	1
BAY AREA HOSPITAL LAB & HST		1			1
PULSE MEDICAL DOCTOTS LLC			1	100%	1
LUMICO LIFE INSURANCE COMPANY		1			1
BAYFRONT CARDIOVASCULAR ASSOCIATES			1	100%	1
CFHC - FROSTPROOF			1	100%	1
Masonic Medical Research Institute			1	100%	1
NEWCARE PRIMARY MEDICINE			1	100%	1
ATLANTIS VISION CENTER			1	100%	1
PRESTIGE ER			1	100%	1
GOLDING-GRANADO MEDICAL ASSOCIATES		1			1
FLORHAM PARK ENDOSCOPY CENTER		1			1
MINUTE CLINIC DIAGNOSTICS OF IN, LLC #6252		1			1
PHYSICIANS IMMEDIATE CARE			1	100%	1
SAINT JOSEPHS HOSPITAL OF ATLANTA			1	100%	1
HEALTH FIRST HOME CARE		1			1
BRIAN C GRINER MD LLC			1	100%	1
Kroger 682 - The Little Clinic Combs and Gantzel		1			1
EILEEN TURBESSI MD PA		1			1
WY RETIREMENT CENTER		1			1
ADVENTHEALTH MEDICAL GROUP UROLOGY AT EAST ORLANDO		1			1
PREVENTIVE CARDIOLOGY AND INTERNAL MEDICINE ASSOCI			1	100%	1
NEW ULM MEDICAL CENTER			1	100%	1
METHODISM MIDLOTHIAN MEDICAL CENTER			1	100%	1
CLARKSVILLE MANOR INC		1			1
San Antonio Residence and Rehabilitation Center		1			1
CORE OCCUPATIONAL MEDICINE			1	100%	1
OUCH URGENT CARE			1	100%	1
ORCHARD PARK HEALTH CARE AND REHABILITATION CENTER		1			1
Canandaigua VAMC		1			1
STAT EMERGENCY CENTER			1	100%	1
CVS CT2210POCT RIVERSIDE		1			1

COVID-19: testing by laboratory

Data through Mar 29, 2021 verified as of Mar 30, 2021 at 09:25 AM

Data in this report are provisional and subject to change.

The numbers in the table below represent the number of Florida and non-Florida residents for whom test results were received by the Department of Health. A person can be tested by more than one laboratory and can have both positive and negative results. **Therefore, the sum of the numbers in each column will be larger than the total number of people tested.**

Reporting lab	Inconclusive	Negative	Positive	Percent positive	Total
CERMAK HEALTH SERVICES			1	100%	1
ADVANCED RESEARCH AND DIAGNOSTIC LABORATORY UNIVERSITY OF MINNESOTA			1	100%	1
Maplewood of Cheshire County		1			1
FOUNDATION LABORATORY			1	100%	1
SHEPHERD CENTER CLINICAL LABORATORY		1			1
Baypoint Healthcare Center			1	100%	1
NSPIRE HEALTHCARE PLANTATION			1	100%	1
CAREHERE HUDSON BAY			1	100%	1
Sunnybrook Rehabilitation Center			1	100%	1
ARIZA WELLNESS CARE LLC			1	100%	1
ROYAL PALM PEDIATRICS			1	100%	1
ASHLEY CLINICAL DIAGNOSTIC LABORATORY			1	100%	1
LAMARQUE DIALYSIS			1	100%	1
Hillside Rehab and Care Center			1	100%	1
COLOMBO'S PHARMACY		1			1
MEDEXPRESS URGENT CARE - CINNAMINSON		1			1
CARESPOT EXPRESS HEALTHCARE BOYNTON BEACH			1	100%	1
SJMC PHYSICIAN SERVICES			1	100%	1
TAMPA HEALTH CARE PROVIDERS PA		1			1
CLERMONT PEDIATRICS, PA			1	100%	1
Indianspring of Oakley		1			1
FIRST CARE WALK IN CLINIC LLC			1	100%	1
MARTIN MEM FAMILY CARE AT ST LUCIE W			1	100%	1
PHYSICIANS ASSOCIATES PA			1	100%	1
SUMMERFIELD PAIN MANAGEMENT			1	100%	1
ST MICHAEL'S ELITE MEDICAL HOSPITAL			1	100%	1
HOSPITAL SISTERS HEALTH SYSTEM (HSHS)			1	100%	1
Brown Nursing Home		1			1
Le Roy Village Green		1			1
HEALTHFORCE PARTNERS INC			1	100%	1
HELGEMO & LIOU PEDIATRICS			1	100%	1
THE LITTLE CLINIC LLC			1	100%	1
PEDRO L ORTEGA MD PA			1	100%	1
ASSURANCE HEALTHCARE AND COUNSELING CENTER		1			1
CAPITAL HEALTH PLAN - GOVERNORS SQUARE			1	100%	1
VISTA LAKE ASSISTED LIVING			1	100%	1
Carrollton Manor Inc		1			1
Kroger 390 - The Little Clinic North College Hill		1			1
Brownwood Nusing & Rehabilitation		1			1
ORCHID TERRACE		1			1
GEORGE WASHINGTON UNIVERSITY HOSPITAL			1	100%	1
OPTUM MEDICAL CLINIC IN ROCKRIMMON			1	100%	1
QUEST INC			1	100%	1
SSC NASHVILLE OPERATING CO LLC D/B/A		1			1
AUSTIN URGENT CARE			1	100%	1
CHILDREN'S MEMORIAL HOSPITAL			1	100%	1
Kroger 682 - The Little Clinic New Holland Market			1	100%	1

COVID-19: testing by laboratory

Data through Mar 29, 2021 verified as of Mar 30, 2021 at 09:25 AM

Data in this report are provisional and subject to change.

The numbers in the table below represent the number of Florida and non-Florida residents for whom test results were received by the Department of Health. A person can be tested by more than one laboratory and can have both positive and negative results. **Therefore, the sum of the numbers in each column will be larger than the total number of people tested.**

Reporting lab	Inconclusive	Negative	Positive	Percent positive	Total
SAINT BARNABAS MEDICAL CENTER		1			1
PALM BEACH DIABETES AND ENDOCRINE SPECIALISTS, PA			1	100%	1
BAYOU URGENT CARE			1	100%	1
APOLLO ADVANCED HOME HEALTH CORP			1	100%	1
VIVEX/UMTB BIOMEDICAL			1	100%	1
HEALTHCARE ASSOCIATES OF IRVING, LLP			1	100%	1
Kroger 368 - The Little Clinic Frankfort West		1			1
ALLIED PHYSICIANS GROUP		1			1
USC VERDUGO HILLS HOSPITAL			1	100%	1
PRIORITY CARE LLC			1	100%	1
IRA FIALKO DO			1	100%	1
Victory Health and Rehabilitation			1	100%	1
MDS PHARMA SERVICES		1			1
White Oak Manor - Rock Hill		1			1
CUSTOM SCRIPTS PHARMACY		1			1
STEWART FLORIDA ALF, INC			1	100%	1
SANTA CLARA VALLEY MEDICAL CENTER			1	100%	1
MEDEXPRESS-DOVER		1			1
ST JOHN HOSPITAL & MEDICAL CENTER MICRO			1	100%	1
CASA DE ORO CARE AND REHABILITATION CE		1			1
FIT4LIFE MEDICAL CENTER			1	100%	1
ALTAMONTE SPRINGS WALK IN MED CENTER			1	100%	1
ORMOND PEDIATRICS PA			1	100%	1
DAYTONA BEACH CENTRA CARE			1	100%	1
Altenheim Senior Living		1			1
JOHN PETER SMITH HOSPITAL- OB TRIAGE			1	100%	1
SEVEN HILLS HEALTHCARE GROUP LLC DBA		1			1
HUDSON REGIONAL HOSPITAL			1	100%	1
WILLOWBROOKE COURT AT MATTHEWS GLEN		1			1
MEMORIAL SATILLA HEALTH			1	100%	1
ASHLEY PEDIATRICS DAY & NIGHT CLINIC			1	100%	1
Kroger 618 - The Little Clinic Trail Creek Village		1			1
SAINT JOSEPH'S HOSPITAL AND MEDICAL CENTER		1			1
AFFILIATED LABORATORIES INC			1	100%	1
SOUTHWEST FLORIDA DIVISION LAB			1	100%	1
Wildwood Healthcare		1			1
POETS WALK SARASOTA			1	100%	1
CAPSTONE REHABILITATION AND HEALTHCARE		1			1
CHI ST VINCENT LITTLE ROCK DIAGNOSTIC CLINIC			1	100%	1
NEVADA DEPARTMENT OF HEALTH AND HUMAN SERVICES			1	100%	1
DIMMIT REGIONAL HOSPITAL			1	100%	1
Walgreens #5065		1			1
Strasburg Care Center		1			1
SACRED HEART HEALTH SYSTEM- MIDWIFE PROGRAM			1	100%	1
Shoreline Care Center			1	100%	1
BOND COUNTY HEALTH DEPARTMENT			1	100%	1
BATESVILLE - SHERWOOD URGENT CARE			1	100%	1

COVID-19: testing by laboratory

Data through Mar 29, 2021 verified as of Mar 30, 2021 at 09:25 AM

Data in this report are provisional and subject to change.

The numbers in the table below represent the number of Florida and non-Florida residents for whom test results were received by the Department of Health. A person can be tested by more than one laboratory and can have both positive and negative results. **Therefore, the sum of the numbers in each column will be larger than the total number of people tested.**

Reporting lab	Inconclusive	Negative	Positive	Percent positive	Total
Woodstock Nursing and Rehabilitation Center		1			1
RIVERSIDE PEDIATRIC GROUP, INC		1			1
FASTMED URGENT CARE			1	100%	1
Seal Rock Healthcare		1			1
SONORAN DESERT PATHOLOGY			1	100%	1
ORDRS, INC.			1	100%	1
INTERNAL MEDICINE ASSOCIATES		1			1
OAKWOOD HOSPITAL - DEARBORN LAB			1	100%	1
FREEPORT ER DOX URGENT CARE		1			1
Eagle Point Health Care Center		1			1
Maple Lane Nursing Home		1			1
CVS IL2297652CV CHICAGO		1			1
Pinnacle Assisted Living			1	100%	1
NEW ERA COMMUNITY HEALTH CENTER LLC		1			1
CDR MAGUIRE – STUART MISSION			1	100%	1
ST VINCENT'S AMBULATORY CARE INC			1	100%	1
Kroger 838 - The Little Clinic Fairborn		1			1
SYNERGENE LABORATORY			1	100%	1
LRHS Pablo Urgent Care		1			1
BHS PHYSICIAN NETWORK			1	100%	1
1ST MED DOTHAN			1	100%	1
KANA MEDICAL			1	100%	1
FAIRFIELD MEDICAL CENTER			1	100%	1
Birmingham Nursing and Rehabilitation East LLC		1			1
DOCTORS MEMORIAL HOSP HOME HEALTH CARE		1			1
ELITE MEDICAL LABORATORY SOLUTIONS LLC			1	100%	1
Heartland of Perrysburg		1			1
SANFORD LABORATORIES WATERTOWN			1	100%	1
441 URGENT CARE CENTER - BROWNWOOD			1	100%	1
FALKVILLE HEALTHCARE		1			1
RIVERSIDE MEDICAL CENTER		1			1
FLAGLER PROFESSIONAL HEALTH CARE SERVICES INC		1			1
BROOKSHIRE, THE			1	100%	1
Hempfield Manor		1			1
MID FLORIDA BIOLOGICALS			1	100%	1
Signature Healthcare of Fort Wayne		1			1
Community Compassion Center of Batesville			1	100%	1
MEDEXPRESS URGENT CARE-MEADVILLE			1	100%	1
Falmouth By The Sea			1	100%	1
ST JOHNS MEDICAL CENTER		1			1
MEMORIAL HEALTH UNIVERSITY MEDICAL		1			1
Chateau Living Center			1	100%	1
Casa Real Center		1			1
SPECTRUM LABORATORY			1	100%	1
THE TOLEDO HOSPITAL			1	100%	1
WEST BOYNTON DIALYSIS			1	100%	1
MORSELIFE HOME CARE INC			1	100%	1

COVID-19: testing by laboratory

Data through Mar 29, 2021 verified as of Mar 30, 2021 at 09:25 AM

Data in this report are provisional and subject to change.

The numbers in the table below represent the number of Florida and non-Florida residents for whom test results were received by the Department of Health. A person can be tested by more than one laboratory and can have both positive and negative results. **Therefore, the sum of the numbers in each column will be larger than the total number of people tested.**

Reporting lab	Inconclusive	Negative	Positive	Percent positive	Total
PREMIUM HOME HEALTH CARE INC			1	100%	1
OHSU LABORATORY SERVICES		1			1
METROPOLITAN			1	100%	1
Community Care Center of Heritage House, LLC			1	100%	1
Rehab Select of Talladega		1			1
ABRAZO WEST CAMPUS			1	100%	1
WALGREENS #15291		1			1
SPECIALTY DRUG TESTING			1	100%	1
HIGHLAND PARK LAKEWOOD PRESTON HOLLOW			1	100%	1
CVS MA1121POCT WESTFORD		1			1
Glen Oaks Health and REhabilitation		1			1
Broomall Manor		1			1
Medicalodges Neosho			1	100%	1
NEMOURS CHILDREN HOSPITAL			1	100%	1
BAPTIST MEDICAL PLAZA AT WESTCHESTER			1	100%	1
TENNOVA ER - SANGO			1	100%	1
OCEAN MEDICAL CENTER		1			1
ABRAKIDABRA PEDIATRIC CLINIC LLC			1	100%	1
ABSOLUTE QUICK CARE			1	100%	1
SHANNON CLARK OD, PA			1	100%	1
LIFE CARE CENTER OF GWINNETT		1			1
PUTNAM CO HOSPITAL-D/B/A ASBURY TOWERS		1			1
WINNIFRED ASSISTED LIVING FACILITY INC		1			1
MEDONE URGENT CARE			1	100%	1
Court House Center		1			1
PALM SPRINGS GENERAL HOSPITAL			1	100%	1
OPTIMAL MEDICINE INC		1			1
FAIRHAVEN		1			1
ULTIMATE ANALYSIS LABORATORY			1	100%	1
El Paso Health Care Center			1	100%	1
Bivins Pointe			1	100%	1
VISTA DEL SOL MED ASSOC		1			1
WALGREENS #15369		1			1
COMMUNITY			1	100%	1
SOUTHWEST REGIONAL PCR LABORATORY			1	100%	1
LAKE LURE HEALTH CENTER			1	100%	1
STERLING HOUSE OF PORT ORANGE		1			1
Walgreens #3661		1			1
Heritage Inn Health and Rehabilitation		1			1
NORWALK HOSPITAL			1	100%	1
QC LABORATORY			1	100%	1
MED-LAKE LABORATORY			1	100%	1
WINDMOOR HEALTHCARE			1	100%	1
CATERPILLAR INC - MIAMI DISTRIBUTION CENTER			1	100%	1
Kroger 698 - The Little Clinic 14th Street/Bell		1			1
WELLNOW URGENT CARE-OSWEGO			1	100%	1
CARESPOT - LEE VISTA			1	100%	1

COVID-19: testing by laboratory

Data through Mar 29, 2021 verified as of Mar 30, 2021 at 09:25 AM

Data in this report are provisional and subject to change.

The numbers in the table below represent the number of Florida and non-Florida residents for whom test results were received by the Department of Health. A person can be tested by more than one laboratory and can have both positive and negative results. **Therefore, the sum of the numbers in each column will be larger than the total number of people tested.**

Reporting lab	Inconclusive	Negative	Positive	Percent positive	Total
ALLIANCE LABORATORY SERVICES			1	100%	1
DIGESTIVE DISEASE CARE PC		1			1
PM PEDIATRICS OF BAYSIDE PLLC - BELLER		1			1
GENERATIONS CENTER OF SPENCER		1			1
MEDEXPRESS URGENT CARE - NUTLEY		1			1
DISCOVERY AT HOME, LLC			1	100%	1
SUMMIT DETOX INC			1	100%	1
LP Marietta II, LLC		1			1
CITRONELLE HEALTH AND REHABILITATION CENTER		1			1
Kroger 353 - The Little Clinic Harpers Point		1			1
Rio Grande City Nursing and Rehab Center			1	100%	1
ADVENTHEALTH PHYSICIAN GROUP - APPLEWOOD			1	100%	1
EXCEPTIONAL EMERGENCY CENTER			1	100%	1
CORDOVA FAMILY PRACTICE			1	100%	1
EASTSIDE MEDICAL CLINIC		1			1
UNIVERSITY OF FLORIDA			1	100%	1
PHYSICIANS PRIMARY CARE LEHIGH PEDS			1	100%	1
CVS AZ3264POCT PHOENIX			1	100%	1
EDGAR PRICE FAMILY & CHILDREN HEALTHCARE CENTER			1	100%	1
FAIRVIEW SOUTHDAL			1	100%	1
LabCorp of America			1	100%	1
MEADOWS PARK HEALTH AND REHABILITATION		1			1
Carington Park			1	100%	1
HARRIS URGENT CARE CENTER			1	100%	1
BAYLOR SCOTT & WHITE MEDICAL SURGICAL CLINIC			1	100%	1
TARRYTOWN PHARMACY			1	100%	1
OPCO LLC LEGACY NURSING AND REHABILITA		1			1
Kroger 524 - The Little Clinic Iron Bridge Road		1			1
WALK IN FAMILY MEDICINE CENTER			1	100%	1
DONALSONVILLE HOSPITAL			1	100%	1
DOCTOR TODAY URGENT CARE			1	100%	1
Village Green Health & Rehabilitation		1			1
ALPHA 1 ANTITRYPSIN RESEARCH PROGRAM			1	100%	1
Central Park Healthcare & Rehabilitation Center		1			1
SONNI'S PEDIATRICS			1	100%	1
Kroger 379 - The Little Clinic Stony Brook		1			1
SUMMIT LABORATORY			1	100%	1
SOUTHERN REGIONAL MEDICAL CENTER		1			1
BUFFALO VAMC			1	100%	1
ST LUKE LUTHERAN HOME		1			1
LABORATORIO BUENA SALUD			1	100%	1
RAMBAM URGENT CARE			1	100%	1
ROBERT TAYLOR COMMUNITY COMPLEX			1	100%	1
NHC HealthCare St. Charles		1			1
WILLOWBROOKE CT AT LIMA ESTATES		1			1
SAN JOSE CLINIC		1			1
ST. PETERSBURG PEDIATRICS-SEMINOLE			1	100%	1

COVID-19: testing by laboratory

Data through Mar 29, 2021 verified as of Mar 30, 2021 at 09:25 AM

Data in this report are provisional and subject to change.

The numbers in the table below represent the number of Florida and non-Florida residents for whom test results were received by the Department of Health. A person can be tested by more than one laboratory and can have both positive and negative results. **Therefore, the sum of the numbers in each column will be larger than the total number of people tested.**

Reporting lab	Inconclusive	Negative	Positive	Percent positive	Total
PALACE CARE AND REHAB		1			1
BLACKBERRY CENTER, THE		1			1
ATHENA PLASTIC SURGERY		1			1
WATERTOWN URGENT CARE		1			1
CLEVELAND CLINIC FLORIDA LAB			1	100%	1
Trucare Living Centers - Columbus		1			1
MALUHIA		1			1
Lopatcong Center		1			1
TUNIS STREET GROUP HOME		1			1
USA Healthcare LTC, LLC - Folsom Center for Rehabilitation & Healthca		1			1
VA Boston HCS-West Roxbury Division			1	100%	1
Eddy Memorial Geriatric Center		1			1
SUMMERLIN MEDICAL CENTRE			1	100%	1
TMH PHYSICIAN PARTNERS			1	100%	1
NORTHEAST TEXAS DIALYSIS		1			1
PROVIDENCE ST. PATRICK HOSPITAL			1	100%	1
ELEMENTS PHARMACY			1	100%	1
LIFECARE MEDICAL CENTER			1	100%	1
ASPIRUS WAUSAU HOSPITAL			1	100%	1
HCL LABORATORIES			1	100%	1
EMERGENCY CARE SERVICES LAB AT JFK MEDICAL CENTER			1	100%	1
CELEBRATION HOSPITAL			1	100%	1
CVS OH6167POCT ASHLAND		1			1
FAMILY MEDICINE AT KISSIMMEE		1			1
ACCESS HEALTH CARE PHYSICIANS, LLC		1			1
SEASONS HOSPICE AND PALLIATIVE CARE OF			1	100%	1
PANCARE HEALTH - NORTHSIDE ELEMENTARY			1	100%	1
ANSWERS RESOURCE FACILITY		1			1
CVS TN5694POCT SODDY DAISY		1			1
BAYSTATE REFERENCE LABORATORY			1	100%	1
PATHLAB SERVICES			1	100%	1
ASHLEY PEDICATRICS DAY AND NIGHT CLINIC			1	100%	1
NANCY M WORTHINGTON MD PA			1	100%	1
MED TECH CLINICAL LABORATORY		1			1
JERSEY IRISH MEDICAL (DBA AFC URGENT C			1	100%	1
BOCA RATON PHYSICIANS PA			1	100%	1
WINCHESTER HOSPITAL			1	100%	1
WALGREENS # 09788		1			1
NORTH PALM CHIDRENS PHYSICIANS			1	100%	1
ISLAND NURSING HOME			1	100%	1
NORTH SHORE HEMATOLOGY-ONCOLOGY ASSOCIATES PC		1			1
DECATUR MORGAN HOSPITAL - DECATUR GENE		1			1
EASTGENE LABORATORIES		1			1
HUGH CHATHAM FAMILY MEDICINE INDEPENDENCE		1			1
GULF COAST VILLAGE HOME HEALTH INC			1	100%	1
ONPOINT URGENT CARE			1	100%	1
Garden Villa Bedford		1			1

COVID-19: testing by laboratory

Data through Mar 29, 2021 verified as of Mar 30, 2021 at 09:25 AM

Data in this report are provisional and subject to change.

The numbers in the table below represent the number of Florida and non-Florida residents for whom test results were received by the Department of Health. A person can be tested by more than one laboratory and can have both positive and negative results. **Therefore, the sum of the numbers in each column will be larger than the total number of people tested.**

Reporting lab	Inconclusive	Negative	Positive	Percent positive	Total
BMC/NASSAU			1	100%	1
NHC Chattanooga			1	100%	1
WMC HEALTH GROUP INC			1	100%	1
COSTCO PHARMACY #1023			1	100%	1
CENTRAL TX URGENT CARE			1	100%	1
NORTH SHORE HEMATOLOGY-ONCOLOGY ASSOCIATES		1			1
JOHNSON MEDICAL SERVICES			1	100%	1
NCH HEALTHCARE CREEKSIDE ENDOSCOPY			1	100%	1
STANLY REGIONAL MEDICAL CENTER			1	100%	1
FLORIDA STATE UNIVERSITY HEALTH SERVICES			1	100%	1
Princeton Place			1	100%	1
THE NEW JEWISH HOME		1			1
Bay View Nursing and Rehabilitation Center			1	100%	1
OKLAHOMA BLOOD INSTITUTE			1	100%	1
Kroger 465 - The Little Clinic Oakley		1			1
AMERICAN MEDICAL RESPONSE - FARMER BRA		1			1
Eden Meadows		1			1
CVS LA1116POCT BATON ROUGE		1			1
NF Escambia, LLC DBA Olive BranchHealth and Rehabilitaion Center			1	100%	1
ADVANCED CARDIOVASCULAR DIAGNOSTICS OF FL			1	100%	1
ST JOHN'S HOME CARE			1	100%	1
ST CATHERINE HOSPITAL LABORATORY			1	100%	1
WOODHILLS LABS			1	100%	1
SUPERKIDS PEDIATRICS			1	100%	1
LAKEWOOD RANCH MEDICAL GROUP LLC			1	100%	1
LAKESIDE MEDICAL CENTER		1			1
WALGREENS_CHICAGO		1			1
SPEARE MEMORIAL HOSPITAL			1	100%	1
BRUNSWICK HEALTH AND REHABILITATION CE		1			1
Springdale Village		1			1
LEHIGH PULMONARY ASSOCIATES			1	100%	1
WILLOW CREEK RETIREMENT CENTER		1			1
Ohman Family Living at Holly Assisted Living		1			1
ST. MARY MEDICAL CENTER		1			1
CARENOW URGENT CARE - ANTIOCH		1			1
FAMILY MEDICAL CENTER		1			1
SUREPOINT URGENT CARE PADRE ISLAND			1	100%	1
Kroger 923 - The Little Clinic Centerville		1			1
ARISTACARE AT MANCHESTER		1			1
PATHOLOGY ASSOCIATES			1	100%	1
Kroger 086 - The Little Clinic Broomfield-Sheridan		1			1
CAREFIRST URGENT CARE - BEECHMONT			1	100%	1
LEESBURG DIALYSIS CENTER		1			1
TOXUSALABS DBA CONNECTDX LABS		1			1
MINUTECLINIC DIAGNOSTIC OF NH, LLC (CL		1			1
WESTCHESTER MEDICAL CENTER ADVANCED		1			1
CARDIOLOGY AND FITNESS MEDICINE		1			1

COVID-19: testing by laboratory

Data through Mar 29, 2021 verified as of Mar 30, 2021 at 09:25 AM

Data in this report are provisional and subject to change.

The numbers in the table below represent the number of Florida and non-Florida residents for whom test results were received by the Department of Health. A person can be tested by more than one laboratory and can have both positive and negative results. **Therefore, the sum of the numbers in each column will be larger than the total number of people tested.**

Reporting lab	Inconclusive	Negative	Positive	Percent positive	Total
CVS CA9145POCT SANTEE			1	100%	1
MAYO MEDICAL LABORATORIES			1	100%	1
IMMY LABS			1	100%	1
BROOKDALE FORT WALTON BEACH			1	100%	1
MARTIN MEMORIAL MEDICENTER			1	100%	1
Waters of Covington		1			1
BRIGHAM YOUNG UNIV STUDENT HEALTH CTR			1	100%	1
PUBLIX PHARMACY #1122		1			1
MY INSTADOC - HOWELL URGENT CARE		1			1
WEST BOCA MEDICAL CENTER			1	100%	1
DIXIE REGIONAL MEDICAL CENTER			1	100%	1
PRIMARY CARE GROUP LLC		1			1
WINDSOR MANOR			1	100%	1
Garden View Care Center at Dougherty Ferry		1			1
ANMED HEALTH MEDICAL CENTER			1	100%	1
Ramsey Village		1			1
KENNEDY BOULEVARD DIALYSIS			1	100%	1
ALL PEDIATRIC CARE PA			1	100%	1
URGENT TEAM MANAGEMENT OF TENNESSEE, L			1	100%	1
Niles Nursing and Rehab. Center		1			1
Home Health Care Clinic		1			1
ENZO LABS INC			1	100%	1
EAST COAST INSTITUTE FOR RESEARCH LLC			1	100%	1
ADVANCE MD CARE			1	100%	1
BEAUMONT REFERENCE LABORATORY			1	100%	1
Ravenwood Speciality Care		1			1
HALE KUPUNA HERITAGE HOME		1			1
Kroger 569 - The Little Clinic Gallatin		1			1
Manassas Health & Rehab			1	100%	1
SUPREME MEDICAL GROUP PLLC			1	100%	1
PROGENESIS INC			1	100%	1
PORTSMOUTH REG. HOSPITAL			1	100%	1
HEALTHALLIANCE HOSPITAL LABORATORY		1			1
COVENANT HEALTH		1			1
DEERFIELD BEACH REHABILITATION AND NURSING			1	100%	1
GOOD SAMARITAN SOCIETY - DE SMET		1			1
Illiana HCS -Danville VAMC		1			1
CVS NE5714POCT OMAHA		1			1
BIOMAT ORLANDO		1			1
MOUNT ST MARYS HOSPITAL OF NIAGARA FALLS			1	100%	1
Kroger 907 - The Little Clinic Holland		1			1
ACCESS MEDICAL GROUP OF TAMPA INC			1	100%	1
Wetumpka Health and Rehab, LLC		1			1
BAPTIST HOSPITAL FAMILY MEDICINE &			1	100%	1
SOUTHEASTERN PATHOLOGY ASSOCIATES			1	100%	1
SOUTH COUNTY MEDICAL CENTER			1	100%	1
Chateau Girardeau			1	100%	1

COVID-19: testing by laboratory

Data through Mar 29, 2021 verified as of Mar 30, 2021 at 09:25 AM

Data in this report are provisional and subject to change.

The numbers in the table below represent the number of Florida and non-Florida residents for whom test results were received by the Department of Health. A person can be tested by more than one laboratory and can have both positive and negative results. **Therefore, the sum of the numbers in each column will be larger than the total number of people tested.**

Reporting lab	Inconclusive	Negative	Positive	Percent positive	Total
BRISTOL CHILDRENS CLINIC			1	100%	1
Kroger - KRO03500568			1	100%	1
UNIVERSITY OF MIAMI HOSPITALS & CLINIC			1	100%	1
MEDEXPRESS URGENT CARE -HOWELL US HWY		1			1
CVS M08595POCT RAYMORE		1			1
GOOD SAMARITAN SOCIETY-FOREST CITY		1			1
SOUTHERN SPRINGS HEALTH CARE		1			1
Urgent Care 24/7 Orlando LLC			1	100%	1
BAPTIST MINOR MEDICAL CENTER			1	100%	1
Big River Nursing and Rehab		1			1
Highland Ave. Eye Clinic		1			1
Piedmont Crossing		1			1
THE READING HOSPITAL AND MEDICAL CENTER			1	100%	1
ADVANTA LABS, LLC		1			1
PowerBack Piscataway Center		1			1
LSU MEDICAL CENTER			1	100%	1
PEDIATRIC ASSOCIATES OF ORLANDO			1	100%	1
ORMC-ARDEN/EOI			1	100%	1
CENTRAL ALABAMA HEALTH CARE SYSTEM			1	100%	1
MD NOW URGENT CARE			1	100%	1
ASUNCION HOME HEALTH CARE CORP			1	100%	1
PASTEUR MEDICAL CENTER LLC		1			1
Kroger 629 - The Little Clinic Cartersville, GA Hwy 41		1			1
THE CHRIST HOSPITAL			1	100%	1
FLAGLER CARE CENTER			1	100%	1
CONWAY - SHERWOOD URGENT CARE			1	100%	1
LEXINGTON HOSPITAL CORPORATION			1	100%	1
CYPRESS CREEK OUTPATIENT SURGICAL CTR, LLC			1	100%	1
MEDEXPRESS URGENT CARE - VINELAND S MA		1			1
WINTER PARK MEMORIAL HOSPITAL LABORATORY		1			1
EAST CORE LAB			1	100%	1
CLINICAL PATHOLOGY LABORATORIES SOUTHEAST INC			1	100%	1
SPECIALTY MOLECULAR - DENVER			1	100%	1
MEDCARE-GARNERS FERRY			1	100%	1
SHAH			1	100%	1
Imperial Healthcare Centre			1	100%	1
HEALTH EXPRESS		1			1
KIDS CARE PEDIATRICS			1	100%	1
WILSON FAMILY MEDICINE LLC		1			1
FRESENIUS SOUTH FORT MYERS		1			1
BLOOD SYSTEMS LABORATORIES			1	100%	1
LEELANAU OPCO, LLC		1			1
Isle Health and Rehabilitation Center			1	100%	1
APPLECARE BRUNSWICK			1	100%	1
TANGLEWOOD MANOR		1			1
CENTRAL TX MEDICAL CENTER - LAB			1	100%	1
Brynwood Health & Rehabilitation Center			1	100%	1

COVID-19: testing by laboratory

Data through Mar 29, 2021 verified as of Mar 30, 2021 at 09:25 AM

Data in this report are provisional and subject to change.

The numbers in the table below represent the number of Florida and non-Florida residents for whom test results were received by the Department of Health. A person can be tested by more than one laboratory and can have both positive and negative results. **Therefore, the sum of the numbers in each column will be larger than the total number of people tested.**

Reporting lab	Inconclusive	Negative	Positive	Percent positive	Total
CHESAPEAKE REGIONAL MEDICAL CENTER			1	100%	1
MACKINAC STRAITS LONG TERM CARE UNIT		1			1
CFCH - FROSTPROOF			1	100%	1
SILVERMAN			1	100%	1
HEALTH CLINIC,THE		1			1
DORNOCH PLACE DEL PRADO		1			1
MEDICAL LIFE-INC GUIDEWELL EMERGENCY MEDICINE			1	100%	1
Remarkable Healthcare Dallas			1	100%	1
BAPTIST HOSPITAL EAST			1	100%	1
TMH PHYSICIAN PARTNERS QUINCY			1	100%	1
Orange City Nursing and Rehab Center			1	100%	1
Juniper Village at Bucks County		1			1
MEDCARE QUALITY MEDICAL CENTER LLC			1	100%	1
ALLEGHENY GENERAL HOSPITAL			1	100%	1
LOUISIANA STATE LAB			1	100%	1
NEW RIVER HEALTH DISTRICT			1	100%	1
Avista Nursing and Rehab			1	100%	1
LOGAN COUNTY HOSPITAL			1	100%	1
FIVE STAR PREMIER RESIDENCES OF POMPANO BEACH			1	100%	1
TIMPANOGOS REGIONAL HOSPITAL			1	100%	1
SC-GA2018 THE RIDGE REHABILITATION & H		1			1
VANAJA SUREDDI MD PA			1	100%	1
Kroger 016 - The Little Clinic Centennial		1			1
NOVANT HEALTH PRINCE WILLIAM WELLNESS CENTER			1	100%	1
LANGLEY DIALYSIS			1	100%	1
AESTHETIC PHYSICIANS PC			1	100%	1
THE MEDICAL CENTER			1	100%	1
GENESIS HEALTH SYSTEM			1	100%	1
WORKFORCE HEALTH DEPARTMENT			1	100%	1
PALMETTO CHARTER SCHOOL		1			1
TILE PHARMACY		1			1
SAINT AGNES HOSPITAL			1	100%	1
SANCHEZ CAZAU MEDICAL GROUP			1	100%	1
SAINT ALPHONSUS REGIONAL MEDICAL CENTER			1	100%	1
MAHONEY PEDIATRICS PA			1	100%	1
CVS NE8616POCT LINCOLN		1			1
FLORIDA HEART AND VASCULAR MULTISPECIALTY GROUP PA			1	100%	1
SAINT FRANCIS HOSPITAL			1	100%	1
ADDINGTON PLACE EAST LAKE		1			1
ADVANCED LABORATORY SERVICES			1	100%	1
CLEMENT J ZABLOCKI VAMC		1			1
ARIZONA STATE LABORATORY			1	100%	1
Chateau Dville Rehab & Retirement		1			1
NULEASE MEDICAL SOLUTIONS			1	100%	1
MYCLINIC, INC			1	100%	1
CAH ACQUISITION COMPANY 11 LLC			1	100%	1
Piqua Manor		1			1

COVID-19: testing by laboratory

Data through Mar 29, 2021 verified as of Mar 30, 2021 at 09:25 AM

Data in this report are provisional and subject to change.

The numbers in the table below represent the number of Florida and non-Florida residents for whom test results were received by the Department of Health. A person can be tested by more than one laboratory and can have both positive and negative results. **Therefore, the sum of the numbers in each column will be larger than the total number of people tested.**

Reporting lab	Inconclusive	Negative	Positive	Percent positive	Total
NEMOURS CHILDREN'S PRIMARY CARE			1	100%	1
DORAL KIDNEY CENTER			1	100%	1
WALGREENS #06025		1			1
PUBLIX PHARMACY #0332		1			1
VICTORIA PAIN AND REHABILITATION CENTER			1	100%	1
TITUSVILLE TOWERS ASSISTED LIVING		1			1
WELLCARE URGENT CARE			1	100%	1
MEDERI CARETENDERS VS OF SE FL LLC DBA			1	100%	1
SISTERS MISSION			1	100%	1
MARTIN HEALTH PHYSICIAN GROUP			1	100%	1
JACKSONVILLE HEALTH & REHAB		1			1
Rockcastle Health and Rehab		1			1
Fairhaven Retirement Community		1			1
MEDEXPRESS URGENT CARE PENNSVILLE		1			1
FLORIDA EPIDEMIOLOGY PROGRAM			1	100%	1
Autumn Care of Suffolk		1			1
CVS MA654POCT ACTON		1			1
ARTESIAN HOME		1			1
MARYLAND DEPARTMENT OF HEALTH AND MENTAL HYGIENE			1	100%	1
NONA MEDICAL ARTS		1			1
BLESSINGS MEDICAL CLINIC, THE			1	100%	1
MOUNTAINVIEW URGENT CARE VALLEY		1			1
BGB SUMMIT MEDICAL GROUP		1			1
Miller Health Care Center			1	100%	1
AMERICA'S ER SITE 002 LLC			1	100%	1
AUTUMN HOUSE			1	100%	1
ROCKLEDGE HEALTH & REHABILITATION CENTER			1	100%	1
WESTEX URGENT CARE, PLLC			1	100%	1
CLEVELAND CLINIC OUTPATIENT LABORATORY			1	100%	1
SMITH			1	100%	1
GOOD PEDIATRICS			1	100%	1
MEDICAL ASSOCIATES OF THE SHOALS		1			1
HARDIN MEMORIAL HOSPITAL - HEARTLAND PATHOLOGY CONSULTANTS			1	100%	1
FAMILY MEDICAL CLINIC KENDALL LLC			1	100%	1
AMERICAN LAB LLC		1			1
WEST FLORIDA MEDICAL CENTER CLINIC			1	100%	1
APPLECARE URGENT CARE KINGSLAND			1	100%	1
PROGRESSIVE MEDICAL LAB LLC			1	100%	1
ANNE ARUNDEL MEDICAL CENTER			1	100%	1
ELATION HEALTH		1			1
MEA PRIMARY CARE PLUS BYRAM			1	100%	1
NORTH BREVARD CHILDRENS MEDICAL CENTER			1	100%	1
Medilodge of Kalamazoo		1			1
SENCARE MANAGEMENT		1			1
NEXT LEVEL URGENT CARE (WOODLANDS)			1	100%	1
Greenhaven Health and Rehabilitation		1			1
APPLECARE URGENT CARE			1	100%	1

COVID-19: testing by laboratory

Data through Mar 29, 2021 verified as of Mar 30, 2021 at 09:25 AM

Data in this report are provisional and subject to change.

The numbers in the table below represent the number of Florida and non-Florida residents for whom test results were received by the Department of Health. A person can be tested by more than one laboratory and can have both positive and negative results. **Therefore, the sum of the numbers in each column will be larger than the total number of people tested.**

Reporting lab	Inconclusive	Negative	Positive	Percent positive	Total
CARE ADVANTAGE			1	100%	1
MEDICAL UNIVERSITY OF SOUTH CAROLINA			1	100%	1
Harris Hill Nursing Facility		1			1
WEST VIRGINIA LABORATORIES			1	100%	1
MCCALLIE SCHOOL-STUDENT HEALTH CENTER		1			1
FRESENIUS MEDICAL CARE TRADTION			1	100%	1
MARTIN LUTHER KING RENAL INSTITUTE			1	100%	1
DEVLIN MANOR NURSING AND REHABILITATION		1			1
CVS OH6164POCT DELAWARE		1			1
WARREN GENERAL HOSPITAL			1	100%	1
ALL CARE URGENT CARE			1	100%	1
Walgreens #10988		1			1
BRIDGEWAY CENTER INC			1	100%	1
DEVLAB, LLC			1	100%	1
Brio of Johnston		1			1
Grays Harbor Health and Rehabilitation		1			1
TILLAMOOK COUNTY GENERAL HOSPITAL LAB		1			1
CVS OH2381POCT LEWIS CENTER		1			1
Walgreens #5421		1			1
PASCO COUNTY HEALTH DEPARTMENT			1	100%	1
Villa Maria			1	100%	1
COASTAL MANOR		1			1
HEARTLAND PHARMACY SEBRING			1	100%	1
VIVIAN SIMMONS FAMILY PRACTICE			1	100%	1
CELEBRATION FAMILY PHYSICIANS LLC			1	100%	1
ABSOLUTE CAREGIVERS HOME HEALTH AGENCY INC			1	100%	1
CLIFTON-FINE HOSPITAL LABORATORY		1			1
Bolingreen Health and Rehabilitation		1			1
NORTH WEST FLORIDA DIAGNOSTIC ENOCRINOLOGY CLINIC			1	100%	1
CORPORATION OF AMERICA		1			1
CARDIAC AND VASCULAR CONSULTANTS MD PA		1			1
HALIFAX FAMILY HEALTH CENTER			1	100%	1
UNIVERSITY OF MIAMI - LENNAR CENTER			1	100%	1
HUNTSVILLE HOSPITAL			1	100%	1
Harbor House		1			1
ROSE MEDICAL CENTER LAB			1	100%	1
WELLPATH			1	100%	1
ALTA BATES SUMMIT MEDICAL CENTER CLINICAL LAB			1	100%	1
MEDEXPRESS URGENT CARE - LAWTON		1			1
DORA HOME CARE			1	100%	1
PALMA CEIA MED GROUP-SWANN		1			1
MEMPHIS URGENT CARE #2, LLC			1	100%	1
JET MEDICAL CENTER			1	100%	1
MINUTECLINIC LLC #3351			1	100%	1
THE DOCTORS OFFICE OF BRICK, LLC		1			1
EAST END PEDIATRICS		1			1
SARASOTA MEMORIAL HOSPITAL		1			1

COVID-19: testing by laboratory

Data through Mar 29, 2021 verified as of Mar 30, 2021 at 09:25 AM

Data in this report are provisional and subject to change.

The numbers in the table below represent the number of Florida and non-Florida residents for whom test results were received by the Department of Health. A person can be tested by more than one laboratory and can have both positive and negative results. **Therefore, the sum of the numbers in each column will be larger than the total number of people tested.**

Reporting lab	Inconclusive	Negative	Positive	Percent positive	Total
TRANSCEND PERFORMANCE AND LIFESTYLE INSTITUTE			1	100%	1
JERSEY IRISH MEDICAL		1			1
CARENOW URGENT CARE-HENDERSONVILLE		1			1
JOHN HOPKINS WELLNESS CENTER PEPSICO			1	100%	1
PUBLIC HEALTH LABORATORIES			1	100%	1
QUALITY URGENT CARE CENTER			1	100%	1
EMERALD HEALTH CARE		1			1
MID-SOUTH URGENT CARE, PLLC			1	100%	1
BIOLOGICAL AND CHEMICAL EMERGENCIES LABORATORY			1	100%	1
PENNY PEDIATRICS		1			1
TMH PHYSICIAN PARTNERS WAKULLA			1	100%	1
NORTH CAROLINA STATE LABORATORY OF PUBLIC HEALTH, SPECTRUM LAB NETWORK			1	100%	1
INDIGO PALMS			1	100%	1
GULF BREEZE TREATMENT CENTER, LLC			1	100%	1
FAMILY MEDICAL CENTERS			1	100%	1
FLORIDA HOSPITAL TRANSPLANT CENTER		1			1
PRIME CARE FAMILY MEDICINE			1	100%	1
HEALTH NETWORK			1	100%	1
PEDIATRIC ASSOCIATES - JACKSONVILLE			1	100%	1
LIBERTY COMMONS NURSING AND REHABILITA		1			1
BROOKDALE WEST PALM BEACH			1	100%	1
MEDEXPRESS URGENT CARE - LINCOLN		1			1
HIGHLANDS CLINICAL LABORATORY			1	100%	1
AHC Dyersburg		1			1
Kroger 407 - The Little Clinic Lexington		1			1
CENTRAL FL INTERNAL MEDICINE ASSOCIATES LLC		1			1
SHANNON MEDICAL CENTER			1	100%	1
CARE CENTER OF LAKE PLACID			1	100%	1
FREDERICK AVENUE GROUP HOME		1			1
PHOEBE PRIMARY CARE CAMILLA			1	100%	1
UNIVERSITY PLACE NURSING CENTER		1			1
PALM BEACH COUNTY SHERIFF OFFICE			1	100%	1
MIAMI-DADE COUNTY HEALTH DEPT.		1			1
Cornerstone at the Ranch		1			1
TREASURE COAST MEDICAL CONCIERGE LLC			1	100%	1
YOUTH HEALTH CENTER OF HUNTINGTON		1			1
Schoenbrunn Healthcare		1			1
ST.ELIZABETH HEALTH CENTER	1				1
METHODIST HEALTHCARE - MEMPHIS HOSP		1			1
Good Samaritan Society - Albion		1			1
Summit Medical Group Morristown Oncology		1			1
Northern Nevada State Veterans Home		1			1
Shelbyville Manor		1			1
VALLEY HOSPITAL MEDICAL CENTER		1			1
KENDALL PEDIATRICS PARTNERS LLC			1	100%	1
EVENTIDE LUTHERAN HOME		1			1
PURECARE PHARMACY		1			1

COVID-19: testing by laboratory

Data through Mar 29, 2021 verified as of Mar 30, 2021 at 09:25 AM

Data in this report are provisional and subject to change.

The numbers in the table below represent the number of Florida and non-Florida residents for whom test results were received by the Department of Health. A person can be tested by more than one laboratory and can have both positive and negative results. **Therefore, the sum of the numbers in each column will be larger than the total number of people tested.**

Reporting lab	Inconclusive	Negative	Positive	Percent positive	Total
KAISER PERMANENTE REGIONAL REFERENCE LABORATORY		1			1
NORTHEAST GEORGIA HEALTH SYSTEM			1	100%	1
DESTIN SURGERY CENTER LTD		1			1
Williamstown Commons			1	100%	1
MEDHEALTH CLINICAL INC			1	100%	1
HATLEY HEALTH CARE, INC		1			1
HEARTLAND OF ZEPHYRHILLS FL, LLC			1	100%	1
FAITH FAMILY PRACTICE			1	100%	1
MYKIDZMD PEDIATRICS PLLC		1			1
EH FARGO HOSPITAL LABORATORY			1	100%	1
ABRAKIDABRA KIDS CLINIC			1	100%	1
FAMILY MEDICAL CENTER OF HOLLYWOOD PA			1	100%	1
ADVANCE CARDIOVASCULAR IMAGING, INC			1	100%	1
BROOKSVILLE REGIONAL HOSPITAL			1	100%	1
CVS OH3481POCT MARYSVILLE		1			1
MEDEXPRESS URGENT CARE - PINE BLUFF S		1			1
CIRRUS DX			1	100%	1
THE HOSPITALS OF PROVIDENCE EMERGENCY ROOM			1	100%	1
ST. MICHAEL'S ELITE HOSPITAL			1	100%	1
CULVER CITY URGENT CARE			1	100%	1
CEPERO PEDIATRICS PA			1	100%	1
CLINICAL CARE, INC			1	100%	1
GULF COUNTY HEALTH DEPARTMENT			1	100%	1
CONNECTICUT PEDIATRICS @ CHC		1			1
MCR HEALTH MEDICAL EXPRESS			1	100%	1
UF HEALTH EMERGENCY CENTER LABORATORY		1			1
UNIVERSITY OF MARYLAND PATHOLOGY ASSOCIATES			1	100%	1
Caldwell Care		1			1
IVY CREEK HEALTHCARE & WELLNESS CENTRE			1	100%	1
HELIX BIOMEDICS LLC			1	100%	1
PEDRO MENENDEZ HEALTH CENTER AT ST JOHNS			1	100%	1
NEW MILFORD HOSPITAL			1	100%	1
SPRINGBROOK HOSPITAL			1	100%	1
FORT LOUDOUN PRIMARY CARE		1			1
OMAHA VA MEDICAL CENTER			1	100%	1
PERRY COUNTY NURSING HOME		1			1
ULTIMATE KIDNEY CARE			1	100%	1
OMC PRIMARY CARE - HOSPITAL CAMPUS			1	100%	1
TEXAS HEALTH ARLINGTON MEMORIAL HOSPITAL			1	100%	1
TEXAS HEALTH ARLINGTON MEMORIAL		1			1
ACUTE AND COMMUNICABLE DISEASE PREVENTION			1	100%	1
CHRISTIANA HOSPITAL		1			1
PALOMAR MEDICAL CENTER			1	100%	1
CHAMBREL AT PINECASTLE			1	100%	1
Dupage Care Center			1	100%	1
HORIZON MEDICAL CENTER			1	100%	1
BOTTINEAU GOOD SAMARITAN CENTER		1			1

COVID-19: testing by laboratory

Data through Mar 29, 2021 verified as of Mar 30, 2021 at 09:25 AM

Data in this report are provisional and subject to change.

The numbers in the table below represent the number of Florida and non-Florida residents for whom test results were received by the Department of Health. A person can be tested by more than one laboratory and can have both positive and negative results. **Therefore, the sum of the numbers in each column will be larger than the total number of people tested.**

Reporting lab	Inconclusive	Negative	Positive	Percent positive	Total
SOUTH TEXAS HEALTH SYSTEM ER - WARE ROAD			1	100%	1
SAINT PETE MRI			1	100%	1
SALEM HOSPITAL REGIONAL LABORATORY		1			1
MAIN STREET PHARMACY OF MARCELLUS, INC		1			1
BRADENTON CONVENTION CENTER□			1	100%	1
LAREDO EMERGENCY ROOM			1	100%	1
DEPT OF VA MEDICAL CENTER - MIAMI			1	100%	1
PUBLIX PHARMACY #1114			1	100%	1
MCGUFFEY HEALTH CARE CENTER INC		1			1
THE HEART HOSPITAL BAYLOR PLANO			1	100%	1
MEDEXPRESS URGENT CARE - CABOT			1	100%	1
TENNOVA HEALTHCARE - CLEVELAND			1	100%	1
RESOURCE PATH LLC			1	100%	1
Florence Nursing and Rehabilitation Center		1			1
Sage Bluff Health & Rehabilitation Center		1			1
Kroger 444 - The Little Clinic Dent		1			1
Elm Crest Senior Living Community		1			1
OXY-GENLAB			1	100%	1
VA OPTOMETRY CLINIC			1	100%	1
BAYSHORE DIALYSIS			1	100%	1
CACERES SPECIALIZED GYNECOLOGY		1			1
RCP OF MEMORIAL WEST			1	100%	1
WEST VIRGINIA UNIVERSITY HOSPITALS			1	100%	1
777 URGENT CARE			1	100%	1
Heartland Health Care Center Jacksonville			1	100%	1
EVEXIA DIAGNOSTICS			1	100%	1
RANDOLPH COUNTY HEALTH & REHABILITATIO		1			1
MANHATTAN EYE EAR AND THROAT HOSPITAL		1			1
MEMORIAL HERMANN KATY HOSPITAL			1	100%	1
CHI MEMORIAL HOSPITAL CHATTANOOGA			1	100%	1
SAINT LEO UNIVERSITY INCORPORATED			1	100%	1
MEDEXPRESS URGENT CARE, MOSSIDE		1			1
SPARTANBURG REGIONAL MEDICAL CENTER			1	100%	1
Port Orange Nursing And Rehab Center			1	100%	1
HEALTHPARTNERS HUDSON CLINIC			1	100%	1
STONECREST MEDICAL CENTER		1			1
Acts Manor House		1			1
HARDIN HEALTH INC		1			1
ADVENTHEALTH MEDICAL GROUP OBSTETRICS AND			1	100%	1
REGIONAL MEDICAL LABORATORY			1	100%	1
UABC			1	100%	1
DSI LABORATORIES-NAPLES-7TH			1	100%	1
CVS AZ69POCT PEORIA		1			1
SUNRISE CLINIC SANTA ROSA		1			1
INTERNAL MEDICINE GROUP OF CENTRAL FLORIDA			1	100%	1
BLAKE AT PENSACOLA OPERATION CO, LLC, THE			1	100%	1
SANTA ROSA PEDIATRICS			1	100%	1

COVID-19: testing by laboratory

Data through Mar 29, 2021 verified as of Mar 30, 2021 at 09:25 AM

Data in this report are provisional and subject to change.

The numbers in the table below represent the number of Florida and non-Florida residents for whom test results were received by the Department of Health. A person can be tested by more than one laboratory and can have both positive and negative results. **Therefore, the sum of the numbers in each column will be larger than the total number of people tested.**

Reporting lab	Inconclusive	Negative	Positive	Percent positive	Total
SUN CLINICAL LABORATORIES			1	100%	1
LITTLE FALLS HOSPITAL LABORATORY		1			1
FLORIDA HOME HEALTH			1	100%	1
ANDERSON FAMILY MEDICINE			1	100%	1
JAX FAMILY CARE		1			1
BEAUMONT HOSPITAL			1	100%	1
JACKSON MADISON CO. GEN. HOSPITAL			1	100%	1
Arch Plaza Nursing and Rehabilitation Center			1	100%	1
CANDLER HOSPITAL			1	100%	1
ORCHARD LABORATORIES			1	100%	1
HUNEYCUTT FAMILY PRACTICE			1	100%	1
SURGERY CENTER, THE			1	100%	1
ER NEAR ME HULEN		1			1
WEST CARVER MEDICAL ASSOCIATES		1			1
LIMA MEMORIAL HOSPITAL			1	100%	1
REFERENCE LABORATORY			1	100%	1
CONCENTRA - OCALA		1			1
OCALA REGIONAL DIALYSIS- NORTH			1	100%	1
PULMONARY, CRITICAL CARE AND SLEEP DISORDERS INSTITUTE OF SOUTH FLORID			1	100%	1
FAYETTE MEDICAL CENTER LAB		1			1
HOLLAND COMMUNITY HOSPITAL		1			1
SANITAS RESEARCH LLC			1	100%	1
MONMOUTH MEDICALC ENTER		1			1
GOSHEN HOSPITAL			1	100%	1
Memorial Health Care Center			1	100%	1
Kroger 397 - The Little Clinic Frankfort East		1			1
Bethel Lutheran Nursing & Rehabilitation Center		1			1
RED BUG LAKE ROAD OVIEDO COVID			1	100%	1
PROMUS DIAGNOSTICS, LLC			1	100%	1
LYSTER MAIN LAB, FT RUCKER		1			1
Hawthorne House		1			1
CAROLINAS HEALTHCARE SYSTEM LAB			1	100%	1
CVS HEALTH, #5962		1			1
LAS PALMAS MEDICAL CENTER			1	100%	1
LEGACY AT HIGHWOODS PRESERVE		1			1
CAREWELL URGENT CARE FITCHBURG			1	100%	1
QUALITY CLINICAL LAB LLC			1	100%	1
BELLMORE PEDIATRICS		1			1
Greencroft Goshen		1			1
CRUSADER COMMUNITY HEALTH			1	100%	1
Ladera Center		1			1
EAGLE COUNTY HEALTH AND HUMAN SERVICES			1	100%	1
EXPRESS CARE OF OCALA			1	100%	1
BOCA RATON REGIONAL HOSPITAL		1			1
Walgreens #3049		1			1
SARHA DOCTORS CENTER			1	100%	1
SEGAL INSTITUTE FOR CLINICAL RESEARCH INC			1	100%	1

COVID-19: testing by laboratory

Data through Mar 29, 2021 verified as of Mar 30, 2021 at 09:25 AM

Data in this report are provisional and subject to change.

The numbers in the table below represent the number of Florida and non-Florida residents for whom test results were received by the Department of Health. A person can be tested by more than one laboratory and can have both positive and negative results. **Therefore, the sum of the numbers in each column will be larger than the total number of people tested.**

Reporting lab	Inconclusive	Negative	Positive	Percent positive	Total
SCHUYLER HOSPITAL		1			1
COLLINS NURSING HOME		1			1
PHYSICIAN ASSOCIATES, LLC			1	100%	1
Vista Park			1	100%	1
CONSOLIDATED			1	100%	1
URGENT 202 COX CREEK PKWY		1			1
FIRSTCARE MEDICAL CENTER			1	100%	1
STANDIFER PLACE		1			1
OCALA RKC EAST HEMO #1			1	100%	1
Brown Memorial Home		1			1
SHRIVERS PHARMACY AND WELLNESS CENTER			1	100%	1
Mayfair Village Nursing Care Center		1			1
MEDEXPRESS NORTHSIDE			1	100%	1
CARING PROFESSIONAL HEALTH CARE LLC		1			1
MEMORIAL HERMANN SOUTHWEST HOSPITAL			1	100%	1
ARLINGTON ADULT RESIDENTIAL FACILITY, INC			1	100%	1
Crowne Health Care of Eufaula		1			1
HIDALGO FAMILY CLINIC			1	100%	1
HEALTH FIRST MEDICAL GROUP LLC			1	100%	1
CVS KS8601POCT OVERLAND PARK			1	100%	1
MEDAC AT PORTERS NECK			1	100%	1
CVS IL7142POCT LOCKPORT		1			1
THE EMORY CLINIC			1	100%	1
Walgreens #12153		1			1
A.G. Rhodes		1			1
TAYLOR COUNTY HEALTH DEPARTMENT			1	100%	1
COURTLAND TERRACE		1			1
FLORIDA DEPARTMENT OF HEALTH PALM BEACH COUNTY			1	100%	1
MEDICAL CLINIC OF HOUSTON			1	100%	1
Fulton County Medical Center Long Term Care			1	100%	1
MED CHOICE CENTER OF NORTH MIAMI			1	100%	1
RYE BEACH PHARMACY INC		1			1
WALKIN MEDICAL URGENT CARE,NEW CITY			1	100%	1
ST. LUKES HOSPITAL			1	100%	1
MISSISSIPPI VALLEY REGIONAL BLOOD CENTER			1	100%	1
CONTINENTAL HOME HEALTH CARE INC			1	100%	1
LabCorp L#09258295 M#09258285			1	100%	1
NOORANI MEDICAL CENTER LLC			1	100%	1
PHYSICIANS URGENT CARE			1	100%	1
LIBERTY URGENT CARE			1	100%	1
TFH HOME HEALTH INC			1	100%	1
AURORA CONSOLIDATED LABORATORY			1	100%	1
The Center at Centennial			1	100%	1
Kroger 705 - The Little Clinic Richmond		1			1
ALLEGANY COUNTY DEPARTMENT OF HEALTH		1			1
Hillside Manor Rehabilitation and Extended Care Center		1			1
PHOEBE SUMTER MEDICAL CENTER LABORATORY		1			1

COVID-19: testing by laboratory

Data through Mar 29, 2021 verified as of Mar 30, 2021 at 09:25 AM

Data in this report are provisional and subject to change.

The numbers in the table below represent the number of Florida and non-Florida residents for whom test results were received by the Department of Health. A person can be tested by more than one laboratory and can have both positive and negative results. **Therefore, the sum of the numbers in each column will be larger than the total number of people tested.**

Reporting lab	Inconclusive	Negative	Positive	Percent positive	Total
BORINQUEN HEALTH CENTER			1	100%	1
OAKWOOD HOSPITAL - SOUTHSORE			1	100%	1
LAS PALOMAS SENIOR LIVING		1			1
Valley View Health and Rehabilitation, LLC		1			1
TRIHEALTH			1	100%	1
ST JOHNS PEDIATRICS PA		1			1
LIFEGUARD AMBULANCE SERVICE LLC - BAY COUNTY			1	100%	1
ORLANDO PHYSICIAN NETWORK		1			1
FLORIDA HEALTH CARE MEDICAL GROUP		1			1
CLEVELAND CLINIC OHIO LABORATORIES			1	100%	1
Fairview			1	100%	1
Kroger 006 - The Little Clinic Uintah Gardens		1			1
MEDEXPRESS URGENT CARE - HADLEY		1			1
Westminster Canterbury Richmond		1			1
EPIC CARE PHARMACY		1			1
Gulf Coast health and Rehabilitation, LLC		1			1
GREATER TAMPA AT HOME			1	100%	1
CALIFORNIA PUBLIC HEALTH LABORATORY			1	100%	1
SV MOBILE HEALTH			1	100%	1
BETHESDA DIALYSIS			1	100%	1
CVS MA2600POCT WEYMOUTH			1	100%	1
TOMAH VAMC			1	100%	1
FALMOUTH HOSPITAL			1	100%	1
NORTH FLORIDA FAMILY MEDICINE			1	100%	1
TRAFALGAR DIALYSIS			1	100%	1
SUNSHINE PEDIATRICS OF LUTz			1	100%	1
CHOTA COMMUNITY HEALTH SERVICES		1			1
INNOVATIVE CARE II LLC			1	100%	1
REGIONAL MED CTR BAYONET POINT			1	100%	1
VERITAS GENETICS, INC.			1	100%	1
ATMORE COMMUNITY HOSPITAL			1	100%	1
HEALTHPLUS			1	100%	1
SOUTHERN FAMILY HEALTH			1	100%	1
MINUTECLINIC DIAGNOSTIC OF VIRGINIA, LLC #1980		1			1
WELL-KEY URGENT CARE SEVIERVILLE			1	100%	1
FLORIDA FAMILY LABORATORY		1			1
LANTANA HC LAB			1	100%	1
Fairhope		1			1
CVS AZ9273POCT TUCSON			1	100%	1
C V S / PHARMACY #833		1			1
FLORIDA CLINICAL RESEARCH CENTER, LLC			1	100%	1
STEPHENS COUNTY HOSPITAL			1	100%	1
CROZER-CHESTER MEDICAL CENTER			1	100%	1
JOHNSON & JOHNSON VISION CARE-VISTAKON			1	100%	1
SUMMIT HEALTHCARE REGIONAL MEDICAL		1			1
LIFELINK TRANSPLANT INSTITUTE LAB			1	100%	1
CONCENTRA - TAMPA EAST		1			1

COVID-19: testing by laboratory

Data through Mar 29, 2021 verified as of Mar 30, 2021 at 09:25 AM

Data in this report are provisional and subject to change.

The numbers in the table below represent the number of Florida and non-Florida residents for whom test results were received by the Department of Health. A person can be tested by more than one laboratory and can have both positive and negative results. **Therefore, the sum of the numbers in each column will be larger than the total number of people tested.**

Reporting lab	Inconclusive	Negative	Positive	Percent positive	Total
MEDIPLUS CLINIC, INC			1	100%	1
PAUL C SCHWARTZ & MELVIN L WEIDMAN		1			1
FLORIDA DIGESTIVE AND LIVER SPECIALISTS			1	100%	1
SUNCOAST FAMILY MEDICAL ASSOCIATES			1	100%	1
NORTHWEST TEXAS HEALTHCARE SYSTEM,INC			1	100%	1
CONSULATE HEALTH CARE OF VERO BEACH			1	100%	1
PHYSICIANS ASSOCIATES			1	100%	1
UNIVERSITY OF BALTIMORE WASHINGTON MEDICAL CENTER			1	100%	1
BRANDON OUTREACH CLINIC			1	100%	1
PALMETTO BAY MEDICAL CENTER			1	100%	1
CHATEAU TERREBONNE HEALTH CARE		1			1
CYPRESS VILLAGE REHAB CENTER		1			1
GIFFORD MEMORIAL HOSPITAL		1			1
Kroger - KR062000426			1	100%	1
WELLMED AT BAY AREA		1			1
Kroger 367 - The Little Clinic Walton		1			1
Walgreens #19461		1			1
Good Samaritan Society		1			1
HERNANDO COUNTY HEALTH DEPT			1	100%	1
EXCEL URGENT CARE OF NJ			1	100%	1
CENTRAL FLORIDA ADULT MEDICINE		1			1
NEVADA RURAL HOUSING AUTHORITY			1	100%	1
SUMMIT COUNTY PUBLIC HEALTH DEPARTMENT			1	100%	1
DIAGNOSTIC GROUP INTEGRATED HEALTHCARE			1	100%	1
UNIVERISTY HOSPITAL			1	100%	1
FLORIDA SOUTHERN COLLEGE			1	100%	1
TRADITIONAL MEDICINE CENTER			1	100%	1
REEVES COUNTY HOSPITAL DISTRICT			1	100%	1
DIRECT PRIMARY CARE OF BURLESON			1	100%	1
Terrace Glen Village		1			1
WVU MEDICINE AT SUNCREST TOWNE CENTRE			1	100%	1
Pontotoc Health and Rehab		1			1
CVS IN6536POCT KOKOMO		1			1
MEDICAL ASSOCIATES OF PINELLAS - LAB			1	100%	1
CATHEDRAL GERONTOLOGY CENTER DBA CATHEDRAL CARES			1	100%	1
MILLERSVILLE UNIVERSITY HEALTH SERVICE		1			1
VETERANS AFFAIRS MEDICAL CENTER - EAST ORANGE			1	100%	1
Lutheran Community at Telford		1			1
HEALTH ALLIANCE			1	100%	1
LCMC LAB SUBSECTION		1			1
GABRIELA GOLDSTEIN MD PA			1	100%	1
LEE HEALTH KIDS URGENT CARE		1			1
PARTNERS IN PRIMARY CARE		1			1
Vibrallife of El Paso Rehabilitation Center			1	100%	1
SUTTER GOULD MEDICAL FOUNDATION			1	100%	1
ELLIS HOSPITAL URGENT CARE CENTER LAB		1			1
NEW ERA HEALTH CENTER INC		1			1

COVID-19: testing by laboratory

Data through Mar 29, 2021 verified as of Mar 30, 2021 at 09:25 AM

Data in this report are provisional and subject to change.

The numbers in the table below represent the number of Florida and non-Florida residents for whom test results were received by the Department of Health. A person can be tested by more than one laboratory and can have both positive and negative results. **Therefore, the sum of the numbers in each column will be larger than the total number of people tested.**

Reporting lab	Inconclusive	Negative	Positive	Percent positive	Total
CRYSTAL RIVER FIRE DEPARTMENT			1	100%	1
MERCY GENERAL HOSPITAL			1	100%	1
MANHATTAN COLLEGE HEALTH SERVICES		1			1
MEDEXPRESS URGENT CARE - HACKETTSTOWN		1			1
Life Care Center of Auburn		1			1
WEST FLORIDA MEDICAL ASSOCIATES PA			1	100%	1
CVS MI22230CV WAYNE COUNTY COMMUNITY COLLEGE			1	100%	1
CVS MA38POCT CHARLTON		1			1
BRADENTON DIALYSIS			1	100%	1
KID FIXERS		1			1
UNIVERSITY OF MIAMI PRIMARY CARE SITE UMHC 3039			1	100%	1
REHABILITATION CENTER OF ALBUQUERQUE		1			1
LIFESPAN HEALTH - SELMER		1			1
MID FLORIDA COMMUNITY SERVICES			1	100%	1
WEST PENSACOLA DIALYSIS CENTER			1	100%	1
bishop rehabilitation and nursing center		1			1
UW MEDICINE CHU LAB			1	100%	1
DIVERSICARE OF BIG SPRINGS		1			1
ASSISTED LIVING AT TREZEVANT		1			1
BAPTIST HEALTH PRIMARY CARE AT DORAL			1	100%	1
SLIDELL MEMORIAL HOSPITAL			1	100%	1
BLOOMINGDALE MEDICAL ASSOC			1	100%	1
Kroger 541 - The Little Clinic Long Hollow Pike		1			1
MEDHELP			1	100%	1
PATIENT FIRST-GENERAL BOOTH			1	100%	1
ICARE		1			1
SKY RIDGE MEDICAL CENTER - MICRO			1	100%	1
Newton Wellesley Center for Alzheimer's Care		1			1
MOUNT SINAI MEDICAL CENTER OF FLORIDA INC			1	100%	1
FIU HEALTH CARE CENTER			1	100%	1
ROBINSON FAMILY CLINIC PA			1	100%	1
SHAMRA MEDICAL LABORATORY			1	100%	1
Kroger 433 - The Little Clinic Atoka		1			1
APEX HOME HEALTHCARE			1	100%	1
TERRELL URGENT CARE			1	100%	1
YOUR HEALTH PEDIATRICS			1	100%	1
NORTHSIDE FAMILY MEDICINE		1			1
NFRC CLINICAL LAB			1	100%	1
ANDERSON REGIONAL MEDICAL CENTER			1	100%	1
Brattleboro Crossings LLC dba Pine Heights at Brattleboro		1			1
Alden North Shore			1	100%	1
MEDEXPRESS URGENT CARE - RUSSELLVILLE, W MAIN ST		1			1
TANNER CLINIC			1	100%	1
BEST CARE COMMUNITY AND FAMILY HEALTH CENTER INC			1	100%	1
MID-FLORIDA CANCER CENTERS		1			1
JACK M MATHENY II MD			1	100%	1
Alaska Domiciliary Care for Homeless Veterans		1			1

COVID-19: testing by laboratory

Data through Mar 29, 2021 verified as of Mar 30, 2021 at 09:25 AM

Data in this report are provisional and subject to change.

The numbers in the table below represent the number of Florida and non-Florida residents for whom test results were received by the Department of Health. A person can be tested by more than one laboratory and can have both positive and negative results. **Therefore, the sum of the numbers in each column will be larger than the total number of people tested.**

Reporting lab	Inconclusive	Negative	Positive	Percent positive	Total
CARESOUTH HHA HOLDINGS OF THE TREASURE COAST LLC			1	100%	1
ADVENTHEALTH MEDICAL GROUP SENIOR HEALTH AT			1	100%	1
HILLSBORO MEDICAL CENTER MAIN LABORATO		1			1
EMORY DECATUR HOSPITAL - EMORY MEDICAL		1			1
The Pines at Poughkeepsie Center for Nursing and Rehabilitation		1			1
BAYCARE OUTREACH LAB AT NEW TAMPA			1	100%	1
MORGAN STANELY HEALTH CENTER		1			1
WALGREEN#12147		1			1
PROVIDENCE ST PETER HOSPITAL		1			1
Walgreens #9620		1			1
MED FIRST IMMEDIATE CARE AND FAMILY PRACTICE			1	100%	1
TREASURE COAST PRIMARY CARE		1			1
Hearthstone Nursing and Rehabilitation Center		1			1
SHP WESTCHESTER LLC		1			1
VIRGINIA UROLOGY		1			1
DIGNITY HEALTH GOHEALTH		1			1
KATHY L ANDERSON DO PA			1	100%	1
PLEASANT RIDGE MANOR WEST		1			1
BETHESDA HOSPITAL			1	100%	1
WAYCROSS INTRTNAL MEDICINE			1	100%	1
GARDENS AT MAPLEWOOD			1	100%	1
PELICAN STATE OUTPATIENT CENTER			1	100%	1
Holly Hill Healthcare Center			1	100%	1
THE GROVE HEALTH AND REHAB			1	100%	1
BEAUMONT URGENT CARE		1			1
Mountain View Manor			1	100%	1
EAST FL CORE LAB			1	100%	1
ADAMS COUNTY HEALTH DEPARTMENT			1	100%	1
NORTH RIVER FAMILY HEALTH CENTER			1	100%	1
Glen Haven Health and Rehabilitation LLC		1			1
TMH CANCER CENTER LABORATORY			1	100%	1
Arbor Springs Health and Rehab		1			1
Sky View Rehabilitation and Health Care Center		1			1
NHC Sequatchie		1			1
CAMBRIDGE HEALTH ALLIANCE			1	100%	1
PARRISH MEDICAL GROUP			1	100%	1
Moab Regional Hospital			1	100%	1
Kroger 968 - The Little Clinic Colerain Township		1			1
ODYSSEY HEALTH CARE OF MARION COUNTY LLC		1			1
SOUTHWOOD HEALTHCARE CENTER		1			1
SOUTHWOOD NURSING & RETIREMENT CENTER		1			1
COUNTY OF HAMILTON			1	100%	1
NYU LANGONE AMBULATORY CARE LAKE SUCCE		1			1
Kroger 481 - The Little Clinic Houston Levee		1			1
PARK LANE NURSING HOME		1			1
PEACE HEALTH FAMILY MEDICINE AT 87TH AVE		1			1
JOSHUA E CHESIR MD		1			1

COVID-19: testing by laboratory

Data through Mar 29, 2021 verified as of Mar 30, 2021 at 09:25 AM

Data in this report are provisional and subject to change.

The numbers in the table below represent the number of Florida and non-Florida residents for whom test results were received by the Department of Health. A person can be tested by more than one laboratory and can have both positive and negative results. **Therefore, the sum of the numbers in each column will be larger than the total number of people tested.**

Reporting lab	Inconclusive	Negative	Positive	Percent positive	Total
WOMACK ARMY MEDICAL CENTER			1	100%	1
Mission Arch Center		1			1
HOWELL BRANCH COURT			1	100%	1
FRESENIUS KIDNEY CARE OCALA			1	100%	1
INTEGRATED GENETICS SEQUENOM		1			1
TRAVIS LEE THOMPSON MD			1	100%	1
PARK AVENUE DERMATOLOGY NORTH			1	100%	1
BROOKDALE AVONDALE (BU 04360)			1	100%	1
TWIN			1	100%	1
Metairie Healthcare Center			1	100%	1
BAXTER REGIONAL MEDICAL CENTER			1	100%	1
COMMUNITY MEDICAL CARE			1	100%	1
SCRIPTS PLUS INC DBA THE MEDICINE SHOP		1			1
MEDEXPRESS URGENT CARE, MILLCREEK		1			1
Kroger 929 - The Little Clinic Corryville		1			1
Perham Living			1	100%	1
SOMA MEDICAL CENTER PA #2			1	100%	1
PRIMARY & URGENT CARE CENTERS			1	100%	1
LONG ISLAND MINIMALLY INVASIVE SURGERY		1			1
FIRST CARE OF GAINESVILLE			1	100%	1
HAVASU REGIONAL MEDICAL CENTER			1	100%	1
MEDEXPRESS URGENT CARE - PATRICK STREE			1	100%	1
EDWARD HOSPITAL			1	100%	1
UNITED HEALTHCARE			1	100%	1
BRUSHY CREEK FAMILY HOSPITAL			1	100%	1
RESTORE MEDICAL PARTNERS PLLC			1	100%	1
Kroger 519 - The Little Clinic Staples Mill Road		1			1
Portsmouth Health and Rehab			1	100%	1
FOUNDCARE HEALTH			1	100%	1
Aspire Physical Recovery Center at Cahaba River		1			1
OHIO VALLEY MANOR NURSING &		1			1
LABORATORY SERVICES SGHS - CAMDEN		1			1
TAMPA GENERAL MEDICAL GROUP LABORATORY HEALTHPARK			1	100%	1
MARQUETTE GENERAL HOSPITAL			1	100%	1
CVS AZ7855POCT TUCSON		1			1
CHIPLEY DIALYSIS			1	100%	1
MEDEXPRESS URGENT CARE - LINDEN		1			1
HEART HOSPITAL OF LAFAYETTE: EMERGENCY ROOM			1	100%	1
JOSEPH REINA PHARMACY INC DBA JRX PHAR		1			1
BERKSHIRE MEDICAL CENTER			1	100%	1
Mary Anna Nursing Home		1			1
JUPITER MEDICAL CENTER INC			1	100%	1
Erie VAMC		1			1
ATRIA TAMARAC			1	100%	1
ST MARY'S OF SAGINAW		1			1
PALM BREEZE DIALYSIS			1	100%	1
BEVERLY ADVANCED PRACTICE NURSING		1			1

COVID-19: testing by laboratory

Data through Mar 29, 2021 verified as of Mar 30, 2021 at 09:25 AM

Data in this report are provisional and subject to change.

The numbers in the table below represent the number of Florida and non-Florida residents for whom test results were received by the Department of Health. A person can be tested by more than one laboratory and can have both positive and negative results. **Therefore, the sum of the numbers in each column will be larger than the total number of people tested.**

Reporting lab	Inconclusive	Negative	Positive	Percent positive	Total
MERCY – NORTH IOWA			1	100%	1
MT CARMEL NURSING HOME		1			1
Ash Flat Healthcare and Rehabilitation Center			1	100%	1
BAYFRONT HEAL WOUND CARE AND HYPERBARIC CENTER			1	100%	1
PEACHEALTH LABORATORIES		1			1
CVS AZ3749POCT GOODYEAR		1			1
CLAYTON NURSING AND REHABILITATION		1			1
BOLLES SCHOOL, THE			1	100%	1
SC-GA2018 SIMPSONVILLE REHABILITATION		1			1
GARNET HEALTH DOCTORS		1			1
CHILDREN'S HEALTHCARE OF ATLANTA		1			1
Kroger 359 - The Little Clinic Bellevue		1			1
Dulles Health and Rehab Center		1			1
HEALTH CARE SERVICES LC			1	100%	1
CURA LABORATORY SERVICES			1	100%	1
Courtenay Springs Village			1	100%	1
LRGHEALTHCARE		1			1
Manor Care Health Services- Wilmington			1	100%	1
5 STAR HOME HEALTH SERVICES INC		1			1
PEDIATRIC ASSOCIATES - MIAMI LAKES		1			1
WATERS EDGE ELEMENTARY SCHOOL			1	100%	1
APS-SUMMIT CARE PHARMACY, LLC DBA OMNICARE		1			1
WMC HEALTH GROUP OF KISSIMMEE LLC			1	100%	1
BRITTNEY WHELIHAN IRWIN ARNP LLC			1	100%	1
Long Beach Care Center			1	100%	1
WRIGHT PATTERSON AFB MEDICAL CENTER			1	100%	1
BAM INC		1			1
FLORIDA DEPARTMENT OF HEALTH IN CITRUS COUNTY		1			1
APOLLOMDX LLC			1	100%	1
NORDX			1	100%	1
WEST FLORIDA HOSPITAL LABORATORY			1	100%	1
Regency Square			1	100%	1
CARENOW LAKE WORTH			1	100%	1
STATE OF CALIFORNIA DOH SERVICES			1	100%	1
SOUTHERN HILLS MEDICAL CENTER			1	100%	1
WILLOW DALE WELLNESS VILLAGE APARTMENT		1			1
HAMILTON CI MAIN UNIT ANNEX/ WORK CAMP			1	100%	1
UUHC - REDSTONE HEALTH CENTER LABORATORY			1	100%	1
FLORIDA KEYS PED AND ADOLES CTR			1	100%	1
TITUSVILLE CENTER FOR SURGICAL EXCELLENCE LLC		1			1
PINEBROOK CARE AND REHABILITATION CENTER□			1	100%	1
Kroger 63 - The Little Clinic Glassford Hill Rd		1			1
MEDEXPRESS URGENT CARE - LODI		1			1
SOUTHWESTERN STATE HOSPITAL LABORATORY			1	100%	1
CTMD MEDICAL CENTER, PA			1	100%	1
LOUIS A JOHNSON VAMC		1			1
PANCARE HEALTH - CARR ELEM & MIDDLE SCHOOL			1	100%	1

COVID-19: testing by laboratory

Data through Mar 29, 2021 verified as of Mar 30, 2021 at 09:25 AM

Data in this report are provisional and subject to change.

The numbers in the table below represent the number of Florida and non-Florida residents for whom test results were received by the Department of Health. A person can be tested by more than one laboratory and can have both positive and negative results. **Therefore, the sum of the numbers in each column will be larger than the total number of people tested.**

Reporting lab	Inconclusive	Negative	Positive	Percent positive	Total
Kroger 717 - The Little Clinic Dolphin Drive			1	100%	1
ST JOHNS EPISCOPAL HOSPITAL SOUTH SHORE		1			1
CVS CT750POCT ENFIELD		1			1
HARDEN DIALYSIS		1			1
Ideal Senior Living Center		1			1
BLUFFTON HEALTH CENTER			1	100%	1
AMERICAN DRUG TESTING LAB LLC			1	100%	1
Brakeley Park Center		1			1
MEDTOWN PHARMACY			1	100%	1
BROCK HUGHES MEDICAL CENTER			1	100%	1
RMC BROOKHOLLOW MED AESTHETICS INC		1			1
MED BAR LLC		1			1
SOUTHEAST MISSOURI HOSPITAL		1			1
Coos County Nursing Home		1			1
ELMCROFT OF TIMBERLIN PARC			1	100%	1
The Evangelical Lutheran Good Samaritan Society Prescott Village		1			1
Kingston Care Center of Fort Wayne		1			1
BSA PHYSICIANS GROUP, INC D/B/A BSA FAMILY MEDICAL			1	100%	1
EXPRESS WALK IN MEDICAL CENTER			1	100%	1
PULMONARY MEDICINE		1			1
CSI LABORATORIES FLORIDA			1	100%	1
FORT MYERS NORTH DIALYSIS		1			1
BOCA CIEGA CENTER			1	100%	1
GARDEN VIEW CARE CENTER		1			1
MARTIN ARMY COMMUNITY HOSPITAL			1	100%	1
CLINICAL RESEARCH OF WEST FLORIDA		1			1
WASHINGTONVILLE PHARMACY INC		1			1
AMERICAN FAMILY CARE URGENT CARE		1			1
AVERA ST. MARY'S HOSPITAL			1	100%	1
AURORA MEDICAL CENTER-KENOSHA			1	100%	1
BIOMERIEUX			1	100%	1
SPINE & PAIN CONSULTANT PLLC		1			1
OCEANVIEW NURSING AND REHABILITAION CENTER			1	100%	1
Kroger 970 - The Little Clinic Westfield			1	100%	1
CVS OH3306POCT AKRON		1			1
EMERSON HOSPITAL LABORATORY			1	100%	1
WYOMING COUNTY DEPARTMENT OF HEALTH		1			1
Heritage Health of Peru			1	100%	1
Douglas County Health Center		1			1
VA Ann Arbor HCS		1			1
DAVENPORT DIALYSIS CENTER		1			1
CVS AZ10529POCT SCOTTSDALE		1			1
Belvoir Woods Health Care Center at The Fairfax		1			1
KNAPP MEDICAL GROUP			1	100%	1
Dexter Health Care		1			1
POINTE MEDICAL SERVICES INC			1	100%	1
EXAC CARE CROSSVILLE		1			1

COVID-19: testing by laboratory

Data through Mar 29, 2021 verified as of Mar 30, 2021 at 09:25 AM

Data in this report are provisional and subject to change.

The numbers in the table below represent the number of Florida and non-Florida residents for whom test results were received by the Department of Health. A person can be tested by more than one laboratory and can have both positive and negative results. **Therefore, the sum of the numbers in each column will be larger than the total number of people tested.**

Reporting lab	Inconclusive	Negative	Positive	Percent positive	Total
IMMEDIATE CARE MEDICAL CENTER			1	100%	1
HARBOR OAKS GOLDEN YEARS			1	100%	1
FAMILY MEDICINE AT CELEBRATION		1			1
DR DAN C TRIGG MEMORIAL HOSPITAL		1			1
Monument Health Custer Care Center		1			1
MCH PHYSICIANS GROUP			1	100%	1
SUSAN F WILLIAMS MD PA			1	100%	1
Allen Health and Rehabilitation		1			1
Southwest Louisiana Veterans Home			1	100%	1
ANY LAB TEST FAST CORP			1	100%	1
VA COMMUNITY BASED CLINIC - LAKE CITY			1	100%	1
HEALTHCARE FOR THE HOMELESS			1	100%	1
INFECTION CONTROL DEPT			1	100%	1
Oakland Nursing and Rehabilitation Center		1			1
CSL PLASMA LAB			1	100%	1
PRIMARY AND URGENT CARE			1	100%	1
CLEMENT MANOR HEALTH CENTER		1			1
CARESOUTH HHA HOLDINGS OF VIRGINIA, LLC			1	100%	1
ROAN MOUNTAIN MEDICAL CENTER			1	100%	1
SHARON REGIONAL MEDICAL CENTER			1	100%	1
THE CHILDREN'S HOSPITAL OF PHILADELPHIA		1			1
CVS KS8573POCT OVERLAND PARK		1			1
Village Crest Center for Health & Rehabilitation		1			1
DIGNITY HEALING LLC			1	100%	1
NORTH SHORE HEMATOLOGY-ONCOLOGY ASSOCI		1			1
Tremont Health & Rehabilitation Center		1			1
CARESPOT - OCOEE			1	100%	1
BEACHSIDE DETOX		1			1
ADVENT HEALTH - OWASA			1	100%	1
LAB PLUS, LLC			1	100%	1
FLORIDA DEPARTMENT OF HEALTH IN BROWARD COUNTY		1			1
URGENT CARE OF FORT LAUDERDALE INC			1	100%	1
CHILDREN'S NATIONAL MEDICAL CENTER			1	100%	1
AAA MEDICAL TESTING			1	100%	1
ABE'S GARDEN/PARK MANOR APARTMENTS		1			1
ELAN MANATEE			1	100%	1
RIVERVIEW HOSPITAL	1				1
SYNERGY DIALYSIS INC			1	100%	1
TARRANT MEDICAL ASSOCIATES			1	100%	1
DEL PRADO MEDICAL CENTER, INC		1			1
SOMA MEDICAL CENTER PA #2 OAKLAND			1	100%	1
PEDIATRIC ASSOCIATES - DORAL			1	100%	1
SUNCOAST BEHAVIORAL HEALTH CENTER			1	100%	1
SANFORD HOME		1			1
MEDEXPRESS URGENT CARE CHICOPEE			1	100%	1
JACKSBORO URGENT CARE			1	100%	1
FHPG INTERNAL MEDICINE OF BRANDON			1	100%	1

COVID-19: testing by laboratory

Data through Mar 29, 2021 verified as of Mar 30, 2021 at 09:25 AM

Data in this report are provisional and subject to change.

The numbers in the table below represent the number of Florida and non-Florida residents for whom test results were received by the Department of Health. A person can be tested by more than one laboratory and can have both positive and negative results. **Therefore, the sum of the numbers in each column will be larger than the total number of people tested.**

Reporting lab	Inconclusive	Negative	Positive	Percent positive	Total
LOVELACE WOMEN'S HOSPITAL		1			1
WATERBURY HOSPITAL REFERENCE LAB			1	100%	1
Sharon Care Center			1	100%	1
PREMIER FAMILY AND SPORTS MEDICINE LLC			1	100%	1
LAKE VISTA DIALYSIS			1	100%	1
BAPTIST ASI			1	100%	1
SOUTH SEMINOLE HOSPITAL POCT			1	100%	1
ST. LUKE'S HOSPITAL			1	100%	1
HEALTH PLUS SUNRISE MEDICAL OFFICE			1	100%	1
LABORATORIO MEDICO CENTRAL CONDOMINO MD			1	100%	1
FAMILY & INTERNAL MEDICINE CENTER		1			1
Kroger 97 - The Little Clinic Hutchinson		1			1
ALBANNA PEDIATRICS CENTER			1	100%	1
MEDICAL ARTS LABORATORY			1	100%	1
PLANT CITY FAMILY CARE		1			1
ASCARATE DIALYSIS			1	100%	1
URGENTMED PLANTATION			1	100%	1
OCCUPATIONAL HEALTH CENTER		1			1
PEACE OF MIND REHAB CENTER		1			1
LP ELIZABETHTON		1			1
URGENT CARE OF KANSAS CITY			1	100%	1
BAYLOR SCOTT AND WHITE MEDICAL CENTER -CENTENTENNIAL			1	100%	1
CVS MA915POCT BEVERLY			1	100%	1
MIDWEST COVENANT HOME, INC		1			1
MANCHESTER COMMONS		1			1
Signature Healthcare of Georgetown		1			1
PARK AVENUE PEDIATRICS PC		1			1
BL DIAGNOSTICS LLC			1	100%	1
FLORIDA HOSPITAL LAB			1	100%	1
Chestnut Ridge Nursing & Rehab		1			1
CVS AZ9277POCT TUCSON		1			1
MEDCOR, INC			1	100%	1
EASTSIDE URGENT CARE			1	100%	1
PATHOLOGY		1			1
MARYLAND DEPARTMENT OF HEALTH AND MENTAL HYGIENE-LABORATORIES			1	100%	1
JMJ FAMILY PRACTICE			1	100%	1
BOULDER COMMUNITY HOSPITAL			1	100%	1
CVS CT692POCT NORTH HAVEN		1			1
MADISON AT OVIEDO			1	100%	1
SC-GA2018 MCCORMICK REHAB & HEALTHCARE		1			1
AML DIAGNOSTICS- ADV TESTING IN METABOLIC MEDICINE			1	100%	1
Integrity Healthcare of Carbondale			1	100%	1
CHRISTUS GOOD SHEPHERD MEDICAL CENTER			1	100%	1
CVS SC4382POCT SPARTANBURG		1			1
WELLSTAR PAULDING HOSPITAL		1			1
SANTA BARABARA ALF LLC (THE WINDSOR)			1	100%	1
CURELOGICS WOUND CARE & HYPERBARIC CENTER		1			1

COVID-19: testing by laboratory

Data through Mar 29, 2021 verified as of Mar 30, 2021 at 09:25 AM

Data in this report are provisional and subject to change.

The numbers in the table below represent the number of Florida and non-Florida residents for whom test results were received by the Department of Health. A person can be tested by more than one laboratory and can have both positive and negative results. **Therefore, the sum of the numbers in each column will be larger than the total number of people tested.**

Reporting lab	Inconclusive	Negative	Positive	Percent positive	Total
Florida Baptist Retirement Center		1			1
INHEALTH LIFE SCIENCES LLC			1	100%	1
KIDSVILLE PEDIATRICS III PA			1	100%	1
MOUNT SINAI MEDICAL CENTER AVENTURA ER			1	100%	1
RELIANCE HOME HEALTH CARE INC		1			1
TRUCARE LIVING CENTERS - SELMA			1	100%	1
WAYNE COUNTY PUBLIC HEALTH		1			1
BRONSON METHODIST HOSPITAL			1	100%	1
BMC MAYPORT			1	100%	1
ST JOHN'S MEDICAL CENTER, TETON VILLAGE			1	100%	1
GATEWAY LABORATORIES		1			1
VELOCITY URGENT CARE - LITTLE CREEK			1	100%	1
HABANA HEALTH CARE CENTER			1	100%	1
CLARKSVILLE HEALTH SYSTEM			1	100%	1
Troy Center for Rehabilitation & Nursing		1			1
CVS AZ9374POCT TUCSON		1			1
ALLIED PEDIATRICS & FAMILY MEDICINE			1	100%	1
LOPEZ		1			1
UF HEALTH - WILDLIGHT			1	100%	1
Birmingham Nursing & Rehab Center		1			1
PM PEDIATRICS PC			1	100%	1
THE CLINIC ON SIXTH			1	100%	1
LOURDES URGENT CARE			1	100%	1
INDIAN RIVER CLINICAL LABORATORY, INC.		1			1
LADY LAKE FAMILY MEDICINE			1	100%	1
CONCIERGE INTERNAL MEDICINE ASSOCIATES			1	100%	1
PUBLIX PHARMACY #1048		1			1
BALLAD HEALTH MEDICAL ASSOCIATES URGENT CARE			1	100%	1
PASTEUR MEDICAL HIALEAH GARDEN LLC			1	100%	1
SPARTA HEALTH & REHAB		1			1
BROADWAY HEALTH FLORIDA MEDICAL CLINIC URGENT CARE			1	100%	1
TRUMAN MEDICAL CENTER - HOSPITAL HILL			1	100%	1
MEDCOR CORPORATE CLINIC			1	100%	1
BLANCHARD VALLEY HOSPITAL LABORATORY			1	100%	1
CONCORDIA MANOR			1	100%	1
SIGNATURE CARE MEMORIAL CITY			1	100%	1
ALPHA CLINICAL LABORATORY CORP.			1	100%	1
ALDEN PHARMACY		1			1
KINGWOOD EMERGENCY CENTER			1	100%	1
CVS NC6633POCT FAYETTEVILLE		1			1
C V S / PHARMACY #4396		1			1
CENTRAL JERSEY URGENT CARE OF GREEN BR		1			1
ORANGE PEDIATRICS PA			1	100%	1
SYCAMORE MEDICAL CENTER-KETTERING HEALTH NETWORK			1	100%	1
Advanced Rehabilitation of Vernon		1			1
UNIVERSITY OF TOLEDO MEDICAL CENTER			1	100%	1
QLABS			1	100%	1

COVID-19: testing by laboratory

Data through Mar 29, 2021 verified as of Mar 30, 2021 at 09:25 AM

Data in this report are provisional and subject to change.

The numbers in the table below represent the number of Florida and non-Florida residents for whom test results were received by the Department of Health. A person can be tested by more than one laboratory and can have both positive and negative results. **Therefore, the sum of the numbers in each column will be larger than the total number of people tested.**

Reporting lab	Inconclusive	Negative	Positive	Percent positive	Total
HALIFAX HEALTH PRIMARY CARE ORMOND			1	100%	1
FHPG SURGICAL ASSOCIATES OF EAST PASCO			1	100%	1
AMERICAN FAMILY CARE - SMYRNA			1	100%	1
SACRED HEART HOSPITAL NURSING			1	100%	1
HILTON HEAD HOSPITAL/INPATIENT			1	100%	1
MANOR CARE OF DELRAY BEACH FL LLC		1			1
MISSION HOSPITAL - MEMORIAL CAMPUS			1	100%	1
SPHERE DX			1	100%	1
ST. JOHN HOSPITAL & MEDICAL CENTER			1	100%	1
KIOSK MEDICINE OF KENTUCKY LLC		1			1
SOUTHERN WINDS			1	100%	1
Kroger 49 - The Little Clinic Wichita - 21st St.			1	100%	1
CORPUS CHRISTI MEDICAL CENTER			1	100%	1
COUNTRYSIDE PEDIATRIC CARE PA			1	100%	1
LABTEST LLC LABTEST DIAGNOSTICS			1	100%	1
MIL LAKE HEALTHCARE CENTER INC PEDIATRICS			1	100%	1
COMMONWEALTH OF VIRGINIA DIVISION OF CONSOLIDATED LABORATORY SERVICES			1	100%	1
CVS NE5863POCT OMAHA		1			1
ESOTERIC LAB			1	100%	1
THOMAS HOSPITAL			1	100%	1
DW MCMILLAN MEMORIAL HOSPITAL LABORATORY			1	100%	1
MEDEXPRESS URGENT CARE-VINLAND SOUTH			1	100%	1
SELF REGIONAL HEALTHCARE			1	100%	1
MEDCOR INC			1	100%	1
SOUTHWESTERN VERMONT MEDICAL CENTER			1	100%	1
CHILDRENS SPECIALIST PEDIATRIC PULMMOLOGY &			1	100%	1
EUGENE T FINAN, MD			1	100%	1
RED HOOK FAMILY PRACTICE		1			1
ADVENTHEALTH MEDICAL GROUP INTERNAL MEDICINE AT MILLS			1	100%	1
PENSACOLA PATHOLOGY		1			1
ASCENSION ST VINCENT'S - WESTSIDE			1	100%	1
DEACONESS URGENT CARE CENTER			1	100%	1
NORTH PALM BEACH DIALYSIS CENTER			1	100%	1
SANTA MONICA CA-UCLA MC			1	100%	1
FLAGLER MEDICAL ASSOCIATES PA			1	100%	1
INTEGRIS SEMINOLE EMERGENCY DEPT			1	100%	1
UNIVERSITY OF NORTH CAROLINA HOSPITALS			1	100%	1
INTERNAL MEDICINE EMILIA MURRAY MD PA		1			1
MERITUS MEDICAL CENTER			1	100%	1
XSTREMEMD			1	100%	1
WELLMED AT LINEBAUGH AVE			1	100%	1
DOCTORS CARE - AIKEN MALL			1	100%	1
CVS AZ4795POCT MESA		1			1
MISSOURI DEPARTMENT OF HEALTH AND SENIOR SERVICES - STATE PH LAB		1			1
Excel Care Center			1	100%	1
Monument Health Strugis Care Center		1			1
CVS TX7825POCT FRISCO		1			1

COVID-19: testing by laboratory

Data through Mar 29, 2021 verified as of Mar 30, 2021 at 09:25 AM

Data in this report are provisional and subject to change.

The numbers in the table below represent the number of Florida and non-Florida residents for whom test results were received by the Department of Health. A person can be tested by more than one laboratory and can have both positive and negative results. **Therefore, the sum of the numbers in each column will be larger than the total number of people tested.**

Reporting lab	Inconclusive	Negative	Positive	Percent positive	Total
LEE MEMORIAL HOSPITAL OUTPATIENT SURGERY CENTER			1	100%	1
Kroger 532 - The Little Clinic Murfreesboro		1			1
SOUTHEASTERN INTEGRATED MEDICAL PL			1	100%	1
West Bay of Tampa Center			1	100%	1
Overton Brooks VAMC		1			1
VERMONT DEPT OF HEALTH LABORATORY			1	100%	1
OASIS FAMILY RESORT IN THE SPRINGS LLC		1			1
RIVERSIDE REGIONAL MED CENTER			1	100%	1
MERCY HOME		1			1
CHI ST. LUKE'S HEALTH BCM MEDICAL CENTER			1	100%	1
ADVENTHEALTH MEDICAL GROUP PEDIATRICS DIABETES &			1	100%	1
Kroger - KR070300083			1	100%	1
RESIDENCES AT MIAMI / REIGN GARDENS LLC, THE			1	100%	1
HOSPITALS OF PROVIDENCE TRANSMOUNTAIN CAMPUS, THE			1	100%	1
ADVENT HEALTH MEDICAL GROUP MULTISPECIALTY			1	100%	1
NICKLAUS CHILDREN'S DORAL OUTPATIENT CENTER			1	100%	1
Walgreens #10851		1			1
MEDEXPRESS URGENT CARE, EDWARDSVILLE		1			1
CORNERSTONE OF RECOVERY INC		1			1
STATE OF ALASKA			1	100%	1
NEW YORK PRESBYTERIAN HOSPITAL			1	100%	1
CVS NH1004POCT SALEM			1	100%	1
HAMILTON MEDICAL CENTER LABORATORY			1	100%	1
KNOX COMMUNITY HOSPITAL			1	100%	1
Smg/North Jersey Hematology & Oncology		1			1
PHYSICIANS OF CENTRAL FLORIDA			1	100%	1
MEDEXPRESS URGENT CARE - WAYNESBURG		1			1
MARINA DEL REY HOSPITAL LAB			1	100%	1
GARDENS PEDIATRICS LAB			1	100%	1
PINNACLE PAIN CENTER PS DBA LYNX HEALTHCARE		1			1
Kroger - KR070600172		1			1
SUSAN F. WILLIAMS M.D., P.A.			1	100%	1
BAPTIST HEALTH EXPRESS CARE			1	100%	1
MOBILE INFIRMARY MEDICAL CENTER			1	100%	1
LEGACY SPECIALTY PHARMACY CORP			1	100%	1
DAUGHTERS OF SARAH NURSING CENTER		1			1
CLINICAL TRIALS OF TAMPA LLC		1			1
NAVAL BRANCH HEALTH CLINIC			1	100%	1
WEST FLORIDA MEDICAL ASSOCIATES			1	100%	1
PM PEDIATRICS OF BAYSIDE, PLLC		1			1
BARRINGTON TERRACE NAPLES			1	100%	1
Towne Manor West		1			1
Glenis Dr VA Outpatient Clinic		1			1
PCG MOLECULAR			1	100%	1
Spring Gate Rehab and Healthcare Center		1			1
CAN COMMUNITY HEALTH LLC		1			1
THE LITTLE CLINIC, LLC			1	100%	1

COVID-19: testing by laboratory

Data through Mar 29, 2021 verified as of Mar 30, 2021 at 09:25 AM

Data in this report are provisional and subject to change.

The numbers in the table below represent the number of Florida and non-Florida residents for whom test results were received by the Department of Health. A person can be tested by more than one laboratory and can have both positive and negative results. **Therefore, the sum of the numbers in each column will be larger than the total number of people tested.**

Reporting lab	Inconclusive	Negative	Positive	Percent positive	Total
BOCA GENERAL AND FAMILY MEDICINE		1			1
FRIO REGIONAL PRIMARY CARE AND URGENT CARE CLINIC			1	100%	1
DERMDX, DIV OF AURORA DIAGNOSTICS/BERNHARDT LAB		1			1
Senatobia Healthcare & Rehab		1			1
SUMMER PLACE NURSING & REHABILITATION		1			1
White River Health Care Center		1			1
GENESEE COUNTY HEALTH DEPARTMENT		1			1
REELFOOT FAMILY WALK-IN CLINIC		1			1
MEDSTAR HEALTH URGENT CARE			1	100%	1
HEALTHCARE AND REHAB OF SANFORD			1	100%	1
TITUS REGIONAL MEDICAL CENTER			1	100%	1
MERRILL GARDENS AT CHAMPIONSGATE			1	100%	1
VIRTUA HEALTH AND REHABILITATION		1			1
Kroger 683 - The Little Clinic Foothills Plaza		1			1
KENT		1			1
ST MARYS HEALTH CARE SYSTEM		1			1
PORTAGE MEDICAL CENTER			1	100%	1
COASTAL ER IX, PHYSICIANS PREMIER			1	100%	1
Kroger 670 - The Little Clinic Powell		1			1
ST ANTHONY'S PINELLAS CARE CLINIC			1	100%	1
INDIAN RIDGE		1			1
Mason Health and Rehab		1			1
FLORIDA ADVANCED MEDICAL AND DERM AESTHETICS LLC			1	100%	1
ORMOND BEACH DIALYSIS			1	100%	1
DUKE UNIVERSITY POINT OF CARE TESTING PROGRAM			1	100%	1
LAKE COMMUNITY ACTION AGENCY		1			1
BAPTIST HEALTH FLOYD			1	100%	1
PALM BEACH COUNTY HEALTH DEPT.			1	100%	1
ENT & ALLERGY ASSOCIATES, LLP - SLEEPY HOLLOW (ABBOTT)		1			1
CVS TX1057POCT SAN ANTONIO		1			1
HAWAII DEPARTMENT OF HEALTH LAB			1	100%	1
SOUTH FLORIDA URGENT CARE CENTERS, LLC			1	100%	1
MAGGY PHARMACY INC		1			1
IVAN, MAYA			1	100%	1
HENRICO DOCTOR'S LABORATORY			1	100%	1
CAROMONT HEALTH			1	100%	1
CARESTAT HOSPICE SERVICES			1	100%	1
SOLARIS HEALTHCARE PLANT CITY		1			1
PRISMA HEALTH TUOMEY LABORATORY			1	100%	1
Kroger 767 - The Little Clinic Beaumont		1			1
TITUSVILLE REHABILITATION AND NURSING CENTER		1			1
HEALTH AND HOPE CLINIC INC			1	100%	1
MEDICAL CITY NORTH HILLS			1	100%	1
WEST PALM BEACH PHARMACEUTICALS LLC			1	100%	1
USF PHYSICIANS GROUP			1	100%	1
AVALON MEDICAL GROUP			1	100%	1
THEDACARE FAMILY MEDICINE GATEWAY			1	100%	1

COVID-19: testing by laboratory

Data through Mar 29, 2021 verified as of Mar 30, 2021 at 09:25 AM

Data in this report are provisional and subject to change.

The numbers in the table below represent the number of Florida and non-Florida residents for whom test results were received by the Department of Health. A person can be tested by more than one laboratory and can have both positive and negative results. **Therefore, the sum of the numbers in each column will be larger than the total number of people tested.**

Reporting lab	Inconclusive	Negative	Positive	Percent positive	Total
GILBERT MEDICAL GROUP			1	100%	1
ACCESS FAMILY CARE LLC			1	100%	1
CENTRAL FLORIDA MEDICAL CARE			1	100%	1
PIONEER CLINICAL RESEARCH LLC			1	100%	1
Bethany Manor		1			1
ACCOMPLISHED HOME CARE		1			1
LANCASHIRE HALL NURSING AND REHABILITATION CENTER		1			1
FLAGLER HOME CARE			1	100%	1
CROSS CREEK HEALTH CARE		1			1
MY URGENT CARE CLINIC			1	100%	1
DOCTORS HEARING			1	100%	1
RIVIERA BEACH HEALTH CENTER LAB			1	100%	1
MEDEXPRESS URGENT CARE - ST CLAIR, CLOVER DR.		1			1
CHRISTIAN REST HOME ASSOC		1			1
Alexandria Place		1			1
RAPID CITY REGIONAL HOSPITAL -579 ATTN. LABORATORY		1			1
BICKERTON, DAWN		1			1
PINEVILLE PHARMACY			1	100%	1
MEDPOST URGENT CARE - CIBOLO			1	100%	1
Lenbrook		1			1
MINUTECLINIC DIAGNOSTICS OF OKLAHOMA		1			1
GOSHEN MEDICAL CENTER			1	100%	1
PRINCIPLE DIAGNOSTICS LLC			1	100%	1
Arlington Health and Rehabilitation		1			1
LOUNDY		1			1
ADVENTHEALTH MEDICAL GROUP OBSTETRICS			1	100%	1
DEPARTMENT OF HEALTH SERVICES			1	100%	1
BRIDGEWATER PARK ASSISTED LIVING LLC			1	100%	1
LINCOLN COUNTY MEDICAL CENTER		1			1
Kroger 447 - The Little Clinic Lebanon		1			1
Kroger 825 - The Little Clinic Dorothy Lane		1			1
Vi at Aventura		1			1
POMPANO BEACH ARTIFICIAL KIDNEY CENTER			1	100%	1
			1	100%	1
Kroger 57 - The Little Clinic Jay C Charlestown		1			1
UNITYPOINT HEALTH TRINITY			1	100%	1
FAST PACE URGENT CARE			1	100%	1
CHC SOUTHWEST FLORIDA LAB-LIVE			1	100%	1
LAKEVIEW REGIONAL HOSPITAL			1	100%	1
COLUMBIA CREST CARE & RAHAB		1			1
CLEVELAND CLINIC AKRON GENERAL			1	100%	1
LIBERTY HEALTH CENTER			1	100%	1
HARMONY HEALTHCARE ORLANDO INC		1			1
SMITH KLINE			1	100%	1
Kroger 500 - The Little Clinic Speedway		1			1
Robinson Terrace Rehabilitation and Nursing Center		1			1
BRIDGES AT LIFE CARE CENTER OF OCALA, THE			1	100%	1

COVID-19: testing by laboratory

Data through Mar 29, 2021 verified as of Mar 30, 2021 at 09:25 AM

Data in this report are provisional and subject to change.

The numbers in the table below represent the number of Florida and non-Florida residents for whom test results were received by the Department of Health. A person can be tested by more than one laboratory and can have both positive and negative results. **Therefore, the sum of the numbers in each column will be larger than the total number of people tested.**

Reporting lab	Inconclusive	Negative	Positive	Percent positive	Total
SIERRA HEALTH CARE CENTER		1			1
ANY LAB TEST NOW JACKSONVILLE		1			1
ADAPTIVE BIOTECHNOLOGIES			1	100%	1
DR PHILLIPS CENTER FOR WELLNESS		1			1
HYDE PARK MEDICAL CENTER		1			1
DAVITA DIALYSIS-NORTH			1	100%	1
URGENT CARE CENTER OF PORT ORANGE LLC			1	100%	1
ENCOMPASS HEALTH HOME HEALTH		1			1
ALLIANCE MD DIRECT PRIMARY CARE			1	100%	1
15 TO KNOW			1	100%	1
YOUR HEALTH PEDIATRICS INC			1	100%	1
PAMC MICRO LAB			1	100%	1
NHLS			1	100%	1
Lakeland Nursing and Rehabilitation Center LLC		1			1
Country View of Sunbury			1	100%	1
FLORIDA CLINICAL LABORATORY INC DBA			1	100%	1
ORLANDO HEALTH MEDICAL GROUP			1	100%	1
SALUDA NURSING CENTER		1			1
MINUTE CLINIC DIAGNOSTIC PA			1	100%	1
CARENOW MIDTOWN			1	100%	1
CVS TX3702POCT KATY		1			1
HALIFAX HEALTH PRIMARY CARE			1	100%	1
AFTER HOURS CLINIC			1	100%	1
AdventHealth Care Center Zephyrhills North			1	100%	1
St. Ann Rehabilitation and Nursing Center		1			1
MEDICAL SPECIALISTS OF THE PALM BEACHES INC			1	100%	1
ACUPATH LABORATORIES INC			1	100%	1
UF HEALTH THE VILLAGES			1	100%	1
KROGER 785 - THE LITTLE CLINIC DIXIE HWY		1			1
MOSOLF PEDIATRICS PA			1	100%	1
The Carrington		1			1
LAKE REGIONAL HEALTH			1	100%	1
Wilkes-Barre VAMC		1			1
UT HEALTH RGV CLINICAL LABORATORY			1	100%	1
LAB PLUS, LLC AT ASCENSION SAINT THOMA		1			1
FRANKLIN CBOC			1	100%	1
VA Tennessee Valley HCS-Nashville Campus			1	100%	1
ACCESS TOTAL CARE - PORTLAND			1	100%	1
EVERGREEN NURSING HOME		1			1
Florence Home		1			1
MEDOR/ACC SYNCHRONY			1	100%	1
Sanford Health & Rehabilitation			1	100%	1
WVU MEDICINE - WESTON			1	100%	1
Kroger 395 - The Little Clinic Blanchester		1			1
MINNESOTA HERITAGE HOUSE		1			1
Quince Nursing and Rehabilitation Center		1			1
VIP FAMILY PRACTICE			1	100%	1

COVID-19: testing by laboratory

Data through Mar 29, 2021 verified as of Mar 30, 2021 at 09:25 AM

Data in this report are provisional and subject to change.

The numbers in the table below represent the number of Florida and non-Florida residents for whom test results were received by the Department of Health. A person can be tested by more than one laboratory and can have both positive and negative results. **Therefore, the sum of the numbers in each column will be larger than the total number of people tested.**

Reporting lab	Inconclusive	Negative	Positive	Percent positive	Total
UHS BINGHAMTON GENERAL			1	100%	1
ADVANCED URGENT CARE PLLC		1			1
A PATTERN MEDICAL CLINIC		1			1
SEPULVEDA OUTPATIENT AND NURSING HOME CARE			1	100%	1
CLUB HEALTH AND REHABILITATION CENTER, THE		1			1
SHANDSCAIR FLIGHT PROGRAM			1	100%	1
BEAUMONT HOSPITAL, GROSSE POINTE			1	100%	1
Redwood Springs Healthcare			1	100%	1
COVENANT HOSPITAL HOBBS D/B/A COVENANT		1			1
MOBILE MEDICAL CLINIC			1	100%	1
FLORIDA HOSPITAL ORMOND BEACH			1	100%	1
FELD ENTERTAINMENT			1	100%	1
Kroger 410 - The Little Clinic Trinity		1			1
METROWEST MEDICAL CENTER - FRAMINGHAM			1	100%	1
SIGNATURE HEALTHCARE OF BUCKHEAD		1			1
SWIFTCARE URGENT CARE, PLLC			1	100%	1
CROWNPOINT HEALTHCARE FACILITY		1			1
HEBER VALLEY HOSPITAL			1	100%	1
ANDREWS INSTITUTE AMBULATORY SURGERY CENTER		1			1
HARDEE COUNTY FIRE RESCUE		1			1
Walgreens #5914		1			1
BISHOP KEARNEY		1			1
NATION'S BEST CARE HOME HEALTH			1	100%	1
FAMILY MEDICAL CENTRE			1	100%	1
MISSOURI DEPT. OF HEALTH			1	100%	1
MEMORIALCARE LONG BEACH MEDICAL CENTER			1	100%	1
ELKHART GENERAL HOSPITAL			1	100%	1
AURORA HEALTH CARE METRO INC			1	100%	1
CHP COVID-19 (TX)			1	100%	1
PCR DIAGNOSTICS			1	100%	1
MICROBIOLOGY DEPARTMENT			1	100%	1
KISSIMMEE HOME TRAINING		1			1
Kroger 805 - The Little Clinic Lewis Center		1			1
CVS PHARMACY INC DBA CVS/PHARMACY # 10600		1			1
ACCURATE HEALTH SERVICES CORP			1	100%	1
ARBOR DIAGNOSTICS, INC		1			1
Harbert Hills Academy Nursing Home		1			1
MERCYONE DES MOINES MEDICAL CENTER			1	100%	1
HOSPICE OF MARION COUNTY INC			1	100%	1
WINTER HAVEN DIALYSIS		1			1
VELOCITY URGENT CARE - REDMILL			1	100%	1
Grand Junction VAMC		1			1
DE TAR HOSPITAL			1	100%	1
HACKENSACK UNIVERSITY MEDICAL CENTER		1			1
MORNINGSIDE NURSING AND REHABILITATION		1			1
RM PHARMACY SERVICES INC		1			1
CHI ST ALEXIUS TRANSITIONAL CARE UNIT		1			1

COVID-19: testing by laboratory

Data through Mar 29, 2021 verified as of Mar 30, 2021 at 09:25 AM

Data in this report are provisional and subject to change.

The numbers in the table below represent the number of Florida and non-Florida residents for whom test results were received by the Department of Health. A person can be tested by more than one laboratory and can have both positive and negative results. **Therefore, the sum of the numbers in each column will be larger than the total number of people tested.**

Reporting lab	Inconclusive	Negative	Positive	Percent positive	Total
KINGWOOD EMERGENCY HOSPITAL			1	100%	1
FAMILY PRACTICE ASSOCIATES		1			1
ST VINCENTS OUTPATIENT IMAGING		1			1
UNLIMITED MEDICAL SERVICES OF FL PL DBA		1			1
UMMC MIDTOWN CAMPUS			1	100%	1
ALAFAYA WOODS FAMILY MEDICAL CENTER		1			1
Abernethy Laurels		1			1
NULL			1	100%	1
FAMILY PHYSICIANS OF WINTER PARK, INC			1	100%	1
OMNI HEALTHCARE URGENT CARE			1	100%	1
GREYSTONE HOME HEALTH OF GREATER ORLANDO LLC		1			1
BASCOM PALMER-MICRO LAB			1	100%	1
ARNOLD PALMER HOSPITAL LAB POCT		1			1
CVS CA9823POCT SACRAMENTO		1			1
COLONIAL HEALTH CARE		1			1
FRONT PORCH PEDIATRICS PLLC			1	100%	1
CONVENIENT MEDICAL AND HEALTH SERVICES			1	100%	1
WINDERMERE PEDIATRICS			1	100%	1
CLERMONT HEALTH DEPARTMENT			1	100%	1
St. Anne Home		1			1
DOCTORS AFTER HOURS URGENT CARE CENTER			1	100%	1
Wexner Heritage House			1	100%	1
TCPA CLINICAL LABORATORIES			1	100%	1
SOUTHEASTERN HEALTH FACILITES, INC		1			1
STEWART MEDICAL GROUP INC			1	100%	1
BIOMAT USA INC			1	100%	1
MEMORIAL HOSPITAL - BELLEVILLE			1	100%	1
SOUTHWEST ORLANDO FAMILY MEDICINE, PL			1	100%	1
Kroger 126 - The Little Clinic Cottonwood		1			1
Dugan Memorial Home		1			1
HOLSTON MEDICAL GROUP		1			1
NORTHWEST FLORIDA SPECIALTY PHYSICIANS LLC		1			1
LOUIS STOKES CLEVELAND VA MEDICAL CENTER			1	100%	1
PINNACLE DIALYSIS		1			1
Kroger 83 - The Little Clinic Rock Road		1			1
AUGUSTA HEALTH CLINICAL LABORATORY			1	100%	1
WEST COAST CLINICAL LABS INC			1	100%	1
DR JAMES D FORBES FAMILY CARE CENTER			1	100%	1
NAVARRO MEDICAL CENTERS LLC			1	100%	1
HHCS PHARMACY INC			1	100%	1
HOUSTON DEPARTMENT OF HEALTH AND HUMAN SERVICES			1	100%	1
COLER REHABILITATION AND NURSING CARE		1			1
PUBLIX PHARMACY # 1236			1	100%	1
Wayne County Nursing Home		1			1
Avera Sr. James Care Center		1			1
BETHESDA ON TURKEY CREEK			1	100%	1
UMASS MEMORIAL MEDICAL CENTER, INC		1			1

COVID-19: testing by laboratory

Data through Mar 29, 2021 verified as of Mar 30, 2021 at 09:25 AM

Data in this report are provisional and subject to change.

The numbers in the table below represent the number of Florida and non-Florida residents for whom test results were received by the Department of Health. A person can be tested by more than one laboratory and can have both positive and negative results. **Therefore, the sum of the numbers in each column will be larger than the total number of people tested.**

Reporting lab	Inconclusive	Negative	Positive	Percent positive	Total
DAYTONA BEACH DIALYSIS			1	100%	1
GENESIS CARE USA OF FLORIDA, LLC			1	100%	1
NATIONAL INSTITUTES OF HEALTH CLINICAL CENTER			1	100%	1
FOCUSED CARE AT ALLENBROOK		1			1
HEARTLAND OF MARIETTA OH LLC DBA		1			1
CORONA CONCIERGE, LLC		1			1
FAMILY AND INTERNAL MEDICINE ASSOCIATES		1			1
WALGREENS # 11165		1			1
STEPHEN G NELSON MD PA			1	100%	1
TEVAPHARM			1	100%	1
JUP Serology SubSection			1	100%	1
ARCADIA DIALYSIS CENTER			1	100%	1
COMMUNITY MEDICAL CENTER-ORANGE CITY		1			1
HALEYVILLE HEALTH CARE CENTER		1			1
INLET CONCIERGE MEDICINE			1	100%	1
FINLAY MEDICAL RESEARCH CORP			1	100%	1
ST FRANCIS COLLEGE WELLNESS CENTER		1			1
NEMOURS CHILDREN'S PRIMARY CARE, ST CLOUD			1	100%	1
ADVENTHEALTH IMAGING WINTERGARDEN		1			1
MIAMI VASCULAR SURGERY			1	100%	1
AMD			1	100%	1
NORTHEAST BAPTIST HOSPITAL			1	100%	1
SPRING VALLEY HOSPITAL MEDICAL CENTER			1	100%	1
Oregon Veterans Home The Dalles		1			1
OPTUM OF HIALEAH		1			1
St Mary's d'Youville Pavilion		1			1
MEDSTAR URGENT CARE, LLC			1	100%	1
ATHENS LIMESTONE HOSPITAL		1			1
MERITER LABORATORIES			1	100%	1
LPG PRIMARY CARE AT LABELLE			1	100%	1
AUTUMN CARE OF STATESVILLE, LLC		1			1
MEDICAL CENTER			1	100%	1
MISSION HOSPITAL			1	100%	1
DOCTORS CHOICE HOME CARE INC			1	100%	1
Manor Care Health Care Services - Williamsport North		1			1
Louis Stokes Cleveland VA - Midtown Dialysis Center		1			1
IMA MEDICAL CENTER OF SOUTH WEST ORLANDO			1	100%	1
ABBOTT LABORATORIES - OCCUPATIONAL HEALTH SERVICES			1	100%	1
Kroger 753 - The Little Clinic Goss Avenue		1			1
CVS TX7431POCT ROWLETT		1			1
TREASURE COAST COMMUNITY HEALTH INC			1	100%	1
MEDLABS OF FLORIDA LLC D/B/A MEDLABS DIAGNOSTICS		1			1
Walgreens #17445		1			1
FAIRVIEW HOSPITAL			1	100%	1
SUNCOAST PRIMARY CARE LLC			1	100%	1
SIGNATURE CARE COLLEGE STATION			1	100%	1
ManorCare Yeadon		1			1

COVID-19: testing by laboratory

Data through Mar 29, 2021 verified as of Mar 30, 2021 at 09:25 AM

Data in this report are provisional and subject to change.

The numbers in the table below represent the number of Florida and non-Florida residents for whom test results were received by the Department of Health. A person can be tested by more than one laboratory and can have both positive and negative results. **Therefore, the sum of the numbers in each column will be larger than the total number of people tested.**

Reporting lab	Inconclusive	Negative	Positive	Percent positive	Total
STAMFORD HOSPITAL			1	100%	1
COLLIER BLVD HMA PHYSICIANS MANAGEMENT LLC			1	100%	1
LAURELS OF NORWORTH		1			1
Kroger 419 - The Little Clinic Farmington/Exeter		1			1
INDIANA STATE DEPARTMENT OF HEALTH CLINIC MICROBIOLOGY		1			1
C A R E S		1			1
Kroger 699 - The Little Clinic Smyrna		1			1
B2 URGENT CARE			1	100%	1
Kroger 531 - The Little Clinic Waterville		1			1
NEW YORK CITY DEPARTMENT OF HEALTH			1	100%	1
OHIOHEALTH URGENT CARE			1	100%	1
HOLYCROSS URGENT CARE AND IMAGING CENTER		1			1
CVS CA9492POCT YORBA LINDA		1			1
PEDIATRIC URGENT CARE CENTR OF FORT WORTH-LA GRAN			1	100%	1
RINGLING HEALTH CENTER			1	100%	1
TSALI CARE CENTER		1			1
NORTH SHORE MEDICAL CENTER - SALEM HOSPITAL			1	100%	1
BETHESDA HEALTH PHYSICIANS GROUP		1			1
Mercy Manor Transition Center			1	100%	1
COMMUNITY HOSPITALS INDIANAPOLIS			1	100%	1
DOCTORS CARE - GREER		1			1
TRIDENT ANTI AGING LLC			1	100%	1
Crowne Place Assisted Living		1			1
UT HEALTH RIO GRANDE VALLEY PRIMARY CARE AT			1	100%	1
WELLMED AT LONGWOOD			1	100%	1
ABINGTON MEMORIAL HOSPITAL			1	100%	1
NEW SMYRNA BEACH AMBULATORY CARE CTR			1	100%	1
MEDEX CLINIC LLC			1	100%	1
NHC DICKSON		1			1
LADY OF THE SEA HOSPITAL LAB			1	100%	1
CARBON HEALTH			1	100%	1
WALGREENS #12624		1			1
ADVENTHEALTH DURAND			1	100%	1
REGENTS PARK OF JACKSONVILLE			1	100%	1
Longwood Community Living Center		1			1
Keller Landing Center		1			1
CVS MA1875POCT ASHLAND			1	100%	1
MODERN URGENT CARE			1	100%	1
CHILTON MEDICAL CENTER		1			1
CARE STATION MEDICAL GROUP		1			1
Brookdale Southside			1	100%	1
ISLANDS ASSISTED LIVING FACILITY,THE			1	100%	1
Kroger 350 - The Little Clinic New Cut Road		1			1
RIVERVIEW HOSPITAL D/B/A UNIVERSITY		1			1
QUICKCARE HEALTH, INC			1	100%	1
BROOKDALE FORT MYERS LAKES PARK			1	100%	1
ARKANSAS PUBLIC HEALTH LABORATORY		1			1

COVID-19: testing by laboratory

Data through Mar 29, 2021 verified as of Mar 30, 2021 at 09:25 AM

Data in this report are provisional and subject to change.

The numbers in the table below represent the number of Florida and non-Florida residents for whom test results were received by the Department of Health. A person can be tested by more than one laboratory and can have both positive and negative results. **Therefore, the sum of the numbers in each column will be larger than the total number of people tested.**

Reporting lab	Inconclusive	Negative	Positive	Percent positive	Total
MEDEXPRESS URGENT CARE - UNIONTOWN		1			1
MEDICAL CENTER AFFILIATES PALM SPRINGS			1	100%	1
UCH LAB			1	100%	1
Schenectady Center for Rehabilitation & Nursing		1			1
EAST TENNESSEE STATE UNIVERSITY		1			1
VCU HEALTH SYSTEM AUTHORITY - MCV HOSPITALS			1	100%	1
CAREWELL 203			1	100%	1
MOSAIC MEDICAL CENTER MARYVILLE			1	100%	1
Waddell Nursing & Rehab Center		1			1
NORTH FLORIDA CHILD DEVELOPMENT, INC			1	100%	1
GEORGETOWN URGENT CARE			1	100%	1
UPMC NORTHWEST HOSPITAL			1	100%	1
Kroger 523 - The Little Clinic Dickson			1	100%	1
Total	97,972	18,049,026	2,647,943	13%	20,794,941