

COVID-19: summary of cases and monitoring

Data through Mar 30, 2021 verified as of Mar 31, 2021 at 09:25 AM

Data in this report are provisional and subject to change.

Cases: people with positive PCR or antigen test result		Cases: people with positive PCR or antigen test result	
Total cases		Risk factors for Florida residents	
Florida residents	2,019,500	Traveled	16,122
Non-Florida residents	38,235	Contact with a known case	795,316
Type of testing		Traveled and contact with a known case	22,007
Florida residents	2,019,500	Neither	1,186,055
Positive by BPHL/CDC	73,859	No travel and no contact	239,478
Positive by commercial/hospital lab	1,945,641	Travel is unknown	678,726
PCR positive	1,627,968	Contact is unknown	446,855
Antigen positive	391,532	Contact is pending	433,458
Non-Florida residents	38,235	Travel can be unknown and contact can be unknown or pending for the same case, these numbers will sum to more than the "neither" total.	
Positive by BPHL/CDC	910		
Positive by commercial/hospital lab	37,325		
PCR positive	26,190		
Antigen positive	12,045		
Characteristics			
Florida residents hospitalized	85,197		
Florida resident deaths	33,425		
Non-Florida resident deaths	647		
Hospitalized counts include anyone who was hospitalized at some point during their illness. It does not reflect the number of people currently hospitalized.			
More information on deaths identified through death certificate data is available on the National Center for Health Statistics website at www.cdc.gov/nchs/nvss/vsrr/COVID19/index.htm .			

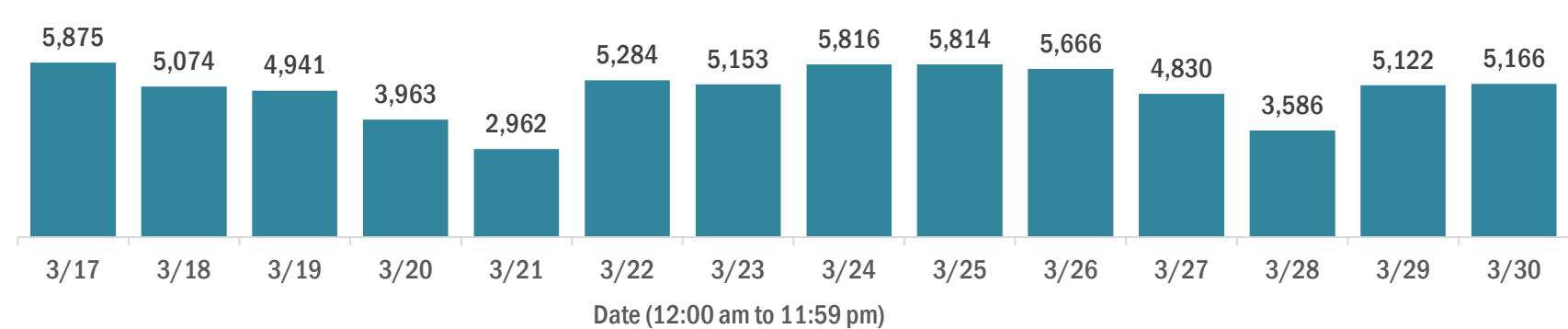
COVID-19: summary of laboratory testing

Data through Mar 30, 2021 verified as of Mar 31, 2021 at 09:25 AM

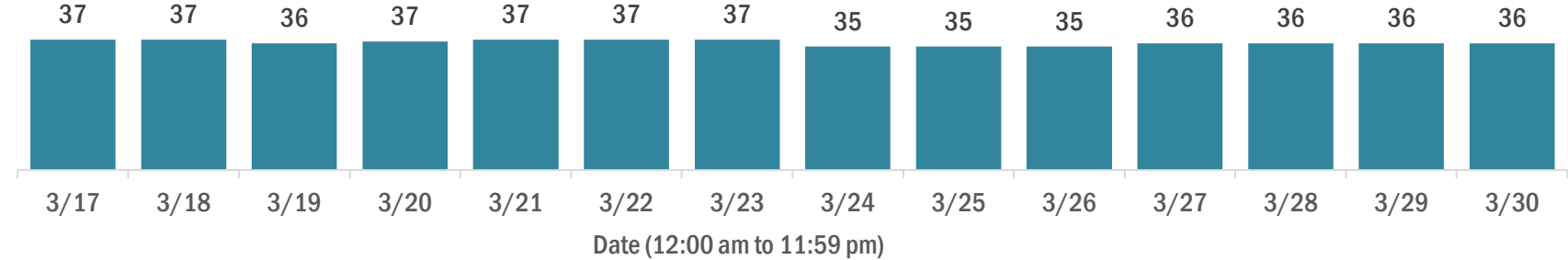
Data in this report are provisional and subject to change.

Cases in Florida residents per day for the past 2 weeks

Number of cases per day



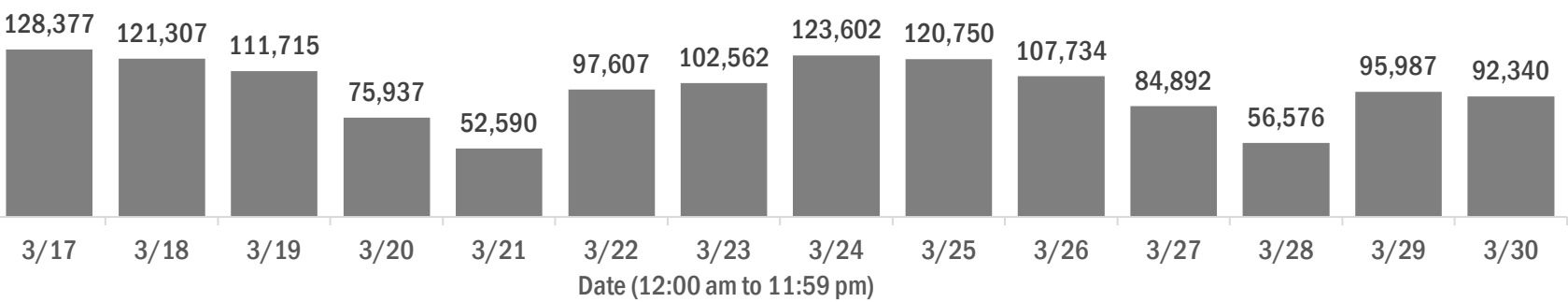
Median age of cases by day



Laboratory testing for Florida residents over the past 2 weeks

Number of Florida residents tested per day

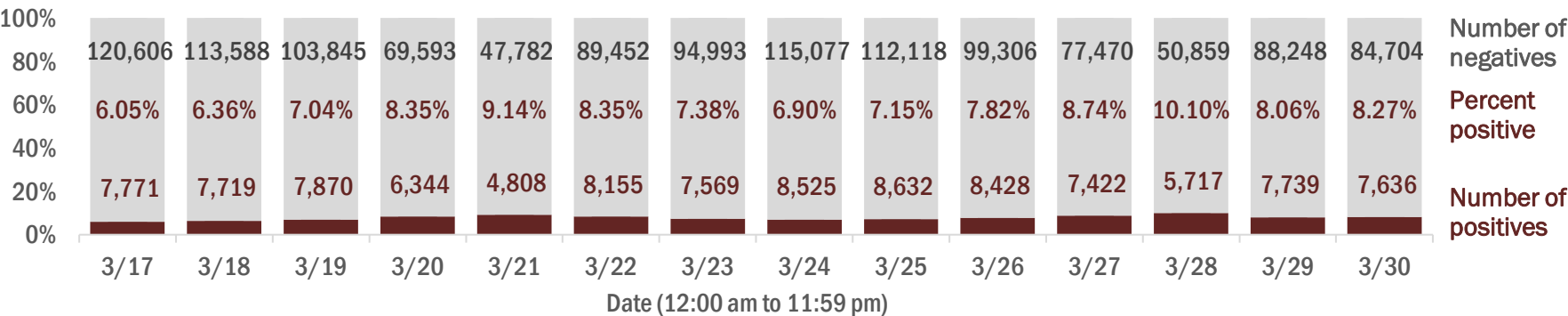
These counts include the number of people for whom the Department received PCR or antigen laboratory results by day. People tested on multiple days will be included for each day a new result was received. A person is only counted once for each day they are tested, regardless of whether multiple specimens are tested or multiple results are received.



Number and percent of Florida residents with positive test results

The percent of positive results ranged from 6.05% to 10.10% over the past 2 weeks and was 8.27% yesterday.

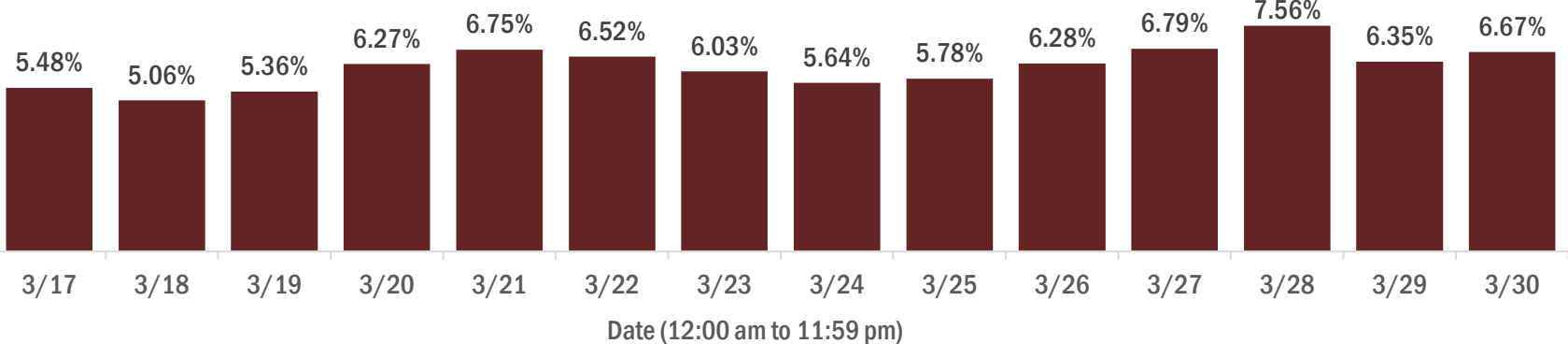
These counts include the number of people for whom the Department received PCR or antigen laboratory results by day. People tested on multiple days will be included for each day a new result was received. A person is only counted once for each day they are tested, regardless of whether multiple specimens are tested or multiple results are received. If a person has a positive specimen and a negative specimen in the same day, only the positive result is counted.



Percent positivity for new cases in Florida residents

The percent of positive results ranged from 5.06% to 7.56% over the past 2 weeks and was 6.67% yesterday.

This percent is the number of people who test PCR- or antigen-positive for the first time divided by all the people tested that day, excluding people who have previously tested positive.



COVID-19: characteristics of 2,019,500 Florida resident cases

Data through Mar 30, 2021 verified as of Mar 31, 2021 at 09:25 AM

Data in this report are provisional and subject to change.

Age group	Cases		Hospitalizations		Deaths	
0-4 years	41,031	<div><div></div></div> 2%	561	<div><div></div></div> 1%	1	<div><div></div></div> 0%
5-14 years	128,127	<div><div></div></div> 6%	548	<div><div></div></div> 1%	5	<div><div></div></div> 0%
15-24 years	311,946	<div><div></div></div> 15%	2,132	<div><div></div></div> 3%	43	<div><div></div></div> 0%
25-34 years	351,466	<div><div></div></div> 17%	4,151	<div><div></div></div> 5%	181	<div><div></div></div> 1%
35-44 years	313,179	<div><div></div></div> 16%	6,223	<div><div></div></div> 7%	511	<div><div></div></div> 2%
45-54 years	307,530	<div><div></div></div> 15%	9,609	<div><div></div></div> 11%	1,284	<div><div></div></div> 4%
55-64 years	266,245	<div><div></div></div> 13%	14,499	<div><div></div></div> 17%	3,606	<div><div></div></div> 11%
65-74 years	164,881	<div><div></div></div> 8%	17,804	<div><div></div></div> 21%	7,092	<div><div></div></div> 21%
75-84 years	91,083	<div><div></div></div> 5%	17,760	<div><div></div></div> 21%	10,170	<div><div></div></div> 30%
85+ years	42,733	<div><div></div></div> 2%	11,901	<div><div></div></div> 14%	10,532	<div><div></div></div> 32%
Unknown	1,279	<div><div></div></div> 0%	9	<div><div></div></div> 0%	0	<div><div></div></div> 0%
Total	2,019,500		85,197		33,425	

Gender	Cases	
Female	1,055,733	<div><div></div></div> 52%
Male	948,376	<div><div></div></div> 47%
Unknown	15,391	<div><div></div></div> 1%
Total	2,019,500	

Ethnicity	Cases		Hospitalizations		Deaths	
Hispanic	647,886	<div><div></div></div> 32%	21,650	<div><div></div></div> 25%	7,777	<div><div></div></div> 23%
Non-Hispanic	978,283	<div><div></div></div> 48%	59,517	<div><div></div></div> 70%	23,458	<div><div></div></div> 70%
Unknown	393,331	<div><div></div></div> 19%	4,030	<div><div></div></div> 5%	2,190	<div><div></div></div> 7%
Total	2,019,500		85,197		33,425	

Race and ethnicity	Cases		Hospitalizations		Deaths	
White	1,142,926	<div><div></div></div> 57%	55,821	<div><div></div></div> 66%	24,536	<div><div></div></div> 73%
Hispanic	433,000	<div><div></div></div> 21%	15,489	<div><div></div></div> 18%	6,236	<div><div></div></div> 19%
Non-Hispanic	624,876	<div><div></div></div> 31%	38,661	<div><div></div></div> 45%	17,192	<div><div></div></div> 51%
Unknown	85,050	<div><div></div></div> 4%	1,671	<div><div></div></div> 2%	1,108	<div><div></div></div> 3%
Black	266,246	<div><div></div></div> 13%	17,690	<div><div></div></div> 21%	5,332	<div><div></div></div> 16%
Hispanic	15,667	<div><div></div></div> 1%	750	<div><div></div></div> 1%	223	<div><div></div></div> 1%
Non-Hispanic	229,064	<div><div></div></div> 11%	16,579	<div><div></div></div> 19%	4,926	<div><div></div></div> 15%
Unknown	21,515	<div><div></div></div> 1%	361	<div><div></div></div> 0%	183	<div><div></div></div> 1%
Other race	307,131	<div><div></div></div> 15%	9,368	<div><div></div></div> 11%	2,602	<div><div></div></div> 8%
Hispanic	154,550	<div><div></div></div> 8%	4,929	<div><div></div></div> 6%	1,148	<div><div></div></div> 3%
Non-Hispanic	105,075	<div><div></div></div> 5%	4,006	<div><div></div></div> 5%	1,232	<div><div></div></div> 4%
Unknown	47,506	<div><div></div></div> 2%	433	<div><div></div></div> 1%	222	<div><div></div></div> 1%
Unknown race	303,197	<div><div></div></div> 15%	2,318	<div><div></div></div> 3%	955	<div><div></div></div> 3%
Hispanic	44,669	<div><div></div></div> 2%	482	<div><div></div></div> 1%	170	<div><div></div></div> 1%
Non-Hispanic	19,268	<div><div></div></div> 1%	271	<div><div></div></div> 0%	108	<div><div></div></div> 0%
Unknown	239,260	<div><div></div></div> 12%	1,565	<div><div></div></div> 2%	677	<div><div></div></div> 2%
Total	2,019,500		85,197		33,425	

Hospitalization counts include anyone who was hospitalized at some point during their illness. It does not reflect the number of people currently hospitalized. **Other race** includes any person with a race of American Indian/Alaskan native, Asian, native Hawaiian/Pacific Islander, or other.

COVID-19: deaths in Florida residents and staff of long-term care facilities

Data through Mar 30, 2021 verified as of Mar 31, 2021 at 09:25 AM

Data in this report are provisional and subject to change.

For current cases in residents or staff of long-term care facilities, please visit: <https://floridahealthcovid19.gov/>

County	Deaths		County	Deaths		County	Deaths	
Palm Beach	1056	<div></div> 10%	Okaloosa	162	<div></div> 1%	Madison	20	<div></div> 0%
Dade	1003	<div></div> 9%	Hernando	158	<div></div> 1%	Calhoun	17	<div></div> 0%
Pinellas	891	<div></div> 8%	Osceola	142	<div></div> 1%	Gulf	17	<div></div> 0%
Broward	659	<div></div> 6%	Charlotte	134	<div></div> 1%	Flagler	16	<div></div> 0%
Hillsborough	566	<div></div> 5%	Clay	119	<div></div> 1%	Wakulla	16	<div></div> 0%
Duval	428	<div></div> 4%	Indian River	117	<div></div> 1%	Bradford	14	<div></div> 0%
Polk	426	<div></div> 4%	Leon	98	<div></div> 1%	Washington	13	<div></div> 0%
Brevard	395	<div></div> 4%	Bay	89	<div></div> 1%	Baker	12	<div></div> 0%
Orange	392	<div></div> 4%	Jackson	88	<div></div> 1%	Holmes	10	<div></div> 0%
Sarasota	392	<div></div> 4%	St. Johns	86	<div></div> 1%	Jefferson	10	<div></div> 0%
Lee	340	<div></div> 3%	Highlands	84	<div></div> 1%	Franklin	9	<div></div> 0%
Marion	325	<div></div> 3%	Santa Rosa	81	<div></div> 1%	Gadsden	9	<div></div> 0%
Volusia	288	<div></div> 3%	Alachua	77	<div></div> 1%	Lafayette	8	<div></div> 0%
Escambia	278	<div></div> 3%	Suwannee	59	<div></div> 1%	Levy	7	<div></div> 0%
St. Lucie	242	<div></div> 2%	Columbia	51	<div></div> 0%	Desoto	6	<div></div> 0%
Seminole	231	<div></div> 2%	Sumter	45	<div></div> 0%	Monroe	5	<div></div> 0%
Lake	225	<div></div> 2%	Putnam	39	<div></div> 0%	Dixie	4	<div></div> 0%
Pasco	221	<div></div> 2%	Nassau	36	<div></div> 0%	Taylor	3	<div></div> 0%
Manatee	192	<div></div> 2%	Hendry	29	<div></div> 0%	Hardee	2	<div></div> 0%
Collier	191	<div></div> 2%	Walton	29	<div></div> 0%	Hamilton	1	<div></div> 0%
Citrus	179	<div></div> 2%	Okeechobee	24	<div></div> 0%	Liberty	1	<div></div> 0%
Martin	167	<div></div> 2%	Gilchrist	20	<div></div> 0%	Total	11,054	

Note: cases are summarized by the county of usual residence. Residents and staff may be cases associated with facilities that are not in their county of usual residence, resulting in cases being included below for counties that do not have facilities with known cases.

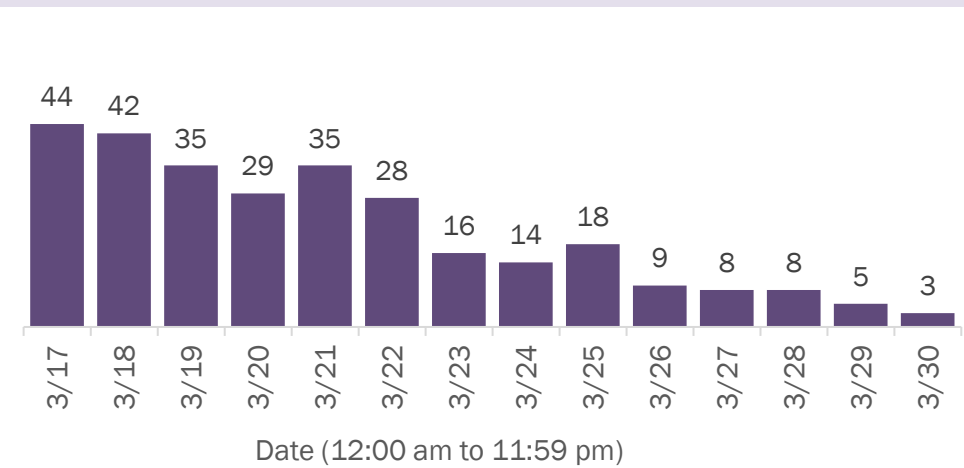
COVID-19: cases in Florida residents who have died

Data through Mar 30, 2021 verified as of Mar 31, 2021 at 09:25 AM

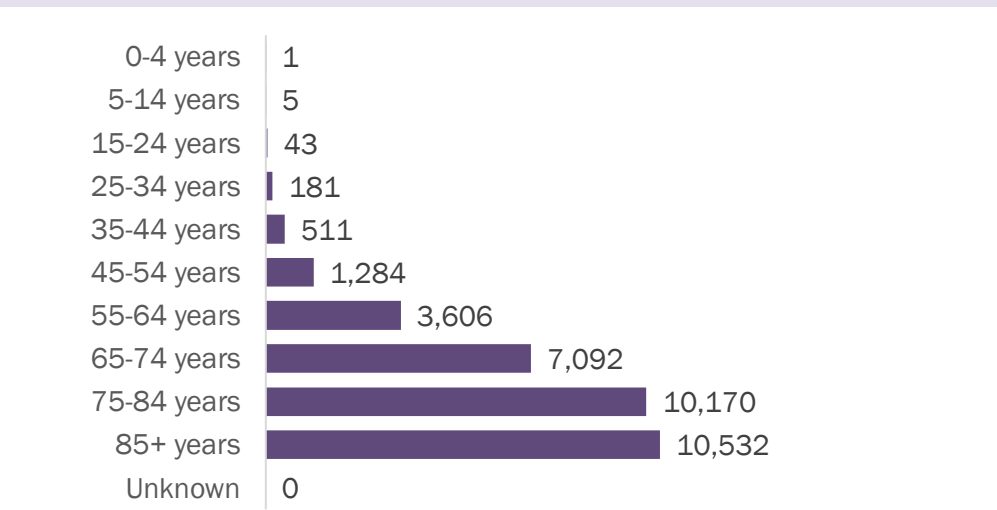
Data in this report are provisional and subject to change.

Demographics for all identified COVID-19 deaths: 33,425

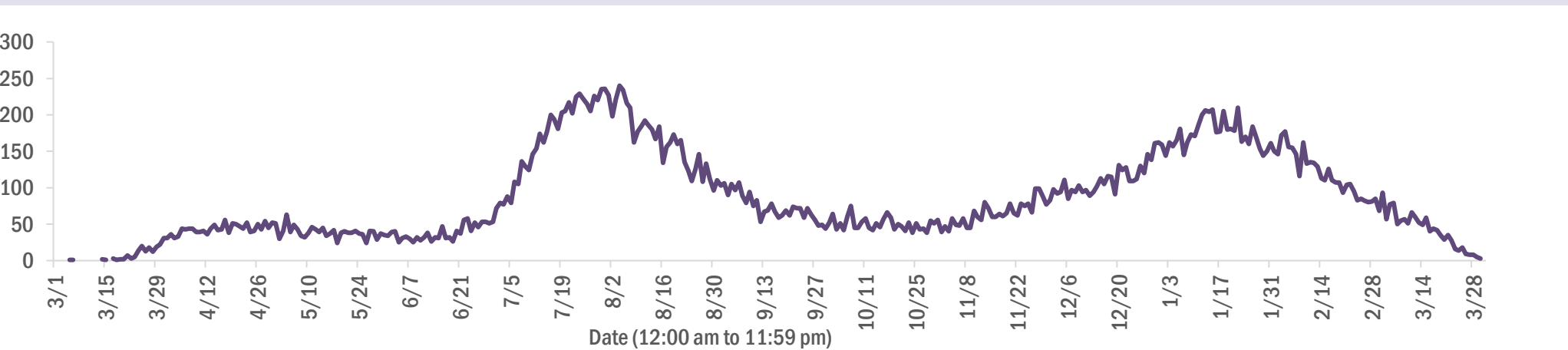
Deaths by date of death for the past 2 weeks



Deaths by age group



Deaths by date of death since March 2020



Age group	Deaths	Cases	Case fatality rate	Mortality rate per 100,000 population
0-4 years	1	41,031	0.0%	0.1
5-14 years	5	128,127	0.0%	0.2
15-24 years	43	311,946	0.0%	1.7
25-34 years	181	351,466	0.1%	6.4
35-44 years	511	313,179	0.2%	19.6
45-54 years	1,284	307,530	0.4%	46.1
55-64 years	3,606	266,245	1.4%	124.7
65-74 years	7,092	164,881	4.3%	292.2
75-84 years	10,170	91,083	11.2%	724.2
85+ years	10,532	42,733	24.6%	1823.6
Unknown	0	1,279	0.0%	
Total	33,425	2,019,500	1.7%	154.7

Gender	Deaths	Cases	Case fatality rate	Mortality rate per 100,000 population
Male	18,760	948,376	2.0%	177.7
Female	14,664	1,055,733	1.4%	132.8
Unknown	1	15,391	0.0%	
Total	33,425	2,019,500	1.7%	154.7

Race	Deaths	Cases	Case fatality rate	Mortality rate per 100,000 population
White	24,536	1,142,926	2.1%	146.9
Other	2,602	307,131	0.8%	209.1
Black	5,332	266,246	2.0%	145.8
Unknown	955	303,197	0.3%	
Total	33,425	2,019,500	1.7%	154.7

Ethnicity	Deaths	Cases	Case fatality rate	Mortality rate per 100,000 population
Non-Hispanic	23,458	978,283	2.4%	147.3
Hispanic	7,777	647,886	1.2%	137.0
Unknown	2,190	393,331	0.6%	
Total	33,425	2,019,500	1.7%	154.7

COVID-19: characteristics of 2,019,500 cases

Data through Mar 30, 2021 verified as of Mar 31, 2021 at 09:25 AM

Data in this report are provisional and subject to change.

Tables below include cases in Florida residents and non-Florida residents.

All 67 Florida counties have cases:

County	FL resident cases		Non-FL resident cases	Total cases	FL resident deaths	FL death rate
Dade	439,896	<div></div> 22%	5,568	445,464	5,855	1.3%
Broward	212,088	<div></div> 11%	2,511	214,599	2,656	1.3%
Palm Beach	129,259	<div></div> 6%	2,322	131,581	2,649	2.0%
Orange	121,886	<div></div> 6%	1,797	123,683	1,186	1.0%
Hillsborough	120,535	<div></div> 6%	1,018	121,553	1,614	1.3%
Duval	91,050	<div></div> 5%	1,512	92,562	1,304	1.4%
Pinellas	70,480	<div></div> 3%	1,763	72,243	1,554	2.2%
Lee	60,591	<div></div> 3%	2,122	62,713	915	1.5%
Polk	60,738	<div></div> 3%	437	61,175	1,254	2.1%
Osceola	38,940	<div></div> 2%	664	39,604	485	1.2%
Volusia	37,617	<div></div> 2%	648	38,265	717	1.9%
Brevard	36,544	<div></div> 2%	646	37,190	808	2.2%
Pasco	36,074	<div></div> 2%	317	36,391	692	1.9%
Escambia	31,239	<div></div> 2%	3,606	34,845	664	2.1%
Manatee	33,976	<div></div> 2%	793	34,769	635	1.9%
Collier	31,318	<div></div> 2%	1,198	32,516	498	1.6%
Leon	29,424	<div></div> 1%	883	30,307	305	1.0%
Seminole	29,821	<div></div> 1%	231	30,052	466	1.6%
Sarasota	27,947	<div></div> 1%	1,412	29,359	787	2.8%
Marion	28,901	<div></div> 1%	143	29,044	919	3.2%
Lake	26,237	<div></div> 1%	442	26,679	606	2.3%
St. Lucie	23,811	<div></div> 1%	174	23,985	587	2.5%
Alachua	23,112	<div></div> 1%	266	23,378	259	1.1%
St. Johns	21,042	<div></div> 1%	295	21,337	202	1.0%
Okaloosa	19,539	<div></div> 1%	210	19,749	351	1.8%
Bay	18,644	<div></div> 1%	743	19,387	374	2.0%
Santa Rosa	17,518	<div></div> 1%	226	17,744	278	1.6%
Clay	17,321	<div></div> 1%	47	17,368	329	1.9%
Hernando	12,291	<div></div> 1%	94	12,385	443	3.6%
Indian River	11,629	<div></div> 1%	100	11,729	282	2.4%
Charlotte	11,364	<div></div> 1%	192	11,556	392	3.4%
Martin	11,163	<div></div> 1%	208	11,371	302	2.7%
Citrus	10,224	<div></div> 1%	90	10,314	429	4.2%
Sumter	8,690	<div></div> 0%	100	8,790	257	3.0%
Nassau	7,546	<div></div> 0%	430	7,976	122	1.6%

County	FL resident cases		Non-FL resident cases	Total cases	FL resident deaths	FL death rate
Columbia	7,809	<div></div> 0%	37	7,846	162	2.1%
Highlands	7,568	<div></div> 0%	87	7,655	321	4.2%
Walton	6,536	<div></div> 0%	779	7,315	83	1.3%
Flagler	6,595	<div></div> 0%	90	6,685	96	1.5%
Monroe	6,064	<div></div> 0%	364	6,428	48	0.8%
Jackson	5,996	<div></div> 0%	64	6,060	154	2.6%
Putnam	6,030	<div></div> 0%	21	6,051	135	2.2%
Gadsden	5,521	<div></div> 0%	16	5,537	90	1.6%
Suwannee	5,187	<div></div> 0%	28	5,215	135	2.6%
Hendry	4,448	<div></div> 0%	18	4,466	77	1.7%
Desoto	4,054	<div></div> 0%	22	4,076	87	2.1%
Okeechobee	3,698	<div></div> 0%	51	3,749	85	2.3%
Unknown	369	<div></div> 0%	3,192	3,561	0	0.0%
Baker	3,345	<div></div> 0%	15	3,360	62	1.9%
Wakulla	3,236	<div></div> 0%	12	3,248	55	1.7%
Levy	3,086	<div></div> 0%	8	3,094	43	1.4%
Bradford	2,908	<div></div> 0%	13	2,921	54	1.9%
Hardee	2,889	<div></div> 0%	14	2,903	38	1.3%
Taylor	2,689	<div></div> 0%	5	2,694	45	1.7%
Washington	2,653	<div></div> 0%	20	2,673	50	1.9%
Holmes	2,180	<div></div> 0%	32	2,212	47	2.2%
Madison	2,006	<div></div> 0%	26	2,032	44	2.2%
Gulf	1,893	<div></div> 0%	23	1,916	42	2.2%
Union	1,773	<div></div> 0%	1	1,774	70	3.9%
Calhoun	1,655	<div></div> 0%	3	1,658	42	2.5%
Lafayette	1,606	<div></div> 0%	0	1,606	25	1.6%
Hamilton	1,570	<div></div> 0%	19	1,589	23	1.5%
Dixie	1,550	<div></div> 0%	3	1,553	22	1.4%
Gilchrist	1,484	<div></div> 0%	4	1,488	38	2.6%
Jefferson	1,410	<div></div> 0%	22	1,432	24	1.7%
Franklin	1,262	<div></div> 0%	33	1,295	17	1.3%
Liberty	1,054	<div></div> 0%	1	1,055	16	1.5%
Glades	921	<div></div> 0%	4	925	19	2.1%
Total	2,019,500		38,235	2,057,735	33,425	1.7%

COVID-19: characteristics of 2,019,500 Florida resident cases

Data through Mar 30, 2021 verified as of Mar 31, 2021 at 09:25 AM

Data in this report are provisional and subject to change.

The table below includes the cities and counties of residence for cases in Florida residents based on the patient's ZIP Code. Note that city is not always received as part of the initial notification and may be missing while the case is being investigated.

City and county	Cases
Miami, Dade	254,722
Orlando, Orange	89,981
Jacksonville, Duval	85,561
Tampa, Hillsborough	70,172
Hialeah, Dade	61,993
Fort Lauderdale, Broward	45,230
Hollywood, Broward	40,420
West Palm Beach, Palm Beach	31,470
Kissimmee, Osceola	30,000
Tallahassee, Leon	28,406
Homestead, Dade	26,970
Naples, Collier	26,462
Pensacola, Escambia	25,991
Saint Petersburg, Pinellas	25,876
Fort Myers, Lee	23,612
Bradenton, Manatee	22,158
Boca Raton, Palm Beach	22,075
Ocala, Marion	21,268
Lakeland, Polk	21,209
Pompano Beach, Broward	20,261
Gainesville, Alachua	18,401
Sarasota, Sarasota	17,299
Port Saint Lucie, St. Lucie	15,813
Lake Worth, Palm Beach	15,647
Cape Coral, Lee	15,360
Miami Beach, Dade	14,187
Miramar, Broward	13,793
Clearwater, Pinellas	13,779
Boynton Beach, Palm Beach	12,585
Coral Springs, Broward	12,354
Doral, Dade	12,246
Panama City, Bay	11,851
Miami Gardens, Dade	11,726
Saint Augustine, St. Johns	11,342
Melbourne, Brevard	10,480
Winter Haven, Polk	10,183
Lehigh Acres, Lee	9,723
Delray Beach, Palm Beach	9,719
Davie, Broward	9,426
Riverview, Hillsborough	9,239
Vero Beach, Indian River	8,953
Palm Bay, Brevard	8,471
Milton, Santa Rosa	8,464
Sunrise, Broward	8,359
New Port Richey, Pasco	8,349
Fort Pierce, St. Lucie	7,839
Coral Gables, Dade	7,762
Saint Cloud, Osceola	7,747
Largo, Pinellas	7,672
Daytona Beach, Volusia	7,583
Apopka, Orange	7,546
Plantation, Broward	7,374
Spring Hill, Hernando	7,317
North Miami Beach, Dade	7,189
Lake City, Columbia	7,101
Orange Park, Clay	7,054
Clermont, Lake	7,007
Davenport, Polk	6,981
Brandon, Hillsborough	6,933

COVID-19: characteristics of 2,019,500 Florida resident cases

Data through Mar 30, 2021 verified as of Mar 31, 2021 at 09:25 AM

Data in this report are provisional and subject to change.

The table below includes the cities and counties of residence for cases in Florida residents based on the patient's ZIP Code. Note that city is not always received as part of the initial notification and may be missing while the case is being investigated.

City and county	Cases
Weston, Broward	6,663
Sanford, Seminole	6,659
Jupiter, Palm Beach	6,648
Deltona, Volusia	6,526
Plant City, Hillsborough	6,513
Deerfield Beach, Broward	6,188
Winter Garden, Orange	6,024
Tamarac, Broward	5,681
Port Charlotte, Charlotte	5,570
Palm Coast, Flagler	5,547
Fort Walton Beach, Okaloosa	5,415
Wesley Chapel, Pasco	5,295
Stuart, Martin	5,264
Coconut Creek, Broward	5,260
Crestview, Okaloosa	5,217
Margate, Broward	5,168
Palm Beach Gardens, Palm Beach	5,149
Land O Lakes, Pasco	5,056
Deland, Volusia	5,016
Winter Park, Orange	4,994
Palm Harbor, Pinellas	4,949
Oviedo, Seminole	4,883
Wellington, Palm Beach	4,873
Palmetto, Manatee	4,868
Altamonte Springs, Seminole	4,502
Miami Lakes, Dade	4,502
Lutz, Hillsborough	4,467
Opa Locka, Dade	4,459
Port Orange, Volusia	4,418
Brooksville, Hernando	4,284
Valrico, Hillsborough	4,261
Middleburg, Clay	4,258
Haines City, Polk	4,253
Venice, Sarasota	4,196
North Port, Sarasota	4,189
Hallandale, Broward	4,152
The Villages, Sumter	4,133
Pembroke Pines, Broward	4,104
Punta Gorda, Charlotte	4,100
Ocoee, Orange	4,067
Leesburg, Lake	4,067
Sebring, Highlands	4,047
Live Oak, Suwannee	4,026
Arcadia, Desoto	3,947
Saint Johns, St. Johns	3,936
Seminole, Pinellas	3,857
Ormond Beach, Volusia	3,852
Bonita Springs, Lee	3,842
Zephyrhills, Pasco	3,840
Okeechobee, Okeechobee	3,686
Navarre, Santa Rosa	3,661
Pinellas Park, Pinellas	3,616
Windermere, Orange	3,556
North Lauderdale, Broward	3,519
Longwood, Seminole	3,505
North Miami, Dade	3,485
Immokalee, Collier	3,454
Ruskin, Hillsborough	3,422
Cocoa, Brevard	3,391

COVID-19: characteristics of 2,019,500 Florida resident cases

Data through Mar 30, 2021 verified as of Mar 31, 2021 at 09:25 AM

Data in this report are provisional and subject to change.

The table below includes the cities and counties of residence for cases in Florida residents based on the patient's ZIP Code. Note that city is not always received as part of the initial notification and may be missing while the case is being investigated.

City and county	Cases
Gulf Breeze, Santa Rosa	3,286
Niceville, Okaloosa	3,256
Cantonment, Escambia	3,135
Casselberry, Seminole	3,077
Lake Worth Beach, Palm Beach	3,060
Key West, Monroe	3,033
Panama City Beach, Bay	3,030
Jacksonville Beach, Duval	3,018
Titusville, Brevard	2,965
Port Richey, Pasco	2,950
Quincy, Gadsden	2,948
Hudson, Pasco	2,924
Crawfordville, Wakulla	2,904
Dade City, Pasco	2,902
North Fort Myers, Lee	2,840
Winter Springs, Seminole	2,839
Bartow, Polk	2,832
Oakland Park, Broward	2,829
Palatka, Putnam	2,786
Lake Mary, Seminole	2,756
Cutler Ridge, Dade	2,756
Aventura, Dade	2,751
Fernandina Beach, Nassau	2,735
Green Cove Springs, Clay	2,705
Kissimmee, Polk	2,689
New Smyrna Beach, Volusia	2,679
Auburndale, Polk	2,678
Merritt Island, Brevard	2,658
Ponte Vedra Beach, St. Johns	2,615
Lake Wales, Polk	2,608
Tarpon Springs, Pinellas	2,550
Perry, Taylor	2,523
Lynn Haven, Bay	2,464
Inverness, Citrus	2,441
Parkland, Broward	2,436
Belle Glade, Palm Beach	2,427
Marianna, Jackson	2,395
Eustis, Lake	2,357
Wimauma, Hillsborough	2,327
Clewiston, Hendry	2,318
Cooper City, Broward	2,313
Loxahatchee, Palm Beach	2,310
Royal Palm Beach, Palm Beach	2,303
Fleming Island, Clay	2,296
Dunedin, Pinellas	2,295
Santa Rosa Beach, Walton	2,279
Estero, Lee	2,273
Holiday, Pasco	2,221
Sarasota, Manatee	2,133
Rockledge, Brevard	2,105
Key Biscayne, Dade	2,104
Parrish, Manatee	2,094
Defuniak Springs, Walton	2,073
Chipley, Washington	2,063
Odessa, Hillsborough	2,034
Palm City, Martin	2,001
Destin, Okaloosa	1,992
Labelle, Hendry	1,989
Mount Dora, Lake	1,989

COVID-19: characteristics of 2,019,500 Florida resident cases

Data through Mar 30, 2021 verified as of Mar 31, 2021 at 09:25 AM

Data in this report are provisional and subject to change.

The table below includes the cities and counties of residence for cases in Florida residents based on the patient's ZIP Code. Note that city is not always received as part of the initial notification and may be missing while the case is being investigated.

City and county	Cases
Riviera Beach, Palm Beach	1,985
Starke, Bradford	1,967
Avon Park, Highlands	1,950
Mulberry, Polk	1,934
Seffner, Hillsborough	1,926
Tavares, Lake	1,892
Summerfield, Marion	1,813
Yulee, Nassau	1,800
Groveland, Lake	1,796
Lithia, Hillsborough	1,786
Pinecrest, Dade	1,771
Maitland, Orange	1,757
Orange City, Volusia	1,731
Wauchula, Hardee	1,688
Sebastian, Indian River	1,644
Macclenny, Baker	1,639
Palmetto Bay, Dade	1,618
Callahan, Nassau	1,604
Lady Lake, Lake	1,603
Missing, Dade	1,578
Mayo, Lafayette	1,577
Ponte Vedra, St. Johns	1,573
Carol City, Dade	1,566
Homosassa, Citrus	1,563
Bonifay, Holmes	1,559
Coconut Grove, Dade	1,556
Crystal River, Citrus	1,542
Dania, Broward	1,541
Crossings, Dade	1,483
Lake Placid, Highlands	1,441
Gibsonton, Hillsborough	1,436
Pace, Santa Rosa	1,429
Oldsmar, Pinellas	1,422
Hobe Sound, Martin	1,420
Edgewater, Volusia	1,404
Florida City, Dade	1,404
Dover, Hillsborough	1,390
Apollo Beach, Hillsborough	1,387
Sun City Center, Hillsborough	1,386
Lake Butler, Union	1,374
Atlantic Beach, Duval	1,349
Debary, Volusia	1,347
Madison, Madison	1,329
Dunnellon, Marion	1,328
Palm Springs, Palm Beach	1,319
Biscayne Park, Dade	1,301
Monticello, Jefferson	1,290
Alachua, Alachua	1,272
Belleview, Marion	1,267
Indiantown, Martin	1,244
North Palm Beach, Palm Beach	1,240
Graceville, Jackson	1,231
Lantana, Palm Beach	1,216
South Miami, Dade	1,175
Century, Escambia	1,172
Safety Harbor, Pinellas	1,145
Newberry, Alachua	1,140
Lecanto, Citrus	1,136
Williston, Levy	1,119

COVID-19: characteristics of 2,019,500 Florida resident cases

Data through Mar 30, 2021 verified as of Mar 31, 2021 at 09:25 AM

Data in this report are provisional and subject to change.

The table below includes the cities and counties of residence for cases in Florida residents based on the patient's ZIP Code. Note that city is not always received as part of the initial notification and may be missing while the case is being investigated.

City and county	Cases
Ellenton, Manatee	1,118
Jensen Beach, Martin	1,111
El Portal, Dade	1,087
Havana, Gadsden	1,086
Beverly Hills, Citrus	1,079
Satellite Beach, Brevard	1,077
Lauderhill, Broward	1,072
Hilliard, Nassau	1,060
Freeport, Walton	1,053
Blountstown, Calhoun	1,042
Jasper, Hamilton	1,026
Wilton Manors, Broward	1,018
Trenton, Gilchrist	1,012
Wildwood, Sumter	1,012
Englewood, Charlotte	996
Nokomis, Sarasota	976
Key Largo, Monroe	972
Wewahitchka, Gulf	970
Keystone Heights, Clay	955
Hernando, Citrus	952
Frostproof, Polk	948
Sanderson, Baker	946
Bushnell, Sumter	945
Mary Esther, Okaloosa	929
Fellsmere, Indian River	924
Polk City, Polk	915
Lauderdale Lakes, Broward	915
Medley, Dade	906
Dunnellon, Citrus	906
Everglades National Park, Dade	905
Fisher Island, Dade	898
Port Saint Joe, Gulf	892
Shalimar, Okaloosa	885
Moore Haven, Glades	862
Coleman, Sumter	841
Marco Island, Collier	826
Cross City, Dixie	817
Bristol, Liberty	816
Cocoa Beach, Brevard	815
Pahokee, Palm Beach	813
South Bay, Palm Beach	808
Chiefland, Levy	798
Minneola, Lake	788
Trinity, Pasco	782
Fort Meade, Polk	780
Sorrento, Lake	776
High Springs, Alachua	775
Spring Hill, Pasco	758
Indialantic, Brevard	756
Glen Saint Mary, Baker	755
Englewood, Sarasota	751
Fruitland Park, Lake	750
Thonotosassa, Hillsborough	741
Chattahoochee, Gadsden	727
Marathon, Monroe	718
Southwest Ranches, Broward	715
Crescent City, Putnam	712
Miramar Beach, Walton	706
Olympia Heights, Dade	704

COVID-19: characteristics of 2,019,500 Florida resident cases

Data through Mar 30, 2021 verified as of Mar 31, 2021 at 09:25 AM

Data in this report are provisional and subject to change.

The table below includes the cities and counties of residence for cases in Florida residents based on the patient's ZIP Code. Note that city is not always received as part of the initial notification and may be missing while the case is being investigated.

City and county	Cases
Interlachen, Putnam	702
Uleta, Dade	701
Umatilla, Lake	693
Fort Myers Beach, Lee	689
Coral, Dade	679
Bowling Green, Hardee	676
Old Town, Dixie	674
Lawtey, Bradford	667
Jacksonville, St. Johns	661
Lake Alfred, Polk	661
West Melbourne, Brevard	658
Fort White, Columbia	646
Neptune Beach, Duval	636
Silver Springs, Marion	622
Weeki Wachee, Hernando	621
South Daytona, Volusia	603
Baker, Okaloosa	592
Belle Isle, Orange	585
Palm Beach, Palm Beach	583
Surfside, Dade	582
Clearwater Beach, Pinellas	577
Bronson, Levy	575
Bunnell, Flagler	565
Gulfport, Pinellas	564
Sneads, Jackson	554
Jay, Santa Rosa	544
Carrabelle, Franklin	524
Mascotte, Lake	521
Rotunda West, Charlotte	516
Hawthorne, Alachua	505
Oxford, Sumter	503
Oakland, Orange	494
Sweetwater, Dade	492
Molino, Escambia	484
Cottdale, Jackson	484
Citra, Marion	482
Myakka City, Manatee	482
Mims, Brevard	475
Florida State University, Leon	475
Ocklawaha, Marion	474
Cape Canaveral, Brevard	474
Tavernier, Monroe	473
Midway, Gadsden	470
Zolfo Springs, Hardee	469
Youngstown, Bay	466
Indian Harbour Beach, Brevard	463
Melbourne Beach, Brevard	463
East Palatka, Putnam	461
Bal Harbour, Dade	454
Flagler Beach, Flagler	453
Alva, Lee	452
Dundee, Polk	444
Celebration, Osceola	442
Altha, Calhoun	439
Bell, Gilchrist	432
Branford, Suwannee	429
Apalachicola, Franklin	417
Webster, Sumter	410
Haverhill, Palm Beach	393

COVID-19: characteristics of 2,019,500 Florida resident cases

Data through Mar 30, 2021 verified as of Mar 31, 2021 at 09:25 AM

Data in this report are provisional and subject to change.

The table below includes the cities and counties of residence for cases in Florida residents based on the patient's ZIP Code. Note that city is not always received as part of the initial notification and may be missing while the case is being investigated.

City and county	Cases
Centerville, Leon	393
De Leon Springs, Volusia	391
Archer, Alachua	386
Missing, Volusia	386
Eagle Lake, Polk	384
Osprey, Sarasota	379
Hastings, St. Johns	372
Raiford, Union	366
Tequesta, Palm Beach	365
Floral City, Citrus	364
West Miami, Dade	364
Grand Ridge, Jackson	362
Holly Hill, Volusia	353
Ave Maria, Collier	348
Lake Park, Palm Beach	347
Chuluota, Seminole	346
Pierson, Volusia	344
Grand Island, Lake	343
Greenville, Madison	333
Montverde, Lake	324
Vernon, Washington	324
Missing, Orange	323
Satsuma, Putnam	317
Malone, Jackson	316
Gotha, Orange	315
Indian Rocks Beach, Pinellas	314
Jennings, Hamilton	313
Sebastian, Brevard	310
Kenneth City, Pinellas	306
Elkton, St. Johns	305
Reddick, Marion	302
Eastpoint, Franklin	302
Laurel Hill, Okaloosa	301
Bryceville, Nassau	301
Alafaya, Orange	300
Fort McCoy, Marion	298
Malabar, Brevard	298
Melrose, Putnam	297
Westville, Holmes	295
Valparaiso, Okaloosa	289
Lake Panasoffkee, Sumter	289
Lehigh, Lee	285
Winter Park, Seminole	284
Belleair, Pinellas	278
Greenwood, Jackson	278
O Brien, Suwannee	278
Anthony, Marion	275
San Antonio, Pasco	274
Geneva, Seminole	272
Ponce De Leon, Holmes	270
Hallandale Beach, Broward	268
Greenacres, Palm Beach	266
Morriston, Levy	260
South Pasadena, Pinellas	250
Inlet Beach, Walton	245
Eglin Air Force Base, Okaloosa	243
Sanibel, Lee	243
Fern Park, Seminole	241
Fountain, Bay	238

COVID-19: characteristics of 2,019,500 Florida resident cases

Data through Mar 30, 2021 verified as of Mar 31, 2021 at 09:25 AM

Data in this report are provisional and subject to change.

The table below includes the cities and counties of residence for cases in Florida residents based on the patient's ZIP Code. Note that city is not always received as part of the initial notification and may be missing while the case is being investigated.

City and county	Cases
Kindred, Osceola	237
Lee, Madison	236
Edgewood, Orange	234
University Of Central Fl, Orange	233
Southport, Bay	232
White Springs, Hamilton	229
Weirsdale, Marion	228
Longboat Key, Manatee	227
Hosford, Liberty	223
Saint James City, Lee	222
Islamorada, Monroe	222
Gretna, Gadsden	221
Wellborn, Suwannee	214
Mcdavid, Escambia	209
Holt, Okaloosa	209
Lakewood Ranch, Manatee	209
Astatula, Lake	209
Poinciana, Polk	201
Holmes Beach, Manatee	200
Bay Harbor Islands, Dade	199
Howey-In-The-Hills, Lake	197
Madeira Beach, Pinellas	196
Juno Beach, Palm Beach	196
Micanopy, Alachua	192
Atlantis, Palm Beach	192
Babson Park, Polk	191
Mcalpin, Suwannee	189
Altoona, Lake	189
Alford, Jackson	187
Sopchoppy, Wakulla	187
Azalea Park, Orange	187
Lake Helen, Volusia	186
Zellwood, Orange	183
The Villages, Marion	182
Lauderdale By The Sea, Broward	179
The Villages, Lake	177
Odessa, Pasco	173
Center Hill, Sumter	172
Viera, Brevard	170
Cutler Bay, Dade	168
Mangonia Park, Palm Beach	168
Osteen, Volusia	166
University Of Miami, Dade	165
Summerland Key, Monroe	164
Golden Beach, Dade	161
Caryville, Washington	161
Pomona Park, Putnam	161
Bokeelia, Lee	159
Hypoluxo, Palm Beach	157
University Of Fl, Alachua	154
Oak Hill, Volusia	153
Lockhart, Orange	152
Rocky Point, Hillsborough	152
Ponce Inlet, Volusia	151
Grant-Valkaria, Brevard	150
Bay Lake, Orange	149
Lutz, Pasco	149
Citrus Springs, Citrus	146
Sumterville, Sumter	146

COVID-19: characteristics of 2,019,500 Florida resident cases

Data through Mar 30, 2021 verified as of Mar 31, 2021 at 09:25 AM

Data in this report are provisional and subject to change.

The table below includes the cities and counties of residence for cases in Florida residents based on the patient's ZIP Code. Note that city is not always received as part of the initial notification and may be missing while the case is being investigated.

City and county	Cases
Hiawassee, Orange	142
Hollister, Putnam	142
Big Pine Key, Monroe	139
Clair-Mel City, Hillsborough	139
Missing, Lee	138
Carrollwood, Hillsborough	137
Lady Lake, Sumter	135
Paisley, Lake	134
San Mateo, Putnam	131
Inglis, Levy	129
Baldwin, Duval	128
Cloud Lake, Palm Beach	128
Christmas, Orange	127
Hampton, Bradford	126
Apopka, Seminole	125
Steinhatchee, Taylor	124
Kendall, Dade	124
West Park, Broward	123
Lake Hamilton, Polk	121
Matlacha, Lee	121
Clarksville, Calhoun	121
University Of Central Florida, Orange	120
Belleair Beach, Pinellas	116
Buena Ventura Lakes, Osceola	115
Placida, Charlotte	114
Tierra Verde, Pinellas	114
Lighthouse Point, Broward	109
Callaway, Bay	109
Missing, St. Johns	108
Panacea, Wakulla	106
Missing, Pinellas	106
Seville, Volusia	106
Temple Terrace, Hillsborough	106
Barry University, Dade	105
Saint Leo, Pasco	105
Dania Beach, Broward	104
Astor, Lake	103
Harmony, Osceola	102
Dinsmore, Duval	102
Hurlburt Field, Okaloosa	102
Lamont, Jefferson	102
Brooker, Bradford	101
Cedar Key, Levy	101
Canal Point, Palm Beach	99
South Fort Myers, Lee	98
City Of Sunrise, Broward	97
Bradenton Beach, Manatee	97
Missing, Sumter	96
Barefoot Bay, Brevard	96
Florida Gulf Coast Univ, Lee	95
Tyndall Air Force Base, Bay	95
Fruit Cove, St. Johns	95
Waldo, Alachua	95
Bascom, Jackson	95
University Of South Florida, Hillsborough	94
Sunny Isles Beach, Dade	94
Florahome, Putnam	94
Pinetta, Madison	89
Maitland, Seminole	89

COVID-19: characteristics of 2,019,500 Florida resident cases

Data through Mar 30, 2021 verified as of Mar 31, 2021 at 09:25 AM

Data in this report are provisional and subject to change.

The table below includes the cities and counties of residence for cases in Florida residents based on the patient's ZIP Code. Note that city is not always received as part of the initial notification and may be missing while the case is being investigated.

City and county	Cases
Kathleen, Polk	88
Crystal Beach, Pinellas	87
Lorida, Highlands	83
Missing, Marion	83
Fort Denaud, Hendry	80
F M, Lee	80
Ocean Ridge, Palm Beach	79
Yalaha, Lake	78
Missing, St. Lucie	77
Welaka, Putnam	76
Princeton, Dade	75
Patrick Air Force Base, Brevard	75
Eatonville, Orange	75
Palma Ceia, Hillsborough	74
Saint Pete Beach, Pinellas	74
Avon Park, Polk	73
Boca Grande, Lee	73
Campbellton, Jackson	72
Missing, Lake	71
Air Mail Facility, Dade	69
North Venice, Sarasota	69
Ochopee, Collier	69
Cudjoe Key, Monroe	66
Greensboro, Gadsden	66
Anna Maria, Manatee	65
Reunion, Osceola	64
Stock Island, Monroe	64
Missing, Duval	62
Mexico Beach, Bay	60
Miami Springs, Dade	59
Missing, Palm Beach	59
Bonita Beach, Lee	59
Destin, Walton	59
Georgetown, Putnam	59
Missing, Pasco	59
Northdale, Hillsborough	58
Treasure Island, Pinellas	58
Micco, Brevard	58
North Redington Beach, Pinellas	58
Orlando, Seminole	58
Felda, Hendry	58
Bellview, Escambia	57
Missing, Santa Rosa	54
Okahumpka, Lake	54
Miami, Unknown	54
Miromar Lakes, Lee	54
Lake Suzy, Desoto	53
Walnut Hill, Escambia	53
Ona, Hardee	53
Duette, Manatee	53
Singer Island, Palm Beach	52
Orlando, Dade	52
Heathrow, Seminole	52
Enterprise, Volusia	51
University Of Tampa, Hillsborough	50
Town N Country, Hillsborough	50
Palm Beach Shores, Palm Beach	49
Aloma, Orange	49
Salt Springs, Marion	49

COVID-19: characteristics of 2,019,500 Florida resident cases

Data through Mar 30, 2021 verified as of Mar 31, 2021 at 09:25 AM

Data in this report are provisional and subject to change.

The table below includes the cities and counties of residence for cases in Florida residents based on the patient's ZIP Code. Note that city is not always received as part of the initial notification and may be missing while the case is being investigated.

City and county	Cases
Terra Ceia, Manatee	48
Intercession City, Osceola	48
Cinco Bayou, Okaloosa	47
Highland City, Polk	45
Sewalls Point, Martin	45
Florida International Univ, Dade	45
Florence Villa, Polk	45
Green Acres, Palm Beach	45
Waverly, Polk	44
Orlando, Osceola	44
Kenansville, Osceola	43
Eaton Park, Polk	43
Naranja, Dade	43
Gulf Breeze, Escambia	43
Manalapan, Palm Beach	43
Ebro, Washington	42
Lacoochee, Pasco	42
Key Colony Beach, Monroe	42
Village Of Wellington, Palm Beach	42
Bayonet Point, Pasco	41
Saint Johns, Duval	40
Village Wellington, Palm Beach	40
Cortez, Manatee	40
Missing, Broward	39
Stetson University, Volusia	39
Orlando, Broward	38
Miami, Broward	38
Orlando, Volusia	37
Ponte Vedra, Duval	37
Florida A And M University, Leon	37
Missing, Hillsborough	36
Tice, Lee	36
Hialeah Gardens, Dade	36
Miami Shores, Dade	35
North Bay Village, Dade	35
Highland Beach, Palm Beach	35
Lakeshore, Polk	35
Orlando, Polk	35
Pasadena, Pinellas	35
Flemington, Marion	34
Bay Pines, Pinellas	34
Homeland, Polk	33
Palm Shores, Brevard	33
Siesta Key, Sarasota	33
Missing, Seminole	33
Dowling Park, Suwannee	33
Lulu, Columbia	33
Bonaventure, Broward	33
Univ Of FI Student Dorms, Alachua	32
Venus, Highlands	32
Wekiva Springs, Seminole	32
Bagdad, Santa Rosa	32
Hallandle Beach, Broward	32
Lealman, Pinellas	32
Davenport, Osceola	32
Westlake, Palm Beach	31
Bayshore Gardens, Manatee	31
Eloise, Polk	31
Nocatee, Desoto	30

COVID-19: characteristics of 2,019,500 Florida resident cases

Data through Mar 30, 2021 verified as of Mar 31, 2021 at 09:25 AM

Data in this report are provisional and subject to change.

The table below includes the cities and counties of residence for cases in Florida residents based on the patient's ZIP Code. Note that city is not always received as part of the initial notification and may be missing while the case is being investigated.

City and county	Cases
Poinciana, Osceola	30
Mcintosh, Marion	30
Penney Farms, Clay	30
Jupiter, Martin	30
Kinard, Calhoun	30
Alturas, Polk	29
Bonita Springs, Collier	29
Sugarloaf Key, Monroe	29
South Palm Beach, Palm Beach	29
Westchase, Hillsborough	28
Orlando, Hillsborough	28
Saint Marks, Wakulla	28
Horseshoe Beach, Dixie	28
Chokoloskee, Collier	28
Pensacola Beach, Santa Rosa	28
Little Torch Key, Monroe	28
Ridge Manor, Pasco	28
Pine Hills, Orange	27
City Of Westlake, Palm Beach	27
Caryville, Holmes	27
Florida State, Leon	27
Homosassa Springs, Citrus	27
Indian Lake Estates, Polk	26
Fort Lauderdale, Dade	26
Palmdale, Glades	26
Long Key, Monroe	26
Bradley, Polk	26
Pembroke Park, Broward	25
Tangerine, Orange	25
Archer, Levy	25
South Miami Heights, Dade	25
Missing, Monroe	25
New Smyrna, Volusia	25
Earleton, Alachua	25
Orange Lake, Marion	24
Pine Castle, Orange	24
Santa Fe, Alachua	24
Missing, Escambia	24
Missing, Manatee	24
Sydney, Hillsborough	24
Labelle, Glades	24
Hawthorne, Putnam	24
Paxton, Walton	23
Yankeetown, Levy	23
Goulds, Dade	23
Balm, Hillsborough	23
Tioga, Alachua	22
Missing, Citrus	22
Wausau, Washington	22
Loughman, Polk	22
Missing, Brevard	22
Florida Dept Of Corrections, Union	22
Bostwick, Putnam	22
Sparr, Marion	22
Citrus Ridge, Indian River	22
Missing, Indian River	22
Kissimmee, Orange	22
La Crosse, Alachua	22
Laud-By-The-Sea, Broward	21

COVID-19: characteristics of 2,019,500 Florida resident cases

Data through Mar 30, 2021 verified as of Mar 31, 2021 at 09:25 AM

Data in this report are provisional and subject to change.

The table below includes the cities and counties of residence for cases in Florida residents based on the patient's ZIP Code. Note that city is not always received as part of the initial notification and may be missing while the case is being investigated.

City and county	Cases
Missing, Okaloosa	21
Crystal Springs, Pasco	21
Everglades City, Collier	21
Bonifay, Washington	21
Plymouth, Orange	21
Wabasso, Indian River	21
Florida International University, Dade	21
Perdido Key, Escambia	21
Mexico Beach, Gulf	20
Union Park, Orange	20
Indian River Shores, Indian River	20
Sun City, Hillsborough	20
Branford, Lafayette	20
Fort Ogden, Desoto	20
Redington Shores, Pinellas	20
Mango, Hillsborough	20
Candler, Marion	19
Parker, Bay	19
Ramrod Key, Monroe	19
Lowell, Marion	19
Champions Gate, Polk	19
Wildlight, Nassau	19
Orlando, Palm Beach	19
High Springs, Gilchrist	19
Boca Raton, Broward	19
Babcock Ranch, Lee	19
Gulf Stream, Palm Beach	18
Goodland, Collier	18
Maxville, Duval	18
Nalcrest, Polk	18
Jensen Beach, St. Lucie	18
Trenton, Levy	18
Hollywood, Dade	18
Graceville, Holmes	17
Lake Buena Vista, Orange	17
Missing, Collier	17
Forest City, Orange	17
Trilby, Pasco	17
Webster, Hernando	17
Nichols, Polk	17
Suwannee, Dixie	16
Missing, Martin	16
Mount Dora, Orange	16
Hernando Beach, Hernando	16
Gulf Hammock, Levy	16
Tallevast, Manatee	16
Shady Hills, Pasco	16
Wewahitchka, Calhoun	16
Daytona Beach Shores, Volusia	16
Otter Creek, Levy	16
Woodville, Leon	16
Johns Pass Village, Pinellas	16
Jacksonville, Unknown	16
Buckingham, Lee	16
West Panama City Beach, Bay	16
Golden Oak, Orange	15
Lake Monroe, Seminole	15
Belleair Bluffs, Pinellas	15
Brooksville, Pasco	15

COVID-19: characteristics of 2,019,500 Florida resident cases

Data through Mar 30, 2021 verified as of Mar 31, 2021 at 09:25 AM

Data in this report are provisional and subject to change.

The table below includes the cities and counties of residence for cases in Florida residents based on the patient's ZIP Code. Note that city is not always received as part of the initial notification and may be missing while the case is being investigated.

City and county	Cases
Eau Gallie, Brevard	15
Orlando, Pinellas	15
Lake City, Suwannee	15
Winter Garden, Lake	15
Lakewood Ranch, Sarasota	15
Florida State Univ Admin, Leon	15
Hutchinson Island, St. Lucie	15
White Springs, Columbia	15
Missing, Bay	15
Laurel Hill, Walton	14
Village Of Palmetto Bay, Dade	14
Wahneta, Polk	14
Hillsboro Beach, Broward	14
Graham, Bradford	14
Braden River, Manatee	14
Copeland, Collier	14
Indian Creek Village, Dade	14
Murdock, Charlotte	14
Saint Lucie West, St. Lucie	14
Orlando, Lake	13
Choctaw Beach, Okaloosa	13
Watersound, Walton	13
Long Boat Key, Manatee	13
Orlando, Brevard	13
Saint George Island, Franklin	13
Wekiwa Springs, Seminole	13
Fort Charlotte, Charlotte	13
Hialeah, Unknown	13
Gonzalez, Escambia	13
Kingsley Lake, Bradford	13
Steinhatchee, Dixie	13
Roseland, Indian River	13
Durant, Hillsborough	12
Holder, Citrus	12
Missing, Putnam	12
Mount Plymouth, Lake	12
Los Angeles, Dade	12
Pensacola Beach, Escambia	12
Rosemary Beach, Walton	12
Deer Island, Lake	12
Alys Beach, Bay	12
Unknown, Dade	12
Orlando, Unknown	12
Captiva, Lee	11
Deerfield Beach, Palm Beach	11
Miami Gardens, Broward	11
East Lake, Marion	11
Ozona, Pinellas	11
Cypress, Jackson	11
Umatilla, Marion	11
Naples, Lee	11
Babcock Ranch, Charlotte	11
Missing, Unknown	11
Virginia Gardens, Dade	11
Greenville, Taylor	11
Citrus Hills, Citrus	11
Leisure City, Dade	11
Orlando, Leon	11
Orlando, Duval	10

COVID-19: characteristics of 2,019,500 Florida resident cases

Data through Mar 30, 2021 verified as of Mar 31, 2021 at 09:25 AM

Data in this report are provisional and subject to change.

The table below includes the cities and counties of residence for cases in Florida residents based on the patient's ZIP Code. Note that city is not always received as part of the initial notification and may be missing while the case is being investigated.

City and county	Cases
Perrine, Dade	10
Dade City, Hernando	10
Briny Breezes, Palm Beach	10
Seacrest, Walton	10
Passport, Unknown	10
Forest City, Seminole	10
Haines Creek, Lake	10
Missing, Nassau	10
Gibsonia, Polk	10
Redington Beach, Pinellas	10
Telogia, Liberty	10
Missing, Taylor	10
Lake Como, Putnam	10
Missing, Polk	10
University Park, Manatee	10
Grandin, Putnam	10
Beverly Beach, Flagler	9
Saint Augustine Beach, St. Johns	9
Putnam Hall, Putnam	9
Ferndale, Lake	9
Scottsmoor, Brevard	9
Sea Ranch Lakes, Broward	9
Palma Sola, Manatee	9
Innovation, Pasco	9
Cottondale, Washington	9
Barberville, Volusia	9
Lamont, Madison	9
Lloyd, Jefferson	9
Rubonia, Manatee	9
Elfers, Pasco	9
Fanning Springs, Gilchrist	9
Day, Lafayette	9
Grant Valkaria, Brevard	9
Nobleton, Hernando	9
Saint Augustine, Duval	9
West Delray Beach, Palm Beach	9
Basinger, Okeechobee	8
Evinston, Alachua	8
Orange Springs, Marion	8
Salem, Taylor	8
Keystone Heights, Bradford	8
Ybor City, Hillsborough	8
Jerome, Collier	8
Ponce De Leon, Walton	8
Goldenrod, Seminole	8
Fort Walton Beach, Unknown	8
Cross Creek, Alachua	8
Fairfield, Marion	8
Indian Shores, Pinellas	8
Palm City, St. Lucie	8
Seybold, Dade	8
Holt, Santa Rosa	8
White City, Gulf	8
Worthington Springs, Union	8
Pine Ridge, Citrus	8
Switzerland, St. Johns	7
Maitland, Volusia	7
Aripeka, Pasco	7
Valkaria, Brevard	7

COVID-19: characteristics of 2,019,500 Florida resident cases

Data through Mar 30, 2021 verified as of Mar 31, 2021 at 09:25 AM

Data in this report are provisional and subject to change.

The table below includes the cities and counties of residence for cases in Florida residents based on the patient's ZIP Code. Note that city is not always received as part of the initial notification and may be missing while the case is being investigated.

City and county	Cases
Quail Heights, Dade	7
River Ranch, Polk	7
Niceville, Walton	7
Orlando, Alachua	7
Okeechobee, Glades	7
Fort Lauderdale, Unknown	7
Missing, Sarasota	7
Missing, Clay	7
Orlando, Pasco	7
Longboat Key, Sarasota	7
Fernandina, Nassau	7
Missing, Flagler	7
Orange Park, Duval	7
Port Saint John, Brevard	7
Mayport Naval Station, Duval	6
Lake Butler, Bradford	6
Anastasia Island, St. Johns	6
East Rockland Key, Monroe	6
Bradenton, Sarasota	6
Maitland, Osceola	6
Inglis, Citrus	6
Weirsdale, Lake	6
Morriston, Marion	6
Duck Key, Monroe	6
Newberry, Gilchrist	6
Orchid, Indian River	6
Pensacola, Unknown	6
Miccosukee, Leon	6
Glenwood, Volusia	6
Missing, Walton	6
Labelle, Lee	6
Ridge Manor Estates, Sumter	6
Maitland, Hillsborough	6
Winter Park, Polk	6
Winderemere, Orange	6
Hialeah, Broward	6
Grove City, Charlotte	6
Coco River, Collier	6
Eglin, Okaloosa	6
Punta Gorda, Lee	6
Deland, Lake	6
Orlando, Flagler	6
Orlando, Marion	6
Sunny Hills, Washington	6
Shady Grove, Taylor	5
Missing, Leon	5
Milton, Escambia	5
Inlet Beach, Bay	5
Mayport, Duval	5
Pass, Unknown	5
Stuart, St. Lucie	5
Miami, Palm Beach	5
Bruce, Holmes	5
Ebro, Bay	5
Lake Worth, Broward	5
Westchester, Dade	5
Mid Florida, Seminole	5
Ocean Breeze, Martin	5
Port Salerno, Martin	5

COVID-19: characteristics of 2,019,500 Florida resident cases

Data through Mar 30, 2021 verified as of Mar 31, 2021 at 09:25 AM

Data in this report are provisional and subject to change.

The table below includes the cities and counties of residence for cases in Florida residents based on the patient's ZIP Code. Note that city is not always received as part of the initial notification and may be missing while the case is being investigated.

City and county	Cases
Missing, Highlands	5
Missing, Columbia	5
Clarcona, Orange	5
Okeechobee, Osceola	5
PsI, Unknown	5
Pompano Beach, Unknown	5
San Carlos Park, Lee	5
University Of Central Fl, Hillsborough	5
Bayou George, Bay	5
Boynton Beach, Broward	5
Missing, Osceola	5
Miramar, Dade	5
Miami Gardens, Unknown	5
Kissimmee, Unknown	5
Fort Lauderdale, Palm Beach	5
Jacksonville Naval Air Station, Duval	5
Wakulla Springs, Wakulla	5
Pompano Beach, Palm Beach	5
Orlando, Manatee	5
N/A, Unknown	5
Oneco, Manatee	5
Ocoee, Lake	5
Okeechobee, Martin	5
Alys Beach, Walton	5
Missing, Alachua	5
Miami Beach, Unknown	5
Point Washington, Walton	5
University Of Central Fl, Martin	5
Williston, Marion	5
Sandestin, Walton	4
Seacrest, Bay	4
Pompano Beach, Dade	4
Naples, Unknown	4
High Springs, Columbia	4
Hinsdale, Manatee	4
Jonesville, Alachua	4
Bella Collina, Lake	4
Delray Beach, Broward	4
El Jobean, Charlotte	4
International Service Center, Dade	4
Island Grove, Alachua	4
Hollywood, Unknown	4
Indian Rock Beach, Pinellas	4
Bowling Green, Polk	4
Cypress Gardens, Polk	4
Branford, Gilchrist	4
Cape Haze, Charlotte	4
Clewiston, Palm Beach	4
Conch Key, Monroe	4
Lazy Lake, Broward	4
Lamont, Taylor	4
Sugarloaf, Monroe	4
Wacissa, Jefferson	4
Glen Ridge, Palm Beach	4
Coconut Creek, Palm Beach	4
Pensacola, Santa Rosa	4
Margate, Unknown	4
Melrose, Bradford	4
Los Angeles, Broward	4

COVID-19: characteristics of 2,019,500 Florida resident cases

Data through Mar 30, 2021 verified as of Mar 31, 2021 at 09:25 AM

Data in this report are provisional and subject to change.

The table below includes the cities and counties of residence for cases in Florida residents based on the patient's ZIP Code. Note that city is not always received as part of the initial notification and may be missing while the case is being investigated.

City and county	Cases
Highland Park, Polk	4
Jacksonville, Dade	4
Live Oak, Madison	4
Loxahatchee Groves, Palm Beach	4
West Bradenton, Manatee	4
Port Charlotte, Unknown	4
Greenville, Jefferson	4
Missing, Hernando	4
Marina Del Rey, Dade	4
Oklawaha, Marion	4
Miami Shores, Broward	3
Pineland, Lee	3
Tampa Palms, Hillsborough	3
Tampa, Pinellas	3
Winter Garden, Seminole	3
Tarpon Springs, Pasco	3
Jacksonville, Clay	3
Ludlam, Dade	3
Laurel, Sarasota	3
Bronx, Seminole	3
Clermont, Orange	3
Palm Coast, Volusia	3
Port Saint Lucie, Martin	3
Saint Augusaintine Beach, St. Johns	3
Saint Petersburg, Hillsborough	3
West Palm Beach, Broward	3
Village Of Golf, Palm Beach	3
Wildwood, Marion	3
Loxahatchee, Broward	3
Miami, Orange	3
Missing, Jackson	3
Lynbrook, Broward	3
Lake Geneva, Clay	3
Lake City, Duval	3
Lakeland, Hillsborough	3
Immokalee, Lee	3
Hallandale Beach, Unknown	3
Fort Myers, Unknown	3
Bradington, Manatee	3
Blountstown, Liberty	3
Inverness, Polk	3
Pass, Dade	3
Vero Beach, Brevard	3
Orem, Palm Beach	3
Pp, Dade	3
Pp, Unknown	3
Woodside, Broward	3
Brewton, Escambia	3
Apopka, Broward	3
Maitland, Polk	3
Lake Harbor, Palm Beach	3
Lanark Village, Franklin	3
Westville, Walton	3
Orlo Vista, Orange	3
Milligan, Okaloosa	3
Land O Lakes, Hillsborough	3
Lady Lake, Marion	3
Jacksonville , Duval	3
Fisher Island, Unknown	3

COVID-19: characteristics of 2,019,500 Florida resident cases

Data through Mar 30, 2021 verified as of Mar 31, 2021 at 09:25 AM

Data in this report are provisional and subject to change.

The table below includes the cities and counties of residence for cases in Florida residents based on the patient's ZIP Code. Note that city is not always received as part of the initial notification and may be missing while the case is being investigated.

City and county	Cases
Homeless, Hillsborough	3
Bay Harbor Islands, Unknown	3
Ft Pierce, St. Lucie	3
Chicago, Lee	3
Coraopolis, Citrus	3
Champions Gate, Osceola	3
Bristol, Calhoun	3
Jacksonville, Alachua	3
Sorrento, Orange	3
Stuart, Palm Beach	3
North Fort Myers, Charlotte	3
Crestview, Walton	3
Cross Key, Monroe	3
Cape San Blas, Gulf	3
Apopka, Lake	3
Green Cove Springs, Duval	3
Fernandina Beach, Duval	3
Fpo, Duval	3
Mayport Naval Housing, Duval	3
Monticello, Madison	3
Plantation Key, Monroe	3
Vernon, Bay	3
Samoset, Manatee	3
San Fernando, Unknown	3
Bonnie, Dade	3
Alford, Washington	3
Altamonte Springs, Orange	3
Julington Creek, St. Johns	3
Jupiter Island, Martin	3
Miramar, Unknown	3
Marco Island, Lee	3
Pembroke Pines, Unknown	3
Ocean Reef Club, Monroe	3
Winter Park, Volusia	3
Vero Beach, St. Lucie	3
Venice, Dade	2
West Palm Beach, Unknown	2
Winter Springs, Orange	2
Windermere, Hillsborough	2
Okeechobee, Highlands	2
Orlando, Escambia	2
Pompano Beach, Osceola	2
Port Charlotte, Lee	2
Port St. Lucie, St. Lucie	2
Sand Lake, Orange	2
University Of Central Fl, Seminole	2
Union, Manatee	2
Swansea, Lee	2
Longwood, Unknown	2
Long Beach, Orange	2
Marathon Shores, Monroe	2
Mims, Volusia	2
Miami, Martin	2
New Port Richey, Hillsborough	2
Gwinn, Charlotte	2
Labelle, Collier	2
Jena, Taylor	2
Lauderhill, Unknown	2
At Large, Broward	2

COVID-19: characteristics of 2,019,500 Florida resident cases

Data through Mar 30, 2021 verified as of Mar 31, 2021 at 09:25 AM

Data in this report are provisional and subject to change.

The table below includes the cities and counties of residence for cases in Florida residents based on the patient's ZIP Code. Note that city is not always received as part of the initial notification and may be missing while the case is being investigated.

City and county	Cases
Boys Ranch, Suwannee	2
Fort Pierce, Brevard	2
Graceville, Unknown	2
Eatonville, Polk	2
Sarasota, Unknown	2
Seguin, Unknown	2
Sunrise, Unknown	2
Tampa, Broward	2
Tarpon Springs, Hillsborough	2
Orlando, St. Lucie	2
Port Canaveral, Brevard	2
North Miami Beach, Broward	2
Oakland Park, Unknown	2
Lake Clarke Shores, Palm Beach	2
Marysville, Dade	2
Callahan, Duval	2
Dade City, Unknown	2
Cibolo, Orange	2
Claysville, Hernando	2
Crescent Beach, Sarasota	2
Fl State Univ Student, Leon	2
Defuniak Springs, Okaloosa	2
Defuniak Springs, Unknown	2
Noma, Holmes	2
Ormond Beach, Flagler	2
Panama City, Unknown	2
Pembroke Pines, Dade	2
Summerfield, Unknown	2
Tampa, Hernando	2
Sharpes, Brevard	2
Saint Lucie Village, St. Lucie	2
Sebring, Desoto	2
Vero Beach, Unknown	2
Yeehaw, Okeechobee	2
Wauchula, Desoto	2
Jacksonville Naval Hospital, Duval	2
Hosford, Calhoun	2
Jacksonville, Nassau	2
Longview, Dade	2
Marina Del Rey, Broward	2
Melrose, Clay	2
Mesa, Unknown	2
Aventura, Broward	2
000000, Unknown	2
Dfafs, Okaloosa	2
Fort Lauderdale, Alachua	2
Deerfield Beach, Unknown	2
Doral, Unknown	2
Brooklyn, Broward	2
Carl Fisher, Dade	2
Cross City, Taylor	2
Jupiter, Dade	2
Micanopy, Marion	2
Lakeland, Unknown	2
Red Bay, Holmes	2
Pembroke Lakes, Broward	2
Port Saint Lucie, Palm Beach	2
Saint Marys, Nassau	2
Windermere, Lake	2

COVID-19: characteristics of 2,019,500 Florida resident cases

Data through Mar 30, 2021 verified as of Mar 31, 2021 at 09:25 AM

Data in this report are provisional and subject to change.

The table below includes the cities and counties of residence for cases in Florida residents based on the patient's ZIP Code. Note that city is not always received as part of the initial notification and may be missing while the case is being investigated.

City and county	Cases
Sutton, Pasco	2
Maitland, Lake	2
Hialeah Lakes, Dade	2
Hialeah, Orange	2
Jan Phyl Village, Polk	2
Moore Haven, Hendry	2
Naples, Broward	2
Cassadaga, Volusia	2
Fort Walton Beach, Walton	2
Duke Field Air Force Station, Okaloosa	2
Dunnellon, Levy	2
Yalhala, Lake	2
University Of Central Florida, Palm Beach	2
University Of Central Florida, Pinellas	2
Wimauma, Manatee	2
Provo, Broward	2
Portland, Unknown	2
Sumatra, Liberty	2
University Of Central Florida, Broward	2
Saint Teresa, Wakulla	2
West Point, Lee	2
Orlando, Okaloosa	2
Maitland, Pasco	2
Madison, Unknown	2
Ocala, Unknown	2
Miamt, Dade	2
Florida Power & Light Co, Dade	2
Amelia City, Nassau	2
Apopka, Unknown	2
Alligator Point, Wakulla	2
Chipley, Jackson	2
Blountstown, Jackson	2
Alligator Point, Franklin	2
Crawfordville, Leon	2
Coconut Creek, Unknown	2
Daytona Beach, Unknown	2
Eatonville, Lake	2
Hallandale Beach, Dade	2
Lawtey, Union	2
Lutz, Pinellas	2
Los Angeles, Okaloosa	2
Louisville, Manatee	2
West Villages, Sarasota	2
Zellwood, Lake	2
Upper Key Largo, Monroe	2
University Of Central Florida, Brevard	2
Seven Springs, Pasco	2
Phoenix, Lake	2
None, Dade	2
Mount Pleasant, Gadsden	2
Navarre, Okaloosa	2
Clermont, Polk	2
Doctors Inlet, Clay	2
Bonifay, Jackson	2
Bonnie, Sarasota	2
Lecanto, Marion	2
Lake Helen, Orange	2
Maitland, Leon	2
Melrose, Alachua	2

COVID-19: characteristics of 2,019,500 Florida resident cases

Data through Mar 30, 2021 verified as of Mar 31, 2021 at 09:25 AM

Data in this report are provisional and subject to change.

The table below includes the cities and counties of residence for cases in Florida residents based on the patient's ZIP Code. Note that city is not always received as part of the initial notification and may be missing while the case is being investigated.

City and county	Cases
Fort Myers, Collier	2
Fort Pierce, Martin	2
Weston, Dade	2
West Palm Beach, Dade	2
Winter Park, Leon	2
Palm Springs North, Dade	2
Redland, Dade	2
Olustee, Baker	2
Orlando, Charlotte	2
Orlando, Santa Rosa	2
Palm Coast, Duval	1
Orlando, Union	1
Ovido, Seminole	1
Oxford, Palm Beach	1
Opalocka, Dade	1
Oakland, Leon	1
Ocala, Alachua	1
Okeechobee, St. Lucie	1
Miami, Collier	1
Miami, St. Lucie	1
Marshall, Palm Beach	1
New Richmond, Volusia	1
North Canton, Palm Beach	1
Rio Dell, Volusia	1
Rochelle, Volusia	1
Saint Cloud, Lee	1
Saint Johns, Orange	1
San Antonio, Sarasota	1
San Antonio, Unknown	1
Sanford, Volusia	1
Panama City, Walton	1
Perry, Leon	1
Perth Amboy, Monroe	1
Port Orange, Unknown	1
Port Saint Lucie, Orange	1
Princeton, Alachua	1
Provincetown, Collier	1
Tampa, Volusia	1
Spring Park, Alachua	1
Steinhatchee, Madison	1
South Burlington, Orange	1
Shannon, Collier	1
Soddy Daisy, Broward	1
Soldotna, Broward	1
Winter Park, Osceola	1
Wood River, Polk	1
Worcester, Palm Beach	1
Wheaton, Lee	1
Winter Park, Alachua	1
Wilmington, Broward	1
Wesley Chapel, Alachua	1
Virginia Beach, Hernando	1
Waco, Broward	1
Washington, Broward	1
Tangerine, Seminole	1
Tewksbury, Orange	1
Umatilla, Alachua	1
University Of Central Florida, Monroe	1
Toms River, Dade	1

COVID-19: characteristics of 2,019,500 Florida resident cases

Data through Mar 30, 2021 verified as of Mar 31, 2021 at 09:25 AM

Data in this report are provisional and subject to change.

The table below includes the cities and counties of residence for cases in Florida residents based on the patient's ZIP Code. Note that city is not always received as part of the initial notification and may be missing while the case is being investigated.

City and county	Cases
Floralá, Escambia	1
Grassy Key, Monroe	1
Gainesville, Baker	1
Gilmer, Dade	1
Jacksonville, Manatee	1
Haverford, Hillsborough	1
Herrin, Orange	1
Jamaica, Broward	1
Jersey City, Polk	1
Jupiter, Unknown	1
Kingsland, Duval	1
Kissimmee, Brevard	1
Miamf, Dade	1
Miami G, Dade	1
Marianna, Calhoun	1
Los Angeles, Palm Beach	1
Lyndhurst, Broward	1
Magnolia Square, Osceola	1
Maitland, Alachua	1
Lake In The Hills, Columbia	1
Lake Placid, Alachua	1
Lake Worth Beach, Broward	1
Lemoyne, Manatee	1
Lawrence Township, Palm Beach	1
Lander, Citrus	1
Las Vegas, Orange	1
Bryant, Alachua	1
Bronx, Broward	1
Buffalo, Palm Beach	1
Carol Stream, Orange	1
Castleberry, Escambia	1
Charlotte, Pasco	1
Apo, Pasco	1
Apopka, Flagler	1
99, Unknown	1
Alanson, Bay	1
Aollywoss, Dade	1
Boca Raton, Unknown	1
Bohealia, Lee	1
Blowing Rock, Polk	1
Belleair, Hillsborough	1
Dorchester, Orange	1
Deland, Polk	1
Dallas, Lee	1
De Leon Springs, Putnam	1
Dearborn, Lee	1
Estero, Collier	1
Fanning Springs, Levy	1
Fargo, Unknown	1
Felton, Manatee	1
Clear Brook, Lee	1
Crestview, Holmes	1
Cumberland, Palm Beach	1
Dade City, Hillsborough	1
College Station, Lake	1
Columbus, Brevard	1
Cookeville, Seminole	1
New Orleans, Palm Beach	1
Newark, Broward	1

COVID-19: characteristics of 2,019,500 Florida resident cases

Data through Mar 30, 2021 verified as of Mar 31, 2021 at 09:25 AM

Data in this report are provisional and subject to change.

The table below includes the cities and counties of residence for cases in Florida residents based on the patient's ZIP Code. Note that city is not always received as part of the initial notification and may be missing while the case is being investigated.

City and county	Cases
Newburgh, Bay	1
Navarre, Dade	1
Middlesburg, Duval	1
North Pole, Seminole	1
North Port, Lee	1
Ocoee, Osceola	1
Okeechobee, Broward	1
Old Town, Alachua	1
Omaha, Palm Beach	1
Ona, Manatee	1
Oooooo, Unknown	1
Opa Locka, Broward	1
Orange Park , Duval	1
Orlando, Columbia	1
Orlando, Indian River	1
Orem, Broward	1
Rye, Duval	1
Saint Petersburg, St. Lucie	1
Sandford, Seminole	1
Potomac, Palm Beach	1
Rex, Duval	1
Parker, Dade	1
Parker, Leon	1
Peoria, Unknown	1
Port Everglades, Broward	1
Plantation, Orange	1
Pompano Beach, Martin	1
Palm Coast, Polk	1
Pacifica, Dade	1
Ormond Beach, Unknown	1
Oviedo, Brevard	1
Orlando, Sarasota	1
Sodus, Charlotte	1
Spring Hill , Hernando	1
Spring Hill, Dade	1
Starke, Clay	1
Stone Mountain, Palm Beach	1
Shelton, Manatee	1
Saint Cloud, Unknown	1
Saint Johns, Unknown	1
Sarasota, Flagler	1
Saxis, Lee	1
Schenectady, Polk	1
Sebring, Lee	1
Tulsa, Orange	1
Venice, Unknown	1
Vernon, Unknown	1
Sun City Center, Hardee	1
Tiffin, Highlands	1
Tallahassee, Duval	1
Tallahassee, Unknown	1
Tampa, Palm Beach	1
Tavares, Marion	1
Temple Terrace, Pasco	1
Yukon, Broward	1
Zolfo Springs, Polk	1
Westbrook, Dade	1
Wichita, Volusia	1
Washington, Unknown	1

COVID-19: characteristics of 2,019,500 Florida resident cases

Data through Mar 30, 2021 verified as of Mar 31, 2021 at 09:25 AM

Data in this report are provisional and subject to change.

The table below includes the cities and counties of residence for cases in Florida residents based on the patient's ZIP Code. Note that city is not always received as part of the initial notification and may be missing while the case is being investigated.

City and county	Cases
Wells, Polk	1
Winder Garden, Orange	1
Windermere, Leon	1
Windermere, Osceola	1
Windermere, Seminole	1
Winter Garden, Broward	1
Winter Garden, Pinellas	1
Winter Park, Broward	1
Winter Park, Indian River	1
Los Angeles Ca, Unknown	1
Los Angeles, Hardee	1
Littleton, Dade	1
Margate, Dade	1
Marshall, Dade	1
Mary Esther, Unknown	1
Medford, Palm Beach	1
Macdill Air Force Base, Hillsborough	1
Miami Beach, Broward	1
Miami Lakes, Unknown	1
Miami, Hillsborough	1
Miami, Manatee	1
Leesburg, Marion	1
Lehigh Acres, Dade	1
Lewisburg, Pasco	1
Largo, Unknown	1
Lake City, Hamilton	1
La Grange, Dade	1
Harrison, Pinellas	1
Holly Ridge, Orange	1
Homeless, Polk	1
Homosassa, Hernando	1
Jerusalem, St. Johns	1
East Hampton, Palm Beach	1
Cypress, Leon	1
Davenport, Orange	1
Deland, St. Lucie	1
Deltona, Orange	1
Fort Myers-, Lee	1
Fort Pierce, Unknown	1
Fort Myers, Manatee	1
Foley, Escambia	1
Gainesville, Duval	1
Granada Hills, Broward	1
Guilford, Dade	1
Hailandale, Unknown	1
Conway, Leon	1
Coventry, Broward	1
Clermont, Volusia	1
Clewiston, Glades	1
Bridgeport, Dade	1
Bronx, Palm Beach	1
Cartersville, Unknown	1
Altoona, Marion	1
Anaheim, Unknown	1
Argyle, Walton	1
Athens, Duval	1
Bogota, Orange	1
Bradenton, Dade	1
Bradenton, Osceola	1

COVID-19: characteristics of 2,019,500 Florida resident cases

Data through Mar 30, 2021 verified as of Mar 31, 2021 at 09:25 AM

Data in this report are provisional and subject to change.

The table below includes the cities and counties of residence for cases in Florida residents based on the patient's ZIP Code. Note that city is not always received as part of the initial notification and may be missing while the case is being investigated.

City and county	Cases
Colorado Springs, Unknown	1
Conifer, Lee	1
Daniel Island, Bay	1
Clarksboro, Lee	1
Chipley, Holmes	1
El Paso, Unknown	1
Elbow Lake, Palm Beach	1
Eatonville, Seminole	1
Dunellen, Dade	1
Destin, Unknown	1
Diamond, Highlands	1
Doral, Broward	1
Altamonte, Orange	1
Alva, Collier	1
333, Unknown	1
Allentown, Putnam	1
Apple Creek, Citrus	1
Amelia Village, Nassau	1
Barefoot Beach, Lee	1
Battle Creek, Manatee	1
Avon, Manatee	1
Aventura, Osceola	1
Bryn Mawr, Palm Beach	1
Burkeville, Brevard	1
Camden Wyoming, Duval	1
Celebration, Palm Beach	1
Chattanooga, Dade	1
Bear Grass, Palm Beach	1
Azalea Park, Osceola	1
Boca Raton,, Palm Beach	1
Boston, Dade	1
Brewster, Volusia	1
FI State Lot, Leon	1
Fairless Hills, Broward	1
Everett, Dade	1
Fort Denaud, Glades	1
Fort Meyers, Lee	1
Fortlauderdale, Unknown	1
Fortwalton Beach, Okaloosa	1
Ft Pierce, Unknown	1
Garland, Orange	1
Hallandate Ben, Unknown	1
Havana, Leon	1
Hickory, Lee	1
Homeless, Dade	1
Homer, Escambia	1
Hilliard, Unknown	1
Jeffersonville, Broward	1
Knoxville, Escambia	1
Lake Mary, Lake	1
Longwood, Orange	1
Lehigh Cares, Lee	1
Live Oak, Columbia	1
Loganville, Orange	1
Lansdale, Lake	1
Lapeer, Manatee	1
Lauderdale Hill, Unknown	1
Missing, Wakulla	1
Monterey, Broward	1

COVID-19: characteristics of 2,019,500 Florida resident cases

Data through Mar 30, 2021 verified as of Mar 31, 2021 at 09:25 AM

Data in this report are provisional and subject to change.

The table below includes the cities and counties of residence for cases in Florida residents based on the patient's ZIP Code. Note that city is not always received as part of the initial notification and may be missing while the case is being investigated.

City and county	Cases
Mumford, Manatee	1
N/A, Duval	1
Naples, Alachua	1
Ocean City, Broward	1
North Miami, Broward	1
Middleburg, Duval	1
Midland, Osceola	1
Missing, Hamilton	1
Miami, Charlotte	1
Miamii, Dade	1
Miami Garden, Unknown	1
Republic, Monroe	1
Richmond, Palm Beach	1
Ridgewood, Broward	1
Riverview, Manatee	1
Rochester, Broward	1
Roseland, Palm Beach	1
Porter Ranch, Dade	1
Raiford, Bradford	1
Ponte Vedra Beach, Orange	1
Port Orange , Volusia	1
Port Saint Lucie, Indian River	1
Palm City, Unknown	1
Plant City, Unknown	1
Pompano Beach, Alachua	1
Old Town, Gilchrist	1
Oviedo, Leon	1
Opa Locka, Polk	1
Orem, Sarasota	1
Orem, Unknown	1
Wilbur By The Sea, Volusia	1
Willowbrook, Lee	1
Wilmington, Pasco	1
Westerville, Hillsborough	1
Wilton Manors, Dade	1
Winston Salem, Unknown	1
Winter Garden, Hillsborough	1
Woodland Hills, Brevard	1
Youngstown, Calhoun	1
Yulee, Duval	1
San Antonio, Dade	1
San Diego, Unknown	1
Sandyport, Dade	1
Sanford, Palm Beach	1
Russellville, Hillsborough	1
Saint Augustine, Okaloosa	1
Steinhatchee, Alachua	1
Tampa, Escambia	1
Tampa, Manatee	1
Tangerine, Lake	1
University Of Central Florida, Hillsborough	1
University Of Central Fl, Pasco	1
Village Of Palm Springs, Palm Beach	1
Virginia Beach, Alachua	1
Webster, Pasco	1
Wekiva Springs, Orange	1
Union City, Bradford	1
Sebastian, Lake	1
Sumter Ville, Unknown	1

COVID-19: characteristics of 2,019,500 Florida resident cases

Data through Mar 30, 2021 verified as of Mar 31, 2021 at 09:25 AM

Data in this report are provisional and subject to change.

The table below includes the cities and counties of residence for cases in Florida residents based on the patient's ZIP Code. Note that city is not always received as part of the initial notification and may be missing while the case is being investigated.

City and county	Cases
Tallahassee, Escambia	1
Springhill, Unknown	1
Tampa, Dade	1
Tampa, Lee	1
South Otselic, Dade	1
Southampton, Palm Beach	1
Stockbridge, Leon	1
Sullivans Island, Dade	1
Pound Ridge, Leon	1
Richmond Heights, Dade	1
Ridge Manor, Hernando	1
Riverview, Pinellas	1
Rochester, Lee	1
Rosemary Beach, Bay	1
Saint Cloud, Orange	1
Sevierville, Dade	1
Saint Petersburg, Dade	1
San Juan, Osceola	1
San Pedro Sula, Dade	1
Sandy, Duval	1
Opa Locka, Unknown	1
Orem, Nassau	1
Orlando, Highlands	1
Northville, Broward	1
Ocala, Indian River	1
Ocoee, Broward	1
Olando, Orange	1
Ocoee, Polk	1
Ponce, Orange	1
Port Charlotte Fl, Unknown	1
Plant City, Hendry	1
Plant City, Pinellas	1
Plantation, Unknown	1
Windermere, Polk	1
Winter Park, Lake	1
Wayne, Dade	1
Tinley Park, Lee	1
University Of Central Fl, Dade	1
Telluride, Lee	1
West Simsbury, Collier	1
Export, Palm Beach	1
Fdsf, Unknown	1
Felda, Palm Beach	1
Flagler Beach, Volusia	1
Flora, Lee	1
Downers Grove, St. Lucie	1
Delrey Beach, Palm Beach	1
Fort Myers, Lake	1
Fresno, Pasco	1
Fruitland Park, Sumter	1
Fwb, Unknown	1
Gainesville, Marion	1
Gastonia, Polk	1
Clearwater, Highlands	1
Clermont, Unknown	1
Columbia, Orange	1
Coral Gables, Unknown	1
Coral Springs, Unknown	1
Cornelius, Leon	1

COVID-19: characteristics of 2,019,500 Florida resident cases

Data through Mar 30, 2021 verified as of Mar 31, 2021 at 09:25 AM

Data in this report are provisional and subject to change.

The table below includes the cities and counties of residence for cases in Florida residents based on the patient's ZIP Code. Note that city is not always received as part of the initial notification and may be missing while the case is being investigated.

City and county	Cases
Crestview, Dade	1
Dade City, Polk	1
Dania, Unknown	1
Darien, Pasco	1
Arcadia, Charlotte	1
Aspen, Palm Beach	1
Atlanta, Broward	1
Aurburndale, Polk	1
Aventura, Unknown	1
Azalea Park, Sarasota	1
Bartow, Unknown	1
Biscayne Park, Broward	1
Boca Rotan, Unknown	1
Alpharetta, Alachua	1
Apalachicola, Leon	1
Brooksville, Columbia	1
Bryn Mawr, Collier	1
Canfield, Duval	1
Naugatuck, Lee	1
New Vernon, Sarasota	1
New York, Broward	1
Newport Beach, Palm Beach	1
North Adams, Manatee	1
North Little Rock, Palm Beach	1
Myakka, Duval	1
Maitland, Unknown	1
Matlacha Island, Lee	1
Melbourne, Orange	1
Miami Beach, Palm Beach	1
Miami Granders, Dade	1
Missing, Baker	1
Middleburg, Unknown	1
Milford, Palm Beach	1
Milford, Polk	1
Minneapolis, Broward	1
Johns Island, Wakulla	1
Killarney, Orange	1
Knoxville, Duval	1
Havanna, Gadsden	1
Jacksonville, Palm Beach	1
Hilliard, Dade	1
Hollywood, Leon	1
Holt, Unknown	1
Homestead, Monroe	1
Humble, Broward	1
Green, Clay	1
Greensburg, Orange	1
Greenville, Monroe	1
Gulf Shores, Escambia	1
Los Angeles, Polk	1
Lakeland, Pasco	1
Lakewood, Unknown	1
Lake City, Volusia	1
Sweetwater, Manatee	1
Syracuse, Polk	1
Tallahassee, Dade	1
Tamarac, Dade	1
Tampa, Unknown	1
Tavares, Orange	1

COVID-19: characteristics of 2,019,500 Florida resident cases

Data through Mar 30, 2021 verified as of Mar 31, 2021 at 09:25 AM

Data in this report are provisional and subject to change.

The table below includes the cities and counties of residence for cases in Florida residents based on the patient's ZIP Code. Note that city is not always received as part of the initial notification and may be missing while the case is being investigated.

City and county	Cases
Tequesta, Martin	1
Topsham, Manatee	1
Town Of Nocatee, St. Johns	1
Troy, Manatee	1
Unkn, Duval	1
Waipahu, Santa Rosa	1
Ward, Polk	1
Wellborn, Columbia	1
Sunbright, Palm Beach	1
Winter Garden, Duval	1
Woodbine, Nassau	1
West Aplm Beach, Palm Beach	1
West Yarmouth, St. Lucie	1
Venetian Islands, Dade	1
Yulee, St. Johns	1
Zephyrhills, Hillsborough	1
Prattville, Hillsborough	1
Prestonsburg, Bay	1
Quincy, Jackson	1
Rapid City, Broward	1
Russellville, Bay	1
Sagamore Beach, Charlotte	1
Saint Augustine, Broward	1
Saint Cloud, Palm Beach	1
Petersburg, Manatee	1
Piasa, Putnam	1
Rileyville, Flagler	1
Saint Joseph, Volusia	1
San Antonio, Orange	1
Sanford, Unknown	1
Seminole, Leon	1
Suitland, Volusia	1
Shalimar, Unknown	1
Shirley, Flagler	1
Oldsmar, Hillsborough	1
Olean, Alachua	1
North Palm Beach, Orange	1
Northport, Sarasota	1
Oakland, Lee	1
Missing, Levy	1
Myakka City, Sarasota	1
New Middletown, Hillsborough	1
New Port Richey, Pinellas	1
New Port Richey, Unknown	1
Newberry, Marion	1
Newtown, Lake	1
Other, Dade	1
Palm Beach Gardens, Unknown	1
Palmetto Bay, Palm Beach	1
Palmetto, Pasco	1
Parma, Manatee	1
Pass-A-Grille Beach, Pinellas	1
Matawan, Palm Beach	1
Mckinney, Broward	1
Miamc, Dade	1
Milford, Lee	1
Missing, Okeechobee	1
Monroe Township, Palm Beach	1
Monroe, Lee	1

COVID-19: characteristics of 2,019,500 Florida resident cases

Data through Mar 30, 2021 verified as of Mar 31, 2021 at 09:25 AM

Data in this report are provisional and subject to change.

The table below includes the cities and counties of residence for cases in Florida residents based on the patient's ZIP Code. Note that city is not always received as part of the initial notification and may be missing while the case is being investigated.

City and county	Cases
Moore Haven, Okeechobee	1
Morrisville, Unknown	1
Lake Butler, Alachua	1
Kingsland, Nassau	1
Knoxville, Bay	1
Ldhl, Broward	1
Las Vegas, Palm Beach	1
Longwood, Volusia	1
Lincoln, St. Lucie	1
Little Neck, Lee	1
Jupiter, St. Lucie	1
Kenilworth, Leon	1
Key West, Duval	1
Keys West, Unknown	1
Jacksonville, Orange	1
Jefferson, Dade	1
Jonesboro, Leon	1
Intrcsion Cty, Osceola	1
Inverness, Marion	1
Inwood, Broward	1
Irvine, Marion	1
Istachatta, Hernando	1
Homeless, Monroe	1
Homeless, Pinellas	1
Howell, Dade	1
Hudson, Hernando	1
Hoclywsod, Dade	1
Holiday, Pinellas	1
Hernando, Marion	1
Hialeah, Collier	1
Indian Rocks Beach, Duval	1
Indiantown, Palm Beach	1
Inglewood, Sarasota	1
Dallas, Hernando	1
Dearborn, Broward	1
Deer Park, Dade	1
Carmel, Orange	1
Cedar Springs, Hernando	1
Caracas, Dade	1
Coconut Ck, Unknown	1
Chicago, Unknown	1
Brooklyn, Dade	1
Brooklyn, Lee	1
Bonnie, Broward	1
Boston, Broward	1
Bel Air, Collier	1
Apopka, Clay	1
Asheville, Highlands	1
Astoria, Broward	1
Atmore, Escambia	1
Bartow, Hardee	1
O, Manatee	1
Acworth, Okaloosa	1
Alachua, Duval	1
Alpharetta, Broward	1
Downingtown, Broward	1
Downingtown, Hillsborough	1
Dpo, Santa Rosa	1
Dunedin, Unknown	1

COVID-19: characteristics of 2,019,500 Florida resident cases

Data through Mar 30, 2021 verified as of Mar 31, 2021 at 09:25 AM

Data in this report are provisional and subject to change.

The table below includes the cities and counties of residence for cases in Florida residents based on the patient's ZIP Code. Note that city is not always received as part of the initial notification and may be missing while the case is being investigated.

City and county	Cases
Deerfield, Dade	1
Deland, Seminole	1
Dayton, Lake	1
Daytona Beach, Pinellas	1
Erie, Monroe	1
East Palatka, Hillsborough	1
Eastpoint, Leon	1
Deltona, Seminole	1
Fort Lauderdale, Leon	1
Fort Myers, Sarasota	1
Fort Pierce, Palm Beach	1
Fort White, Clay	1
Garden City, Alachua	1
Gaylord, Orange	1
Gotcha, Orange	1
Greensburg, Palm Beach	1
Haines City, Osceola	1
Hallandale, Unknown	1
Helen, Bay	1
Crossings, Unknown	1
Davenport, Lake	1
Davie, Unknown	1
Dayton, Orange	1
Dearborn Heights, Hillsborough	1
Edgewood, Broward	1
Elkton, Putnam	1
Chesterfield, Broward	1
Carteret, Polk	1
Cincinnati, Dade	1
Connellsville, Highlands	1
Armstrong, St. Johns	1
Atl, Brevard	1
Alva, Escambia	1
Andalusia, Escambia	1
Arcadia, Highlands	1
Baker, Santa Rosa	1
Belleville, Palm Beach	1
Belmont, Santa Rosa	1
Blountstown, Broward	1
Bronson, Alachua	1
Brooker, Alachua	1
Bradenton, Clay	1
Brandon, Pinellas	1
Bonita, Lee	1
Bocaraten, Palm Beach	1
Middletown, Osceola	1
Missing, Gilchrist	1
Monroe, Hillsborough	1
Nantucket, Palm Beach	1
New Vernon, Palm Beach	1
Mayaguez, Dade	1
Macclenny, Duval	1
Mantua, Broward	1
Longwood, Broward	1
Lucedale, St. Lucie	1
Kure Beach, Monroe	1
Lakeland, Palm Beach	1
Hudson, Pinellas	1
Hoosick Falls, Broward	1

COVID-19: characteristics of 2,019,500 Florida resident cases

Data through Mar 30, 2021 verified as of Mar 31, 2021 at 09:25 AM

Data in this report are provisional and subject to change.

The table below includes the cities and counties of residence for cases in Florida residents based on the patient's ZIP Code. Note that city is not always received as part of the initial notification and may be missing while the case is being investigated.

City and county	Cases
Indian Rock Beach, Palm Beach	1
Interlachen, Duval	1
Kechi, Orange	1
Fort Myers, Broward	1
Florala, Okaloosa	1
Forestville, Volusia	1
Gibsonton, Unknown	1
Gainesville, Okaloosa	1
Gainesville, Unknown	1
Greenbrier, Bay	1
Groveland, Orange	1
Hialeahgardens, Dade	1
Hiram, Leon	1
Westlake Village, Unknown	1
White Plains, Broward	1
Whites Creek, Leon	1
Windermere, Volusia	1
Wtixrat, Dade	1
Watersound, Bay	1
Unk, Duval	1
Ventura, Orange	1
University Of Central Florida, Lee	1
Trenton, Dixie	1
Unknown, Unknown	1
Toms River, Lee	1
Tourist, Dade	1
Seffenner, Hillsborough	1
Seminole, Lee	1
Saint Petersburg, Charlotte	1
Puerto Rico, Unknown	1
Punta Gorda, Unknown	1
Randolph, Orange	1
Rivera Beach, Palm Beach	1
Saint Augustine, Flagler	1
Sunrtise, Dade	1
Tallahassee, Madison	1
Stratford, Broward	1
Pembroke Pines, Orange	1
Pensacola, Sumter	1
Paducah, Manatee	1
Palm Coast, Unknown	1
Perth Amboy, Hillsborough	1
Port Orange, Brevard	1
Powell, Lee	1
Newberry, Levy	1
North Laud, Unknown	1
Ocala, Citrus	1
Ocoee, Unknown	1
Odessa, Dade	1
Oldsrav, Manatee	1
Orlando, Jackson	1
Orlando, Lee	1
Dona Vista, Lake	1
East Setauket, Palm Beach	1
El Dorado, Palm Beach	1
Fleming Island, Duval	1
Fellsmere, Brevard	1
Crestview, Broward	1
Clearwater, Leon	1

COVID-19: characteristics of 2,019,500 Florida resident cases

Data through Mar 30, 2021 verified as of Mar 31, 2021 at 09:25 AM

Data in this report are provisional and subject to change.

The table below includes the cities and counties of residence for cases in Florida residents based on the patient's ZIP Code. Note that city is not always received as part of the initial notification and may be missing while the case is being investigated.

City and county	Cases
Charlotte, Alachua	1
Dalecity, Okaloosa	1
Daytona Beach, Orange	1
Deerfield Beach, Polk	1
Crystal River, Marion	1
Crystal River, Unknown	1
Canton, Duval	1
Cantonment, Santa Rosa	1
Cape Coral, Unknown	1
Brunswick, Polk	1
Bryceville, Duval	1
Bradenton, Lee	1
Boca Raton, Dade	1
Boca Raton, Madison	1
Bogota, Unknown	1
Bal Harbour, Broward	1
Atlanta, Walton	1
Attalla, Broward	1
Auburn, Palm Beach	1
Autaugaville, Broward	1
Apopka, Volusia	1
Alachua, Suwannee	1
Alafaya, Broward	1
Alafaya, Pinellas	1
Merrick, Palm Beach	1
Metter, Manatee	1
Lake Forest, Collier	1
Miami, Osceola	1
Miamiardens, Unknown	1
Miamksaohes, Dade	1
Jacksonville, Baker	1
Jacksonville, Marion	1
Irmo, Unknown	1
Key West, Palm Beach	1
Kilgore, Dade	1
Jupiter Inlet, Palm Beach	1
Jzx, Unknown	1
Land O Lakes, Unknown	1
Lawton, Okaloosa	1
Levittown, Palm Beach	1
Lima, Manatee	1
Lima, Volusia	1
Macclenny, Dixie	1
Madison, Jefferson	1
Maitland, Collier	1
Florida City, Unknown	1
Fort Lauderdale, Collier	1
Fort Myers, Alachua	1
Gainesville, Levy	1
Glen Cove, Unknown	1
Glen Saint Mary, Duval	1
Golden Oak, Hillsborough	1
Golf, Palm Beach	1
Greensboro, Leon	1
Immokalee, Walton	1
Ocala, Duval	1
Okeechobi, Unknown	1
North Brunswick, St. Lucie	1
North Grafton, Dade	1

COVID-19: characteristics of 2,019,500 Florida resident cases

Data through Mar 30, 2021 verified as of Mar 31, 2021 at 09:25 AM

Data in this report are provisional and subject to change.

The table below includes the cities and counties of residence for cases in Florida residents based on the patient's ZIP Code. Note that city is not always received as part of the initial notification and may be missing while the case is being investigated.

City and county	Cases
North Lauderdale, Unknown	1
North Porte, Unknown	1
Notrealville, Polk	1
Monument, Broward	1
Mokena, Lee	1
Miami Dade, Unknown	1
Nashville, Palm Beach	1
Myrtle Beach, Broward	1
Morrisville, Palm Beach	1
Pooler, Broward	1
Port St. Lucie, Unknown	1
Punta Gorda, Sarasota	1
Putnam, Putnam	1
Ridgewood, Lee	1
Roayl Palm Beach, Palm Beach	1
Roseville, Broward	1
Rye, Palm Beach	1
Saint Petersburg, Bay	1
Orlando, Walton	1
Oviedo, Lake	1
Orlando, St. Johns	1
Orem, Dade	1
Orlando, Citrus	1
Orlando, Collier	1
Orlando, Hernando	1
Plantation, Leon	1
Pensacola, Dade	1
Panomo City, Bay	1
Parrish, Sarasota	1
Syracuse, Unknown	1
Twentynine Palms, Broward	1
Vernon, Walton	1
Venezuela, Unknown	1
Waukesha, Volusia	1
Surprise, Unknown	1
St Cloud, Orange	1
St Helena Is, Dade	1
South Miami, Broward	1
San Marcos, Unknown	1
West Miami, Unknown	1
Whippany, Volusia	1
Xifamk, Dade	1
Wilmington, Charlotte	1
Windermere, Alachua	1
Winfield, Hillsborough	1
Winter Garden, Unknown	1
Winter Park, Brevard	1
Winter Park, Unknown	1
Denton, Broward	1
Destin, Bay	1
Clearwater, Hillsborough	1
Coal City, Pasco	1
Crescent City, Marion	1
Crestview, Unknown	1
Commerce Township, Manatee	1
Coral Gables , Dade	1
Crawfordville, Alachua	1
Fort Lauderdale, Lee	1
Eureka, Flagler	1

COVID-19: characteristics of 2,019,500 Florida resident cases

Data through Mar 30, 2021 verified as of Mar 31, 2021 at 09:25 AM

Data in this report are provisional and subject to change.

The table below includes the cities and counties of residence for cases in Florida residents based on the patient's ZIP Code. Note that city is not always received as part of the initial notification and may be missing while the case is being investigated.

City and county	Cases
Evansville, Citrus	1
Fort Worth, Broward	1
Franklin, Orange	1
Frostproof, Highlands	1
Gainesville, Palm Beach	1
Gainesville, Santa Rosa	1
Brewster, Palm Beach	1
Brownsville, Escambia	1
Bonnie, St. Johns	1
Belleair Bluffs, Unknown	1
Celebration, Orange	1
Chicago, Broward	1
Choctaw Beach, Unknown	1
Austin, Dade	1
Apo, Collier	1
Big Torch Key, Monroe	1
Black, Holmes	1
Boca Raton, Lee	1
Bonifay, Unknown	1
8852 Teacher Ln, Pasco	1
Addison, Pasco	1
Apopka, Citrus	1
Apopka, Hillsborough	1
Arabi, Orange	1
Litchfield Park, Monroe	1
Littleton, St. Johns	1
Lake Worth, Unknown	1
Lake In The Hills, Broward	1
Gwynn Oak, Polk	1
Jupiter, Pinellas	1
Kansas City, Palm Beach	1
Indianapolis, Lee	1
Newaygo, Charlotte	1
New Canaan, Dade	1
Missing, Franklin	1
Na, Dade	1
Milford, Bay	1
Milford, Unknown	1
Mattoon, Lee	1
Melbourne, Volusia	1
Los Angeles, Orange	1
Maitland, Palm Beach	1
Marianna, Leon	1
Marianna, Washington	1
Mary Esther, Hillsborough	1
Tampa, Duval	1
Surfside Beach, Orange	1
Summerdale, Escambia	1
Sun City Center, Lee	1
Tavares, Unknown	1
Temple, Palm Beach	1
Saint Charles, Orange	1
St Peterburg, Orange	1
Stiamk, Dade	1
Scottsdale, Brevard	1
Scottsdale, Palm Beach	1
Roswell, Bay	1
Ruskin, Dade	1
Ruskin, Manatee	1

COVID-19: characteristics of 2,019,500 Florida resident cases

Data through Mar 30, 2021 verified as of Mar 31, 2021 at 09:25 AM

Data in this report are provisional and subject to change.

The table below includes the cities and counties of residence for cases in Florida residents based on the patient's ZIP Code. Note that city is not always received as part of the initial notification and may be missing while the case is being investigated.

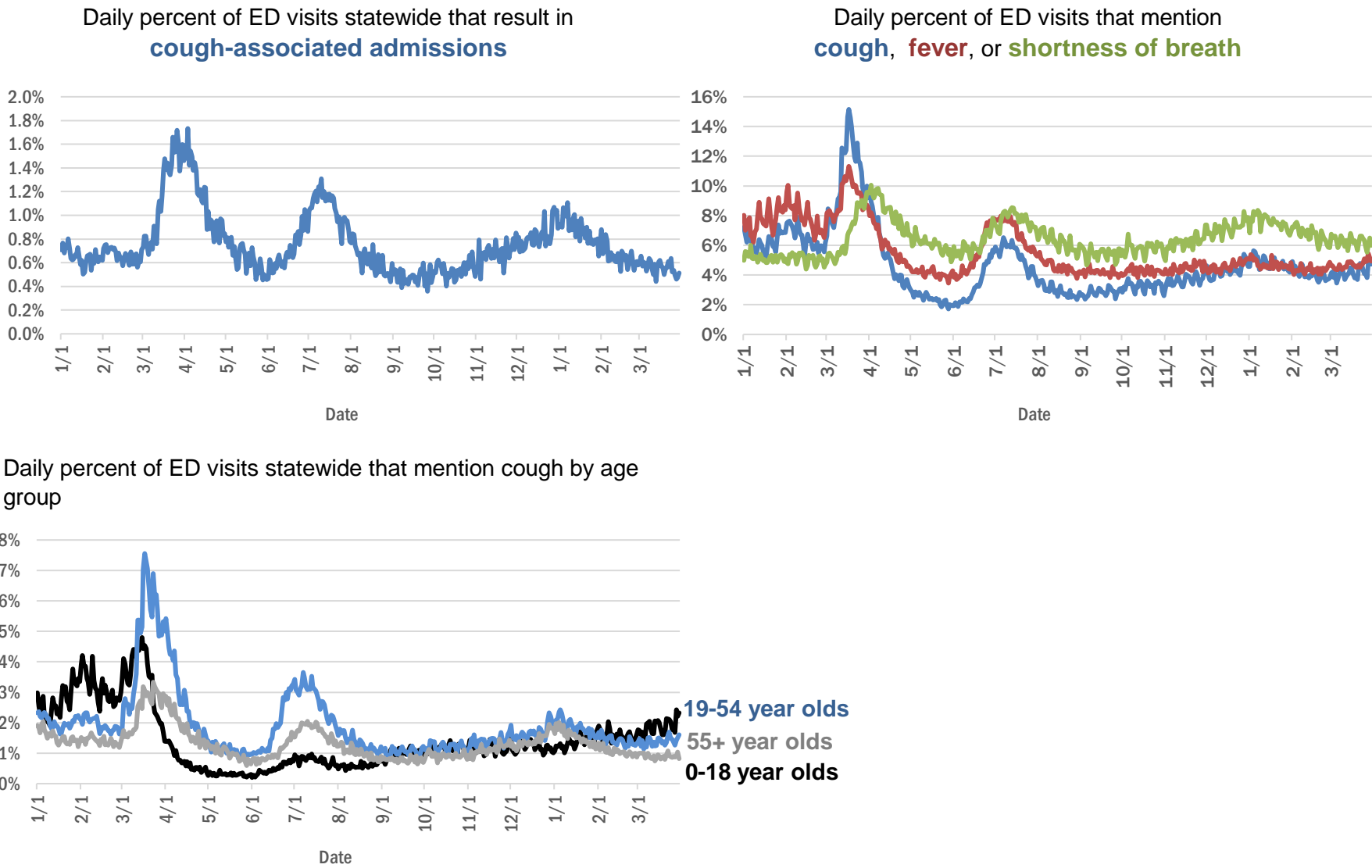
City and county	Cases
Saint Petersburg, Duval	1
Saint Petersburg, Manatee	1
Port Saint Lucie, Marion	1
Port St Luce, Unknown	1
Pensacola Naval Hospital, Escambia	1
Plymouth, Pasco	1
Pass-A-Grille, Pinellas	1
Oviedo, Orange	1
Pace, Escambia	1
Painted Post, Pasco	1
Palatka, Marion	1
Okeechobee, Unknown	1
North Port, Charlotte	1
Winnetka, Dade	1
Winter Garden, Osceola	1
Winter Haven, Osceola	1
Winter Park, Duval	1
Winter Park, Palm Beach	1
Weston, Unknown	1
Wildwood, Lee	1
Willington, Lee	1
Winter Springs, Polk	1
Youngstown, Washington	1
West Hollywood, Broward	1
Wakefield, Broward	1
Waverly, Duval	1
W Yarmouth, Charlotte	1
Wabasha, Clay	1
Unknown, Duval	1
Upland, Manatee	1
Valrico, Polk	1
Total	2,019,500

COVID-19: additional surveillance information

Data through Mar 30, 2021 verified as of Mar 31, 2021 at 09:25 AM

Data in this report are provisional and subject to change.

Statewide emergency department (ED) chief complaint and admission data



The Electronic Surveillance System for the Early Notification of Community-Based Epidemics (ESSENCE-FL) includes chief complaint data from 211 of 211 Florida EDs. Data are transmitted electronically to ESSENCE-FL daily or hourly.

COVID-19: testing by laboratory

Data through Mar 30, 2021 verified as of Mar 31, 2021 at 09:25 AM

Data in this report are provisional and subject to change.

The numbers in the table below represent the number of Florida and non-Florida residents for whom test results were received by the Department of Health. A person can be tested by more than one laboratory and can have both positive and negative results. **Therefore, the sum of the numbers in each column will be larger than the total number of people tested.**

Reporting lab	Inconclusive	Negative	Positive	Percent positive	Total
CURATIVE LABS	15,144	1,633,190	250,205	13%	1,898,539
LABORATORY CORPORATION OF AMERICA	2,574	1,635,919	222,384	12%	1,860,877
QUEST DIAGNOSTICS	11,941	1,382,059	202,963	13%	1,596,963
BIO REFERENCE LABORATORIES, INC	7,567	946,048	181,916	16%	1,135,531
HELIX	9,220	672,262	117,219	15%	798,701
REALTOX LABS LLC	6,610	604,456	99,313	14%	710,379
NOMI_HEALTH	3,047	481,369	66,201	12%	550,617
RCA LABORATORY SERVICES, LLC/GENETWORX		432,209	47,133	10%	479,342
GENETWORX	661	390,597	32,980	8%	424,238
CDR MAGUIRE - HEALTH CARE CENTER		338,623	51,556	13%	390,179
PALM BEACH BALLPARK		267,493	27,723	9%	295,216
PWNHEALTH	1,742	240,193	32,083	12%	274,018
IMPACT HEALTH BIOMETRIC TESTING, INC	1,042	224,397	26,713	11%	252,152
EAST FLORIDA STATE COLLEGE - BREVARD		212,886	26,986	11%	239,872
BPHL-JACKSONVILLE	18	191,543	32,989	15%	224,550
ADVENTHEALTH LAB	99	170,842	21,883	11%	192,824
NOMI HEALTH LAB SERVICES		172,675	19,942	10%	192,617
FULGENT DIAGNOSTICS LABORATORY	3,582	163,290	18,430	10%	185,302
MAKO GENOMICS	7,929	142,263	26,041	15%	176,233
BPHL-MIAMI	225	150,049	25,109	14%	175,383
CB SMITH PARK		150,114	18,792	11%	168,906
MAYO CLINIC LABORATORIES	337	140,527	17,562	11%	158,426
ELABNETWORK	1,059	138,674	11,872	8%	151,605
BAYCARE LABORATORIES LLC	611	137,593	11,808	8%	150,012
MEMORIAL REGIONAL HOSPITAL SOUTH	28	118,544	24,040	17%	142,612
ORLANDO HEALTH SYSTEM	684	122,317	12,455	9%	135,456
ASCENSION SACRED HEART HOSPITAL - PENSACOLA	2	116,875	17,979	13%	134,856
AEGIS SCIENCES CORPORATION	1,083	109,480	17,980	14%	128,543
NORTHWEST LABORATORY	247	121,090	6,476	5%	127,813
BIOCOLLECTIONS WORLDWIDE, INC	739	112,520	13,612	11%	126,871
ADVENT HEALTH LAB	112	101,258	13,955	12%	115,325
AKESOGEN		95,570	18,453	16%	114,023
MEDICAL DIAGNOSTIC LABORATORIES	976	98,598	14,220	12%	113,794
TESTING MATTERS INC	849	95,047	16,918	15%	112,814
BPHL-TAMPA (SPECTRUM BLVD)	45	91,726	16,886	16%	108,657
UF HEALTH MEDICAL LAB	33	99,028	9,344	9%	108,405
TAMPA GENERAL HOSPITAL	4	95,069	9,069	9%	104,142
DIATHERIX LABORATORIES (VRL EUROFINs)	1	86,013	12,727	13%	98,741
KORVALABS, INC	1,285	91,627	4,710	5%	97,622
BAPTIST HEALTH SOUTH FLORIDA	370	81,052	12,272	13%	93,694
SUNPATH MEDICAL DIAGNOSTICS LABORATORY	830	78,690	12,124	13%	91,644
ASCENSION ST VINCENT'S - RIVERSIDE	1	73,222	10,211	12%	83,434
SOUTH MIAMI HOSPITAL LAB	448	67,462	9,578	12%	77,488
LAKELAND REGIONAL MEDICAL CENTER	129	68,263	8,870	11%	77,262
JACKSON MEMORIAL HOSPITAL CLINICAL LAB	79	65,253	11,692	15%	77,024
UF HEALTH SHANDS HOSPITAL	500	63,096	4,577	7%	68,173
INGENIOUS PERSONALIZED MEDICINE	215	55,764	11,300	17%	67,279

COVID-19: testing by laboratory

Data through Mar 30, 2021 verified as of Mar 31, 2021 at 09:25 AM

Data in this report are provisional and subject to change.

The numbers in the table below represent the number of Florida and non-Florida residents for whom test results were received by the Department of Health. A person can be tested by more than one laboratory and can have both positive and negative results. **Therefore, the sum of the numbers in each column will be larger than the total number of people tested.**

Reporting lab	Inconclusive	Negative	Positive	Percent positive	Total
AMERICAN HEALTH ASSOCIATES	9	61,476	5,224	8%	66,709
AIT LABORATORIES		53,689	6,568	11%	60,257
APPLIED INGENUITY DIAGNOSTICS LLC		56,147	2,602	4%	58,749
BAPTIST HEALTH - JACKSONVILLE	4	51,019	4,021	7%	55,044
MINUTECLINIC LLC		46,087	7,865	15%	53,952
GENESIS REFERENCE LABORATORIES		48,145	5,227	10%	53,372
ARUP LABORATORIES	16	50,093	2,925	6%	53,034
TALLAHASSEE MEMORIAL HOSPITAL	240	45,159	5,532	11%	50,931
SARASOTA MEMORIAL HOSPITAL MAIN LAB	12	45,156	3,856	8%	49,024
ADVENTIST HEALTH SYSTEMS SUNBELT INC DBA		43,664	5,353	11%	49,017
BROWARD GENERAL MEDICAL CENTER-CLINICAL LAB	2	42,565	4,637	10%	47,204
NICKLAUS CHILDREN'S HOSPITAL	71	40,800	5,338	12%	46,209
VIRACOR EUROFINs		35,830	9,843	22%	45,673
FLORIDA HOSPITAL - TAMPA	37	41,912	3,398	7%	45,347
MILLENNIUM PHYSICIAN GROUP	17	35,784	6,944	16%	42,745
DWIC OF TAMPA BAY INC		37,533	4,797	11%	42,330
UNIVERSITY OF MIAMI HOSPITAL	142	37,157	3,767	9%	41,066
LEE HEALTH - CAPE CORAL HOSPITAL	3	35,324	5,719	14%	41,046
MEDFAST URGENT CARE CENTERS, LLC	20	34,697	5,214	13%	39,931
UF HEALTH JACKSONVILLE	54	35,353	4,070	10%	39,477
ECCO LAB GROUP CO	532	33,039	4,676	12%	38,247
ORANGE COUNTY CONVENTION CENTER		33,330	3,707	10%	37,037
MIAMI DADE COUNTY		32,091	3,527	10%	35,618
WALGREENS	36	29,783	5,505	16%	35,324
INTEGRATED REGIONAL LABORATORIES LLP	10	30,056	4,292	12%	34,358
MOUNT SINAI MEDICAL CENTER	11	30,747	3,287	10%	34,045
NORTH FLORIDA REGIONAL MEDICAL CENTER		30,504	3,520	10%	34,024
ST JOSEPHS HOSPITAL LABORATORY	23	29,168	3,684	11%	32,875
BRANDON REGIONAL HOSPITAL		29,102	3,748	11%	32,850
JUPITER MEDICAL CENTER LAB	84	28,966	2,814	9%	31,864
STS LAB 2 LLC	6	30,001	1,590	5%	31,597
GENESIS MEDICAL LABORATORY	426	25,856	4,651	15%	30,933
NIGHT LITE PEDIATRIC CENTER LLC		27,581	2,941	10%	30,522
JFK MEDICAL CENTER LAB	1	26,373	3,375	11%	29,749
AMELIA EARHART		25,630	3,963	13%	29,593
PALMETTO GENERAL HOSPITAL LAB	3	24,388	4,810	16%	29,201
WATSON CLINIC LLP		23,222	5,349	19%	28,571
HOLY CROSS HOSPITAL CLINICAL LAB	1	26,090	2,463	9%	28,554
AVENTUS BIO LABS	16	23,424	3,320	12%	26,760
MALABAR MEDICAL WALK IN CLINIC	1	22,177	4,373	16%	26,551
HEALTHLINK DIAGNOSTIC LABORATORIES	296	23,578	2,399	9%	26,273
INFINITY BIOLOGIX LLC (GINKO BIOWORKS)	105	24,635	1,144	4%	25,884
ACCESS DX LABORATORY	225	22,693	2,098	8%	25,016
MORTON PLANT HOSPITAL-ADLER INSTITUTE	26	21,453	2,595	11%	24,074

COVID-19: testing by laboratory

Data through Mar 30, 2021 verified as of Mar 31, 2021 at 09:25 AM

Data in this report are provisional and subject to change.

The numbers in the table below represent the number of Florida and non-Florida residents for whom test results were received by the Department of Health. A person can be tested by more than one laboratory and can have both positive and negative results. **Therefore, the sum of the numbers in each column will be larger than the total number of people tested.**

Reporting lab	Inconclusive	Negative	Positive	Percent positive	Total
PANCARE OF FLORIDA INC		20,759	2,512	11%	23,271
CLEVELAND CLINIC HOSPITAL LAB	4	20,782	2,419	10%	23,205
LAB DIAGNOSTICS LLC	393	17,384	5,343	23%	23,120
CLEVELAND CLINIC TRADITION HOSPITAL		21,393	1,597	7%	22,990
DRS CLACK SPENCER WHITE & MCCORMACK PA D/B/A		20,708	2,059	9%	22,767
SAINT MARY'S MEDICAL CENTER	25	20,294	2,290	10%	22,609
STATLAB_MOBILE	1	20,393	2,059	9%	22,453
UNITED CLINICAL LABORATORY LLC	3	19,617	2,566	12%	22,186
NAPLES COMMUNITY HOSPITAL	72	19,735	2,043	9%	21,850
PATIENTS FIRST LAKE ELLA MEDICAL CENTER PA		17,890	3,281	15%	21,171
BAYFRONT HEALTH - ST PETERSBURG	17	18,417	2,515	12%	20,949
ADVENT HEALTH - DAYTONA BEACH	32	18,890	1,714	8%	20,636
EXACT SCIENCES LABORATORIES		18,177	2,307	11%	20,484
OSCEOLA REGIONAL MEDICAL CENTER	1	17,163	2,382	12%	19,546
LEESBURG REGIONAL MEDICAL CENTER		16,878	2,312	12%	19,190
HOMESTEAD HOSPITAL CLINICAL LABORATORY	27	15,607	3,317	18%	18,951
MIAMI BEACH CONVENTION CENTER		17,726	1,210	6%	18,936
CLARITY LAB SOLUTIONS	97	16,456	1,969	11%	18,522
MEMORIAL HOSPITAL JACKSONVILLE	8	15,596	2,777	15%	18,381
NORTHWEST MEDICAL CENTER	1	15,957	2,206	12%	18,164
ORANGE PARK MEDICAL CENTER	9	14,839	2,703	15%	17,551
HEALTH CENTER AT SINAI RESIDENCES		16,930	506	3%	17,436
INDIAN RIVER PATHOLOGY LLC		16,078	1,281	7%	17,359
BIOCERNA LABS	461	14,582	2,112	12%	17,155
BETHESDA HOSPITAL EAST		15,561	1,554	9%	17,115
OAK HILL HOSPITAL		15,143	1,865	11%	17,008
DELRAY MEDICAL CENTER LAB	3	15,210	1,706	10%	16,919
VISTA CLINICAL DIAGNOSTICS	489	14,549	1,837	11%	16,875
ACCESS MEDICAL LABORATORIES	4	8,627	8,117	48%	16,748
LAWNWOOD REGIONAL MEDICAL CENTER	1	14,352	2,265	14%	16,618
MEMORIAL REGIONAL HOSPITAL CLINICAL LABORATORY	10	15,421	1,029	6%	16,460
WEST KENDALL BAPTIST HOSPITAL	14	13,278	3,035	19%	16,327
WELLINGTON REGIONAL MED CTR LAB	6	14,468	1,798	11%	16,272
FULGENT DIAGNOSTICS	171	14,902	990	6%	16,063
BAPTIST HEALTH - SOUTH		14,788	1,230	8%	16,018
THE HEALTHCARE DISTRICT OF PALM BEACH COUNTY	51	13,903	1,981	12%	15,935
ADVENTHEALTH CENTRA CARE LAKE BUENA VISTA		13,860	1,823	12%	15,683
LARGO MEDICAL CENTER		13,961	1,672	11%	15,633
WINTER HAVEN HOSPITAL CLINICAL LABORATORY	4	13,220	2,342	15%	15,566
BAPTIST HEALTHCARE - BAPTIST HOSPITAL	5	12,145	3,214	21%	15,364
MOLECULAR INFECTIOUS DISEASES	545	14,052	576	4%	15,173
UHEALTH CORAL GABLES/LENNAR MED CTR	44	14,124	989	7%	15,157
LEE HEALTH - LEE MEMORIAL HOSPITAL		11,512	3,642	24%	15,154
NEMOURS CHILDRENS HOSPITAL	1	14,113	854	6%	14,968
PRIVA PATH LABS	78	13,870	952	6%	14,900

COVID-19: testing by laboratory

Data through Mar 30, 2021 verified as of Mar 31, 2021 at 09:25 AM

Data in this report are provisional and subject to change.

The numbers in the table below represent the number of Florida and non-Florida residents for whom test results were received by the Department of Health. A person can be tested by more than one laboratory and can have both positive and negative results. **Therefore, the sum of the numbers in each column will be larger than the total number of people tested.**

Reporting lab	Inconclusive	Negative	Positive	Percent positive	Total
MEDRITE MEDICAL CARE, PC	6,839	7,324	702	5%	14,865
MEDICAL CENTER OF TRINITY CLINICAL LABORATORY	2	13,323	1,507	10%	14,832
SYNERGY DIAGNOSTIC LABORATORY	98	12,998	1,727	12%	14,823
WEST FLORIDA HOSPITAL LAB	1	11,745	3,052	21%	14,798
PALMS WEST HOSPITAL LAB	2	12,791	1,985	13%	14,778
NONA SCIENTIFIC	5	11,509	3,141	21%	14,655
CARDIOPATH	84	12,669	1,860	13%	14,613
INDIAN RIVER MEDICAL CENTER LAB		13,669	852	6%	14,521
WESTSIDE REGIONAL MED CTR	2	12,178	2,087	15%	14,267
GOOD SAMARITAN MEDICAL CENTER LAB	2	12,422	1,807	13%	14,231
MERCY HOSPITAL A CAMPUS OF PLANTATION GEN HOSP LAB	1	11,983	2,158	15%	14,142
LABS ASAP LLC		12,797	1,312	9%	14,109
REGIONAL MEDCIAL CENTER BAYONET POINT	2	12,752	1,082	8%	13,836
NATIONWIDE LABORATORY SERVICES INC	469	11,662	1,595	12%	13,726
THE VILLAGES REGIONAL HOSPITAL		12,291	1,380	10%	13,671
GULF COAST MEDICAL CENTER MICROLAB		10,687	2,853	21%	13,540
AVENTURA HOSPITAL LAB		10,615	2,450	19%	13,065
CORAL GABLES HOSPITAL CLINICAL LABORATORY		11,059	1,973	15%	13,032
ST ANTHONY'S HOSPITAL LAB	30	11,266	1,577	12%	12,873
CAPITAL REGIONAL MEDICAL CTR		10,401	2,399	19%	12,800
BAPTIST HEALTH SOUTH FLORIDA - WEST KENDALL URGENT CARE		10,658	2,067	16%	12,725
BLAKE MEDICAL CENTER		11,186	1,524	12%	12,710
HALIFAX MEDICAL CENTER LAB	38	10,796	1,844	15%	12,678
WEST BOCA MEDICAL CENTER LAB		11,724	938	7%	12,662
MANATEE MEMORIAL HOSPITAL		11,384	1,057	8%	12,441
PRECISION HEALTH RESOURCES LLC		11,632	775	6%	12,407
LEE HEALTH - HEALTH PARK MEDICAL CENTER		10,436	1,945	16%	12,381
GENOVA DIAGNOSTICS LABORATORY	66	11,071	1,086	9%	12,223
PALM BEACH GARDENS MEDICAL CTR LAB		11,010	1,191	10%	12,201
FLORIDA LABORATORY ANALYSIS		10,647	1,501	12%	12,148
LAKE CITY HM		11,147	988	8%	12,135
ST JOSEPHS HOSPITAL	18	10,394	1,697	14%	12,109
BINAXNOW	9	9,178	2,873	24%	12,060
PWN HEALTH	17	9,886	2,075	17%	11,978
PATHNOSTICS	41	9,484	2,410	20%	11,935
FLORIDA HOSPITAL WATERMAN LABORATORY	70	10,997	862	7%	11,929
LARKIN COMMUNITY HOSPITAL	10	10,191	1,518	13%	11,719
ST MARKS HOSPITAL LABORATORY B	78	10,627	1,002	9%	11,707
FLORIDA HOSPITAL HEARTLAND MED CTR CLINICAL LAB	33	10,137	1,458	13%	11,628
LAKE CITY MEDICAL CENTER		9,305	2,229	19%	11,534
PLANTATION GENERAL HOSPITAL		9,775	1,757	15%	11,532
COAST DIAGNOSTICS LLC	45	10,212	1,241	11%	11,498
PHYSICIANS REGIONAL MEDICAL CENTER - PINE RIDGE RD	1	10,132	1,172	10%	11,305
VIKOR SCIENTIFIC	49	9,360	1,826	16%	11,235
MEASE COUNTRYSIDE LAB	14	9,948	1,250	11%	11,212
FLORIDA MEDICAL CENTER - A CAMPUS OF NORTH SHORE	2	9,778	1,334	12%	11,114
EXPRESS GENE MOLECULAR DIAGNOSTICS LABORATORY		9,583	1,484	13%	11,067

COVID-19: testing by laboratory

Data through Mar 30, 2021 verified as of Mar 31, 2021 at 09:25 AM

Data in this report are provisional and subject to change.

The numbers in the table below represent the number of Florida and non-Florida residents for whom test results were received by the Department of Health. A person can be tested by more than one laboratory and can have both positive and negative results. **Therefore, the sum of the numbers in each column will be larger than the total number of people tested.**

Reporting lab	Inconclusive	Negative	Positive	Percent positive	Total
ADVENT HEALTH - WESLEY CHAPEL	14	9,939	1,021	9%	10,974
AMERICAN FAMILY CARE	1	6,475	4,463	41%	10,939
CernerELR_Advent		9,545	1,365	13%	10,910
CENTRAL FLORIDA REGIONAL HOSPITAL		9,760	1,140	10%	10,900
DOCTORS HOSPITAL	7	9,109	1,729	16%	10,845
ADVENTHEALTH CENTRA CARE WATERFORD LAKES		8,988	1,732	16%	10,720
NORTHSIDE HOSPITAL AND HEART INSTITUTE		9,645	1,065	10%	10,710
LEON MEDICAL CENTERS LLC		8,365	2,164	21%	10,529
SARKIS CLINICAL TRIALS	25	9,150	1,293	12%	10,468
JOHNS HOPKINS ALL CHILDREN'S HOSPITAL		9,787	672	6%	10,459
CORAL SPRINGS MED CTR		9,434	1,013	10%	10,447
LARKIN COMMUNITY HOSPITAL INC DBA CARDIOTROPIC		6,819	3,620	35%	10,439
NCF DIAGNOSTICS & DNA TECHNOLOGIES LAB	164	9,748	519	5%	10,431
FLORIDA HOSPITAL DELAND	10	9,125	1,257	12%	10,392
LABSTAT LLC	14	9,621	459	5%	10,094
BAPTIST HEALTH SOUTH FLORIDA - COUNTRY WALK URGENT CARE		8,313	1,754	17%	10,067
HEALTHQUEST ESOTERICS		8,561	1,506	15%	10,067
WEST PALM HOSPITAL LAB		9,162	765	8%	9,927
ADVENTHEALTH CENTRA CARE ST CLOUD	1	8,515	1,353	14%	9,869
SRQ DRIVE THROUGH		8,944	905	9%	9,849
AVECINA MEDICAL	4	6,204	3,640	37%	9,848
P4 CLINICAL, LLC	204	8,604	962	10%	9,770
AVECINA	20	9,006	704	7%	9,730
PALM BEACH BALL PARK		8,607	1,026	11%	9,633
SYNERGY LABORATORIES	33	8,440	1,140	12%	9,613
MEDARBOR DIAGNOSTICS	1	8,450	1,141	12%	9,592
BOSTON HEART DIAGNOSTICS CORP		8,363	1,203	13%	9,566
OCALA REGIONAL MEDICAL CENTER		8,339	1,215	13%	9,554
BROWARD HEALTH NORTH CLINICAL LABORATORY		8,392	1,058	11%	9,450
NORTH SHORE MEDICAL CENTER		7,795	1,568	17%	9,363
FLORIDA HOSPITAL FLAGLER	29	8,404	871	9%	9,304
H LEE MOFFITT CANCER CENTER LABORATORY	2	8,998	242	3%	9,242
FLORIDA HOSPITAL ZEPHYRHILLS	10	8,153	1,018	11%	9,181
LEE HEALTH - GULF COAST MEDICAL CENTER	2	7,421	1,751	19%	9,174
FLORIDA HOSPITAL OF CARROLLWOOD	23	7,835	1,275	14%	9,133
INFORM DIAGNOSTICS, INC		8,477	506	6%	8,983
CERNERELR_BAYCARE	43	8,320	616	7%	8,979
SANTA ROSA MEDICAL CENTER	2	7,442	1,479	17%	8,923
GENE BY GENE, GENOMICS RESEARCH CENTER LAB	44	8,245	566	6%	8,855
BAPTIST HEALTH - BEACHES		8,112	656	7%	8,768
CLEVELAND CLINIC MARTIN SOUTH HOSPITAL	1	7,661	925	11%	8,587
BAPTIST HEALTH SOUTH FLORIDA - MIAMI LAKES URGENT CARE		6,731	1,827	21%	8,558
SOUTH BAY HOSPITAL CLINICAL LAB	1	7,634	897	11%	8,532
ANNE BATES LEACH EYE HOSPITAL/ ABLEH MICROBIOLOGY LABORATORY	9	8,378	119	1%	8,506
BAYCARE COMMUNITY HEALTH		8,277	197	2%	8,474
ADVENTHEALTH CENTRA CARE UNIVERSITY	1	7,495	958	11%	8,454
MEMORIAL HOSPITAL WEST LABORATORY SERVICES	14	7,672	761	9%	8,447

COVID-19: testing by laboratory

Data through Mar 30, 2021 verified as of Mar 31, 2021 at 09:25 AM

Data in this report are provisional and subject to change.

The numbers in the table below represent the number of Florida and non-Florida residents for whom test results were received by the Department of Health. A person can be tested by more than one laboratory and can have both positive and negative results. **Therefore, the sum of the numbers in each column will be larger than the total number of people tested.**

Reporting lab	Inconclusive	Negative	Positive	Percent positive	Total
ADVENTHEALTH CENTRA CARE CLERMONT		7,295	1,151	14%	8,446
CLEVELAND CLINIC MARTIN NORTH HOSPITAL		7,401	921	11%	8,322
POINCIANA MEDICAL CENTER		6,551	1,763	21%	8,314
AVECINA MEDICAL OAKLEAF	3	6,977	1,330	16%	8,310
MEMORIAL HOSPITAL MICRO		7,726	546	7%	8,272
CERNERELR_BAPTISTMIAMI	31	7,313	862	11%	8,206
ADVENTHEALTH CENTRA CARE WINTER GARDEN	1	7,276	925	11%	8,202
ADVENTHEALTH CENTRA CARE WINTER PARK		7,359	840	10%	8,199
NCH DOWNTOWN NAPLES HOSPITAL	15	7,442	674	8%	8,131
INDIAN RIVER MEDICAL CENTER		7,128	973	12%	8,101
WEST MARION COMMUINITY HOSPITAL LAB		6,759	1,328	16%	8,087
ISPM LABS, LLC DBA CAPSTONE DIAGNOSTICS, LLC		7,666	393	5%	8,059
ST LUCIE MEDICAL CENTER		6,520	1,515	19%	8,035
FLORIDA HOSPITAL OCALA		6,996	965	12%	7,961
KD MEDICAL CHOICE LLC	5	7,086	733	9%	7,824
ADVENTHEALTH CENTRA CARE LAKE LAND	1	6,791	1,028	13%	7,820
LAKEWOOD RANCH MEDICAL CENTER		7,206	606	8%	7,812
FLORIDA HOSPITAL FISH MEMORIAL	19	6,576	1,155	15%	7,750
MORTON PLANT-MEASE	5	6,922	737	10%	7,664
ARCPPOINT LABS OF FORT MYERS	4	6,667	915	12%	7,586
ADVENTHEALTH CENTRA CARE LEE ROAD		6,794	785	10%	7,579
NCH NORTH NAPLES HOSPITAL LAB	15	6,733	830	11%	7,578
ATLANTIS URGENT CARE	12	5,885	1,665	22%	7,562
FAU		6,900	539	7%	7,439
BAPTIST HEALTH SOUTH FLORIDA - WESTCHESTER URGENT CARE		6,107	1,317	18%	7,424
NCH NORTH NAPLES HOSPITAL	8	6,667	735	10%	7,410
ADVENTHEALTH CENTRA CARE DR PHILLIPS		6,653	702	10%	7,355
ADVENTHEALTH CENTRA CARE HUNTERS CREEK	3	6,352	966	13%	7,321
HIALEAH HOSPITAL	4	5,639	1,579	22%	7,222
BAYFRONT HEALTH - PORT CHARLOTTE		6,631	552	8%	7,183
ADVENTHEALTH CENTRA CARE SANFORD		6,307	850	12%	7,157
LEE DAVIS COMMUNITY RESOURCE CENTER		6,154	955	13%	7,109
QDX PATHOLOGY SERVICES	2	6,684	403	6%	7,089
BAPTIST HEALTH SOUTH FLORIDA - DORAL URGENT CARE		5,694	1,381	20%	7,075
ADVENTHEALTH CENTRA CARE LAKE MARY	2	6,083	899	13%	6,984
OVIDO MEDICAL CENTER		6,265	710	10%	6,975
ADVENTHEALTH CENTRA CARE MOUNT DORA		5,852	1,076	16%	6,928
ADVENTHEALTH CENTRA CARE APOPKA	1	5,936	975	14%	6,912
BAPTIST HEALTH - NASSAU		6,545	358	5%	6,903
HOLIDAY CVS LLC		6,530	366	5%	6,896
AVERO DIAGNOSTICS - IRVING	11	6,408	472	7%	6,891
COMMUNITY HEALTH CENTERS OF PINELLAS INC		5,506	1,346	20%	6,852
LUMINUS DIAGNOSTICS		6,278	556	8%	6,834
MEDEXPRESS URGENT CARE	2	4,670	2,126	31%	6,798
ADVENTHEALTH CENTRA CARE KISSIMMEE		6,113	671	10%	6,784
ADVENTIST HEALTH SYSTEMS, SUNBELT INC		5,891	882	13%	6,773
MEDEXPRESS URGENT CARE OF BOYNTON BEACH LLC		6,231	528	8%	6,759

COVID-19: testing by laboratory

Data through Mar 30, 2021 verified as of Mar 31, 2021 at 09:25 AM

Data in this report are provisional and subject to change.

The numbers in the table below represent the number of Florida and non-Florida residents for whom test results were received by the Department of Health. A person can be tested by more than one laboratory and can have both positive and negative results. **Therefore, the sum of the numbers in each column will be larger than the total number of people tested.**

Reporting lab	Inconclusive	Negative	Positive	Percent positive	Total
IMPERIAL POINT MEDICAL CENTER		6,125	574	9%	6,699
UNKNOWN	4	3,485	3,196	48%	6,685
VISTA CLINICAL	8	3,880	2,716	41%	6,604
ST PETERSBURG GENERAL HOSPITAL		5,589	972	15%	6,561
EGLIN AIR FORCE BASE	14	4,843	1,644	25%	6,501
LEE HEALTH CONVENIENT CARE - PAGE FIELD		5,766	734	11%	6,500
EMPIRE CITY LABORATORIES INC	80	5,493	899	14%	6,472
SUNCOAST PATHOLOGY ASSOCIATES		5,910	553	9%	6,463
ST JOSEPHS NORTH HOSPITAL LAB	7	5,510	924	14%	6,441
SOLARIS DIAGNOSTICS	10	5,817	580	9%	6,407
ADVENTHEALTH CENTRA CARE ALTAMONTE		5,592	798	12%	6,390
PARAMOUNT URGENT CARE	2	3,346	3,010	47%	6,358
EMERALD COAST URGENT CARE		4,891	1,467	23%	6,358
CLINICAL REFERENCE LABORATORY	2	6,004	315	5%	6,321
FORT WALTON BEACH MEDICAL CENTER		5,415	904	14%	6,319
DYNIX DIAGNOSTIX		5,734	578	9%	6,312
MEDEXPRESS URGENT CARE HUDSON		5,414	856	14%	6,270
ACUTIS DIAGNOSTICS	81	4,982	1,056	17%	6,119
FLORIDA HOSPITAL NORTH PINELLAS	11	5,567	490	8%	6,068
ADVENTHEALTH EXPRESS CARE		4,996	1,052	17%	6,048
ADVENTHEALTH CENTRA CARE AZALEA PARK		5,174	847	14%	6,021
AHCC WESLEY CHAPEL		5,346	667	11%	6,013
BAPTIST HEALTH SOUTH FLORIDA - PEMBROKE PINES URGENT CARE		4,942	1,001	17%	5,943
NORTHWEST FLORIDA COMMUNITY HOSPITAL	45	4,445	1,436	24%	5,926
BAYFRONT HEALTH - VENICE REGIONAL MEDICAL	1	5,374	537	9%	5,912
MICROGEN DX	4	5,195	707	12%	5,906
ADVENTHEALTH CENTRA CARE OVIEDO		5,034	835	14%	5,869
ANGEL KIDS PEDIATRICS		5,461	317	5%	5,778
URGENT CARE OF THE PALM BEACHES		4,825	925	16%	5,750
ADVENT HEALTH - HEART OF FLORIDA ER	1	4,956	772	13%	5,729
FLORIDA COMMUNITY HEALTH CENTER		4,569	1,153	20%	5,722
PRO CLINIC		4,624	1,076	19%	5,700
MINUTECLINIC		4,878	808	14%	5,686
PUTNAM COMMUNITY MEDICAL CENTER		4,972	703	12%	5,675
SOUTH FLORIDA BAPTIST HOSPITAL MICRO	4	4,718	935	17%	5,657
DOCTORS URGENT CARE LLC	1	4,601	1,045	19%	5,647
MINUTECLINIC LLC		4,745	822	15%	5,567
MINUTECLINIC LLC #3703		4,567	995	18%	5,562
SUNRISE MEDICAL LABORATORIES	2	5,152	387	7%	5,541
COASTAL MED URGENT CARE		4,021	1,519	27%	5,540
ADVENTHEALTH CENTRA CARE LONGWOOD		4,839	673	12%	5,512
TROPICANA FIELD - LOT 2	19	4,935	493	9%	5,447
ADVENTHEALTH CENTRA CARE SOUTH ORANGE		4,671	764	14%	5,435
ADVENTHEALTH CENTRA CARE ORANGE LAKE		4,768	622	12%	5,390
MEDICAL DNA LABS LLC	3	4,912	472	9%	5,387
HEALTH FIRST ADVENTHEALTH CENTRA CARE - TITUSVILLE		4,541	812	15%	5,353
FLORIDA FAMILY LABORATORY, INC DBA	44	4,856	428	8%	5,328

COVID-19: testing by laboratory

Data through Mar 30, 2021 verified as of Mar 31, 2021 at 09:25 AM

Data in this report are provisional and subject to change.

The numbers in the table below represent the number of Florida and non-Florida residents for whom test results were received by the Department of Health. A person can be tested by more than one laboratory and can have both positive and negative results. **Therefore, the sum of the numbers in each column will be larger than the total number of people tested.**

Reporting lab	Inconclusive	Negative	Positive	Percent positive	Total
DOCTORS URGENT CARE OF LUTZ LLC	1	4,281	1,030	19%	5,312
MINUTECLINIC LLC #1067		4,594	712	13%	5,306
LABORATORY OF FLORIDA LLC	41	4,836	423	8%	5,300
ADVENTHEALTH CENTRA CARE PORT ORANGE		4,453	841	16%	5,294
UNIVERSITY HOSPITAL AND MEDICAL CENTER		4,029	1,249	24%	5,278
ESCAMBIA COMMUNITY CLINICS INC	8	3,990	1,280	24%	5,278
BAPTIST HEALTH SOUTH FLORIDA - CORAL SPRINGS URGENT CARE		4,520	754	14%	5,274
MARTIN HOSPITAL SOUTH LAB		4,966	290	6%	5,256
MEDEXPRESS URGENT CARE - ROYAL PALM BEACH		4,678	559	11%	5,237
URGENT CARE CURE	2	4,486	726	14%	5,214
BAPTIST HEALTH - NORTH		4,119	1,090	21%	5,209
ADVENTHEALTH CENTRA CARE SAND LAKE		4,645	547	11%	5,192
MEDCOMP SCIENCES LLC	120	3,086	1,969	38%	5,175
MEDEXPRESS URGENT CARE - ESTERO		4,646	528	10%	5,174
MINUTECLINIC LLC #8396		4,413	757	15%	5,170
PALMS OF PASADENA HOSPITAL		4,616	547	11%	5,163
ADVENTHEALTH CENTRA CARE LEESBURG		4,171	930	18%	5,101
TRINITY SPRINGS		4,372	729	14%	5,101
MEDEXPRESS URGENT CARE - GOLDEN GATE		4,510	585	11%	5,095
THE CENTER FOR URGENT CARE	3	4,234	823	16%	5,060
BAPTIST HEALTH SOUTH FLORIDA - KENDALE LAKES URGENT CARE		4,070	979	19%	5,049
WESTCHESTER HOSPITAL	23	4,089	926	18%	5,038
DOCTORS HOSPITAL OF SARASOTA CLINICAL LABORATORY		4,384	630	13%	5,014
BAPTIST HEALTH SOUTH FLORIDA - TAMiami TRAIL URGENT CARE		4,042	972	19%	5,014
HEALTH FIRST ADVENTHEALTH CENTRA CARE GATEWAY	1	4,502	499	10%	5,002
MEDEXPRESS URGENT CARE PALM BEACH GARDENS		4,542	438	9%	4,980
HOLMES REG MED CENTER CLINICAL LAB		4,385	592	12%	4,977
PEDIATRIC HEALTH CARE ALLIANCE PA		4,525	412	8%	4,937
TALLAHASSEE PRIMARY CARE ASSOCIATES		4,343	590	12%	4,933
WELLINGTON REGIONAL MEDICAL CENTER		4,508	390	8%	4,898
RAULERSON HOSPITAL		4,059	813	17%	4,872
ALTRU DIAGNOSTICS INC	2	4,609	169	4%	4,780
BAPTIST HEALTH SOUTH FLORIDA - CORAL GABLES (UNIVERSITY) URGENT CARE		4,108	660	14%	4,768
BAPTIST HEALTH SOUTH FLORIDA - PINECREST URGENT CARE		4,079	665	14%	4,744
SPORTS DRUG TESTING LABORATORY	78	4,525	140	3%	4,743
BAPTIST HEALTH SOUTH FLORIDA - CORAL GABLES URGENT CARE		3,923	792	17%	4,715
PARAMOUNT URGENT CARE - WINDERMERE	2	3,092	1,605	34%	4,699
MEDEXPRESS URGENT CARE - LAKELAND		4,066	557	12%	4,623
NIGHT LITE PEDIATRICS	4	3,343	1,257	27%	4,604
PREMIER MEDICAL	2	4,492	94	2%	4,588
BAYFRONT HEALTH - SEVEN RIVERS		4,177	393	9%	4,570
BAPTIST HEALTH SOUTH FLORIDA - PALMETTO BAY URGENT CARE		3,838	727	16%	4,565
MEASE DUNEDIN HOSPITAL	5	4,085	474	10%	4,564
BETHESDA HOSPITAL WEST		4,058	465	10%	4,523
MOFFITT CANCER CENTER	6	4,401	97	2%	4,504
ASCENSION SACRED HEART - EMERALD COAST		3,756	740	16%	4,496
MINUTECLINIC LLC # 0709		3,753	681	15%	4,434

COVID-19: testing by laboratory

Data through Mar 30, 2021 verified as of Mar 31, 2021 at 09:25 AM

Data in this report are provisional and subject to change.

The numbers in the table below represent the number of Florida and non-Florida residents for whom test results were received by the Department of Health. A person can be tested by more than one laboratory and can have both positive and negative results. **Therefore, the sum of the numbers in each column will be larger than the total number of people tested.**

Reporting lab	Inconclusive	Negative	Positive	Percent positive	Total
BAYFRONT HEALTH - BROOKSVILLE		3,896	488	11%	4,384
VENTURE MEDICAL OF FLORIDA LLC		4,046	331	8%	4,377
MINUTE CLINIC LLC		3,813	562	13%	4,375
ADVENTHEALTH PROMPT CARE	2	3,136	1,171	27%	4,309
PREMIER URGENT CARE OF BREVARD LLC	4	3,767	533	12%	4,304
PHARMCO RX	2	4,020	266	6%	4,288
ADVENTHEALTH CENTRA CARE COLONIAL TOWN	2	3,821	451	11%	4,274
PALMS MEDICAL GROUP	5	2,966	1,301	30%	4,272
TWIN CITIES HOSPITAL	1	3,733	513	12%	4,247
MEMORIAL HOSPITAL- MIRAMAR	12	3,888	317	8%	4,217
US BIOTEK LABORATORIES	15	3,827	368	9%	4,210
GENESIS DIAGNOSTICS		3,935	244	6%	4,179
BAYA PHARMACY & URGENT CARE		3,074	1,099	26%	4,173
DESOTO MEMORIAL HOSPITAL	3	3,414	744	18%	4,161
BAYFRONT HEALTH - PUNTA GORDA		3,852	306	7%	4,158
AMELIA URGENT CARE		2,525	1,613	39%	4,138
ENGLEWOOD COMMUNITY HOSPITAL		3,748	361	9%	4,109
DOCTORS TEST CENTERS		3,642	464	11%	4,106
ACCU REFERENCE MEDICAL LAB	9	3,276	787	19%	4,072
NIGHT LITE PEDIATRICS URGENT CARE	1	3,417	649	16%	4,067
BAYFRONT HEALTH - SPRING HILL		3,698	337	8%	4,035
ADVENTHEALTH CENTRA CARE		3,573	443	11%	4,016
ADVENTIST HEALTH SYSTEMS SUNBELT IN DBA		3,513	448	11%	3,961
LAKESIDE MEDICAL CENTER		3,142	811	21%	3,953
MEDEXPRESS URGENT CARE CAPE CORAL		3,369	549	14%	3,918
QUICK CARE MED PL	2	3,209	663	17%	3,874
MC DIAGNOSTIC OF CONNECTICUT, PC #2220		3,271	525	14%	3,796
MINUTECLINIC LLC #3463		3,168	606	16%	3,774
MINUTECLINIC LLC #3631		3,190	567	15%	3,757
BAPTIST HEALTH SOUTH FLORIDA - DAVIE URGENT CARE		3,092	664	18%	3,756
SIPARADIGM LLC	54	3,433	256	7%	3,743
MINUTECLINIC LLC 5852		3,172	533	14%	3,705
MINUTECLINIC LLC #5253		3,015	609	17%	3,624
BAPTIST HEALTH SOUTH FLORIDA - WESTON URGENT CARE		3,165	457	13%	3,622
CLARITY LAB SOLUTIONS LLC		3,608	4	0%	3,612
MINUTECLINIC LLC #5249		2,923	687	19%	3,610
MEDEXPRESS URGENT CARE LEHIGH ACRES		3,094	476	13%	3,570
PROHEALTH	3	1,964	1,576	44%	3,543
HIGHLANDS REGIONAL MEDICAL CENTER		2,776	767	22%	3,543
HEALTH FIRST ADVENTHEALTH CENTRA CARE COCOA		3,162	343	10%	3,505
BARTOW REGIONAL MEDICAL CENTER	1	2,955	546	16%	3,502
PARAMOUNT URGENT CARE INC		1,447	2,034	58%	3,481
MINUTECLINIC LLC #5190		2,852	613	18%	3,465
VERILY LIFE SCIENCES	1	3,385	46	1%	3,432
PRECISION HEALTH SOLUTIONS		3,259	172	5%	3,431
MIDWAY SPECIALTY CARE CENTER DIAGNOSTICS	38	3,144	238	7%	3,420
BRASHEAR'S VITAL CARE CORP		2,686	707	21%	3,393

COVID-19: testing by laboratory

Data through Mar 30, 2021 verified as of Mar 31, 2021 at 09:25 AM

Data in this report are provisional and subject to change.

The numbers in the table below represent the number of Florida and non-Florida residents for whom test results were received by the Department of Health. A person can be tested by more than one laboratory and can have both positive and negative results. **Therefore, the sum of the numbers in each column will be larger than the total number of people tested.**

Reporting lab	Inconclusive	Negative	Positive	Percent positive	Total
IMMOKALEE CHD		3,155	234	7%	3,389
BAPTIST HEALTH URGENT CARE AT SAWGRASS		2,803	567	17%	3,370
BAPTIST HEALTH SOUTH FLORIDA - BRICKELL URGENT CARE		2,788	578	17%	3,366
MINUTECLINIC LLC #5854		2,816	545	16%	3,361
CARENOW URGENT CARE		2,073	1,287	38%	3,360
ADVENTHEALTH CENTRA CARE WINTER HAVEN	1	2,467	856	26%	3,324
HEALTH FIRST ADVENTHEALTH CENTRA CARE MALABAR		2,996	322	10%	3,318
ADVENTHEALTH CENTRA CARE KIDS LAKE MARY		3,060	246	7%	3,306
ADVENT HEALTH - NEW SMYRNA		2,695	605	18%	3,300
MEDEXPRESS URGENT CARE - DELAND		2,930	351	11%	3,281
ADVENT HEALTH CENTRA CARE -WINTER PARK KIDS URGENT CARE	4	2,952	270	8%	3,226
LOWER KEYS MEDICAL CENTER		2,914	288	9%	3,202
SELECT LABORATORIES - MARION COUNTY, FL LLC	5	2,868	307	10%	3,180
MINUTECLINIC LLC #4415		2,694	483	15%	3,177
WALGREEN CO	2	2,817	354	11%	3,173
MINUTECLINIC LLC #3662		2,694	472	15%	3,166
HOLIDAY CVS LLC DBA CVS PHARMACY #5154		3,076	89	3%	3,165
BAYFRONTVENICEREGIONAL		3,058	100	3%	3,158
PRIMEHEALTH URGENT CARE INC		2,672	458	15%	3,130
MEDONE PLLC		2,382	746	24%	3,128
MEDEXPRESS URGENT CARE - VERO BEACH		2,709	408	13%	3,117
PARAMOUNT URGENT CARE - ORLANDO		2,121	963	31%	3,084
MINUTECLINIC LLC #7886		2,677	401	13%	3,078
BMCT Molecular Diagnostics Subsection		2,546	507	17%	3,053
MINUTECLINIC LLC #5214		2,620	431	14%	3,051
MEMORIAL HOSPITAL PEMBROKE	3	2,696	348	11%	3,047
MINUTECLINIC LLC #7887		2,653	387	13%	3,040
MINUTECLINIC LLC #1771		2,566	465	15%	3,031
MINUTECLINIC LLC # 3930		2,620	403	13%	3,023
BAPTIST HEALTH EMERGENCY CENTER COUNTRY WALK	1	2,556	461	15%	3,018
MINUTECLINIC, LLC #4015		2,384	633	21%	3,017
MARINERS HOSPITAL	1	2,721	286	10%	3,008
MEDIPATH LLC		2,604	397	13%	3,001
MINUTECLINIC LLC #4458		2,492	506	17%	2,998
BAPTIST HEALTH - CLAY		2,599	398	13%	2,997
MINUTECLINIC LLC # 0514		2,614	363	12%	2,977
VETERANS AFFAIRS MEDICAL CENTER - ORLANDO	1	1,343	1,617	55%	2,961
MINUTECLINIC LLC #3814		2,512	446	15%	2,958
ACCESS POINT HEALTHCARE URGENT & PRIMARY CARE	2	2,261	682	23%	2,945
MINUTECLINIC LLC #7225		2,516	425	14%	2,941
GESSLER CLINIC	2	2,011	920	31%	2,933
EXACT SCIENCES LABORATORIES, LLC		2,660	259	9%	2,919
MARION E FETHER MEDICAL CENTER, THE		2,661	244	8%	2,905
SCION LAB SERVICES LLC	26	2,664	208	7%	2,898
MINUTECLINIC LLC # 3686		2,493	402	14%	2,895
STONE CLINICAL LABORATORIES		2,790	96	3%	2,886
WALGREENS ORLANDO	3	2,538	340	12%	2,881

COVID-19: testing by laboratory

Data through Mar 30, 2021 verified as of Mar 31, 2021 at 09:25 AM

Data in this report are provisional and subject to change.

The numbers in the table below represent the number of Florida and non-Florida residents for whom test results were received by the Department of Health. A person can be tested by more than one laboratory and can have both positive and negative results. **Therefore, the sum of the numbers in each column will be larger than the total number of people tested.**

Reporting lab	Inconclusive	Negative	Positive	Percent positive	Total
KEYS AHEC SCHOOL MEDICAL CLINIC	15	2,730	126	4%	2,871
PHYSICIANS REGIONAL MEDICAL CENTER - COLLIER BLVD	1	2,089	781	27%	2,871
NXGEN MDX LLC	5	2,553	308	11%	2,866
BLUE MED CONSULTANTS		2,753	108	4%	2,861
PARAMOUNT URGENT CARE - OVIEDO		1,983	869	30%	2,852
MINUTECLINIC LLC #3257		2,386	465	16%	2,851
MINUTECLINIC, LLC #3204		2,381	463	16%	2,844
ADVENTHEALTH CENTRA CARE CONWAY		2,422	417	15%	2,839
MINUTECLINIC LLC #1055		2,311	521	18%	2,832
MEDEXPRESS FORT MYERS		2,469	349	12%	2,818
MEDEXPRESS URGENT CARE CORAL SPRINGS		2,521	293	10%	2,814
CAREFAST+	1	2,065	742	26%	2,808
GENOSUR LLC	5	2,767	25	1%	2,797
MINUTECLINIC LLC #3003		2,265	523	19%	2,788
CELESTA MEDICAL SERVICES LLC DBA - AMERICAN RESEARCH LABS		2,544	236	8%	2,780
MINUTECLINIC LLC #3291		2,400	371	13%	2,771
MINUTECLINIC LLC #7973		2,397	353	13%	2,750
CITRUS MEMORIAL HOSPITAL LABORATORY		2,251	490	18%	2,741
BAPTIST HEALTHCARE - GULF BREEZE HOSPITAL	3	2,270	463	17%	2,736
SACRED HEART HEALTH SYSTEM, INC	1	1,861	870	32%	2,732
MINUTECLINIC LLC #3705		2,385	329	12%	2,714
BAPTIST HEALTH - OAKLEAF		2,266	445	16%	2,711
AFC PHYSICIANS OF FLORIDA		2,080	618	23%	2,698
MINUTECLINIC LLC # 7933		2,390	307	11%	2,697
MINUTECLINIC, LLC #5817		2,228	464	17%	2,692
MINUTECLINIC LLC #3748		2,173	496	19%	2,669
MINUTECLINIC LLC #3255		2,352	316	12%	2,668
MINUTECLINIC LLC # 3579		2,208	451	17%	2,659
EMERALD COAST URGENT CARE, LLC	1	1,970	660	25%	2,631
MINUTECLINIC LLC #7173		2,292	330	13%	2,622
MINUTECLINIC LLC #5924		2,229	383	15%	2,612
MEDEXPRESS URGENT CARE - CLEWISTON		2,175	427	16%	2,602
BAY MEDICAL CENTER SACRED HEART HEALTH SYSTEM		2,016	584	22%	2,600
MINUTECLINIC, LLC (CLINIC 10699)		2,261	331	13%	2,592
STEWART ROCKLEDGE HOSPITAL	1	2,260	318	12%	2,579
MINUTECLINIC LLC #5216		2,214	363	14%	2,577
ADVENT HEALTH - OCALA		2,124	447	17%	2,571
MINUTECLINIC LLC #3654		2,121	433	17%	2,554
BAPTIST HEALTH SOUTH FLORIDA - MIAMI BEACH URGENT CARE		2,181	370	15%	2,551
MEDIQUICK URGENT CARE CENTERS INC		1,893	650	26%	2,543
MINUTECLINIC LLC #4612		2,049	468	19%	2,517
ADVENT HEALTH - DADE CITY		2,197	303	12%	2,500
MINUTECLINIC LLC #4024		2,170	319	13%	2,489
MEDEXPRESS URGENT CARE BOCA RATON		2,256	229	9%	2,485
DONALD W ROBERTSON DO PA		1,933	534	22%	2,467
AFC PHYSICIANS OF FLORIDA PA		1,940	520	21%	2,460
EMERALD COAST URGENT CARE LLC		1,804	654	27%	2,458

COVID-19: testing by laboratory

Data through Mar 30, 2021 verified as of Mar 31, 2021 at 09:25 AM

Data in this report are provisional and subject to change.

The numbers in the table below represent the number of Florida and non-Florida residents for whom test results were received by the Department of Health. A person can be tested by more than one laboratory and can have both positive and negative results. **Therefore, the sum of the numbers in each column will be larger than the total number of people tested.**

Reporting lab	Inconclusive	Negative	Positive	Percent positive	Total
PATIENTS FIRST - THOMASVILLE ROAD		2,188	269	11%	2,457
PHYSICIANS PRIMARY CARE	2	2,210	242	10%	2,454
DR G'S URGENT CARE		2,131	322	13%	2,453
MINUTECLINIC LLC #3285		2,125	322	13%	2,447
MINUTECLINIC LLC #1807		2,049	380	16%	2,429
MINUTECLINIC LLC #3648		1,974	444	18%	2,418
COMMUNITY HEALTH NORTHWEST FLORIDA	4	1,856	553	23%	2,413
CHARLES AIESI CONSULTING INC	12	2,127	269	11%	2,408
PHYSICIANS STAT LAB	3	1,070	1,334	55%	2,407
MINUTECLINIC LLC #5069		2,005	391	16%	2,396
EMERGENCY PHYSICIANS MEDICAL CENTER		1,299	1,094	46%	2,393
JUPITER MEDICAL CENTER URGENT CARE		1,855	534	22%	2,389
MINUTECLINIC LLC #3635		2,072	312	13%	2,384
HEALTH CARE DISTRICT OF PALM BEACH COUNTY	1	2,165	211	9%	2,377
MINUTECLINIC LLC #4201		2,070	300	13%	2,370
WHOLE FAMILY HEALTH CENTER INC		1,964	405	17%	2,369
FLORIDA MEDICAL CLINIC	3	1,083	1,283	54%	2,369
MINUTECLINIC LLC #476		2,051	308	13%	2,359
TAMPA COMMUNITY HOSPITAL		2,010	331	14%	2,341
PARRISH MEDICAL CENTER	1	2,055	284	12%	2,340
AMELIA EXPRESS CARE LLC	10	2,010	318	14%	2,338
MINUTECLINIC LLC #6007		2,005	322	14%	2,327
BOND URGENT CARE LLC		1,747	568	25%	2,315
MINUTECLINIC LLC #1350		2,029	282	12%	2,311
PHYSICIAN ASSOCIATES		2,070	240	10%	2,310
LEE HEALTH - COCONUT POINT CLINICAL LAB	2	1,872	433	19%	2,307
VITRO MOLECULAR LABORATORIES	50	2,095	158	7%	2,303
MINUTECLINIC LLC #1821		2,074	228	10%	2,302
VA PAIN CLINIC	4	2,200	85	4%	2,289
ASCENSION SACRED HEART - GULF		1,755	530	23%	2,285
MINUTECLINIC LLC #8381		1,967	305	13%	2,272
JACKSON HOSPITAL CLINICAL LABORATORY		1,944	305	14%	2,249
LAKE WALES MEDICAL CENTER INC		1,966	275	12%	2,241
CORE DIAGNOSTIC LABORATORIES LLC	17	1,899	323	14%	2,239
ASSOCIATED PATHOLOGISTS, LLC	3	1,841	387	17%	2,231
LAKELAND REGIONAL HEALTH PABLO		1,960	270	12%	2,230
PRIMEHEALTH URGENT CARE	1	1,865	361	16%	2,227
UNIVERSITY OF NORTH FLORIDA STUDENT HEALTH		2,120	72	3%	2,192
NCHMD INC		1,847	338	15%	2,185
INTELEX LABS, LLC		2,112	71	3%	2,183
MINUTECLINIC, LLC # 4469		1,891	272	13%	2,163
MINUTECLINIC LLC #5157		1,869	280	13%	2,149
FLOWERS HOSPITAL		1,954	190	9%	2,144
MINI ER WATERFORD LAKES, THE		1,845	296	14%	2,141
MEDEXPRESS PORT CHARLOTTE		1,899	214	10%	2,113
MINUTECLINIC LLC #1815		1,849	230	11%	2,079
PENSACOLA PEDIATRICS PA	1	1,896	173	8%	2,070

COVID-19: testing by laboratory

Data through Mar 30, 2021 verified as of Mar 31, 2021 at 09:25 AM

Data in this report are provisional and subject to change.

The numbers in the table below represent the number of Florida and non-Florida residents for whom test results were received by the Department of Health. A person can be tested by more than one laboratory and can have both positive and negative results. **Therefore, the sum of the numbers in each column will be larger than the total number of people tested.**

Reporting lab	Inconclusive	Negative	Positive	Percent positive	Total
MINUTECLINIC LLC #214		1,748	308	15%	2,056
NCH NORTHEAST	7	1,588	425	21%	2,020
FIU-HEALTH AUXILIARY LABORATORY	6	1,893	114	6%	2,013
GENUS3		1,929	74	4%	2,003
OPTUM LABS LLC	1	1,814	187	9%	2,002
MARTIN HEALTH SYSTEM - ST LUCIE WEST		1,803	184	9%	1,987
GENOME LLC	2	1,825	143	7%	1,970
MINUTECLINIC LLC #3236		1,674	284	15%	1,958
DOC SMILEY'S URGENT CARE		1,706	247	13%	1,953
MEDFAST URGENT CARE CENTERS LLC	2	608	1,325	68%	1,935
DOC SMILEYS URGENT CARE LLC		1,584	350	18%	1,934
LITTLE PINE PEDIATRICS	1	1,655	274	14%	1,930
BAPTIST HEALTH EMERGENCY CENTER AT WEST CORAL WAY		1,550	379	20%	1,929
BARDMOOR LABORATORY	9	1,622	293	15%	1,924
MINUTECLINIC LLC #3637		1,519	366	19%	1,885
SPECTOR SCIENTIFIC LAB	11	1,141	714	38%	1,866
FLAGLER HOSPITAL LABORATORY	8	612	1,219	66%	1,839
KETAMINE HEALTH CENTERS LLC	1	1,661	152	8%	1,814
BAYFRONT HEALTH - CITRUS HILLS		1,567	216	12%	1,783
BROWNWOOD CARE CENTER		1,557	224	13%	1,781
LABORATORY SPECIALISTS OF MICHIGAN		1,471	309	17%	1,780
NEIGHBORHOOD MEDICAL CENTER INC	17	1,574	183	10%	1,774
RIVER TOWN DIAGNOSTIC LLC		1,470	286	16%	1,756
MINUTECLINIC, LLC #3245		1,405	333	19%	1,738
MEDICAL CONSULTANTS OF FLORIDA, LLC	2	1,465	269	15%	1,736
Community_Health		1,533	199	11%	1,732
GENESIS LABORATORY MANAGEMENT	14	1,475	239	14%	1,728
WHITE WILSON MEDICAL CENTER		386	1,340	78%	1,726
IGENOMIX USA LLC	50	1,517	157	9%	1,724
SPARROW HEALTHCARE	2	1,461	254	15%	1,717
NORTH SHORE LONG ISLAND JEWISH HEALTH	1	1,620	90	5%	1,711
JW PLASTIC SURGERY		1,449	244	14%	1,693
MIAMI JEWISH HEALTH SYSTEMS		1,618	67	4%	1,685
ADVANCED MEDICAL OF NAPLES LLC		1,480	177	11%	1,657
LABTECH DIAGNOSTIC		1,367	287	17%	1,654
ED FRASER MEMORIAL HOSPITAL		1,385	245	15%	1,630
SHELL POINT NURSING PAVILION	1	1,530	72	4%	1,603
OPTEO LABORATORY		1,567	34	2%	1,601
ELLENTON URGENT CARE		1,361	234	15%	1,595
ARCPOINT LABS		1,031	555	35%	1,586
ASSURANCE SCIENTIFIC LABORATORIES	1	1,293	283	18%	1,577
MINUTECLINIC LLC #8927		1,348	228	14%	1,576
READY RESPONDERS FLORIDA, PLLC		1,366	210	13%	1,576
MELBOURNE MEDICAL LABORATORY☐	2	1,365	202	13%	1,569
STATMED OCALA	6	1,357	191	12%	1,554
BAPTIST HEALTH SOUTH FLORIDA - COUNTRY WALK URGENT CARE EXPRESS		1,301	234	15%	1,535
PROJECT HEALTH, INC SUMTERVILLE	5	1,245	268	18%	1,518

COVID-19: testing by laboratory

Data through Mar 30, 2021 verified as of Mar 31, 2021 at 09:25 AM

Data in this report are provisional and subject to change.

The numbers in the table below represent the number of Florida and non-Florida residents for whom test results were received by the Department of Health. A person can be tested by more than one laboratory and can have both positive and negative results. **Therefore, the sum of the numbers in each column will be larger than the total number of people tested.**

Reporting lab	Inconclusive	Negative	Positive	Percent positive	Total
MINUTECLINIC LLC #5187		1,329	189	12%	1,518
OPTUMCARE FLORIDA LLC		1,228	276	18%	1,504
FLORIDA DEPARTMENT OF HEALTH IN POLK COUNTY	2	1,168	333	22%	1,503
MINUTECLINIC LLC		1,334	168	11%	1,502
BIOCERNA LLC	9	1,328	165	11%	1,502
ER QUICKCARE PL		1,294	204	14%	1,498
MEDEXPRESS URGENT CARE - JAX ATLANTIC BLVD		1,285	208	14%	1,493
UNIVERSITY OF ALABAMA AT BIRMINGHAM		1,438	46	3%	1,484
FIRST QUALITY LABORATORY		1,381	98	7%	1,479
PATIENTS FIRST LAKE ELLA MEDICAL CENTER		1,317	154	10%	1,471
PROHEALTH MEDICAL CLINIC		837	625	43%	1,462
WILLIAM OWEN PASS PARK		1,258	198	14%	1,456
ADVANCE MEDICAL OF NAPLES		326	1,124	78%	1,450
VRL EUROFINS		1,413	37	3%	1,450
BAPTIST HEALTH SOUTH FLORIDA - KEY BISCANE URGENT CARE EXPRESS		1,269	178	12%	1,447
BAPTIST HEALTHCARE - JAY HOSPITAL	3	1,069	372	26%	1,444
CAREFAST MURABELLA		967	476	33%	1,443
UHEALTH DEERFIELD BEACH/UMSYLVESTER DEERFIELD BEACH LABORATORY	3	1,380	55	4%	1,438
GRAVITY DIAGNOSTICS, LLC	3	1,287	145	10%	1,435
BIO-TECH CLINICAL LABORATORIES INC		1,266	164	11%	1,430
PEDIATRIC HEALTH CARE ALLIANCE - NORTHDAL		1,301	125	9%	1,426
PARAMOUNT URGENT CARE VILLAGES		923	501	35%	1,424
PATIENTS CHOICE LABORATORIES		831	592	42%	1,423
CAREMED CLINIC LLC	1	1,130	288	20%	1,419
SUNRISE URGENT CARE ASSOCIATES LLC D/B/A	9	969	437	31%	1,415
COASTAL LABORATORIES	1	1,120	287	20%	1,408
TOM LEE COMMUNITY HEALTH CENTER		931	475	34%	1,406
TEMPUS CLINICAL LABORATORY	10	1,246	149	11%	1,405
NYU HOSPITALS CENTER CLINICAL LABORATORIES		1,359	44	3%	1,403
UHEALTH CLINIC AT WALGREENS		1,138	260	19%	1,398
SMA LAB	10	1,226	155	11%	1,391
TREASURE COAST MEDICAL ASSOCIATES INC		747	638	46%	1,385
AMELIA EXPRESS CARE	1	772	610	44%	1,383
EUROFINS NTD, LLC		1,326	44	3%	1,370
ASCENSION ST VINCENT'S - SOUTHSIDE		1,308	49	4%	1,357
APALACHEE CORRECTIONAL INSTITUTION EAST UNIT		1,322	26	2%	1,348
ST ANNES NURSING CENTER		1,321	26	2%	1,347
VAVA PARTNERS LLC		528	807	60%	1,335
MYTEST DIAGNOSTICS		1,248	67	5%	1,315
PALM BAY HOSPITAL CLINICAL LABORATORY		942	371	28%	1,313
PARAMOUNT URGENT CARE - CLERMONT		766	535	41%	1,301
ADVENTHEALTH CENTRA CARE TRINITY		1,127	168	13%	1,295
BROAD INSTITUTE CLINICAL SEQUENCING RESEARCH PLATFORM	9	1,244	38	3%	1,291
CREEKSIDE CARE CENTER	1	1,119	167	13%	1,287
HEALTH CENTRAL CLINICAL LABORATORY		1,165	119	9%	1,284
INNOVATIVE TRANSFUSION MEDICINE, INC	11	1,094	167	13%	1,272
HOLIDAY CVS LLC DBA CVS PHARMACY #5155		1,210	60	5%	1,270

COVID-19: testing by laboratory

Data through Mar 30, 2021 verified as of Mar 31, 2021 at 09:25 AM

Data in this report are provisional and subject to change.

The numbers in the table below represent the number of Florida and non-Florida residents for whom test results were received by the Department of Health. A person can be tested by more than one laboratory and can have both positive and negative results. **Therefore, the sum of the numbers in each column will be larger than the total number of people tested.**

Reporting lab	Inconclusive	Negative	Positive	Percent positive	Total
LAB24 INC	3	589	674	53%	1,266
XPRESS URGENT CARE	4	1,067	186	15%	1,257
ADDICTION LABS OF AMERICA	3	1,171	79	6%	1,253
SOLARIS HEALTHCARE PALATKA		1,127	103	8%	1,230
STAGEZERO LIFE SCIENCES INC	4	1,118	103	8%	1,225
ABSOLUTE GENOMICS	2	1,015	203	17%	1,220
CLINICORE		1,124	91	7%	1,215
ADVANCED DIAGNOSTIC LABORATORY		1,165	47	4%	1,212
NAPLES URGENT CARE	1	783	423	35%	1,207
PALM HARBOR PHARMACY		1,048	159	13%	1,207
PRIMARY CARE SOUTH INC		772	434	36%	1,206
NORTH FLORIDA PEDIATRICS-TALLAHASSEE	1	1,103	101	8%	1,205
QUICK CARE MED		917	282	24%	1,199
ACCESS MEDICAL LABS		746	448	38%	1,194
ST PETERSBURG PEDIATRICS	1	1,077	113	9%	1,191
PROFESSIONAL HEALTH EXAMINERS DBA PROHEALTH	1	965	224	19%	1,190
USF MORSANI CENTER FOR ADVANCED HEALTH CARE		1,045	144	12%	1,189
EPN URGENT CARE NAPLES	2	792	391	33%	1,185
NORTH VISTA HOSPITAL LABORATORY		1,003	172	15%	1,175
COASTAL PEDIATRIC GROUP		1,014	154	13%	1,168
PROJECT HEALTH INC	4	996	165	14%	1,165
CARENOW URGENT CARE - FORT PIERCE		818	341	29%	1,159
NORTH FLORIDA PEDIATRICS - LAKE CITY		934	217	19%	1,151
AMERICAN SCIENTIFIC LABORATORIES LLC		1,135	14	1%	1,149
ARCPOINT LABS OF CORAL SPRINGS FL		988	148	13%	1,136
CAPSTONE HEALTHCARE		802	330	29%	1,132
LPG COCONUT POINT		944	185	16%	1,129
VERITAS GENETICS	61	943	119	11%	1,123
STEWART REFERENCE LABORATORY	1	611	501	45%	1,113
EMERALD COAST PEDIATRICS		1,058	54	5%	1,112
PALM BEACH ATLANTIC UNIVERSITY		1,068	29	3%	1,097
XYZ LABORATORY	8	942	146	13%	1,096
CATALYST WALK IN CLINIC		864	227	21%	1,091
GENEIQ		1,028	62	6%	1,090
GROWING TOGETHER PEDIATRICS LLC		1,008	61	6%	1,069
PRIMARY CARE OF THE TREASURE COAST		933	134	13%	1,067
AMERICAN FAMILY CARE PENSACOLA WEST		533	533	50%	1,066
PEDIATRICS OF CENTRAL FLORIDA PA	20	992	53	5%	1,065
RAINBOW RIVER MEDICAL LABORATORY		977	83	8%	1,060
HENDRY REGIONAL MEDICAL CENTER CLINICAL LABORATORY		809	249	24%	1,058
TYNDALL AIR FORCE BASE		848	209	20%	1,057
PROFESSIONAL HEALTH EXAMINERS		907	146	14%	1,053
LENCO MEDICAL LABORATORY		973	53	5%	1,026
FISHERMENS HOSPITAL CLINICAL LAB		934	91	9%	1,025
MINUTECLINIC, LLC DBA MINUTECLINIC #4717		977	42	4%	1,019
VERITOR		850	157	16%	1,007
PHAROS HEALTH		756	246	25%	1,002

COVID-19: testing by laboratory

Data through Mar 30, 2021 verified as of Mar 31, 2021 at 09:25 AM

Data in this report are provisional and subject to change.

The numbers in the table below represent the number of Florida and non-Florida residents for whom test results were received by the Department of Health. A person can be tested by more than one laboratory and can have both positive and negative results. **Therefore, the sum of the numbers in each column will be larger than the total number of people tested.**

Reporting lab	Inconclusive	Negative	Positive	Percent positive	Total
VRL EUROFINIS - DALLAS		987	13	1%	1,000
CAPE CANAVERAL HOSPITAL		714	283	28%	997
INTERLACHEN PEDIATRICS		960	37	4%	997
LAKELAND REGIONAL HEALTH - PWC/OB		36	954	96%	990
PENSACOLA PEDIATRICS	3	747	236	24%	986
WOODLANDS MEDICAL SPECIALISTS		722	262	27%	984
EAST LAKE PEDIATRICS		847	120	12%	967
INTERLACHEN PEDIATRICS PA		923	43	4%	966
THE HEALTH CENTER OF PLANT CITY		887	76	8%	963
NORTH FLORIDA PEDIATRICS PA - SUWANNEE	3	824	126	13%	953
HISTOPATHOLOGY SERVICES, LLC		843	105	11%	948
HALIFAX MEDICAL CENTER-PORT ORANGE LAB		811	133	14%	944
ADVENTHEALTH EXPRESS CARE AT WALGREENS		820	121	13%	941
ENCOMPASS HEALTH		915	22	2%	937
UNIVERSITY OF WEST FLORIDA STUDENT HEALTH SERVICES	1	803	125	13%	929
MOLECULAR TESTING LABS		852	75	8%	927
INTEGRITY LABORATORIES, LLC	4	756	165	18%	925
BAPTIST HEALTH - MD ANDERSON CANCER CENTER		916	5	1%	921
GENE TOX WORLDWIDE	60	736	125	14%	921
TACACHALE CLINICAL LABORATORY	1	869	49	5%	919
NORTH OKALOOSA MEDICAL CENTER		580	337	37%	917
C.W. BILL YOUNG VA MEDICAL CENTER	1	21	891	98%	913
COVANCE CLINICAL RESEARCH UNIT INC		888	25	3%	913
FAST TRACK URGENT CARE CENTER		4	905	100%	909
NORTH FLORIDA PEDIATRICS PA	2	777	114	13%	893
SPEARHEAD MEDICAL		801	90	10%	891
LEE COUNTY EMERGENCY MEDICAL SERVICE	1	760	118	13%	879
CONSULATE HEALTH CARE OF NEW PORT RICHEY	2	752	125	14%	879
DEPARTMENT OF CLINICAL LABS	1	856	19	2%	876
LOOP PEDIATRICS PA	3	728	132	15%	863
CVS HEALTH		678	184	21%	862
DOCTOR'S MEMORIAL HOSPITAL		694	165	19%	859
CHILDRENS MEDICAL ASSOCIATION		784	75	9%	859
JACKSONVILLE BEACH PEDIATRIC CARE CENTER		789	64	8%	853
Point of Care Testing	1	125	727	85%	853
NORTH SHORE LIJ URGENT CARE PC		799	49	6%	848
COASTAL PHYSICIANS, LLC		681	160	19%	841
BREVARD HEALTH ALLIANCE		564	275	33%	839
FAMILY HEALTH CENTERS OF SWF LABS	2	731	100	12%	833
REDI MED LLC		671	161	19%	832
VIERA HOSPITAL, INC		659	169	20%	828
COLLIER URGENT CARE CENTERS CREEKSIDE		742	84	10%	826
CRUCIAL CARE EMERGENCY MEDICINE DOCTORS		660	166	20%	826
SOLARIS HEALTHCARE CHARLOTTE HARBOR		771	50	6%	821
NORTH FLORIDA MEDICAL GROUP		673	146	18%	819
FLORIDA HOSPITAL ORLANDO		743	74	9%	817
Tampa Lakes Health and Rehabilitation Center	2	740	73	9%	815

COVID-19: testing by laboratory

Data through Mar 30, 2021 verified as of Mar 31, 2021 at 09:25 AM

Data in this report are provisional and subject to change.

The numbers in the table below represent the number of Florida and non-Florida residents for whom test results were received by the Department of Health. A person can be tested by more than one laboratory and can have both positive and negative results. **Therefore, the sum of the numbers in each column will be larger than the total number of people tested.**

Reporting lab	Inconclusive	Negative	Positive	Percent positive	Total
ASAP LABS LLC	7	655	151	19%	813
NCHMD, INC SOUTHEAST IMMEDIATE CARE		633	179	22%	812
24 HOUR PEDIATRIC CARE CENTER	4	749	58	7%	811
ASCENSION ST VINCENT'S - CLAY		775	35	4%	810
PRIMARY CARE SERVICES AT INDIAN RIVER ESTATES		779	25	3%	804
PRIMARY CARE SERVICES AT ST ANDREWS ESTATES		802			802
AUGUSTUS LABS LLC		663	139	17%	802
LIFE CARE CENTER OF NEW PORT RICHEY		765	37	5%	802
LAB DOCTOR		705	95	12%	800
NITE LITE PEDIATRICS		234	564	71%	798
DYNIX DIAGNOSTICS	2	528	266	33%	796
MIDWAY SPECIALLY CARE CENTER		574	221	28%	795
CALHOUN LIBERTY HOSPITAL		631	162	20%	793
NONE		308	483	61%	791
CENTRAL FLORIDA HEALTH CARE INC		681	110	14%	791
GOLDEN GATE FAMILY CLINIC		332	458	58%	790
FG RAPID RESULTS	5	470	310	39%	785
CARE ONE OF FLORIDA LLC		536	245	31%	781
PALM GARDEN OF PORT SAINT LUCIE		769	10	1%	779
AMERICAN MEDICAL RESPONSE		769	8	1%	777
CYPRESS VILLAGE	1	749	25	3%	775
ANY LAB TEST NOW	1	519	253	33%	773
EAST LAKE PEDIATRICS PA		701	72	9%	773
VITAS HEALTHCARE CORPORATION OF FLA	1	767	5	1%	773
SPRING HILL HEALTH AND REHABILITATION CENTER		747	25	3%	772
CLINICAL PATHOLOGY LABS INC		696	75	10%	771
DAIRY ROAD URGENT CARE	2	643	126	16%	771
PEBBLEBROOK PHARMACY	1	648	120	16%	769
VENICE REGIONAL BAYFRONT HEALTH (PULMONARY)		637	128	17%	765
MACDILL AIR FORCE BASE		712	51	7%	763
PALACE NURSING HOME & REHAB CENTER		727	36	5%	763
Victoria Nursing and Rehabilitation Center		707	53	7%	760
POINT WASHINGTON MEDICAL CLINIC	1	551	207	27%	759
FLAGLER COUNTY HEALTH DEPARTMENT	3	582	171	23%	756
TELESCOPE HEALTH LLC	4	634	115	15%	753
NORTHEAST FLORIDA NEUROLOGY CLINICS, INC		637	113	15%	750
WILLOWBROOKE COURT AT EDGEWATER POINTE ESTATES		741	9	1%	750
CLARITY LABS		652	92	12%	744
SANTA ROSA MEDICAL GROUP		575	167	23%	742
ORLANDO HEALTH AND REHAB CENTER		696	44	6%	740
ADVENT HEALTH LAB - ORLANDO		434	305	41%	739
FLORIDA GULF COAST UNIVERSITY		551	187	25%	738
BREVARD HEALTH ALLIANCE INC, THE		697	41	6%	738
ETHOS WELLNESS PHARMACY		692	45	6%	737
GULF COAST VILLAGE		698	37	5%	735
KENDALL HEALTHCARE PROPERTIES DBA	2	705	27	4%	734
Fernandina Beach Rehabilitation and Nursing Center	1	712	19	3%	732

COVID-19: testing by laboratory

Data through Mar 30, 2021 verified as of Mar 31, 2021 at 09:25 AM

Data in this report are provisional and subject to change.

The numbers in the table below represent the number of Florida and non-Florida residents for whom test results were received by the Department of Health. A person can be tested by more than one laboratory and can have both positive and negative results. **Therefore, the sum of the numbers in each column will be larger than the total number of people tested.**

Reporting lab	Inconclusive	Negative	Positive	Percent positive	Total
EXPRESS PHARMACY		677	54	7%	731
BETHESDA HEALTH URGENT CARE		603	120	17%	723
SOUTHEAST ALABAMA MEDICAL CENT		666	56	8%	722
DISNEY COVID TEST SITE		703	13	2%	716
MAIN STREET MEDICAL CENTER		188	528	74%	716
Crestview Rehabilitation Center	5	580	129	18%	714
PHYSICIANS STAT LAB INC		626	87	12%	713
GRAND COURT TAMPA		701	4	1%	705
BOND AND STEELE CLINIC PA		496	202	29%	698
ADVENTHEALTH MEDICAL GROUP PROMPT CARE		500	195	28%	695
PREMIER MEDICAL LABORATORY SERVICES	2	468	225	32%	695
PALM GARDEN OF VERO BEACH		651	42	6%	693
MOORINGS PARK INSTITUTE, INC, THE		661	28	4%	689
FAMILY HEALTH CENTERS OF SOUTHWEST FLORIDA INC		604	81	12%	685
MOUNT SINAI LABORATORY		653	32	5%	685
NCH HEALTHCARE SYSTEM MICROBIOLOGY LAB		2	679	100%	681
BOCA GRANDE HEALTH CLINIC		646	34	5%	680
SUWANNEE HEALTH AND REHABILITATION CENTER		670	5	1%	675
LIFE CARE CENTER OF ORANGE PARK		641	32	5%	673
AFC URGENT CARE CLEARWATER	1	170	501	75%	672
MINI ER ADULT AND PEDIATRIC URGENT CARE		574	98	15%	672
MEDONE URGENT CARE CENTER		448	223	33%	671
TREE HOUSE PEDIATRICS PLLC		603	67	10%	670
MEDICAL FP – WHOLE FAMILY HEALTH CENTER		549	120	18%	669
LIFE CARE CENTER OF PENSACOLA		619	49	7%	668
JOHN KNOX VILLAGE HEALTH CENTER		642	25	4%	667
GULF COAST MOLECULAR LABORATORIES	13	550	102	15%	665
ORANGE BLOSSOM FAMILY HEALTH		631	33	5%	664
PEDIATRIC HEALTHCARE ALLIANCE		625	39	6%	664
THE PRESERVE		652	10	2%	662
ST JOHN'S NURSING CENTER		637	23	3%	660
CARITHERS PEDIATRIC GROUP		606	54	8%	660
POINT OF CARE TESTING SITE		630	25	4%	655
BUFFALO CROSSING HEALTHCARE & REHABILITATION CTR		639	16	2%	655
MANOR PINES CONVALESCENT CENTER LLC	1	631	21	3%	653
FORT MYERS INTERNAL MEDICINE, LLC		587	64	10%	651
MEDICAL CENTER OF DELTONA, INC		549	102	16%	651
MAVERICK LABS		460	188	29%	648
VETERANS AFFAIRS MEDICAL CENTER	1	41	605	94%	647
MANOR CARE HEALTH SERVICES - FT MYERS		619	26	4%	645
HOLMES REGIONAL MEDICAL CENTER		11	630	98%	641
LIFE CARE CENTER OF HILLIARD		616	22	3%	638
MID-FLORIDA PATHOLOGY		476	162	25%	638
BOND CLINIC PA PEDIATRICS DEPT		589	49	8%	638
GOLDEN GLADES NURSING & REHABILITATION CTR		620	17	3%	637
CLEWISTON NURSING AND REHABILITATION CENTER		622	14	2%	636
RESTORE HEALTH URGENT CARE		507	129	20%	636

COVID-19: testing by laboratory

Data through Mar 30, 2021 verified as of Mar 31, 2021 at 09:25 AM

Data in this report are provisional and subject to change.

The numbers in the table below represent the number of Florida and non-Florida residents for whom test results were received by the Department of Health. A person can be tested by more than one laboratory and can have both positive and negative results. **Therefore, the sum of the numbers in each column will be larger than the total number of people tested.**

Reporting lab	Inconclusive	Negative	Positive	Percent positive	Total
NATURE COAST MEDICAL GROUP		533	103	16%	636
WILLOW BROOKE COURT AT INDIAN RIVER ESTATES		589	44	7%	633
PHYSICIANS PRIMARY CARE LAB	1	552	77	12%	630
City Medical Of New Jersey, Pc		572	56	9%	628
MEDONE URGENT CARE AT ST. AUGUSTINE		214	414	66%	628
EDEN SPRINGS NURSING AND REHAB CENTER		515	110	18%	625
WATSON THERAPEUTICS INC	1	592	31	5%	624
PENSACOLA PEDIATRICS PA - TIGER POINT	21	592	8	1%	621
PEDIATRIC HEALTHCARE ALLIANCE PA		570	51	8%	621
DIAMOND RIDGE HEALTH AND REHABILITATION		588	32	5%	620
VITAS HEALTHCARE CORP OF CENTRAL FL		593	25	4%	618
CLINICAL ENTERPRISE, INC		592	21	3%	613
SEBASTIAN RIVER MEDICAL CENTER	2	441	170	28%	613
HOLY CROSS HOSPITAL		12	598	98%	610
VETERANS AFFAIRS MEDICAL CENTER - JAMES A HALEY			609	100%	609
ALTAMONTE MD		418	190	31%	608
NCH HEALTHCARE BONITA		472	135	22%	607
BALDWIN PEDIATRICS	1	576	29	5%	606
NSPIRE HEALTHCARE MIAMI LAKES	8	581	14	2%	603
CONSULATE HEALTHCARE OF VERO BEACH	14	506	83	14%	603
MAYFLOWER ASSISTED LIVING		596	6	1%	602
EMERALD SHORES HEALTH AND REHABILITATION		505	97	16%	602
NORTH FL SOUTH GA HCS-LAKE CITY		589	11	2%	600
PATIENTS FIRST - MAHAN DRIVE		164	436	73%	600
OCALA FAMILY MEDICAL CENTER INC	2	519	74	12%	595
DASCENA, INC	3	532	60	10%	595
BROOKDALE FORT MYERS CYPRESS LAKE		590	2	0%	592
J AND G MEDICAL GROUP LLC		486	105	18%	591
WHITE-WILSON MEDICAL CENTER - FORT WALTON BEACH		569	21	4%	590
PALM GARDEN OF TAMPA		557	29	5%	586
HMA SANTA ROSA MEDICAL CENTER LLC DBA		462	122	21%	584
PALM GARDEN OF CLEARWATER		565	18	3%	583
SHORELINE PHYSICIAN GROUP		364	219	38%	583
CLIFFORD CHESTER SIMS STATE VETERANS		570	12	2%	582
SABAL PALMS HEALTH AND REHAB		529	52	9%	581
BALDOMERO LOPEZ STATE VETERANS NURSING HOME	2	574	4	1%	580
THERADOC		152	426	74%	578
CONTINENTAL CLINICAL RESEARCH, LLC		524	53	9%	577
DAVITA LABORATORY		471	104	18%	575
EXPRESS URGENT CARE LLC		1	572	100%	573
MEDICAL VB		451	121	21%	572
TENNESSEE DOH - NASHVILLE	2	504	66	12%	572
Plantation Bay Rehabilitation Center		548	24	4%	572
CHILDRENS CLINIC WEST FLORIDA PEDIATRICS		521	50	9%	571
SOLARIS HEALTHCARE LAKE CITY		471	100	18%	571
PIONEER CLINICAL LAB LLC		463	105	18%	568
RAINBOW PEDIATRIC CENTER PA		530	37	7%	567

COVID-19: testing by laboratory

Data through Mar 30, 2021 verified as of Mar 31, 2021 at 09:25 AM

Data in this report are provisional and subject to change.

The numbers in the table below represent the number of Florida and non-Florida residents for whom test results were received by the Department of Health. A person can be tested by more than one laboratory and can have both positive and negative results. **Therefore, the sum of the numbers in each column will be larger than the total number of people tested.**

Reporting lab	Inconclusive	Negative	Positive	Percent positive	Total
BAPTIST PRIMARY CARE	2	453	109	19%	564
CHILDRENS MEDICAL ASSOCIATION PA		502	60	11%	562
ECCOLAB GROUP	1	148	413	73%	562
PREMIER MEDICAL CENTER LLC	11	523	28	5%	562
MANOR CARE NURSING CENTER OF SARASOTA FL LLC		474	87	16%	561
HEARTLAND PEDIATRICS OF LAKE WALES		503	55	10%	558
AMERICA'S PHARMACY LLC		492	65	12%	557
SHORE ACRES CARE CENTER		520	36	6%	556
HARBOUR HEALTH CENTER		538	17	3%	555
SEMINOLE NURSING PAVILION		545	8	1%	553
The Sands at South Beach		549	4	1%	553
VALENCIA HILLS HEALTH AND REHABILITATION CENTER		540	13	2%	553
WHITE WILSON MEDICAL CENTER PA - NAVARRE		435	117	21%	552
NEMOURS CHILDERN'S HOSPITAL		453	98	18%	551
VILLA MARIA NURSING & REHAB CENTER INC	1	534	14	3%	549
Signature HealthCare Center of Waterford		516	32	6%	548
PALMETTO FAMILY HEALTHCARE	1	352	194	35%	547
VITAE DIAGNOSTICS		534	13	2%	547
VETERANS AFFAIRS MEDICAL CENTER - BAY PINES		18	528	97%	546
NCF DIAGNOSTICS & DNA TECHNOLOGIES	15	213	318	58%	546
VETERANS AFFAIRS MEDICAL CENTER - GAINESVILLE		3	542	99%	545
COASTAL URGENT CARE		428	116	21%	544
FOUNTAIN MANOR HEALTH AND REHAB CENTER	1	522	20	4%	543
DOCTORS CENTER,THE		432	111	20%	543
BHA CENTRAL COUNTY CLINIC		471	67	12%	538
MANOR OAKS NURSING & REHAB CENTER	5	531	2	0%	538
PALM GARDEN OF JACKSONVILLE	2	455	80	15%	537
BERNHARDT LABORATORIES	1	468	68	13%	537
MICHAEL A MIDDLETON MD PA		510	25	5%	535
RICARDO NAVARRO DO PA		459	73	14%	532
LIFEBRITE	2	322	207	39%	531
DOH – INDIAN RIVER		450	81	15%	531
MEDICAL CENTER CLINIC-IMMEDIATE CARE	1	423	104	20%	528
FLORIDA DEPARTMENT OF HEALTH IN CALHOUN COUNTY		398	130	25%	528
MED FAST URGENT CARE CENTER		260	268	51%	528
NEW YORK HOSPITAL LABORATORIES	1	514	12	2%	527
UNIVERSITY OF TAMPA INC, THE		515	12	2%	527
MEMORIAL PEMBROKE 24/7 CARE CENTER		402	122	23%	524
The Manor at Blue Water Bay		464	60	11%	524
QUOTIENT SCIENCES		507	16	3%	523
AFC URGENT CARE FAMILY CARE			523	100%	523
SIGNATURE HEALTHCARE OF BROOKWOOD GARDENS		516	6	1%	522
JACKSON MEMORIAL PERDUE MEDICAL CENTER		496	26	5%	522
FIRST CHOICE PEDIATRICS		421	101	19%	522
HOPE HOSPICE AND COMMUNITY SERVICES INC	14	488	19	4%	521
RUSKIN HEALTH CENTER		314	206	40%	520
DXTERITY DIAGNOSTICS	2	483	33	6%	518

COVID-19: testing by laboratory

Data through Mar 30, 2021 verified as of Mar 31, 2021 at 09:25 AM

Data in this report are provisional and subject to change.

The numbers in the table below represent the number of Florida and non-Florida residents for whom test results were received by the Department of Health. A person can be tested by more than one laboratory and can have both positive and negative results. **Therefore, the sum of the numbers in each column will be larger than the total number of people tested.**

Reporting lab	Inconclusive	Negative	Positive	Percent positive	Total
MINUTECLINIC LLC, #10357		514	3	1%	517
ARCPPOINTS LABS		450	67	13%	517
HEALTH CENTER AT BRENTWOOD	1	469	46	9%	516
FLORIDA DEPARTMENT OF HEALTH CLAY COUNTY	1	415	98	19%	514
WEST GABLES HEALTH CARE CENTER		503	10	2%	513
MEDFAST URGENT CARE CENTERS		231	281	55%	512
THE PALACE AT HOMESTEAD	1	490	20	4%	511
RIVER GARDEN HEBREW HOME FOR THE AGED		456	55	11%	511
JACKSON MEMORIAL LONG TERM CARE CENTER		482	29	6%	511
MILLER BIOCONNECT		459	52	10%	511
Southern Oaks Care Center	1	472	37	7%	510
ENZO CLINICAL LABS INC	3	481	25	5%	509
FLOMEDILAB		279	228	45%	507
INTERNAL MEDICINE & PEDIATRICS OF TAMPA BAY PA		436	70	14%	506
ST CLOUD REGIONAL MEDICAL CENTER CLINICAL LAB		394	112	22%	506
FLORIDA HOSPITAL WAUCHULA		367	137	27%	504
Good Samaritan Society Kissimmee Village		439	65	13%	504
STEWART SEBASTIAN RIVER MEDICAL CENTER		448	56	11%	504
AFC URGENT CARE TYRONE		3	500	99%	503
HILLCREST HEALTH CARE & REHABILITATION CENTER	3	485	15	3%	503
NAPLES CHILDREN'S URGENT CARE		443	57	11%	500
BROWARD PARTNERSHIP	6	486	8	2%	500
CLINICAL PATHOLOGY LABS		388	111	22%	499
LIFE CARE CENTER OF PALM BAY□		471	28	6%	499
SUSANNA WESLEY HEALTH CENTER		462	37	7%	499
CITRUS NURSING CENTER LLC		452	46	9%	498
AFC URGENT CARE SEMINOLE			495	100%	495
CARENOW	2	278	213	43%	493
DBI HEALTH INC		477	15	3%	492
SANDBAY URGENT CARE		396	95	19%	491
ASCEND CLINICAL	5	415	71	14%	491
PW WINDERMERE SUBTENANT LLC		488	2	0%	490
ORLANDO HEALTH CENTER FOR REHABILITATION		475	14	3%	489
MANOR AT CARPENTERS		457	32	7%	489
FLO-MEDILAB SERVICES LLC		194	294	60%	488
PARKLANDS FACILITY INC	4	441	42	9%	487
FLORIDA HOSPITAL MEDICAL GROUP		285	201	41%	486
SUNSHINE URGENT CARE LLC		334	151	31%	485
BENTON PEDIATRICS INC		437	48	10%	485
AFC URGENT CARE		134	351	72%	485
LITTLE PINE PEDIATRICS PLLC	3	423	58	12%	484
HERON POINTE HEALTH AND REHABILITATION	1	479	3	1%	483
NORTH FLORIDA RETIREMENT VILLAGE		479	2	0%	481
ARTHREX MEDICAL CENTER	1	365	115	24%	481
Palm Garden of Largo		476	4	1%	480
PALM GARDEN OF ORLANDO		446	33	7%	479
HARTS HARBOR HEALTH CARE CENTER		457	21	4%	478

COVID-19: testing by laboratory

Data through Mar 30, 2021 verified as of Mar 31, 2021 at 09:25 AM

Data in this report are provisional and subject to change.

The numbers in the table below represent the number of Florida and non-Florida residents for whom test results were received by the Department of Health. A person can be tested by more than one laboratory and can have both positive and negative results. **Therefore, the sum of the numbers in each column will be larger than the total number of people tested.**

Reporting lab	Inconclusive	Negative	Positive	Percent positive	Total
LAUDERDALE NURSING CENTER LLC	1	458	19	4%	478
MOBILE MEDICAL ASSOCIATES PL	17	408	52	11%	477
Quest Diag Unspecifd	1	319	157	33%	477
NAVAL HOSPITAL - JACKSONVILLE		137	339	71%	476
SOLARIS HEALTHCARE OSCEOLA		452	24	5%	476
Colonial Lakes Health Care		433	43	9%	476
NURSING PLUS OF BROWARD LLC	1	452	20	4%	473
PALM GARDEN OF OCALA		374	98	21%	472
WELL-BEING MEDICAL CENTER PLLC		428	43	9%	471
Cypress Cove Care Center		369	100	21%	469
FHMG FLORIDA HOSPITAL MEDICAL GROUP		429	39	8%	468
MINUTE CLINIC INCORPORATE		444	22	5%	466
CONSULATE HEALTH CARE OF BAYONET POINT	4	454	7	2%	465
CARE ONE OF FLORIDA	1	318	146	31%	465
BROOKDALE PALMER RANCH	1	407	57	12%	465
HOSPICE OF THE FLORIDA SUNCOAST,THE		460	3	1%	463
ADVENT HEALTH - DELTONA ER		387	76	16%	463
NEW YORK PRESBYTERIAN - CUMC CLINICAL		445	18	4%	463
ELLENTON PEDIATRICS		444	18	4%	462
MEDIPATH		42	420	91%	462
GOOD SAMARITAN CENTER		458	3	1%	461
THE PALACE MANAGEMENT - THE PALACE AT CORAL GABLES		458	3	1%	461
ANCIENT CITY PEDIATRICS	1	442	17	4%	460
MAGNOLIA FAMILY URGENT CARE		416	43	9%	459
VITAS LUTHERAN TOWERS INPATIENT PROGRAM		394	64	14%	458
Williston Care Center		395	62	14%	457
PALM GARDEN OF WINTER HAVEN	3	438	16	4%	457
NEW PLANT CITY FAMILY CARE	1	248	208	46%	457
MEDSCAN LABORATORY INC	1	242	214	47%	457
SOUTHERN LABORATORY SERVICES OF NWF		422	34	7%	456
ADVENTHEALTH EXPRESS CARE AT WALGREENS 49TH STREET		388	67	15%	455
ABBAY DELRAY		449	6	1%	455
CLARIDGE HOUSE NURSING CENTER		437	18	4%	455
Q ANSWER LAB	1	392	59	13%	452
Solaris HealthCare Windermere		420	32	7%	452
Ocala Health and Rehabilitation Center		429	21	5%	450
Solaris Healthcare Daytona	2	399	47	10%	448
MEDLAB DIAGNOSTICS, LLC		413	34	8%	447
DIAMOND RIDGE HEALTH AND REHABILITATION CENTER		424	22	5%	446
STARKE FAMILY MEDICAL CENTER		357	89	20%	446
GANDY CROSSING CARE CENTER	1	429	16	4%	446
E-LAB OF FLORIDA		401	44	10%	445
HEALTHY STEPS PEDIATRICS		398	47	11%	445
BROOKSVILLE HEALTHCARE CENTER LLC□		432	13	3%	445
MEMPHIS PATHOLOGY LABORATORY	5	417	22	5%	444
EPN URGENT CARE		83	360	81%	443
SMA SPECIALTY MEDICAL LAB		120	323	73%	443

COVID-19: testing by laboratory

Data through Mar 30, 2021 verified as of Mar 31, 2021 at 09:25 AM

Data in this report are provisional and subject to change.

The numbers in the table below represent the number of Florida and non-Florida residents for whom test results were received by the Department of Health. A person can be tested by more than one laboratory and can have both positive and negative results. **Therefore, the sum of the numbers in each column will be larger than the total number of people tested.**

Reporting lab	Inconclusive	Negative	Positive	Percent positive	Total
SANTA ROSA CENTER FOR REHABILITATION AND HEALING		371	71	16%	442
NORTH FLORIDA REHABILITATION & SPECIALTY CARE☐		436	6	1%	442
ADDINGTON PLACE AT WELLINGTON GREEN		433	9	2%	442
ADVENTHEALTH MEDICAL GROUP PROMPT CAR	1	319	120	27%	440
EMERITUS AT NAPLES	2	437	1	0%	440
ASSOCIATESMD MEDICAL GROUP INC		376	63	14%	439
TIDEWELL HOSPICE INC	2	429	7	2%	438
ORLANDO VA MEDICAL CENTER			438	100%	438
PRO HEALTH		188	248	57%	436
ST ANDREWS BAY SKILLED NURSING &		374	61	14%	435
APP-UNIPATH, LLC	2	416	15	3%	433
Darcy Hall Of Life Care		420	13	3%	433
VITAS HEALTHCARE CORPORATION		427	5	1%	432
FLORIDA DEPT OF HEALTH IN BREVARD COUNTY	3	364	63	15%	430
AVECINA MEDICAL JULINGTON	1	240	189	44%	430
SOLARIS HEALTHCARE MERRITT ISLAND		387	42	10%	429
BRISTOL AT TAMPA, THE	4	417	8	2%	429
ROLLINS COLLEGE WELLNESS CENTER		130	297	70%	427
PORT SAINT LUCIE HOSPITAL		418	9	2%	427
BONIFAY NURSING AND REHAB CENTER		396	31	7%	427
ABBOTT DIAGNOSTICS		408	18	4%	426
AMEERAH LABS, LLC	2	340	83	20%	425
INDIAN RIVER CTR, LLC		374	51	12%	425
THE SPRINGS AT BOCA CIEGA BAY		412	11	3%	423
Destin Healthcare and Rehabilitation Center	1	380	40	10%	421
Bardmoor Oaks Healthcare and Rehabilitation Center		410	11	3%	421
LEHIGH REGIONAL MEDICAL CENTER LAB	2	372	47	11%	421
GARCIA CLINICAL LABORATORY		28	392	93%	420
Manatee Springs Rehabilitation and Nursing Center		399	20	5%	419
FLORIDA HOSPITAL HEARTLAND MED CTR LAKE PLACID		318	101	24%	419
PINES OF SARASOTA		412	5	1%	417
CLERMONT HEALTH AND REHABILITATION CENTER		385	32	8%	417
CHAUTAUQUA REHABILITATION AND NURSING CENTER		406	10	2%	416
SOLARIS HEALTHCARE BAYONET POINT		398	17	4%	415
QUALITOX LABORATORIES		236	179	43%	415
KINDRED HOSPITAL	10	384	20	5%	414
ORCHARD PARK HEALTH & REHABILITATION		408	5	1%	413
MOOSEHAVEN HEALTH CENTER		373	38	9%	411
UNIVERSITY OF TAMPA STUDENT HEALTH AND SHC CLINICAL LABORATORY		254	157	38%	411
FLORIDA DEPARTMENT OF HEALTH IN LIBERTY COUNTY	3	312	96	23%	411
MINUTECLINIC LLC #3671		366	44	11%	410
FLORIDA DEPARTMENT OF HEALTH		360	49	12%	409
WATERMARK LAKE POINTE WOODS LLC		391	18	4%	409
BAPTIST PRIMARY CARE, INC		380	28	7%	408
Timberridge Center for Rehabilitation and Healing		374	34	8%	408
TREASURE COAST COMMUNITY HEALTH	3	337	67	16%	407
URGENT CARE EXPRESS LLC		93	314	77%	407

COVID-19: testing by laboratory

Data through Mar 30, 2021 verified as of Mar 31, 2021 at 09:25 AM

Data in this report are provisional and subject to change.

The numbers in the table below represent the number of Florida and non-Florida residents for whom test results were received by the Department of Health. A person can be tested by more than one laboratory and can have both positive and negative results. **Therefore, the sum of the numbers in each column will be larger than the total number of people tested.**

Reporting lab	Inconclusive	Negative	Positive	Percent positive	Total
Life Care Center of Punta Gorda	1	392	13	3%	406
PEDIATRICS BY THE SEA		389	17	4%	406
TIDE LABORATORIES		362	43	11%	405
TRI-COUNTY NURSING AND REHABILITATION CENTER INC		389	15	4%	404
Consulate Health Care of North Fort Myers		390	13	3%	403
DIGNITY HEALING, LLC		386	15	4%	401
PRINCIPLE LABORATORY	7	386	7	2%	400
BLOUNTSTOWN REHABILITATION CENTER LLC		294	106	27%	400
VILLAGE DOCTORS OF KEYSTONE		317	83	21%	400
FAMILY CARE PARTNERS OF NORTHEAST FLORIDA LLC		325	74	19%	399
SUNLAND MARIANNA COX MEDICAL CENTER		356	43	11%	399
AYERS HEALTH & REHABILITATION CENTER		392	7	2%	399
HEALTHWORKS MED GROUP OF FLORIDA PA	3	388	8	2%	399
ADVENTHEALTH EXPRESS CARE AT		326	72	18%	398
Bayside Care Center	1	376	20	5%	397
LIFE CARE PONTE VEDRA INC		387	9	2%	396
MINI ER AND URGENT CARE		289	105	27%	394
DIAGNOSTIC & CLINICAL CARE SERVICES INC DBA		316	77	20%	393
LIFE CARE CENTER OF WINTER HAVEN		374	18	5%	392
Life Care Center of Ocala		323	69	18%	392
AVANTE AT OCALA INC	2	358	31	8%	391
ST PETERSBURG PEDIATRICS-PARK BLVD		357	34	9%	391
SEASIDE HEALTH AND REHABILITATION CENTER		333	58	15%	391
PALMS OF SEBRING		356	34	9%	390
PruittHealth Panama City	1	324	64	16%	389
BARBER		13	376	97%	389
UNIVERSITY OF CENTRAL FLORIDA HEALTH SERVICES		377	10	3%	387
UR MEDICINE LABS- CENTRAL LABORATORY		361	24	6%	385
PALM GARDEN OF WEST PALM BEACH	4	365	15	4%	384
NATIONS BEST FAMILY HEALTH CARE		205	179	47%	384
PLANT CITY PEDIATRICS	1	309	73	19%	383
ADVENT HEALTH - WESTCHASE ER		330	52	14%	382
TRINITY REGIONAL REHAB CENTER		366	15	4%	381
PEDIATRIC ASSOCIATES OF OCALA PA		349	32	8%	381
BROOKDALE PADDOCK HILLS	2	377	2	1%	381
BARTON HEALTH ALLIANCE	3	331	45	12%	379
EMERALD COAST PEDIATRICS & ADOL		343	36	9%	379
FAMILY EXPRESS URGENT CARE		5	373	99%	378
SERENADES IN THE VILLAGES		325	53	14%	378
BAYA PHARMACY WEST		8	368	98%	376
MANOR CARE OF BOYNTON BEACH LLC		352	24	6%	376
SPECIALTY HEALTH AND REHABILITATION CENTER		350	25	7%	375
ST PETERSBURG PEDIATRICS-SEMINOLE BLVD		308	67	18%	375
ACCESS MEDICAL CENTER	1	344	29	8%	374
FLORIDA HEART & VASCULAR MULTISPECIALTY GROUP PA		276	98	26%	374
FAIR HAVENS CENTER, OPCO		367	7	2%	374
Stacey Health Care Centers Inc. dba Riverside Care Center		344	30	8%	374

COVID-19: testing by laboratory

Data through Mar 30, 2021 verified as of Mar 31, 2021 at 09:25 AM

Data in this report are provisional and subject to change.

The numbers in the table below represent the number of Florida and non-Florida residents for whom test results were received by the Department of Health. A person can be tested by more than one laboratory and can have both positive and negative results. **Therefore, the sum of the numbers in each column will be larger than the total number of people tested.**

Reporting lab	Inconclusive	Negative	Positive	Percent positive	Total
ADVENT HEALTH - TIMBERRIDGE ER		314	59	16%	373
TUSKAWILLA NURSING AND REHAB CENTER	2	363	7	2%	372
HENDRY REGIONAL MEDICAL CENTER		107	265	71%	372
WELL HEALTH WORKS	1	329	42	11%	372
HEALTH PARK CARE CENTER		365	6	2%	371
BROOKDALE LAKE TAVARES		365	6	2%	371
URGENT CARE BETHESDA	1	318	52	14%	371
HARDEE MANOR HEALTH CARE CENTER	1	366	3	1%	370
SEA BREEZE REHAB AND NURSING CENTER		361	9	2%	370
HCSO OCCUPATIONAL HEALTH AND WELLNESS CENTER		293	77	21%	370
SIGNATURE HEALTHCARE OF NORTH FLORIDA		365	4	1%	369
ADVENT HEALTH - TAMPA		148	221	60%	369
INFORM DIAGNOSTICS		360	9	2%	369
TRENTON MEDICAL CENTER INC DBA PALMS MEDICAL GROUP	4	270	93	25%	367
Parkview Rehabilitation Center at Winter Park		356	10	3%	366
VETERANS AFFAIRS MEDICAL CENTER - LAKE CITY		52	314	86%	366
ORCHARD RIDGE CARE AND REHABILITATION CENTER		347	19	5%	366
ONESTOP MEDICAL AND URGENT CARE LLC		318	47	13%	365
HEALTH CENTRAL PARK		299	66	18%	365
ATLANTIC SHORES NURSING AND REHAB CENTER	1	354	10	3%	365
AMBULATORY SURGERY CENTER OF BOCA RATON LTD		360	4	1%	364
Bay Breeze Senior Living and Rehabilitation Center		311	53	15%	364
solaris Healthcare Parkway	2	345	17	5%	364
HOLISTIX TREATMENT CENTERS		352	10	3%	362
WHITE-WILSON MEDICAL CENTER - NICEVILLE		322	40	11%	362
AZALEA TRACE PHYSICIAN SERVICES		355	4	1%	359
VILLAGE DOCTORS FAMILY MEDICAL CENTER OF		295	64	18%	359
HARDEE COUNTY HEALTH DEPARTMENT		289	70	19%	359
HAINES CITY REHABILITATION AND NURSING CENTER		334	24	7%	358
SANFORD LABORATORIES		332	26	7%	358
SABAL DIRECT PRIMARY CARE, PA		296	62	17%	358
SUN COUNTRY PEDIATRICS PLLC	9	317	31	9%	357
EPWORTH VILLAGE RETIREMENT COMMUNITY		350	6	2%	356
ROSEWOOD HEALTH AND REHABILITATION CENTER		334	22	6%	356
JAMES A HALEY VETERANS HOSPITAL			355	100%	355
TAMARAC REHABILITATION & HEALTH CENTER		351	4	1%	355
BRIDGEWATER PARK HEALTH AND REHAB		325	30	8%	355
AVANTE AT MT DORA		347	7	2%	354
Marshall Health and Rehabilitation Center		304	49	14%	353
BAYSHORE DIAGNOSTICS		311	42	12%	353
MANORCARE HEALTH SERVICES - VENICE		298	55	16%	353
COLOR GENOMICS, INC.	2	344	6	2%	352
MEDFAST URGENT CARE CENTER		122	230	65%	352
VILLAGE AT VIENNA SQUARE,THE	6	329	17	5%	352
PALMETTO SUBACUTE CARE CENTER		341	11	3%	352
BAY VILLAGE OF SARASOTA INC		349	3	1%	352
MY CLINICAL LAB		223	129	37%	352

COVID-19: testing by laboratory

Data through Mar 30, 2021 verified as of Mar 31, 2021 at 09:25 AM

Data in this report are provisional and subject to change.

The numbers in the table below represent the number of Florida and non-Florida residents for whom test results were received by the Department of Health. A person can be tested by more than one laboratory and can have both positive and negative results. **Therefore, the sum of the numbers in each column will be larger than the total number of people tested.**

Reporting lab	Inconclusive	Negative	Positive	Percent positive	Total
OCEAN VIEW NURSING AND REHAB CENTER		334	17	5%	351
WALGREENS 3173		321	30	9%	351
SPRINGTREE REHAB & HEALTH CARE CENTER		327	24	7%	351
CORAL BAY HEALTHCARE AND REHABILITATION	1	338	12	3%	351
EXCEL PEDIATRICS		295	52	15%	347
FL HUD DESTIN, LLC D/B/A GRAND BOULEVARD HEALTH		308	39	11%	347
HEALTH DESIGNS		332	14	4%	346
ARCPOINT LABS OF SARASOTA MANATEE		266	79	23%	345
USAFSAM/PHE		174	170	49%	344
FAIRWAY OAKS CENTER LLC	6	332	6	2%	344
ENCOMPASS HEALTH REHABILITATION HOSPITAL OF SUNRISE	8	328	7	2%	343
PEDIATRIC HEALTH CARE ALLIANCE, PA		309	34	10%	343
SAMANTHA WILSON CARE CENTER	4	328	10	3%	342
CORAL TRACE HEALTH CARE☐	2	335	5	1%	342
ADVENT HEALTH CENTRA CARE - PALM COAST		80	261	77%	341
Coastal Health and Rehabilitation Center		330	11	3%	341
BAPTIST PRIMARY CARE INC	1	315	25	7%	341
CRONOS CLINICAL LABORATORY	22	227	91	27%	340
SELECT REFERENCE LABORATORIES, LLC	1	326	12	4%	339
MEDICAL CENTER AT OCEAN REEF,THE		321	17	5%	338
AVANTE AT LEESBURG INC		335	2	1%	337
ELMHURST HOSPITAL CENTER	1	307	28	8%	336
KISSIMMEE FACILITY OPERATIONS LLC		311	24	7%	335
24/7 PEDIATRIC CARE CENTERS INC		315	20	6%	335
PENSACOLA PEDIATRICS, PA		318	17	5%	335
KEY WEST HEALTH AND REHAB	1	326	8	2%	335
AVENTURA REHAB AND NURSING CENTER		319	15	4%	334
HOLIDAY CVS LLC DBA CVS/PHARMACY #0440		323	11	3%	334
OKEECHOBEE COUNTY HEALTH DEPT	1	238	94	28%	333
FLORIDA HEALTH CARE PLANS			333	100%	333
NORTH PINELLAS STATMED QUICK QUALITY CLINICS		236	97	29%	333
LAKE EUSTIS HEALTH AND REHABILITATION CENTER		323	8	2%	331
ELMCROFT PINECREST	1	307	23	7%	331
Life Care Center at Wells Crossing		309	21	6%	330
Life Care Center at Inverrary		321	9	3%	330
COMMUNITY HEALTH AND REHABILITATION CENTER		268	62	19%	330
MIDWAY SPECIALTY CARE CENTER	3	213	114	35%	330
RIVERS FAMILY MEDICINE PA		247	81	25%	328
ESTERO ISLAND MEDICAL CENTER		260	68	21%	328
SILVER CREEK SENIOR LIVING COMMUNITY		321	5	2%	326
SOUTHWEST ORLANDO FAMILY MEDICINE, PL		273	53	16%	326
PALMS REHABILITATION AND HEALTHCARE CENTER		288	38	12%	326
PALM BEACH PEDIATRICS PA	2	282	42	13%	326
ARGO SENIOR LIVING AT HAVERHILL		305	20	6%	325
PIONEER CLINICAL LAB, LLC		212	113	35%	325
The Care Center at Pinellas Park	1	316	8	2%	325
LASER & SURGERY CENTER OF THE PALM BEACHES☐		322	2	1%	324

COVID-19: testing by laboratory

Data through Mar 30, 2021 verified as of Mar 31, 2021 at 09:25 AM

Data in this report are provisional and subject to change.

The numbers in the table below represent the number of Florida and non-Florida residents for whom test results were received by the Department of Health. A person can be tested by more than one laboratory and can have both positive and negative results. **Therefore, the sum of the numbers in each column will be larger than the total number of people tested.**

Reporting lab	Inconclusive	Negative	Positive	Percent positive	Total
LabCorp (Non-Interfaced)	1	127	196	60%	324
MY HEALTHY BLUEPRINT BY BAPTIST HEALTH CARE		272	52	16%	324
TAVARES PEDIATRICS		273	51	16%	324
JACKSON PLAZA NURSING & REHAB CENTER	6	309	8	2%	323
CHURCH OF SCIENTOLOGY FLAG SERVICE ORGANIZATION		320	3	1%	323
Vi at Lakeside Village Skilled Nursing		309	14	4%	323
KENNEDY PAIN CLINIC GROUP LLC		289	33	10%	322
Solaris Healthcare Lake Bennet		286	36	11%	322
DELTONA HEALTH CARE		298	24	7%	322
BEAR CREEK NURSING CENTER		316	5	2%	321
GOOD SAMARITAN SOCIETY-DAYTONA		300	21	7%	321
CHEEK AND SCOTT DRUGS INC		268	52	16%	320
PruittHealth Santa Rosa		225	94	29%	319
ADVANCED AMBULATORY SURGERY CENTER		305	13	4%	318
BIOCEPT		296	22	7%	318
Avante at Inverness		314	3	1%	317
REGENTS PARK OF BOCA RATON		314	3	1%	317
REHABILITATION CENTER OF LAKE CITY, THE		289	28	9%	317
DEPARTMENT OF HEALTH BUREAU OF FAMILY		311	6	2%	317
PHYSICIANS REGIONAL WALK-IN		190	126	40%	316
ST CATHERINE'S WEST REHABILITATION HOSPITAL		302	13	4%	315
JACKSONVILLE KIDS PEDIATRICS, PLLC		280	35	11%	315
FAMILY CARE PARTNERS OF NE FLORIDA LLC		242	73	23%	315
MEDEXPRESS LUTZ		3	311	99%	314
ST LUCIE EMPLOYEE HEALTH & WELLNESS CENTER		308	6	2%	314
SIGNATURE HEALTHCARE AT THE COURTYARD		266	47	15%	313
FRICKS PHARMACY		250	63	20%	313
AVELLINO LAB USA, INC	1	300	12	4%	313
GENESIS MEDICAL LABORATORY MIAMI FL.		83	230	73%	313
WIMAUMA COMMUNITY HEALTH CENTER		255	57	18%	312
HOLLEY NAVARRE MEDICAL CLINIC		234	78	25%	312
Solaris Healthcare Coconut Creek		306	6	2%	312
ROSEN MEDICAL CENTER		271	41	13%	312
Life Care Center of Sarasota		298	13	4%	311
AMERICAN FINNISH NURSING HOME	2	301	8	3%	311
Heartland Healthcare of Ft. Myers	1	309	1	0%	311
ST JUDE CHILDREN'S RESEARCH HOSPITAL		293	15	5%	308
HEATHER HILL HEALTHCARE CENTER		262	46	15%	308
PALM BEACH COUNTY FIREFIGHTERS HEALTH CLINIC, LLC		259	49	16%	308
ST JAMES HEALTH AND REHABILITATION CENTER		223	85	28%	308
LAKELAND REGIONAL HEALTH SYSTEMS INC		39	266	87%	305
SAINTS 120 LLC	1	270	34	11%	305
LUTHERAN HAVEN		296	9	3%	305
PEDIATRICS IN BREVARD PA		251	54	18%	305
CLARE BRIDGE ORMOND BEACH	1	303			304
HOMESTEAD MANOR	2	260	41	14%	303
MANORCARE AT LELY PALMS		297	5	2%	302

COVID-19: testing by laboratory

Data through Mar 30, 2021 verified as of Mar 31, 2021 at 09:25 AM

Data in this report are provisional and subject to change.

The numbers in the table below represent the number of Florida and non-Florida residents for whom test results were received by the Department of Health. A person can be tested by more than one laboratory and can have both positive and negative results. **Therefore, the sum of the numbers in each column will be larger than the total number of people tested.**

Reporting lab	Inconclusive	Negative	Positive	Percent positive	Total
Avante at St Cloud, Inc.		292	9	3%	301
The Grove Health and Rehabilitation		278	23	8%	301
MANOR CARE OF NAPLES FL LLC		297	3	1%	300
LA MER NH LLC		295	5	2%	300
OSPREY LODGE		240	59	20%	299
HUNT CLUB PEDIATRIC ASSOCIATES, P.A.		258	41	14%	299
BOCA BIOLISTICS REFERENCE LABORATORY	2	185	112	37%	299
TALLAHASSEE NHHI LLC	1	271	27	9%	299
BUENA VISTA URGENT CARE		264	34	11%	298
THE VILLAGES REGIONAL HOSPITAL FREESTANDING		265	32	11%	297
BROOKDALE DESTIN		284	12	4%	296
CROSS POINTE CARE CENTER	2	288	6	2%	296
FLETCHER HEALTH AND REHABILITATION CENTER		295	1	0%	296
LAKE PARK OF MADISON		285	11	4%	296
BAY COUNTY SHERIFFS OFFICE JAIL FACILITY		249	45	15%	294
Avante at Orlando	1	287	6	2%	294
NORTHWEST MEDICAL CENTER CLINICAL LABORATORY		175	118	40%	293
DAYTONA BEACH HEALTH AND REHAB CENTER		291	2	1%	293
ARCPOINT LABS OF ST PETERSBURG		208	85	29%	293
PENSACOLA PEDIATRICS - PACE		281	12	4%	293
LONGWOOD FAMILY PRACTICE		224	69	24%	293
CONSULATE HEALTH CARE OF SAFETY HARBOR		286	7	2%	293
FLORIDA KEYS PEDIATRICS & ADOLESCENT CENTER		277	16	5%	293
SILVERCREST HEALTH AND REHABILITATION CENTER	3	282	8	3%	293
RULEME CENTER	2	263	27	9%	292
BIOIQ		243	48	16%	291
AVON PARK PEDIATRICS INC	3	261	27	9%	291
LODGE HEALTH AND REHABILITATION CENTER, THE		258	32	11%	290
LUIS A GHIGLINO MD PA		281	9	3%	290
PALM GARDEN OF GAINESVILLE	2	285	2	1%	289
AUBURN UNIVERSITY MEDICAL CLINIC		227	62	21%	289
AMERICAN HEALTH ASSOCIATES INC	1	270	18	6%	289
HOSPICE OF LAKE & SUMTER INC	1	282	6	2%	289
DOCTORS MEMORIAL HOSPITAL		157	130	45%	287
ACCURATE DIAGNOSTIC LABS, INC		270	17	6%	287
TIERRA PINES CENTER		275	12	4%	287
METROPOLITAN HOSPITAL CENTER		279	7	2%	286
SARAPATH DIAGNOSTICS		162	124	43%	286
West Melbourne Health and Rehabilitation Center		284	1	0%	285
PERSONALIZED GENETIC TESTING	1	189	95	33%	285
CENTERSTONE OF FLORIDA		261	22	8%	283
W FRANK WELLS NURSING HOME		255	28	10%	283
AURORA DIAGNOSTICS BERNHARDT LABORATORIES PATHOLOGY SERVICE		190	93	33%	283
WHITE WILSON MEDICAL IMMEDIATE CARE NICEVILLE		65	217	77%	282
Concordia Village of Tampa AL		277	5	2%	282
STERLING HOUSE OF DELAND		281	1	0%	282
Sunset Point Center		276	4	1%	280

COVID-19: testing by laboratory

Data through Mar 30, 2021 verified as of Mar 31, 2021 at 09:25 AM

Data in this report are provisional and subject to change.

The numbers in the table below represent the number of Florida and non-Florida residents for whom test results were received by the Department of Health. A person can be tested by more than one laboratory and can have both positive and negative results. **Therefore, the sum of the numbers in each column will be larger than the total number of people tested.**

Reporting lab	Inconclusive	Negative	Positive	Percent positive	Total
BAYA POINTE NURSING AND REHABILITATION		197	83	30%	280
Solaris HealthCare Imperial		271	8	3%	279
VILLAGE PLACE NH LLC		255	24	9%	279
DAVID SCOTT MADWAR MD PA		251	28	10%	279
renaissance health and rehabilitation center		259	19	7%	278
BOULEVARD REHABILITATION CENTER		264	14	5%	278
WESTCHESTER GARDENS LIMITED PARTNERSHIP		272	6	2%	278
HARBOURWOOD	1	272	4	1%	277
PRUITT HEALTH-SANTA ROSA		275	2	1%	277
Crossbreeze care center	1	274	2	1%	277
Rehabilitation Center for Park Place LLC		265	11	4%	276
CYPRESS COVE		270	6	2%	276
VILLAGES REGIONAL HOSPITAL SURGERY CENTER LLC, THE		218	58	21%	276
RITECARE MEDICAL CENTER		200	76	28%	276
Surrey Place Healthcare and Rehabilitation		274	2	1%	276
STATMED QUICK QUALITY CLINIC AT NORTH PINELLAS		66	209	76%	275
RIVERWOOD HEALTH NH LLC		236	39	14%	275
RENAISSANCE AT THE TERRACES		272	2	1%	274
FLORIDA ATLANTIC UNIVERSITY STUDENT HEALTH		230	44	16%	274
Glades West Rehabilitation and Nursing Center		266	8	3%	274
MADISON FACILITY INC		269	3	1%	272
HAVEN OF OUR LADY OF PEACE INC		264	8	3%	272
NASSAU COUNTY JAIL		229	43	16%	272
CHIPOLA HEALTH AND REHAB		254	18	7%	272
USA HEALTH UNIVERSITY HOSPITAL CLINICAL LABORATORY	1	261	10	4%	272
FOUNTAIN INN NURSING & REHABILITATION CTR, INC		265	6	2%	271
FLORIDA STATE HOSPITAL CLINICAL LABORATORY		269	2	1%	271
MACCLENNY NURSING AND REHAB		253	18	7%	271
VETERANS AFFAIRS MEDICAL CENTER - MIAMI		2	268	99%	270
WESTWOOD HEALTHCARE SNF		223	46	17%	269
Premier Place at The Glenview		260	9	3%	269
Chatsworth at PGA National, LLC		257	12	4%	269
APLS SERVICES LLC D/B/A CLEAR DIAGNOSTICS	12	254	2	1%	268
ADVENT HEALTH CENTRA CARE - ORMOND BEACH		113	155	58%	268
PROTEUS MOLECULAR AND CLINICAL LAB	1	155	112	42%	268
CITY OF PORT SAINT LUCIE		247	21	8%	268
BRENTWOOD RETIREMENT COMMUNITY	5	232	31	12%	268
ADVENT HEALTH CARE CENTER	9	246	13	5%	268
ARBOR FACILITY INC		264	3	1%	267
PAVILION FOR HEALTHCARE, THE		265	2	1%	267
ABBOTT LABORATORIES		166	100	38%	266
BHA TITUSVILLE CLINIC		249	17	6%	266
PBC FIREFIGHTER BENEFIT FUND WELLNESS CENTER		222	44	17%	266
SERANADES BY SONATA WEST ORANGE		236	29	11%	265
DE LUNA HEALTH AND REHABILITATION CENTER		242	23	9%	265
PARTICLE THEORY LABS		243	22	8%	265
LAKESIDE NEUROLOGIC		254	10	4%	264

COVID-19: testing by laboratory

Data through Mar 30, 2021 verified as of Mar 31, 2021 at 09:25 AM

Data in this report are provisional and subject to change.

The numbers in the table below represent the number of Florida and non-Florida residents for whom test results were received by the Department of Health. A person can be tested by more than one laboratory and can have both positive and negative results. **Therefore, the sum of the numbers in each column will be larger than the total number of people tested.**

Reporting lab	Inconclusive	Negative	Positive	Percent positive	Total
ORLANDO ORTHOPAEDIC OUTPATIENT SURGERY CENTER LLC		260	3	1%	263
BROWARD NURSING & REHABILITATION CTR	8	240	14	5%	262
CHIPOLA MEDICAL ASSOCIATES, LLC		186	76	29%	262
PONTE VEDRA GARDENS		261	1	0%	262
FIRST CHOICE PRIMARY CARE		207	53	20%	260
CLIFFORD CHESTER SIMS VA NURSING HOME		251	9	3%	260
LORI MCAULIFFE MD PA		227	32	12%	259
SUNCOAST URGENT CARE		198	61	24%	259
CONSULATE HEALTHCARE OF KISSIMMEE		247	12	5%	259
FLORIDA WOMAN CARE LABORATORY LLC		232	26	10%	258
ALLIANCE PEDIATRICS PA		253	5	2%	258
AZALEA TRACE		245	13	5%	258
ADVENT HEALTH - ORLANDO		195	61	24%	256
Solaris Senior Living North Naples ALF		246	9	4%	255
NORTH FLORIDA PEDIATRICS - MARIANNA		216	39	15%	255
JACKSONVILLE UNIVERSITY	1	241	13	5%	255
AMELIA MEDICAL CARE		104	150	59%	254
MARTIN MEMORIAL MEDICAL CENTER LAB		128	126	50%	254
FORT MYERS REHABILITATION AND NURSING CENTER		227	26	10%	253
BOND CLINIC, PA		186	67	26%	253
WASHINGTON REHAB AND NURSING		243	10	4%	253
SHELL POINT VILLAGE MEDICAL CENTER		246	7	3%	253
Cross Gardens Care Center		249	1	0%	250
FAMILY MEDICAL CARE OF PALM BEACH		190	60	24%	250
MIAMI JEWISH HEALTH SYSTEMS, INC	4	237	9	4%	250
BUREAU OF CLINICAL LABORATORIES		208	41	16%	249
ST MARK VILLAGE	1	243	5	2%	249
LAKEVIEW INTERNAL MEDICINE		189	60	24%	249
CONEY ISLAND HOSPITAL		241	7	3%	248
CARRINGTON PLACE OF ST PETE LLC		242	6	2%	248
FLORIDA CLINICAL LABORATORY-BIOREFERENCE LABORATORIES		96	151	61%	247
WALGREENS 10670		215	32	13%	247
KR at Hillsborough Lakes/Lutz Healthcare		237	10	4%	247
CONCIMED LLC		223	24	10%	247
JACKSONVILLE VA UNIVERSITY OPC	4	234	8	3%	246
AVECINA MOBILE		121	125	51%	246
Heritage Healthcare at Tallahassee		239	7	3%	246
EDGEWATER AT WATERMAN VILLAGE,THE		231	15	6%	246
University Crossing		246			246
TERRACES OF LAKE WORTH CARE CENTER☐		234	12	5%	246
HEARTLAND PEDIATRICS OF LAKE PLACID PA	1	215	30	12%	246
ADVENTHEALTH EXPRESS CARE AT WESLEY CH		218	28	11%	246
BAYVIEW CENTER		240	5	2%	245
ROSEWOOD HEALTHCARE & REHABILITATION CENTER		239	6	2%	245
MALABAR/ADVENT CENTRA CARE		48	196	80%	244
Chatham Glen Healthcare and Rehabilitation Center		236	8	3%	244
LIFE HOPE LABS, LLC		238	5	2%	243

COVID-19: testing by laboratory

Data through Mar 30, 2021 verified as of Mar 31, 2021 at 09:25 AM

Data in this report are provisional and subject to change.

The numbers in the table below represent the number of Florida and non-Florida residents for whom test results were received by the Department of Health. A person can be tested by more than one laboratory and can have both positive and negative results. **Therefore, the sum of the numbers in each column will be larger than the total number of people tested.**

Reporting lab	Inconclusive	Negative	Positive	Percent positive	Total
DOS OF NORTH SHORES NURSING & REHAB CENTER		243			243
AFTER HOURS PEDIATRICS INC	1	1	241	99%	243
ARCHER HEALTH VENTURES, LLC		217	25	10%	242
GOOD SAMARITAN CARES		236	5	2%	241
UCC - WELLINGTON		3	238	99%	241
HOMESTEAD VILLAGE		230	11	5%	241
WHITE WILSON MEDICAL CENTER IMMEDIATE CARE		132	108	45%	240
CLARE BRIDGE OF SARASOTA		238	2	1%	240
TGH		1	239	100%	240
FELLOWSHIP HOME AT THE FAIRWAY LLC		233	7	3%	240
PALM GARDEN OF AVENTURA		236	3	1%	239
AMERICAN HOUSE SENIOR LIVING		189	50	21%	239
ORANGE COUNTY HEALTH DEPT		228	11	5%	239
JUPITER MEDICAL CENTER URGENT CENTER		194	43	18%	237
220 GOLDEN, LLC	1	220	16	7%	237
Consulate Health Care of St. Petersburg		230	7	3%	237
SEAVIEW NURSING AND REHABILITATION CENTER		227	9	4%	236
ARDEN COURTS OF TAMPA□	2	229	5	2%	236
ST AUGUSTINE HEALTH & REHAB CENTER		235	1	0%	236
REGENTS PARK AT AVENTURA		221	14	6%	235
BAY TREE CARE AND REHABILITATION CENTER		197	38	16%	235
OAK HAMMOCK AT THE UNIVERSITY OF FLORIDA		229	6	3%	235
ATLANTIC URGENT CARE		155	78	33%	233
POMPANO REHABILITATION AND NURSING CTR		233			233
MANDARIN PEDIATRICS		210	22	9%	232
STERLING HOUSE OF WINTER HAVEN		229	3	1%	232
ManorCare Health Services-Palm Harbor	1	229	1	0%	231
EDGEWOOD NURSING CENTER		221	10	4%	231
HOLISTIC PEDIATRICS GROUP LLC		210	21	9%	231
Orchid Cove at Sarasota		229	1	0%	230
LYNN HAVEN SPORTS COMPLEX-WALKON CLINIC		21	209	91%	230
Lake Port Square Health Center		212	17	7%	229
ST ANTHONYS REHABILITATION HOSPITAL	9	218	2	1%	229
MIAMI CEREBRAL PALSY RESIDENTIAL		227	1	0%	228
AVANTE AT ORMOND BEACH INC		221	6	3%	227
Lakewood Nursing Center		197	29	13%	226
EVENT MED SERVICES LABORATORY		221	5	2%	226
PARKS HEALTHCARE & REHABILITATION CTR	4	211	11	5%	226
SAMIR EBEID MD		203	23	10%	226
HOSPICE OF ST FRANCIS INC□		219	7	3%	226
SIGNATURE HEALTHCARE OF ORANGE PARK		222	3	1%	225
THE RESIDENCE AT TIMBER PINES	4	196	25	11%	225
CCS - JOSEPH V CONTE		223	2	1%	225
ASCENSION MEDICAL GROUP		5	219	98%	224
SURREY PLACE CARE CENTER		218	6	3%	224
DISCOVERY VILLAGE AT MELBOURNE		197	27	12%	224
VI AT BENTLEY VILLAGE HOME CARE		223	1	0%	224

COVID-19: testing by laboratory

Data through Mar 30, 2021 verified as of Mar 31, 2021 at 09:25 AM

Data in this report are provisional and subject to change.

The numbers in the table below represent the number of Florida and non-Florida residents for whom test results were received by the Department of Health. A person can be tested by more than one laboratory and can have both positive and negative results. **Therefore, the sum of the numbers in each column will be larger than the total number of people tested.**

Reporting lab	Inconclusive	Negative	Positive	Percent positive	Total
BARTRAM CROSSING		224			224
LEHIGH VALLEY GENOMICS			223	100%	223
MARTIN ACQUISITION 1 LLC DBA		209	14	6%	223
WIREGRASS DIRECT PRIMARY CARE PLLC□		190	33	15%	223
LCS SANDHILL COVE LLC DBA	6	208	9	4%	223
PINNACLES PEDS CARE PA		222			222
FORT PIERCE HEALTH CARE		215	7	3%	222
NORTH FLORIDA PEDIATRICS PA - DUVAL		193	29	13%	222
ST VINCENT'S AMBULATORY CARE INC DBA	2	188	31	14%	221
PADDOCK RIDGE		218	3	1%	221
CONCORD LIFE SCIENCES LLC	2	201	17	8%	220
NSPIRE HEALTHCARE LAUDERHILL		214	6	3%	220
Signature healthcare of Jacksonville		215	5	2%	220
ADVENT HEALTH - LAKE NONA		191	29	13%	220
CORAL REEF NURSING & REHABILITATION CENTER		213	6	3%	219
Boynton Beach Rehabilitation Center	2	213	4	2%	219
OAKBROOK HEALTH AND REHABILITATION CENTER	1	204	14	6%	219
DOCTORS MEMORIAL FAMILY MEDICINE	2	151	66	30%	219
WOOD LAKE HEALTH AND REHABILITATION CENTER		219			219
ANGELS DIAGNOSTIC GROUP		174	45	21%	219
ADVENT HEALTH CENTRA CARE - DAYTONA BEACH		94	124	57%	218
CORAL GABLES NURSING & REHABILITATION CENTER		207	10	5%	217
THE MANOR AT CARPENTERS		185	32	15%	217
ST. CLOUD REGIONAL MEDICAL CENTER		199	18	8%	217
VETERANS AFFAIRS ORLANDO VA MEDICAL CENTER			217	100%	217
LAKE PORT SQUARE		200	17	8%	217
BROOKDALE ATRIM WAY		210	6	3%	216
LAKESIDE HEALTH CENTER		216			216
COLONY CLUB ALF,THE	1	202	13	6%	216
MEDICAL CONSULTANTS OF FLORIDA LLC	1	181	33	15%	215
CHILDREN MED CARE INC		182	33	15%	215
SUPERIOR RESIDENCES OF PANAMA CITY BEACH		209	6	3%	215
Avante at Lake Worth, Inc.		213	2	1%	215
IMA MEDICAL GROUP		147	68	32%	215
BORLAND GROOVER CLINIC	1	177	37	17%	215
GATEWAY/ADVENT CENTRA CARE	1	24	190	88%	215
EXPERTUS LABORATORIES INC		142	73	34%	215
BAPTIST HEALTH SOUTH FLORIDA - WEST BOCA URGENT CARE		170	45	21%	215
KEY LARGO - LARGO CARGO		193	21	10%	214
ELLENTON PEDIATRICS PA		200	14	7%	214
BLOCK, NATION, CHASE, AND SMOLEN FAMILY MEDICINE		157	57	27%	214
Consulate Healthcare of West Palm Beach		197	16	8%	213
SPRINGS AT LAKE POINTE WOODS		211	2	1%	213
STUART - FAIRGROUNDS		184	29	14%	213
INN AT ASTON GARDENS, THE		205	8	4%	213
MORSELIFE MEMORY CARE RESIDENCE		204	9	4%	213
CONSULATE HEALTH CARE OF WINTER HAVEN		209	3	1%	212

COVID-19: testing by laboratory

Data through Mar 30, 2021 verified as of Mar 31, 2021 at 09:25 AM

Data in this report are provisional and subject to change.

The numbers in the table below represent the number of Florida and non-Florida residents for whom test results were received by the Department of Health. A person can be tested by more than one laboratory and can have both positive and negative results. **Therefore, the sum of the numbers in each column will be larger than the total number of people tested.**

Reporting lab	Inconclusive	Negative	Positive	Percent positive	Total
San Jose Health & Rehabilitation		206	6	3%	212
CONSULATE HEALTH CARE OF MELBOURNE		207	5	2%	212
Bayside Health and Rehabilitation		181	31	15%	212
FLAGLER COUNTY DETENTION CENTER		200	12	6%	212
LIFE CARE CENTER OF PORT ST. LUCIE		200	12	6%	212
POCONO MEDICAL CENTER		212			212
MACTOWN, INC		209	2	1%	211
SUNRISE DIAGNOSTIC LABORATORY		158	53	25%	211
SANDY PINES	2	188	21	10%	211
BODYK		207	4	2%	211
Taylor Care Center		206	5	2%	211
HEALTH FIRST - HOLMES REGIONAL MEDICAL CENTER		32	178	85%	210
BAY VUE NURSING AND REHABILITATION CENTER		200	10	5%	210
CCS - PAUL REIN DETENTION FACILITY		144	66	31%	210
BAPTIST HEALTH URGENT CARE AT PLANTATION		170	40	19%	210
Royal Oaks Nursing and Rehab		209	1	0%	210
GOOD SAMARITAN SOCIETY OF DELAND		199	11	5%	210
GUEST HOUSE OCALA, THE		204	6	3%	210
SOLARIS SENIOR LIVING VERO BEACH		202	8	4%	210
PATHWAY PHARMACY		175	34	16%	209
Whispering Oaks	11	175	23	11%	209
Nspire Health Care Kendall		199	10	5%	209
Avante at Melbourne		206	3	1%	209
ST JOSEPH'S HOSPITAL LABORATORY			209	100%	209
The Palace Nursing and Rehabilitation Center		209			209
PALMS MEDICAL GROUP HIGH SPRINGS		174	34	16%	208
FULGENT GENETICS	2	166	40	19%	208
Flagler Health and Rehabilitation		205	3	1%	208
KINDRED HOSPITAL THE PALM BEACHES		202	5	2%	207
ST PETERSBURG PEDIATRICS-EAST BAY	1	171	34	17%	206
MATHISON RETIREMENT COMMUNITY, INC	1	197	8	4%	206
Cross Terrace REhabitation		203	2	1%	205
Sunnyside Nursing Home		202	3	1%	205
QUICK CARE MED LLC	1	152	52	25%	205
PINELLAS CARE CENTER		171	34	17%	205
PCB CLINIC		159	45	22%	204
FLORIDA HEALTH CARE PLAN INC		2	202	99%	204
DISCOVERY VILLAGE AT NAPLES		187	17	8%	204
ARDEN COURTS OF SEMINOLE		163	41	20%	204
PATHGROUP LABS LLC		97	106	52%	203
FARAH MEDICAL		189	14	7%	203
ADVANCED MEDICAL GROUP		1	202	100%	203
BROOKDALE OF SPRING HILL	9	192	2	1%	203
GLENRIDGE ON PALMER RANCH,THE		195	8	4%	203
ADVENT HEALTH CENTRA CARE - APOPKA NORTH		172	30	15%	202
MILLENNIUM PHYSICIAN GROUP LLC		176	26	13%	202
POLK COUNTY HEALTH DEPARTMENT		178	24	12%	202

COVID-19: testing by laboratory

Data through Mar 30, 2021 verified as of Mar 31, 2021 at 09:25 AM

Data in this report are provisional and subject to change.

The numbers in the table below represent the number of Florida and non-Florida residents for whom test results were received by the Department of Health. A person can be tested by more than one laboratory and can have both positive and negative results. **Therefore, the sum of the numbers in each column will be larger than the total number of people tested.**

Reporting lab	Inconclusive	Negative	Positive	Percent positive	Total
JUPITER MEDICAL CENTER URGENT CARE - STUART		151	51	25%	202
PALM HARBOR FAMILY PRACTICE & WALK-IN		154	47	23%	201
VAMC WEST PALM LAB		5	196	98%	201
The Waterford		198	3	1%	201
Governors Creek Health and Rehabilitation	1	198	2	1%	201
BRADEN RIVER REHABILITATION CENTER LLC		200	1	0%	201
HERITAGE HEALTHCARE AND REHABILITATION CENTER		195	5	3%	200
HIALEAH SHORES NURSING AND REHAB CENTER		192	8	4%	200
BOCA RATON REHABILITATION CENTER	4	192	4	2%	200
HIGHLANDS URGENT CARE			199	100%	199
SOUTHLAND SUITES OF ORMOND BEACH	4	195			199
ADVENT HEALTH - CARROLLWOOD	4	169	26	13%	199
UNIVERSITY OF MIAMI		70	129	65%	199
LAKE VIEW CARE CENTER AT DELRAY		193	6	3%	199
GRACE PEDIATRICS		167	31	16%	198
LAUREL POINT CARE ACQUISITION LLC DBA SANDGATE GARDENS REHAB AND NURSI		171	27	14%	198
DEPARTMENT OF HEALTH & HUMAN SERVICES		198			198
Avante of Boca Raton		198			198
MIRACLE HILL NURSING & REHABILITATION CENTER INC		191	6	3%	197
NEW YORK CITY DEPARTMENT OF HEALTH & MENTAL		163	34	17%	197
TUSCAN GARDENS OF PALM COAST		192	5	3%	197
AMA MEDICAL GROUP LLC		164	32	16%	196
NO FLORIDA PEDIATRICS, PA		169	27	14%	196
KENILWORTH CARE & REHABILITATION CENTER		183	13	7%	196
ABBIEJEAN RUSSELL CARE CENTER		195	1	1%	196
TARPON POINT NURSING AND REHABILITATION CENTER		192	3	2%	195
Heritage Park Rehabilitation & Healthcare		177	18	9%	195
BEACON AT GULF BREEZE, THE	2	181	11	6%	194
BRUCE S WEST MD	1	192	1	1%	194
CARENOW LAKE MARY		45	149	77%	194
MARION AND BERNARD L SAMSON NURSING CENTER		189	4	2%	193
PATRIOT MEDICAL LABORATORIES		185	8	4%	193
SARNO EXTENDED HOURS		124	69	36%	193
ALLSOUTH URGENT CARE		25	168	87%	193
FINLAY CLINICAL LABORATORY INC	1	39	152	79%	192
MEDICATION ROOMS-CSU/CI NURSE STATION	1	180	11	6%	192
LABCORP BURLINGTON		148	44	23%	192
CYPRESS POINT LIVING, LLC		177	15	8%	192
life Care Center of Melbourne		174	17	9%	191
BARKLEY PLACE	1	186	4	2%	191
HEALTH LINK DIAGNOSTIC LABORATORIES		182	9	5%	191
PARK MEADOWS HEALTH AND REHABILITATION CENTER		191			191
LAB CORP	1	111	79	41%	191
NEO GENOMICS - FORT MYERS	1	183	6	3%	190
CRYSTAL RIVER HEALTH & REHAB		189	1	1%	190
WALGREENS 4915	1	170	19	10%	190
HOSPITAL FOR SPECIAL SURGERY		187	3	2%	190

COVID-19: testing by laboratory

Data through Mar 30, 2021 verified as of Mar 31, 2021 at 09:25 AM

Data in this report are provisional and subject to change.

The numbers in the table below represent the number of Florida and non-Florida residents for whom test results were received by the Department of Health. A person can be tested by more than one laboratory and can have both positive and negative results. **Therefore, the sum of the numbers in each column will be larger than the total number of people tested.**

Reporting lab	Inconclusive	Negative	Positive	Percent positive	Total
FIRST CHOICE PEDIATRICS SEMORAN		98	91	48%	189
RIVERWOOD CENTER,THE		179	10	5%	189
The Ponce Therapy Care Center		184	4	2%	188
YOUR FAMILY WALK-IN CLINIC		13	175	93%	188
OCEAN REEF MEDICAL CENTER		150	38	20%	188
STAR CARE		161	27	14%	188
VIERA MANOR ASSISTED LIVING RESIDENCE		181	7	4%	188
WOMEN'S CARE FLORIDA LABORATORY		183	5	3%	188
SENIOR LIVING VII TAMPA LLC	1	178	9	5%	188
LEESBURG PEDIATRICS		161	27	14%	188
GULF COAST MEDICAL CENTER		182	5	3%	187
SOUTH BALDWIN REGIONAL MEDICAL CENTER		175	12	6%	187
PLANTATION NURSING & REHAB CENTER		187			187
MIAMI VA HEALTHCARE SYSTEM			186	100%	186
MIDWAY PRIMARY CARE, LLC	11	103	72	39%	186
ANTHEM LAKES LLC		151	35	19%	186
CSL PLASMA		31	155	83%	186
GEORGE SAFRAN MD PC		172	13	7%	185
JACKSONVILLE NURSING AND REHAB CENTER		177	8	4%	185
ADVENT		172	13	7%	185
NIGHT LITE PEDIATRICS WINTER GARDEN		144	41	22%	185
Jacaranda Manor		184	1	1%	185
WORKPLACE SCREENING INTELLIGENCE			185	100%	185
LIFE CARE CENTER OF ALTAMONTE SPRINGS		157	27	15%	184
CANTERFIELD OF CLAY COUNTY		146	38	21%	184
ZON BEACHSIDE LLC		147	37	20%	184
ST. JAMES BAY HEALTH AND REHABILITATION CENTER		183	1	1%	184
EDWARD J HEALEY REHAB & NURSING CENTER		184			184
GEORGIA DEPARTMENT OF PUBLIC HEALTH	1	5	178	97%	184
COLLIER PHARMACY		149	35	19%	184
FLORIDA DEPARTMENT OF HEALTH IN TAYLOR COUNTY	1	140	43	23%	184
BAPTIST HEALTH PRIMARY CARE	1	134	49	27%	184
Sunrise Health and Rehabilitation Center		175	8	4%	183
TUSCAN GARDENS OF VENETIA MANAGEMENT COMPANY		169	14	8%	183
ADVENT HEALTH CENTRA CARE - WESLEY CHAPEL		13	170	93%	183
RIVERSIDE RECOVERY OF TAMPA		181	1	1%	182
HAWKINS FAMILY MEDICINE LLC	1	130	51	28%	182
A PLUS PEDIATRICS		159	23	13%	182
BROOKDALE ORANGE PARK		181	1	1%	182
PHYSICIANS REGIONAL MEDICAL CENTER - PINE RIDGE		20	162	89%	182
NADAL PEDIATRICS - VICTORIA STREET (3385)		153	28	15%	181
PEDIATRIC SPECIALISTS MEDICAL GROUP	1	165	15	8%	181
JUNO DERMATOLOGY LLC		164	17	9%	181
Emory L Bennett State Veterans Nursing Home		178	3	2%	181
GLADES HEALTH CARE CENTER		178	3	2%	181
STERLING HOUSE OF PUNTA GORDA		179	1	1%	180
ESCAMBIA COUNTY JAIL DETENTION DIVISION		175	5	3%	180

COVID-19: testing by laboratory

Data through Mar 30, 2021 verified as of Mar 31, 2021 at 09:25 AM

Data in this report are provisional and subject to change.

The numbers in the table below represent the number of Florida and non-Florida residents for whom test results were received by the Department of Health. A person can be tested by more than one laboratory and can have both positive and negative results. **Therefore, the sum of the numbers in each column will be larger than the total number of people tested.**

Reporting lab	Inconclusive	Negative	Positive	Percent positive	Total
PRIMECARE OF DOTHAN		126	54	30%	180
SUNY UPSTATE MEDICAL UNIVERSITY		164	15	8%	179
ARDEN COURTS OF DELRAY BEACH FL LLC	3	166	10	6%	179
SUMMERFIELD EMERGENCY ROOM		135	44	25%	179
ARDEN COURTS OF LARGO FL, LLC		157	22	12%	179
EXOSOME DIAGNOSTICS	1	158	19	11%	178
US MEDICAL CARE, INC		157	21	12%	178
WILLISTON PEDIATRICS PA	1	148	29	16%	178
ALL SEASONS NAPLES LLC		172	5	3%	177
SACRED HEART HEALTH SYSTEM INC		144	33	19%	177
SUNLIFE PHARMACY		155	22	12%	177
ADVENT HEALTH CENTRA CARE - CARROLLWOOD		5	172	97%	177
ROSECASTLE OF CITRUS		147	30	17%	177
GENE BY GENE		61	115	65%	176
ARDEN COURTS OF FORT MYERS		170	6	3%	176
FLORIDA DEPARTMENT OF HEALTH IN ALACHUA COUNTY -		162	14	8%	176
PEDIATRICS OF GREATER ORLANDO		152	24	14%	176
ORLANDO HEALTH EMERGENCY DEPARTMENT		163	12	7%	175
CARE CENTERS OF NASSAU		172	3	2%	175
CANTERFIELD OF OCALA, LLC		163	11	6%	174
ASTON GARDENS AT PELICAN MARSH		169	5	3%	174
ENCOMPASS HEALTH REHABILITATION OF SEA PINES		173	1	1%	174
ROSECASTLE OF ZEPHRHILLS		171	3	2%	174
BONITA PHARMACY		155	19	11%	174
BENDERSON FAMILY SKILLED NURSING AND		157	17	10%	174
NORTH FLORIDA INTERNAL MEDICINE PA		140	34	20%	174
The Inn at Sarasota Bay Club		172	2	1%	174
ANCHOR CARE AND REHABILITATION CENTER		173	1	1%	174
DOLPHIN POINTE HEALTH CARE LLC		153	20	12%	173
LAKE REGIONAL URGENT CARE		11	162	94%	173
MID FLORIDA PATHOLOGY LLC MOBILE UNIT #4		120	53	31%	173
VILLA MARIA WEST SKILLED NURSING FACILITY		166	7	4%	173
CAREATC CITY OF TAMPA	2	141	29	17%	172
BAY EDUCATORS WELLNESS CENTER		115	57	33%	172
BRIGHTON EGGERT PHARMACY INC		165	7	4%	172
FORT WALTON REHABILITATION CENTER		133	39	23%	172
HEALTHPOINT MED GRP OF THE EMERALD COAST LLC		138	34	20%	172
CENTRAL FLORIDA HEALTHCARE GROUP LLC		151	21	12%	172
MCW MENTAL HEALTH LLC		167	4	2%	171
BROOKDALE FORT MYERS THE COLONY		167	4	2%	171
VILLAGE PEDIATRICS LLC		142	28	16%	170
HIGHLANDS LAKE CENTER		165	5	3%	170
PEACHTREE IMMEDIATE CARE		139	31	18%	170
HUNT CLUB PEDIATRIC ASSOCIATES PA		106	64	38%	170
MOBILE INFIRMARY MED CENTER PATH LAB		155	15	9%	170
Life Care Center of Orlando		164	5	3%	169
SUWANNEE VALLEY NURSING CENTER		155	14	8%	169

COVID-19: testing by laboratory

Data through Mar 30, 2021 verified as of Mar 31, 2021 at 09:25 AM

Data in this report are provisional and subject to change.

The numbers in the table below represent the number of Florida and non-Florida residents for whom test results were received by the Department of Health. A person can be tested by more than one laboratory and can have both positive and negative results. **Therefore, the sum of the numbers in each column will be larger than the total number of people tested.**

Reporting lab	Inconclusive	Negative	Positive	Percent positive	Total
ADVENT HEALTH - PALM HARBOR ER		133	36	21%	169
PROFESSIONAL URGENT CARE SERVICES		131	37	22%	168
NAIA		167	1	1%	168
NADAL PEDIATRICS		136	32	19%	168
PANAMA CITY DEVELOPMENTAL CENTER☐		168			168
URGENT CARE OF THE PALM BEACHES, NORTH PALM BEACH			167	100%	167
ADVENT HEALTH CENTRA CARE - TEMPLE TERRACE	1	103	63	38%	167
OSPREY VILLAGE AT AMELIA ISLAND LTD		157	10	6%	167
COASTAL INTERNAL MEDICINE		129	38	23%	167
AMERICAN FAMILY MEDICAL LLC		125	41	25%	166
MEADOWCREST FAMILY PHYSICIANS		97	69	42%	166
CITRUS HEALTH AND REHAB		132	33	20%	165
THE PLAYERS CHAMPIONSHIP		165			165
CAYUGA MEDICAL CENTER AT ITHACA		160	5	3%	165
THE ARLINGTON OF NAPLES INC.		162	3	2%	165
REGENCY PARK		147	18	11%	165
Hampton Court Nursing and Rehabilitation Center		163	2	1%	165
LAKEVIEW TERRACE RETIREMENT COMMUNITY		147	17	10%	164
NORTH BEACH REHABILITATION CENTER		162	2	1%	164
NAPHCARE, INC AT MANATEE COUNTY JAIL		139	25	15%	164
WOODBIDGE FACILITY INC		159	5	3%	164
PRECISION GENETICS, INC		157	6	4%	163
VITAS HEALTHCARE CORPORATION OF FL		148	15	9%	163
BRADENTON HEALTH CARE		163			163
WESLEY HAVEN VILLA	1	128	34	21%	163
EAST NEW YORK DIAGNOSTIC AND TREATMENT		154	9	6%	163
TRI COUNTY NURSING HOME		162	1	1%	163
FINNISH AMERICAN REST HOME-ALF		161	2	1%	163
TERRACE AT HOBE SOUND, THE	1	154	8	5%	163
Kindred Hospital South Florida Hollywood SNU		155	7	4%	162
VIPEDIATRICS PLLC		147	15	9%	162
SOMERBY LAKE NONA		154	7	4%	161
CHARTER SENIOR LIVING OF PANAMA CITY BEACH		140	21	13%	161
WEST COAST FAMILY MEDICAL CARE		126	34	21%	160
KEYSTONE REHAB		160			160
ARCADIA HEALTH AND REHABILITATION CENTER		100	60	38%	160
GREENBRIAR REHABILITATION AND NURSING CENTER	1	159			160
ABSOLUTE HEALTH INTERNAL MEDICINE AND PEDIATRICS		140	19	12%	159
BROOKDALE PENSACOLA		158	1	1%	159
QUALITY URGENT CARE AND WELLNESS PL	3	113	42	27%	158
DESOTO PALMS ALF		153	5	3%	158
WUESTHOFF REF LABORATORY			158	100%	158
DOCTORS MEMORIAL FAMILY PRACTICE	2	119	36	23%	157
KRYSTAL BAY NURSING AND REHABILITATION		152	5	3%	157
Englewood Healthcare and Rehab		141	15	10%	156
NORTH PORT REHABILITATION AND NURSING CENTER☐		155	1	1%	156
BVM THE BRIDGES LLC		156			156

COVID-19: testing by laboratory

Data through Mar 30, 2021 verified as of Mar 31, 2021 at 09:25 AM

Data in this report are provisional and subject to change.

The numbers in the table below represent the number of Florida and non-Florida residents for whom test results were received by the Department of Health. A person can be tested by more than one laboratory and can have both positive and negative results. **Therefore, the sum of the numbers in each column will be larger than the total number of people tested.**

Reporting lab	Inconclusive	Negative	Positive	Percent positive	Total
TIMBERRIDGE NURSING HOME & REHAB		123	33	21%	156
COCOA BEACH/ADVENT CENTRA		41	114	74%	155
WILTON MANORS HEALTH & REHABILITATION CENTER		146	9	6%	155
FIRST CHOICE PEDIATRICS INC		141	14	9%	155
EMBRY RIDDLE AERONAUTICAL UNIVERSITY HEALTH SERVICES		1	154	99%	155
RITE MEDICAL CARE PC		153	2	1%	155
POINTE, THE		127	28	18%	155
FHMG-FLORIDA HOSPITAL MEDICAL GROUP		130	25	16%	155
AMERICAN RESEARCH LABS		151	4	3%	155
QUEENS HOSPITAL CENTER	1	144	10	6%	155
NO FLORIDA PEDIATRICS, PA - BRADFORD		126	29	19%	155
FAWCETT MEMORIAL HOSPITAL-LAB		39	115	75%	154
PRUITT HEALTH		152	2	1%	154
PALMETTTO FACILITY INC	1	153			154
PROVIDENCE HOSPITAL LABORATORY		146	8	5%	154
DIAMOND RIDGE		147	7	5%	154
ALL FLORIDA FAMILY AND SPORTS MEDICINE		134	20	13%	154
RDV SPORTSPLEX PEDIATRICS		126	27	18%	153
WRIGHTS HEALTH CARE AND REHABILITATION CENTER		123	30	20%	153
BENTON HOUSE AT OAKLEAF		122	30	20%	152
SUNNY HILLS ALF OF SEBRING INC		140	12	8%	152
JACKSON COUNTY HEALTH DEPARTMENT		105	47	31%	152
D PEDIATRICS		134	17	11%	151
GRAVITY DIAGNOSTICS		56	95	63%	151
NAVARRE GARDENS LLC		126	25	17%	151
Madison Health and Rehabilitation Center		115	36	24%	151
PHYSICIAN PARTNERS PERRY		87	64	42%	151
CORE BIO LABS		76	74	49%	150
VIERA DEL MAR HEALTH AND REHABILITATION CENTER		146	4	3%	150
LIFE BRITE		134	16	11%	150
REFUAH HEALTH CENTER LABORATORY		143	7	5%	150
CLERMONT URGENT CARE			150	100%	150
The Crossroads		149	1	1%	150
LABORATORY OF FLORIDA		97	53	35%	150
LAKE WALES OPERATING GROUP LLC		144	5	3%	149
GULFCOAST PEDIATRICS		140	9	6%	149
GOLD CHOICE SENIOR COMMUNITIES		109	40	27%	149
PRECISION HEALTH RESOURCES, LLC	1	133	15	10%	149
ADVENTHEALTH HOSPICE CARE CENTRAL FLORIDA		145	4	3%	149
F&T MEDICAL RESEARCH, INC		149			149
FLORIDA HEALTH CARE PLANS INC		2	147	99%	149
MILLENNIUM LAB SERVICES			148	100%	148
WALGREENS 6221		131	17	11%	148
MACKOUL PEDIATRICS FORT MYERS		130	17	12%	147
CROSSWINDS HEALTH AND REHABILITATION CENTER	1	144	2	1%	147
PALM BEACH COUNTY HEALTH DEPT LAB	4	137	6	4%	147
PENSACOLA PEDIATRICS MILTON		135	12	8%	147

COVID-19: testing by laboratory

Data through Mar 30, 2021 verified as of Mar 31, 2021 at 09:25 AM

Data in this report are provisional and subject to change.

The numbers in the table below represent the number of Florida and non-Florida residents for whom test results were received by the Department of Health. A person can be tested by more than one laboratory and can have both positive and negative results. **Therefore, the sum of the numbers in each column will be larger than the total number of people tested.**

Reporting lab	Inconclusive	Negative	Positive	Percent positive	Total
CRANE CENTER		116	31	21%	147
SEAGRASS VILLAGE FLEMING ISLAND		110	37	25%	147
SONATA COCONUT CREEK	2	122	23	16%	147
CHERRY OAK PALM BEACH COUNTY		138	8	5%	146
ALLCARE MEDICAL CENTERS PC		122	24	16%	146
TUSCAN ISLE CHAMPIONSGATE OP CO LLC		144	2	1%	146
BOSTON RED SOX CLUB LP		144	2	1%	146
Quail Run Health Care Center		146			146
CLEARWATER STATMED QUICK QUALITY CLINICS		42	104	71%	146
FAMILY EXTENDED CARE OF CENTRAL TAMPA		127	18	12%	145
REGENCY CARE OF BLOUNTSTOWN LLC		135	10	7%	145
WEDGEWOOD HEALTHCARE CENTER		93	52	36%	145
JEFFERSON COUNTY HEALTH DEPARTMENT-MONTICELLO		114	31	21%	145
BROOKDALE CAPE CORAL		145			145
Lehigh Acres Health and Rehabilitation		134	11	8%	145
KINDRED HOSPITAL MELBOURNE	1	139	4	3%	144
NCRNC INC		140	4	3%	144
ADVENTHEALTH CENTRA CARE PONCIANA	1	81	62	43%	144
HEARTLAND HEALTHCARE AND REHAB CENTER		122	22	15%	144
JEFFERY WEINZWEIG		2	141	99%	143
Peninsula Care and Rehab		131	12	8%	143
DAYSPRING VILLAGE		121	22	15%	143
MAINSTREAM DIAGNOSTIC LABORATORY LLC		123	20	14%	143
NEMOURS CHILDREN'S URGENT CARE		80	62	44%	142
Oakhurst Center		135	7	5%	142
TRADITION MEDICAL CENTER LABORATORY		54	88	62%	142
PEDIATRIC ASSOCIATES AT ARGYLE PA		135	6	4%	141
CVS		40	101	72%	141
ISLAND HEALTH AND REHABILITATION CENTER		140	1	1%	141
NOVARI CARE LLC		97	44	31%	141
PROVISTA DIAGNOSTICS, INC		138	3	2%	141
PROMPT CARE OF CENTRAL FLORIDA			141	100%	141
UNITED CLINICAL LABORATORIES		132	9	6%	141
OAKS OF KISSIMMEE HEALTH AND REHABILITATION CENTER		138	3	2%	141
PORT ST LUCIE REHABILITATION AND HEALTHCARE		98	43	30%	141
TGH URGENT CARE - SEMINOLE			141	100%	141
GATEWAY CARE CENTER		139	1	1%	140
APOLLO HEALTH & REHABILITATION		134	6	4%	140
KINDRED HOSPITAL - SOUTH FLORIDA		137	3	2%	140
DB MD		124	16	11%	140
ADVENTHEALTH MEDICAL GROUP FAMILY MEDICINE AT		109	31	22%	140
SHC College Park		138	1	1%	139
RAPID RELIABLE TESTING NY LLC		130	9	6%	139
Gulf Coast Healthcare (Longwood Health and Rehab		118	21	15%	139
GRAND OAKS HEALTH & REHABILITATION		138	1	1%	139
FLORIDA MEDICAL CLINIC LLC		79	60	43%	139
AHEC CLINIC		7	131	95%	138

COVID-19: testing by laboratory

Data through Mar 30, 2021 verified as of Mar 31, 2021 at 09:25 AM

Data in this report are provisional and subject to change.

The numbers in the table below represent the number of Florida and non-Florida residents for whom test results were received by the Department of Health. A person can be tested by more than one laboratory and can have both positive and negative results. **Therefore, the sum of the numbers in each column will be larger than the total number of people tested.**

Reporting lab	Inconclusive	Negative	Positive	Percent positive	Total
SMILEY MEDICAL GROUP		108	30	22%	138
ADVENT HEALTH CENTRA CARE - CITRUS PARK		9	129	93%	138
CARENOW URGENT CARE - LAKE MARY			138	100%	138
GATTOLINE ENTERPRISES, INC. DBA FAMILY CARE PHARMACY		113	25	18%	138
ADVENT HEALTH CENTRA CARE - DELAND		28	110	80%	138
AMERICAN PATHOLOGY PARTNERS		136	2	1%	138
CITRUS MEMORIAL HOSPITAL			138	100%	138
WINDSOR OF LAKEWOOD RANCH,THE		136	2	1%	138
LabCorp L#09258090 M#09258105		74	64	46%	138
FAWCETT MEMORIAL HOSPITAL LABORATORY			137	100%	137
PPC-LAB EDI ORCHARD BI		129	8	6%	137
MV MEDICAL PRACTICE DBA PRIMARY URGENT CARE		130	7	5%	137
JPR URGENT MEDICAL CARE		133	4	3%	137
MANOR AT BLUEWATER BAY		131	6	4%	137
Centre Pointe Health and Rehabilitation Center		126	11	8%	137
SPRING HAVEN RETIREMENT	1	133	3	2%	137
MEASE COUNTRYSIDE HOSPITAL		1	136	99%	137
PEDIATRICS IN BREVARD PA- ROCKLEDGE		100	36	26%	136
DOCTOR'S IN HOUSE LABORATORY		18	118	87%	136
LONGWOOD HEALTH AND REHABILITATION CENTER		124	12	9%	136
ADVENT HEALTH CENTRA CARE - ORANGE CITY	1	53	82	60%	136
SONATA DELRAY BEACH		125	11	8%	136
WALTON PLACE		136			136
MANOR CARE OF PALM HARBOR		135	1	1%	136
LIFE CARE CENTER OF JACKSONVILLE		115	21	15%	136
CLARE BRIDGE OF CAPE CORAL	1	135			136
MED COMP SCIENCES		1	134	99%	135
IRL MARKET LAB ALACHUA		104	31	23%	135
PEDIATRIC CARE CENTER		135			135
CLINICA HISPANA		1	134	99%	135
SONATA WEST		133	2	1%	135
KINDRED HOSPITAL SOUTH FLORIDA		119	16	12%	135
DAYSPRING SENIOR LIVING LLC		133	2	1%	135
STEWART MEDICAL GROUP		34	100	75%	134
ADVANCED MEDICAL CENTER		86	48	36%	134
HAZELDEN FLORIDA	1	129	4	3%	134
WILLOWBROOKE COURT AT ST ANDREWS ESTATES		129	5	4%	134
Lakeside Nursing and Rehabilitation Center	1	108	25	19%	134
HOSPICE OF THE TREASURE COAST		128	5	4%	133
SOUTH CAMPUS FACILITY INC		122	11	8%	133
THE REHABILITATION CENTER OF LAKE CITY		127	5	4%	132
RESEARCH CENTERS OF AMERICA, LLC		109	23	17%	132
AMERICAN HOUSE-BONITA SPRINGS		131	1	1%	132
ESCAMBIA COUNTY JAIL	1	104	27	20%	132
ARIZONA DEPARTMENT OF HEALTH SERVICES		5	127	96%	132
INTEGRATED REGIONAL LABORATORIES		119	12	9%	131
FOUNTAINS OF HOPE LLC, THE		130	1	1%	131

COVID-19: testing by laboratory

Data through Mar 30, 2021 verified as of Mar 31, 2021 at 09:25 AM

Data in this report are provisional and subject to change.

The numbers in the table below represent the number of Florida and non-Florida residents for whom test results were received by the Department of Health. A person can be tested by more than one laboratory and can have both positive and negative results. **Therefore, the sum of the numbers in each column will be larger than the total number of people tested.**

Reporting lab	Inconclusive	Negative	Positive	Percent positive	Total
THE WELLNESS CENTER AT LAKEWOOD RANCH		43	88	67%	131
CENTRACARE		17	114	87%	131
LAKELAND REGIONAL HEALTH LAKE MIRIAM	2	87	42	32%	131
MINUTECLINIC DIAGNOSTIC		124	7	5%	131
ATMORE COMMUNITY HOSPITAL LABORATORY		104	27	21%	131
GARDENS HEALTH NH LLC		128	3	2%	131
WALGREENS #06012		115	16	12%	131
HARBORCHASE OF VERO BEACH	1	115	15	11%	131
BAYCARE HEALTH SYSTEMS		3	128	98%	131
MOOSEHAVEN LIFE CARE CENTER		130			130
AMERICAN ESOTERIC LAB-BIRMINGHAM		127	3	2%	130
VITAS HEALTHCARE		119	10	8%	129
The Crossings		127	2	2%	129
AEGIS MEDICAL GROUP		108	21	16%	129
CHARLES CROFT MD	1	127	1	1%	129
BMHSI-AEL MICROBIOLOGY LABORATORY	2	102	25	19%	129
SONNIS PEDIATRICS PA		116	13	10%	129
TRI-COUNTY NURSING HOME		117	12	9%	129
SEMINOLE TRIBE OF FLORIDA		104	25	19%	129
WILLOW BROOKE COURT AT AZALEA TRACE		128	1	1%	129
ARDEN COURTS OF LELY PALMS		126	2	2%	128
QUICK CARE MED PL CR		80	48	38%	128
FIRSTCARE CLINIC		67	61	48%	128
HILLSBOROUGH COUNTY DEVELOPMENTAL CTR	1	117	9	7%	127
MINUTECLINIC DIAGNOSTIC OF TEXAS, LLC		113	14	11%	127
SHOAL CREEK REHABILITATION CENTER		85	42	33%	127
DIAGNOSTIC LABORATORY OF OKLAHOMA		102	25	20%	127
GESSLER CLINIC PA		98	29	23%	127
MAGNOLIA MEDICAL CLINIC		20	106	84%	126
Signature Healthcare of Ormond		125	1	1%	126
ST PETERSBURG PEDIATRICS-MLK JUNIOR BLVD		117	9	7%	126
THE CLUB AND REHABILITATION CENTER		124	1	1%	125
CARE RESOURCE COMMUNITY HEALTH CENTERS INC		119	6	5%	125
IQBAL A FARUQUI MD		93	32	26%	125
ADVENT HEALTH CENTRA CARE - BRANDON		31	93	75%	124
ARBOR GLEN AT ARBOR TRACE	2	113	9	7%	124
Mt Sinai Aventura			124	100%	124
KINDRED HOSPITAL-BAY AREA-ST PETERSBURG LAB	1	117	6	5%	124
NORTH FL SOUTH GA HCS-MALCOM RANDALL VAMC			124	100%	124
Signature Healthcare of Palm Beach		122	1	1%	123
AMERICAN HOUSE COCONUT POINT		105	18	15%	123
MINUTECLINIC LLC #4987		107	16	13%	123
CITRUS MEMORIAL HEALTH SYSTEM LAB		2	121	98%	123
COQUINA CENTER		119	4	3%	123
WINDERMERE MEDICAL CENTER		118	5	4%	123
LABCORP RTP		49	74	60%	123
PSL NAPLES BH OPERATIONS, LLC		122			122

COVID-19: testing by laboratory

Data through Mar 30, 2021 verified as of Mar 31, 2021 at 09:25 AM

Data in this report are provisional and subject to change.

The numbers in the table below represent the number of Florida and non-Florida residents for whom test results were received by the Department of Health. A person can be tested by more than one laboratory and can have both positive and negative results. **Therefore, the sum of the numbers in each column will be larger than the total number of people tested.**

Reporting lab	Inconclusive	Negative	Positive	Percent positive	Total
FLORIDA ATLANTIC UNIVERSITY		115	7	6%	122
THREE OAKS PHARMACY INC		109	13	11%	122
GENEDX		47	75	61%	122
MINUTECLINIC DIAGNOSTIC OF RHODE ISLAND, LLC #729		118	4	3%	122
BARBARA O'REILLY MD PA		118	4	3%	122
PANAMA PHARMACY	3	101	18	15%	122
HIGHLANDS MEDICAL CENTER		119	3	2%	122
URGENT CARE TCMA			121	100%	121
Sandy Ridge Center for Rehabilitation and Healing		100	21	17%	121
ISLAND URGENT CARE PLLC DBA AFC URGENT CARE		120	1	1%	121
PARKVIEW HEALTH		121			121
OPPENHEIMER PLASTIC SURGERY LLC		116	5	4%	121
Crystal Health & Rehab Center		115	6	5%	121
FLORIDA DEPARTMENT OF HEALTH IN LAKE COUNTY	1	78	42	35%	121
MEYER PEDIATRICS		107	14	12%	121
MEMORY CARE OF NAPLES		120			120
NSPIRE HEALTHCARE TAMARAC		80	40	33%	120
MINUTECLINIC DIAGNOSTIC OF SOUTH CARO		98	22	18%	120
THE COURTYARD ASSISTED LIVING		116	4	3%	120
BROOKDALE JENSEN BEACH		117	3	3%	120
ALTERNATIVE LIVING, INC DBA TWIN CITIES PAVILION		117	3	3%	120
SUMMIT MEDICAL GROUP		108	11	9%	119
LEE MEMORIAL HEALTH SYSTEM HEALTH FAIR		114	5	4%	119
MED ONE AT SAINT AUGUSTINE		87	32	27%	119
GRAND VILLA OF LAKELAND		113	6	5%	119
MATHISON RETIREMENT COMMUNITY		114	5	4%	119
PALMS FACILITY INC		104	15	13%	119
HOBDAIR FAMILY HEALTH LLC		82	36	31%	118
KINDRED HOSPITAL NORTH FLORIDA	3	108	7	6%	118
INNOVATIVE GENOMICS, LLC		94	24	20%	118
VITAS HEALTHCARE CORPORATION OF FLORIDA		115	3	3%	118
SH HERON EAST LLC		103	15	13%	118
SEVEN HILLS HEALTH AND REHABILITATION CENTER		102	16	14%	118
SURFSIDE URGENT CARE		96	22	19%	118
COASTAL HEALTH AND REHAB		110	8	7%	118
RDX BIOSCIENCE		60	58	49%	118
MONTEFIORE MEDICAL CENTER LABORATORIES - MOSES		107	10	9%	117
NEIGHBORHOOD MEDICAL CENTER		112	5	4%	117
BIODESIX, INC.		88	29	25%	117
SOLARIS SENIOR LIVING OF MERRITT ISLAND		112	4	3%	116
PINELLAS COUNTY JAIL			116	100%	116
HEARTLAND PHARMACY LAKE PLACID, INC		86	30	26%	116
ARBOR TERRACE SAN JOSE LLC	3	111	2	2%	116
BELVEDERE COMMONS OF FORT WALTON BEACH		106	10	9%	116
SEMINOLE SPORTS AND FAMILY MEDICINE		103	13	11%	116
FLAGLER COLLEGE HEALTH SERVICES		83	33	28%	116
L&S SENIOR CARE DBA ARCADIA OAKS	4	111	1	1%	116

COVID-19: testing by laboratory

Data through Mar 30, 2021 verified as of Mar 31, 2021 at 09:25 AM

Data in this report are provisional and subject to change.

The numbers in the table below represent the number of Florida and non-Florida residents for whom test results were received by the Department of Health. A person can be tested by more than one laboratory and can have both positive and negative results. **Therefore, the sum of the numbers in each column will be larger than the total number of people tested.**

Reporting lab	Inconclusive	Negative	Positive	Percent positive	Total
LEE COUNTY SCHOOL DISTRICT	1	108	7	6%	116
SUNFLOWER SPRINGS ASSISTED LIVING		105	10	9%	115
TIFFANY HALL NURSING AND REHAB CENTER		106	9	8%	115
PRIME HEALTH OF NORTH PORT LLC		97	18	16%	115
WELLOW URGENT CARE PC		113	2	2%	115
A2Z DIAGNOSTICS		114	1	1%	115
TGH URGENT CARE - TYRONE		2	113	98%	115
MD 365 MEDICAL CARE		114	1	1%	115
ARDEN COURTS OF PALM HARBOR		96	19	17%	115
BROOKDALE COLONIAL PARK	2	112	1	1%	115
BROWARD HEALTH CORAL SPRINGS EPIDEMIOLOGY DEPT		1	114	99%	115
UNIVERSITY MEDICAL CENTER SUITES		100	14	12%	114
EC OPCO CARROLLWOOD LLC		108	6	5%	114
UNIVERSITY HEALTH SYSTEM INC		103	11	10%	114
SOUTH BALDWIN MEDICAL CENTER GULF SHORES		91	23	20%	114
WESTWOOD NURSING & REHAB		80	34	30%	114
ELAN BUENA VISTA		97	17	15%	114
CABANA AT JENSEN DUNES, THE		110	4	4%	114
PANCARE HEALTH GULF COUNTY		85	28	25%	113
TREASURE COAST MEDICAL ASSOCIATES		4	109	96%	113
Hialeah Nursing And Rehabilitation Center		108	5	4%	113
MY CLINICAL LAB INC		17	96	85%	113
Courtyards of Orlando Care Center		101	12	11%	113
BIGGERS FAMILY MEDICINE PA	1	99	12	11%	112
ALLIED HEALTH FORT PIERCE		112			112
CLEVELAND CLINIC FOUNDATION		12	100	89%	112
VILLAS OF HOLLY BROOK - BRADENTON 14TH		110	2	2%	112
DIATHERIX LABORATORIES		68	44	39%	112
ISLAND DOCTORS		21	90	81%	111
ARDEN COURTS OF WEST PALM BEACH		111			111
Golfview Healthcare Center		106	5	5%	111
ARBOR TERRACE ORTEGA LLC	2	107	2	2%	111
SOUTH GEORGIA MEDICAL CENTER		71	40	36%	111
MG PORT CHARLOTTE II SUBTENANT LLC		99	12	11%	111
PHYSICIANS REGIONAL CLINIC		82	29	26%	111
MICRO PATH LABORATORIES INC		108	3	3%	111
TURNING POINT OF TAMPA		105	6	5%	111
WESTCHESTER MEDICAL CENTER	1	107	3	3%	111
J FRANK AVEY MD		87	24	22%	111
HOSPICE OF THE EMERALD COAST INC - PANAMA CITY	2	102	7	6%	111
LAKE HOUSE ASSISTED LIVING		93	17	15%	110
LATE HOURS URGENT CARE		60	50	45%	110
HCTB INC		99	11	10%	110
TOTAL RENAL LABORATORIES INC		98	12	11%	110
FHMG LAKE MARY PEDS		95	15	14%	110
SUMMIT MEDICAL GROUP PA		99	10	9%	109
ROHR HOME		106	3	3%	109

COVID-19: testing by laboratory

Data through Mar 30, 2021 verified as of Mar 31, 2021 at 09:25 AM

Data in this report are provisional and subject to change.

The numbers in the table below represent the number of Florida and non-Florida residents for whom test results were received by the Department of Health. A person can be tested by more than one laboratory and can have both positive and negative results. **Therefore, the sum of the numbers in each column will be larger than the total number of people tested.**

Reporting lab	Inconclusive	Negative	Positive	Percent positive	Total
SUNY UPSTATE OVERFLOW LABORATORY		109			109
Riviera Health Resort		108	1	1%	109
COASTAL DETOX		106	3	3%	109
WEST		95	14	13%	109
EVANS HEALTH CARE		106	2	2%	108
ORANGE PARK PEDIATRICS		98	10	9%	108
TUSCAN ISLE OPERATING COMPANY LLC DBA		104	4	4%	108
ALL MY KIDS PEDIATRICS INC		76	32	30%	108
CSL PLASMA INC		7	101	94%	108
North Lake Care Center		107	1	1%	108
XPRESS URGENT CARE- PORT ST. LUCIE		37	71	66%	108
NAVY HOSPITAL			107	100%	107
BAY VIEW HEALTHCARE		85	22	21%	107
REGENCY OAKS HEALTH CENTER		105	2	2%	107
BAY PINES MEDICAL ASSOCIATES		1	105	99%	106
MINUTECLINIC DIAGNOSTIC OF NORTH CAROL		84	22	21%	106
BAY REGIONAL URGENT CARE	1	67	38	36%	106
NORTH FLORIDA EVALUATION AND TREATMENT CENTER	2	99	5	5%	106
CORNERSTONE MEDICAL CARE OF BRANDON PL		87	19	18%	106
HEART OF FLORIDA REGIONAL MED CTR		35	71	67%	106
ELMCROFT OF BELLA VITA		98	8	8%	106
ST PETERSBURG PEDIATRICS-SEMINOLE		92	13	12%	105
PICH KTM CORP DBA MEDTOWN PHARMACY		89	16	15%	105
CAREMOUNT MEDICAL - PATHOLOGY		101	4	4%	105
DELAND WELLNESS CENTER			105	100%	105
Belleair Healthcare Center		99	6	6%	105
MEDICAL CONSULTANTS OF FLORIDA DBA	1	90	14	13%	105
MERCY MEDICAL URGENT CARE CENTER INC		55	50	48%	105
VISTA MANOR		92	12	12%	104
WHITE PLAINS HOSPITAL CENTER LAB		100	4	4%	104
PEDIATRIC CARE CENTER- JACKSONVILLE BEACH		75	29	28%	104
PREDICTIVE LABORATORIES, INC	1	90	13	13%	104
ADVANCED EMURGENT CARE		28	76	73%	104
VIERA HOSPITAL			104	100%	104
GRANDE, THE	2	98	4	4%	104
EAST RIDGE RETIREMENT VILLAGE INC		104			104
GENETIC TECHNOLOGICAL INNOVATIONS, LLC		91	12	12%	103
ST MARK ASSISTED LIVING CENTER	1	90	12	12%	103
OCALA CBOC		97	6	6%	103
325TH MEDICAL GROUP		87	16	16%	103
SUNSHINE GARDENS		101	1	1%	102
JOHN KNOX VILLAGE OF CENTRAL FLORIDA		97	5	5%	102
HENNEPIN HEALTHCARE LABORATORY		102			102
HOSPICE OF MARTIN & ST LUCIE, INC		98	3	3%	101
MENORAH HOUSE		100	1	1%	101
BAPTIST MEDICAL CENTER SOUTH		81	20	20%	101
MINUTECLINIC DIAGNOSTIC OF SOUTH CAROLINA, LLC		85	16	16%	101

COVID-19: testing by laboratory

Data through Mar 30, 2021 verified as of Mar 31, 2021 at 09:25 AM

Data in this report are provisional and subject to change.

The numbers in the table below represent the number of Florida and non-Florida residents for whom test results were received by the Department of Health. A person can be tested by more than one laboratory and can have both positive and negative results. **Therefore, the sum of the numbers in each column will be larger than the total number of people tested.**

Reporting lab	Inconclusive	Negative	Positive	Percent positive	Total
BROOKDALE VERO BEACH SOUTH AL		101			101
LENOX HILL HOSPITAL		93	8	8%	101
DOUGLAS T JACOBSON STATE VETERANS HOME		100			100
Consulate Health Care of Port Charlotte		98	2	2%	100
HARBORCHASE OF NAPLES		87	13	13%	100
PruittHealth Fleming Island		87	13	13%	100
EMERALD COAST CENTER		96	4	4%	100
SIGNATURE HEALTHCARE OF PORT CHARLOTTE		93	7	7%	100
GLOBAL CENTRAL LABS AT PPD	2	88	10	10%	100
CCS - BROWARD COUNTY JAIL		94	6	6%	100
GIBBENS FAMILY MEDICAL, LLC		81	19	19%	100
CAN COMMUNITY HEALTH		98	1	1%	99
CENTRAL FLORIDA HEALTH CARE		47	52	53%	99
VILLAGE ON THE ISLE☐		94	5	5%	99
SANIBEL INTERNAL MEDICINE, LLC		96	3	3%	99
ORLANDO LUTHERAN TOWERS ASSISTED LIVING		99			99
Cross Landings Health and Rehabilitation		97	2	2%	99
FLORIDA COMMUNITY HEALTH CENTERS INC			98	100%	98
MINUTECLINIC DIAGNOSTIC OF OHIO LLC		79	19	19%	98
LIFESTREAM BEHAVIORIAL CENTER		77	21	21%	98
G & R HEALTH MART PHARMACY		78	20	20%	98
MACADAMS HOME HEALTH AGENCY		97	1	1%	98
SEMINOLE COUNTY HEALTH DEPARTMENT		79	19	19%	98
ASHRAF MEDICAL GROUP PLLC DBA PULSE MD		95	3	3%	98
KORGENE LAB	1	28	69	70%	98
LANDMARK, THE		48	50	51%	98
MINUTECLINIC DIAGNOSTIC OF NORTH CARO		86	12	12%	98
LECONTE MEDICAL CENTER LAB		79	19	19%	98
PALMS EDGE	1	91	6	6%	98
URINEGOODHANDS LLC		96	2	2%	98
PLAZA OF HALLANDALE BEACH		98			98
NORTH SHORE MEDICAL LABS	1	89	7	7%	97
Consulate Health Care of Jacksonville		83	14	14%	97
RIDGEWOOD DIAGNOSTIC LABORATORY		92	5	5%	97
FHMG- FLORIDA HOSPITAL MEDICAL GROUP		85	12	12%	97
HURLBURT FIELD CLINIC		39	58	60%	97
HEALTH CENTERS AT BRENTWOOD		96	1	1%	97
KALEIDA HEALTH CENTER FOR LABORATORY		91	6	6%	97
MINNESOTA TWINS		92	5	5%	97
SUPERIOR RESIDENCES OF LECANTO		82	15	15%	97
MIAMI BEACH COMMUNITY HEALTH CENTER		2	95	98%	97
ARBOR TRAIL		77	20	21%	97
BAYSHORE MEMORY CARE☐		96			96
PEDIATRIC ASSOCIATES ORLANDO		82	14	15%	96
MARKET STREET VIERA		95	1	1%	96
KEYSTYLE LIVING LLC	1	94	1	1%	96
QUALITY URGENT CARE AND WELLNESS		57	39	41%	96

COVID-19: testing by laboratory

Data through Mar 30, 2021 verified as of Mar 31, 2021 at 09:25 AM

Data in this report are provisional and subject to change.

The numbers in the table below represent the number of Florida and non-Florida residents for whom test results were received by the Department of Health. A person can be tested by more than one laboratory and can have both positive and negative results. **Therefore, the sum of the numbers in each column will be larger than the total number of people tested.**

Reporting lab	Inconclusive	Negative	Positive	Percent positive	Total
BLISS HEALTHCARE SERVICES	1	72	22	23%	95
ADVENTHEALTH MEDICAL GROUP PRIMARY CARE		91	4	4%	95
ADVENT HEALTH CENTRA CARE - EAST ORLANDO		65	30	32%	95
CROSS CITY REHABILITATION AND HEALTH CARE CENTER		72	23	24%	95
DEVANSH LAB WERKS INC		79	16	17%	95
THE TERRACE OF KISSIMMEE		80	15	16%	95
PUTNAM COUNTY SHERIFFS OFFICE		88	7	7%	95
QPS, LLC		91	3	3%	94
DIAGNOSTIC SOLUTIONS		3	91	97%	94
MD NOW MEDICAL CENTERS INC		65	29	31%	94
PORT CHARLOTTE REHABILITATION CENTER		81	13	14%	94
ADVENT HEALTH CENTRA CARE - WATERMAN		79	15	16%	94
CONSULATE HEALTH CARE OF SARASOTA	1	93			94
PENNSYLVANIA DEPT OF HEALTH		21	72	77%	93
PRESERVE AT PALM AIRE	3	90			93
ERIE COUNTY MEDICAL CTR CLINICAL LABS		89	4	4%	93
East Bay Rehabilitation Center		59	34	37%	93
CARE CENTERS OF NASSAU, LLC - HENDRICKS RD		93			93
HAWTHORN HOUSE		78	14	15%	92
PATRICK AIR FORCE BASE		3	89	97%	92
PEDIATRIC SERVICES AND BREATHING CENTER PA		69	23	25%	92
LABFIRST - DEPARTMENT OF PATHOLOGY		87	4	4%	91
NEW SMYRNA BEACH URGENT CARE			91	100%	91
HERON CLUB AT PRESTANCIA		89	2	2%	91
BAHIA OAKS LODGE		85	6	7%	91
DEBARY HEALTH AND REHABILITATION CENTER		88	3	3%	91
MAGNOLIA DIAGNOSTIC		2	89	98%	91
JOHN KNOX VILLAGE OF FLORIDA ALF	1	86	4	4%	91
VITAS HEALTHCARE CORP OF FLORIDA		90	1	1%	91
Ocala Oaks Rehabilitation Center		85	6	7%	91
AVERO DIAGNOSTICS		67	24	26%	91
NORTHEAST FLORIDA STATE HOSP-NURSING		89	1	1%	90
UNIVERSTIY CENTER MEDICAL LLC DBA	1	85	4	4%	90
AFTER HOURS PEDIATRICS			90	100%	90
KEYS MEDICAL GROUP			90	100%	90
HARBOR BEACH NURSING AND REHABILITATION CENTER		87	3	3%	90
TOTAL CARE PLUS LLC			90	100%	90
STONY BROOK UNIVERSITY MEDICAL CENTER		76	14	16%	90
CENTURY CENTER FOR REHABILITATION & HEALING		72	18	20%	90
NORTH FLORIDA SPINE AND WELLNESS		69	20	22%	89
ARDEN COURTS OF SARASOTA		73	16	18%	89
STUART LODGE LIVING LLC		66	23	26%	89
ATRIUM AT LIBERTY PARK		85	4	4%	89
FREEDOM INN AT TARPON SPRINGS		82	7	8%	89
GABISA MEDICAL LLC		89			89
FLORIDA DEPARTMENT OF HEALTH IN WALTON COUNTY		76	13	15%	89
Lanier Rehab		64	25	28%	89

COVID-19: testing by laboratory

Data through Mar 30, 2021 verified as of Mar 31, 2021 at 09:25 AM

Data in this report are provisional and subject to change.

The numbers in the table below represent the number of Florida and non-Florida residents for whom test results were received by the Department of Health. A person can be tested by more than one laboratory and can have both positive and negative results. **Therefore, the sum of the numbers in each column will be larger than the total number of people tested.**

Reporting lab	Inconclusive	Negative	Positive	Percent positive	Total
Winter Garden Rehab and Nursing Facility		78	11	12%	89
AVOW HOSPICE INC		88			88
A COUNTRY PLACE ASSISTED LIVING FACILITY		86	2	2%	88
PALM BAY HOSPITAL			88	100%	88
COLLIER COUNTY JAIL		86	2	2%	88
LAKE GIBSON VILLAGE, LLC		85	3	3%	88
LANDMARK HOSPITAL SOUTHWEST FLORIDA LLC		85	3	3%	88
Baldwin Pediatrix		77	11	13%	88
CALADIUM PEDIATRICS		79	9	10%	88
GOVERNOR'S CREEK HEALTH & REHABILITATION		87	1	1%	88
EAST ALABAMA MEDICAL CENTER LABORATORY		75	12	14%	87
BAYLOR GENETICS		75	12	14%	87
PACIFIC ANALYTICS			87	100%	87
MORTON PLANT HOSPITAL NURSING			87	100%	87
CRESTVIEW URGENT CARE		16	71	82%	87
CLYDE E LASSEN STATE VETERANS NURSING HOME		62	25	29%	87
UNIVERSITY OF NEW MEXICO HOSPITAL		87			87
BRANDON HEALTH AND REHABILITATION CENTER	1	85	1	1%	87
Winter Park Care and Rehab		86	1	1%	87
ORANGE COUNTY CORRECTIONS HEALTH SERVICES		68	19	22%	87
ROSECASTLE AT DELANEY CREEK		85	1	1%	86
BARRY UNIVERSITY STUDENT HEALTH SERVICES		52	34	40%	86
DISCOVERY VILLAGE AT THE FORUM		86			86
GRAND OAKS OF JENSEN BEACH LLC□		85	1	1%	86
KINDRED AT HOME		77	9	10%	86
WINDSOR OAKS		85	1	1%	86
PENSACOLA DEVELOPMENTAL CENTER		67	19	22%	86
GRAND VILLA OF DELAND		79	6	7%	85
WALGREENS #12673		82	3	4%	85
PRMG - EAST NAPLES	1	73	11	13%	85
W. FRANK WELLS NURSING HOME		84	1	1%	85
MEDEXPRESS - BLOOMIN BRANDS		65	20	24%	85
MIAMI SHORES NURSING & REHAB		85			85
NORTH CENTRAL BRONX HOSPITAL		82	2	2%	84
PARK OF THE PALMS INC		83	1	1%	84
NITE LITE PEDIATRICS – JACKSONVILLE		76	8	10%	84
LONG TERM CARE OF JAY, LLC		63	21	25%	84
CATHOLIC HEALTH SYSTEM DEPT LABORATORY		82	2	2%	84
PUBLIC SQUARE PHARMACY LLC		66	18	21%	84
MD 365 MEDICAL CARE PLLC		84			84
ARBOR OAKS AT TYRONE	9	73	2	2%	84
LAFAYETTE NURSING AND REHABILITATION CENTER		82	2	2%	84
HUNTINGTON HOSPITAL LABORATORY		81	3	4%	84
PINES OF SARASOTA GARDEN		84			84
CANOPY ON BERRYHILL, THE		51	32	39%	83
FLORIDA PEDIATRIC GROUP		31	52	63%	83
PEDIATRIC SERVICES OF AMERICA INC		78	5	6%	83

COVID-19: testing by laboratory

Data through Mar 30, 2021 verified as of Mar 31, 2021 at 09:25 AM

Data in this report are provisional and subject to change.

The numbers in the table below represent the number of Florida and non-Florida residents for whom test results were received by the Department of Health. A person can be tested by more than one laboratory and can have both positive and negative results. **Therefore, the sum of the numbers in each column will be larger than the total number of people tested.**

Reporting lab	Inconclusive	Negative	Positive	Percent positive	Total
MID FLORIDA PRIMARY CARE PA		69	14	17%	83
LABCORP EMPLOYER SERVICES		82	1	1%	83
EISENHOWER ARMY MEDICAL CENTER		76	7	8%	83
BISHOP GRADY VILLAS		81	2	2%	83
COOPER FAMILY MEDICAL PLLC		63	20	24%	83
LAB		29	53	65%	82
THE PAVILION FOR HEALTH CARE		72	10	12%	82
BRILLIANCE ASSISTED LIVING		65	17	21%	82
HUNTSVILLE HOSPITAL LABORATORY		57	25	30%	82
ST VINCENT'S BIRMINGHAM		75	7	9%	82
PANIRA HEALTHCARE CLINIC		2	80	98%	82
WE SCREEN LLC		80	2	2%	82
BEACHES PEDIATRICS PA		77	5	6%	82
PLYMOUTH HOME FOR ADULTS, INC.	8	73	1	1%	82
Lexington Health and Rehabilitation Center		82			82
LAKE HOWELL FAMILY MEDICINE ASSOCIATES		69	13	16%	82
JERICOHO URGENT CARE		77	4	5%	81
EMERALD COAST BEHAVIORAL HOSPITAL		75	6	7%	81
ACE BIOMEDICAL LABS LLC		68	13	16%	81
CHAMBREL AT ISLAND LAKE		78	3	4%	81
BIO-TECH CLINICAL LABORATORIES		41	40	49%	81
EXPRESS DOCS LLC			81	100%	81
BROOKDALE PALM COAST		80			80
PRIMECARE AT TWIN LAKES		1	79	99%	80
ALLIANCE PEDIATRICS		49	31	39%	80
SOUTH LAKE PEDIATRICS		72	8	10%	80
ECOLAB GROUP		45	35	44%	80
ST JOHNS COUNTY DETENTION CENTER		79			79
EDGEWATER AT WATERMAN VILLAGE		78	1	1%	79
BALMORAL TENANT SERVICES INC	1	43	35	44%	79
CBS LABS OF TAMPA LLC		3	76	96%	79
MEDRITE URGENT CARE		66	13	16%	79
VETERANS AFFAIRS MEDICAL CENTER - PALO ALTO		28	51	65%	79
SIGNATURE HEALTHCARE OF MIDDLEBURG		77	2	3%	79
AU HEALTH		65	14	18%	79
CENTRAL BALDWIN IMMEDIATE CARE & FAMILY PRACTICE		60	18	23%	78
LAKE MORTON PLAZA□		75	3	4%	78
NEW MEXICO STATE PUBLIC HEALTH DIVISION		78			78
WEST VOLUSIA FAMILY AND SPORTS MEDICINE		75	2	3%	77
LAB PLUS, LLC AT SAINT THOMAS WEST HOSPITAL		63	14	18%	77
BOND CLINIC PA		45	32	42%	77
HEALTH FIRST - PALM BAY HOSPITAL		2	75	97%	77
SIMED LABORATORY		61	16	21%	77
BAYCARE MEDICAL GROUP		71	6	8%	77
ORANGE CITY NURSING AND REHAB		75	2	3%	77
TRUE NORTH HEALTH NAVIGATION LLC DBA DISPATCHHEALTH	1	60	16	21%	77
RARITAN BAY PERTH AMBOY		68	9	12%	77

COVID-19: testing by laboratory

Data through Mar 30, 2021 verified as of Mar 31, 2021 at 09:25 AM

Data in this report are provisional and subject to change.

The numbers in the table below represent the number of Florida and non-Florida residents for whom test results were received by the Department of Health. A person can be tested by more than one laboratory and can have both positive and negative results. **Therefore, the sum of the numbers in each column will be larger than the total number of people tested.**

Reporting lab	Inconclusive	Negative	Positive	Percent positive	Total
CLINICAL PATHOLOGY ASSOCIATES-SONIC REFERENCE LAB		76			76
SUWANNEE COUNTY SHERIFF OFFICE		73	3	4%	76
MOBILE PHYSICIAN SERVICES INC		68	8	11%	76
DYNAMIC MEDICAL USA			76	100%	76
HOLMES COUNTY HEALTH DEPARTMENT	1	62	13	17%	76
S-H THIRTY-FIVE OPCO- PORT ST LUCIE, LLC	1	75			76
WINDSOR REFLECTIONS		75	1	1%	76
CATHOLIC HEALTH SERVICES REGIONAL LAB		69	7	9%	76
BROWARD HEALTH MEDICAL CENTER CLINICAL LAB			76	100%	76
WALGREENS 9627		70	6	8%	76
BROWARD HEALTH MEDICAL CENTER		3	72	96%	75
PROMEDICA LABORATORIES		21	54	72%	75
ADVENTHEALTH EXPRESSCARE		45	30	40%	75
LONGWOOD CARDIOLOGY			75	100%	75
GRACE MEDICAL HOME		61	14	19%	75
JENNIFER J CHIAVETTA-GRLSANTI DC		60	15	20%	75
JACOBI MEDICAL CENTER		70	5	7%	75
ROYAL CARE OF AVON PARK		71	3	4%	74
SCOTT LAKE HEALTH AND REHABILITATION CENTER		71	3	4%	74
BROOKDALE OVIEDO		72	2	3%	74
DOH-WEST PALM BEACH BRANCH LABORATORY		3	71	96%	74
OAK MANOR NURSING HOME		70	4	5%	74
NOAH CLINICAL LABORATORY		63	11	15%	74
FREEDOM SQUARE NURSING CENTER□		65	8	11%	73
CONSULATE HEALTH CARE – LAKE MARY		72	1	1%	73
WATERCREST ST LUCIE WEST	1	69	3	4%	73
ASSOCIATED CLINICAL LABORATORIES		65	8	11%	73
TROPICANA MANUFACTURING COMPANY INC		67	6	8%	73
ALTAMONTE PEDIATRIC ASSOCIATES		31	41	57%	72
EVENTEST, LLC		70	2	3%	72
DISCOVERY VILLAGE AT PALM BEACH GARDENS		71	1	1%	72
CRAIG BERGER MD PL D/B/A BAY AREA EYE INSTITUTE		72			72
Conway Lakes Health and Rehabilitation Center		72			72
WALGREENS 2941		69	3	4%	72
HAVEN OF OUR LADY OF PEACE		72			72
INSTITUTE OF PATHOLOGY KINGS COUNTY		70	2	3%	72
AR ANESTHESIA LLC		70	2	3%	72
INN AT ASTON GARDENS AT PELICAN POINTE,THE		67	4	6%	71
STONY BROOK SOUTHAMPTON		69	2	3%	71
AMMON LABS		61	10	14%	71
STERLING HOUSE OF TALLAHASSEE	3	62	6	8%	71
ADVANCED LAB		67	4	6%	71
LAKE CITY VA MEDICAL CENTER			71	100%	71
Summit Medical Group, Pa Db a Citymd		64	7	10%	71
MISIR DRUGS LLC		58	13	18%	71
DELCARE PA		56	15	21%	71
NORTH FLORIDA PEDIATRICS		57	14	20%	71

COVID-19: testing by laboratory

Data through Mar 30, 2021 verified as of Mar 31, 2021 at 09:25 AM

Data in this report are provisional and subject to change.

The numbers in the table below represent the number of Florida and non-Florida residents for whom test results were received by the Department of Health. A person can be tested by more than one laboratory and can have both positive and negative results. **Therefore, the sum of the numbers in each column will be larger than the total number of people tested.**

Reporting lab	Inconclusive	Negative	Positive	Percent positive	Total
SUMMIT AT VENICE	2	63	5	7%	70
GV NAPLES OPCO, LLC		69	1	1%	70
PANCARE HEALTH - FREEPORT CLINIC SUITE B		61	9	13%	70
COLONY CARE CENTER		55	15	21%	70
PANCARE HEALTH - MALONE CLINIC		63	7	10%	70
ADVENT HEALTH - LAKE MARY		60	10	14%	70
Highlands Regional Hospital		63	7	10%	70
HARMONY CLINIC		1	69	99%	70
USF HEALTH MORSANI CENTER		5	65	93%	70
PORT CHARLOTTE HMA		62	8	11%	70
MD LABS		43	27	39%	70
SUNCOAST COMMUNITY HEALTH CENTERS PEDIATRICS		21	49	70%	70
LEVY COUNTY DEPARTMENT OF HEALTH		50	20	29%	70
CENTRAL FLORIDA PEDIATRICS		38	32	46%	70
SAN JOSE SENIOR CARE LLC	1	43	25	36%	69
SOS MOBILE MEDICAL CARE LLC		58	11	16%	69
BOND CLINIC DR ELDEEB		35	34	49%	69
MEMORIAL MANOR		69			69
PLANTATION GENERAL HOSPITAL CLINICAL LAB		26	43	62%	69
VILLAGES VA CBOC	2	62	5	7%	69
TITUSVILLE FAMILY PRACTICE		16	53	77%	69
AESTHETIC SURGERY CENTER OF WINTER PARK, THE	3	61	5	7%	69
HERITAGE HEALTHCARE AND REHABILITATION CENTER		69			69
GRAND ST PAUL CVS		69			69
CL BRUMBACK PRIMARY CARE CLINICS		17	52	75%	69
LUTHERAN HAVEN ASSISTED LIVING		69			69
CP/AIG PENSACOLA DEVELOPMENT LLC		66	3	4%	69
PARKSIDE INN	3	64	2	3%	69
TREASURE COAST PEDIATRICS PA		63	6	9%	69
SUNCOAST OPTIMAL WELLNESS		23	45	66%	68
BIG BOCA SMILES LLC		66	2	3%	68
NOMI HEALTH LAB SERVICES LLC		5	63	93%	68
GENPATH			68	100%	68
BENTLEY CARE CENTER		68			68
BLOCK NATION CHASE		56	12	18%	68
BROOKDALE BONITA SPRINGS		67	1	1%	68
AEL- MEMPHIS		17	51	75%	68
INDIGO MANOR		22	46	68%	68
FLORIDA MEDICAL CLINIC PA		47	20	30%	67
MEASE MANOR INC		63	4	6%	67
GOOD HEARTS COVID TESTING		24	43	64%	67
THOMAS INTERNAL MEDICINE		56	11	16%	67
EC OPCO PENSACOLA, LLC		66	1	1%	67
TALLAHASSEE VA OPC		64	2	3%	66
SOMERBY OF SANTA ROSA BEACH		57	9	14%	66
MEDEX MEDICAL EXPRESS OF PALATKA			66	100%	66
NORTH SHORE UNIVERSITY HOSPITAL LABORATORY		60	6	9%	66

COVID-19: testing by laboratory

Data through Mar 30, 2021 verified as of Mar 31, 2021 at 09:25 AM

Data in this report are provisional and subject to change.

The numbers in the table below represent the number of Florida and non-Florida residents for whom test results were received by the Department of Health. A person can be tested by more than one laboratory and can have both positive and negative results. **Therefore, the sum of the numbers in each column will be larger than the total number of people tested.**

Reporting lab	Inconclusive	Negative	Positive	Percent positive	Total
DEVELOPMENTAL DISABILITIES DEFENDANT PROGRAM		64	2	3%	66
EMERGENCY PHYSICIANS MEDICAL CENTER LLC		48	18	27%	66
AMERICAN FAMILY MEDICAL		53	13	20%	66
MED EXPRESS		6	60	91%	66
Stratford Court of Palm Harbor		56	10	15%	66
SUMMER VISTA ASSISTED LIVING		38	27	42%	65
NXGEN MDX		20	45	69%	65
OKEECHOBEE URGENT CARE		17	48	74%	65
OUT OF STATE		40	25	38%	65
SAMFORD UNIVERSITY HEALTH SERVICES		64	1	2%	65
ISLAND COAST PEDIATRICS		58	7	11%	65
INFINITY BIOLOGIX LLC OAKDALE		61	4	6%	65
BOND AND STEELE CLINIC, PA		51	14	22%	65
VETERANS AFFAIRS MEDICAL CENTER - GULF COAST		27	38	58%	65
ADVENT HEALTH CENTRA CARE - WINTER GARDEN		19	46	71%	65
BROOKDALE CENTRE POINTE	1	64			65
CORAL GABLES HOSPITAL			65	100%	65
TREASURE COAST FORENSIC TREATMENT CTR		44	21	32%	65
WADSWORTH HEALTH CENTER		62	3	5%	65
LINCOLN MEDICAL AND MENTAL HEALTH CENTER		61	3	5%	64
HERNANDO COUNTY FIRE RESCUE DISTRICT		30	34	53%	64
NEMOURS CHILDRENS PRIMARY CARE OVIEDO		51	13	20%	64
AESTHETIC ENHANCEMENTS		64			64
JOSEPH L MORSE GERIATRIC CENTER	2	59	3	5%	64
GREENLEAF ALF		63	1	2%	64
TOWERS HOME CARE☐		60	4	6%	64
ARTHREX MEDICAL CENTER		39	25	39%	64
NORTH FLORIDA MEDICAL CENTER		58	6	9%	64
BIOREFERENCE LABORATORIES, INC		8	56	88%	64
TRINITY AL SENIOR HOUSING LLC☐		45	19	30%	64
APC PEDIATRICS AT RYE ROAD MEDICAL PARK		63			63
BEEHIVE HOMES OF GULF BREEZE		47	16	25%	63
INTERNAL MEDICINE ASSOCIATES PA		59	4	6%	63
MEDI CLINIC SARASOTA INC		62	1	2%	63
WILSON MEMORIAL REGIONAL MEDICAL CENTER		59	4	6%	63
VIERA HEALTH AND REHABILITATION CENTER		62	1	2%	63
FLORIDA HEALTH CARE		8	55	87%	63
DAVID POSNACK JEWISH DAY SCHOOL		63			63
BRADFORD COUNTY HEALTH DEPARTMENT		61	1	2%	62
MENTAL HEALTH CARE INC		53	9	15%	62
TROY REGIONAL MEDICAL CENTER		51	11	18%	62
BURRY'S PHARMACY INC		37	25	40%	62
LAKELAND REGIONAL HEALTH		38	24	39%	62
BREVARD HEALTH ALLIANCE INC		59	3	5%	62
EMERALD COAST HOSPICE		61	1	2%	62
EAST HILL PHARMACY		43	19	31%	62
ROCKLEDGE REGIONAL MEDICAL CENTER		30	32	52%	62

COVID-19: testing by laboratory

Data through Mar 30, 2021 verified as of Mar 31, 2021 at 09:25 AM

Data in this report are provisional and subject to change.

The numbers in the table below represent the number of Florida and non-Florida residents for whom test results were received by the Department of Health. A person can be tested by more than one laboratory and can have both positive and negative results. **Therefore, the sum of the numbers in each column will be larger than the total number of people tested.**

Reporting lab	Inconclusive	Negative	Positive	Percent positive	Total
MINUTECLINIC DIAGNOSTIC OF NEW JERSEY		55	7	11%	62
TAMPA BAY CONCIERGE DOCTOR, LLC		60	2	3%	62
THE GOOD SHEPARDS OF DELAND-WEST		61	1	2%	62
ADVENT HEALTH - PALM COAST		1	61	98%	62
OVERLOOK HOSPITAL LABORATORY		57	5	8%	62
RITECARE MED CTR H			61	100%	61
BRANDON COMMUNITY HEALTH CENTER		47	14	23%	61
MICHAEL AKPEKE MD		52	9	15%	61
SILVER LAKE PEDIATRICS PA		55	6	10%	61
PALM BAY URGENT CARE		28	33	54%	61
WASHINGTON REHABILITATION AND NURSING CENTER		51	10	16%	61
BARNETT PARK☐		2	59	97%	61
CINNAMON COVE ALF		59	1	2%	60
CVS MINUTE CLINIC		1	59	98%	60
THE PRESERVE AT CLEARWATER		58	2	3%	60
MICHAEL A VENAZIO MD		57	3	5%	60
LPG CONVENIENT CARE AT PINE ISLAND ROAD		54	6	10%	60
TWIN CREEKS ASSISTED LIVING & MEMORY CARE		57	3	5%	60
SONORAN DESERT PATHOLOGY ASSOCIATES		3	57	95%	60
WAVE CREST HEALTH AND REHABILITATION CENTER		57	3	5%	60
ST FRANCIS HOSPITAL		52	8	13%	60
81ST MEDICAL GROUP		28	32	53%	60
PERSONAL PEDIATRICS		53	7	12%	60
TBI RESIDENTIAL SERVICES, INC.		48	11	19%	59
Palms at Ponte Vedra Assisted Livning and Memory Care		56	3	5%	59
UHEALTH AT FISHER ISLAND			59	100%	59
KESHAV RX LLC		48	11	19%	59
STEINHATCHEE FAMILY MEDICAL CENTER☐	1	50	8	14%	59
INTERNAL LAB		50	9	15%	59
CARDIOLOGY AND MEDICINE ASSOCIATES		43	16	27%	59
BIOTECH		52	7	12%	59
FERN PARK DEVELOPMENTAL CENTER		5	54	92%	59
BIG BEND CARES, INC		51	8	14%	59
MILLENIUM PHYSICIANS GROUP		1	58	98%	59
CHILDREN'S HOSPITAL OF ALABAMA		57	1	2%	58
SUMTER PEDIATRICS		53	5	9%	58
HORIZON ALF		57	1	2%	58
THE TRADITION OF THE PALM BEACHES		57	1	2%	58
TUKA PEDIATRICS		7	51	88%	58
MEDLOGIC LABORATORIES		3	55	95%	58
KINDRED HOSPITAL CENTRAL TAMPA BLOOD GAS	1	52	5	9%	58
MINUTECLINIC DIAGNOSTIC OF KANSAS, PA		49	9	16%	58
MICHIGAN DEPARTMENT OF HEALTH AND HUMAN SERVICES	1		57	98%	58
Margate Health and Rehabilitation Center		56	2	3%	58
ERDOX		55	3	5%	58
SONATA BOCA RATON		54	4	7%	58
PANCARE HEALTH - JACKSON COUNTY		47	11	19%	58

COVID-19: testing by laboratory

Data through Mar 30, 2021 verified as of Mar 31, 2021 at 09:25 AM

Data in this report are provisional and subject to change.

The numbers in the table below represent the number of Florida and non-Florida residents for whom test results were received by the Department of Health. A person can be tested by more than one laboratory and can have both positive and negative results. **Therefore, the sum of the numbers in each column will be larger than the total number of people tested.**

Reporting lab	Inconclusive	Negative	Positive	Percent positive	Total
BUECHELE DENTAL PA DBA CLERMONT FAMILY DENTISTRY		47	10	18%	57
THE CANOPY AT BERRYHILL		57			57
ASCENSION SACRED HEART BAY LABORATORY		54	3	5%	57
GENESIS DERMATOLOGY		53	4	7%	57
ERIC C MRSHAL, MD, PC #1842		54	3	5%	57
ST CLOUD PHYSICIAN MANAGEMENT LLC DBA ST CLOUD		28	29	51%	57
KEY WEST MEDICAL CENTER	1	50	6	11%	57
ALZHEIMERS CARE CENTER OF VIERA LTD		37	20	35%	57
PALM RIVER COMMUNITY HEALTH CENTER		52	5	9%	57
ALEXANDER NININGER STATE VETERANS		57			57
MALCOM RANDALL DEPT OF VAMC			57	100%	57
ADVENT HEALTH - MOUNT DORA		10	47	82%	57
DEPT OF VA MED CENTE-WEST PALM BEACH			57	100%	57
SAFARI PEDIATRICS PA		56	1	2%	57
KAPG FLEMING ISLAND SENIOR HOUSING OPCO LLC	1	56			57
CDR MAGUIRE INC	1	7	49	86%	57
MAUREEN OROURKE-FUTEY			56	100%	56
ATRIA PARK OF LAKE FOREST (WG HERITAGE LF LLC)		54	2	4%	56
MARQUIS LABS, LLC		55	1	2%	56
COOPER FAMILY MEDICAL, PLLC		46	10	18%	56
CARE CENTERS OF NASSAU LLC MINER ROAD SOUTH		56			56
ROSECASTLE OF JACKSONVILLE LLC		55	1	2%	56
MEADOWCREST FAMILY PHYSICIANS PA	1	33	22	39%	56
GRAND AVENUE RX			56	100%	56
EAGLES WATCH CLUSTER		47	9	16%	56
HIALEAH HOSPITAL RESPIRATORY DEPT			56	100%	56
FLORIDA HEALTH CARE DELAND			56	100%	56
FINLAY CLINICAL LABORATORY		20	36	64%	56
TIFFANY HALL NURSING AND REHAB		44	12	21%	56
PHYSICIANS PRIMARY CARE OF SOUTHWEST FLORIDA		39	17	30%	56
WEST ISLIP URGENT CARE		50	5	9%	55
CAMPBELL URGENT CARE			55	100%	55
NITE LITE PEDIATRICS - PORT ST. LUCIE		46	9	16%	55
GOLDEN POND COMMUNITIES		55			55
PATHOLOGY CONSULTANTS OF NEW MEXICO		55			55
Salerno Bay Health & Rehabilitation Center		45	10	18%	55
MINUTECLINIC DIAGNOSTIC OF HAWAII LLC		48	7	13%	55
PALM BAY PEDIATRICS		36	19	35%	55
PREMIER MEDICAL ASSOCIATES ALL FLORIDA LLC		54	1	2%	55
ALL AMERICAN URGENT CARE			55	100%	55
MD NOW MEDICAL CENTERS, INC.		44	11	20%	55
SONATA HUNTERS CREEK		47	8	15%	55
FAMILY HEALTH CENTER		40	15	27%	55
KENDALL REGIONAL MEDICAL CENTER LAB	3		52	95%	55
SARATOGA HOSPITAL LABORATORY		50	5	9%	55
FAMILY EXTENDED CARE OF PUNTA GORDA		54			54
SARASOTA CO. HEALTH DEPT # 58		40	14	26%	54

COVID-19: testing by laboratory

Data through Mar 30, 2021 verified as of Mar 31, 2021 at 09:25 AM

Data in this report are provisional and subject to change.

The numbers in the table below represent the number of Florida and non-Florida residents for whom test results were received by the Department of Health. A person can be tested by more than one laboratory and can have both positive and negative results. **Therefore, the sum of the numbers in each column will be larger than the total number of people tested.**

Reporting lab	Inconclusive	Negative	Positive	Percent positive	Total
FAST PACE MEDICAL CLINIC, PLLC		47	7	13%	54
CLERMONT HEALTH AND REHAB		40	14	26%	54
UNITED LABORATORY SERVICES CORPORATION		38	16	30%	54
SPRING MANOR ASSISTED LIVING		54			54
CERTUS MTD OPCP LLC		52	2	4%	54
PROMEDICA SENIOR LIVING		51	3	6%	54
ST. CLOUD MEDICAL GROUP		54			54
APOLLOMDX LABS		32	22	41%	54
FUTURE PEDIATRICS		51	3	6%	54
DOT DOC SARASOTA		49	5	9%	54
CVS NY4098030POCT NEW YORK		53	1	2%	54
CAMBRIDGE SECURITY SERVICES		51	3	6%	54
JUNIPER VILLAGE AT NAPLES		53	1	2%	54
UNIVERSITY OF WEST FLORIDA, THE		52	1	2%	53
SANTA BARBARA CARE CENTER		35	18	34%	53
MISSION OAKS ASSISTED LIVING		51	2	4%	53
BARNES HEALTHCARE OF FLORIDA LLC		49	4	8%	53
SOMERSET			53	100%	53
NICEVILLE URGENT CARE		8	45	85%	53
Osprey Point Nursing Center		51	2	4%	53
VALENCIA HOUSE ALF		52	1	2%	53
ST VINCENTS PRIMARY CARE		48	5	9%	53
VPA PC LAB		48	5	9%	53
S-H THIRTY FIVE OPCO - ORANGE CITY, LLC		43	10	19%	53
GENTIVA HEALTH SERVICES CERTIFIED INC		50	3	6%	53
QUOTIENT SCIENCES LABS LLC			53	100%	53
CENTRA CARE – LAKE NONA		6	47	89%	53
MEDICAL PAVILION CLINIC		37	15	29%	52
SOUTHSIDE HOSPITAL NORTHWELL HEALTH LABORATORY		45	7	13%	52
LITTLE NECK URGENT CARE		50	2	4%	52
SNH BRFL TENANT LLC	2	50			52
Jupiter Medical Center Pavilion		51	1	2%	52
ROCHESTER GENERAL HOSPITAL LABORATORY		48	4	8%	52
INTERNAL MEDICINE SPECIALIST		46	6	12%	52
GEORGE E WEEMS MEMORIAL HOSPITAL LAB		42	10	19%	52
CALHOUN COUNTY HEALTH DEPT		25	27	52%	52
ADVENT HEALTH		49	3	6%	52
LPG PRIMARY CARE AT SURFSIDE		46	6	12%	52
REHAB AND HEALTHCARE CENTER OF CAPE CORAL		51			51
NAPHCARE INC		46	5	10%	51
MIAMI CLINICAL RESEARCH CORP		12	39	76%	51
OAKS OF CLEARWATER, THE		48	3	6%	51
LAKELAND REGIONAL HEALTH GATEWAY CENTER		28	23	45%	51
ADVENT HEALTH EXPRESS CARE		5	46	90%	51
AVANTE ST CLOUD		48	3	6%	51
PENNSYLVANIA DEPARTMENT OF HEALTH BUREAU OF LABORATORIES			51	100%	51
INN AT THE FOUNTAINS, THE		34	17	33%	51

COVID-19: testing by laboratory

Data through Mar 30, 2021 verified as of Mar 31, 2021 at 09:25 AM

Data in this report are provisional and subject to change.

The numbers in the table below represent the number of Florida and non-Florida residents for whom test results were received by the Department of Health. A person can be tested by more than one laboratory and can have both positive and negative results. **Therefore, the sum of the numbers in each column will be larger than the total number of people tested.**

Reporting lab	Inconclusive	Negative	Positive	Percent positive	Total
LPG PEDIATRICS AT PAGE FIELD		50	1	2%	51
MINUTECLINIC DIAGNOSTIC OF SOUTH CAROL		47	4	8%	51
GULFVIEW MEDICAL INSTITUTE		51			51
Gulfport Rehabilitation Center		47	3	6%	50
MIRIMUS CLINICAL LABS	1	20	29	58%	50
WALGREENS #10373		48	2	4%	50
HILA BECKERMAN MD LLC	1	45	4	8%	50
BENTLEY VILLAGE II		41	9	18%	50
TRADITIONAL HOME HEALTH OF PALM BEACH INC		49	1	2%	50
ORCHID COVE AT DAYTONA		45	5	10%	50
BETHUNE-COOKMAN UNIVERSITY		32	18	36%	50
SOUTH CAROLINA DEPT OF HEALTH AND ENVIRONMENT CONTROL		11	39	78%	50
PORT ST. LUCIE - ZAXBY'S		50			50
PHILLIPPE RIDGE		38	12	24%	50
SHERMAN-ABRAMS LABORATORY INC		46	4	8%	50
NORTH FLORIDA PEDIATRICS - JACKSONVILLE		45	5	10%	50
BENTON HOUSE OF PORT ORANGE		44	6	12%	50
SOUTHEAST ALABAMA MEDICAL CENTER			50	100%	50
ORTHOPAEDIC SURGERY CENTER		49			49
ALLEGRO		47	2	4%	49
NORTHBROOK CENTER FOR☐		47	2	4%	49
SOFT CELL LABORATORIES		45	4	8%	49
SOLARIS SENIOR LIVING NORTH NAPLES		48	1	2%	49
HEALTH FIRST - CAPE CANAVERAL HOSPITAL		1	48	98%	49
RAINBOW PEDIATRICS PC LLC / BREAKFAST POINT		38	11	22%	49
PRACTICE MANAGEMENT OF AMERICA, INC.		7	42	86%	49
HOME CARE PHARMACY		49			49
DOH		23	26	53%	49
USF		1	48	98%	49
LONG ISLAND JEWISH MED CTR		46	3	6%	49
NEW YORK PRESBYTERIAN - QUEENS DIAGNOSTIC		44	4	8%	48
INTERCOASTAL MEDICAL GROUP		2	46	96%	48
POPLAR HEALTHCARE PLLC	1	11	36	75%	48
FHMG_CTR FOR SENIOR HEALTH		43	5	10%	48
SEWANEE MOLECULAR DIAGNOSTICS LABORATO		48			48
QHC UPSTATE MEDICAL PC		40	8	17%	48
S-H THIRTY FIVE OPCO - LUTZ, LLC		47	1	2%	48
PREMIER MEDICAL ASSOCIATES		46	2	4%	48
CAREMED INTERNAL MEDICINE		30	18	38%	48
BAPTIST URGENT CARE		44	4	8%	48
PREMIER COMMUNITY HEALTHCARE GROUP INC		46	2	4%	48
BITTINGS APOTHECARY INC		42	6	13%	48
NAPLES PEDIATRICS INC☐		43	5	10%	48
THE TERRACE OF JACKSONVILLE		3	45	94%	48
ST ANTHONYS PRIMARY CARE LLC/JACKSON STREET			48	100%	48
IMA MEDICAL CENTER		33	15	31%	48
LONG ISLAND UNIVERSITY - POST CAMPUS		48			48

COVID-19: testing by laboratory

Data through Mar 30, 2021 verified as of Mar 31, 2021 at 09:25 AM

Data in this report are provisional and subject to change.

The numbers in the table below represent the number of Florida and non-Florida residents for whom test results were received by the Department of Health. A person can be tested by more than one laboratory and can have both positive and negative results. **Therefore, the sum of the numbers in each column will be larger than the total number of people tested.**

Reporting lab	Inconclusive	Negative	Positive	Percent positive	Total
BAY CENTER HURRICANE SHELTER		48			48
ADVENTHEALTH MEDICAL GROUP MULTISPECIALTY			48	100%	48
COURTYARD GARDENS OF JUPITER		48			48
GRAND OAKS OF PALM CITY LLC□	1	41	6	13%	48
NAVARRE GARDENS		41	6	13%	47
OCOEE PEDIATRICS		40	7	15%	47
MARIANNA HEALTH AND REHABILITATION CENTER		46	1	2%	47
HERNANDO ENDOSCOPY AND SURGERY CENTER		36	11	23%	47
SIMEDHEALTH LLC		39	8	17%	47
MADISON COUNTY MEMORIAL HOSPITAL LABORATORY		15	32	68%	47
Citymd Of Toms River		41	6	13%	47
FELICIDAD MEDICAL CENTER		1	46	98%	47
ADVENT HEALTH - LAKE WALES		35	12	26%	47
COMPLETE HOME CARE OF THE PALM BEACHES LLC		43	4	9%	47
INTERLAB		1	46	98%	47
CAPE REGIONAL MEDICAL CENTER		45	2	4%	47
GUIDEWELL EMERGENCY MEDICINE DOCTORS LLC		21	26	55%	47
NORTH FLORIDA / SOUTH GEORGIA VETERANS HEALTH SYSTEM		1	45	98%	46
MOBILE DOC FL, LLC		29	17	37%	46
EMED LABS, LLC	3	43			46
BIOREFERENCE LABORATORIES INC		4	42	91%	46
FAMILY EXTENDED CARE OF WINTER HAVEN		44	2	4%	46
CITYMD OF MANAHAWKIN		44	2	4%	46
WG EVERGREEN WOODS SH LLC		46			46
HARTFORD HEALTH SERVICES LLC		46			46
PATRICK MANOR INCORPORATED		46			46
LAKE CO EMPLOYEE HEALTH AND WELLNESS CENTER		42	4	9%	46
TRICORE REF LABS - UNIV OF NM		46			46
CORNERSTONE PEDIATRICS		35	11	24%	46
ADVENTIST HEALTH SYSTEM FLORIDA		31	15	33%	46
KAPG ST AUGUSTINE SENIOR HOUSING OPCO LLC		37	9	20%	46
ADVENT HEALTH MEDICAL GROUP OB GYN AT		40	6	13%	46
PINES NURSING HOME		44	2	4%	46
NIGHT LITE PEDIATRICS CENTER LLC		10	36	78%	46
Guardian Care Nursing and Rehabilitation Center		46			46
COLLIER BLVD HMA PHYSICIAN MANAGEMENT LLC		46			46
POINTE AT NEW PORT PLACE,THE		46			46
EAST MANATEE FAMILY	1	1	44	96%	46
ENCOMPASS HEALTH REHABILITATION HOSPITAL OF LARGO		43	3	7%	46
H LEE MOFFITT CANCER CENTER MICRO		46			46
WINTER GARDEN REHAB AND NURSING CENTER		42	4	9%	46
PREMIER PLACE HEALTHCARE AT THE GLENVIEW		46			46
LARA HEALTH AND WELLNESS CENTER LLC		45			45
COLLIER URGENT CARE CENTERS		44	1	2%	45
VIP WALK IN CLINIC		23	22	49%	45
BD MEDICAL SYSTEMS		43	2	4%	45
HOLY NAME HOSPITAL LABORATORY		43	2	4%	45

COVID-19: testing by laboratory

Data through Mar 30, 2021 verified as of Mar 31, 2021 at 09:25 AM

Data in this report are provisional and subject to change.

The numbers in the table below represent the number of Florida and non-Florida residents for whom test results were received by the Department of Health. A person can be tested by more than one laboratory and can have both positive and negative results. **Therefore, the sum of the numbers in each column will be larger than the total number of people tested.**

Reporting lab	Inconclusive	Negative	Positive	Percent positive	Total
CITY OF CAPE CORAL		35	10	22%	45
GRAMERCY PARK URGENT CARE		43	2	4%	45
NEOGENOMICS LABORATORIES INC		45			45
LINCOLN DIAGNOSTIC LAB		43	2	4%	45
ADVENTHEALTH MEDICAL GROUP FAMILY MEDICINE		40	5	11%	45
MILLENIA ADVANCED SCIENTIFIC LLC			45	100%	45
BRP SH OPCO LLC		45			45
LIGHTHOUSE PEDIATRICS OF NAPLES		41	4	9%	45
SOUTHPORT SQUARE HARBOUR HEALTH		45			45
REDI-MED WALK-IN FAMILY CARE			45	100%	45
HIGHLANDS COUNTY FIRE RESCUE		45			45
LABCORP		16	29	64%	45
NEXT MOLECULAR ANALYTICS		14	31	69%	45
STUART URGENT CARE			45	100%	45
TGH URGENT CARE POWERED BY FAST TRACK			45	100%	45
PANCARE HEALTH - BAY COUNTY - YOUNGSTOWN		40	5	11%	45
ISLAND URGENT CARE PLLC		42	3	7%	45
LUTHERAN HAVEN EXTENDED CONGREGATE CAR		45			45
MULBERRY CARE CENTER		36	9	20%	45
CARE 4 U MANAGEMENT, INC			45	100%	45
ALLIANCE OF PHYSICIANS AGAINST COVID-19			45	100%	45
ASHTON PLACE	3	37	4	9%	44
MORTON PLANT			44	100%	44
SAN CARLOS PHARMACY		39	5	11%	44
UNION MEDICAL CARE PLLC		43	1	2%	44
RADIOLOGY ASSOCIATES OF VENICE AND ENGLEWOOD		42	2	5%	44
LYSTER ACH FT RUCKER AL		41	3	7%	44
THE MERIDIAN AT BOCA RATON	1	43			44
CAMP BOGGY CREEK		44			44
Gulf Shore Care Center		39	5	11%	44
VANDERBILT UNIVERSITY MEDICAL CENTER		39	5	11%	44
WALGREENS 3145		41	3	7%	44
FLORIDA HOSPITAL		28	16	36%	44
PEDIATRICS OF CENTRAL FLORIDA – SAINT CLOUD	2	40	2	5%	44
DOCTORS CENTER PA,THE		38	6	14%	44
CHILDRENS CLINIC		15	29	66%	44
WOLFF CTR FOR CHILD & ADOLESCENT HEALTH PLLC,THE		26	17	40%	43
PLAINVIEW URGENT CARE		40	3	7%	43
LOURDES HOSPITAL INC		41	2	5%	43
MINUTECLINIC, LLC		37	6	14%	43
PINELLAS INTERNAL MEDICINE ASSOCIATES	1	39	3	7%	43
BRANCH MEDICAL CLINIC			43	100%	43
PRINCETON VILLAGE☐		39	4	9%	43
ROYAL PALM SENIOR RESIDENCE		43			43
COURTYARD GARDENS OF BOYNTON BEACH, LLC		40	3	7%	43
AVALON PARK RETIREMENT RESIDENCE		41	2	5%	43
OPTUMCARE SOUTH FLORIDA, LLC		36	7	16%	43

COVID-19: testing by laboratory

Data through Mar 30, 2021 verified as of Mar 31, 2021 at 09:25 AM

Data in this report are provisional and subject to change.

The numbers in the table below represent the number of Florida and non-Florida residents for whom test results were received by the Department of Health. A person can be tested by more than one laboratory and can have both positive and negative results. **Therefore, the sum of the numbers in each column will be larger than the total number of people tested.**

Reporting lab	Inconclusive	Negative	Positive	Percent positive	Total
FIRST CHOICE URGENT CARE		12	31	72%	43
LAKE MARY KIDS CENTRA CARE		33	10	23%	43
DUVAL PHARMACY		32	11	26%	43
ADVANCE URGENT CARE CENTER, LLC		2	41	95%	43
JFK MEDICAL CENTER NORTH LAB		1	41	98%	42
ATRIA WILLOW WOOD		40	2	5%	42
CVS MINUTE CLINIC DIAGNOSTIC OF NORTH CAROL		36	6	14%	42
CLINICAL LABORATORY		42			42
PACIFICA SENIOR LIVING OCALA		37	5	12%	42
MAIMONIDES-SHALOM ACADEMY, INC		41	1	2%	42
Atlantic Shore Nursing and Rehab		42			42
KIVA AT CANTERBURY		25	17	40%	42
URGENT CARE & WELLNESS CENTER		10	32	76%	42
University Hills health and Rehabilitation		32	10	24%	42
ST JUDE LABORATORIES		39	3	7%	42
SUNCOAST TECHNICAL COLLEGE SCHOOL OF HEALTH		42			42
LPG PULMONOLOGY-COCONUT POINT		36	6	14%	42
BENTON HOUSE OF ST. JOHNS		40	2	5%	42
BRONX LEBANON HOSPITAL-MEDICAL CENTER		37	4	10%	41
LEE COMMUNITY HEALTHCARE - LEHIGH		34	7	17%	41
MID-FLORIDA PATHOLOGY, LLC		33	8	20%	41
STAT ONE URGENT CARE CENTER		2	39	95%	41
UNIVERSITY OF ALABAMA		38	3	7%	41
WHITE-WILSON MEDICAL CENTER		30	11	27%	41
CITRUS COUNTY HEALTH DEPARTMENT		35	6	15%	41
MINUTECLINIC DIAGNOSTIC OF NORTH CAROLINA		40	1	2%	41
CROSSROADS URGENT CARE		26	15	37%	41
Bon Secours Maria Manor		36	5	12%	41
NEWPATH DIAGNOSTICS		33	8	20%	41
NORTHWELL HEALTH PLAINVIEW HOSPITAL LABORATORY		32	9	22%	41
A & R RESEARCH GROUP		35	6	15%	41
FLORIDA HOSPITAL NEW SMYRNA		4	37	90%	41
CAREATC			41	100%	41
PEDIATRICS OF CENTRAL FLORIDA KISSI		33	8	20%	41
IMA MEDICAL GROUP POINCIANA		18	23	56%	41
TGH URGENT CARE - RIVERVIEW			41	100%	41
CLINICAL PATHOLOGY LABORATORIES, INC		40			40
LONGLEAF DIAGNOSTIC LABORATORIES		11	29	73%	40
M&V SAN JOSE MEDICAL CENTER			40	100%	40
PRIDE DIAGNOSTICS		24	16	40%	40
ROADS PEDIATRICS,LLC		38	2	5%	40
CAPITAL REGIONAL MEDICAL CENTER		2	38	95%	40
NORTH CAROLINA DEPARTMENT OF HEALTH & HUMAN SERVICES	1		39	98%	40
ADVENT HEALTH CENTRA CARE - LAKELAND		30	10	25%	40
ST JOSEPHS HOSPITAL SOUTH HOSPITAL			40	100%	40
EAST CENTRAL FLORIDA OUTPATIENT IMAGING		28	12	30%	40
SUNSHINE ASSISTED LIVING		40			40

COVID-19: testing by laboratory

Data through Mar 30, 2021 verified as of Mar 31, 2021 at 09:25 AM

Data in this report are provisional and subject to change.

The numbers in the table below represent the number of Florida and non-Florida residents for whom test results were received by the Department of Health. A person can be tested by more than one laboratory and can have both positive and negative results. **Therefore, the sum of the numbers in each column will be larger than the total number of people tested.**

Reporting lab	Inconclusive	Negative	Positive	Percent positive	Total
BAY COUNTY JAIL ANNEX		34	5	13%	39
BAYSHORE PATHOLOGY CONSULTANTS PA		37	2	5%	39
WG BAYPOINT VILLAGE SH LLC		38	1	3%	39
CEDAR CREEK AT KINGS BAY INC		39			39
BRIDGEVIEW CENTER LLC		27	12	31%	39
CLINICAL RESEARCH SEQUENCING PLATFORM		8	31	79%	39
PREMISE HEALTH MIA		1	38	97%	39
LAKE INTERNAL MEDICINE ASSOCIATES PA		32	7	18%	39
SOMA MEDICAL CENTER PA #3		5	34	87%	39
MAIN STREET MEDICAL CENTER OF CRESTVIEW PA		20	19	49%	39
BIOFIRE		7	32	82%	39
GENEXPERT			39	100%	39
JUNIPER VILLAGE AT CAPE CORAL		34	5	13%	39
COASTAL LABORATORIES OF FLORIDA		35	4	10%	39
BROOKDALE BRANDON	1	38			39
BOND CLINIC, PA		9	30	77%	39
GUYAN VALLEY WELLNESS CENTER		32	7	18%	39
ARCPOINT LABS OF WEST PALM BEACH		4	35	90%	39
STETSON UNIVERSITY STUDENT HEALTH CENTER		3	36	92%	39
CDR MAGUIRE - MIAMI BEACH CC MISSION 17388		2	37	95%	39
CORRECTIONAL MEDICAL GROUP		27	12	31%	39
MEDEX MEDICAL EXPRESS OF PALATKA LLC			39	100%	39
FLORIDA DEPARMENT OF HEALTH CLAY COUNTY		25	13	34%	38
ANDALUSIA HEALTH		21	17	45%	38
Life Care Center of Citrus County		37	1	3%	38
CCRC @ SUNFLOWER LLC		35	3	8%	38
EVIVIA		36	2	5%	38
ATRIA SAN PABLO		36	2	5%	38
STEWART MEDICAL GROUP, INC		21	17	45%	38
MAKO MEDICAL		21	17	45%	38
MOLECULAR DIAGNOSTICS		5	33	87%	38
THE MEDICAL GROUP OF SOUTH FLORIDA INC		34	4	11%	38
MINUTECLINIC DIAGNOSTIC OF LOUISIANA		35	3	8%	38
ISLAMORADA VILLAGE OF ISLANDS FIRE RESCUE		36	2	5%	38
EASTERN SHORE URGENT CARE		27	11	29%	38
AUTUMN OF SARASOTA		12	26	68%	38
LAKE SHERIFF		34	4	11%	38
HOMEWOOD RESIDENCE AT FREEDOM PLAZA		37	1	3%	38
HR SARASOTA OPERATOR LLC		25	12	32%	37
ACCURATE DIAGNOSTIC LAB		35	2	5%	37
FAMILY EXTENDED CARE OF SEBRING INC		35	2	5%	37
BULLS HEAD URGENT CARE		35	2	5%	37
BELVEDERE COMMONS OF SUN CITY CENTER		37			37
TAYLORVILLE FAMILY MEDICINE		30	7	19%	37
PONCE THERAPY CARE CENTER		34	3	8%	37
FAMILY AND INTERNAL MEDICINE AT AVALON PARK		33	4	11%	37
PATHOGENIUS LABORATORIES		30	7	19%	37

COVID-19: testing by laboratory

Data through Mar 30, 2021 verified as of Mar 31, 2021 at 09:25 AM

Data in this report are provisional and subject to change.

The numbers in the table below represent the number of Florida and non-Florida residents for whom test results were received by the Department of Health. A person can be tested by more than one laboratory and can have both positive and negative results. **Therefore, the sum of the numbers in each column will be larger than the total number of people tested.**

Reporting lab	Inconclusive	Negative	Positive	Percent positive	Total
ONE MILO		37			37
MINUTECLINIC DIAGNOSTIC OF RHODE ISLAND, LLC #1544		36	1	3%	37
ALAN A SMITH MD LLC		34	3	8%	37
INNOVATION CLINICAL TRIALS, INC			37	100%	37
HOLZER HEALTH CENTER		5	32	86%	37
PREMIUM HEALTH SERVICES OF TAMPA BAY LLC		19	18	49%	37
ST AUGUSTINE PEDIATRIC ASSOC		33	4	11%	37
CONNECTICUT DEPARTMENT OF HEALTH		22	15	41%	37
NIGHT LITE PEDIATRIC CENTER		10	27	73%	37
ST JOSEPHS CHILDRENS OUTREACH			37	100%	37
THE COLLIER AT NAPLES		36	1	3%	37
PROFESSIONAL PEDIATRICS		34	2	6%	36
HARMONY HEALTH OPCO, LLC		15	21	58%	36
ADULT MEDICINE OF LAKE COUNTY INC			36	100%	36
WASHINGTON COUNTY HEALTH DEPARTMENT		24	12	33%	36
NORTH FLORIDA PHARMACY		34	2	6%	36
MINUTECLINIC DIAGNOSTIC MEDICAL GROUP		33	3	8%	36
SIDDH INC DBA SAN CARLOS PHARMACY		33	3	8%	36
LPG PRIMARY CARE AT PINE ISLAND		31	5	14%	36
BVL/LITTLE ANGEL PEDIATRICS		36			36
PATHGROUP		9	27	75%	36
1ST PRIORITY LAB SERVICES		30	6	17%	36
VETERANS AFFAIRS MEDICAL CENTER - NEW YORK HARBOR		35	1	3%	36
LPG CONVENIENT CARE AT METRO		33	3	8%	36
ALWAYS BEST CARE SENIOR SERVICES		33	3	8%	36
CENTRAL FLORIDA HEALTH CARE INC WAUCHULA SITE 2		29	7	19%	36
D W MCMILLAN MEMORIAL HOSPITAL		25	11	31%	36
PECONIC BAY MEDICAL CENTER LABORATORY		27	9	25%	36
IMMEDIATE CARE PA		32	4	11%	36
TANVIR H SHAGAR NP		30	6	17%	36
University Hospital		30	5	14%	35
DCH REGIONAL MEDICAL CENTER LABORATORY		34	1	3%	35
TRIPLE O MEDICAL SERVICES INC		32	3	9%	35
MAINSTREET FAMILY URGENT CARE		1	34	97%	35
GREENSBORO PATHOLOGY LLC		30	5	14%	35
CITY OF OCALA EMPLOYEE HEALTH AND WELLNESS CENTER		29	6	17%	35
ISLAND LAKE CENTER		14	21	60%	35
RESIDENTIAL PLAZA AT BLUE LAGOON INC		32	3	9%	35
NEUROINTERNATIONAL SARASOTA		32	3	9%	35
LAKE COUNTY SCHOOLS EMPLOYEE HEALTH CENTER		24	11	31%	35
ALABAMA CLINICS		19	16	46%	35
BASSETTI MEDICAL RESEARCH INC		29	6	17%	35
BENTON HOUSE OF CLERMONT		35			35
ST. MARYS MEDICAL CENTER		1	34	97%	35
AMELIA ASSISTED LIVING FACILITY		35			35
PALM POINT BEHAVIORAL HEALTH		35			35
ST LUCIE COUNTY JAIL		26	9	26%	35

COVID-19: testing by laboratory

Data through Mar 30, 2021 verified as of Mar 31, 2021 at 09:25 AM

Data in this report are provisional and subject to change.

The numbers in the table below represent the number of Florida and non-Florida residents for whom test results were received by the Department of Health. A person can be tested by more than one laboratory and can have both positive and negative results. **Therefore, the sum of the numbers in each column will be larger than the total number of people tested.**

Reporting lab	Inconclusive	Negative	Positive	Percent positive	Total
MINUTECLINIC DIAGNOSTIC OF MICHIGAN		32	3	9%	35
POARCH BANC CREEK INDIANS TRIBAL HEALTH DEPARTMENT			35	100%	35
RIVERHEAD URGENT CARE		34	1	3%	35
PARKSIDE HEALTH AND REHABILITATION CENTER			35	100%	35
WALGREENS COVID-19		27	8	23%	35
SOUTHCOR LABORATORY		4	31	89%	35
PHYSICIAN ASSOCIATES LLC		26	9	26%	35
HOLLISMED LLC		33	2	6%	35
BOCA TOXICOLOGY LLC		33	2	6%	35
WUESTHOFF MEMORIAL HOSPITAL			35	100%	35
NCHD		21	14	40%	35
P23 LABS		35			35
ADVENT HEALTH - FISH MEMORIAL		2	33	94%	35
UNION MEDICAL CARE		35			35
VIKOR SCIENTITIC		5	30	86%	35
COLLIER HMA PHYSICIAN MANAGEMENT LLC		27	8	23%	35
FHMG-FLORIDA HOSPITAL MEDICAL GROUP		25	10	29%	35
CAREHERE LAKE SCHOOLS EMPLOYEE HEALTH CENTER		24	11	31%	35
IRL		4	31	89%	35
WALK IN MEDICAL URGENT CARE		34			34
FLAGLER HOSPITAL INC	2		32	94%	34
PARAMOUNT WALK-IN CLINIC		1	33	97%	34
ORLANDO CLINICAL RESEARCH CENTER		32	2	6%	34
JACKSON HEALTH SYSTEM		2	32	94%	34
AYERS NURSING AND REHABILITATION CENTER		34			34
THORNBURG PEDIATRICS		32	2	6%	34
MIDDLETOWN MEDICAL P C		24	10	29%	34
MEDCOMP SCIENCES			34	100%	34
GRAND VILLA OF ALTAMONTE SPRINGS		27	7	21%	34
HARBORCHASE OF WELLINGTON CROSSING		32	2	6%	34
PORT SAINT JOHN FAMILY PRACTICE		21	13	38%	34
CITRUS CARE CLINIC			34	100%	34
RASHDA ALBIBI M.D. P.A.		31	3	9%	34
MINUTE CLINIC DIAGNOSTIC OF VIRGINIA, LLC		34			34
DAVENPORT PEDIATRICS CLERMONT PA		30	4	12%	34
GOLFCREST HEALTHCARE CENTER		34			34
MINUTE CLINIC LLC #2216		32	2	6%	34
SOUTHEASTERN OUTPATIENT SURGERY CENTER		31	3	9%	34
FLORIDA PEDIATRIC GROUP PA		28	6	18%	34
THE SPRINGS OF PARC HILL		33	1	3%	34
BAY STREET PHARMACY		32	2	6%	34
REDI-MED WALK IN FAMILY CLINIC			34	100%	34
LONG TERM CARE OF GULF BREEZE LLC		30	4	12%	34
WELLMED AT NEW TAMPA		24	10	29%	34
JOHN D ARCHBOLD MEMORIAL HOSPITAL		33	1	3%	34
TUSCAN GARDENS OF DELRAY BEACH MANAGEMENT COMPANY,		34			34
FLORIDA PRESBYTERIAN HOMES INC		33	1	3%	34

COVID-19: testing by laboratory

Data through Mar 30, 2021 verified as of Mar 31, 2021 at 09:25 AM

Data in this report are provisional and subject to change.

The numbers in the table below represent the number of Florida and non-Florida residents for whom test results were received by the Department of Health. A person can be tested by more than one laboratory and can have both positive and negative results. **Therefore, the sum of the numbers in each column will be larger than the total number of people tested.**

Reporting lab	Inconclusive	Negative	Positive	Percent positive	Total
VILLA COURT LLC		33			33
AMBRY GENETICS CORPORATION	23	10			33
TRADITIONAL HOME CARE INC		32	1	3%	33
EVERLYWELL		19	14	42%	33
AHSE ROP		32	1	3%	33
EP MEDICAL EQUIPMENT PHARMACY		29	4	12%	33
PHOSPHORUS DIAGNOSTICS		27	6	18%	33
GRAND VILLA OF DEL RAY WEST		30	3	9%	33
CORAL HOUSE ASSISTED LIVING COMMUNITY LLC		33			33
AMMON ANALYTICAL LABORATORIES		29	4	12%	33
Consulate Health Care of Orange Park		27	6	18%	33
BOND CLINIC		3	30	91%	33
VETERANS HOME		1	32	97%	33
FLORIDA DEPARTMENT OF HEALTH IN MONROE COUNTY		27	6	18%	33
GULFSIDE HOSPICE INC		30	3	9%	33
NIGHT LITE PEDIATRICS URGENT CARE CENTER			33	100%	33
GRAND VILLA OF ST. PETERSBURG		31	2	6%	33
GREENRIDGE GROUP HOME	3	11	19	58%	33
COMMUNITY MEDICAL CARE CENTER INC			33	100%	33
JAMAICA HOSPITAL MEDICAL CENTER		29	4	12%	33
WESTWOOD NURSING AND REHABILITATION		28	5	15%	33
WINDSOR WOODS REHAB & HEALTHCARE CTR		32	1	3%	33
METRO KNOXVILLE HMA		25	8	24%	33
VETERAN AFFAIRS MEDICAL CENTER - JAMES J PETERS		30	3	9%	33
SANFORD MOBILE LAB PGA TOUR		32	1	3%	33
Kensington Gardens		33			33
IPSUM DIAGNOSTICS		3	29	91%	32
STATEN ISLAND UNIVERSITY HOSPITAL-POUCH		31	1	3%	32
ARTHREX MEDICAL CENTER EAST		25	7	22%	32
WESTMINSTER ST AUGUSTINE		32			32
COLORADO DEPARTMENT OF HEALTH LABORATORY SERVICES DIVISION			32	100%	32
ADVANCED URGENT CARE		12	20	63%	32
PASSPORT HEALTH ORLANDO		32			32
LONG BEACH URGENT CARE		32			32
FORT CAROLINE GARDENS, INC		30	2	6%	32
WARDE MEDICAL LABORATORY		24	8	25%	32
PULSE & REMEDY LLC		17	15	47%	32
CRESTVIEW IMMEDIATE CARE LL		8	24	75%	32
Heartland Health Care Center North Sarasota		18	14	44%	32
ROCKLAND URGENT CARE FAMILY HEALTH NP		31	1	3%	32
OPIS COQUINA CENTER		32			32
SOUTHWEST LABS		32			32
GRAND VILLA OF NEW PORT RICHEY		25	7	22%	32
BROOKDALE CANOPY OAKS			32	100%	32
MADISON POINTE CARE CENTER		32			32
UNIVERSITY MEDICAL CTR OF PRINCETON AT		30	2	6%	32
THE PALMS PHARMACY, INC		28	3	10%	31

COVID-19: testing by laboratory

Data through Mar 30, 2021 verified as of Mar 31, 2021 at 09:25 AM

Data in this report are provisional and subject to change.

The numbers in the table below represent the number of Florida and non-Florida residents for whom test results were received by the Department of Health. A person can be tested by more than one laboratory and can have both positive and negative results. **Therefore, the sum of the numbers in each column will be larger than the total number of people tested.**

Reporting lab	Inconclusive	Negative	Positive	Percent positive	Total
ADVENTHEALTH MEDICAL GROUP FAMILY MEDICINE AT RDV		31			31
ENT AND ALLERGY ASSOCIATES OF FLORIDA LLC		30	1	3%	31
JUPITER MEDICAL CENTER PHYSICIANS GROUP, INC		28	3	10%	31
DISCOVERY COMMONS AT BRADENTON		31			31
COLLIER ANESTHESIA PAIN LLC		31			31
NAPHCARE, INC.		21	10	32%	31
AMERICAN ESOTERIC LABORATORIES		15	16	52%	31
URGENT CARE USA LLC		2	29	94%	31
HEALTH FIRST - VIERA HOSPITAL		1	30	97%	31
GROWING TOGETHER PEDIATRICS, LLC		27	4	13%	31
REGENCY PARK ASSISTED LIVING FACILITY		29	2	6%	31
EASYCARE WALK-IN CLINIC	1	11	19	61%	31
EC OPCO TIMBERLIN PARC LLC		31			31
LabCorp L#09258130 M#09258125		12	19	61%	31
UNIPATH		24	7	23%	31
LEE MEMORIAL HEALTH SYSTEM D/B/A LEE COMMUNITY		28	3	10%	31
ORLANDO HEALTH PRIMARY CARE PEDIATRICS		31			31
Rehabilitation Center of the Palm Beaches		31			31
UR CARE FAMILY AND SPORTS MEDICINE			31	100%	31
MICHAEL J D'AMBROSE MD PA		29	2	6%	31
ATLAN		26	5	16%	31
ADVENTHEALTH MEDICAL GROUP FAMILY & INTERNAL		12	19	61%	31
PREMIER URGENT CARE CENTER LLC			31	100%	31
CARE ATC - ANDES			31	100%	31
Wiregrass Rehabilitation Center and Nursing Home		28	2	7%	30
FLORIDA ENDOSCOPY & SURGERY CTR LLC		30			30
MARYLAND DEPARTMENT OF HEALTH			30	100%	30
MULBERRY'S MOBILE PROVIDER SERVICES LLC		16	14	47%	30
BOCA BIOLISTIC REFERENCE LAB			30	100%	30
OAK HARBOR ASSISTED LIVING FACILITY		27	3	10%	30
COUNTY OF LOS ANGELES			30	100%	30
NURSES HELPING HANDS INC ALF		30			30
PERDIDO URGENT CARE		1	29	97%	30
ADVENT HEALTH PRIMARY CARE PLUS, WINTER GARDEN		26	4	13%	30
CIGNA PBSO WEST PALM			30	100%	30
WEINBERG VILLAGE		29	1	3%	30
HERITAGE WATERSIDE		27	3	10%	30
CLINCLOUD, LLC			30	100%	30
MAGNOLIA DIAGNOSTICS, LLC		3	27	90%	30
OAKMONTE VILLAGE		29	1	3%	30
ACCESS 365 URGENT CARE		9	21	70%	30
Heritage Park Care and Rehabilitation		30			30
LAKE MARY - STIRLING CENTER SUITE 202			30	100%	30
Okeechobee Health Care Facility		16	14	47%	30
MINUTE CLINIC DIAGNOSTIC OF SC, LLC #75		29	1	3%	30
FORT VALLEY STATE UNIVERSITY		29	1	3%	30
LEE MEMORIAL HEALTH SYSTEM		26	4	13%	30

COVID-19: testing by laboratory

Data through Mar 30, 2021 verified as of Mar 31, 2021 at 09:25 AM

Data in this report are provisional and subject to change.

The numbers in the table below represent the number of Florida and non-Florida residents for whom test results were received by the Department of Health. A person can be tested by more than one laboratory and can have both positive and negative results. **Therefore, the sum of the numbers in each column will be larger than the total number of people tested.**

Reporting lab	Inconclusive	Negative	Positive	Percent positive	Total
WALGREEN		20	10	33%	30
CHIPOLA MEDICAL ASSOCIATES		10	20	67%	30
CARILLON SPORTS AND FAMILY MEDICINE		23	7	23%	30
Grand Villa of Clearwater		28	2	7%	30
GRAND VILLA OF ENGLEWOOD		25	5	17%	30
AMEERAH LABS			30	100%	30
THE TERRACE AT IVY ACRES ALF		11	19	63%	30
PANCARE HEALTH - BONIFAY K-8			29	100%	29
STEINHATCHEE DRUGS		23	6	21%	29
A AND R RESEARCH GROUP LLC		25	4	14%	29
CENTER ONE SURGERY CENTER		24	5	17%	29
ROBERT H JENKINS JR VETERANS' DOMICILIARY HOME OF		26	3	10%	29
PALM GARDEN OF JACKSONVILLE		27	2	7%	29
P4CLINICAL	3	2	24	83%	29
FAMILY CARE PARTNERS URGENT CARE LLC		23	6	21%	29
NORTH PINELLAS CHILDRENS MEDICAL CENTER			29	100%	29
STATCARE URGENT & WALK IN MEDICAL CARE		26	3	10%	29
SANDALWOOD NURSING CENTER		29			29
NEMOURS CHILDRENS CLINIC		22	7	24%	29
STUART REHABILITATION AND HEALTHCARE		14	15	52%	29
ST PETER'S BENDER LABORATORY		28	1	3%	29
CHILDREN'S MEDICAL CENTER			29	100%	29
UNIVERSITY BEHAVIORAL CENTER		29			29
UNIV OF ROCHESTER-STRONG MEMORIAL HOSP		28	1	3%	29
PALMS, THE		29			29
CDC		17	12	41%	29
HUNTINGTON STATION URGENT CARE		28	1	3%	29
FAST PACE MEDICAL CLINIC		26	3	10%	29
PRO HEALTH HARMONY		29			29
SUNTREE INTERNAL MEDICINE		29			29
DAVID LAWRENCE CENTER		25	4	14%	29
UCLA HEALTHCARE CLINICAL LABS		23	6	21%	29
DUVAL COUNTY HEALTH DEPARTMENT		29			29
WEISS PEDIATRIC CARE LLC		16	13	45%	29
TRINITY URGENT CARE		24	5	17%	29
LABORATORY ALLIANCE OF CENTRAL NEW YORK		28	1	3%	29
RENAISSANCE SENIOR LIVING	1	28			29
MINUTE CLINIC, LLC DBA MINUTECLINIC #4505		27	2	7%	29
STEWART MELBOURNE HOSPITAL			29	100%	29
BAPTIST PRIMARY BLACK CREEK SOUTH			29	100%	29
CAPE CORAL HOSPITAL ABG LABORATORY		16	13	45%	29
MIGUEL E TREVINO MD PA		25	4	14%	29
COMPREHENSIVE CHILDCARE		23	6	21%	29
CARE HERE		6	23	79%	29
INTERIM HEALTHCARE OF NORTHWEST FLORIDA INC		27	2	7%	29
JOSEF SCHENKER MD PC DBA CENTERS URGENT		26	2	7%	28
NATIONAL MENTOR HEALTHCARE LLC			28	100%	28

COVID-19: testing by laboratory

Data through Mar 30, 2021 verified as of Mar 31, 2021 at 09:25 AM

Data in this report are provisional and subject to change.

The numbers in the table below represent the number of Florida and non-Florida residents for whom test results were received by the Department of Health. A person can be tested by more than one laboratory and can have both positive and negative results. **Therefore, the sum of the numbers in each column will be larger than the total number of people tested.**

Reporting lab	Inconclusive	Negative	Positive	Percent positive	Total
BOCA SIMON LAB		1	27	96%	28
MINUTE CLINIC DIAGNOSTIC OF VIRGINIA		21	7	25%	28
RESIDENCE AT BAY VUE		27	1	4%	28
ORANGE PEDIATRICS			28	100%	28
DOCTOR TODAY TLC LLC			28	100%	28
URGENT CARE CENTER			28	100%	28
EDEN AT CRESTVIEW		12	16	57%	28
SUNSHINE PEDIATRICS OF CENTRAL FLORIDA PL		26	2	7%	28
CARDIOLOGY AND MEDICINE ASSOCIATES INC		27	1	4%	28
UNIVERSITY OF ILLINOIS VETERINARY DIAG	1	26	1	4%	28
GRAND LIVING AT LAKEWOOD RANCH		27	1	4%	28
Cleveland Clinic Laboratories		4	24	86%	28
MARION PEDIATRICS PA		21	7	25%	28
BROOKDALE PHILLIPPI CREEK			28	100%	28
LAKELAND NURSING AND REHABILITATION CENTER			28	100%	28
PORT ST LUCIE HOSPITAL		25	3	11%	28
LAKE PLACID HEALTH AND REHABILITATION		1	27	96%	28
KEY PRIMARY CARE			28	100%	28
SYNIVERSE WELLNESS CENTER		24	4	14%	28
FAMILY CARE PARTNERS		18	10	36%	28
ASTORIA HEALTH AND REHABILITATION CENTER		27	1	4%	28
ACTIVE SENIOR LIVING		26	2	7%	28
MINUTECLINIC DIAGNOSTIC OF RHODE ISLAND, LLC #212		28			28
CERON PEDIATRICS & INTEGRATIVE MEDICIN		28			28
MARTHA'S HOUSE & ASSISTED LIVING FACILITY		27			27
UNION CHD		24	3	11%	27
GASTROENTEROLOGY ASSOCIATES OF PENSACOLA PA		23	4	15%	27
ORLANDO ORTHOPAEDIC OUTPATIENT SURGERY CENTER		23	4	15%	27
CHILDRENS MEDICAL CENTER			27	100%	27
SUNCOAST LABS			27	100%	27
EXPRESS CARE OF BELLEVIEW		27			27
BROWARD HEALTH IMPERIAL POINT NURSING			27	100%	27
ASSISTED LIVING OF BROWARD		27			27
ENCOMPASS HEALTH REHABILITATION HOSPITAL OF SARASOTA		27			27
KIVA AT CANTERBURY, LLC		27			27
HEALTHPARK MEDICAL CENTER ABG LAB		26	1	4%	27
VASSAR BROTHERS MEDICAL CENTER LABORATORY		25	2	7%	27
VICK STREET MANOR		27			27
BUREAU OF PUBLIC HEALTH	1	6	20	74%	27
RAINBOW PEDIATRICS		1	26	96%	27
SPANISH RIVER HIGH SCHOOL ESE		23	4	15%	27
BROOKDALE UNIVERSITY HOSPITAL		25	2	7%	27
FIRST CHOICE PEDIATRICS LOOP		25	2	7%	27
LOOP PEDIATRICS		22	5	19%	27
THE COMMONWEALTH OF MASSACHUSETTS		1	26	96%	27
BROOKWOOD BAPTIST MEDICAL CENTER		26	1	4%	27
LEE PHYSICIAN GROUP		24	3	11%	27

COVID-19: testing by laboratory

Data through Mar 30, 2021 verified as of Mar 31, 2021 at 09:25 AM

Data in this report are provisional and subject to change.

The numbers in the table below represent the number of Florida and non-Florida residents for whom test results were received by the Department of Health. A person can be tested by more than one laboratory and can have both positive and negative results. **Therefore, the sum of the numbers in each column will be larger than the total number of people tested.**

Reporting lab	Inconclusive	Negative	Positive	Percent positive	Total
BROOKDALE SOUTHPOINT			27	100%	27
LEXINGTON PLACE SENIOR LIVING COMMUNITY		27			27
ATRIA LADY LAKE		27			27
PINELLAS 1 HOME HEALTH CARE CORP		27			27
JOSEPH SCHENKER MD PC DBA CENTERS URGENT		24	3	11%	27
SANITAS		4	23	85%	27
JOSEF SCHENKER MD PC		27			27
MINUTECLINIC, LLC #08366		22	5	19%	27
WIREGRASS CLINIC LLC		22	5	19%	27
ADVENT HEALTH MEDICAL GROUP- FAMILY MEDICINE AT DR. PHILIPS		21	5	19%	26
MONCRIEF ARMY HEALTH CLINIC			26	100%	26
MINUTECLINIC, LLC #4230		22	4	15%	26
OAKTREE HEALTHCARE			26	100%	26
GOOD SAMARITAN HOSPITAL LABORATORY		23	3	12%	26
EPIC REFERENCE LABS INC			26	100%	26
MINIMALLY INVASIVE VASCULAR INC		24	2	8%	26
Grand Villa of Deerfield Beach		24	2	8%	26
DARDEN WELLNESS CENTER		23	3	12%	26
WEST BROWARD CARE CENTER		24	2	8%	26
CANTON-POTSDAM HOSPITAL LABORATORY		25	1	4%	26
WAKULLA COUNTY HEALTH DEPARTMENT		12	14	54%	26
EXPRESS FAMILY CARE LLC		11	15	58%	26
Clearwater Center		12	14	54%	26
HOLIDAY MEDICAL ASSOCIATES		1	25	96%	26
BAYCARE HEALTH SYSTEMS, LLC			26	100%	26
PARK WEST MEDICAL CENTER		25	1	4%	26
EAST HILL MEDICAL GROUP		17	9	35%	26
MINUTECLINIC DIAGNOSTIC OF TEXAS		22	4	15%	26
LABORATORY MEDICINE CONSULTANTS-LMC PA		24	2	8%	26
PALM BEACH COUNTY FIRE RESCUE		24	2	8%	26
URGENT FAMILY CARE INC		23	3	12%	26
PULMONARY SPECIALISTS OF THE PALM BEACHES		16	10	38%	26
ADVENT HEALTH PARTIN SETTLEMENT HEALTH PARK		18	8	31%	26
LOT HEALTH SERVICES	1	25			26
MONTEFIORE NEW ROCHELLE HOSPITAL		24	2	8%	26
LAKES DIALYSIS CENTER INC			26	100%	26
TREEHOUSE PEDIATRICS & FAMILY CARE		26			26
ENCOMPASS HEALTH REHABILITATION HOSPITAL OF PANAMA CITY		21	5	19%	26
THE MINIER URGENT CARE		20	6	23%	26
FLORIDA MEDICAL CLINIC - MULTI SPECIALTY CAMPUS		9	17	65%	26
GERALD J KIVETT MD		23	3	12%	26
COLORADO DEPARTMENT OF PUBLIC HEALTH AND ENVIRONMENT			26	100%	26
RJ LEE GROUP	1	23	2	8%	26
ABL MEDICAL CARE LLC			26	100%	26
MAYO CLINIC JACKSONVILLE		1	24	96%	25
WOMENS CARE FLORIDA LABORATORY		25			25
PINELLAS PARK FIRE DEPARTMENT		25			25

COVID-19: testing by laboratory

Data through Mar 30, 2021 verified as of Mar 31, 2021 at 09:25 AM

Data in this report are provisional and subject to change.

The numbers in the table below represent the number of Florida and non-Florida residents for whom test results were received by the Department of Health. A person can be tested by more than one laboratory and can have both positive and negative results. **Therefore, the sum of the numbers in each column will be larger than the total number of people tested.**

Reporting lab	Inconclusive	Negative	Positive	Percent positive	Total
SOUTH FLORIDA DIALYSIS CENTER		8	17	68%	25
ST. CLOUD HOSPITAL		20	5	20%	25
MINUTECLINIC DIAGNOSTIC OF PENNSYLVANI		24	1	4%	25
GREEN GABLES ASSISTED LIVING FACILITY		25			25
Summit Medical Group Westfield Lab		22	3	12%	25
HUNT CLUB PEDIATRIC ASSOCIATES LLC		21	4	16%	25
PBSO WEST PALM FAMILY PRACTICE		1	24	96%	25
SUMMERGATE PHARMACY		23	2	8%	25
MINUTE CLINIC DIAGNOSTIC OF NEW JERSEY		24	1	4%	25
MD BEAUTY LABS, PA		23	2	8%	25
THE WATERMARK AT VISTAWILLA		25			25
TALLAHASSEE DEVELOPMENTAL CENTER		24	1	4%	25
ARCPPOINT LABS OF FORT LAUDERDALE		25			25
ADVENT HEALTH EXPRESS		9	16	64%	25
ENCOMPASS HEALTH REHABILITATION HOSPITAL		25			25
CLEARWATER EMPLOYEE HEALTH CLINIC		9	16	64%	25
Casa Mora Rehabilitation & Extended Care		25			25
COASTAL SKIN SURGERY AND DERMATOLOGY		18	7	28%	25
COMMUNITY HEALTH OF SOUTH FLORIDA			25	100%	25
DELRAY BEACH FACIAL PLASTIC SURGERY		25			25
COASTAL COMPLETE CARE		11	14	56%	25
REOPEN DIAGNOSTICS			25	100%	25
MADWAR		19	6	24%	25
ADVENT HEALTH - LAKE MARY PEDIATRICS		16	9	36%	25
SUNQUEST		3	22	88%	25
WESTPAC LABS		1	24	96%	25
CARENOW - DOWNTOWN NORTH GULCH		24	1	4%	25
COOPER HEALTHCARE		22	3	12%	25
MINUTECLINIC DIAGNOSTIC OF TN, PC 374		21	4	16%	25
MINUTECLINIC, LLC, DBA MINUTECLINIC #5		22	3	12%	25
ACCESS HEALTH CARE PHYSICIANS LLC		10	15	60%	25
FEDERAL PRISON CAMP PENSACOLA			25	100%	25
ORLANDO FAMILY MEDICINE		10	15	60%	25
MEDEXPRESS URGENT CARE - BLOOMINGTON		22	3	12%	25
SUMMIT MEDICAL GROUP - 75 E NORTHFIELD		22	2	8%	24
HENNEPIN COUNTY MEDICAL CENTER (HCMC)		13	11	46%	24
SOUTH FLORIDA BAPTIST HOSPITAL			24	100%	24
MADISON COUNTY MEMORIAL HOSP		12	12	50%	24
CSH LAKE ORIENTA LP		24			24
THE LODGE AND REHABILITATION CENTER		9	15	63%	24
SENIOR LIVING IV SUN CITY LLC		17	7	29%	24
ENGLEWOOD HOSPITAL AND MEDICAL CENTER		19	5	21%	24
BLUE SPRINGS SURGERY CENTER		24			24
NOVANT HEALTH		18	6	25%	24
COURTYARDS OF ORLANDO		24			24
WELLNOW URGENT CARE		23	1	4%	24
VILLAGES REHABILITATION AND NURSING CENTER		24			24

COVID-19: testing by laboratory

Data through Mar 30, 2021 verified as of Mar 31, 2021 at 09:25 AM

Data in this report are provisional and subject to change.

The numbers in the table below represent the number of Florida and non-Florida residents for whom test results were received by the Department of Health. A person can be tested by more than one laboratory and can have both positive and negative results. **Therefore, the sum of the numbers in each column will be larger than the total number of people tested.**

Reporting lab	Inconclusive	Negative	Positive	Percent positive	Total
ROSLYN URGENT CARE		24			24
ECC PEDIATRICS		24			24
PACIFICA SENIOR LIVING FORT MYERS		15	9	38%	24
CARE CENTERS OF NASSAU LLC MINER ROAD NORTH		24			24
PHYSICIANS STAT		3	21	88%	24
TOTAL ACCESS URGENT CARE		1	23	96%	24
MINUTECLINIC DIAGNOSTIC OF TN PC #378		21	3	13%	24
PRIME CARE ONE LLC/HARBORCHASE OF VENICE			24	100%	24
HERITAGE OAKS ASSISTED LIVING & MEMORY CARE		20	4	17%	24
SANFORD PEDIATRIC ASSOCIATES, PA		22	2	8%	24
SPRINGWOOD COURT		19	5	21%	24
RAINBOW PEDIATRIC CENTER		2	22	92%	24
ALAN SERURE MD		24			24
WELLMED AT PLANT CITY		11	13	54%	24
PALMS MEDICAL GROUP - LAKE CITY WEST		3	21	88%	24
FINLAY C. LABORATORY		4	20	83%	24
THE CHAPPEL GROUP RESEARCH		24			24
CENTERPLACE HEALTH		3	21	88%	24
PHYSICIANS PRIMARY CARE OF SW FLORIDA PL		24			24
ATRIA AT ST JOSEPHS		24			24
ROWLETT MIDDLE ACADEMY		22	2	8%	24
STATE LAB		2	22	92%	24
CAREATC INC BRANDON	2	20	2	8%	24
MAGNOLIA PEDIATRICS		4	20	83%	24
SHORE MEMORIAL HOSPITAL		21	3	13%	24
MID FLORIDA PATHOLOGY LLC		23	1	4%	24
PALMETTO PEDIATRICS			24	100%	24
HEALTH MED CENTERS		24			24
HALIFAX HEALTH URGENT CARE		4	20	83%	24
URGENT CARE USA			24	100%	24
ASURANCE SCIENTIFIC LABORATORIES		24			24
TIMBERLANE LODGE ALF	1	16	7	29%	24
VIRTUA		20	4	17%	24
AIR, LAND & SEA PHYSICALS & CONSULTATIONS, LLC		23	1	4%	24
LABORATORY DYNAMICS		20	4	17%	24
WESTMINSTER WOODS ON JULINGTON CREEK		22	2	8%	24
AVENTIS BIO-SERVICES CTL		24			24
SENIOR HEALTH OF WINTER PARK DUNDEE		24			24
MED PLUS FLORENCE		20	4	17%	24
TARPON BAYOU CENTER			24	100%	24
ADVANCED URGENT CARE CENTER		7	16	70%	23
CORE LABORATORY		1	22	96%	23
UAH STUDENT HEALTH CENTER		16	7	30%	23
ISLAND COAST PEDIATRICS PA		22	1	4%	23
PM PEDIATRICS		22	1	4%	23
NEWYORK-PRESBYTERIAN/ LAWRENCE HOSPITAL LABORATORY		21	2	9%	23
WALGREENS #04809		19	4	17%	23

COVID-19: testing by laboratory

Data through Mar 30, 2021 verified as of Mar 31, 2021 at 09:25 AM

Data in this report are provisional and subject to change.

The numbers in the table below represent the number of Florida and non-Florida residents for whom test results were received by the Department of Health. A person can be tested by more than one laboratory and can have both positive and negative results. **Therefore, the sum of the numbers in each column will be larger than the total number of people tested.**

Reporting lab	Inconclusive	Negative	Positive	Percent positive	Total
FEDERATION CCRC OPERATIONS CORP		23			23
WOODHOUSE INC		17	6	26%	23
UF HEALTH NORTH JACKSONVILLE			23	100%	23
LAKEVIEW HEALTH CARE SYSTEMS		9	14	61%	23
SOMA MEDICAL CENTER # 4		2	21	91%	23
MEDEXPRESS URGENT CARE WEST TAMPA			23	100%	23
FORT SANDERS REGIONAL LABORATORY		23			23
UNIVERSITY HILLS HEALTH AND REHABILITATION CENTER		18	5	22%	23
OMEGA LABORATORIES		19	4	17%	23
SARASOTA MEMORIAL NURSING & REHABILITATION CTR		23			23
CARLOS F FUSTER MD PA		21	2	9%	23
ORLANDO ORTHOPAEDIC CENTER		21	2	9%	23
ADEPT INPATIENT MEDICAL SERVICES PC		23			23
WUESTHOFF MEDICAL CENTER-MELBOURNE			23	100%	23
GRAND VILLA OF PINELLAS PARK		21	2	9%	23
BOZEMAN HEALTH DEACONESS HOSPITAL		18	5	22%	23
SMH PHYSICIAN SERVICES INC		22	1	4%	23
CANCER RESEARCH LAB, BOB JONES UNIVERSITY		22	1	4%	23
ADVENT HEALTH - FOUR CORNERS ER		16	7	30%	23
NOBLE SENIOR LIVING		3	20	87%	23
EMORY BENNETT VETERANS NURSING HOME	1	22			23
HOWARD BEACH URGENT CARE		22	1	4%	23
NEW JERSEY		22	1	4%	23
PHYSICIANS CARE		20	3	13%	23
JUST FOR KIDS PEDIATRICS		5	18	78%	23
ADVENTHEALTH MEDICAL GROUP PULMONOLOGY		20	3	13%	23
TIFFANY LAKE CARE CENTERS INC		23			23
ELLKAY HEALTHCARE DATA PLUMBERS	23				23
WILLAMETTE VALLEY TOXICOLOGY LLC		21	2	9%	23
ST VINCENTS AMBULATORY CARE INC DBA		20	3	13%	23
BAYFRONT FAMILY HEALTH CENTER		3	20	87%	23
EGL GENETIC DIAGNOSTICS		1	22	96%	23
UNIV OF NORTH ALABAMA HEALTH CENTER		22	1	4%	23
NORTHWEST FLORIDA COMMUNITY HOSPITAL 3RD FLOOR		20	2	9%	22
ELAN SPANISH SPRINGS		4	18	82%	22
MIDNIGHT MEDICINE			22	100%	22
MEDI STATION			22	100%	22
Wesley Place on Honeysuckle		20	2	9%	22
ERIC C MARSHAL MD, PC DBA MINUTECLINIC		21	1	5%	22
KINDRED HOSPITAL OCALA		19	3	14%	22
KISSIMMEE VA OUTPATIENT CLINIC		21	1	5%	22
DALE MEDICAL CENTER		17	5	23%	22
JUPITER MEDICAL CENTER			22	100%	22
APOLLO SURGERY CENTER		20	2	9%	22
GILCHRIST COUNTY JAIL		20	2	9%	22
RAYMOND BASRI MD		20	2	9%	22
OLIVE BRANCH HEALTH AND REHABILITATION CENTER			22	100%	22

COVID-19: testing by laboratory

Data through Mar 30, 2021 verified as of Mar 31, 2021 at 09:25 AM

Data in this report are provisional and subject to change.

The numbers in the table below represent the number of Florida and non-Florida residents for whom test results were received by the Department of Health. A person can be tested by more than one laboratory and can have both positive and negative results. **Therefore, the sum of the numbers in each column will be larger than the total number of people tested.**

Reporting lab	Inconclusive	Negative	Positive	Percent positive	Total
CHARLOTTE CHD PORT CHARLOTTE		18	4	18%	22
ROCKLEDEGE REGIONAL MEDICAL CENTER		17	5	23%	22
MINUTECLINIC DIAGNOSTIC OF TN PC #320		14	8	36%	22
EBEIDS MD PEDIATRICS		19	3	14%	22
South Heritage Health and Rehab		22			22
FORT PIERCE FAMILY CARE INC		16	6	27%	22
EXPRESS CARE OF TAMPA BAY LLC		2	20	91%	22
DIACARTA INC.		22			22
STEWARD MEDICAL GROUP INC			22	100%	22
GLEN COVE HOSPITAL		22			22
MARATHON HEALTH FOR LIFE		19	3	14%	22
FLORIDA HOSPITAL LABS		12	10	45%	22
MOBILE DIVISION LABORATORY		7	15	68%	22
HUNT CLUB MEDICAL		15	7	32%	22
FAMILY AND AFTER HOURS CARE		22			22
CENTRAL FLORIDA PEDIATRIC URGENT CARE LLC		18	4	18%	22
UTAH DEPARTMENT OF HEALTH			22	100%	22
HARBOUR ISLAND PEDIATRICS		13	9	41%	22
KELLY'S ASSISTED LIVING FACILITY		22			22
ST VINCENT'S EAST		20	2	9%	22
FLORENCE J HUNT STUDENT WELLNESS CENTER - HEALTH SERVICES (ABBOTT)		22			22
MORNINGSIDE MANOR & VILLA ADULT CARE C		22			22
CARESPOT		2	20	91%	22
PULSE MEDICAL GROUP INC			22	100%	22
JESSIE TRICE COMMUNITY HEALTH SYSTEM, INC		6	16	73%	22
NEW YORK PRESBYTERIAN - ALLEN HOSPITAL		22			22
CL BRUMBACK PRIMARY CARE CLINIC LANTANA		2	20	91%	22
TOTTENVILLE CIRCLE URGENT CARE		22			22
SEAGRASS VILLAGE			22	100%	22
EMORY UNIVERSITY HOSPITAL		18	4	18%	22
SOLE HEALTH LLC		22			22
ST ELIZABETH MEDICAL CENTER LABORATORY		19	3	14%	22
FLORIDA PEDIATRICS		6	16	73%	22
TEN HEALTHCARE		6	16	73%	22
NEW YORK METHODIST HOSPITAL		17	4	19%	21
AHMG SURGICAL SPECIALIST		21			21
COLUMBIA MEMORIAL HOSPITAL		21			21
CONNECTDX		6	15	71%	21
ARDEN COURTS OF WINTER SPRINGS		18	3	14%	21
1 TOUCH TOTALCARE SOLUTIONS		19	2	10%	21
HOUSE CALLS PROFESSIONAL LLC		18	3	14%	21
MORRIS PARK URGENT CARE		18	3	14%	21
ST JUDE CHILDRENS RESEARCH HOSPITAL		21			21
PALM BAY FAMILY PRACTICE		4	17	81%	21
INTERNATIONAL MEDICAL LABORATORY INC		21			21
MINUTECLINIC, LLC, DBA MINUTECLINIC #2544		20	1	5%	21
UPMC CHAUTAUQUA AT WCA LABORATORY		20	1	5%	21

COVID-19: testing by laboratory

Data through Mar 30, 2021 verified as of Mar 31, 2021 at 09:25 AM

Data in this report are provisional and subject to change.

The numbers in the table below represent the number of Florida and non-Florida residents for whom test results were received by the Department of Health. A person can be tested by more than one laboratory and can have both positive and negative results. **Therefore, the sum of the numbers in each column will be larger than the total number of people tested.**

Reporting lab	Inconclusive	Negative	Positive	Percent positive	Total
ADIRONDACK MEDICAL CENTER		21			21
BIG BEND HOSPICE INC		21			21
PRIMECARE OF DOTHAN-DALEVILLE CLINIC		16	5	24%	21
CLINICAL PATHOLOGY LABORATORIES SOUTHEAST			21	100%	21
METROPOLITAN CHARITIES INC		19	2	10%	21
OHIO CVS STORES, LLC DBA		19	2	10%	21
TENNESSEE DEPARTMENT OF HEALTH		15	6	29%	21
FLORIDA MEDICAL CLINIC IM MLK		14	7	33%	21
CVS NC7588POCT ASHEVILLE		18	3	14%	21
ROCKLEDGE FAMILY HEALTH			21	100%	21
ROSS MEDICAL GROUP			21	100%	21
CVS NC3516POCT WINSTON SALEM		19	2	10%	21
ST VINCENT'S URGENT CARE		18	3	14%	21
FLUSHING HOSPITAL MEDICAL CENTER		17	4	19%	21
SOUTH NASSAU COMMUNITIES HOSPITAL		17	4	19%	21
JEFFERSON K-12, A SOMERSET SCHOOL- CLINIC		17	4	19%	21
BAYCARE MEDICAL GROUP INC		2	19	90%	21
GRAND VILLA OF ORMOND BEACH		18	3	14%	21
MINUTECLINIC DIAGNOSTIC OF TN PC #6435		19	2	10%	21
COASTAL FAMILY PRACTICE		13	8	38%	21
POINT OF CARE CLINICS PRIMARY CARE		20	1	5%	21
ESOTERIX GENETIC LABORATORIES		16	5	24%	21
LAKE HOWARD HEIGHTS	1	18	2	10%	21
WELLMED AT LAKE COPELAND		15	6	29%	21
LMH SKILLED NURSING UNIT		21			21
MCWHORTER SCHOOL OF PHARMACY		20			20
MEDICAL EXPRESS CORP		18	2	10%	20
MEDEMERGE		18	2	10%	20
TGH MEDICAL GROUP LABORATORY CARROLLWOOD			20	100%	20
DEPT OF VA MEDICAL CENTER - BAY PINES			20	100%	20
PEDIATRIC ASSOCIATES PA		17	3	15%	20
BEST MEDICAL CENTER		11	9	45%	20
VIERA FAMILY MEDICINE AND WELLNESS		16	4	20%	20
WELLSTAR KENNESTONE HOSPITAL		17	3	15%	20
GUARDANT HEALTH		14	6	30%	20
HENDRY REGIONAL CORPORATE HEALTH			20	100%	20
GOOD SAMARITAN SOCIETY OF DAYTONA		16	4	20%	20
PROFESSIONAL PARK PEDIATRICS PA			20	100%	20
SONATA BOYNTON BEACH		18	2	10%	20
BETHESDA HEALTH PHYSICIAN GROUP INC			20	100%	20
PRIMARY CARE SPECIALISTS OF ORLANDO LLC		15	5	25%	20
MINUTECLINIC DIAGNOSTICS MEDICAL GROUP		19	1	5%	20
MINUTECLINIC DIAGNOSTIC OF ILLINOIS L		15	5	25%	20
Sovereign Laboratory Services, LLC		17	3	15%	20
ESTATES MEDICAL CENTER		12	8	40%	20
WINTER PARK FAMILY PRACTICE LLC		17	3	15%	20
THE VILLAGES HEALTH		12	8	40%	20

COVID-19: testing by laboratory

Data through Mar 30, 2021 verified as of Mar 31, 2021 at 09:25 AM

Data in this report are provisional and subject to change.

The numbers in the table below represent the number of Florida and non-Florida residents for whom test results were received by the Department of Health. A person can be tested by more than one laboratory and can have both positive and negative results. **Therefore, the sum of the numbers in each column will be larger than the total number of people tested.**

Reporting lab	Inconclusive	Negative	Positive	Percent positive	Total
A LILIKO'I PHARMACY LLC		19	1	5%	20
BAYSIDE LABORATORIES INC		20			20
ODYSSEY HEALTHCARE OF MARION COUNTY, LLC		19	1	5%	20
HEALTHY MINORS, LLC.		20			20
LPG PRIMARY CARE AT BONITA BAY LIFESTYLE CENTER		18	2	10%	20
STATEN ISLAND UNIVERSITY HOSPITAL		19	1	5%	20
LAKE WORTH MANOR		19	1	5%	20
ADVANCED HEALTHCARE ASSOCIATES		18	2	10%	20
PONCE PLAZA NURSING & REHAB CENTER		4	16	80%	20
MARQUES PEDIATRICS			20	100%	20
WINSHIPS PHARMACY INC		20			20
TAMPA URGENT CARE			20	100%	20
DIXIE COUNTY HEALTH DEPARTMENT		13	7	35%	20
BAYFRONT HMA CONVENIENT CARE, LLC		2	18	90%	20
BAY PEDIATRICS PA		18	2	10%	20
EMORY CLINIC, THE		19	1	5%	20
TREASURE ISLE LLC		20			20
CONSOLIDATED LAB SERVICES		10	10	50%	20
MINUTECLINIC DIAGNOSTIC OF NORTH		18	2	10%	20
PRIMARY CARE MEDICINE	1	13	6	30%	20
BROOKDALE MANDARIN CENTRAL		7	13	65%	20
REDITUS LABORATORIES			20	100%	20
ENCOMPASS HOME HEALTH OF THE SOUTHEAST LLC		20			20
SOUTHEAST GEORGIA HEALTH SYSTEM, INC		17	3	15%	20
SOUTH CAROLINA DEPARTMENT OF HEALTH			20	100%	20
CARESPOT OF NOCATEE		1	19	95%	20
GADSDEN COUNTY HEALTH DEPARTMENT		14	6	30%	20
ALPHA PHARMACY		17	3	15%	20
HOPE HEALTHCARE		20			20
STATCARE URGENT AND WALK-IN MEDICAL CA		17	2	11%	19
GRACE WELLNESS CENTER		8	11	58%	19
HARLEM HOSPITAL CENTER		18	1	5%	19
Citymd Of Lacey		16	3	16%	19
NO NAME		8	11	58%	19
GRAND VILLA OF BOYNTON BEACH		18	1	5%	19
MICHELLE S PAGE MD PA		18	1	5%	19
MED HEALTH SERVICES		18	1	5%	19
LEE COMMUNITY HEALTHCARE INC CAPE CORAL		19			19
BAPTIST PEDIATRICS		15	4	21%	19
FLORIDA HOSPITAL WINTER GARDEN		15	4	21%	19
BARTON FAMILY PRACTICE		8	11	58%	19
MINUTECLINIC DIAGNOSTIC PA		17	2	11%	19
BAYVIEW MEDICAL		19			19
DOCTORS MEDICAL CENTER OF WALTON COUNTY CLINIC			19	100%	19
GLEN OAKS URGENT CARE		18	1	5%	19
BAPTIST MEMORIAL HEALTH CARE		17	2	11%	19
LPG PRIMARY CARE AT CAPE CORAL PARKWAY		17	2	11%	19

COVID-19: testing by laboratory

Data through Mar 30, 2021 verified as of Mar 31, 2021 at 09:25 AM

Data in this report are provisional and subject to change.

The numbers in the table below represent the number of Florida and non-Florida residents for whom test results were received by the Department of Health. A person can be tested by more than one laboratory and can have both positive and negative results. **Therefore, the sum of the numbers in each column will be larger than the total number of people tested.**

Reporting lab	Inconclusive	Negative	Positive	Percent positive	Total
PALM BEACH GARDENS MEDICAL CENTER			19	100%	19
INTEGRATED REGIONAL LABORATORIES - LARGO			19	100%	19
ORANGE REGIONAL MEDICAL CENTER LABORATORY		14	5	26%	19
CARENOW URGENT CARE-BRENTWOOD		13	6	32%	19
COMMUNITY HOME HEALTH CARE		19			19
NANO HEALTH ASSOCIATES LLC		19			19
AUBURN COMMUNITY HOSPITAL		17	2	11%	19
OCEANSIDE URGENT CARE		19			19
BAYFRONT MEDICAL			19	100%	19
BASSETTI & ASSOCIATES, MD, PA			19	100%	19
EDWARD S BENNETT MD PLLC		19			19
GENTIVA HEALTH SERVICES		17	2	11%	19
CARE POINT HEALTH & WELLNESS CENTER		19			19
KINGS BAY PEDIATRICS LLC		15	4	21%	19
FLORIDA MEDICAL CL ODOM TPA		9	10	53%	19
MONROE COUNTY DETENTION CENTER			19	100%	19
ALL PEDIATRIC CARE			19	100%	19
REGENCY SQUARE MALL - SEARS		3	16	84%	19
LAB INTERMARKET FACILITY LAB		1	18	95%	19
MED LABS DIAGNOSTICS		10	9	47%	19
SMS DO PA		17	2	11%	19
ANYLABTESTNOW		6	13	68%	19
CLERMONT ADVENTHEALTH CENTRA CARE		1	18	95%	19
OCEAN REEF MEDICAL CENTER, LLC			19	100%	19
GRAND VILLA OF LARGO		17	2	11%	19
BAPTIST MEDICAL GRP URGENT CARE & OCC HEALTH AIRPO		19			19
COMMONWEALTH OF MASSACHUSETTS			19	100%	19
FAMILY CARE CYPRESS CREEK		1	18	95%	19
LOVING CARE OF THE TREASURE COAST LLC	1	13	5	26%	19
BRIDGEWAY HEALTH CLINICS INC			19	100%	19
JACKSON NORTH MEDICAL CENTER		2	17	89%	19
FLORIDA COMMUNITY HEALTH CENTER OF ST. LUCIE		1	18	95%	19
MINUTECLINIC DIAGNOSTIC OF NORTH CAROLINA PC		16	3	16%	19
PATIENTS CHOICE LAB OF IND, LLC		16	3	16%	19
SHELBY BAPTIST MEDICAL CENTER		14	5	26%	19
LEE PHYSICIAN GROUP COLLEGE POINT		19			19
ROYAL PALM MEDICAL GROUP, INC		19			19
STONE WASH CLINICAL LABORATORIES		2	17	89%	19
TEXAS DEPARTMENT OF STATE HEALTH SERVICES		3	16	84%	19
WACO HHSSURGEWACO	1	15	3	16%	19
49D2045214PHYSICIAN OFFICE-WAIVER-MEDEXPRESS URGENT CARE - HARRISONBU		10	9	47%	19
SEVEN RIVERS REGIONAL MEDICAL CENTER		5	14	74%	19
EMERALD COAST HOSPICE - CRESTVIEW		19			19
FOX FAMILY PRACTICE		19			19
TRINITY MEDICAL ASSOCIATES LLC			19	100%	19
CAREHERE- LCS LEESBURG			18	100%	18
URGENT CARE AT LONGWOOD			18	100%	18

COVID-19: testing by laboratory

Data through Mar 30, 2021 verified as of Mar 31, 2021 at 09:25 AM

Data in this report are provisional and subject to change.

The numbers in the table below represent the number of Florida and non-Florida residents for whom test results were received by the Department of Health. A person can be tested by more than one laboratory and can have both positive and negative results. **Therefore, the sum of the numbers in each column will be larger than the total number of people tested.**

Reporting lab	Inconclusive	Negative	Positive	Percent positive	Total
XPRESS WELLNESS URGENT CARE			18	100%	18
UM MILLER SCHOOL OF MEDICINE			18	100%	18
Grand Villa of Dunedin		12	6	33%	18
ASCENSION ST VINCENT'S PRIMARY CARE		1	17	94%	18
MINUTECLINIC DIAGNOSTIC OF RHODE ISLAND, LLC #590		17	1	6%	18
EAST RIDGE RETIREMENT VILLAGE		18			18
COLLEGE POINT URGENT CARE		15	3	17%	18
TNC WALK IN CLINIC		13	5	28%	18
ADVENT HEALTH - KISSIMMEE		6	12	67%	18
LEE COMMUNITY HEALTHCARE INC NORTH FORT MYERS		18			18
MARION COUNTY HEALTH DEPARTMENT		17	1	6%	18
IONA COLLEGE HEALTH & WELLNESS CENTER		18			18
BAY COUNTY HEALTH DEPARTMENT		14	4	22%	18
OSCEOLA ALF OPERATOR, LLC DBA□		18			18
CRANES VIEW LODGE			18	100%	18
TPCA CLINICAL LABORATORIES		15	3	17%	18
WALGREEN EASTERN CO, INC		18			18
ELTINGVILLE CIRCLE URGENT CARE		17	1	6%	18
HELIX DIAGNOSTICS			18	100%	18
BROWNE MEDICAL		16	2	11%	18
ENCOMPASS HEALTH REHABILITATION OF ALTAMONTE		13	5	28%	18
PPD - IXLAYER		17	1	6%	18
Floral Health and Rehabilitation, LLC		17	1	6%	18
MINUTECLINIC DIAGNOSTIC OF TN PC #6363		15	3	17%	18
MINUTECLINIC DIAGNOSTIC OF LOUISIANA,		17	1	6%	18
GRAND VILLA OF DELRAY EAST		18			18
MINUTECLINIC MINUTECLINIC #8746		17	1	6%	18
CABOT RESERVE ON THE GREEN		18			18
BROOKDALE ST AUGUSTINE		1	17	94%	18
ST CATHERINE OF SIENA HOSPITAL		16	2	11%	18
AURORA DIAGNOSTICS		6	12	67%	18
TENDER CARE ALF		18			18
CLEVELAND CLINIC FLORIDA		1	17	94%	18
MADISON CORE LABORATORIES		17	1	6%	18
ST. JUDES LABORATORIES		12	6	33%	18
URGENT TEAM		15	3	17%	18
MOORINGS PARK OAKSTONE AT GREY OAKS		17	1	6%	18
ADVENT HEALTH MEDICAL GROUP FAMILY AND INTERNAL MEDICINE AT AVALON PAR		17	1	6%	18
DHMD		18			18
MIAMI BEACH MEDICAL GROUP			18	100%	18
MINUTECLINIC #8699		14	4	22%	18
ADVENT HEALTH - WINTER HAVEN		8	10	56%	18
Z UROLOGY		18			18
PASSPORT HEALTH OF TAMPA BAY		18			18
MINUTECLINIC DIAGNOSTIC OF MICHIGAN PC		17	1	6%	18
STAT MEDICAL CLINIC III INC		12	6	33%	18
GENERAL INTERNAL MEDICINE MEDICAL CTR CLINIC		13	5	28%	18

COVID-19: testing by laboratory

Data through Mar 30, 2021 verified as of Mar 31, 2021 at 09:25 AM

Data in this report are provisional and subject to change.

The numbers in the table below represent the number of Florida and non-Florida residents for whom test results were received by the Department of Health. A person can be tested by more than one laboratory and can have both positive and negative results. **Therefore, the sum of the numbers in each column will be larger than the total number of people tested.**

Reporting lab	Inconclusive	Negative	Positive	Percent positive	Total
HARTFORD HOSPITAL ANCILLARY LAB		17	1	6%	18
LYNN KEEFE, MD PEDIATRICS		14	3	18%	17
MEDEXPRESS URGENT CARE, MOON TOWNSHIP		16	1	6%	17
BAY BREEZE HEALTH AND REHABILITATION CENTER		9	8	47%	17
FORT HAMILTON URGENT CARE		17			17
MI CASA DORADA ASSISTED LIVING FACILIT		17			17
COAST MED URGENT CARE		16	1	6%	17
WALGREENS #04618		16	1	6%	17
LAKELAND HILLS CENTER		10	7	41%	17
CVS MINUTE CLINIC DIAGNOSTIC OF TEXAS LLC		13	4	24%	17
INN AT LAKE SEMINOLE SQUARE, THE		17			17
MD PLUS URGENT CARE, LLC			17	100%	17
PRIMARY CARE WALK IN CLINIC PLLC			17	100%	17
CARE NOW, INC		13	4	24%	17
RESOLVE MOLECULAR DIAGNOSTICS		13	4	24%	17
PRODUCTION HEALTH SAFETY MANAGEMENT		17			17
CARESPOT EXPRESS HEALTHCARE			17	100%	17
THE CANOPY AT HARPER LAKE	1		16	94%	17
ROBERT WOOD JOHNSON UNIVERSITY HOSP		15	2	12%	17
DIEGO FALLON MD PA		6	11	65%	17
BROOKDALE CROWN POINT			17	100%	17
UNIVERSITY LAB			17	100%	17
URGENT CARE WEST CLINIC		14	3	18%	17
PARRISH HEALTH CENTER		14	3	18%	17
FORT WALTON BEACH DEVELOPMENTAL CENTER		16	1	6%	17
PRATTVILLE BAPTIST HOSPITAL		13	4	24%	17
ABC PEDIATRICS OF PORT ST LUCIE		15	2	12%	17
UVMC MICROBIOLOGY		16	1	6%	17
AURORA UNIVERSITY WELLNESS CENTER		17			17
CITY OF NAPLES FIRE RESCUE		14	3	18%	17
UNIVERSITY OF ALABAMA - FUNGAL REFERENCE LABORATORY		12	5	29%	17
MINUTECLINIC DIAGNOSTIC OF TEXAS LLC		15	2	12%	17
CVA MINUTE CLINIC DIAGNOSTIC OF VIRGINIA, LLC		17			17
MORTON PLANT NORTH BAY HOSPITAL			17	100%	17
ST JOSEPH HOSPITAL		16	1	6%	17
MARCO DRUGS AND COMPOUNDING		13	4	24%	17
VALLEY IMMEDIATE CARE		15	2	12%	17
FLORIDA MEDICAL CLINIC - NEW TAMPA		13	4	24%	17
MEDEXPRESS URGENT CARE - TIMBERLAKE		15	2	12%	17
HEALTHCARE NOW			17	100%	17
ST ANTHONY'S HOSP PATIENT CARE SERVICE			17	100%	17
VENICE REGIONAL BAYFRONT HEALTH			17	100%	17
WELLINGTON FAMILY PRACTICE		13	4	24%	17
YUSRA MEDICAL ASSOCIATES PA		14	3	18%	17
MAITLAND PRIMARY CARE		9	8	47%	17
GENETIC TECHNOLOGICAL INNOVATIONS			17	100%	17
MASSACHUSETTS GENERAL HOSPITAL		1	16	94%	17

COVID-19: testing by laboratory

Data through Mar 30, 2021 verified as of Mar 31, 2021 at 09:25 AM

Data in this report are provisional and subject to change.

The numbers in the table below represent the number of Florida and non-Florida residents for whom test results were received by the Department of Health. A person can be tested by more than one laboratory and can have both positive and negative results. **Therefore, the sum of the numbers in each column will be larger than the total number of people tested.**

Reporting lab	Inconclusive	Negative	Positive	Percent positive	Total
REGENEXX TAMPA BAY		14	3	18%	17
CVS NC7047POCT DURHAM		17			17
ALBIBI		1	16	94%	17
NORTHSIDE HOSPITAL EMERGENCY DEPT		14	3	18%	17
MORTON PLANT MEASE			16	100%	16
OPTIMAL CARE PEDIATRICS		2	14	88%	16
PANAMA CITY VITAS HOSPICE		16			16
LAKEWOOD RANCH MEDICAL CENTER CLINICAL LAB			16	100%	16
MEDEXPRESS URGENT CARE - SEMINOLE SQUA		14	2	13%	16
ALL FLORIDA FAMILY & SPORTS MEDICINE		15	1	6%	16
MEDPEDS ASSOCIATES OF SARASOTA PA		15	1	6%	16
COMMUNITY HEALTH OF SOUTH FLORIDA INC			16	100%	16
STARLING AT NOCATEE			16	100%	16
SRMC AVALON		9	7	44%	16
CALLAWAY CLINIC		11	5	31%	16
MEDICINE AT LONGWOOD		16			16
HEALTH CENTRAL HOSPITAL			16	100%	16
MILLENNIUM PHYSICIAN GRP LLC NAPLES PINE RIDGE			16	100%	16
PROMEDICA LABORATORIES		11	5	31%	16
TMH FSU RAPID LABORATORY		2	14	88%	16
MEDEXPRESS URGENT CARE - ROBINSON TWP, STEUBENVILLE PIKE		14	2	13%	16
XERA MED RESEARCH			16	100%	16
ADVENTHEALTH MEDICAL GROUP PEDIATRICS AT		4	12	75%	16
SEWALLS POINT PHARMACY INC		13	3	19%	16
GRAND AVE PHARMACY		1	15	94%	16
ASHRAF MEDICAL GROUP PLLC DBA PULSE M		15	1	6%	16
URGENT CARE CLINIC OF LINCOLN		14	2	13%	16
KETAMINE HEALTH CENTERS AT BONITA SPRINGS, LLC		16			16
UNDERGROUND FREE CLINIC		16			16
NOVANT HEALTH GOHEALTH URGENT CARE-HARRISBURG		8	8	50%	16
FAST TRACK URGENT CARE CENTER - TYRONE			16	100%	16
MEDEXPRESS URGENT CARE LEWISBURG		15	1	6%	16
MIRIMUS INC		1	15	94%	16
UNIVERSITY OF MIAMI MILLER SCHOOL			16	100%	16
MC DIAGNOSTIC OF CONNECTICUT, PC #775		15	1	6%	16
JS HEALTHCARE INC		16			16
Lab MSMC Hialeah			16	100%	16
PRO HEALTH FAMILY PHYSICIANS, NYSTROM		16			16
HUDSON VALLEY HOSPITAL CENTER LABORATORY		15	1	6%	16
BONIFAY NURSING AND REHABILITATION CENTER			16	100%	16
SOMA MEDICAL CENTER PA			16	100%	16
MINUTE-CLINIC DIAGNOSTIC OF VIRGINIA		14	2	13%	16
FAST PACE MEDICAL CLINIC PLLC		14	2	13%	16
ST AUGUSTINE PLANTATION		1	15	94%	16
HODGES CLUSTER		2	14	88%	16
MINNEOLA PLACE A HOMEBRIDGE COMMUNITY		16			16
ADVENTIST HEALTH SYSTEM		14	2	13%	16

COVID-19: testing by laboratory

Data through Mar 30, 2021 verified as of Mar 31, 2021 at 09:25 AM

Data in this report are provisional and subject to change.

The numbers in the table below represent the number of Florida and non-Florida residents for whom test results were received by the Department of Health. A person can be tested by more than one laboratory and can have both positive and negative results. **Therefore, the sum of the numbers in each column will be larger than the total number of people tested.**

Reporting lab	Inconclusive	Negative	Positive	Percent positive	Total
BVL PEDIATRICS		14	2	13%	16
OKEECHOBEE HEALTHCARE FACILITY			16	100%	16
EAR NOSE & THROAT ASSOCIATES OF MANATEE PA		16			16
ADVENTHEALTH MEDICAL GROUP		11	5	31%	16
NORTHWEST FLORIDA SLEEP		1	15	94%	16
CLEVELAND CLINIC			16	100%	16
CRUCIAL CARE		10	6	38%	16
UNAVAILABLE/UNKNOWN/NO INFORMATION FOUND			16	100%	16
JOSEPH MIGNOGNA		13	3	19%	16
DAVITA DIALYSIS		4	12	75%	16
ADVENT HEALTH - ZEPHYRHILLS			16	100%	16
PRESBYTERIAN MEDICAL SERVICES		16			16
FRUITVILLE URGENT CARE			16	100%	16
NORTHWEST FLORIDA ENT, PA		5	11	69%	16
INTERNAL MEDICINE ASSOCIATES & SPECIALTIES INC		15	1	6%	16
CITY OF CLEARWATER EMPLOYEE HEALTH CENTER		6	9	60%	15
YORKVILLE PEDIATRIC URGENT CARE		15			15
MINUTECLINIC DIAGNOSTIC OF TN PC #6415		11	4	27%	15
CUSTEAD CARE CENTER HAVEN HOSPICE		12	3	20%	15
HUNTINGTON URGENT CARE		14	1	7%	15
BRYAN WHITFIELD MEMORIAL HOSPITAL		10	5	33%	15
BLOUNT MEMORIAL HOSPITAL		13	2	13%	15
CVS MINUTE CLINIC DIAGNOSTIC OF TN #6044		13	2	13%	15
RICH STREET GROUP HOME		8	7	47%	15
MINUTECLINIC DIAGNOSTIC OF TN PC #566		13	2	13%	15
EASTLAKE PEDIATRICS - TRINITY		15			15
MINUTE CLINIC		1	14	93%	15
AVALON FAMILY RESORT ASSISTED LIVING LLC		15			15
FLORIDA HOSPITAL PHYSICIAN GROUP		3	12	80%	15
LONG ISLAND JEWISH VALLEY STREAM		14	1	7%	15
URGENT CARE & FAMILY PRACTICE CENTER			15	100%	15
DSI MANAGEMENT LLC		15			15
INTERMOUNTAIN CENTRAL LAB		1	14	93%	15
OPTIONS FOR SENIORS INC DBA PALM KREST MANOR		12	3	20%	15
Astoria Health and Rehab		15			15
BAYA URGENT CARE LLC		1	14	93%	15
ESTATES MEDICAL CENTER INC		4	11	73%	15
ORLANDO HEALTH		2	13	87%	15
MIAMI BEACH MEDICAL GROUP LLC			15	100%	15
BAPTIST MEDICAL CENTER EAST		11	4	27%	15
TREASURE COAST URGENT CARE			15	100%	15
USCG AIR STATION CLEARWATER CLINIC		14	1	7%	15
UC HEALTH UNIVERSITY HOSPITAL		12	3	20%	15
INDIANA STATE DEPARTMENT OF HEALTH		1	14	93%	15
MEADOWCREST MOLECULAR DIAGNOSTICS, LLC			15	100%	15
MONTEFIORE ST LUKE'S CORNWALL HOSPITAL		11	4	27%	15
UNIVERSITY HOSPITAL UC HEALTH		11	4	27%	15

COVID-19: testing by laboratory

Data through Mar 30, 2021 verified as of Mar 31, 2021 at 09:25 AM

Data in this report are provisional and subject to change.

The numbers in the table below represent the number of Florida and non-Florida residents for whom test results were received by the Department of Health. A person can be tested by more than one laboratory and can have both positive and negative results. **Therefore, the sum of the numbers in each column will be larger than the total number of people tested.**

Reporting lab	Inconclusive	Negative	Positive	Percent positive	Total
HOLLEY-NAVARRE MEDICAL CLINIC		5	10	67%	15
PIEDMONT HOSPITAL CLINICAL LABORATORY		15			15
MINUTECLINIC, LLC #4507		14	1	7%	15
OCCUPATIONAL HEALTH CENTERS OF THE SOUTHWEST PA		13	2	13%	15
CVS NV3210POCT LAS VEGAS		14	1	7%	15
MEDLAB ASSOCIATES LLC		15			15
BESSENT ROAD GROUP HOME		15			15
SINAI HOSPITAL OF BALTIMORE		15			15
FAMILY CARE			15	100%	15
MEDEXPRESS URGENT CARE- MARYLAND		14	1	7%	15
CLINIC OF PEDIATRICS & GI MEDICINE INC		1	14	93%	15
WALK IN URGENT CARE			15	100%	15
BAYCARE MEDICAL GROUP INC			15	100%	15
DOC PAM PA		14	1	7%	15
MILTON 4707		15			15
CVS TX8321POCT MCKINNEY		15			15
HEALTH MED HOME CARE, LLC		15			15
PATHLINE			15	100%	15
AJU GEORGE MD PA			15	100%	15
SUNSHINE PEDIATRICS		15			15
FLORIDA DEPARTMENT OF HEALTH IN HILLSBOROUGH COUNTY		1	14	93%	15
TELEVISIT MALABAR PEDIATRICS		5	10	67%	15
NOVALIFE MEDSPA			15	100%	15
KIMBERLY J HENDERSON MD PC		14	1	7%	15
OAKMONTE VILLAGE OF DAVIE			15	100%	15
FAMILY CARE CENTER OF ARLINGTON		10	5	33%	15
DIATHERIX		13	2	13%	15
LUCID DIAGNOSTICS LABS			14	100%	14
EPIPHANY HEALTH		8	6	43%	14
SARNO FAMILY PRACTICE		1	13	93%	14
GNT ASSOCIATES		13	1	7%	14
ST CLOUD MEDICAL GROUP		12	2	14%	14
NIGHT OWL PEDIATRICS URGENT CARE			14	100%	14
MEDEXPRESS URGENT CARE - LAFAYETTE		13	1	7%	14
SOUTHEASTERN LABORATORY			14	100%	14
KIDSWOOD PEDIATRICS CORP		5	9	64%	14
OPIS ISLAND LAKE CENTER		13	1	7%	14
SOUTHEASTERN UNIVERSITY INC		14			14
GADSDEN REGIONAL MEDICAL CENTER		14			14
HAVEN HOSPICE IN CHIEFLAND		9	5	36%	14
FAMILY MEDICINE OF WESTON LLC		6	8	57%	14
PREMIER LABORATORY SERVICES, LLC		5	9	64%	14
MINUTE CLINIC DIAGNOSTIC OF TEXAS, LLC		14			14
ALASKA PUBLIC HEALTH LAB		1	13	93%	14
West Gate Village, LLC		14			14
MADISON COUNTY HEALTH DEPARTMENT		7	7	50%	14
ACCESS HOME HEALTH OF FLORIDA LLC		14			14

COVID-19: testing by laboratory

Data through Mar 30, 2021 verified as of Mar 31, 2021 at 09:25 AM

Data in this report are provisional and subject to change.

The numbers in the table below represent the number of Florida and non-Florida residents for whom test results were received by the Department of Health. A person can be tested by more than one laboratory and can have both positive and negative results. **Therefore, the sum of the numbers in each column will be larger than the total number of people tested.**

Reporting lab	Inconclusive	Negative	Positive	Percent positive	Total
CVS NC4165POCT BREVARD		8	6	43%	14
The Evangelical Lutheran Good Samaritan Society		14			14
CVS HEALTH, #3396		14			14
SIGMUND LABS LLC		14			14
GRAND VILLA OF MELBOURNE		12	2	14%	14
SARASOTA - ROBERT L TAYLOR COMMUNITY CENTER		1	13	93%	14
PEDIATRICS IN BREVARD-COCOA BEACH		9	5	36%	14
COMPREHENSIVE CHILDCARE ASSOCIATES		8	6	43%	14
FG RAPID RESULTS LLC		8	6	43%	14
SURGERY CENTER OF CORAL GABLES LLC,THE		11	3	21%	14
RIVERSIDE COTTAGES AT THE SHORES, LLC			14	100%	14
MAIMONIDES MEDICAL CENTER		11	3	21%	14
WALGREENS #07936		13	1	7%	14
MINUTE CLINIC LLC #5733		14			14
MINUTECLINIC, LLC #1586		11	3	21%	14
TLC FAMILY CARE HOME INC		14			14
TALLAHASSEE PRIMARY CARE ASSOCIATES PA		12	2	14%	14
STEWART MELBOURNE HOSPITAL, INC	1		13	93%	14
MELBOURNE FAMILY PRACTICE		12	2	14%	14
CITY OF SANFORD EMPLOYEE HEALTH AND		13	1	7%	14
DESOTO HEALTH AND REHAB LLC		9	5	36%	14
ALAN L MELOTEK MD		14			14
NORTHWESTERN MEMORIAL HOSPITAL			14	100%	14
MINUTECLINIC DIAGNOSTIC OF TN, PC 4992		14			14
MINUTECLINIC DIAGNOSTIC OF VIRGINIA, LLC #1416		13	1	7%	14
SOMA MEDICAL CENTER, PA #4 FLORIDA MANGO			14	100%	14
Terrace of Jacksonville			14	100%	14
CVS MINUTE CLINIC DIAGNOSTIC OF WISCONSIN		14			14
POLK CHD BARTOW		13	1	7%	14
MC DIAGNOSTIC OF CONNECTICUT, PC #1960		14			14
ARNOT OGDEN MEDICAL CENTER LABORATORY		14			14
HEALTHFIRST ADVENT HEALTH CENTRA CARE COCOA BEACH			14	100%	14
CARENOW URGENT CARE-WEST END		9	5	36%	14
PT&J REHAB - VILLAGE OF ROYAL PALM BEACH		12	2	14%	14
PARROTT MEDICAL CLINIC			14	100%	14
MINUTECLINIC, LLC, #4160		10	4	29%	14
BERGEN NEW BRIDGE M		13	1	7%	14
CVS TN5639POCT FARRAGUT		11	3	21%	14
FAMILY PRACTICE ON THE GO		6	8	57%	14
BOCA SIMON		2	12	86%	14
INNOVATIVE RESEARCH OF WEST FLORIDA		11	3	21%	14
MINUTECLINIC, LLC, DBA MINUTECLINIC #6		13			13
FLORIDA STATE HOSPITAL			13	100%	13
BROOKDALE DELAND			13	100%	13
BAPTIST PRIMARY CARE PONTE VEDRA		7	6	46%	13
NORTHERN WESTCHESTER HOSPITAL LABORATORY		11	2	15%	13
INTEGRATED FAMILY MEDICAL CENTER			13	100%	13

COVID-19: testing by laboratory

Data through Mar 30, 2021 verified as of Mar 31, 2021 at 09:25 AM

Data in this report are provisional and subject to change.

The numbers in the table below represent the number of Florida and non-Florida residents for whom test results were received by the Department of Health. A person can be tested by more than one laboratory and can have both positive and negative results. **Therefore, the sum of the numbers in each column will be larger than the total number of people tested.**

Reporting lab	Inconclusive	Negative	Positive	Percent positive	Total
MED TECH SERVICES OF PALM BEACH INC		13			13
SHELBY COUNTY HEALTH CARE CORPORATION		10	3	23%	13
HARBOR CHASE OF JACKSONVILLE			13	100%	13
MINUTECLINIC DIAGNOSTIC OF RHODE ISLAND		10	3	23%	13
CVS NY491POCT JACKSON HEIGHTS		13			13
VRL EUROFINs - HAWAII		13			13
VA MEDICAL CENTER			13	100%	13
VILLA OF KINGS AND QUEENS OF DELRAY		13			13
COVANCE CENTRAL LABORATORY			13	100%	13
GLENBROOKE AT PALM BAY			13	100%	13
JOHNS HOPKINS MEDICAL LABORATORIES		1	12	92%	13
ORCHID COVE		3	10	77%	13
ESCAMBIA COMMUNITY CLINIC		2	11	85%	13
LPG PRIMARY CARE AT COLONIAL CENTER DRIVE		12	1	8%	13
CULINARY INSTITUTE OF AMERICA STUDENT	3	10			13
CVS MINUTE CLINIC DIAGNOSTIC PA		10	3	23%	13
PHELPS HOSPITAL LABORATORY		11	2	15%	13
COMMUNITY HEALTH CENTERS OF PINELLAS, INC		1	12	92%	13
IN-OFFICE LAB		12	1	8%	13
Sunnyside Care Center		13			13
CLINICAL LABORATORY SERVICES			13	100%	13
URGENT MEDICAL CENTER INC		5	8	62%	13
AVENTURA HOSPITAL AND MEDICAL CENTER			13	100%	13
WORLD WRESTLING ENTERTAINMENT			13	100%	13
GUIDEWELL EMERGENCY MEDICINE DOCTORS LLC #33		7	6	46%	13
SOUTHEAST FAMILY HEALTHCARE CENTER			13	100%	13
DYNAMIC DNA LAB		1	12	92%	13
CROSS CARE CENTER			13	100%	13
Hackensack Umc Mountainside		12	1	8%	13
URGENT CARE OF NEW YORK		13			13
SEBRING PEDIATRICS LLC			13	100%	13
STATEN ISLAND UNIVERSITY HOSPITAL SEGUINE AVE		12	1	8%	13
LIFE'S SPECIAL MOMENTS INC		13			13
GRADY HEALTH SYSTEM		13			13
PARKWEST MEDICAL CENTER		11	2	15%	13
VALDOSTA FAMILY MEDICINE		1	12	92%	13
CORNER OAK ESTATE LLC		13			13
CORAL LANDING ASSISTED LIVING		11	2	15%	13
CVS MINUTE CLINIC DIAGNOSTIC MED GRP OF CA		13			13
LAKELAND REGIONAL HEALTH GRASSLANDS		12	1	8%	13
MINUTE CLINIC DIAGNOSTIC OF SOUTH CAROLINA		10	3	23%	13
NATIONAL GENETICS INST LABCORP		4	9	69%	13
LILY'S PROMISE AL#12775		13			13
FIRST CHOICE PEDIATRICS WINTER SPRINGS		11	2	15%	13
EAR NOSE AND THROAT ASSOCIATES OF MANATEE, P.A.		10	3	23%	13
MAINSTREET FAMILY SELECT		1	12	92%	13
MINUTECLINIC DIAGNOSTIC OF TN, PC 6438		11	2	15%	13

COVID-19: testing by laboratory

Data through Mar 30, 2021 verified as of Mar 31, 2021 at 09:25 AM

Data in this report are provisional and subject to change.

The numbers in the table below represent the number of Florida and non-Florida residents for whom test results were received by the Department of Health. A person can be tested by more than one laboratory and can have both positive and negative results. **Therefore, the sum of the numbers in each column will be larger than the total number of people tested.**

Reporting lab	Inconclusive	Negative	Positive	Percent positive	Total
MONTEFIORE MEDICAL CENTER LABORATORIES - WEILER		9	4	31%	13
PREMIUM HEALTH CARE			13	100%	13
BROOKLYN HOSPITAL CENTER DOWNTOWN CAMPUS		13			13
BRONSON FIRE DEPARTMENT		13			13
EFFINGER HEALTH, PA		13			13
MINUTECLINIC DIAGNOSTIC OF SC, LLC #2		12	1	8%	13
DEVEREUX FLORIDA CHILDRENS CENTER			13	100%	13
PROHEALTH CARE ASSOCIATES MOBILE		10	3	23%	13
HORIZON MEDICAL GROUP		11	2	15%	13
LEHIGH VALLEY HOSPITAL		3	10	77%	13
BELLEVUE HOSPITAL CENTER DEPARTMENT		13			13
ROCKLEDGE		3	10	77%	13
AVALON MEDICAL WALK IN CLINIC			13	100%	13
RIVERSIDE MEDICAL GROUP		12	1	8%	13
CLEARWATER PAIN MANAGEMENT ASSOCIATES		11	2	15%	13
SAMARITAN MEDICAL CENTER		12			12
VILLA HEALTH NH LLC		10	2	17%	12
CITY OF LAKE MARY EMPLOYEE HEALTH CENTER		10	2	17%	12
RICHMOND UNIVERSITY MEDICAL CENTER		10	2	17%	12
SELECT PHYSICIANS ALLIANCE PL		12			12
HAWTHORNE INN OF LAKELAND		12			12
WELLMED AT PORT ST LUCIE WEST		8	4	33%	12
PANCARE HEALTH - WEWA ELEMENTARY			12	100%	12
MEDEXPRESS URGENT CARE - CHRISTIANBURG		8	4	33%	12
CVS MINUTE CLINIC DIAGNOSTIC OF TN #3293		11	1	8%	12
COLLIER COUNTY HEALTH DEPT.		7	5	42%	12
THE PLAZA AT PARKSQUARE		12			12
MINUTECLINIC DIAGNOSTIC OF ILLINOIS LL		10	2	17%	12
DAVID LAWRENCE CENTER INC		10	2	17%	12
CVS MINUTE CLINIC DIAGNOSTIC OF TEXAS, LLC		9	3	25%	12
ORMOND MEDICAL ARTS		3	9	75%	12
CARE FAST MURABELLA		7	5	42%	12
GEORGIA HEART CENTER (MSC 53), NAVICEN		10	2	17%	12
FHCP-PORT ORANGE		3	9	75%	12
GLEN OAKS HEALTH AND REHABILITATION CENTER			12	100%	12
SONORA QUEST LABORATORIES			12	100%	12
MEDEXPRESS URGENT CARE-ALTOONA		10	2	17%	12
MEDEXPRESS URGENT CARE - MONROE		12			12
MEDEXPRESS URGENT CARE CHARLESTON		8	4	33%	12
WOODLAND TOWERS		6	6	50%	12
TMH PHYSICIAN PARTNERS - MONTICELLO		10	2	17%	12
GAMMA DIAGNOSTIC LAB LLC			12	100%	12
VERITAS RESEARCH CORP			12	100%	12
DELIVER MY MEDS CORP		12			12
MI2297090CV HOLLAND-23D2189684		12			12
HAVEN HOSPICE			12	100%	12
CVS TN5601POCT LENOIR CITY		10	2	17%	12

COVID-19: testing by laboratory

Data through Mar 30, 2021 verified as of Mar 31, 2021 at 09:25 AM

Data in this report are provisional and subject to change.

The numbers in the table below represent the number of Florida and non-Florida residents for whom test results were received by the Department of Health. A person can be tested by more than one laboratory and can have both positive and negative results. **Therefore, the sum of the numbers in each column will be larger than the total number of people tested.**

Reporting lab	Inconclusive	Negative	Positive	Percent positive	Total
LEON CHD		12			12
ACADIAN DIAGNOSTIC LABORATORIES		8	4	33%	12
Lady Lake Specialty Care			12	100%	12
SENIOR HOME CARE INC		12			12
FAMILY MEDICINE AT HUNTERS CREEK		12			12
SOMA MEDICAL CENTER, P.A.			12	100%	12
MONTEFIORE NYACK HOSPITAL AFFILIATED LABORATORY		11	1	8%	12
CVS NC187POCT CHARLOTTE		11	1	8%	12
ST PETER'S UNIVERSITY HOSPITAL		9	3	25%	12
FAMILY MEDICINE AT LONGWOOD			12	100%	12
GULF COAST MEDICAL GROUP		5	7	58%	12
MERCY MEDICAL CENTER		5	7	58%	12
MIRACLE ALF INC		12			12
FLORIDA DEPT OF HEALTH		4	8	67%	12
FLORIDA DEPARTMENT OF HEALTH WASHINGTON COUNTY		7	5	42%	12
MINUTECLINIC DIAGNOSTIC OF NORTH CAROLINA, PC		11	1	8%	12
PRIMECARE AT PORT ORANGE			12	100%	12
MC DIAGNOSTIC OF CONNECTICUT PC #459		12			12
LIFE CARE OF PORT SAINT LUCIE		3	9	75%	12
MHHS All Lab Subsection		12			12
APPLE DIAGNOSTICS LAB		5	7	58%	12
RUSSELL MEDICAL CENTER		11	1	8%	12
DEPARTMENT OF PUBLIC HEALTH		12			12
J AND J VISTAKON EMPLOYEE HEALTH CENTER		11	1	8%	12
METHODIST MEDICAL CENTER		9	3	25%	12
SUMMIT ATLANTIC SURGERY CENTER		12			12
BRITO MEDICAL CENTER		10	2	17%	12
ADVENTHEALTH MEDICAL GROUP CARE CLINIC AT		8	4	33%	12
MC DIAGNOSTIC OF CONNECTICUT, PC # 257		11	1	8%	12
BAPTIST HEALTH			12	100%	12
SUWANNEE COUNTY JAIL		11	1	8%	12
MEDLABS DIAGNOSTICS		10	2	17%	12
BROOKDALE CITRUS			12	100%	12
MINUTECLINIC, LLC #1492		12			12
MINUTECLINIC INCORPORATE, LLC		9	3	25%	12
DR PHILLIPS MEDICAL WELLNESS CENTER		11	1	8%	12
PERSONAL PEDIATRICS PA		9	3	25%	12
GENESIS		8	4	33%	12
RED MOUNTAIN DIAGNOSTICS		12			12
MEDLAB INC		12			12
OHIO STATE UNIVERSITY MEDICAL CENTER			12	100%	12
CARLOS PORTU MD, PLLC			12	100%	12
GEORGE W FERGUSON MD-CONCIERGE MEDICAL SERVICES PL		11	1	8%	12
IREPERTOIRE_MOL_LAB		12			12
BARRANCO CLINIC,THE	3	9			12
NAVAL MEDICAL CENTER SAN DIEGO			12	100%	12
CARROLL GARDENS URGENT CARE		12			12

COVID-19: testing by laboratory

Data through Mar 30, 2021 verified as of Mar 31, 2021 at 09:25 AM

Data in this report are provisional and subject to change.

The numbers in the table below represent the number of Florida and non-Florida residents for whom test results were received by the Department of Health. A person can be tested by more than one laboratory and can have both positive and negative results. **Therefore, the sum of the numbers in each column will be larger than the total number of people tested.**

Reporting lab	Inconclusive	Negative	Positive	Percent positive	Total
MERIDIAN AT WATERWAYS, THE		10	2	17%	12
CVS NC2357POCT HUNTERSVILLE		10	2	17%	12
BROWARD DIALYSIS			12	100%	12
NAPLES GREEN VILLAGE		12			12
LAB UNKNOWN		1	11	92%	12
CVS MINUTE CLINIC, LLC		10	2	17%	12
LIFELINK TISSUE BANK D/B/A LIFELINK TISSUE BANK		10	1	9%	11
MEDEXPRESS URGENT CARE - PANTOPS		10	1	9%	11
VIRTUA WEST JERSEY HOSPITAL VOORHEES		9	2	18%	11
BIOTECH CLINICAL LABORATORIES, INC.		1	10	91%	11
TINA'S ASSISTED LIVING FACILITY CORP		11			11
CARENOW URGENT CARE-DONELSON		8	3	27%	11
UMHC/SYLVESTER AT KENDALL		1	10	91%	11
TROPICANA		5	6	55%	11
CARINGTON MANOR		11			11
Solaris Healthcare Pensacola			11	100%	11
HEALTH NETWORK LABORATORIES		7	4	36%	11
PALM BEACH PATHOLOGY		9	2	18%	11
ST JOSEPH WOMENS HOSPITAL			11	100%	11
GENOPTIX MEDICAL LABORATORY		10	1	9%	11
St. Annes Nursing Center, St. Annes Residence, Inc.		11			11
PHYSICIANS REGIONAL MEDICAL CTR - COLLIER BLVD			11	100%	11
LONGWOOD PEDIATRICS LLC			11	100%	11
St Joseph's Hospital & Medical Center		10	1	9%	11
ORANGE PARK PEDIATRIC ASSOCIATES		1	10	91%	11
IGENEX INC		11			11
APPALACHIAN REGIONAL HEALTHCARE SYSTEM		10	1	9%	11
MINUTECLINIC DIAGNOSTIC OF PA, LLC (1036)		9	2	18%	11
NEW YORK PRESBYTERIAN - LOWER MANHATTAN		11			11
CONSULATE HEALTH CARE OF PENSACOLA			11	100%	11
MINUTE CLINIC DIAGNOSTIC OF SC, LLC #42		10	1	9%	11
CVS MINUTE CLINIC DIAGNOSTIC OF TEXAS,LLC		9	2	18%	11
MEDEXPRESS URGENT CARE - BENTON HARBOR		11			11
ALCOVE ASSISTED LIVING FACILITY		11			11
MINUTECLINIC LLC (1435)		10	1	9%	11
WELLMED AT SOUTH PARSONS		9	2	18%	11
GRACE COMMUNITY PHARMACY		1	10	91%	11
WANTAGH URGENT CARE		8	3	27%	11
ELITE HOME HEALTH SERVICES		11			11
45TH 1		11			11
CREATIVE TESTING SOLUTIONS		4	7	64%	11
COLLIER HMA PHYSICIAN MANAGEMENT, LLC		2	9	82%	11
NIGHT LITE PEDIATRICS CENTER, LLC		1	10	91%	11
AZALEA HEALTH		2	9	82%	11
HIRAM COLLEGE HEALTH CENTER (ABBOTT)		11			11
THE TERRACE OF SAINT CLOUD		9	2	18%	11
CVS MINUTE CLINIC DIAGNOSTIC OF VIRGINIA		11			11

COVID-19: testing by laboratory

Data through Mar 30, 2021 verified as of Mar 31, 2021 at 09:25 AM

Data in this report are provisional and subject to change.

The numbers in the table below represent the number of Florida and non-Florida residents for whom test results were received by the Department of Health. A person can be tested by more than one laboratory and can have both positive and negative results. **Therefore, the sum of the numbers in each column will be larger than the total number of people tested.**

Reporting lab	Inconclusive	Negative	Positive	Percent positive	Total
SUNCOAST COMMUNITY HEALTH CENTERS INC		2	9	82%	11
CVS CA9165POCT SAN DIEGO		11			11
PRIME MEDICAL CARE, LLC		11			11
ST. PETERSBURG PEDIATRICS			11	100%	11
VITAS HEALTH INC		5	6	55%	11
CROSSROADS URGENT CARE, PLLC		11			11
TELEVISIT PALM BAY FAMILY PRACTICE		9	2	18%	11
MOUNT DORA PEDIATRICS		9	2	18%	11
VIGILINT HEALTHCARE		9	2	18%	11
DYNAMIC HEALTH CENTERS INC		7	4	36%	11
MINUTECLINIC, LLC #244		10	1	9%	11
LAKE CO SCHOOLS EMPLOYEE HEALTH & WELLNESS CENTER	1	7	3	27%	11
JOHN W NORRIS III MD PA	1		10	91%	11
MINUTE CLINIC LLC #2775		10	1	9%	11
MEDI-DRUG INC		10	1	9%	11
Rosewood Healthcare and Rehabilitation Center		5	6	55%	11
INFEXIONSHIELD INC.		11			11
VIBRANT AMERICA		9	2	18%	11
ILLINOIS DEPT OF PUBLIC HEALTH LAB - SPRINGFIELD			11	100%	11
ASSOCIATES IN MEDICINE		7	4	36%	11
WATSON HEALTHCARE		8	3	27%	11
NORTH OKALOOSA PHYSICIAN GROUP		10	1	9%	11
SEMORAN FAMILY HEALTH LLC		10	1	9%	11
RHODE ISLAND DEPARTMENT OF HEALTH			11	100%	11
URGENT TEAM MANAGEMENT OF TENNESSEE		10	1	9%	11
ATMORE NURSING CENTER		10	1	9%	11
MINUTE CLINIC DIAGNOSTIC OF TN PC #64		10	1	9%	11
CARENOW URGENT CARE-HERMITAGE		7	4	36%	11
ASSOCIATES MD CYPRESS CREEK			11	100%	11
LANE PEDIATRICS PA		1	10	91%	11
PEPIN ACADEMIES-PASCO		11			11
LPG PRIMARY CARE AT MATTHEW DRIVE		11			11
ANYLABTEST NOW		4	7	64%	11
MEDICAL CENTER AFFILIATES WEST PALM			11	100%	11
ACCENTCARE		11			11
HNL LAB MEDICINE		8	3	27%	11
CLEVELAND TENNESSEE HOSPITAL COMPANY		10	1	9%	11
ALACHUA			11	100%	11
MEDEXPRESS URGENT CARE MONACA		11			11
UNIVERSITY CENTRA CARE		10	1	9%	11
MEYER PEDIATRICS CHTD		11			11
BAYONET POINT HOSPITAL			11	100%	11
BOCA RATON REGIONAL HOSPITAL LAB			11	100%	11
WESTPAC LABS INC	1		10	91%	11
DMH STEINHATCHEE FAMILY MEDICINE		8	3	27%	11
REDMED CLINIC OF ARLINGTON		10	1	9%	11
MINUTECLINIC DIAGNOSTIC OF NEW MEXICO		11			11

COVID-19: testing by laboratory

Data through Mar 30, 2021 verified as of Mar 31, 2021 at 09:25 AM

Data in this report are provisional and subject to change.

The numbers in the table below represent the number of Florida and non-Florida residents for whom test results were received by the Department of Health. A person can be tested by more than one laboratory and can have both positive and negative results. **Therefore, the sum of the numbers in each column will be larger than the total number of people tested.**

Reporting lab	Inconclusive	Negative	Positive	Percent positive	Total
PRIMECARE ACQUISITION FAMILY PRACTICE INC		11			11
MINUTECLINIC DIAGNOSTIC OF OKLAHOMA		9	2	18%	11
ST MARYS MEDICAL CENTER			11	100%	11
BRIDGE DIAGNOSTICS			11	100%	11
MISSOURI DEPARTMENT OF HEALTH AND SENIOR SERVICES			11	100%	11
WINTER PARK CARE AND REHABILITATION			11	100%	11
ADVENTIST HEALTH SYSTEM FLORIDA DEPT OF HEALTH		7	4	36%	11
AIM LABORATORIES			11	100%	11
MINUTECLINIC, LLC #1470		10	1	9%	11
PINELLAS COUNTY HEALTH DEPARTMENT		2	9	82%	11
ORLANDO FAMILY MEDICAL INC		11			11
MONROE COUNTY HOSPITAL		8	3	27%	11
ST CLOUD COMPOUNDING PHARMACY & WELLNESS CENTER		9	1	10%	10
ONEIDA HEALTHCARE CENTER		8	2	20%	10
MEDEXPRESS URGENT CARE PARKERSBURG		8	2	20%	10
SAMARITAN HOSPITAL LABORATORY		9	1	10%	10
NOT INDICATED		1	9	90%	10
HIGH TOWER ALF LLC		9	1	10%	10
MEDEX REGIONAL LABORATORIES LLC		1	9	90%	10
AFC URGENT CARE - CEDAR GROVE		10			10
CORONA PATHOLOGY		10			10
BROWARD HEALTH CARE			10	100%	10
THE MARY IMOGENE BASSETT HOSPITAL		10			10
CBC LAB		3	7	70%	10
PALM BEACH CDH - DELRAY BEACH			10	100%	10
GLADES COUNTY DETENTION CENTER		1	9	90%	10
ORLANDO MEDICAL CENTER PL		1	9	90%	10
CARENOW URGENT CARE - EAST NASHVILLE		8	2	20%	10
FAMILY HEALTH CENTER AT PORT ST JOHN		4	6	60%	10
ACCESS PHARMACY		10			10
PANCARE HEALTH - VERNON ELEMENTARY			10	100%	10
COMMUNITY HEALTH CENTER		2	8	80%	10
PBC PREMIER FAMILY HEALTH			10	100%	10
CVS HEALTH MINUTE CLINIC		1	9	90%	10
MC DIAGNOSTIC OF CONNECTICUT, PC #1966		10			10
ADVENTHEALTH MEDICAL GROUP PEDIATRIC & ADOLESCENT		9	1	10%	10
CVS PA6902POCT BRYN MAWR		8	2	20%	10
VASCONCELLO COHEN MD PA		9	1	10%	10
MEDEXPRESS URGENT CARE - BEECH GROVE		9	1	10%	10
ALABAMA DEPARTMENT OF PUBLIC HEALTH		1	9	90%	10
KR AT COLLEGE HARBOR		10			10
MAINSTREET FAMILY CARE			10	100%	10
PLYMOUTH HARBOR INCORPORATED		9	1	10%	10
TREASURE COAST URGENT & FAMILY CARE			10	100%	10
PRORENATA LABS		2	8	80%	10
MEDEXPRESS URGENT CARE - WINCHESTER GATEWAY		8	2	20%	10
PHASE2 LABS	2	6	2	20%	10

COVID-19: testing by laboratory

Data through Mar 30, 2021 verified as of Mar 31, 2021 at 09:25 AM

Data in this report are provisional and subject to change.

The numbers in the table below represent the number of Florida and non-Florida residents for whom test results were received by the Department of Health. A person can be tested by more than one laboratory and can have both positive and negative results. **Therefore, the sum of the numbers in each column will be larger than the total number of people tested.**

Reporting lab	Inconclusive	Negative	Positive	Percent positive	Total
CVS HEALTH, #2043		10			10
LAKE BALDWIN CBOC		9	1	10%	10
ENCORE AT BOCA RATON, THE			10	100%	10
VITALANT		1	9	90%	10
ARBORS OF GULF BREEZE, THE		8	2	20%	10
INHEALTH LIFE SCIENCES		6	4	40%	10
SUFFRIDGE DRIVE GROUP HOME		10			10
VETERNANS ADMINISTRATION			10	100%	10
MINUTE-CLINIC DIAGNOSTIC OF VIRGINIA, LLC		10			10
NEW JERSEY DEPARTMENT OF HEALTH COMMUNICABLE DISEASE SERVICE		3	7	70%	10
SOMA MEDICAL CENTER PA #4			10	100%	10
MOLECULAR PATHOLOGY LABORATORY			10	100%	10
VENICE GREEN VILLAGE		3	7	70%	10
MOSOLF PEDIATRICS			10	100%	10
BROOKDALE PANAMA CITY		9	1	10%	10
CVS MINUTE CLINIC DIAG OF IND, LLC #6549		10			10
CENTRAL JERSEY URGENT CARE OF EATONTOW		9	1	10%	10
KIDSVILLE PEDIATRICS			10	100%	10
Signature Healthcare of Savannah		10			10
6TH MEDICAL GROUP - MCDILL AFB		8	2	20%	10
NATURE COAST REGIONAL MEDICAL CENTER		1	9	90%	10
AMERICAN HOUSE FORT MYERS		10			10
LAKE NONA MEDICAL SERVICES		3	7	70%	10
Avalon Healthcare and Rehabilitation Center			10	100%	10
KEY WEST URGENT CARE, INC		3	7	70%	10
CHILDREN'S HEALTHCARE OF ATLANTA/EGLESTON		10			10
MEDICAL LABORATORY DIAGNOSTICS			10	100%	10
METHODIST HOSPITAL			10	100%	10
MINUTECLINIC DIAGNOSTICS OF IND, LLC		10			10
FLEMING ISLAND CENTER FOR CLINICAL RESEARCH		10			10
Manor Care of Dunedin		7	3	30%	10
TENNESSEE DEPARTMENT OF HEALTH (TDH) - CENTRAL LABORATORY		2	8	80%	10
BELLE GLADES HEALTH CLINIC			10	100%	10
SUPERIOR RESIDENCES OF CLERMONT		2	8	80%	10
Westchester General Hospital			10	100%	10
CHRISTUS ST VINCENT LABORATORY - ZIA		10			10
MINUTECLINIC, LLC, DBA MINUTECLINIC #2		9	1	10%	10
BERRYHILL MANOR		10			10
MEDEXPRESS URGENT CARE-LATROBE		10			10
CARDIOTHORACIC SURGERY OF HYDE PARK			10	100%	10
EMERGENCY MEDICAL CENTER		4	6	60%	10
DES PLAINES CLINICAL LAB		3	7	70%	10
UNIVERSITY OF MIAMI MILLER SCHOOL OF MEDICINE			10	100%	10
HCR MANORCARE		10			10
EMORY CRAWFORD LONG HOSPITAL LABORATOR		9	1	10%	10
BEAUMONT LABORATORY			10	100%	10
CITY OF TALLAHASSEE		10			10

COVID-19: testing by laboratory

Data through Mar 30, 2021 verified as of Mar 31, 2021 at 09:25 AM

Data in this report are provisional and subject to change.

The numbers in the table below represent the number of Florida and non-Florida residents for whom test results were received by the Department of Health. A person can be tested by more than one laboratory and can have both positive and negative results. **Therefore, the sum of the numbers in each column will be larger than the total number of people tested.**

Reporting lab	Inconclusive	Negative	Positive	Percent positive	Total
AEGIS MEDICAL GROUP, LLC		10			10
AU MEDICAL CENTER, INC	1	8	1	10%	10
LUXOR SCIENTIFIC LLC		1	9	90%	10
NEMOURS CHILDREN'S URGENT			10	100%	10
BLOOMIN BRANDS WELLNESS CENTER		9	1	10%	10
ISLAND COAST PEDIATRICS IN-HOUSE LAB		10			10
MEDEXPRESS URGENT CARE-KATY		7	3	30%	10
RPC@HODGES		2	8	80%	10
KEY TRAINING CENTER			10	100%	10
MINUTECLINIC DIAGNOSTIC OF NORTH CAROLINA PC #5341		7	3	30%	10
Maury Regional Hospital		6	4	40%	10
MINUTECLINIC DIAG OF IND, LLC #6697		10			10
CVS MINUTE CLINIC DIAGNOSTIC PA #3060		9	1	10%	10
MINUTE-CLINIC DIAGNOSTIC OF VIRGINIA, LLC #2003		7	3	30%	10
URGENT CARE CENTER AT PINNACLE		4	6	60%	10
CVS SC7556POCT WEST COLUMBIA		9	1	10%	10
MINUTE CLINIC OF KANSAS PA		6	4	40%	10
NORTON HEALTHCARE			10	100%	10
CVS MINUTE CLINIC DIAGNOSTIC		9	1	10%	10
MEDEXPRESS URGENT CARE - SALEM		6	4	40%	10
GOOD SAMARITAN MEDICAL CENTER			10	100%	10
SAVANNAH MANOR ASSISTED LIVING COMMUNITY			10	100%	10
MINUTECLINIC DIAGNOSTIC OF MAINE, LLC		8	2	20%	10
MINUTECLINIC, LLC #4682		5	5	50%	10
MINUTECLINIC, LLC, DBA MINUTECLINIC #6106		8	2	20%	10
GRAND VILLA OF PALM COAST		10			10
MINUTECLINIC DIAGNOSTIC OF NEW JERSEY,		8	1	11%	9
NEW HAMPSHIRE DEPARTMENT OF HEALTH AND HUMAN SERVICES		3	6	67%	9
NORTHSHORE UNIVERSITY HEALTHSYSTEM EVANSTON HOSPITAL LAB			9	100%	9
PRECISION GENETICS			9	100%	9
VILLAGE PLACE HEALTH AND REHAB		9			9
CHEMISYS LABORATORIES		1	8	89%	9
Fouraker Hills Rehab and Nursing			9	100%	9
CARENOW URGENT CARE-GREEN HILLS		9			9
MINUTE CLINIC INCORPORTE		9			9
FLORIDA MENTOR		7	2	22%	9
CVS PHARMACY			9	100%	9
PUTNAM FAMILY CARE INC		3	6	67%	9
BETH ISRAEL MEDICAL CENTER LABS		9			9
NEMOURS CHILDREN'S PRIMARY CARE VERO BEACH			9	100%	9
CURATIVE		1	8	89%	9
HEALTH AND WELLNESS CENTER		1	8	89%	9
SACRED HEART MEDICAL GROUP URGENT CARE		9			9
MINUTECLINIC DIAGNOSTIC OF TN PC #240		8	1	11%	9
LAKE NONA MEDICAL SERVICE LLC		9			9
MINUTECLINIC DIAGNOSTIC OF MINNESOTA		9			9
MEDICANA NURSING AND REHAB CENTER			9	100%	9

COVID-19: testing by laboratory

Data through Mar 30, 2021 verified as of Mar 31, 2021 at 09:25 AM

Data in this report are provisional and subject to change.

The numbers in the table below represent the number of Florida and non-Florida residents for whom test results were received by the Department of Health. A person can be tested by more than one laboratory and can have both positive and negative results. **Therefore, the sum of the numbers in each column will be larger than the total number of people tested.**

Reporting lab	Inconclusive	Negative	Positive	Percent positive	Total
ST JOSEPH'S HOSPITAL NORTH LABORATORY			9	100%	9
SUNCREST OMNI		9			9
RIVERVIEW REGIONAL MEDICAL CENTER		7	2	22%	9
CVS NJ617POCT CEDAR GROVE		8	1	11%	9
PATEL MEDICAL VENTURES		8	1	11%	9
PALM BAY URGENT CARE PL		1	8	89%	9
ROSEMONT GARDENS INC		9			9
BUENA VIDA ESTATES			9	100%	9
MIDMICHIGAN MEDICAL CENTER			9	100%	9
SOUTH FLORIDA ENT ASSOCIATES, INC			9	100%	9
NITIN BAWA PROFESSIONAL ASSOCIATES			9	100%	9
CVS MINUTE CLINIC, LLC #22		8	1	11%	9
CVS CT1123POCT SOUTHURY		9			9
WESTERN NEW YORK IMMEDIATE MEDICAL CAR		9			9
MAGNOLIA MANOR			9	100%	9
CHILDREN'S HEALTH CENTER INC.		7	2	22%	9
BEAUMONT EMERGENCY CENTER			9	100%	9
OPTUM SILVER LAKES			9	100%	9
PENSACOLA CLUSTER			9	100%	9
BRENNITY AT VERO BEACH, THE			9	100%	9
IMMUNOGENOMICS LLC		6	3	33%	9
SUMTER COUNTY HEALTH DEPARTMENT		4	5	56%	9
EMPLOYEE WELLNESS PA			9	100%	9
UNIVERSITY MEDICAL CENTER		8	1	11%	9
CAN COMMUNITY HEALTH, INC		9			9
MINUTECLINIC #8760		9			9
DIXITKUMAR N MODI MD PA			9	100%	9
CIAN DIAGNOSTICS			9	100%	9
UCARE			9	100%	9
MINUTECLINIC #2860		6	3	33%	9
UF HEALTH		1	8	89%	9
WINDSOR OF GAINESVILLE		9			9
CVS TX8351POCT BEAUMONT		8	1	11%	9
WINTER PARK INTERNAL MEDICINE MD PA		7	2	22%	9
NORTHSIDE HOSPITAL FORSYTH		8	1	11%	9
ENCOMPASS HOME HEALTH OF THE SOUTHEAST LLC□		9			9
CARENOW URGENT CARE-MT JULIET		8	1	11%	9
ENCOMPASS HEALTH REHABILITATION HOSPITAL OF MIAMI		8	1	11%	9
MINUTECLINIC DIAGNOSTIC OF TN, PC 6304		7	2	22%	9
ALBION COLLEGE (ABBOTT)		9			9
DOCTORS EXPRESS OF ST PETERSBURG		1	8	89%	9
BAYFRONT HEALTH ST PETERSBURG		8	1	11%	9
MEDEXPRESS URGENT CARE - FORT WORTH S		8	1	11%	9
NASCAR EVENT MANAGEMENT, LLC		9			9
CVS TX10016POCT PRINCETON		9			9
OUR HOME AT BEACON HILL			9	100%	9
ST VINCENT'S ST CLAIR		6	3	33%	9

COVID-19: testing by laboratory

Data through Mar 30, 2021 verified as of Mar 31, 2021 at 09:25 AM

Data in this report are provisional and subject to change.

The numbers in the table below represent the number of Florida and non-Florida residents for whom test results were received by the Department of Health. A person can be tested by more than one laboratory and can have both positive and negative results. **Therefore, the sum of the numbers in each column will be larger than the total number of people tested.**

Reporting lab	Inconclusive	Negative	Positive	Percent positive	Total
MINUTE CLINIC LLC #5706		8	1	11%	9
UHEALTH UNIVERSITY OF MIAMI			9	100%	9
MOBILE RESPONSE DIAGNOSTICS LLC		8	1	11%	9
NORTHWEST FLORIDA COMMUNITY HOSPITAL LABORATORY		8	1	11%	9
ATHENS VETERINARY DIAGNOSTIC LABORATOR		9			9
ST VINCENT'S CHILTON		7	2	22%	9
CLAYMED OF NORTH FLORIDA			9	100%	9
GCPM MANUAL MICROBIOLOGY		1	8	89%	9
PEDIATRIC HEALTH CARE ALLIANCE			9	100%	9
FLORIDA CENTER FOR DERMATOLOGY LABORATORY			9	100%	9
ROSECASTLE			9	100%	9
JOHNS HOPKINS ALL CHILDRENS			9	100%	9
COLLIER BLVD HMA PHYSICIAN MANAGEMENT,, LLC			9	100%	9
FLORIDA HOSPITAL WINTER PARK		7	2	22%	9
ORLANDO HEALTH PHYSICIAN ASSOCIATES		4	5	56%	9
FAMILY PRACTICE OF DAVIE INC			9	100%	9
ALLIANCE HEALTH AND REHABILITATION CENTER		9			9
MEDEXPRESS ELKINS		9			9
Consulate Health Care of Brandon		7	2	22%	9
CVS PA1671POCT LANCASTER		9			9
ST LUKES ROOSEVELT LABORATORY		7	2	22%	9
LAWRENCE TECHNOLOGICAL UNIVERSITY		9			9
MINUTE CLINIC LLC # 2033		8	1	11%	9
WATERFORD AT CREEKSIDE, THE			9	100%	9
UNIVERSITY HOSPITALS OF CLEVELAND		5	4	44%	9
MEDEXPRESS URGENT CARE - SWANSEA, N ILLINOIS ST		8	1	11%	9
REMISE OCCUPATIONAL HEALTH SOLUTIONS INC			9	100%	9
LOREY ALF		9			9
OMNI			9	100%	9
WESTCHESTER GENERAL HOSPITAL BLOOD GAS LAB			9	100%	9
INSPIRED LIVING AT PALM BAY		7	2	22%	9
WINDSOR OF SAN PABLO, THE		6	3	33%	9
MINUTECLINIC DIAGNOSTIC OF ILLINOIS		7	2	22%	9
MINUTECLINIC DIAGNOSTIC OF NEW JERSEY, LLC # 7069		9			9
CVS M08590POCT KANSAS CITY		5	4	44%	9
ILLINOIS DEPARTMENT OF PUBLIC HEALTH		1	8	89%	9
MEDEXPRESS URGENT CARE - WASHINGTON		7	2	22%	9
MICHIGAN DEPARTMENT OF COMMUNITY HEALTH		1	8	89%	9
CVS PHARMACY NO 274		9			9
MINUTECLINIC, LLC, MINUTECLINIC #7637		7	2	22%	9
FG RAPID		8	1	11%	9
MC DIAGNOSTIC OF CONNECTICUT, PC #1043		9			9
LAKEVIEW HEALTH SYSTEMS			9	100%	9
NIGHT LITE PEDIATRICS CENTER		1	8	89%	9
MINUTE CLINIC LLC #1448		8	1	11%	9
ANY LAB TEST NOW INC			9	100%	9
PASSPORT HEALTH			9	100%	9

COVID-19: testing by laboratory

Data through Mar 30, 2021 verified as of Mar 31, 2021 at 09:25 AM

Data in this report are provisional and subject to change.

The numbers in the table below represent the number of Florida and non-Florida residents for whom test results were received by the Department of Health. A person can be tested by more than one laboratory and can have both positive and negative results. **Therefore, the sum of the numbers in each column will be larger than the total number of people tested.**

Reporting lab	Inconclusive	Negative	Positive	Percent positive	Total
MINUTECLINIC DIAGNOSTIC OF TN PC #242		6	3	33%	9
MINUTECLINIC DIAGNOSTIC OF TN PC #5671		5	4	44%	9
VETERANS AFFAIRS MEDICAL CENTER - OUTPATIENT			9	100%	9
CVS DC1340POCT WASHINGTON		9			9
WADSWORTH CENTER - DAVID AXELROD INSTITUTE		8	1	11%	9
OKLAHOMA STATE DEPARTMENT OF HEALTH-PUBLIC HEALTH LABORATORY			8	100%	8
BLOOMINGDALE PEDIATRIC ASSOCIATES PA			8	100%	8
HUNTINGTON VILLAGE URGENT CARE		8			8
HEALTHMARK REGIONAL HOSPITAL LAB		4	4	50%	8
ATLANTIC CONSOLIDATED LABORATORY		8			8
ORMOND BEACH CENTRA CARE			8	100%	8
DORAL URGENT CARE			8	100%	8
ST CHARLES HOSPITAL LABORATORY		8			8
WILLIAMSBURGH CHAI CARE		7	1	13%	8
SOUTHEASTERN PEDIATRIC ASSOCIATES			8	100%	8
OSWEGO HOSPITAL LABORATORY		7	1	13%	8
MED & CO INVESTMENT LLC		7	1	13%	8
MEDEXPRESS URGENT CARE - BATTLE CREEK		5	3	38%	8
ST CLOUD PHYSICIAN MANAGMENT LLC		7	1	13%	8
HEALTHY MINORS PEDIATRIC URGENT CARE		7	1	13%	8
CVS TX7162POCT HOUSTON		8			8
BAPTIST OUTPATIENT			8	100%	8
BENNETT PEDIATRICS		8			8
MINUTE CLINIC DIAGNOSTIC OF MICHIGAN PC		8			8
FHPG_EXP CARE W HILLSBOROUGH			8	100%	8
CARE ATC - CITY OF BOYNTON BEACH	1	2	5	63%	8
BARTON PARKER OD PC		8			8
CHAPTERS HEALTH HOSPICE		8			8
FHCP-ORANGE CITY			8	100%	8
CVS SC4286POCT EASLEY		3	5	63%	8
CVS NC3319POCT CHARLOTTE		6	2	25%	8
BLOOMING GARDENS OF CARE INC		8			8
DEPARTMENT OF HEALTH- CITRUS COUNTY		1	7	88%	8
CAPRONA GROUP HOME		2	6	75%	8
EXPRESS TEST			8	100%	8
SEA LEVEL LABS			8	100%	8
INTERVENTIONAL REHABILITATION OF SOUTH FLORIDA			8	100%	8
ROBERT WOOD JOHNSON HOSPITAL		7	1	13%	8
DIAGNOSTIC CLINIC		7	1	13%	8
FLORIDA HEART AND VASCULAR MULTISPECIALTY GROUP		8			8
ALLEGRO - TAMPA	1	4	3	38%	8
FLORIDA CLINICAL LAB		1	7	88%	8
JUPITER CLINIC			8	100%	8
VERMONT DEPARTMENT OF HEALTH		1	7	88%	8
CAREPOINT CLINIC		5	3	38%	8
CVS MINUTE CLINIC DIAGNOSTIC OF NEW JERSEY		8			8
LIFE CARE CITRUS COUNTY			8	100%	8

COVID-19: testing by laboratory

Data through Mar 30, 2021 verified as of Mar 31, 2021 at 09:25 AM

Data in this report are provisional and subject to change.

The numbers in the table below represent the number of Florida and non-Florida residents for whom test results were received by the Department of Health. A person can be tested by more than one laboratory and can have both positive and negative results. **Therefore, the sum of the numbers in each column will be larger than the total number of people tested.**

Reporting lab	Inconclusive	Negative	Positive	Percent positive	Total
TRUE HEALTH		5	3	38%	8
ALL CHILDREN'S HOSPITAL		1	7	88%	8
STPET		6	2	25%	8
CONCENTRA URGENT CARE		4	4	50%	8
HOLY NAME MEDICAL CENTER	1	6	1	13%	8
GENE STREET LABORATORIES, LLC		6	2	25%	8
PUTNAM COUNTY EMERGENCY RESCUE SERVICE		5	3	38%	8
CONSULATE HEALTH CARE		7	1	13%	8
Sunset Lake Health and Rehabilitation Center		8			8
MEDEXPRESS URGENT CARE - CULPEPER		8			8
DOTHAN PEDIATRIC CLINIC			8	100%	8
ALACHUA COUNTY HEALTH DEPARTMENT		1	7	88%	8
CIGNA ONSITE HEALTH LLC		2	6	75%	8
JACKSON CLINIC PA,THE		4	4	50%	8
ADVANCED RESEARCH FOR HEALTH IMPROVEMENT		6	2	25%	8
MINUTE CLINIC LLC #6765		8			8
MINUTECLINIC DIAGNOSTIC OF VIRGINIA		8			8
VA Primary Care Clinic at Meharry		7	1	13%	8
ORLANDO FAMILY PHYSICIANS			8	100%	8
LEE MEMORIAL HEALTH SYSTEM D/B/A		6	2	25%	8
WALGREENS #10972	1	7			8
Nashville Central Laboratory		8			8
HEALTHPARK MEDICAL CTR NURSING SVC		8			8
MEDEXPRESS URGENT CARE - TARENTUM		6	2	25%	8
WELLIGENT		1	7	88%	8
WALK-IN MEDICAL CARE			8	100%	8
NORTHSIDE HOSPITAL		2	6	75%	8
NEOGENOMICS LABORATORIES, INC		8			8
GENEUS DIAGNOSTICS			8	100%	8
MINUTECLINIC, LLC #05038		8			8
MARQUESA MEDICAL		7	1	13%	8
MEDEXPRESS URGENT CARE, BUTLER		5	3	38%	8
GRAND VILLA OF SARASOTA		7	1	13%	8
WHITE SANDS OUTPATIENT SERVICES (WSOP SERVICES LLC		8			8
SOMA MEDICAL CENTER MD PA #7 PEDIATRICS			8	100%	8
STUYVESANT URGENT CARE		8			8
LAB UNKNOWN		6	2	25%	8
JX REF LAB			8	100%	8
PACIFICA SUNRISE☐			8	100%	8
MINUTECLINIC DIAG OF IND, LLC #2387		7	1	13%	8
ELLIS HOSPITAL LABORATORY		7	1	13%	8
EXECUTIVE MEDICAL SERVICES		8			8
VENICE REGIONAL MEDICAL CENTER			8	100%	8
CVS MINUTE CLINIC DIAGNOSTIC MED GRP OF SAN		6	2	25%	8
JOHN T MATHER MEMORIAL HOSPITAL LABORATORY		7	1	13%	8
BIOTECH PHARMACEUTICAL GROUP LLC			8	100%	8
HARBORCHASE OF DR PHILLIPS		7	1	13%	8

COVID-19: testing by laboratory

Data through Mar 30, 2021 verified as of Mar 31, 2021 at 09:25 AM

Data in this report are provisional and subject to change.

The numbers in the table below represent the number of Florida and non-Florida residents for whom test results were received by the Department of Health. A person can be tested by more than one laboratory and can have both positive and negative results. **Therefore, the sum of the numbers in each column will be larger than the total number of people tested.**

Reporting lab	Inconclusive	Negative	Positive	Percent positive	Total
SYNEXUS CLINICAL RESEARCH US INC		2	6	75%	8
CVS NC5591POCT STATESVILLE		7	1	13%	8
DOCTOR'S IN HOUSE LAB			8	100%	8
IU HEALTH PATHOLOGY		1	7	88%	8
BENSONHURST URGENT CARE		8			8
PALMS WEST HOSPITAL			8	100%	8
CVS PA1074POCT KENNETT SQUARE		7	1	13%	8
THOMAS JEFFERSON UNIVERSITY HOSPITAL		4	4	50%	8
URGENT CARE OF LONGWOOD		1	7	88%	8
WALGREEN #6538		8			8
MINUTECLINIC DIAGNOSTIC OF TN PC #643		5	3	38%	8
PALM BEACH COUNTY HEALTH DEPARTMENT LABORATORY			8	100%	8
Atlanta VAMC		6	2	25%	8
MAGNOLIA PEDIATRICS GROUP LLC			8	100%	8
THE WOLFF CENTER FOR CHILD & ADOLESCENT HEALTH			8	100%	8
MINUTECLINIC DIAGNOSTIC OF OHIO #7790		6	2	25%	8
GOLISANO CHILDREN'S HOSPITAL OF SOUTHWEST FLORIDA		6	2	25%	8
WINKLER COURT☐		7	1	13%	8
NORTHEAST PEDIATRICS			8	100%	8
MINUTE CLINIC LLC #10203		6	2	25%	8
X-GENE MOLECULAR LABS		1	7	88%	8
VENICE URGENT CARE - GULF COAST			8	100%	8
NORTH PINELLAS CHILDRENS MEDICAL CENTER INC			8	100%	8
LEMOYNE COLLEGE WELLNESS CENTER FOR		8			8
VAIL VALLEY MEDICAL CENTER			8	100%	8
ST. JOSEPH HOSPITAL AND HEALTH CARE INC.			8	100%	8
DOH JACKSONVILLE CENTRAL LABORATORY		3	5	63%	8
SYLVESTER AT PLANTATION LABORATORY		7	1	13%	8
FOUNTAINVIEW BY FIVE STAR QUALITY CARE		7	1	13%	8
MIAMI COMPREHENSIVE MEDICINE GROUP PA		4	4	50%	8
WELLMED AT BRANDON REGIONAL		5	3	38%	8
LAKE CONWAY URGENT CARE LLC		2	6	75%	8
SUNRISE SENIOR LIVING OF JACKSONVILLE			8	100%	8
APEX HOME HEALTH CARE		7	1	13%	8
MEDEXPRESS URGENT CARE - CLARKSBURG		7	1	13%	8
DOCTOR'S IN-HOUSE LAB/COMMUNITY HEALTH CENTERS OF PINELLAS - CLEARWATE			8	100%	8
MONTEFIORE MEDICAL CENTER LABORATORIES - NORTH		8			8
MID-HUDSON VALLEY DIVISION OF WESTCHESTER MEDICAL		8			8
MEDEXPRESS URGENT CARE - FAYETTEVILLE		6	2	25%	8
CVS TX7827POCT ROUND ROCK		8			8
NORTHSIDE HOSPITAL ATLANTA		3	5	63%	8
CAYUGA COUNTY HEALTH DEPARTMENT		7	1	13%	8
ALLINA HEALTH - ABBOTT NORTHWESTERN HOSPITAL		5	3	38%	8
MEDEXPRESS URGENT CARE - MIDLOTHIAN		7	1	13%	8
CLEARWATER PEDIATRIC CARE		1	7	88%	8
CVS MD1881POCT DUNKIRK		8			8
FLORIDA KEYS CONCIERGE MEDICINE, LLC		6	2	25%	8

COVID-19: testing by laboratory

Data through Mar 30, 2021 verified as of Mar 31, 2021 at 09:25 AM

Data in this report are provisional and subject to change.

The numbers in the table below represent the number of Florida and non-Florida residents for whom test results were received by the Department of Health. A person can be tested by more than one laboratory and can have both positive and negative results. **Therefore, the sum of the numbers in each column will be larger than the total number of people tested.**

Reporting lab	Inconclusive	Negative	Positive	Percent positive	Total
INTERNAL MEDICINE ASSOCIATES OF JACKSON HOSPITAL			8	100%	8
MODMD LABORATORY		8			8
DOH-TAMPA BRANCH LABORATORY (MLK BLVD)		4	4	50%	8
ARCHBOLD MEMORIAL HOSPITAL/LAB		3	5	63%	8
SURGOINSVILLE PHARMACY		8			8
The Grand at Rome Nursing and Rehabilitation		8			8
ENCOMPASS HEALTH REHABILITATION HOSPITAL OF OCALA		8			8
INTERNAL MEDICINE AND AESTHETICS OF NAPLES LLC		8			8
ETHOS LABORATORIES		7	1	13%	8
MINUTECLINIC DIAGNOSTIC OF TN PC #386		7	1	13%	8
QUEENS UNIVERSITY OF CHARLOTTE		8			8
LOVELACE MEDICAL CENTER		8			8
MEDEXPRESS URGENT CARE - MAPLE DRIVE		7	1	13%	8
MINUTECLINIC DIAGNOSTIC MED GRP OF CA		7	1	13%	8
WEXFORD HEALTH SOURCES INC		7			7
ST. CLOUD PHARMACY AND WELLNESS CENTER		3	4	57%	7
MINUTECLINIC, LLC #03965		7			7
WYOMING COUNTY COMMUNITY HOSPITAL LABORATORY		7			7
ADVENT HEALTH APOPKA		3	4	57%	7
MINUTECLINIC, DIAGNOSTIC OF TEXAS, LL		6	1	14%	7
Parkside Villa		7			7
LEPE'S HOUSE			7	100%	7
SUPERIOR RESIDENCES AT CALA HILLS		7			7
FRESENIUS KIDNEY CARE FORT WALTON BEACH			7	100%	7
MEDEXPRESS URGENT CARE - GLENDALE		7			7
SUPREME LABORATORY			7	100%	7
LONGWOOD FAMILY MEDICINE		1	6	86%	7
CARESOUTH HHA HOLDINGS OF TALLAHASSEE LLC		7			7
COMPLETE FAMILY CARE, LLC/UNIVERSITY OF SAINT MARY		7			7
QHG OF ENTERPRISE INC (DBA MEDICAL CTR		7			7
VICTORIAN MANOR		2	5	71%	7
HOLY GARDEN ALF, INC.		7			7
FHMG_FM AND IM AVALON PARK		2	5	71%	7
SOUTH COM HEALTH CLINIC, DEPT. OF THE ARMY		7			7
WHEELER LABORATORY		6	1	14%	7
MEDEXPRESS URGENT CARE-DUBOIS		7			7
RELIANCE MEDICAL CENTER		5	2	29%	7
MEDEXPRESS URGENT CARE - STAUNTON		3	4	57%	7
Thermopolis Rehabilitation Wellness		7			7
FLORIDA SCHOOL FOR THE DEAF AND THE BLIND			7	100%	7
TIFT REGIONAL HEALTH SYSTEM, INC		7			7
MINUTECLINIC MINUTECLINIC #4977		4	3	43%	7
MINUTE CLINIC LLC #4017		7			7
NORTH FLORIDA MEDICAL CENTERS INC		1	6	86%	7
ST. LUCIE COUNTY HEALTH DEPARTMENT		5	2	29%	7
OCALA FAMILY MEDICAL CENTER		7			7
PEDIATRICS OF CENTRAL FLORIDA		5	2	29%	7

COVID-19: testing by laboratory

Data through Mar 30, 2021 verified as of Mar 31, 2021 at 09:25 AM

Data in this report are provisional and subject to change.

The numbers in the table below represent the number of Florida and non-Florida residents for whom test results were received by the Department of Health. A person can be tested by more than one laboratory and can have both positive and negative results. **Therefore, the sum of the numbers in each column will be larger than the total number of people tested.**

Reporting lab	Inconclusive	Negative	Positive	Percent positive	Total
MAXHEALTH		5	2	29%	7
WATAUGA MEDICAL CENTER		4	3	43%	7
CVS CA9113POCT CHULA VISTA		7			7
TAPESTRY TALLAHASSEE WALDEN		7			7
SARASOTA MEDICAL CENTER			7	100%	7
MINUTECLINIC, LLC #03268		6	1	14%	7
MINUTECLINIC, LLC #1796		6	1	14%	7
CVS TX4397POCT CYPRESS		7			7
PENINSULA CARE AND REHABILITATION CENTER			7	100%	7
EP LTC PHARMACY		5	2	29%	7
RANDOLPH DIABETES AND WELLNESS		6	1	14%	7
SOUTHEAST GEORGIA HEALTH SYSTEM, INC D		7			7
PBC FOUND CARE INC			7	100%	7
FLORIDA HOSPITAL KISSIMMEE		4	3	43%	7
GILCHRIST COUNTY FIRE DEPARTMENT		4	3	43%	7
CARENOW URGENT CARE-MADISON		7			7
MINUTECLINIC DIAGNOSTIC OF NEVADA #87		4	3	43%	7
DALLAS COUNTY HEALTH AND HUMAN SERVICES			7	100%	7
SELECT PHYSICIANS ALLIANCE		7			7
BIRMINGHAM VAMC		3	4	57%	7
OPTUM PRIMARY CARE - FOUNTAIN OAKS		3	4	57%	7
EL PARAISO HOME INC		7			7
ACCESS CARE MEDICAL GROUP LLC		2	5	71%	7
NYU WINTHROP HOSPITAL PATHOLOGY		7			7
MEDEXPRESS URGENT CARE MORGANTOWN		7			7
BROOKDALE LAKE ORIENTA			7	100%	7
PEDIATRICS URGENT CARE, LLC			7	100%	7
MEDEXPRESS URGENT CARE-NESHANNOCK TWP		6	1	14%	7
EMBRY-RIDDLE AERONAUTICAL UNIVERSITY HEALTH			7	100%	7
FLORIDA HOSPITAL APOPKA		6	1	14%	7
DOCTOR'S IN-HOUSE LAB/COMMUNITY HEALTH CENTERS OF PINELLAS -PINELLAS P			7	100%	7
RIVER OAKS TREATMENT CENTER			7	100%	7
CVS OH2543POCT CANFIELD		5	2	29%	7
MINUTECLINIC DIAGNOSTIC OF OHIO #3407		6	1	14%	7
YAZJI PEDIATRIC CARE LLC DBA TUKA PEDIATRICS			7	100%	7
ABBAY MANOR RETIREMENT RESIDENCE INC		7			7
MINUTECLINIC DIAG OF IND LLC #8651		6	1	14%	7
MEDEXPRESS URGENT CARE - HOT SPRINGS		7			7
LAKE PEDIATRICS			7	100%	7
DELAWARE DEPARTMENT OF HEATH		6	1	14%	7
LAWTON CHILES HEALTH CENTER		1	6	86%	7
GOLDMAN SACHS HEALTH CENTER	1	6			7
MIAMI BEACH COMMUNITY HEALTH CENTER INC			7	100%	7
WELLSTAR COBB HOSPITAL		6	1	14%	7
DOMINICAN COLLEGE STUDENT HEALTH CENTE		7			7
MINUTE CLINIC DIAGNOSTIC OF PENNSYLVANIA		7			7
EASTERN FLORIDA STATE COLLEGE - PALM BAY CAMPUS□			7	100%	7

COVID-19: testing by laboratory

Data through Mar 30, 2021 verified as of Mar 31, 2021 at 09:25 AM

Data in this report are provisional and subject to change.

The numbers in the table below represent the number of Florida and non-Florida residents for whom test results were received by the Department of Health. A person can be tested by more than one laboratory and can have both positive and negative results. **Therefore, the sum of the numbers in each column will be larger than the total number of people tested.**

Reporting lab	Inconclusive	Negative	Positive	Percent positive	Total
NOVANT HEALTH INPATIENT CARE		2	5	71%	7
CVS NV9841POCT RENO		4	3	43%	7
PANCARE HEALTH - HOSFORD SCHOOL			7	100%	7
NELSON BIOLOGICAL			7	100%	7
QUE		4	3	43%	7
CVS MINUTE CLINIC DIAGNOSTIC OF KANSAS, PA		7			7
GRACE WELLNESS CENTER LLC		6	1	14%	7
MINUTECLINIC DIAGNOSTIC OF GEORGIA, LL		5	2	29%	7
LIZS ADULT CARE		7			7
AVON PARK PEDIATRICS			7	100%	7
FLORIDA DIGESTIVE AND LIVER SPECIALIST		7			7
DOCTORS CLINICAL LABORATORY, INC		5	2	29%	7
MC DIAGNOSTIC OF CONNECTICUT , PC # 3		5	2	29%	7
THRIF-T DRUGS INC		6	1	14%	7
MONROE COUNTY FIRE RESCUE		6	1	14%	7
MINUTE-CLINIC DIAGNOSTIC OF VIRGINIA, LLC #794		6	1	14%	7
MINUTECLINIC MINUTECLINIC #8505		5	2	29%	7
MEDEXPRESS URGENT CARE-PETERS TWP		6	1	14%	7
CVS NC7213POCT MATTHEWS		6	1	14%	7
CITYMD		1	6	86%	7
PENN MEDICINE PRINCETON MEDICAL CENTER		6	1	14%	7
TGH URGENT CARE - WESLEY CHAPEL			7	100%	7
CVS MO8556POCT KANSAS CITY		6	1	14%	7
CVS PHARMACY #8800		5	2	29%	7
KEYSTONE PLACE AT NAPLES PRESERVE		4	3	43%	7
PARTNERS PHARMACY OF FLORIDA LLC		7			7
HARMONIOUS HOME HEALTH, LLC		7			7
Ocoee Health Care Center		7			7
GENOTOX LABORATORIES		5	2	29%	7
GLEN FALLS HOSPITAL DEPARTMENT OF PATHOLOGY		6	1	14%	7
WILDLIGHT LAB			7	100%	7
PALM GARDEN OF SUN CITY			7	100%	7
DR. PHILLIPS MEDICAL WELLNESS CENTER		4	3	43%	7
GENTRY PARK ORLANDO ASSISTED LIVING		6	1	14%	7
ORLANDO FAMILY PHYSICIANS INC		3	4	57%	7
ECLRS		2	5	71%	7
IRL MARKET LAB			7	100%	7
ACM MEDICAL LABORATORY ALLIANCE		5	2	29%	7
HEARTLAND PEDIATRICS OF LAKE PLACID			7	100%	7
Rutgers Health Rwj University Hospital - Laboratory		4	3	43%	7
SARAH LAWRENCE COLLEGE HEALTH SERVICES		7			7
BALTIMORE CITY HEALTH DEPT COMMUNICABLE DISEASES AND EPIDEMIOLOGY			7	100%	7
NORTHDALE REHABILITATION CENTER			7	100%	7
LONG ISLAND JEWISH FOREST HILLS HOSPITAL		7			7
SCHOOL OF PHARMACY AND PHARMACEUTICAL		7			7
TRUE HEALTH DIAGNOSTICS		1	6	86%	7
CVS OH3458POCT BEAVERCREEK		7			7

COVID-19: testing by laboratory

Data through Mar 30, 2021 verified as of Mar 31, 2021 at 09:25 AM

Data in this report are provisional and subject to change.

The numbers in the table below represent the number of Florida and non-Florida residents for whom test results were received by the Department of Health. A person can be tested by more than one laboratory and can have both positive and negative results. **Therefore, the sum of the numbers in each column will be larger than the total number of people tested.**

Reporting lab	Inconclusive	Negative	Positive	Percent positive	Total
MEDEXPRESS URGENT CARE - STATE COLLEGE		5	2	29%	7
COMMUNITY MEDICAL AND DENTAL CARE INC		7			7
MINUTE CLINIC, LLC #4650		6	1	14%	7
COMPASSION PEDIATRICS		3	4	57%	7
CVS MINUTE CLINIC DIAG OF IND LLC #5206		6	1	14%	7
MINUTE CLINIC DIAGNOSTIC OF VIRGINIA, LLC #1905		7			7
HEALTH CARE LABORATORY SERVICES		1	6	86%	7
CVS CA9715POCT THOUSAND OAKS		7			7
CVS NY549POCT RIDGEWOOD		4	3	43%	7
KENDALL REGIONAL MEDICAL CNTR			7	100%	7
GULF COAST PEDIATRICS OF SARASOTA PA		1	6	86%	7
CVS CT1109POCT BETHEL		7			7
Lenox on the Lake			7	100%	7
JUPITER ISLAND PUBLIC SAFETY		5	2	29%	7
KIDS CARE PEDIATRICS PA			7	100%	7
CVS GA2108POCT NORCROSS		4	3	43%	7
DOTHAN WEST FAMILY MEDICINE		5	2	29%	7
PERSONAL PHYSICIAN CARE PA			7	100%	7
Baptist Village Retirement Communities		7			7
Florida Clinical Laboratory		1	6	86%	7
CARENOW URGENT CARE-SOUTHLAKE			7	100%	7
FAMILY MEDICINE MEDICAL DRIVE		7			7
UNIVERSITY OF WASHINGTON MEDICAL CENTER			7	100%	7
CVS OH3301POCT WOODMERE		7			7
BOCA BIOLISTICS LLC			7	100%	7
NEMOURS CHILDREN'S HOSPITAL			7	100%	7
MERCY HEALTH—MUSKEGON		6	1	14%	7
CLAY PRIMARY & FAMILY CARE LLC			7	100%	7
CVS TN2179POCT MURFREESBORO		6	1	14%	7
GALLUP INDIAN MEDICAL CENTER		7			7
MINUTECLINIC DIAG OF IND LLC #6998		6	1	14%	7
MEDEXPRESS URGENT CARE, JOHNSTOWN		6	1	14%	7
LEE COUNTY HEALTH DEPARTMENT		4	3	43%	7
LYNMOORE,THE		7			7
FLORIDA CANCER SPECIALISTS & RESEARCH INSTITUTE		6	1	14%	7
KANSAS DEPARTMENT OF HEALTH		2	5	71%	7
MANATEE PEDIATRICS			7	100%	7
CVS GA2147POCT KENNESAW		5	2	29%	7
NORTHERN DUTCHESS HOSPITAL LABORATORY		5	2	29%	7
MINUTECLINIC DIAGNOSTIC OF NORTH CAROLINA PC #7054		5	2	29%	7
CRESTWOOD MEDICAL CENTER		5	2	29%	7
BRADENTON PHYSICIANS MEDICAL CENTER			7	100%	7
CLINICAL CARE ASSOCIATES			6	100%	6
CVS TN7289POCT SIGNAL MOUNTAIN		6			6
TERRACINA LLC		1	5	83%	6
ELITE MD GROUP INC		2	4	67%	6
CVS PA2582POCT SPRINGFIELD		4	2	33%	6

COVID-19: testing by laboratory

Data through Mar 30, 2021 verified as of Mar 31, 2021 at 09:25 AM

Data in this report are provisional and subject to change.

The numbers in the table below represent the number of Florida and non-Florida residents for whom test results were received by the Department of Health. A person can be tested by more than one laboratory and can have both positive and negative results. **Therefore, the sum of the numbers in each column will be larger than the total number of people tested.**

Reporting lab	Inconclusive	Negative	Positive	Percent positive	Total
MEDEXPRESS URGENT CARE - PRINCETON		5	1	17%	6
CVS NC7057POCT SHELBY		5	1	17%	6
CVS PA813POCT RICHBORO		6			6
IAN C BOYKIN MD		4	2	33%	6
CENTRAL FLORIDA PRIMARY CARE			6	100%	6
CARESOUTH HHA HOLDINGS OF THE BAY AREA LLC□		6			6
MEDEXPRESS URGENT CARE PORT HURON		5	1	17%	6
MEDEXPRESS URGENT CARE - RICHMOND, NINE MILE RD		5	1	17%	6
HOLLY HILL HOME INFUSION SERVICE		5	1	17%	6
MINUTECLINIC LLC #5041		2	4	67%	6
MEDEXPRESS URGENT CARE - HOLLINS		6			6
PRESBYTERIAN HOME		6			6
ENTRUST IMMEDIATE CARE			6	100%	6
VIERA PEDIATRICS		1	5	83%	6
TIMBER CREEK PEDIATRICS		6			6
FHPG_EXP CARE PALM HARBOR			6	100%	6
ATLANTIC COMMUNITY HIGH SCHOOL		5	1	17%	6
GUIDANCE / CARE CENTER, INC		6			6
FAMILY CARE MEDICAL CENTER			6	100%	6
PROGRESS PHARMACY INC		1	5	83%	6
BAYCARE ALLIANT HOSPITAL			6	100%	6
LOUISIANA DEPT OF HEALTH			6	100%	6
LUMADOC HEALTH		4	2	33%	6
CAMELLIA AT DEERWOOD		2	4	67%	6
COMPASSION PEDIATRIC URGENT CARE LLC		2	4	67%	6
LRHS Southeastern University		4	2	33%	6
CVS SC7334POCT LEXINGTON		5	1	17%	6
CENTREX CLINICAL LABS INC		6			6
CVS PA4077POCT BELLE VERNON		6			6
OCALA REGIONAL KIDNEY CENTER EAST		2	4	67%	6
MEDEXPRESS URGENT CARE - HUNTINGTON WE		6			6
COVID RAPID LABS		1	5	83%	6
CVS SC2736POCT MURRELLS INLET		5	1	17%	6
FRESENIUS KIDNEY CARE DUNEDIN			6	100%	6
NEUROSCIENCE AND SPINE ASSOCIATES, PL		5	1	17%	6
BROWARD COUNTY HEALTH DEPT.			6	100%	6
FLEET LANDING			6	100%	6
UT SOUTHWESTERN MEDICAL CENTER			6	100%	6
ADVENTHEALTH CELEBRATION EMPLOYEE CLINIC		6			6
CVS IN6654POCT INDIANAPOLIS		5	1	17%	6
CONCENTRA			6	100%	6
CAPITAL HEALTH PLAN LABORATORIES			6	100%	6
FIRST PHYSICIANS GROUP - LORRAINE CORNERS		6			6
PLEASANTVILLE OF SEBASTIAN LLC□			6	100%	6
RIVER CITY PRIMARY AND URGENT CARE			6	100%	6
PALM HARBOR DERMATOLOGY		4	2	33%	6
BROWARD TRANSITIONAL CENTER			6	100%	6

COVID-19: testing by laboratory

Data through Mar 30, 2021 verified as of Mar 31, 2021 at 09:25 AM

Data in this report are provisional and subject to change.

The numbers in the table below represent the number of Florida and non-Florida residents for whom test results were received by the Department of Health. A person can be tested by more than one laboratory and can have both positive and negative results. **Therefore, the sum of the numbers in each column will be larger than the total number of people tested.**

Reporting lab	Inconclusive	Negative	Positive	Percent positive	Total
CVS OH3476POCT TIPP CITY		6			6
Advanced Care Center			6	100%	6
LISTENING DOCTOR PLLC, THE		1	5	83%	6
BETTER AT HOME		6			6
DANIEL M LIBBY MD PLLC		6			6
AARK LABORATORY		6			6
ST CHARLES BEND LABORATORY		5	1	17%	6
THE CLINIC PREMISE HEALTH			6	100%	6
HEWLETT URGENT CARE, PLLC		6			6
MD NOW MEDICAL CENTER			6	100%	6
WOMENS CARE FLORIDA LLC		5	1	17%	6
MEDEXPRESS URGENT CARE-PITTSFIELD		6			6
MINUTECLINIC DIAGNOSTICS OF IND LLC		3	3	50%	6
THE PALMS REHABILITATION AND HEALTHCARE CENTER		5	1	17%	6
LEWIS COUNTY MANOR		6			6
FLORIDA DEPARTMENT OF HEALTH SEMINOLE COUNTY		1	5	83%	6
CVS NJ2815POCT E BRUNSWICK		4	2	33%	6
TAMIAMI LAB MILLENIUM			6	100%	6
PANCARE HEALTH - KATE SMITH ELEMENTARY		1	5	83%	6
MINUTECLINIC DIAGNOSTIC OF VIRGINIA, LLC #1656		6			6
MEDEXPRESS URGENT CARE - ELM GROVE		5	1	17%	6
MERCY COLLEGE HEALTH OFFICE		6			6
CHIEFLAND MEDICAL CENTER		1	5	83%	6
NEMOURS CHILDREN'S URGEN CARE			6	100%	6
URGENT TEAM - HUNTSVILLE		5	1	17%	6
JERSEY SHORE MEDICAL CENTER		6			6
FLORIDA MEDICAL SPECIALISTS		2	4	67%	6
BOCA VIPEDIATRICS			6	100%	6
CVS NV2928POCT LAS VEGAS		6			6
GUTHRIE MEDICAL GROUP LABORATORIES		6			6
SOUTHEASTERN DERMATOLOGY GROUP PA		5	1	17%	6
FLORIDA DEPARTMENT OF HEALTH IN MIAMI DADE COUNTY		5	1	17%	6
URGENT CARE HOUSECALLS PA		5	1	17%	6
MINUTE CLINIC DIAG OF IND LLC #8674		6			6
MINUTECLINIC DIAGNOSTIC OF KANSAS PA		6			6
SAINT PETER'S UNIVERSITY HOSPITAL		6			6
CVS IN6713POCT BLOOMINGTON		6			6
FAMILY TREE PRIMARY CARE		5	1	17%	6
CVS MA6505POCT NEWTON		6			6
FLORIDA DEPARTMENT OF HEALTH IN SARASOTA COUNTY		5	1	17%	6
GRACE REHABILITATION CENTER OF VERO BEACH		4	2	33%	6
SLOPESIDE LABS AND TESTING, LLC - THE HIDEOUT AT BUTTERMILK MOUNTAIN		6			6
CVS PA233POCT NEWTOWN SQUARE		6			6
Kroger 673 - The Little Clinic Dallas		5	1	17%	6
CVS NM8918POCT ALBUQUERQUE		6			6
CVS MD2956POCT NEW MARKET		5	1	17%	6
NORTHEAST ALABAMA REGIONAL MEDICAL CENTER		3	3	50%	6

COVID-19: testing by laboratory

Data through Mar 30, 2021 verified as of Mar 31, 2021 at 09:25 AM

Data in this report are provisional and subject to change.

The numbers in the table below represent the number of Florida and non-Florida residents for whom test results were received by the Department of Health. A person can be tested by more than one laboratory and can have both positive and negative results. **Therefore, the sum of the numbers in each column will be larger than the total number of people tested.**

Reporting lab	Inconclusive	Negative	Positive	Percent positive	Total
PREMIER FAMILY HEALTH PA			6	100%	6
PALMETTO HEALTH ALLIANCE		3	3	50%	6
LOS ALAMOS NATIONAL LABORATORY		6			6
CVS OH6123POCT CINCINNATI		4	2	33%	6
SANDGATE GARDENS REHAB & NURSING CENTER		3	3	50%	6
CHILDREN'S HOSPITAL OF PHILADELPHIA		5	1	17%	6
CVS MINUTE CLINIC DIAGNOSTIC OF TEXAS		5	1	17%	6
TULLAHOMA HMA, LLC		5	1	17%	6
PANCARE HEALTH - ALTHA PUBLIC			6	100%	6
LAKEVIEW TERRACE HOME HEALTH SERVICES LLC			6	100%	6
MINUTECLINIC DIANOSTIC OF VIRGINA, LL		5	1	17%	6
ASCENSION ST VINCENT'S CLAY COUNTY			6	100%	6
BROOKDALE CLERMONT			6	100%	6
WAKEMED		1	5	83%	6
EXPICARE NURSING AGENCY, INC		5	1	17%	6
BNR PHARMACY INC		6			6
CURATIVE CARE CENTER INC		1	5	83%	6
ANTHONY-BROWN PHARMACY		6			6
FLORIDA WOMAN CARE LABORATORY			6	100%	6
BETHESDA COMMUNITY HEALTH CENTER			6	100%	6
CVS GA2236POCT WOODSTOCK		6			6
MEDEXPRESS URGENT CARE-HERSHEY		5	1	17%	6
PHYSICIANS URGENT CARE BERRY FARMS		4	2	33%	6
WG WINDSOR WOODS SH LLC		6			6
MEDEXPRESS URGENT CARE - BLUEFIELD		5	1	17%	6
ALBANY MEDICAL CENTER		5	1	17%	6
MOULTRIE CREEK NURSING AND REHAB			6	100%	6
FIRST COAST CARDIOVASCULAR INSTITUTE PA			6	100%	6
ALL CHILDREN'S HOSPITAL DEPT OF GENERAL PEDIATRICS			6	100%	6
PATHGROUP LABS, LLC		4	2	33%	6
ENCOMPASS HEALTH REHABILITATION		5	1	17%	6
NASSAU UNIVERSITY MEDICAL CENTER DEPT		5	1	17%	6
CVS TN4624POCT KNOXVILLE		5	1	17%	6
DEPARTMENT OF HEALTH AND HUMAN SERVICES STATE OF NEW HAMPSHIRE			6	100%	6
MEDEXPRESS URGENT CARE - MT LEBANON		4	2	33%	6
Centrastate Medical Center		5	1	17%	6
TEXAS MEDCLINIC			6	100%	6
BAYSHORE POINTE NURSING AND REHAB CENTER			6	100%	6
PROHEALTH MED		1	5	83%	6
URGENT TEAM - MUSCLE SHOALS		6			6
UT MEMPHIS UNIVERSITY HEALTH SERVICES			6	100%	6
MINUTECLINIC DIAGNOSTIC OF OHIO #4401		6			6
WELLSTAR NORTH FULTON HOSPITAL LABORAT		6			6
XPRESS URGENT CARE LLC		6			6
MINUTECLINIC DIAGNOSTIC OF TN PC #442		4	2	33%	6
PR HEALTH		1	5	83%	6
INTERNAL MEDICINE LIPID AND WELNNESS PRACTICE			6	100%	6

COVID-19: testing by laboratory

Data through Mar 30, 2021 verified as of Mar 31, 2021 at 09:25 AM

Data in this report are provisional and subject to change.

The numbers in the table below represent the number of Florida and non-Florida residents for whom test results were received by the Department of Health. A person can be tested by more than one laboratory and can have both positive and negative results. **Therefore, the sum of the numbers in each column will be larger than the total number of people tested.**

Reporting lab	Inconclusive	Negative	Positive	Percent positive	Total
GAINESVILLE PEDIATRIC ASSOCIATES		1	5	83%	6
HUNTERS CREEK PEDIATRICS		6			6
NORTH FLORIDA PEDIATRICS JASPER			6	100%	6
CAREWELL 301 - WARWICK			6	100%	6
CVS CA9721POCT ARCADIA		6			6
AMERICAN HEALTH ASSOC. LABORATORY SOUTH		4	2	33%	6
MAXCARE CLINIC			6	100%	6
ARLINGTON OF NAPLES INC, THE		6			6
QUICK CARE MED WALK IN AND URGENT CARE			6	100%	6
CVS TX1104POCT ALLEN		6			6
CVS MI8049POCT WATERFORD		5	1	17%	6
TERENCE B MITCHELL MD, INC		2	4	67%	6
THE WINDSOR OF OCALA		2	4	67%	6
CITIZENS BAPTIST MEDICAL CENTERS LAB		5	1	17%	6
CVS GA7064POCT STOCKBRIDGE		6			6
MINUTECLINIC MINUTECLINIC #921		6			6
NU WAVE MEDICAL CENTER			6	100%	6
IVY ROSEN MD PLLC		6			6
CALIFORNIA DEPARTMENT OF PUBLIC HEALTH		1	5	83%	6
CVS GA3766POCT DACULA		4	2	33%	6
ST JOSEPHS HOSP OF ATLANTA/CLINIC LAB		5	1	17%	6
PHYSICIANS FOR CHILDREN			6	100%	6
AMERICAN EAGLE LEESBURG AL LLC DBA VISTA LAKE			6	100%	6
PUBLIC HEALTH LAB		6			6
MINUTECLINIC DIAGNOSTIC OF KENTUCKY		6			6
MEDICAL CENTER AT OCEAN REEF		1	5	83%	6
WALGREENS_COCONUT CREEK		5	1	17%	6
WEST DADE PEDIATRICS			6	100%	6
MIAMI RESCUE MISSION CLINIC INC			6	100%	6
CVS PA1296POCT DREXEL HILL		4	2	33%	6
MINUTE CLINIC DIAGNOSTIC OF NORTH CAROLINA		6			6
MARSHALL MEDICAL CENTER SOUTH LAB		5	1	17%	6
CVS RI1717POCT 1 CVS DR			6	100%	6
BOONE DRUG & HEALTHCARE AT DEERFIELD			6	100%	6
CVS NATIONAL HARBOR MD2297714CV		6			6
BETH ISRAEL DEACONESS MEDICAL CENTER			6	100%	6
MINUTECLINIC DIAGNOSTIC OF SC, LLC #7		4	2	33%	6
ALL4KIDZ PEDIATRICS LLC		3	3	50%	6
ENIGMA DIAGNOSTIC, INC.			6	100%	6
MINUTECLINIC DIAGNOSTIC OF VIRGINIA, LLC #255		6			6
CVS KY4779POCT LOUISVILLE		4	2	33%	6
CVS NC6402POCT DAVIDSON		4	2	33%	6
DIXIE COUNTY EMERGENCY SERVICES			6	100%	6
MEDEXPRESS URGENT CARE-MUNCIE		6			6
Northwell Lab		2	4	67%	6
ARLINGTON OF NAPLES		6			6
PROVIDENCE LABORATORY SERVICES		6			6

COVID-19: testing by laboratory

Data through Mar 30, 2021 verified as of Mar 31, 2021 at 09:25 AM

Data in this report are provisional and subject to change.

The numbers in the table below represent the number of Florida and non-Florida residents for whom test results were received by the Department of Health. A person can be tested by more than one laboratory and can have both positive and negative results. **Therefore, the sum of the numbers in each column will be larger than the total number of people tested.**

Reporting lab	Inconclusive	Negative	Positive	Percent positive	Total
CAPE CORAL URGENT CARE		3	3	50%	6
CVS MD4371POCT OCEAN CITY		6			6
GENTLE MEDICINE ASSOCIATES / DR. REGINE BATAILLE		6			6
ALLEGRO FLEMING ISLAND		1	5	83%	6
MINUTE CLINIC DIAGNOSTIC MED GRP		5	1	17%	6
WIREGRASS MEDICAL CENTER			6	100%	6
MEDEXPRESS URGENT CARE - YORK		3	3	50%	6
DEPT OF VA MEDICAL CENTER - RICHMOND		5	1	17%	6
GENESIS FAMILY PRACTICE		3	3	50%	6
TRANSPLANT GENOMICS INC (EUROFINS)		6			6
FLORIDA PREMIER MEDICAL CARE PA			6	100%	6
CDRX INFUSION			6	100%	6
SV DIAGNOSTIC LAB			6	100%	6
PENN NURSING CENTER		6			6
CVS IL8747POCT CHICAGO		6			6
UNILAB OF DADE INC			6	100%	6
UNILAB		2	4	67%	6
MEDEXPRESS URGENT CARE - IRVING		6			6
CVS PA5241POCT CHALFONT		6			6
SOUTH FLORIDA FAMILY HEALTH & RESEARCH CTR			5	100%	5
ADVENTHEALTH CAR CENTER APOPKA			5	100%	5
CELEBRATION PEDIATRICS PA			5	100%	5
Lake Mary Health and Rehabilitation Center		1	4	80%	5
VILLAGES HEALTH, THE		4	1	20%	5
CELERION			5	100%	5
LAKEVIEW HEALTHCARE SYSTEM LLC			5	100%	5
JOHN T MACKAY MD			5	100%	5
URGENT TEAM - NASHVILLE		5			5
PINECREST PEDIATRICS GROUP LLC			5	100%	5
MINUTECLINIC, LLC #09202		4	1	20%	5
BAYCARE MEDICAL GROUP, INC		5			5
XRL SXF REF LAB		5			5
SAFETY HARBOR SENIOR LIVING			5	100%	5
INDIAN RIVER PRIMARY CARE PA		5			5
SOUTH BEND MEDICAL FOUNDATION			5	100%	5
PRL NYC PANDEMIC RESPONSE LAB			5	100%	5
COPELAND MEDICAL CLINIC		3	2	40%	5
FAMILY TREE DNA			5	100%	5
STATEN ISLAND CHAI CARE		5			5
BIOREFERENCE LABORATORIES			5	100%	5
JOINT AMBULATORY CARE CENTER		5			5
LAFAYETTE NURSING AND REHAB			5	100%	5
OCHSNER MEDICAL CENTER			5	100%	5
LAKE COUNTY DETENTION CENTER		3	2	40%	5
MINUTECLINIC LLC #4449		4	1	20%	5
SONATA VERO BEACH		5			5
PEDIATRICS OF CENTRAL FLORIDA - POINCIANA		3	2	40%	5

COVID-19: testing by laboratory

Data through Mar 30, 2021 verified as of Mar 31, 2021 at 09:25 AM

Data in this report are provisional and subject to change.

The numbers in the table below represent the number of Florida and non-Florida residents for whom test results were received by the Department of Health. A person can be tested by more than one laboratory and can have both positive and negative results. **Therefore, the sum of the numbers in each column will be larger than the total number of people tested.**

Reporting lab	Inconclusive	Negative	Positive	Percent positive	Total
DAVENPORT PEDIATRICS PA		1	4	80%	5
FLORIDA PRIMARY CARE AND SPORTS MEDICINE INC		2	3	60%	5
DICKSON MEDICAL ASSOCIATES PC PATH LAB		4	1	20%	5
SANTOS REHABILITATION CENTER INC			5	100%	5
CVS OH3080POCT HUBER HEIGHTS		5			5
LEHIGH REGIONAL MEDICAL CENTER LABORATORY		3	2	40%	5
TANNER MEDICAL CENTER EAST AL		5			5
CVS SC5479POCT INDIAN LAND		5			5
Robert Wood Johnson University Hospital		4	1	20%	5
DIAMOND SPEEDWAY DIALYSIS		1	4	80%	5
BAPTIST HEALTH - TOWN CENTER			5	100%	5
CVS TX5877POCT PEARLAND		5			5
CLINICAL CARE INC			5	100%	5
MANATEE COUNTY JAIL		4	1	20%	5
MEDEXPRESS URGENT CARE - FREDERICK		5			5
CVS TN7698POCT KNOXVILLE		5			5
MOUNT SINAI BROOKLYN LABORATORY		4	1	20%	5
RUSH UNIVERSITY MEDICAL CENTER LABORATORY			5	100%	5
PARADIGM LABORATORIES			5	100%	5
CENTRAL JERSEY URGENT CARE		5			5
FRANCES WARDE MEDICAL LABORATORY		2	3	60%	5
CVS MA1852POCT MEDWAY		5			5
HILLSBOROUGH COUNTY HEALTH DEPARTMENT			5	100%	5
MINUTECLINIC 7196		4	1	20%	5
SHEEPSHEAD BAY URGENT CARE		5			5
COVID TESTING LLC			5	100%	5
BEECHTREE MOLECULAR LAB LLC			5	100%	5
SCOTTS PHARMACY		5			5
ELITE CARE			5	100%	5
PATIENT FIRST - LEESBURG			5	100%	5
MASSASHUSETTS STATE LAB INSTITUTE		2	3	60%	5
MINUTECLINIC DIAGNOSTIC OF OHIO #6147		4	1	20%	5
MEDEXPRESS URGENT CARE FOX CHAPEL		5			5
FLORIDA DEPARTMENT OF HEALTH - INVERNESS		3	2	40%	5
CVS NV408817POCT LAS VEGAS		1	4	80%	5
CVS ME329POCT PORTLAND		5			5
MERCY URGENT CARE			5	100%	5
MINUTECLINIC DIAG OF IND, LLC #8645		5			5
RIVERVIEW ALF OPERATOR LLC			5	100%	5
FLORIDA CLINICAL LABORATORY - BIOREFERENCE LABORATORIES		2	3	60%	5
Kennedy University Hospital		5			5
LABS PLUS LLC		5			5
MD ANDERSON CANCER CENTER DI BAY AREA			5	100%	5
TRUSTBRIDGE			5	100%	5
PRECISION DIAGNOSTICS INC - NJ		5			5
PALATKA VA CBOC		4	1	20%	5
LIFEPLUS HEALTHCARE GROUP INC		5			5

COVID-19: testing by laboratory

Data through Mar 30, 2021 verified as of Mar 31, 2021 at 09:25 AM

Data in this report are provisional and subject to change.

The numbers in the table below represent the number of Florida and non-Florida residents for whom test results were received by the Department of Health. A person can be tested by more than one laboratory and can have both positive and negative results. **Therefore, the sum of the numbers in each column will be larger than the total number of people tested.**

Reporting lab	Inconclusive	Negative	Positive	Percent positive	Total
MEDEXPRESS URGENT CARE - WILLIAMSPORT		4	1	20%	5
SUNSHINE STATE DIALYSIS			5	100%	5
HERNANDO PASCO HOSPICE INC		4	1	20%	5
WESTMINSTER SHORES			5	100%	5
RELIANT IMMUNE DIAGNOSTICS			5	100%	5
ADVANCED PEDIATRICS OF BOCA LLC			5	100%	5
OURMED		4	1	20%	5
PRECISION LABS LLC		2	3	60%	5
ARKANSAS DEPARTMENT OF HEALTH			5	100%	5
CARL R DARNALL ARMY MEDICAL CENTER			5	100%	5
Oakwood - North Baldwins Center for Living		5			5
FHPG FAMILY MEDICAL CENTER OF TAMPA BAY		1	4	80%	5
MEDEXPRESS URGENT CARE - MOUNTAIN HOME		4	1	20%	5
CLEVELAND CLINIC MARTIN HEALTH NURSING & RESTORATIVE		5			5
EASTCHESTER PEDIATRIC MEDICAL GROUP		5			5
PAUL GRECO MD CONCIERGE MEDICAL SERVICES PL		5			5
PUTNAM HOSPITAL CENTER LABORATORY		5			5
BROOKDALE NEW PORT RICHEY			5	100%	5
SJH			5	100%	5
GULF COAST VETERANS HCS PANAMA CITY OPC		5			5
PEDIATRIC URGENT HEALTH CARE			5	100%	5
DOCS URGENT CARE		1	4	80%	5
SCIENCE CARE			5	100%	5
ORLANDO HEALTH PHYSICIAN GROUP			5	100%	5
KEYSTONE REHABILITATION AND HEALTH CENTER		1	4	80%	5
QUINTON MEMORIAL HEALTH CARE CENTER		5			5
MCR HEALTH LAWTON CHILES ADMINISTRATION STE A		1	4	80%	5
CVS HEALTH, #1994		4	1	20%	5
BIOTECH CLINICAL LABORATORY			5	100%	5
EGL GENETICS DIAGNOSTICS			5	100%	5
KETTERING HEALTH			5	100%	5
CVS NC2313POCT RALEIGH		4	1	20%	5
AHF PUBLIC HEALTH LABORATORY			5	100%	5
BLUETAIL MEDICAL GROUP, LLC		4	1	20%	5
LIVING WATERS MEDICAL CENTER			5	100%	5
INFECTION CONTROL/ EMPHEALTH		3	2	40%	5
COOPER HOSPITAL/UNIVERSITY MEDICAL		5			5
URGENT CARE OF ERWIN		5			5
CVS TX7821POCT LEAGUE CITY		5			5
CVS NC3853POCT BURLINGTON		4	1	20%	5
MINNESOTA DEPARTMENT OF HEALTH PUBLIC HEALTH LABORATORY DIVISION	1		4	80%	5
NORTH SHORE HEMATOLOGY-ONCOLOGY ASSOCIATES, PC		5			5
CVS OH10893POCT PARMA		2	3	60%	5
ENT AND ALLERGY ASSOCIATES OF FLORIDA, LLC			5	100%	5
ABSOLUTE HEALTH		5			5
CVS MA2172POCT NORTH GRAFTON		5			5
EAST BANK HOSPITAL - UNIVERSITY OF MINNESOTA MEDICAL CENTER			5	100%	5

COVID-19: testing by laboratory

Data through Mar 30, 2021 verified as of Mar 31, 2021 at 09:25 AM

Data in this report are provisional and subject to change.

The numbers in the table below represent the number of Florida and non-Florida residents for whom test results were received by the Department of Health. A person can be tested by more than one laboratory and can have both positive and negative results. **Therefore, the sum of the numbers in each column will be larger than the total number of people tested.**

Reporting lab	Inconclusive	Negative	Positive	Percent positive	Total
OPTUMCARE FLORIDA, LLC		3	2	40%	5
HENDRY REGIONAL CONVENIENT CARE CENTER			5	100%	5
HENDRY/GLADES COUNTY HEALTH DEPARTMENT		4	1	20%	5
FORSYTH HOUSE			5	100%	5
PRINCIPLE HOSPICE SERVICE, LLC			5	100%	5
OHIO DEPARTMENT OF HEALTH			5	100%	5
ELDER ALTERNATIVES INC		3	2	40%	5
SIGNATURE URGENT CARE			5	100%	5
REDMED OF CROSSTOWN		2	3	60%	5
Kroger 449 - The Little Clinic Mountain Park		4	1	20%	5
NOVANT HEALTH UVA		2	3	60%	5
MINUTECLINIC, LLC #7139		5			5
LAKE NONA PEDIATRICS IN ASSOCIATION WITH NEMOURS		5			5
URGENT MED INC		3	2	40%	5
COMPUNET CLINICAL LAB			5	100%	5
ADVANCED URGENT CARE OF MARATHON		1	4	80%	5
GREENVILLE MEMORIAL HOSPITAL LAB			5	100%	5
ATLANTIC SURGERY CENTER OF JACKSONVILLE BEACH		5			5
LABCORP UNSPECIFIED		5			5
HELIX KH UC			5	100%	5
QUEST DIAGNOSTICS PSC		1	4	80%	5
UNIVERSITY OF CHICAGO MEDICAL CENTER LAB			5	100%	5
MINUTECLINIC DIAG OF IND LLC #6840		5			5
PEDIATRICS OF ALTAMONTE		5			5
HAWTHORNE HEALTH AND REHABILITATION			5	100%	5
ARC POINT LABS OF AUSTIN NORTH			5	100%	5
CVS NC7051POCT WAKE FOREST		5			5
COMMONS AT ORLANDO LUTHERAN TOWERS SNF			5	100%	5
Walker BaptistMedCtr		4	1	20%	5
MY WELLNESS EXPRESS			5	100%	5
MINUTECLINIC, LLC #1431		4	1	20%	5
SUTTER TRACY COMMUNITY HOSPITAL			5	100%	5
FRESENIUS MEDICAL CARE			5	100%	5
UPMC HEALTH SYSTEM		4	1	20%	5
AHC Decatur County		5			5
DEPARTMENT OF HEALTH AND HUMAN SERVICES LANSING			5	100%	5
Enterprise Health and Rehabilitation Center		5			5
STEUBEN COUNTY PUBLIC HEALTH		5			5
OMNICARE PHARMACY OFTEXAS 1, LP DBA OMNICARE		5			5
PM PEDIATRICS OF SELDEN		3	2	40%	5
CHAMPLAIN VALLEY PHYSICIANS HOSPITAL		3	2	40%	5
INDIANA STATE DEPARTMENT OF HEALTH LABORATORIES			5	100%	5
MEDICAL CENTER OF BLOUNTSTOWN			5	100%	5
CAREHERE LCS- EUSTIS			5	100%	5
SEACOAST PATHOLOGY PROFESSIONAL ASSOC		5			5
PIEDMONT HOSPITAL LAB			5	100%	5
BEACH HOUSE		5			5

COVID-19: testing by laboratory

Data through Mar 30, 2021 verified as of Mar 31, 2021 at 09:25 AM

Data in this report are provisional and subject to change.

The numbers in the table below represent the number of Florida and non-Florida residents for whom test results were received by the Department of Health. A person can be tested by more than one laboratory and can have both positive and negative results. **Therefore, the sum of the numbers in each column will be larger than the total number of people tested.**

Reporting lab	Inconclusive	Negative	Positive	Percent positive	Total
THE CLINIC OF PEDIATRICS & GI MEDICINE, INC			5	100%	5
WATERTOWN URGENT CARE PLLC		5			5
MCKENZIE-WILLAMETTE MEDICAL CENTER LAB		5			5
NORTHSIDE GWINNETT HOSPITAL		4	1	20%	5
ADVICE FOR OPTIMAL WELLNESS		2	3	60%	5
Life Care Center of Estero			5	100%	5
MINUTE CLINIC LLC #0169		4	1	20%	5
WILSON PEDIATRICS			5	100%	5
MINUTE CLINIC DIAGNOSTIC OF VIRGINIA, LLC #7543		5			5
NORTHPORT MEDICAL CENTER LAB		5			5
NHC HealthCare Anniston		5			5
NORTHWOOD UNIVERSITY-BENNETT SPORTS CENTER		5			5
CVS OH2518POCT COLUMBUS		4	1	20%	5
FINLAY		1	4	80%	5
AMERICAN MEDICAL RESPONSE - DENVER		2	3	60%	5
UF HEALTH PATHOLOGY LABORATORIES			5	100%	5
UCF STUDENT HEALTH SERVICES LABORATORY		2	3	60%	5
NORTHERN MICHIGAN UNIVERSITY ATHLETICS		5			5
MARINA ISLE ASSISTED LIVING		5			5
MINUTECLINIC # 21110		3	2	40%	5
RIO PINAR HEALTH CARE			5	100%	5
MEDEXPRESS URGENT CARE - BECKLEY CROSS		4	1	20%	5
OHSU MOLECULAR MICROBIOLOGY LAB		4	1	20%	5
ST BARNABAS HOSPITAL		5			5
CITY OF WEST PALM BEACH EMPLOYEE & FAMILY HEALTH		5			5
ADVENTHEALTH MEDICALGROUP PEDIATRICS AT ORLANDO		5			5
NIBHA MEDIRATTA MD PL			5	100%	5
JOE DIMAGGIO CHILDREN'S HOSPITAL		1	4	80%	5
FIFTH AVENUE PEDIATRICS		3	2	40%	5
DISCOVERY VILLAGE AT STUART		2	3	60%	5
JUPITER ISLAND MEDICAL CLINIC INC		5			5
QUATRACOR PLLC		5			5
JOSEF SCHENKER, MD, PC		5			5
MINUTECLINIC DIAGNOSTIC OF SC, LLC #4		5			5
LEVY COUNTY SHERRIF'S DEPT			5	100%	5
UW MEDICINE VIROLOGY LAB			5	100%	5
NOVADX		2	3	60%	5
MORGAN STANLEY HEALTH CENTER		5			5
ST JOHNS BIOMEDICAL LAB		5			5
MID - FLORIDA PATHOLOGY LLC		1	4	80%	5
MINUTECLINIC DIAGNOSTIC OF PENNSYLVANIA, LLD #1545		5			5
MIAMI CANCER INSTITUTE			5	100%	5
MINUTECLINIC, LLC #1452		5			5
Kroger 099 - The Little Clinic Fort Collins		5			5
MD NOW MEDICAL CENTER INC			5	100%	5
MEDEXPRESS URGENT CARE- COLUMBIA HEIGH		5			5
CVS MA957POCT WEST SPRINGFIELD		5			5

COVID-19: testing by laboratory

Data through Mar 30, 2021 verified as of Mar 31, 2021 at 09:25 AM

Data in this report are provisional and subject to change.

The numbers in the table below represent the number of Florida and non-Florida residents for whom test results were received by the Department of Health. A person can be tested by more than one laboratory and can have both positive and negative results. **Therefore, the sum of the numbers in each column will be larger than the total number of people tested.**

Reporting lab	Inconclusive	Negative	Positive	Percent positive	Total
FOUNDCARE, INC			5	100%	5
Hiawatha Care Center		5			5
CVS AZ10150POCT PHOENIX		4	1	20%	5
TALLAHASSEE MEMORIAL HEALTHCARE			5	100%	5
OCCMED SOLUTIONS		2	3	60%	5
RHEA MEDICAL CENTER		5			5
VEIL VALLEY MEDICAL CENTER			5	100%	5
DIAGNOSTECHS		4	1	20%	5
COMPREHENSIVE CLINICAL RESEARCH, LLC			5	100%	5
MINUTECLINIC DIAG OF IND, LLC #6910		5			5
RURAL HEALTH CARE INC			5	100%	5
QUALITY MEDICAL CARE			5	100%	5
UNIVERISTY OF MEMPHIS ATHLETIC TRAINI		5			5
WOODHULL MEDICAL AND MENTAL HEALTH CTR		5			5
VISTACARE PHARMACY I		5			5
ALPHADERA LABS, LLC			5	100%	5
CYPRESS CREEK MEDICAL CENTER			5	100%	5
FLORIDA HEALTHCARE OF ORLANDO			5	100%	5
MINUTE-CLINIC DIAGNOSTIC OF VIRGINIA,		5			5
CVS GA2841POCT LAWRENCEVILLE		5			5
SOUTHERN OCEAN MEDICAL CENTER		5			5
MEDEXPRESS URGENT CARE MURRYSVILLE		3	2	40%	5
CVS SC1540POCT MYRTLE BEACH		4	1	20%	5
THONOTOSASSA COMMUNITY HEALTH CENTER		1	4	80%	5
MEDEXPRESS URGENT CARE - MBURG COMMONS		5			5
MIAMI MEDICAL CONSULTANT PA			5	100%	5
MIZELL MEMORIAL HOSPITAL			5	100%	5
THE LITTLE CLINIC			5	100%	5
MEDEXPRESS - COLLINSVILLE BELT LINE		3	2	40%	5
CARENOW URGENT CARE - CENTRAL AUSTIN		1	4	80%	5
FRESENIUS KIDNEY CARE SOUTH ORLANDO			5	100%	5
FLAGLER HEALTH SERVICES INC			5	100%	5
MINUTE CLINIC, LLC #1434		5			5
TREEHOUSE PEDIATRICS		4	1	20%	5
INTERNAL MEDICINE & PRIMARY CARE ASSOCIATES, PLC			5	100%	5
CVS SC5550POCT CLOVER		4	1	20%	5
EAST SIDE CLINICAL LABORATORY		4	1	20%	5
FLORIDA PRIMARY & SPECIALTY CARE		5			5
FLORIDA HOSPITAL LAKE MARY		5			5
BAYSHORE LABORATORY		4	1	20%	5
MEDEXPRESS URGENT CARE - WEIRTON		5			5
CVS IL8751POCT CHICAGO		5			5
ALLIANCE FOR MULTISPECIALTY RESEARCH		5			5
REHABILITATION CENTER AT JUPITER GARDENS		5			5
TESTD			5	100%	5
EAST CENTRAL FLORIDA OUT PATIENT IMAGING			5	100%	5
MEDEXPRESS URGENT CARE - LOGAN		5			5

COVID-19: testing by laboratory

Data through Mar 30, 2021 verified as of Mar 31, 2021 at 09:25 AM

Data in this report are provisional and subject to change.

The numbers in the table below represent the number of Florida and non-Florida residents for whom test results were received by the Department of Health. A person can be tested by more than one laboratory and can have both positive and negative results. **Therefore, the sum of the numbers in each column will be larger than the total number of people tested.**

Reporting lab	Inconclusive	Negative	Positive	Percent positive	Total
NORTHEAST GEORGIA MEDICAL CENTER		5			5
THE UNIVERSITY OF VERMONT MEDICAL CENTER		4	1	20%	5
NORTH DADE NURSING AND REHABILITATION CENTER			5	100%	5
THE RETREAT AT PORT ORANGE			5	100%	5
MINUTECLINIC DIAGNOSTIC OF RHODE ISLAN		5			5
CVS TX2263POCT SAN ANTONIO		5			5
MEASE CONTINUING CARE		3	2	40%	5
COLUMBIA MEMORIAL HOSPITAL LABORATORY		5			5
LPG COCONUT POINT - FAMILY/ INTERNAL MEDICINE		5			5
URGENT CARE COASTAL GA			5	100%	5
AEL KNOXVILLE			5	100%	5
PHYSICIANS IMMEDIATE CARE ELGIN			5	100%	5
CUMBERLAND HEIGHTS		5			5
MINUTECLINIC, LLC #07852		4	1	20%	5
ADVENTHEALTH MEDICAL GROUP INTERNAL MEDICINE AT		1	4	80%	5
SEASIDE MANOR			5	100%	5
UNIVERSITY OF MIAMI / SCCC RESEARCH LABORATORY			5	100%	5
MEDEXPRESS URGENT CARE SHADYSIDE		4	1	20%	5
WEST PACIFIC MEDICAL LABORATORY			5	100%	5
AUGUSTA HEALTH			5	100%	5
GENTLE HANDS MOBILE PHLEBOTOMY			5	100%	5
PIEDMONT ATHENS REGIONAL MEDICAL		4	1	20%	5
PM PEDIATRICS OF BAYSIDE PLLC		5			5
MEDICAL UNIVERSITY SC HOSPITAL			5	100%	5
CVS NC2771POCT CLAYTON		4	1	20%	5
BROWNE MEDICAL LLC		3	2	40%	5
JACKSON SOUTH COMMUNITY HOSPITAL LAB			5	100%	5
Army Residence Community		5			5
WHITE WILSON MEDICAL CENTER - FWB		1	4	80%	5
BAPTIST HOSPITAL EMPLOYEE HEALTH OFF			5	100%	5
PELICAN LANDING		1	4	80%	5
INNOVATIVE COVID-DIVERSEY			5	100%	5
BOROPARK URGENT CARE		4	1	20%	5
THE DOCTORS CENTER HEALTHCARE-SOUTHSIDE		1	4	80%	5
CFP PHYSICIANS GROUP			5	100%	5
APOLLO GARDENS RETIREMENT RESIDENCE CARE		5			5
LPG PEDIATRICS AT CAPE CORAL		5			5
GENEVA GENERAL HOSPITAL LABORATORY		3	1	25%	4
MICHIGAN HEALTH CLINIC LABORATORIES		3	1	25%	4
DEPARTMENT OF HEALTH/ NEW YORK			4	100%	4
LUVERNE HEALTH AND REHABILITATION		4			4
MINUTECLINIC DIAGNOSTIC OF OHIO #2964		4			4
GILCHRIST COUNTY HEALTH DEPT			4	100%	4
CORIZON HEALTH INC			4	100%	4
ACCESS RECOVERY SOLUTIONS LLC			4	100%	4
CVS PA1193POCT JENKINTOWN		4			4
MEDEXPRESS URGENT CARE MARTINSBURG		2	2	50%	4

COVID-19: testing by laboratory

Data through Mar 30, 2021 verified as of Mar 31, 2021 at 09:25 AM

Data in this report are provisional and subject to change.

The numbers in the table below represent the number of Florida and non-Florida residents for whom test results were received by the Department of Health. A person can be tested by more than one laboratory and can have both positive and negative results. **Therefore, the sum of the numbers in each column will be larger than the total number of people tested.**

Reporting lab	Inconclusive	Negative	Positive	Percent positive	Total
BLACK STALLION WALK IN AND EXERCISE CLINICS LLC		1	3	75%	4
VITAL CARE URGENT CARE			4	100%	4
MINUTECLINIC DIAGNOSTIC OF WISCONSIN, LLC		4			4
NEXTCARE WYOMING LLC			4	100%	4
LAKE MARY PEDIATRICS			4	100%	4
AIRPORT CLINIC			4	100%	4
Chestnut Park Rehabilitation and Nursing Center		4			4
NEMOURS CHILDREN'S CLINIC			4	100%	4
MINUTECLINIC DIAG OF IND, LLC #6472		4			4
NEULIFE NEUROLOGICAL SERVICES LLC			4	100%	4
MEDEXPRESS URGENT CARE - WAXAHACHIE, N HIGHWAY 77		2	2	50%	4
CVS MN6811POCT PLYMOUTH		4			4
HAVEN CUSTEAD CARE CENTER		1	3	75%	4
MINUTECLINIC DIAGNOSTIC OF MICHIGAN, P		4			4
LB Broen Home		4			4
HCR ManorCare Greentree		4			4
OMNICARE PHARMACY OF TEXAS 1		4			4
LAKE FOREST PARK OP CO LLC		4			4
WOMEN'S CARE FLORIDA, LLC		4			4
Kroger 125 - The Little Clinic Castle Rock		3	1	25%	4
PRIMECARE		2	2	50%	4
CLINICAL ASSOCIATES OF ORLANDO LLC		4			4
BETHPAGE EXTENDED HOURS CENTER		4			4
CVS NJ836POCT RUNNEMEDE		4			4
PARKWAY DRUGS OF ONEIDA COUNTY NORTH I		3	1	25%	4
State Lab Unspecifd			4	100%	4
MINUTECLINIC, LLC, DBA MINUTECLINIC #4		4			4
THE OASIS ALF		4			4
MINUTECLINIC OF NEVADA-2955 S FT APACH		4			4
DERMATOLOGY SPECIALISTS OF FL - DR. JON WARD			4	100%	4
CAREWELL 202			4	100%	4
ASCENDI HOME HEALTH AGENCY INC			4	100%	4
SunTerrace Health Care Center		3	1	25%	4
DEPARTMENT OF PATHOLOGY ROME MEMORIAL		3	1	25%	4
CVS MA1095POCT AMHERST		4			4
ENCOMPASS HOME HEALTH		4			4
MEDEXPRESS URGENT CARE, LANCASTER WEST		2	2	50%	4
DYNACARE LABORATORIES			4	100%	4
SANFORD SOUTH UNIVERSITY		4			4
MEADOWS AT CYPRESS GARDENS, THE		3	1	25%	4
FISHERMEN'S HOSPITAL			4	100%	4
GRADY MEMORIAL HOSPITAL/MICRO			4	100%	4
CVS MA447POCT NORTHAMPTON		2	2	50%	4
AFTER HOURS PEDS			4	100%	4
ALVARO J DANGOND MD PA		4			4
PLAINVIEW PRIMARY CARE		4			4
EPI			4	100%	4

COVID-19: testing by laboratory

Data through Mar 30, 2021 verified as of Mar 31, 2021 at 09:25 AM

Data in this report are provisional and subject to change.

The numbers in the table below represent the number of Florida and non-Florida residents for whom test results were received by the Department of Health. A person can be tested by more than one laboratory and can have both positive and negative results. **Therefore, the sum of the numbers in each column will be larger than the total number of people tested.**

Reporting lab	Inconclusive	Negative	Positive	Percent positive	Total
MEDEXPRESS URGENT CARE HUNTINGTON		4			4
MINUTECLINIC #2797		4			4
MINUTECLINIC LLC (2335)		3	1	25%	4
OHIO CVS STORES		3	1	25%	4
ANY LAB TEST FAST CORP		3	1	25%	4
MEDEXPRESS URGENT CARE - KOKOMO		4			4
RIVER CITY MEDICAL ASSOCIATES INC			4	100%	4
CVS NC3803POCT MOORESVILLE		4			4
LIFEHOPE LABS			4	100%	4
ASCENSION ST VINCENT'S MEDICAL CENTER		3	1	25%	4
MC DIAGNOSTIC OF CONNECTICUT, PC #114		4			4
BENEVA LAKES HEALTHCARE & REHAB CENTER			4	100%	4
CVS AZ9210POCT SCOTTSDALE		4			4
CAREWELL URGENT CARE			4	100%	4
LAKESIDE HOSPITAL BELLE GLADE			4	100%	4
PILGRIM PHARMACY INC		4			4
TARPON SPRINGS PEDIATRICS, LLC			4	100%	4
CVS PA258POCT MCKEES ROCKS		4			4
PARADISE VILLA ALF INCORPORATED		4			4
CENTRAL FLORIDA INTERNAL OCCUPATIONAL AND		4			4
MINUTECLINIC MINUTECLINIC #3665		4			4
MINUTE CLINIC #8979		4			4
CAPE COD HOSPITAL			4	100%	4
AURORA BAYCARE UROLOGY			4	100%	4
MAILBOX DIAGNOSTICS		2	2	50%	4
MEDEXPRESS URGENT CARE LAVALE		4			4
BARTON MEMORIAL HOSPITAL		3	1	25%	4
REMEDY URGENT CLINIC		2	2	50%	4
CVS MA394POCT SEEKONK		4			4
CVS SC4122POCT TAYLORS		4			4
BELLIN HEALTH LAB		1	3	75%	4
CULLMAN REGIONAL MEDICAL CENTER		3	1	25%	4
MONROE COUNTY DEPT OF PUBLIC HEALTH ST		4			4
ELITE MEDICAL CENTER			4	100%	4
GASTROENTEROLOGY ASSOC OF PENSACOLA, PA		2	2	50%	4
PANCARE HEALTH - PONCE DE LEON			4	100%	4
WYOMING PUBLIC HEALTH LAB			4	100%	4
Hillspring of Springboro		4			4
CVS PA1379POCT LANSDALE		4			4
CVS CA9606POCT TEMECULA		4			4
ST LUCIE COUNTY HEALTH DEPARTMENT		3	1	25%	4
MEDEXPRESS URGENT CARE - SOUTH PARKERSBURG		4			4
ARCPOINT LABS OF FORT LAUDERDALE, FL CENTRAL		1	3	75%	4
CVS SC2269POCT COLUMBIA		3	1	25%	4
MEDEXPRESS URGENT CARE - WICHITA, S SENECA ST		2	2	50%	4
CHILDREN'S MEDICAL GROUP		4			4
HEART OF FLORIDA HEALTH CENTER INC		1	3	75%	4

COVID-19: testing by laboratory

Data through Mar 30, 2021 verified as of Mar 31, 2021 at 09:25 AM

Data in this report are provisional and subject to change.

The numbers in the table below represent the number of Florida and non-Florida residents for whom test results were received by the Department of Health. A person can be tested by more than one laboratory and can have both positive and negative results. **Therefore, the sum of the numbers in each column will be larger than the total number of people tested.**

Reporting lab	Inconclusive	Negative	Positive	Percent positive	Total
CALUSA HARBOUR			4	100%	4
RELIANT ACUTE CARE			4	100%	4
MINUTECLINIC DIAGNOSTIC MED GRP OF ORA		3	1	25%	4
NOT GIVEN		1	3	75%	4
HELIX DIAGNOSTIX		1	3	75%	4
INTRACOASTAL LABS INC		4			4
INVERNESS FAMILY CARE HIGH RISK PLLC			4	100%	4
JFK INTERNAL MEDICINE FACULTY PRACTICE		2	2	50%	4
HAMPTON ALF AT 24TH ROAD LLC			4	100%	4
MEDEXPRESS URGENT CARE - TULSA, S YALE AVE		4			4
SOUTHEASTERN REGIONAL MEDICAL CENTER			4	100%	4
CVS TX8387POCT AUSTIN		4			4
CVS PA10034POCT PITTSBURGH		4			4
MEDFIRST URGENT CARE			4	100%	4
CVS MA507POCT LEOMINSTER		3	1	25%	4
ST. MARY'S HOSPITAL			4	100%	4
MEDEXPRESS URGENT CARE- ALLISON PARK		2	2	50%	4
Kroger 124 - The Little Clinic University		3	1	25%	4
CHIPOLA QUICK CARE		1	3	75%	4
HUNT CLUB MEDICAL CARE			4	100%	4
ST PETE DIRECT PRIMARY CARE		2	2	50%	4
CVS OH3393POCT AURORA		3	1	25%	4
MEDICINE SHOPPE #1306 THE		3	1	25%	4
H/L of WEst ASHley Rhabilitation and Nursing Center		4			4
MONTANA DEPARTMENT OF PUBLIC HEALTH & HUMAN SERVICES			4	100%	4
Loretto Health and Rehabilitation Center		4			4
MEDEXPRESS - NEWARK		4			4
WESLEY CHAPEL INTERNAL MEDICINE AND PEDIATRICS			4	100%	4
PORT ORANGE NURSING & REHAB			4	100%	4
MEDICAL CENTER ENTERPRISE			4	100%	4
FAMILY MEDICAL CLINIC HOMESTEAD, LLC			4	100%	4
CORTLAND REGIONAL MEDICAL CENTER		4			4
OWL NOW URGENT CARE			4	100%	4
SOUTH FLORIDA PEDIATRIC PARTNERS			4	100%	4
GENUS DIAGNOSTICS			4	100%	4
RML PHARMACY PC		4			4
FHPG TAMPA PRIMARY CARE			4	100%	4
MINUTECLINIC DIAGNOSTIC OF VIRGINIA, LLC		4			4
MARK HOANG MD PA			4	100%	4
RAS MEDICAL SOLUTIONS, LLC		3	1	25%	4
UNION CITY MANOR NURSING CENTER		4			4
LATCHER LABORATORY OF A O FOX MEMORIAL		2	2	50%	4
ADVENTHEALTH GORDON		4			4
AHC of Mckenzie		4			4
SOUTH FLORIDA RESEARCH ORGANIZATION			4	100%	4
MEDEXPRESS URGENT CARE-SCOTT TOWNSHIP		3	1	25%	4
MINUTECLINIC DIAG OF IND LLC #1138		3	1	25%	4

COVID-19: testing by laboratory

Data through Mar 30, 2021 verified as of Mar 31, 2021 at 09:25 AM

Data in this report are provisional and subject to change.

The numbers in the table below represent the number of Florida and non-Florida residents for whom test results were received by the Department of Health. A person can be tested by more than one laboratory and can have both positive and negative results. **Therefore, the sum of the numbers in each column will be larger than the total number of people tested.**

Reporting lab	Inconclusive	Negative	Positive	Percent positive	Total
MINNESOTA DEPARTMENT OF HEALTH LABORATORY	1		3	75%	4
CELAL GUROL ERBAY, MD			4	100%	4
Marian Manor, Inc		4			4
ADVENTHEALTH MEDICAL GROUP PEDIATRICS		1	3	75%	4
INFINITI LABS INC			4	100%	4
MINUTECLINIC DIAG OF IND, LLC #6648		3	1	25%	4
Health Care Center of Jacksonville			4	100%	4
FHCP – ORMOND BEACH			4	100%	4
CARENOW URGENT CARE - WINTER SPRINGS		3	1	25%	4
MEDEXPRESS URGENT CARE - LEDGEWOOD		3	1	25%	4
FLORIDA MEDICAL CLINIC -INTERNAL MED DADE CITY			4	100%	4
Kroger 895 - The Little Clinic Green Hills		4			4
ADVENTHEALTH MEDICAL GROUP COMMUNITY MEDICINE		3	1	25%	4
Willowbrooke Court at Country House		4			4
IVY CREEK URGENT CARE OF ENTERPRISE			4	100%	4
MAINE DEPARTMENT OF HEALTH AND HUMAN SERVICES			4	100%	4
Lakeside Oaks Care Center			4	100%	4
NATURE COAST PRIMARY CARE LAB LLC		1	3	75%	4
DTR LABS		3	1	25%	4
LEON MEDICAL CENTERS, LLC			4	100%	4
PREMIER PEDIATRICS		1	3	75%	4
CVS OH6149POCT UPPER ARLINGTON		2	2	50%	4
MEDEXPRESS URGENT CARE - WEST ST PAUL, ROBERT ST S		3	1	25%	4
LIFE CARE HOME HEALTH SERVICES LLC		1	3	75%	4
CAPTAIN JAMES A. LOVELL FEDERAL HEALTHCARE CENTER			4	100%	4
MEDEXPRESS - WILMINGTON CONCORD PIKE		3	1	25%	4
CVS GA2279POCT SUWANEE		4			4
Kroger 959 - The Little Clinic Carmel		4			4
Kroger 339 - The Little Clinic Highlands - Bardstown Road		4			4
DACH MAIN LAB			4	100%	4
MD NOW URGENT CARE - DELRAY WEST			4	100%	4
MARTHA A PRICE MD PA		1	3	75%	4
BIOTEST PLASMA CENTER		4			4
ROAN DRUG COMPANY LLC		4			4
CVS OH2342POCT WEST CHESTER		3	1	25%	4
COLONIAL MEDICAL CENTER-EAST ORLANDO			4	100%	4
PALM BEACH CANCER INSTITUTE			4	100%	4
LEESBURG REGIONAL MEDICAL CENTER URGENT CARE			4	100%	4
DEPARTMENT OF HEALTH AND HUMAN SERVICES		2	2	50%	4
FLORIDA MEDICAL ASSOCIATES LLC			4	100%	4
MD ANDERSON			4	100%	4
CIMA MEDICAL CENTER		3	1	25%	4
WALGREENS #03287		4			4
Bon Secours Place		3	1	25%	4
Heartland of Boynton Beach			4	100%	4
FAMILY MEDICINE AT WATERMAN		4			4
MINUTECLIINIC DIAGNOSTIC OF NORTH CARO		4			4

COVID-19: testing by laboratory

Data through Mar 30, 2021 verified as of Mar 31, 2021 at 09:25 AM

Data in this report are provisional and subject to change.

The numbers in the table below represent the number of Florida and non-Florida residents for whom test results were received by the Department of Health. A person can be tested by more than one laboratory and can have both positive and negative results. **Therefore, the sum of the numbers in each column will be larger than the total number of people tested.**

Reporting lab	Inconclusive	Negative	Positive	Percent positive	Total
PHYSICIANS IMMEDIATE CARE AURORA			4	100%	4
CVS IN3975POCT JEFFERSONVILLE		2	2	50%	4
CVS CA8850POCT HUNTINGTON BEACH		3	1	25%	4
IMIC INC RESEARCH			4	100%	4
FLORIDA HEALTH CARE PLANS STIRLING CENTER			4	100%	4
PINELLAS POINT NURSING AND REHAB			4	100%	4
CVS IN7653POCT EVANSVILLE		3	1	25%	4
CLINICAL LABORATORIES OF THE BUFFALO		3	1	25%	4
AIRCARE INTERNATIONAL		4			4
MEDEXPRESS URGENT CARE - WESTFIELD, E MAIN ST		3	1	25%	4
MINUTECLINIC LLC # 3401		4			4
Crowne Health Care of Montgomery		4			4
Park Ridge Nursing Center		3	1	25%	4
PEACEHEALTH LABORATORIES		3	1	25%	4
MINUTECLINIC DIAG OF IND, LLC #10190		4			4
Bethany Health and Rehab		4			4
HEALTHQUEST, INC		3	1	25%	4
MEDEXPRESS URGENT CARE PLEASANT HILLS		3	1	25%	4
UNIVERSITY OF MICHIGAN		2	2	50%	4
UNIVERSITY OF WASHINGTON MEDICAL CENTER (UWMC) EMERGENCY DEPT.			4	100%	4
IMA MEDICAL CENTER OF OVIEDO			4	100%	4
NONA PEDIATRIC CENTER			4	100%	4
Millennium Nursing & Rehab Center		4			4
CVS TX10140POCT THE WOODLANDS		4			4
Kroger 752 - The Little Clinic Central Station		3	1	25%	4
MEMORIAL HEALTHCARE SYSTEM		1	3	75%	4
MONTEFIORE MEDICAL CENTER LABS MONTEFIORE		3	1	25%	4
Mill Valley Care Center		4			4
OVIEDO CHILDRENS HEALTH CENTER LLC		1	3	75%	4
DISCOVERY VILLAGE AT DEERWOOD			4	100%	4
COMMUNITY PHYSICIANS OF NORTH PORT PA			4	100%	4
URGENT CARE OF THE SMOKIES			4	100%	4
PANCARE HEALTH YOUNGSTOWN			4	100%	4
NORTHSIDE HOSPITAL- CHEROKEE		3	1	25%	4
CVS MO10053POCT SAINT PETERS		4			4
CVS MA1845POCT WILMINGTON		3	1	25%	4
PRESBYTERIAN FAMILY HEALTHCARE-KASEMAN		4			4
MILLER COUNTY HOSPITAL		4			4
FLORIDA HEART AND VASCULAR			4	100%	4
MEDEXPRESS URGENT CARE - SUMMERSVILLE, WEBSTER RD		4			4
ManorCare Health Services Camp Hill		4			4
CENTERPLACE HEALTH, INC			4	100%	4
MEDEXPRESS URGENT CARE - SOMERSET TOWNSHIP		4			4
CONSULATE HEATH CARE AT WEST ALTAMONTE			4	100%	4
SKYLINE UROLOGY		4			4
WALGREENS #04569		3	1	25%	4
WINDER NURSING INC DBA WINDER HEALTH CARE		4			4

COVID-19: testing by laboratory

Data through Mar 30, 2021 verified as of Mar 31, 2021 at 09:25 AM

Data in this report are provisional and subject to change.

The numbers in the table below represent the number of Florida and non-Florida residents for whom test results were received by the Department of Health. A person can be tested by more than one laboratory and can have both positive and negative results. **Therefore, the sum of the numbers in each column will be larger than the total number of people tested.**

Reporting lab	Inconclusive	Negative	Positive	Percent positive	Total
L3HARRIS FAMILY MEDICAL CENTER			4	100%	4
SIGNATURE CARE MONTROSE		2	2	50%	4
GUTHRIE MEDICAL GROUP - CORNING		3	1	25%	4
CONSOLIDATED LABORATORY SERVICES			4	100%	4
DEACONESS HOSPITAL			4	100%	4
ADVANCED URGENT CARE LLC		1	3	75%	4
WALGREENS #07034		4			4
REHABILITATION CENTER OF WINTER PARK,THE			4	100%	4
MEDEXPRESS URGENT CARE - MARKHAM STREE		3	1	25%	4
PM PEDIATRICS OF SELDEN PLLC		4			4
PDL PHARMACY CORP			4	100%	4
CVS NJ862POCT MARLBORO		4			4
OKLAHOMA STATE UNIVERSITY DIAGNOSTIC LAB			4	100%	4
MINUTECLINIC DIAG OF IND, LLC #6553		4			4
PATIENT FIRST - ALLENTOWN			4	100%	4
EXPRESS TESTING-ONE			4	100%	4
HOME DOCS		2	2	50%	4
JOHNNIE RUTH CLARKE LAB			4	100%	4
MEDEXPRESS URGENT CARE - TEAYS VALLEY		3	1	25%	4
SINAI PLAZA NURSING AND REHAB CENTER			4	100%	4
CLINICAL PATHOLOGY LABORATORIES			4	100%	4
SOUTHLAND SUITES OF LAKELAND			4	100%	4
DASCENA LABORATORY			4	100%	4
ADVENT HEALTH - TUSKAWILLA		4			4
SIGNATURE CARE EMERGENCY CENTER		2	2	50%	4
TRUE HEALTH- HOFFNER		3	1	25%	4
URGENT CARE - OCONEE		2	2	50%	4
STONE CLINICAL LABORATORIES OF FL LLC		4			4
AFFINITY URGENT CARE			4	100%	4
Westminster Manor		3	1	25%	4
MONROE URGENT CARE		3	1	25%	4
SHARP MEMORIAL HOSPITAL MICROBIOLOGY DEPT			4	100%	4
TRIDENT BIOMETRICS		3	1	25%	4
UNIVERSITY OF MIAMI STUDENT HEALTH SERVICE			4	100%	4
CVS MD1515POCT LEONARDTOWN		3	1	25%	4
BAYLOR ESOTERIC AND MOLECULAR LAB			4	100%	4
Grace Rehabilitation of Vero Beach		4			4
BUCKINGHAM PLACE ALF		4			4
HARBOUR ISLAND PEDIATRICS LLC			4	100%	4
ManorCare Rehabilitation Center- Decatur		4			4
BROOKDALE WEST BOYNTON BEACH		4			4
SUMNER REGIONAL MEDICAL CENTER		3	1	25%	4
NORTH OKALOOSA CLINIC CORP		1	3	75%	4
LOUISIANA DEPT. OF HEALTH AND HOSPITALS-INFECTIOUS DISEASE EPI SECTION			4	100%	4
SONIC REFERENCE LABORATORY			4	100%	4
MARSHFIELD LABORATORIES			4	100%	4
CVS IN5696POCT FORT WAYNE		4			4

COVID-19: testing by laboratory

Data through Mar 30, 2021 verified as of Mar 31, 2021 at 09:25 AM

Data in this report are provisional and subject to change.

The numbers in the table below represent the number of Florida and non-Florida residents for whom test results were received by the Department of Health. A person can be tested by more than one laboratory and can have both positive and negative results. **Therefore, the sum of the numbers in each column will be larger than the total number of people tested.**

Reporting lab	Inconclusive	Negative	Positive	Percent positive	Total
MEDEXPRESS URGENT CARE- FORT WORTH N T		4			4
FCHC (OB)-DARWIN SQUARE CTR.			4	100%	4
WELLMED AT FORT PIERCE		2	2	50%	4
Metro West Nursing and Rehab			4	100%	4
MEDEXPRESS URGENT CARE-PASADENA		4			4
FLORIDA CANCER SPECIALISTS AND RESEARCH		2	2	50%	4
SOUTHWESTERN REGIONAL MEDICAL CENTER - TULSA		4			4
CAPITAL HEALTH LABORATORY INC			4	100%	4
EXTENDICARE HEALTH & REHAB CENTER		4			4
OPTUM OF RED ROAD		4			4
CVS TX7288POCT DALLAS		4			4
WALGREENS #04176		3	1	25%	4
MINUTE-CLINIC DIAGNOSTIC OF VIRGINIA, LLC #3949		4			4
APOPKA FAMILY HEALTH CENTER		3	1	25%	4
CVS MA2297677CV BOSTON		4			4
WE CARE - CARNIVAL CRUISELINE		4			4
DEPARTMENT OF HEALTH AND HUMAN SERVICES DIVISION OF BEHAVIORAL HEALTH		1	3	75%	4
MINUTECLINIC, LLC #5707		4			4
CRESTAR LABS		2	2	50%	4
MINUTECLINIC DIAG OF IND LLC #1367		4			4
MED EXPRESS URGENT CARE PC - MARYLAND		3	1	25%	4
CVS MO5655POCT LIBERTY		1	3	75%	4
TMH PHYSICIAN PARTNERS SOUTHWOOD		1	3	75%	4
INTERMARKET FACILITY			4	100%	4
MIAMI COMMUNITY HEALTH CENTER INC		1	3	75%	4
VIDANT MEDICAL CENTER			4	100%	4
ELIZABETH CITY HEALTH & REHABILITATION		4			4
FAMILY MEDICINE AT WINTER PARK			4	100%	4
REELFOOT FAMILY WALK IN CLINIC		3	1	25%	4
CULLMAN REGIONAL URGENT CARE		3	1	25%	4
CHIEFLAND MEDICAL CENTER LLC			4	100%	4
PHYSICIANS QUALITY CARE			4	100%	4
CARE ONE PRIMARY CARE			4	100%	4
CLINICAL CARE CENTER, INC			4	100%	4
UNC HOSPITAL/MCLENDON CLINICAL LABORATORIES			4	100%	4
HARBORCHASE OF VILLAGES CROSSING			4	100%	4
BARRANCO CLINIC PA, THE	1	3			4
CELEBRATION PEDIATRICS			4	100%	4
MINUTECLINIC DIAGNOSTIC OF PENNSYLVAN		3	1	25%	4
REFUGE A HEALING PLACE, THE			4	100%	4
KAILOS GENETICS INC		2	2	50%	4
WINCHESTER MEDICAL CENTER			4	100%	4
DIAGNOSTIC & MEDICAL SPECIALISTS OF GREENWICH		2	2	50%	4
PRINCETON BMC LABORATORY		4			4
FLORIDA HOSPITAL ALTAMONTE		2	2	50%	4
Kroger 186 - The Little Clinic Holiday Manor		3	1	25%	4
AIREVAC INTERNATIONAL		4			4

COVID-19: testing by laboratory

Data through Mar 30, 2021 verified as of Mar 31, 2021 at 09:25 AM

Data in this report are provisional and subject to change.

The numbers in the table below represent the number of Florida and non-Florida residents for whom test results were received by the Department of Health. A person can be tested by more than one laboratory and can have both positive and negative results. **Therefore, the sum of the numbers in each column will be larger than the total number of people tested.**

Reporting lab	Inconclusive	Negative	Positive	Percent positive	Total
ADVENT HEALTH MEDICAL GROUP		3	1	25%	4
MINUTECLINIC DIAGNOSTIC MED GRP OF SAN		3	1	25%	4
UF HEALTH PATHOLOGY LABORATORIES			4	100%	4
MINUTE CLINIC DIAGNOSTIC OF VIRGINIA, LLC #6292		3	1	25%	4
COVENIENT CARE MEDICAL CLINIC			4	100%	4
CVS NC5532POCT SUMMERFIELD		4			4
UNIVERISTY OF MIAMI			4	100%	4
CAREATC, INC.			4	100%	4
MEDEXPRESS URGENT CARE, FAIRMONT		4			4
ADVENTHEALTH NEW SMYRNA BEACH COMMUNITY HEALTH			4	100%	4
POWERS PEDIATRICS			4	100%	4
HEALTHCARE NETWORK OF SOUTHWEST FLORIDA			4	100%	4
INDUSTRY LAB DIAGNOSTIC PARTNERS			4	100%	4
BAPTIST HEALTH MEDICAL CENTER			4	100%	4
GERALD CHAMPION REGIONAL MEDICAL CENTE		4			4
USCG SECTOR ST PETE		1	3	75%	4
CVS CT718POCT ANSONIA		4			4
ORANGE COUNTY HEALTH DEPARTMENT		2	2	50%	4
KENTUCKY CABINET FOR HEALTH AND FAMILY SERVICES			4	100%	4
BOND & STEELE CLINIC PA D/B/A BOND CLINIC PA		4			4
COMMUNITY HEALTH CENTER OF WEST PALM BEACH			4	100%	4
REGIONAL MEDICAL LAB			4	100%	4
MEDEXPRESS URGENT CARE - WALDORF, CRAIN HWY		4			4
MEDEXPRESS - NEW CASTLE, DUPONT HWY		4			4
ACCENT PHYSICIAN SPECIALISTS PA		4			4
FLORENCE - HUNTSVILLE HOSPITAL URGENT CARE		3	1	25%	4
WILLIAM A HINTON STATE LABORATORY INSTITUTE		1	3	75%	4
CVS MA594POCT FALMOUTH		4			4
MEMORIAL HEALTH CARE SYSTEMS			4	100%	4
MINUTECLINIC DIAGNOSTIC OF OHIO #6139		4			4
UNIVERSITY OF KANSAS MEDICAL CENTER			3	100%	3
BROOME COUNTY HEALTH DEPARTMENT		2	1	33%	3
NYC PUBLIC HEALTH LABS			3	100%	3
SAVANNAH COVE		3			3
DEVANSH LAB WERKS		1	2	67%	3
BREVARD FAMILY WALK IN CLINIC			3	100%	3
SERENADES BY SONATA		1	2	67%	3
NORTH SHORE HOSP. INFECTION CONTROL			3	100%	3
YATES COUNTY PUBLIC HEALTH		3			3
GULF COAST IMMEDIATE CARE CENTER		1	2	67%	3
LIVINGSTON COUNTY DEPT OF HEALTH REPRO			3	100%	3
QUALITY LABORATORY SERVICE		2	1	33%	3
MINUTECLINIC LLC #5176			3	100%	3
TIEHH BIOTERRORISM RESPONSE LAB			3	100%	3
ADVANCED MEDICAL RESEARCH CENTER LLC			3	100%	3
HEALTH AND WELLNESS URGENT CARE LLC			3	100%	3
Kroger 627 - The Little Clinic Castleberry		2	1	33%	3

COVID-19: testing by laboratory

Data through Mar 30, 2021 verified as of Mar 31, 2021 at 09:25 AM

Data in this report are provisional and subject to change.

The numbers in the table below represent the number of Florida and non-Florida residents for whom test results were received by the Department of Health. A person can be tested by more than one laboratory and can have both positive and negative results. **Therefore, the sum of the numbers in each column will be larger than the total number of people tested.**

Reporting lab	Inconclusive	Negative	Positive	Percent positive	Total
CVS TX3292POCT WYLIE		3			3
WINDSOR AT OCALA		2	1	33%	3
MARION COUNTY FIRE RESCUE		3			3
AKRON GENERAL MEDICAL CENTER MAIN		3			3
COOPER UNIVERSITY HOSPITAL LABORATORY		2	1	33%	3
HILLVIEW LABORATORY			3	100%	3
Hunterdon Medical Center Laboratory		3			3
MEDEXPRESS URGENT CARE - TOPEKA, SW WANAMAKER RD		3			3
LUCID LABORATORY SERVICES		3			3
Maryfield Inc. dba Pennybyrn		3			3
CORTLAND COUNTY HEALTH DEPARTMENT		3			3
CVS IL2798POCT CHICAGO		1	2	67%	3
CVS OH2486POCT NILES		1	2	67%	3
SUNDALE NURSING HOME		3			3
DOCTOR 4 U CLINIC		1	2	67%	3
Rosedale Green		3			3
HOMELAND CENTER		3			3
DEPARTMENT OF HEALTH AND ENVIRONMENTAL CONTROL			3	100%	3
THE PATHOLOGY LABORATORY		1	2	67%	3
WYOMING DEPT OF HEALTH			3	100%	3
Sears Coastal Nursing and Rehab		3			3
ORLANDO AIRPORT DIALYSIS		3			3
PARRISH MEDICAL CENTER-WAIVED TESTING		3			3
WEILL CORNELL MEDICAL ASSOCIATES - EAST SIDE		3			3
EXCEL URGENT CARE OF NJ, LLC		1	2	67%	3
INTERNAL MEDICINE AND WOUND CARE SPECIALIST LLC		3			3
CITRUS HEALTH NETWORK INC			3	100%	3
STEAMBOAT EMERGENCY CENTER			3	100%	3
BROOKDALE OAKBRIDGE		1	2	67%	3
ADVENT HEALTH - CENTRAL PASCO ER			3	100%	3
US SPECIALTY LABS			3	100%	3
BROOKDALE SENIOR LIVING			3	100%	3
LITTLE SPURS PEDIATRIC URGENT CARE		1	2	67%	3
NORTHEAST FLORIDA INTERNAL MEDICINE PA		3			3
ADVANCED HEART CARE OF SOUTH FLORIDA		3			3
MEDEXPRESS URGENT CARE - DANVILLE		3			3
Westside Terrace		3			3
WEST COCOA PHARMACY			3	100%	3
HELIX URGENT CARE			3	100%	3
Kennedy University Hospital -Wash Twp L		3			3
CVS IN6757POCT COLUMBUS		3			3
NASSAU COUNTY HEALTH DEPARTMENT-FERNANDINA BEACH C		3			3
SHANDS AT LAKE SHORE LAB		1	2	67%	3
F W HUSTON MEDICAL CENTER SENIOR LIVIN		3			3
LRHS Florida Poly Tech		3			3
ST LUKES HOSPITAL LABORATORY		2	1	33%	3
MEDEXPRESS URGENT CARE - WHEELING		2	1	33%	3

COVID-19: testing by laboratory

Data through Mar 30, 2021 verified as of Mar 31, 2021 at 09:25 AM

Data in this report are provisional and subject to change.

The numbers in the table below represent the number of Florida and non-Florida residents for whom test results were received by the Department of Health. A person can be tested by more than one laboratory and can have both positive and negative results. **Therefore, the sum of the numbers in each column will be larger than the total number of people tested.**

Reporting lab	Inconclusive	Negative	Positive	Percent positive	Total
SINAI POST ACUTE NURSING AND REHAB CE		3			3
INTERNAL MEDICINE & PEDIATRICS WELLNESS CENTER			3	100%	3
BAPTIST HOSPITAL NURSING/PATIENT CARE			3	100%	3
SCHIFF CENTER FOR LIVER DISEASES		1	2	67%	3
THOMAS LANGLEY			3	100%	3
SACRED HEART HEALTH SYSTEMS INC			3	100%	3
MEDEXPRESS URGENT CARE, HERMITAGE		1	2	67%	3
SEMINOLE FAMILY HEALTH CENTER		3			3
FAMILY FIRST PEDIATRICS			3	100%	3
Kroger 522 - The Little Clinic Gahanna		2	1	33%	3
CVS MO10151POCT SPRINGFIELD		2	1	33%	3
SAN JUAN REGIONAL MEDICAL CENTER		3			3
BRIGHAM AND WOMEN'S HOSPITAL			3	100%	3
Kroger 635 - The Little Clinic Dacula		3			3
CORMEUM LAB SERVICES, LLC			3	100%	3
NORTHCREST MEDICAL CENTER		1	2	67%	3
STARMED FAMILY & URGENT CARE			3	100%	3
VICAR'S LANDING NURSING HOME		2	1	33%	3
Lebanon VAMC		2	1	33%	3
TIFTON CARECONNECT URGENT CARE			3	100%	3
NEWSTAR MEDICAL LABORATORIES		3			3
BRANDON REGIONAL EMERGENCY CTR			3	100%	3
MINUTECLINIC, LLC #05891		2	1	33%	3
Kroger 592 - The Little Clinic Alexander Plaza		2	1	33%	3
CVS NJ837POCT MARLTON		3			3
FIRST CARE - MIDDLESBORO			3	100%	3
CVS GA5637POCT VILLA RICA		3			3
MARRA'S PHARMACY		3			3
MINUTECLINIC, LLC #07876		2	1	33%	3
ROYAL PALM RETIREMENT CENTRE		3			3
CENTRAL JERSEY URGENT CARE OF BROWN MI		3			3
EAST NAPLES PEDIATRICS			3	100%	3
OPTUM PRIMARY CARE - SILVER LAKES			3	100%	3
ASPEN VALLEY HOSPITAL			3	100%	3
MID-FLORIDA PATHOLOGY LLC - MOBILE UNIT # 3		1	2	67%	3
NOVANT HEALTH PRESBYTERIAN		2	1	33%	3
LAURELLWOOD NURSING CENTER		1	2	67%	3
WHOLE CHILD PEDIATRICS			3	100%	3
EMERALD TRACE		3			3
MEDEXPRESS URGENT CARE-CLOQUET		3			3
HARBORCHASE OF GAINESVILLE			3	100%	3
MPG JACKSONVILLE ATLANTIC BLVD		1	2	67%	3
ORLANDO HEALTH PHYSICIAN GROUP INC			3	100%	3
ORLANDO REGIONAL HEALTH SERVICES		1	2	67%	3
IMMERSION RESIDENTIAL LLC			3	100%	3
MEDEXPRESS URGENT CARE - BECKLEY		1	2	67%	3
RCA LABORATORY SERVICES LLC			3	100%	3

COVID-19: testing by laboratory

Data through Mar 30, 2021 verified as of Mar 31, 2021 at 09:25 AM

Data in this report are provisional and subject to change.

The numbers in the table below represent the number of Florida and non-Florida residents for whom test results were received by the Department of Health. A person can be tested by more than one laboratory and can have both positive and negative results. **Therefore, the sum of the numbers in each column will be larger than the total number of people tested.**

Reporting lab	Inconclusive	Negative	Positive	Percent positive	Total
CVS TX7156POCT RICHARDSON		3			3
EASTERN NEW MEXICO MEDICAL CENTER		3			3
ADVANCE FAMILY PRACTICE LLC□			3	100%	3
NORTHSIDE MEDICAL CENTER		3			3
UNITY HEALTH AND REHABILITATION CENTER			3	100%	3
ADRIANA M CASTRO MD PA		3			3
PHYSICIANS CARE INC		1	2	67%	3
MALABAR FAMILY PRACTICE		1	2	67%	3
OMNI HEALTHCARE INC		1	2	67%	3
MEDICAL CENTER OF CENTRAL GEORGIA			3	100%	3
NDX-CORE LAB			3	100%	3
WALGREENS #06416		3			3
ADVANCED URGENT CARE CENTER OF THE UPPER KEYS		1	2	67%	3
MOUNT SINAI AVENTURA DIAGNOSTIC CENTER			3	100%	3
Kroger 388 - The Little Clinic Braelinn Village		3			3
VIRGINIA DEPARTMENT OF HEALTH DIVISION OF			3	100%	3
BRADENTON PHYSICIAN MEDICAL CENTER			3	100%	3
SOUTH MIAMI HOSPITAL			3	100%	3
PEDIATRICS BY THE SEA JOG RD OFFICE			3	100%	3
Concordia Village of Tampa			3	100%	3
LEXINGTON MEDICAL CENTER		1	2	67%	3
NEMOURS CHILDRENS PRIMARY CARE HORIZON WEST			3	100%	3
HELIX MEDICAL CENTERS		1	2	67%	3
BROOKDALE LAKE MARY			3	100%	3
NORTHERN LIGHT LABORATORY		1	2	67%	3
STARLING AT SAN JOSE			3	100%	3
CVS IL1170POCT JOLIET		3			3
MEDEXPRESS URGENT CARE, CHAMBERSBURG		2	1	33%	3
VELOCITY CARE			3	100%	3
CHEROKEE COUNTY HEALTH AND REHAB CENTER		3			3
OLEAN GENERAL HOSPITAL		3			3
MEDICAL CITY DALLAS HOSPITAL			3	100%	3
SCRIPPS CLINIC MEDICAL			3	100%	3
MINUTECLINIC DIAGNOSTIC OF WISCONSIN,		3			3
ADVENT HEALTH MEDICAL GROUP FAMILY MEDICINE			3	100%	3
MINUTECLINIC DIAGNOSTIC OF OHIO #5060		3			3
CVS IN6572POCT INDIANAPOLIS		3			3
CVS NC7548POCT FUQUAY VARINA		2	1	33%	3
TAYLOR MANOR		1	2	67%	3
TRINITY PEDIATRICS			3	100%	3
CVS AZ5026POCT MESA		3			3
MIDWAY SPECIALTY CARE RX LLC		1	2	67%	3
WAL-MART STORES EAST LP		2	1	33%	3
CVS SC2250POCT COLUMBIA		3			3
HOPE HEALTH CARE, LLC		3			3
AUSTIN PUBLIC HEALTH			3	100%	3
GARCIA MORALES NELSON			3	100%	3

COVID-19: testing by laboratory

Data through Mar 30, 2021 verified as of Mar 31, 2021 at 09:25 AM

Data in this report are provisional and subject to change.

The numbers in the table below represent the number of Florida and non-Florida residents for whom test results were received by the Department of Health. A person can be tested by more than one laboratory and can have both positive and negative results. **Therefore, the sum of the numbers in each column will be larger than the total number of people tested.**

Reporting lab	Inconclusive	Negative	Positive	Percent positive	Total
QUEST DIAGNOSTICS CLINICAL LABORATORIES INC		2	1	33%	3
SOLERA SPECIALTY PHARMACY LLC		2	1	33%	3
NEBRASKA DEPARTMENT OF HEALTH AND HUMAN SERVICES			3	100%	3
Walgreens #5984		3			3
NASSAU COUNTY HEALTH DEPARTMENT		3			3
AFC URGENT CARE/FARRAGUT			3	100%	3
CVS MINUTE CLINIC DIAGNOSTIC MED GRP OF CAL		3			3
CVS PHARMACY INC DBA CVS/PHARMACY #10908		3			3
CONCENTRA - PLANTATION		3			3
OHIO HEALTH DOCTORS HOSPITAL			3	100%	3
CVS IL3163POCT OAK PARK		3			3
BOLING, STEPHANIE		3			3
PATHOLOGY REFERENCE LAB LLC			3	100%	3
GUTHRIE CORNING HOSPITAL LABORATORY		3			3
CVS PA7132POCT THORNDALE		3			3
ADVENTHEALTH SEBRING- INFECTION CONTROL DEPARTMENT			3	100%	3
MINUTECLINIC DIAGNOSTIC PA #3344		3			3
Kroger 387 - The Little Clinic Hubbards Lane		3			3
2412 LEBANON PIKE		2	1	33%	3
GREATER MOBILE URGENT CARE – SPRINGHILL			3	100%	3
TUFTS MEDICAL CENTER			3	100%	3
COASTAL SKIN SURGERY AND DERMATOLOGY PL		3			3
FLORIDA MENTOR-POINT WEST CLUSTER		3			3
SOMA MEDICAL CENTER PA #3 PALOMINO			3	100%	3
LEE CONVENIENT CARE AT SUMMERLIN			3	100%	3
MINUTECLINIC DIAG OF IND, LLC #6483		1	2	67%	3
FAMILY TREE MEDICAL GROUP PA		2	1	33%	3
WELLMED AT APOLLO BEACH BLVD		1	2	67%	3
MEDEXPRESS URGENT CARE - RICHMOND, W BROAD ST		3			3
EFFINGHAM HOSP, INC, DBA EFFINGHAM HEALTH		3			3
MANORCARE NURSING & REHABILITATION CENTER-NAPLES		3			3
BETTERMED URGENT CARE			3	100%	3
CVS MA1945POCT HANOVER		3			3
Arbors at Marietta		3			3
PINELLAS PARK HEALTH CENTER - PINELLAS CHD		1	2	67%	3
Oak Creek Terrace		3			3
LEGACY ER AND URGENT CARE			3	100%	3
HELIX LW UC		1	2	67%	3
NOVA SOUTHEASTERN UNIVERSITY		2	1	33%	3
ADVENTHEALTH MEDICAL GROUP ADULT AND SENIOR HEALTH			3	100%	3
CVS OH4359POCT HUDSON		3			3
SIGNATURE CARE PFLUGERVILLE			3	100%	3
CCRX OF NORTH CAROLINA, LLC		2	1	33%	3
TREASURE COAST INFECTIOUS DISEASE CONSULTANTS		1	2	67%	3
PUBLIC HEALTH TRUST OF MIAMI DADE COUNTY			3	100%	3
NYU WINTHROP LABORATORY		3			3
MEDFUSION		2	1	33%	3

COVID-19: testing by laboratory

Data through Mar 30, 2021 verified as of Mar 31, 2021 at 09:25 AM

Data in this report are provisional and subject to change.

The numbers in the table below represent the number of Florida and non-Florida residents for whom test results were received by the Department of Health. A person can be tested by more than one laboratory and can have both positive and negative results. **Therefore, the sum of the numbers in each column will be larger than the total number of people tested.**

Reporting lab	Inconclusive	Negative	Positive	Percent positive	Total
SOFTLAB			3	100%	3
CVS M05727POCT PLATTE CITY		3			3
CVS MINUTE CLINIC DIAGNOSTIC MED GRP		3			3
WALGREENS #04311		3			3
NASON HOSPITAL			3	100%	3
LPG PEDIATRICS AT LEHIGH ACRES		2	1	33%	3
SUPER HEALTH PHARMACY LLC		3			3
NEW YORK PHYSICIANS LLP		3			3
CVS TX8322POCT AUSTIN		3			3
BLACKWATER RIVER			3	100%	3
GYN PATH SERVICES			3	100%	3
SURETOX LABORATORY LLC		2	1	33%	3
EVENING PEDIATRICS INC		1	2	67%	3
TERRACE OF ST CLOUD, THE		2	1	33%	3
LEESBURG COMMUNITY HEALTH CENTERS			3	100%	3
Grandview Health Care Center		3			3
BAPTIST PRIMARY CARE FERNANDINA BEACH			3	100%	3
JACKSONVILLE PEDIATRICS			3	100%	3
MEDEXPRESS URGENT CARE - FORT SMITH		3			3
MEDEXPRESS URGENT CARE - WILKES BARRE		2	1	33%	3
EASTMAN HEALTHCARE & REHAB		3			3
CLARA MAASS TRANSITIONAL CARE UNIT		3			3
MEDEXPRESS URGENT CARE-WILKINS TOWNSHIP, WILLIAM PENN HIGHWAY		3			3
STRINGFELLOW MEMORIAL HOSPITAL		3			3
Good Samaritan Society - Fairfield Glade		3			3
MUNSON MEDICAL CENTER			3	100%	3
LIFELINK OF FLORIDA		1	2	67%	3
NEXT BIO RESEARCH SERVICES, LLC		1	2	67%	3
Edward Hines, Jr. VA Hospital		2	1	33%	3
CTRS			3	100%	3
CVS AZ1720POCT QUEEN CREEK		3			3
Greystone Health Care Center		3			3
MID FLORIDA CLINICAL LABORATORY		2	1	33%	3
ALLIED PHYSICIANS GROUP PLLC		3			3
MEDEXPRESS-HOUSTON EAST FWY		1	2	67%	3
MEDEXPRESS URGENT CARE-CHIPPEWA		2	1	33%	3
CVS M08555POCT KANSAS CITY		3			3
CVS IL8753POCT CHICAGO		3			3
ESCO DRUG CO INC		3			3
KISSIMMEE URGENT CARE		3			3
MINUTECLINIC #788		3			3
ACCESS HEALTH CARE		2	1	33%	3
Englewood Health and Rehab			3	100%	3
INSPIRA MEDICAL CENTER VINELAND LAB		2	1	33%	3
JOHN KNOX MANOR INC II		2	1	33%	3
MEDIC INFUSION PA		3			3
WALGREENS NO 19542		3			3

COVID-19: testing by laboratory

Data through Mar 30, 2021 verified as of Mar 31, 2021 at 09:25 AM

Data in this report are provisional and subject to change.

The numbers in the table below represent the number of Florida and non-Florida residents for whom test results were received by the Department of Health. A person can be tested by more than one laboratory and can have both positive and negative results. **Therefore, the sum of the numbers in each column will be larger than the total number of people tested.**

Reporting lab	Inconclusive	Negative	Positive	Percent positive	Total
MURFREESBORO MEDICAL CLINIC		3			3
WHITE EARTH IHS MAIN LAB		3			3
CVS TX7675POCT RED OAK		1	2	67%	3
Magnolia Health and Rehab Center			3	100%	3
CVS IN8669POCT INDIANAPOLIS		3			3
SMOKY MOUNTAIN URGENT CARE AND FAMILY MEDICINE CENTER			3	100%	3
DELAWARE PUBLIC HEALTH LABORATORY		1	2	67%	3
EXPEDIAN URGENT CARE			3	100%	3
Kroger 758 - The Little Clinic Providence		3			3
NORTH DAKOTA DEPT OF HEALTH MICROBIOLOGY		1	2	67%	3
MOBIL LAB FOR ALL INC		3			3
Kroger 571 - The Little Clinic Hendersonville		1	2	67%	3
CONCENTRA - FT LAUDERDALE - COMMERCIAL BLVD		3			3
JS HEALTHCARE		2	1	33%	3
URGENT DOC - URGENT CARE CLINIC			3	100%	3
CLEARWATER		2	1	33%	3
OHIO DEPARTMENT OF HEALTH LABORATORY		2	1	33%	3
HEARTLAND - CHARLESTON OF HANAHAN SC,		3			3
HARBORCHASE OF STUART			3	100%	3
DOCTORS OFFICE OF NEW JERSEY		3			3
CVS MO4850POCT SPRINGFIELD		3			3
MINUTECLINIC DIAGNOSTIC OF NEW MEXICO LLC #7552		3			3
FRESENIUS KIDNEY CARE			3	100%	3
St. Josephs Hospital		1	2	67%	3
AFFORDABLE PRIMARY CARE LLC		3			3
LEE MEMORIAL HOSPITAL BLOOD GAS LAB			3	100%	3
SOUTH COUNTY MENTAL HEALTH CENTER INC			3	100%	3
TMH PHYSICIAN PARTNERS BLOUNTSTOWN			3	100%	3
PREMIER CLINICAL RESEARCH INSTITUTE INC			3	100%	3
CGH MEDICAL CENTER			3	100%	3
WEST TN HEALTH MED NORTH		3			3
MINUTE CLINIC LLC #1909		3			3
AZALEALAND NURSING HOME		3			3
Kroger 093 - The Little Clinic Stapleton		2	1	33%	3
BAYSIDE URGENT CARE CENTER INC			3	100%	3
Village on the Green			3	100%	3
OPP HEALTH AND REHABILITATION		3			3
PEDIATRICS AND ADOLESCENT MEDICINE		2	1	33%	3
MEDEXPRESS URGENT CARE - LITTLE ROCK		2	1	33%	3
GONZALEZ MD AND ASWAD MD HEALTH SERVICES			3	100%	3
SOUTH LAKE FAMILY HEALTH CENTER			3	100%	3
CENTURY LINK SPORTS COMPLEX			3	100%	3
ROANE MEDICAL CENTER		2	1	33%	3
CAPTIAL REGIONAL MEDICAL CENTER			3	100%	3
CVS TX5807POCT PEARLAND		3			3
BOSTON MEDICAL CENTER			3	100%	3
LEVY COUNTY DEPT. OF PUBLIC SAFETY		1	2	67%	3

COVID-19: testing by laboratory

Data through Mar 30, 2021 verified as of Mar 31, 2021 at 09:25 AM

Data in this report are provisional and subject to change.

The numbers in the table below represent the number of Florida and non-Florida residents for whom test results were received by the Department of Health. A person can be tested by more than one laboratory and can have both positive and negative results. **Therefore, the sum of the numbers in each column will be larger than the total number of people tested.**

Reporting lab	Inconclusive	Negative	Positive	Percent positive	Total
NC STATE LABORATORY OF PUBLIC HEALTH		3			3
FREDERICK MEMORIAL HOSPITAL			3	100%	3
BAPTIST PRIMARY CARE, INC.		2	1	33%	3
Fort Gaines Health and Rehab		3			3
FOUR WINDS BEHAVIORAL HEALTH		3			3
BASCOM PALMER EYE INSTITUTE			3	100%	3
JOJAN PHARMA INC		3			3
ADVENTHEALTH MEDICAL GROUP INTERNAL MEDICINE		2	1	33%	3
PROHEALTH PRIMARY CARE - GLEN OAKS		3			3
PM PEDIATRICS OF BAYSIDE, PLLC - MANHASSET		3			3
PANCARE HEALTH - FRANKLIN CO			3	100%	3
BETHESDA HOSPITAL EAST BLOOD GAS LAB			3	100%	3
GROVES CENTER			3	100%	3
MEDEXPRESS URGENT CARE - NORTH LITTLE		2	1	33%	3
CANDLER HOSPITAL PATHOLOGY LABORATORY		2	1	33%	3
FLAGLER FAMILY MEDICINE PA			3	100%	3
Kroger 448 - The Little Clinic Mason		3			3
UNIVERSITY HEALTH SERVICES RIVER CAMPUS		2	1	33%	3
SPARROW CENTRAL LAB			3	100%	3
MINUTECLINIC, LLC #05814		3			3
FULGENT GENETICS HOUSTON		3			3
GREENTREE MEDICAL CENTER			3	100%	3
ORCHID COVE DAYTONA			3	100%	3
ADVANCED PEDIATRICS			3	100%	3
MERCY HOSPITAL			3	100%	3
UHEALTH JACKSON URGENT CARE - CUTLER BAY		1	2	67%	3
SISD EMPLOYEE HEALTH CLINIC			3	100%	3
MENORAH MANOR			3	100%	3
AMI ST FRANCIS HOSPITAL LABORATORY		2	1	33%	3
CORNERSTONE DRUG AND GIFT INC		3			3
HOUSTON METHODIST HOSPITAL			3	100%	3
Bainbridge Health and Rehab		3			3
COLISEUM MED CTR LLC/COLISEUM MED CTRS		2	1	33%	3
CVS NJ715POCT WAYNE		3			3
SOFTCELL L-FORM LABORATORIES, LLC			3	100%	3
VIRTUA MEMORIAL HOSPITAL BURLINGTON COUNTY		1	2	67%	3
FLORIDA HOSPITAL LABORATORIES		3			3
SARASOTA PERSONAL MEDICINE		2	1	33%	3
MINUTECLINIC DIAG OF IND, LLC #5369		2	1	33%	3
BRENTWOOD SENIOR LIVING AT ST PETE			3	100%	3
BEEBE MEDICAL CENTER LABORATORY		3			3
EAST TENNESSEE CHILDREN'S HOSPITAL		2	1	33%	3
IOWA DEPARTMENT OF PUBLIC HEALTH			3	100%	3
OPENTRONS PRL		2	1	33%	3
CVS IL2297144CV CHICAGO		3			3
CROSSVILLE MEDICAL GROUP		1	2	67%	3
CVS CA9103POCT ESCONDIDO		3			3

COVID-19: testing by laboratory

Data through Mar 30, 2021 verified as of Mar 31, 2021 at 09:25 AM

Data in this report are provisional and subject to change.

The numbers in the table below represent the number of Florida and non-Florida residents for whom test results were received by the Department of Health. A person can be tested by more than one laboratory and can have both positive and negative results. **Therefore, the sum of the numbers in each column will be larger than the total number of people tested.**

Reporting lab	Inconclusive	Negative	Positive	Percent positive	Total
JUPITER INTERNAL MEDICINE AND ASSOCIATES			3	100%	3
GENDERXPRESS/PICTURE ME PERFECT IMAGING			3	100%	3
PROPATH			3	100%	3
LAHEY CLINIC MEDICAL CENTER			3	100%	3
MEDEXPRESS URGENT CARE, BELLE VERNON		3			3
BAPTIST HEALTH SURGERY CENTER AT NORTHPOINT			3	100%	3
MT CARMEL PHARMACY INC		3			3
MEDEXPRESS URGENT CARE-ARLINGTON		2	1	33%	3
MEDEXPRESS URGENT CARE - ANDERSON		3			3
MINUTECLINIC, LLC (CLINIC 10928)		3			3
ACCESS 365 URGENT CARE LLC		1	2	67%	3
CROSSROADS URGENT CARE PLLC		3			3
Broadview Multi-Care Center		3			3
TGH URGENT CARE - WESTCHASE			3	100%	3
THE OASIS BEACHSIDE		3			3
VA PRIMARY CARE ANNEX			3	100%	3
CARECENTER PHARMACY, LLC		3			3
REGIONAL MEDICAL CENTER BAYONET POINT			3	100%	3
PIEDMONT NEWNAN HOSPITAL		3			3
COMMUNITY MEDICAL CENTER			3	100%	3
MARYLAND STATE DEPT OF HEALTH	2		1	33%	3
SCIENTIFIC LABORATORY DIVISION			3	100%	3
HALIFAX HEALTH CARE FOR WOMEN		3			3
ADVENTHEALTH IMAGING LAKE NONA		1	2	67%	3
PROMPT CARE OF CENTRAL FLORIDA LLC			3	100%	3
MINUTECLINIC DIAGNOSTIC OF TEXAS, LLC #7435		2	1	33%	3
CVS PA2687POCT EXTON		3			3
NORTH BROWARD HOSPITAL DISTRICT HEALTHCARE FOR THE HOMELESS			3	100%	3
CALLE OCHO DIALYSIS			3	100%	3
ADVICE FOR OPTIMAL WELLNESS, INC			3	100%	3
ST VINCENTS AMBULATORY CARE INC		1	2	67%	3
RAPID CITY RUGENT CARE			3	100%	3
MIDDLETON PEDIATRICS			3	100%	3
LINCOLN MEDICAL CENTER		3			3
HARBOUR'S EDGE		2	1	33%	3
FLORIDA LABORATORY ANALYSIS, LLC			3	100%	3
MEDEXPRESS URGENT CARE - JEANNETTE		3			3
ADVENTHEALTH MEDICAL GROUP PEDIATRICS AT APOPKA		3			3
New York Harbor Harbor HCS - Brooklyn Campus		3			3
MEDICAL CENTER OF THE ROCKIES			3	100%	3
BOONES CREEK URGENT CARE		1	2	67%	3
MED FUSION			3	100%	3
MEDICAL SERVICES OF AMERICA HOME HEALTH		3			3
SUN TERRACE HEALTH CARE CENTER			3	100%	3
EXETER HOSPITAL		3			3
COMMUNICABLE DISEASE CONTROL/PUBLIC HEALTH EMERGENCY PREPAREDNESS			3	100%	3
SKIN WELLNESS PHYSICIANS LLC		3			3

COVID-19: testing by laboratory

Data through Mar 30, 2021 verified as of Mar 31, 2021 at 09:25 AM

Data in this report are provisional and subject to change.

The numbers in the table below represent the number of Florida and non-Florida residents for whom test results were received by the Department of Health. A person can be tested by more than one laboratory and can have both positive and negative results. **Therefore, the sum of the numbers in each column will be larger than the total number of people tested.**

Reporting lab	Inconclusive	Negative	Positive	Percent positive	Total
CVS PA1657POCT YORK		2	1	33%	3
MAJESTIC OAKS			3	100%	3
CARENOW-LEBANON		1	2	67%	3
CELEBRATION PRIMARY CARE ASSOCIATES LLC		3			3
CLINICA HISPANIA			3	100%	3
NON-US			3	100%	3
NORTHWEST FLORIDA CLINICAL LAB		1	2	67%	3
ERIE COUNTY PUBLIC HEALTH CLINICAL		3			3
DOUGLASVILLE NURSING AND REHABILITATIO		3			3
INTERCOASTAL FAMILY PRATICE		1	2	67%	3
DOCTORS HOSPITAL RENAISSANCE			3	100%	3
MEDEXPRESS URGENT CARE GREENSBURG		2	1	33%	3
Georgiana Health and Rehabilitation, LLC		3			3
CRISP REGIONAL HOSPITAL		3			3
CANOPY PEDIATRICS		3			3
CVS MA2401POCT MARSHFIELD		3			3
Kroger 768 - The Little Clinic Leestown Rd		2	1	33%	3
CABELL HUNTINGTON HOSPITAL CLINICAL LAB			3	100%	3
ANN STORCK CENTER INC		3			3
CVS PA7611POCT ALLISON PARK		3			3
CVS GA5622POCT DALLAS		2	1	33%	3
GIEBEIG FAMILY MEDICINE PA			3	100%	3
CVS CA9803POCT RIVERSIDE		3			3
BAPTIST OUTPATIENT SERVICES			3	100%	3
COVID PROCESSING SITE			3	100%	3
NEMOURS CHILDRENS PRIMARY CARE MAITLAND			3	100%	3
CARESPOT-WELLINGTON			3	100%	3
SPRING LAKE REHABILITATION CENTER			3	100%	3
SKR MEDICAL ADVISORS		3			3
ALABAMA DEPT PUBLIC HEALTH			3	100%	3
SKIPPACK MEDICAL LAB			3	100%	3
BARONESS ERLANGER HOSPITAL		3			3
CVS MA1006POCT BROCKTON		3			3
VIRGINIA DIVISION OF CONSOLIDATED LABORATORIES			3	100%	3
FAMILY CARE SPECIALISTS OF ORLANDO			3	100%	3
COL CROSSROAD		1	2	67%	3
HIALEAH SHORES NURSING AND		2	1	33%	3
Cleveland Clinic Weston			3	100%	3
AVANTE INVERNESS		1	2	67%	3
PHOEBE PUTNEY MEMORIAL HOSPITAL		3			3
PRISMA HEALTH MIDLANDS			3	100%	3
TRUE HEALTH – LAKE UNDERHILL		3			3
COVANCE CLS			3	100%	3
TAMPA		1	2	67%	3
YORK HOSPITAL - LABORATORY			3	100%	3
ACL LABORATORIES INDUSTRIAL TOXICOLOGY			3	100%	3
PHYSICIANS MEDICAL CENTER		3			3

COVID-19: testing by laboratory

Data through Mar 30, 2021 verified as of Mar 31, 2021 at 09:25 AM

Data in this report are provisional and subject to change.

The numbers in the table below represent the number of Florida and non-Florida residents for whom test results were received by the Department of Health. A person can be tested by more than one laboratory and can have both positive and negative results. **Therefore, the sum of the numbers in each column will be larger than the total number of people tested.**

Reporting lab	Inconclusive	Negative	Positive	Percent positive	Total
FELICIDAD MEDICAL CENTER INC			3	100%	3
MEDEXPRESS URGENT CARE NORWIN		3			3
ONslow MEMORIAL HOSPITAL LABORATORY		3			3
NORTH CAROLINA DEPT OF HEALTH & HUMAN SRVCS STATE LAB OF PUBLIC HEALTH			3	100%	3
320 S TRANSIT ST		3			3
SANFORD MOBILE LAB			3	100%	3
NEW YORK STATE DEPARTMENT OF HEALTH		1	2	67%	3
CVS PA2688POCT COLLEGEVILLE		3			3
CVS TN7144POCT BARTLETT		3			3
CERTIVIA LABORATORIES			3	100%	3
MISSISSIPPI CARE CENTER OF DEKALB LLC		3			3
CVS SC5471POCT LEXINGTON		2	1	33%	3
LEE COMMUNITY HEALTHCARE INC DUNBAR		3			3
LIFE CARE CENTER OF SKAGIT VALLEY		3			3
CVS TX2876POCT PROSPER		3			3
FLORIDA GASTROENTEROLOGY ASSOCIATES PA		3			3
SARASOTA IMMEDIATE CARE			3	100%	3
HEALGEN SCIENTIFIC			3	100%	3
MAYO		1	2	67%	3
LOCH HAVEN PEDIATRICS			3	100%	3
FLORIDA HOSPITAL PHYSICIANS GROUP		1	2	67%	3
SENTARA NORFOLK GENERAL HOSPITAL CENTRAL LAB			3	100%	3
PREMIER PEDIATRICS LLC			3	100%	3
EVERGREEN WOODS HEALTH & REHAB CENTER		2	1	33%	3
Wynfield Park Health and Rehabilitation		3			3
TARRANT COUNTY PUBLIC HEALTH		3			3
BNC Medical Investors, LLC Berrien Nursing & Rehabilitation Center		3			3
CARENOW-ATASCOCITA			3	100%	3
COVENANT PEDIATRICS		1	2	67%	3
CAREHERE LLC			3	100%	3
VA OUTPATIENT CLINIC-NEW PORT RICHEY			3	100%	3
WALGREENS #07502		3			3
JOSEPH SCHENKER MD PC		3			3
SSM HEALTH ST LOUIS MICROBIOLOGY LABORATORY		1	2	67%	3
COMMUNITY HEALTH CENTERS INC			3	100%	3
GO PATH LABORATORIES			3	100%	3
MANATEE MEMORIAL HOSPITAL CLINICAL LABORATORY			3	100%	3
NHC HealthCare, Cookeville		3			3
CENTRAL DUPAGE HOSPITAL			3	100%	3
TIFT REGIONAL HLTH SYSTEM, INC DBA SOU		3			3
ELITE PRIMARY CARE OF WAYCROSS			3	100%	3
PREMIER FAMILY AND SPORTS MEDICINE		2	1	33%	3
RICHMOND CITY DEPARTMENT OF PUBLIC HEALTH			3	100%	3
Brookcrest Nursing Home		3			3
CAMPAZZI CONCIERGE MEDICAL SERVICES		2	1	33%	3
TAMPA INTERNATIONAL AIRPORT			3	100%	3
24TH WEAPONS OF MASS DESTRUCTION - CIVIL SUPPORT		3			3

COVID-19: testing by laboratory

Data through Mar 30, 2021 verified as of Mar 31, 2021 at 09:25 AM

Data in this report are provisional and subject to change.

The numbers in the table below represent the number of Florida and non-Florida residents for whom test results were received by the Department of Health. A person can be tested by more than one laboratory and can have both positive and negative results. **Therefore, the sum of the numbers in each column will be larger than the total number of people tested.**

Reporting lab	Inconclusive	Negative	Positive	Percent positive	Total
SUMMIT MEDICAL GROUP – WEST ORANGE		3			3
ST. LUKE'S HOSPITAL - BETHLEHEM CAMPUS		1	2	67%	3
MONTANA PUBLIC HEALTH LAB			3	100%	3
WOODMARK AT UPTOWN ASSISTED LIVING		3			3
CUMBERLAND MEDICAL CENTER INC		3			3
CVS NC2749POCT CONCORD		3			3
CVS IN6605POCT INDIANAPOLIS		2	1	33%	3
APEX CLINICAL LABORATORIES INC		3			3
CVS RI326POCT NORTH SMITHFIELD		3			3
CVS IL4778POCT EVANSTON		3			3
Medilodge of Montrose		3			3
CVS CT288POCT BRISTOL		2	1	33%	3
HEPATOLOGY DIAGNOSTIC LAB			3	100%	3
MANATEE URGENT CARE LLC			3	100%	3
Gracemore Nursing and Rehab		3			3
ESTERO FIRE RESCUE		3			3
USCG ABBOTT BINAXNOW		2	1	33%	3
NORTH NAPLES HOSPITAL RESPIRATORY THERAPY DEPARTMENT			3	100%	3
CROWNE HEALTH CARE OF FORT PAYNE		2	1	33%	3
ALOHA HOME CARE LLC DBA ACCENTCARE HOME HEALTH OF		3			3
MINUTECLINIC DIAGNOSTIC OF PA LLC		3			3
ST. PETERSBURG PEDIATRICS- 38TH AVENUE			3	100%	3
Lakeview Village		3			3
LOYOLA UNIVERSITY MEDICAL CENTER LABORATORY			3	100%	3
ALLIANCE LABS @LRMC			3	100%	3
PICHARDO CLINIC, THE		1	2	67%	3
RUSSELL SAGE COLLEGE WELLNESS CENTER		3			3
CLINICAL CARE ASSOCIATES, INC			3	100%	3
CVS KS676POCT LAWRENCE		2	1	33%	3
CROSSROADS			2	100%	2
CVS AZ33POCT TEMPE		2			2
ADVANCED MEDICAL CARE			2	100%	2
NORTHWEST MEDICAL CENTER LABORATORY		2			2
ST JOHN'S RIVERSIDE HOSPITAL		2			2
DRR JMC URGENT CARE DONALD ROSS			2	100%	2
FLORIDA COMMUNITY HEALTH CENTERS, INC.			2	100%	2
CVS SC7567POCT BOILING SPRINGS		1	1	50%	2
LABTOX LABORATORIES			2	100%	2
EASTERN NIAGARA HOSPITAL		2			2
TENNESSEE DEPARTMENT OF HEALTH (TDH) - REGIONAL LABORATORY			2	100%	2
ST. VINCENT HOSPITAL			2	100%	2
LAB CORP OF AMER SAN DIEGO			2	100%	2
CARELINE PHARMACY AND HEALTHCARE SERVICES		1	1	50%	2
NLC LABS			2	100%	2
CALIFORNIA DIVISION OF COMMUNICABLE DISEASE CONTROL			2	100%	2
FKC AMELIA ISLAND DIALYSIS			2	100%	2
GASTROENTEROLOGY ASSOCIATES			2	100%	2

COVID-19: testing by laboratory

Data through Mar 30, 2021 verified as of Mar 31, 2021 at 09:25 AM

Data in this report are provisional and subject to change.

The numbers in the table below represent the number of Florida and non-Florida residents for whom test results were received by the Department of Health. A person can be tested by more than one laboratory and can have both positive and negative results. **Therefore, the sum of the numbers in each column will be larger than the total number of people tested.**

Reporting lab	Inconclusive	Negative	Positive	Percent positive	Total
CONWAY MEDICAL CENTER			2	100%	2
PruittHealth Lakehaven		2			2
JEFFERSON WASHINGTON TOWNSHIP HOSPITAL		2			2
Kroger 400 - The Little Clinic Hartley Bridge Rd		1	1	50%	2
WALGREENS NO 10512		1	1	50%	2
Cortland Acres Association		2			2
WURLAND NURSING AND REHABILITATION, L		2			2
DEVLAB, LLC			2	100%	2
VITAL CARE CLINIC, LLC			2	100%	2
VELOCITY URGENT CARE			2	100%	2
MEDEXPRESS URGENT CARE - BROOKHAVEN		2			2
APPLECARE VALDOSTA			2	100%	2
MEDEXPRESS URGEN CARE - EAST BRUNSWICK		2			2
CQUENTIA NGS, LLC			2	100%	2
MEDEXPRESS URGENT CARE - WEXFORD		2			2
BAPTIST HEALTHCARE - LAKEVIEW CENTER INC		2			2
GOLISANO PEDIATRICS PORT CHARLOTTE HARBOR		2			2
CVS IN6555POCT BROWNSBURG		2			2
BAPTIST HOSPITAL OF MIAMI MCI BROWARD LABORATORY			2	100%	2
MEDEXPRESS URGENT CARE - LINCOLN VILLA		2			2
HOCHBERG LOWER SCHOOL		2			2
QUEST DIAGNOSTICS INCORPORATED			2	100%	2
MINERS COLFAX MEDICAL CENTER		2			2
SIMPLY HEALTHCARE AND WELLNESS CLINIC, PC			2	100%	2
STEWART ST ELIZABETH MEDICAL CENTER			2	100%	2
CLEVELAND CLINIC IMAGING			2	100%	2
THE WINDSOR ORTEGA		2			2
PHOEBE BERKS HEALTH CARE CENTER		2			2
ATVIVO LLC		2			2
METROHEALTH SYSTEM			2	100%	2
John L. McClellan Memorial Veterans Hospital		2			2
OAKMONT EAST- GREENVILLE SC, LLC		2			2
Kroger 686 - The Little Clinic Farragut		2			2
BAPTIST HEALTH LEXINGTON			2	100%	2
ASCENSION ST VINCENT'S RIVERSIDE			2	100%	2
Kroger 853 - The Little Clinic East Broad Street		2			2
MEDEXPRESS URGENT CARE - CONWAY		2			2
Good Samaritan Society Waukon		2			2
CHARLOTTE COUNTY HEALTH DEPARTMENT			2	100%	2
RAPID MEDLAB (002MO)		2			2
CVS AZ5892POCT LAVEEN		2			2
FRASER MEMORIAL HOSPITAL		1	1	50%	2
LEHIGH MEDICAL AND RESEARCH CENTER, INC			2	100%	2
ManorCare Rehab Center of Marietta		2			2
SOMA MEDICAL CENTER PA #3 GREENACRES			2	100%	2
NAVAL MEDICAL CENTER			2	100%	2
BAYSHORE MEDICAL CENTER			2	100%	2

COVID-19: testing by laboratory

Data through Mar 30, 2021 verified as of Mar 31, 2021 at 09:25 AM

Data in this report are provisional and subject to change.

The numbers in the table below represent the number of Florida and non-Florida residents for whom test results were received by the Department of Health. A person can be tested by more than one laboratory and can have both positive and negative results. **Therefore, the sum of the numbers in each column will be larger than the total number of people tested.**

Reporting lab	Inconclusive	Negative	Positive	Percent positive	Total
Crowne Health Care of Greenville		2			2
CITY OF NEW YORK DEPARTMENT OF HEALTH			2	100%	2
CROSTOWN PHARMACY		2			2
Delaware Court Healthcare Center		2			2
UMHC HOLLYWOOD LABORATORY			2	100%	2
PHYSICIANS LABORATORY SERVICES			2	100%	2
FLORIDA MEDICAL CENTER			2	100%	2
OSF SAINT FRANCIS MEDICAL CENTER			2	100%	2
VISITING PHYSICIANS OF THE TREASURE COAST LLC			2	100%	2
ATLANTIC DIAGNOSTICS			2	100%	2
NORTHSIDE FAMILY MEDICINE AND URGENT CARE (HOLLY SPRINGS)		2			2
CHILDREN'S HEALTHCARE OF ATLANTA AT EG		2			2
SAFE PMC		2			2
RURAL/METRO MIDSOUTH, LAKE BALDWIN		2			2
MEMORIAL HOSPITAL OF SOUTH BEND			2	100%	2
VALLEY BAPTIST MEDICAL CENTER: BROWNSVILLE			2	100%	2
BIOMAT USA			2	100%	2
WALGREENS #05477		2			2
BLUEWATER TOXICOLOGY			2	100%	2
INSPIRE HEALTHCARE CENTER			2	100%	2
MEDICAL ASSOCIATES OF BREVARD LLC		1	1	50%	2
University Center East			2	100%	2
FLORIDA KEYS PED & ADOLES CTR			2	100%	2
LARKIN COMMUNITY HOSPITAL PALM SPRINGS CAMPUS		1	1	50%	2
MEASE MANOR MEMORY CARE		2			2
NOVA SOUTHEASTERN UNIVERSITY - STUDENT MEDICAL CTR			2	100%	2
LABCORP OF AMERICA HOLDINGS		1	1	50%	2
CHAPPEL GROUP RESEARCH, THE		2			2
MILLERSVILLE UNIVERSITY HEALTH SERVICE		2			2
UHEALTH CARDIOLOGY			2	100%	2
CVS NC2559POCT CHARLOTTE		2			2
MEDEXPRESS URGENT CARE - LINCOLN N 26T		2			2
PALM CITY NURSING AND REHAB CENTER			2	100%	2
PEDIATRIC HEALTH CARE		1	1	50%	2
CIGNA GATEWAY			2	100%	2
MAINE CENTER FOR DISEASE CONTROL AND PREVENTION			2	100%	2
HAILE MEDICAL GROUP PA		2			2
HEARTLAND HOME HEALTH CARE		2			2
Stillwater Healthcare		2			2
ANNE ARUNDEL MEDICAL CENTER			2	100%	2
WEST FLORIDA MEDICAL ASSOCIATES, PA			2	100%	2
CVS IN6559POCT AVON		2			2
WAKULLA URGENT CARE & DIAGNOSTIC			2	100%	2
UNM SANDOVAL REGIONAL MEDICAL CENTER		2			2
LAKE SUCCESS EXTENDED CARE		2			2
COBLESKILL REGIONAL HOSPITAL		2			2

COVID-19: testing by laboratory

Data through Mar 30, 2021 verified as of Mar 31, 2021 at 09:25 AM

Data in this report are provisional and subject to change.

The numbers in the table below represent the number of Florida and non-Florida residents for whom test results were received by the Department of Health. A person can be tested by more than one laboratory and can have both positive and negative results. **Therefore, the sum of the numbers in each column will be larger than the total number of people tested.**

Reporting lab	Inconclusive	Negative	Positive	Percent positive	Total
BIRMINGHAM INTERNAL MEDICINE ASSOCIATE		1	1	50%	2
Granville Center	1	1			2
IN AND OUT URGENT CARE			2	100%	2
BIOHEALTH MEDICAL LAB INC			2	100%	2
NATIONWIDE LABORATORY SERVICES		1	1	50%	2
Kroger 739 - The Little Clinic La Grange Road		2			2
MEDEXPRESS URGENT CARE - ROSS TOWNSHIP		2			2
WELL HEALTH LABS			2	100%	2
MINUTECLINIC DIAG OF IND, LLC #6250		2			2
AdventHealth Care Center Orlando North			2	100%	2
BAYCARE LABORATORIES			2	100%	2
SUNBRIDGE CARE & REHAB FOR DECATUR		2			2
AFC/DOCTORS EXPRESS NORTH BERGEN		2			2
MCLAREN REGIONAL MEDICAL CENTER			2	100%	2
LEGACY LABORATORY SERVICES			2	100%	2
Kroger 619 - The Little Clinic Hendersonville Indian Lake		2			2
AUSTIN REGIONAL CLINIC MICROBIOLOGY LAB			2	100%	2
CVS OH3980POCT KENT		2			2
LEXINGTON PLACE			2	100%	2
RICHICHI FAMILY HEALTH			2	100%	2
ASPIRUS RIVERVIEW HOSPITAL & CLINICS INC		1	1	50%	2
KIDSVILLE PEDIATRICS IV PA		1	1	50%	2
NORTH MCALLEN PEDIATRIC CENTER			2	100%	2
NEMOURS CHILDREN'S URGENT CARE LAKE NONA			2	100%	2
PINELLAS CHD - CLEARWATER		1	1	50%	2
KJ MEDICAL PRACTICE PC		2			2
MEDERI CARETENDERS		1	1	50%	2
OAKBRIDGE TERRACE AT SAE			2	100%	2
Kroger 127 - The Little Clinic Lakewood-Alameda		2			2
SOUTHEAST GEORGIA HEALTH SYSTEM			2	100%	2
Covington Care Nursing and Rehabilitation		2			2
ACN PHYSICIANS GROUP CORP			2	100%	2
MEMORIAL HOSPITAL OF TAMPA			2	100%	2
LIFELINK TRANSPLANT INSTITUTE LAB		1	1	50%	2
WALGREENS #3811			2	100%	2
FLAGLER PROFESSIONAL HEALTH CAE SERVICES INC		2			2
Alden Terrace of McHenry			2	100%	2
RIVERVIEW MEDICAL CLINIC		2			2
BAPTIST HOSPITAL PRIMARY CARE GULF BREEZE			2	100%	2
Life Care Center of Elyria		2			2
DOCTORS HOSPITAL OF AUGUSTA		2			2
RAJ K PAI MD PA			2	100%	2
Kings County Hospital Center			2	100%	2
UVA HEALTH SYSTEM MEDICAL LABORATORIES			2	100%	2
ATLAS GENOMICS			2	100%	2
CARTERSVILLE MEDICAL CENTER			2	100%	2
Luther Acres Manor		2			2

COVID-19: testing by laboratory

Data through Mar 30, 2021 verified as of Mar 31, 2021 at 09:25 AM

Data in this report are provisional and subject to change.

The numbers in the table below represent the number of Florida and non-Florida residents for whom test results were received by the Department of Health. A person can be tested by more than one laboratory and can have both positive and negative results. **Therefore, the sum of the numbers in each column will be larger than the total number of people tested.**

Reporting lab	Inconclusive	Negative	Positive	Percent positive	Total
THE RIM URGENT CARE			2	100%	2
LOWELL GENERAL HOSPITAL			2	100%	2
NORTHSIDE HOSPITAL D/B/A ARTHRITIS		2			2
PENSACOLA MEDICAL CLINIC LLC			2	100%	2
GOOD SAMARITAN HOSPITAL		1	1	50%	2
EXCEPTIONAL EMERGENCY CENTER - AMARILLO			2	100%	2
MEASE COUNTRYSIDE HOSPITAL CARDIAC REH			2	100%	2
Alden Des Plaines			2	100%	2
FIRST PREVENTION AND DIALYSIS CENTER LLC			2	100%	2
Elba Nursing and Rehabilitation Center, LLC		2			2
MEDSTAR HARBOR HOSPITAL			2	100%	2
LONG, SARAH		1	1	50%	2
CVS MA41POCT TAUNTON		2			2
TULANE MEDICAL CENTER			2	100%	2
The Grand Rehabilitation & Nursing Utica		2			2
UNITED MEMORIAL MEDICAL CENTER			2	100%	2
BROOKDALE PALM BEACH GARDENS			2	100%	2
GREEN POINT RX INC DBA ALTRU CHEMISTS		2			2
BAYLOR COLLEGE OF MEDICINE			2	100%	2
SOUTH TAMPA AFTER HOURS CLINIC			2	100%	2
ROPER HOSPITAL			2	100%	2
SOWAL HEALTH & DRUG			2	100%	2
EXPRESSCARE URGENT CARE CENTER			2	100%	2
CLINICAL REFERENCE LABORATORY, INC		2			2
VA SALT LAKE CITY HCS		2			2
MEDEXPRESS URGENT CARE - DERBY N ROCK		2			2
FLORIDA MEDICAL CLINIC IM LUTz			2	100%	2
GULF COAST REGIONAL MEDICAL CARE		2			2
WELLSTAR WEST GEORGIA MEDICAL CENTER		2			2
UNIVERSITY OF MARYLAND MEDICAL CENTER			2	100%	2
HCR MANOR CARE SERVICES OF FLORIDA III INC		2			2
Kroger 519 - The Little Clinic Georgesville Square		2			2
SUNSHINE PHARMACY		2			2
CVS AZ5477POCT SURPRISE		2			2
MINUTECLINIC DIAGNOSTIC MEDICAL		2			2
INTERNAL MEDICINE SPECIALISTS MEDICAL GROUP, PA		2			2
BOSTON PUBLIC HEALTH COMMISSION			2	100%	2
SIMMONS			2	100%	2
HARRINGTON PARK HEALTH AND REHAB		2			2
NORTHSIDE FAMILY MEDICINE AND URGENT CARE (EAST COBB)		2			2
AMERICAN RESEARCH CENTERS OF FLORIDA			2	100%	2
Jackson Health Care Facility			2	100%	2
PIEDMONT FAYETTE HOSPITAL		1	1	50%	2
FLORIDA DEPARTMENT OF HEALTH (FDOH)			2	100%	2
FALLSBURG CHAI		2			2
FLORIDA DEPARTMENT OF HEALTH PINELLAS COUNTY-			2	100%	2
Birchaven		2			2

COVID-19: testing by laboratory

Data through Mar 30, 2021 verified as of Mar 31, 2021 at 09:25 AM

Data in this report are provisional and subject to change.

The numbers in the table below represent the number of Florida and non-Florida residents for whom test results were received by the Department of Health. A person can be tested by more than one laboratory and can have both positive and negative results. **Therefore, the sum of the numbers in each column will be larger than the total number of people tested.**

Reporting lab	Inconclusive	Negative	Positive	Percent positive	Total
MORRISTOWN MEMORIAL HOSPITAL		2			2
Greystone Nursing and Rehab, LLC			2	100%	2
ADVENTIST HINSDALE HOSPITAL LABORATORY			2	100%	2
CARTER BLOOD CARE			2	100%	2
MAURY REGIONAL MEDICAL CENTER		2			2
PRIMARY HEALTH CARE ASSOCIATES INC			2	100%	2
WALGREENS #06583		2			2
ACCESS LABORATORIES LLC			2	100%	2
Timber Ridge Health Care Center			2	100%	2
MARYWOOD NURSING CARE CENTER		2			2
CVS NV8784POCT LAS VEGAS		1	1	50%	2
FLORIDA SCHOOL FOR THE DEAF & BLIND			2	100%	2
WILSON MEMORIAL HOSPITAL			2	100%	2
TEXAS REGIONAL ASTHMA & ALLERGY CENTER			2	100%	2
APC PEDIATRICS			2	100%	2
CENTRAL ARKANSAS VETERANS HEALTHCARE SYSTEM - VETERANS AFFAIRS			2	100%	2
MEDICAL CENTER LABORATORY			2	100%	2
SCIENTIFIC LABORATORY COMPANY		2			2
UNIVERSITY OF MIAMI SCCC RESEARCH LABORATORY			2	100%	2
OLYMPUS HEALTH AND PERFORMANCE			2	100%	2
HOME CARE PHARMACY OF PALM COAST INC		2			2
BIONIC TECHNOLOGIES CORPORATION			2	100%	2
HOLY FAMILY MEDICAL CENTER		1	1	50%	2
DELAWARE DIAGNOSTICS LABS			2	100%	2
GRACE HEALTHCARE OF LAKE WALES		1	1	50%	2
TMH EC NORTHEAST LABORATORY			2	100%	2
PALOS COMMUNITY HOSPITAL LABORATORY			2	100%	2
TWIN LAKES REHAB & HEALTHCARE		2			2
MARCO ISLAND MEDICAL CENTER			2	100%	2
Kroger 550 - The Little Clinic Bellevue		2			2
Hackensack Univ Medical Center At Pasc		1	1	50%	2
AGILE URGENT CARE			2	100%	2
POMONA VALLEY COMMUNITY HOSPITAL			2	100%	2
NORTON IMMEDIATE CARE CENTER - PRESTON			2	100%	2
COOK HOSPITAL AND CARE CENTER		1	1	50%	2
CHNJ		2			2
Kroger 441 - The Little Clinic Middletown		2			2
SENDER RETREAT ADULT DAY CARE CENTERS			2	100%	2
BERNHARDT LABORATORIES INC			2	100%	2
METHODIST MANSFIELD MEDICAL CENTER			2	100%	2
PHYSICIANS PREMIER			2	100%	2
DEBORAH HEART AND LUNG CENTER		2			2
SOUTHEASTERN IMMEDIATE CARE- MILLEDGEVILLE GA			2	100%	2
VIRGINIA DEPT OF HEALTH OFFICE OF EPIDEMIOLOGY			2	100%	2
ALL PEDIATRIC CARE PA			2	100%	2
AUGUSTA HEALTH SKILLED CARE			2	100%	2
RABI SINHA, MD		2			2

COVID-19: testing by laboratory

Data through Mar 30, 2021 verified as of Mar 31, 2021 at 09:25 AM

Data in this report are provisional and subject to change.

The numbers in the table below represent the number of Florida and non-Florida residents for whom test results were received by the Department of Health. A person can be tested by more than one laboratory and can have both positive and negative results. **Therefore, the sum of the numbers in each column will be larger than the total number of people tested.**

Reporting lab	Inconclusive	Negative	Positive	Percent positive	Total
WILLOW CREEK RETIREMENT CENTER		2			2
GARDENS PEDIATRICS			2	100%	2
TRINITY DIALYSIS			2	100%	2
MIDDLE TENN MENTAL HEALTH INSTITUTE		2			2
LABRADOR PRIMARY CARE CENTER			2	100%	2
STANFORD HEALTH CARE ANATOMIC PATHOLOGY & CLINICAL LAB			2	100%	2
UW HOSPITAL AND CLINICS		1	1	50%	2
HOUSTON HEALTH DEPARTMENT - BUREAU OF LABORATORY SERVICES			2	100%	2
HAMILTON COUNTY HEALTH DEPARTMENT		2			2
HOLY TRINITY PHARMACY LLC		2			2
MY PHARMACY			2	100%	2
CVS OH6167POCT ASHLAND		2			2
NYU LANGONE HUNTINGTON MEDICAL GROUP		2			2
CVS MO8581POCT BLUE SPRINGS		1	1	50%	2
Imboden Creek Living Center		2			2
RENE F CEDENO DMD PA		2			2
MID AMERICA CLINICAL LABS			2	100%	2
UC CORAL GABLES			2	100%	2
ROYAL CARE MEDICAL CENTER			2	100%	2
VOLUNTEERS OF AMERICA OF FLORIDA			2	100%	2
CVS NH2257POCT MANCHESTER		2			2
MOBILE HEALTH LABS LLC			2	100%	2
UNIVERSITY OF MIAMI HOSPITALS & CLINIC			2	100%	2
NATHAN LITTAUER HOSPITAL LAB		2			2
CONCENTRA - ORLANDO SOUTH II		2			2
TEXAS HEALTH CARE			2	100%	2
CPL LABS			2	100%	2
A+ URGENT/PRIMARY CARE			2	100%	2
SACRED HEART HOSPITAL ON THE EMERALD			2	100%	2
VANAYER HEALTHCARE AND REHAB CENTER		2			2
CVS AZ7075POCT CHANDLER		2			2
THE EDGEWATER AND WATERMAN VILLAGE			2	100%	2
WALGREENS #15495		1	1	50%	2
BROOKS -TLC HOSPITAL SYSTEM			2	100%	2
Green Mountain Nursing and Rehabilitation		2			2
Kroger 328 - The Little Clinic Henderson Road		2			2
MEDEXPRESS URGENT CARE - CHERRY HILL		2			2
NAVAL BRANCH MEDICAL CLINIC			2	100%	2
UNIVERSITY COMMUNITY HEALTH SERVICES		1	1	50%	2
WELLNESS MEDICAL CLINIC			2	100%	2
Wetumpka Health and Rehab, LLC		2			2
CVS NV5286POCT HENDERSON		2			2
UNIVERSITY OF TEXAS AT EL PASO, THE			2	100%	2
SOUTH HILLSBOROUGH CBOC			2	100%	2
PM PEDIATRICS OF BAYSIDE PLLC - HOPEWELL JUNCTION		2			2
CVS NM7242POCT ALBUQUERQUE		2			2
WESTMINSTER SUNCOAST			2	100%	2

COVID-19: testing by laboratory

Data through Mar 30, 2021 verified as of Mar 31, 2021 at 09:25 AM

Data in this report are provisional and subject to change.

The numbers in the table below represent the number of Florida and non-Florida residents for whom test results were received by the Department of Health. A person can be tested by more than one laboratory and can have both positive and negative results. **Therefore, the sum of the numbers in each column will be larger than the total number of people tested.**

Reporting lab	Inconclusive	Negative	Positive	Percent positive	Total
MINUTECLINIC, DIAGNOSTIC OF TEXAS, LLC		2			2
A G RHODES HOME AT WESLEY WOODS		2			2
BAY CORRECTIONAL AND REHABILITATION FACILITY			2	100%	2
Tidelands Health Rehabilitation Hospital			2	100%	2
ADVENTHEALTH MEDICAL GROUP FAMILY AND INTERNAL		1	1	50%	2
PPD CLINICAL RESEARCH UNIT			2	100%	2
MAJESTIC GUARDIANS			2	100%	2
BAYCARE OUTREACH LAB			2	100%	2
FLORIDA MEDICAL CLINIC, LLC			2	100%	2
MED-LAKE LABORATORY, LLC			2	100%	2
CSS- TWELVE OAKS			2	100%	2
DUKE HEALTH REGIONAL HOSPITAL			2	100%	2
ST JOSEPH'S HOSPITAL INC			2	100%	2
Macon Valley Nursing and Rehabilitation Center		2			2
CVS CA9497POCT IRVINE		2			2
VALUE DRUGS GREENLAWN INC		2			2
Kroger 745 - The Little Clinic Somerset		2			2
MOUNT SINAI MEDICAL CENTER OF FLORIDA, INC			2	100%	2
SOMA MEDICAL CENTER P.A. #4			2	100%	2
OPTUM FLORIDA		2			2
PT&J REHAB LLC		1	1	50%	2
Iowa Veterans Home		2			2
UHEALTH CORAL SPRINGS			2	100%	2
Hartwell Health and Rehabilitation		2			2
WALGREENS #13605		2			2
CLEVELAND CLINIC FLORIDA LABORATORY			2	100%	2
WISE HEALTH SYSTEM		1	1	50%	2
CREATIVE HEALTH CENTER			2	100%	2
GENETIC ASSAYS INC			2	100%	2
AMICUS MEDICAL CENTER LLC			2	100%	2
Henry County Health and Rehabilitation		2			2
ASANTE THREE RIVERS MEDICAL CENTER LAB		2			2
POMERENE HOSPITAL			2	100%	2
ORMOND BEACH URGENT CARE			2	100%	2
HOPE HEALTH & WELLNESS		2			2
VILLAGES HEALTH SYSTEM, LLC, THE			2	100%	2
Walgreens #9278		2			2
VAULT HEALTH			2	100%	2
HEALTH PARTNERS REGIONAL HOSPITAL			2	100%	2
DEER'S HEAD CENTER		2			2
MEDEXPRESS URGENT CARE-SELINGSGROVE		2			2
ACCESS MEDICAL GROUP OF FLORIDA CITY			2	100%	2
AHC Forest cove		2			2
RRMC CREEKSIDE LAB		2			2
IP BOISE 1		1	1	50%	2
DAYTON CHILDRENS HOSPITAL LAB			2	100%	2
DMC UNIVERSITY LABORATORIES		1	1	50%	2

COVID-19: testing by laboratory

Data through Mar 30, 2021 verified as of Mar 31, 2021 at 09:25 AM

Data in this report are provisional and subject to change.

The numbers in the table below represent the number of Florida and non-Florida residents for whom test results were received by the Department of Health. A person can be tested by more than one laboratory and can have both positive and negative results. **Therefore, the sum of the numbers in each column will be larger than the total number of people tested.**

Reporting lab	Inconclusive	Negative	Positive	Percent positive	Total
MEMORIAL HEALTH UNIVERSITY MEDICAL CENTER			2	100%	2
WEST HOUSTON MEDICAL CENTER			2	100%	2
MIAMI DADE MEDICAL RESEARCH INSTITUTE			2	100%	2
PALM BAY COMMUNITY OUTPATIENT CLINIC		2			2
MINUTECLINIC DIAG OF IND, LLC #4368		2			2
PALMS OF FT MYERS,THE			2	100%	2
DR. G'S URGENT CARE			2	100%	2
Jacob's Creek Nursing and Rehabilitation Center		2			2
Cottage of the Shoals		2			2
PEACE RIVER MEDICAL CENTER		2			2
WOMACK ARMY MEDICAL CENTER			2	100%	2
MINUTECLINIC DIAGNOSTIC, PA #10252		2			2
C19 LABS			2	100%	2
Edinboro Manor		2			2
MEDEXPRESS URGENT CARE-MT PLEASANT		1	1	50%	2
BENEVA LAKES ASSISTED LIVING CENTER			2	100%	2
UPS			2	100%	2
MONICE DR.			2	100%	2
OCALA REGIONAL KIDNEY CENTER-WEST			2	100%	2
Colonial Manor Nursing and Rehabilitation Center		2			2
CVS TX7603POCT SAGINAW		2			2
EASTLAKE MEDICAL CENTER		2			2
STARR CITY OF ROMA COMMUNITY CENTER			2	100%	2
MEMORIAL HOSPITAL OF CARBONDALE			2	100%	2
SANFORD REGIONAL HOSPITAL WORTHINGTON		2			2
New Jersey Aim At Smg		2			2
MEDRITE MEDICAL CARE PC		2			2
Kroger 096 - The Little Clinic Orchard and Holly		2			2
BOCA RATON REGIONAL HOSPITAL INC			2	100%	2
CVS OH5457POCT POWELL		2			2
CVS PA10825POCT PLYMOUTH MEETING		2			2
Kroger 777 - The Little Clinic Shelbyville		1	1	50%	2
TRICORE REFERENCE LABORATORY		1	1	50%	2
UT PATH			2	100%	2
CATSKILL REGIONAL MEDICAL CENTER		2			2
REHOBOTH MCKINLEY CHRISTIAN HOSPITAL		2			2
REELFOOT FAMILY WALK IN CLINIC - TIPT		2			2
LINIL VISITING NURSES, INC		2			2
MEDEXPRESS URGENT CARE - CEDAR KNOLLS		2			2
SOUTH DAKOTA DEPARTMENT OF HEALTH		2			2
UPSON REGIONAL MEDICAL CENTER		1	1	50%	2
UTMB PATHOLOGY CLINICAL SERVICES LABORATORY			2	100%	2
DOCTOR'S IN-HOUSE LAB/COMMUNITY HEALTH CENTERS OF PINELLAS - JOHNNIE R			2	100%	2
PTC LABORATORIES			2	100%	2
PM PEDIATRICS OF SELDEN, PLLC		2			2
ASSOCIATES IN UROGYNECOLOGY MD LLC		2			2
PRONTO URGENT CARE			2	100%	2

COVID-19: testing by laboratory

Data through Mar 30, 2021 verified as of Mar 31, 2021 at 09:25 AM

Data in this report are provisional and subject to change.

The numbers in the table below represent the number of Florida and non-Florida residents for whom test results were received by the Department of Health. A person can be tested by more than one laboratory and can have both positive and negative results. **Therefore, the sum of the numbers in each column will be larger than the total number of people tested.**

Reporting lab	Inconclusive	Negative	Positive	Percent positive	Total
BRANDYWYNE HEALTH CARE CENTER			2	100%	2
Kroger 647 - The Little Clinic Newnan Crossings		1	1	50%	2
Kroger 409 - The Little Clinic Hebron Marketplace		1	1	50%	2
CVS OH4327POCT PAINESVILLE		2			2
GRANDVIEW COLLEGE STUDENT HEALTH CENTE		2			2
MID-FLORIDA HEMATOLOGY AND ONCOLOGY CENTERS		2			2
WARE EXPRESS CARE			2	100%	2
AMEDISYS HOME HEALTH OF GREENVILLE			2	100%	2
CVS IN6608POCT NEW PALESTINE			2	100%	2
RAINY LAKE MEDICAL CENTER			2	100%	2
AMERICAN MEDICAL LABORATORIES			2	100%	2
GOLDSTEIN			2	100%	2
HERNANDO CHILDREN'S			2	100%	2
DALLAS VA MEDICAL CENTER - VA NORTH TEXAS HEALTH CARE SYSTEM			2	100%	2
Kroger 667 - The Little Clinic Litchfield Park		2			2
ALVERNO CLINICAL LABORATORIES			2	100%	2
EXPRESS CARE OF THE SHOALS		1	1	50%	2
Cedar Valley Nursing & Rehab Center		2			2
PEACEHEALTH CENTRAL		2			2
GIGI WOOD DAVIS DO-FAMILY MEDICINE		2			2
CAREWELL JW - WORCESTER LNC			2	100%	2
MEDEXPRESS URGENT CARE - WICHITA, N MAIZE RD		1	1	50%	2
ANDERSON COUNTY HOSPITAL			2	100%	2
COASTAL MEDICAL LAB			2	100%	2
THOMASVILLE REGIONAL MEDICAL CENTER		2			2
PRIMARY CARE SERVICES AT EDGEWATER		2			2
MEDEXPRESS URGENT CARE - WOODBURY			2	100%	2
CVS KY2332POCT GEORGETOWN		1	1	50%	2
107TH PLACE GROUP HOME		2			2
CVS OH4300POCT STRONGSVILLE		2			2
COLONIAL VILLA GOOD SAMARITAN CENTER		2			2
PARKLAND HEALTH & HOSPITAL			2	100%	2
SENECA HEALTH CARE CENTER		2			2
CVS NV2989POCT NORTH LAS VEGAS		1	1	50%	2
Durham VAMC		2			2
Holiday Retirement Home			2	100%	2
JACKSONVILLE VA OPC			2	100%	2
SUNCOAST BLOOD BANK			2	100%	2
MEDEXPRESS URGENT CARE-BLOOMFIELD AVEN		2			2
Advanced Rehabilitation and Healthcare of Wichita Falls		2			2
CVS MI8091POCT FRASER		2			2
Van Wert Manor		2			2
DNA DIAGNOSTICS CENTER		2			2
CVS MA137POCT QUINCY		2			2
COLUMBIA COTTAGE		2			2
ORLANDO COVID TEST , LLC		1	1	50%	2
SOUTHEASTERN INSTITUTE OF RESTORATIVE MEDICINE		1	1	50%	2

COVID-19: testing by laboratory

Data through Mar 30, 2021 verified as of Mar 31, 2021 at 09:25 AM

Data in this report are provisional and subject to change.

The numbers in the table below represent the number of Florida and non-Florida residents for whom test results were received by the Department of Health. A person can be tested by more than one laboratory and can have both positive and negative results. **Therefore, the sum of the numbers in each column will be larger than the total number of people tested.**

Reporting lab	Inconclusive	Negative	Positive	Percent positive	Total
MARLBORO URGENT CARE		2			2
BELLIN HOSPITAL			2	100%	2
OAKMONT WEST- GREENVILLE SC		2			2
CLEAR LAKE REGIONAL MEDICAL CENTER			2	100%	2
NORTH OKALOOSA PHYSICIAN GRP - WALK IN CLINIC			2	100%	2
RAPID URGENT CARE - ALBANY			2	100%	2
HAMILTON CHD		2			2
ORLANDO LUTHERAN TOWERS		1	1	50%	2
SPECIALTY LABORATORIES			2	100%	2
CVS OH4301POCT NORTHFIELD		2			2
Church Creek SNF			2	100%	2
MILFORD REGIONAL HOSPITAL			2	100%	2
CVS M05724POCT KANSAS CITY		2			2
MASSACHUSETTS DEPARTMENT OF HEALTH			2	100%	2
Piney Grove Nursing and Rehabilitation Center		2			2
WEAKLEY COUNTY REHAB AND NURSING CENTER		2			2
PENINSULA REGIONAL MED CTR LAB			2	100%	2
CVS OH4499POCT LYNDHURST		2			2
MEDEXPRESS URGENT CARE - LAWRENCE		2			2
MOBILE COUNTY HEALTH DEPARTMENT		1	1	50%	2
CVS IL2788POCT BUFFALO GROVE		2			2
INA		1	1	50%	2
ST. MARY'S MEDICAL CENTER EVANSVILLE, INC			2	100%	2
Heartland Healthcare Center Boca Raton			2	100%	2
CDK LIBERTY ENTERPRISES, LLC		2			2
BAYCARE OUTREACH LAB WH SOUTH			2	100%	2
EASTERN NEW MEXICO UNIVERSITY STUDENT		2			2
JUST BELIEVE RECOVERY CENTER			2	100%	2
JMC TALLAHASSEE, LLC			2	100%	2
CVS AZ9290POCT PHOENIX		2			2
ATHENA CARE RESOURCES LLC		2			2
STARR COUNTY MEMORIAL HOSPITAL			2	100%	2
PRECISION DIAGNOSTIC INC		2			2
Cooperstown Center for Nursing and Rehabillitation		2			2
DEKALB MEDICAL CENTER LABORATORY			2	100%	2
JORDAN VALLEY MEDICAL CENTER			2	100%	2
ST JOSEPHS HOSPITAL PATHOLOGY LAB		2			2
SPRINGS MEDICAL LAB		1	1	50%	2
URGENT CARE AND SURGERY CENTER			2	100%	2
BFT LAB			2	100%	2
MEDEXPRESS URGENT CARE - OMAHA N 72 ST		2			2
MERCY HEALTH LAB		1	1	50%	2
MAGNOLIA MANOR OF COLUMBUS		2			2
LIFT HEALTH		2			2
MC MEDICAL			2	100%	2
GALEN BAYLOR EXTENSION		2			2
ROBERTS WESLEYAN COLLEGE HEALTH CENTE		2			2

COVID-19: testing by laboratory

Data through Mar 30, 2021 verified as of Mar 31, 2021 at 09:25 AM

Data in this report are provisional and subject to change.

The numbers in the table below represent the number of Florida and non-Florida residents for whom test results were received by the Department of Health. A person can be tested by more than one laboratory and can have both positive and negative results. **Therefore, the sum of the numbers in each column will be larger than the total number of people tested.**

Reporting lab	Inconclusive	Negative	Positive	Percent positive	Total
CVS SC2497POCT LEXINGTON		2			2
SHERIDAN AT HOBE SOUND, THE			2	100%	2
NEBRASKA MEDICAL CENTER			2	100%	2
MEDEXPRESS URGENT CARE, HANOVER		2			2
WyndRidge Health & Rehabilitation		2			2
CVS MA920POCT CLINTON		2			2
MINUTECLINIC DIAGNOSTIC OF KANSAS, PC		2			2
MERCY CONVENIENT CARE			2	100%	2
LAWRENCE GENERAL HOSPITAL			2	100%	2
MIDWAY SPECIALTY CARE CENTER INC		2			2
RIVERSIDE METHODIST HOSPITAL LAB			2	100%	2
Bedford Care Center of Hattiesburg		2			2
CARESPOT URGENT CARE		1	1	50%	2
MAWD PATHOLOGY GROUP			2	100%	2
MEDAILLE COLLEGE WELLNESS CENTER		2			2
JACKSON LABORATORY OF GENOMIC MEDICINE		2			2
PUBLIX PHARMACY #1048		2			2
STOP URGENT CARE			2	100%	2
Oakmont of Katy Nursing and Rehabilitation		2			2
UWMC MONTLAKE DEPT OF LAB MED			2	100%	2
POPLAR HEALTHCARE			2	100%	2
MEDEXPRESS URGENT CARE - SPRINGDALE, S 40TH STREET		2			2
PRIMACARE MEDICAL LAKEWOOD			2	100%	2
SALEM VAMC		2			2
BAYMEADOWS PRIMARY CARE		2			2
CVS OH6185POCT PICKERINGTON		2			2
Bethel Lutheran Home		2			2
CHRISTUS SPOHN HOSPITAL			2	100%	2
St. Luke's Care Center		2			2
TWELVE OAKS RECOVERY CENTER			2	100%	2
ROCKWALL URGENT CARE			2	100%	2
WillowBrooke Court at Westminster Village		2			2
CVS MA217POCT TEWKSBURY		2			2
AFC PHYSICIANS OF FLORIDA, PA			2	100%	2
UNIVERSITY OF MISSOURI HEALTH CARE			2	100%	2
The Laurels of Hendersonville		2			2
JRS LABORATORY			2	100%	2
CATHOLIC HEALTH LABORATORY SERVICES		2			2
EXPRESS PHARMACY INC		1	1	50%	2
BLOSSOMS ASSISTED LIVING 1 LLC			2	100%	2
Lake Charles Healthcare LLC dba Landmark Lake Charles			2	100%	2
GOUVERNEUR HOSPITAL LABORATORY		2			2
MINUTECLINIC DIAGNOSTIC OF NEVADA-9586		1	1	50%	2
Kroger 412 - The Little Clinic Oxford		2			2
MAYO CLINIC BEACHES PRIMARY CARE CTR		2			2
MANSFIELD MEDICAL LODGE			2	100%	2
CVS OH3329POCT LAKEWOOD		2			2

COVID-19: testing by laboratory

Data through Mar 30, 2021 verified as of Mar 31, 2021 at 09:25 AM

Data in this report are provisional and subject to change.

The numbers in the table below represent the number of Florida and non-Florida residents for whom test results were received by the Department of Health. A person can be tested by more than one laboratory and can have both positive and negative results. **Therefore, the sum of the numbers in each column will be larger than the total number of people tested.**

Reporting lab	Inconclusive	Negative	Positive	Percent positive	Total
HUMC		1	1	50%	2
Crowne Health Care of Mobile		2			2
PROSPECT URGENT CARE			2	100%	2
PEDIATRICS IN NORTH FLORIDA PA			2	100%	2
PIEDMONT HENRY HOSPITAL, INC		2			2
MEMORIAL HERMANN HOSPITAL			2	100%	2
ROYAL OAK MEDICAL CENTER LLC DBA CHARACTER FAMILY			2	100%	2
ARLINGTON DIALYSIS CENTER LLC		2			2
JUPITER PEDIATRIC ASSOCIATES, PA		1	1	50%	2
NORTH COUNTRY FAMILY HEALTH CENTER INC		2			2
STAGES OF LIFE MEDICAL INSTITUTE			2	100%	2
CROSSROADS URGENT CARE DBA URGENT TEA		2			2
MELBOURNE URGENT CARE			2	100%	2
FIRST CHOICE MEDICAL PC			2	100%	2
ROUTE 16 PHARMACY LLC DBA HOLLAND PHAR		2			2
FLORIDA MEDICAL CLINIC RADIOLOGY DALE MABRY		2			2
CVS PA371POCT PHILADELPHIA		2			2
PIEDMONT WALTON HOSPITAL		2			2
PM PEDIATRICS OF BAYSIDE, PLLC - RIVE		2			2
MIDLAND MEMORIAL HOSPITAL			2	100%	2
AFC URGENT CARE GUNBARREL			2	100%	2
RENFREW CENTERS INC		2			2
INSPIRIT SENIOR LIVING			2	100%	2
Kroger 672 - The Little Clinic Bill Kennedy & Glenwood		2			2
DOCTORS CARE OF PALM COAST			2	100%	2
NEW GEN LABS			2	100%	2
CVS MINUTE CLINIC #5836		2			2
Walgreens #12427		1	1	50%	2
Lynwood		2			2
MEDEXPRESS URGENT CARE-SALINA, S 9TH ST		2			2
CORNERSTONE MEDICAL CARE OF BRANDON		2			2
MEDEXPRESS URGENT CARE - RUNNEMEDE		1	1	50%	2
CITRUS DERMATOLOGY			2	100%	2
EDGEWATER RETIREMENT MANOR			2	100%	2
Waycross Health and Rehabilitation		2			2
UF KANAPAHA LAB BEAKER		2			2
AL MANI HEALTH INSTUTUTE		2			2
EXCELTOX LABORATORIES LLC		2			2
CVS NJ1927POCT GREEN BROOK		2			2
Eugene J. Towbin Healthcare Center		2			2
PLAINS REGIONAL MEDICAL CENTER		2			2
ENVOY OF FORK UNION, LLC DBA ENVOY AT THE VILLAGE		2			2
HOME ACCESS HEALTH			2	100%	2
COVANCE			2	100%	2
DOWN HOME MEDICAL			2	100%	2
ADVANCED MEDICAL OF FLORIDA			2	100%	2
THE FOUNTAIN AT BOCA CIEGA BAY		2			2

COVID-19: testing by laboratory

Data through Mar 30, 2021 verified as of Mar 31, 2021 at 09:25 AM

Data in this report are provisional and subject to change.

The numbers in the table below represent the number of Florida and non-Florida residents for whom test results were received by the Department of Health. A person can be tested by more than one laboratory and can have both positive and negative results. **Therefore, the sum of the numbers in each column will be larger than the total number of people tested.**

Reporting lab	Inconclusive	Negative	Positive	Percent positive	Total
INTERMOUNTAIN MEDICAL CENTER			2	100%	2
MINUTE CLINIC DIAGNOSTIC OF KANSAS PA		2			2
TRUE HEALTH INC			2	100%	2
WHITESANDS OUTPATIENT TREATMENT		2			2
OPTUM PRIMARY CARE		1	1	50%	2
Mitchell Hollingsworth Nursing and Rehab		2			2
TGH Brandon Healthplex Laboratory			2	100%	2
NORTH DAKOTA VETERANS HOME		2			2
NYUMC CLINICAL LABORATORIES			2	100%	2
WALKONCLINIC			2	100%	2
SANTA ROSA COUNTY HEALTH DEPARTMENT			2	100%	2
ADVANCED FOOT AND ANKLE OF INDIAN RIVER		2			2
RAPID MD			2	100%	2
KIVA AT MOUNT DORA			2	100%	2
SHELL POINT HOME HEALTH			2	100%	2
YOUTH AND YOU, INC		2			2
MERCY HEALTH			2	100%	2
AZALEA HEALTH AND REHABILITATION		2			2
CRUC CMCH-COVID-19		2			2
Beth Sholom Home of Eastern Virginia		1	1	50%	2
Great Lakes Health Center			2	100%	2
RHODE ISLAND DEPARTMENT OF HEALTH LABORATORIES			2	100%	2
EASTSIDE MEDICAL CENTER		2			2
MAYO CLINIC GROUP PRACTICE LABORATORY			2	100%	2
TENNESSEE VALLEY HCS			2	100%	2
VA Greater LA HCS-Santa Maria OPC			2	100%	2
KEY WEST HMA PHYSICIAN MANAGEMENT, LLC			2	100%	2
Kroger 020 - The Little Clinic Wheat Ridge		2			2
WEST COAST PEDIATRICS			2	100%	2
PALM COAST DIALYSIS		2			2
SUMMERFIELD RETIREMENT LIVING, INC			2	100%	2
Absolut Care at Three Rivers		2			2
SYMPHONY OF BUFFALO GROVE		2			2
KEATING SPORTS CENTER		2			2
EXCUSED ABSENCE PLLC		2			2
UNITY LONGPOND		2			2
VALLEY MEDICAL LABORATORY			2	100%	2
WELLMED AT SOUTH STUART		2			2
Huntington Health Care and Rehabilitation Center		2			2
SPECTRUM HEALTH			2	100%	2
Buena Vista Care Center		2			2
BUCKINGHAM PAVILION INC		2			2
NIAGARA APOTHECARY INC		2			2
Workmens Circle Multicare Center		2			2
ASCENSION ST MICHAEL'S HOSPITAL LAB		1	1	50%	2
ILLINOIS DEPT OF PUBLIC HEALTH LABS			2	100%	2
Medilodge of Monroe		2			2

COVID-19: testing by laboratory

Data through Mar 30, 2021 verified as of Mar 31, 2021 at 09:25 AM

Data in this report are provisional and subject to change.

The numbers in the table below represent the number of Florida and non-Florida residents for whom test results were received by the Department of Health. A person can be tested by more than one laboratory and can have both positive and negative results. **Therefore, the sum of the numbers in each column will be larger than the total number of people tested.**

Reporting lab	Inconclusive	Negative	Positive	Percent positive	Total
APPLING NURSING & REHABILITATION PAVIL		2			2
MAGNOLIA ADULT, LLC			2	100%	2
MC DIAGNOSTIC OF CONNECTICUT, PC #252		1	1	50%	2
RAPID MEDLAB (004MO)		2			2
OMEGA RESEARCH CONSULTANTS			2	100%	2
TANNER MEDICAL CENTER LABORATORY		2			2
CONCENTRA - PLANT CITY		2			2
ALLEGHENY GENERAL HOSPITAL			2	100%	2
DIVERSE MEDICAL CARE LLC			2	100%	2
DOCTORS MEDICAL CTR OF WALTON COUNTY			2	100%	2
BMC/JACSONVILLE		1	1	50%	2
LAKEVIEW HEALTH CARE SYSTEM LLC			2	100%	2
Kroger 101 - The Little Clinic Hill Top		2			2
VA CBOC			2	100%	2
HAWAII DEPARTMENT OF HEALTH			2	100%	2
POINT OF CARE PRIVATE HEALTH MANAGEMENT			2	100%	2
CITRUS PARK			2	100%	2
DESERT HOSPITAL/CPHU CLINICAL LABORATORY			2	100%	2
441 URGENT CARE-MULBERRY			2	100%	2
MEDICAL CENTER, THE		2			2
Providence of Sparta Health and Rehabilitation		2			2
Essex Center for Rehabilitation and Healthcare		2			2
CHILDREN'S MEDICAL CENTER-EAST ORLANDO			2	100%	2
Walgreens #9890		2			2
PALM WEST INTERNIST PA			2	100%	2
PALMETTO FAMILY HEALTH CENTER			2	100%	2
CARENOW LENEXA			2	100%	2
MAIN STREET MEDICAL CENTERS		2			2
SAWGRASS PEDIATRIC PARTNERS LLC			2	100%	2
COX HEALTH SOUTH LAB		1	1	50%	2
HEALTH FIRST MEDICAL GROUP			2	100%	2
TRINITAS REGIONAL MEDICAL CENTER		1	1	50%	2
OELWEIN HEALTH CARE CENTER		2			2
DELRAY BEACH HEALTH CENTER			2	100%	2
GEISINGER MEDICAL CENTER		2			2
BAYSTATE MEDICAL CENTER		1	1	50%	2
RUST MEDICAL CENTER		2			2
CORTLAND PARK REHABILITATION AND NURSING CENTER		1	1	50%	2
NEMOURS CHILDRENS PRIMARY CARE			2	100%	2
U OF MIAMI MILLER SCHOOL OF MEDICINE			2	100%	2
Kroger 549 - The Little Clinic Clinton Highway		2			2
MATHER HOSPITAL			2	100%	2
LACORP		1	1	50%	2
FALCON HEALTH CENTER			2	100%	2
MEDLOGIC, LLC		2			2
SOUTHSIDE FAMILY MEDICAL		2			2
PUBLIX PHARMACY #1092		2			2

COVID-19: testing by laboratory

Data through Mar 30, 2021 verified as of Mar 31, 2021 at 09:25 AM

Data in this report are provisional and subject to change.

The numbers in the table below represent the number of Florida and non-Florida residents for whom test results were received by the Department of Health. A person can be tested by more than one laboratory and can have both positive and negative results. **Therefore, the sum of the numbers in each column will be larger than the total number of people tested.**

Reporting lab	Inconclusive	Negative	Positive	Percent positive	Total
UNIVERSITY OF MN MEDICAL CENTER EAST CAMPUS			2	100%	2
CVS NC4169POCT FAYETTEVILLE		2			2
MEDEXPRESS URGENT CARE - BENTON		2			2
ADVENTHEALTH IMAGING PARTIN SETTLEMENT			2	100%	2
WOMENS CARE FLORIDA LLC-LABORATORY		2			2
CVS MA1022POCT CAMBRIDGE		2			2
WALGREENS #10264		2			2
Crestwood Nursing Center		1	1	50%	2
CHESTERFIELD HEALTHCARE GROUP, INC		2			2
GERM BUSTERS 911 LLC			2	100%	2
BOND COMMUNITY HEALTH CENTER			2	100%	2
BROOKDALE ALTAMONTE SPRINGS			2	100%	2
MARCO ISLAND HOSPITAL INC D/B/A		1	1	50%	2
Garden Isle Healthcare and Rehabilitation Center		2			2
MARTIN MEDICAL CENTER INC		1	1	50%	2
NEW YORK PSYCHIATRIC INSTITUTE		2			2
PALM BEACH DIABETES & ENDOCRINE SPECIALISTS PA			2	100%	2
SOUTHERN TENNESSEE MEDICAL CENTER			2	100%	2
ADVENTHEALTH EAST ORLANDO EMPLOYEE CLINIC		2			2
CVS NV5942POCT LAS VEGAS		2			2
SUMMIT URGENT CARE PS			2	100%	2
AFC URGENT CARE CLEVELAND			2	100%	2
SHANDS JACKSONVILLE CLINICAL CENTER		1	1	50%	2
OUR LADY OF THE LAKE REGIONAL MEDICAL CENTER			2	100%	2
INN AT LAPOSADA,THE			2	100%	2
CVS NH1004POCT SALEM		1	1	50%	2
MEDEXPRESS URGENT CARE - BRIDGEVILLE		2			2
SCDHEC BUREAU OF LABORATORIES			2	100%	2
IN & OUT URGENT CARE METAIRIE			2	100%	2
LEGACY ER & URGENT CARE - FRISCO WEST			2	100%	2
COMPLETE HEALTH MEDICAL CENTER			2	100%	2
NEW YORK CITY CENTRAL COVID			2	100%	2
Warren Center for Rehabilitation and Nursing		2			2
BEAUFORT MEMORIAL			2	100%	2
UK HEALTHCARE			2	100%	2
THE CLUB AT BOYNTON BEACH, LLC			2	100%	2
MINUTECLINIC DIAG OF IND, LLC #6908		2			2
NORTHWELL HEALTH			2	100%	2
MEDPOST - NORTH DALLAS			2	100%	2
MANASOTA PEDIATRICS			2	100%	2
Kroger 687 - The Little Clinic Sugar Hill		1	1	50%	2
TEMPUS_LABS			2	100%	2
COUNTRY COTTAGE		2			2
Manor At Perrysburg		2			2
WARD MEMORIAL HOSPITAL		2			2
CVS PA4000POCT INDIANA		2			2
Walgreens #10207		2			2

COVID-19: testing by laboratory

Data through Mar 30, 2021 verified as of Mar 31, 2021 at 09:25 AM

Data in this report are provisional and subject to change.

The numbers in the table below represent the number of Florida and non-Florida residents for whom test results were received by the Department of Health. A person can be tested by more than one laboratory and can have both positive and negative results. **Therefore, the sum of the numbers in each column will be larger than the total number of people tested.**

Reporting lab	Inconclusive	Negative	Positive	Percent positive	Total
GINKGO-IXLAYER		2			2
ST. JOSEPH REGIONAL MEDICAL CENTER			2	100%	2
MINUTECLINIC MINUTECLINIC #4978		1	1	50%	2
UT AUSTIN UNIVERSITY HEALTH SERVICES			2	100%	2
NEMOURS CHILDREN'S PRIMARY CARE THE VILLAGES		2			2
EMORY JOHNS CREEK HOSPITAL		2			2
RAPID RESULT CORP LLC		1	1	50%	2
MAYO CLINIC COUMADIN CLINIC LABORATORY		1	1	50%	2
SWEETWATER NURSING CENTER		2			2
SIGNATURE CARE LEWISVILLE-EMERGENCY CENTER		1	1	50%	2
GRASSY SPRAIN PHARMACY INC		2			2
MINUTECLINIC #1773		2			2
ADVENT HEALTH CENTRAL TEXAS		1	1	50%	2
MINUTECLINIC DIAGNOSTIC OF OHIO #6192		2			2
The Palms Nursing and Rehabilitation		1	1	50%	2
CVS IL8750POCT CHICAGO		1	1	50%	2
WillowBrooke Court at Southampton Estates		2			2
87TH MEDICAL GROUP – MCGUIRE AMBULATORY CARE FACILITY		2			2
FLORIDA PRIMARY CARE CENTER PA		2			2
SOUTHERN BREEZE HEALTHCARE		1	1	50%	2
DURAND SENIOR CARE & REHAB CENTER		2			2
NEMOURS CHILDREN'S PRIMARY CARE OF VERO BEACH			2	100%	2
MD NOW URGENT CARE CENTER INC.			2	100%	2
HACKENSACK MERIDIAN URGENT CARE, PC		2			2
CARINGPLUS HOMECARE LLC		1	1	50%	2
CVS MN663POCT APPLE VALLEY		2			2
CVS MA2125POCT NATICK		1	1	50%	2
MEDEXPRESS URGENT CARE - EWING		2			2
JOHN D. ARCHBOLD MEM. HOSPITAL			2	100%	2
INTEAM HEALTH, INC.			2	100%	2
DUBOIS CONTINUUM OF CARE COMMUNITY INC		2			2
MIDDLEBURG PEDIATRICS			2	100%	2
UNIVERSTIY OF ILLINOIS HOSPITAL			2	100%	2
TMH PHYSICIAN PARTNERS MONTICELLO		1	1	50%	2
ACKERMAN CANCER CENTER		2			2
INSTANT MEDICAL CARE CENTER		1	1	50%	2
PLASMA MED RESEARCH DBA		2			2
ACCESS MEDICAL GROUP OF TAMPA II, INC		2			2
MOORE CLINICAL RESEARCH INC			2	100%	2
SPRINGFIELD HOSPITAL LABORATORY			2	100%	2
TALLAHASSEE MEMORIAL HEALTHCARE FAMILY MED RESIDENCY			2	100%	2
BROOKSVILLE DIALYSIS			2	100%	2
INTERNAL MEDICINE ASSOCIATES-DUNELLON			2	100%	2
WALK IN MEDICAL URGENT CARE PC		2			2
SPRINGHILL SENIOR RESIDENCE		2			2
SIGNAL DIAGNOSTICS DBA FLOWHEALTH LABS			2	100%	2
DELRAY BEACH HEALTH DEPT LAB			2	100%	2

COVID-19: testing by laboratory

Data through Mar 30, 2021 verified as of Mar 31, 2021 at 09:25 AM

Data in this report are provisional and subject to change.

The numbers in the table below represent the number of Florida and non-Florida residents for whom test results were received by the Department of Health. A person can be tested by more than one laboratory and can have both positive and negative results. **Therefore, the sum of the numbers in each column will be larger than the total number of people tested.**

Reporting lab	Inconclusive	Negative	Positive	Percent positive	Total
Chatham Nursing and Rehab Center		2			2
CEDARS-SINAI MEDICAL CENTER			2	100%	2
INTEGRATED REGIONAL LABS			2	100%	2
The Suites at Western Home Communities		2			2
TEQUESTA FAMILY MEDICAL CENTER LLC			2	100%	2
JULIE STAATS DO		2			2
FLORIDA MEDICAL CENTER OF CLEARWATER		2			2
HELEN HAYES HOSPITAL LABORATORY		2			2
VA OUTPATIENT PHARMACY			2	100%	2
MINUTECLINIC DIAGNOSTIC PA #7110		2			2
SMITH NORTHVIEW HOSPITAL LAB			2	100%	2
HPH HOME CARE		1	1	50%	2
BUFFALO CROSSINGS HEALTHCARE AND REHABILITATION CENTER			2	100%	2
WE CARE HOME HEALTH SOLUTIONS LLC			2	100%	2
PUBLIC HEALTH LABORATORY	1		1	50%	2
Kroger 130 - The Little Clinic Colorado Springs		2			2
TLC MEDICAL			2	100%	2
LILY PHARMACY		2			2
Kroger 426 - The Little Clinic Suwanee		2			2
FLORIDA CLINICAL LABORATORY INC			2	100%	2
FLORIDA DEPARTMENT OF HEALTH IN ESCAMBIA COUNTY		1	1	50%	2
FLORIDA MEDICAL CLINIC CARDIOLOGY-ZH			2	100%	2
LIFETIME FAMILY URGENT CARE			2	100%	2
Beecher Manor Nursing and Rehabilitation Center		2			2
STATCARE URGENT AND WALK-IN			2	100%	2
CVS AZ7841POCT TUCSON		2			2
VAULT MEDICAL SERVICES		1	1	50%	2
CHI MEMORIAL PRIMARY CARE ASSOCIATES-A		2			2
Camellia Gardens		2			2
Sevierville Health and Rehabilitation		2			2
CVS NH6596POCT HAMPTON		2			2
KAISER SUNNYSIDE MEDICAL CTR LAB		2			2
EVERYBODY'S FAMILY CLINIC		2			2
NEWTON MEMORIAL HOSPITAL		2			2
FHCP ASC - ORANGE CITY			2	100%	2
PARKRIDGE MEDICAL CENTER			2	100%	2
PINARD HOME HEALTH SERVICES INC			2	100%	2
CVS MA969POCT PALMER		2			2
ASHLEY PEDIATRICS			2	100%	2
Overton Brooks VAMC		2			2
ARCPPOINT LABS OF ALTAMONTE SPRINGS			2	100%	2
EXPRESS CARE WALK-IN CLINIC			2	100%	2
ESCANDON DIAGNOSTIC CLINIC			2	100%	2
Good Samaritan Society-Blackduck		1	1	50%	2
FLORIDA DEPARTMENT OF HEALTH IN LEE COUNTY		1	1	50%	2
OAKMONT OF UNION SC, LLC		2			2
CVS MA1877POCT NORTON		2			2

COVID-19: testing by laboratory

Data through Mar 30, 2021 verified as of Mar 31, 2021 at 09:25 AM

Data in this report are provisional and subject to change.

The numbers in the table below represent the number of Florida and non-Florida residents for whom test results were received by the Department of Health. A person can be tested by more than one laboratory and can have both positive and negative results. **Therefore, the sum of the numbers in each column will be larger than the total number of people tested.**

Reporting lab	Inconclusive	Negative	Positive	Percent positive	Total
VALUE DRUGS BRONXVILLE INC		2			2
The Friendly Home		2			2
SYLVAN NURSING			2	100%	2
SYNEOS HEALTH			2	100%	2
MEDEXPRESS URGENT CARE - MYLAN			2	100%	2
Walgreens #19019		2			2
SARASOTA MEMORIAL MEDICAL URGENT CARE CENTER			2	100%	2
BAPTIST HOSPITAL LABORATORY			2	100%	2
MINUTECLINIC DIAGNOSTIC, PA		2			2
THE DOCTOR'S OFFICE OF WEST CALDWELL		2			2
VENETIAN GARDENS		2			2
MD NOW URGENT CARE MEDICAL CENTERS INC			2	100%	2
VETERANS AFFAIRS MEDICAL CENTER - GREATER LOS ANGELES			2	100%	2
Lenawee Medical Care Facility		2			2
CONEMAUGH MEMORIAL MEDICAL CENTER		2			2
MEDICAL ASSOCIATES OF BREVARD DR S VYAS			2	100%	2
CVS TX19POCT SPRING		2			2
BERGEN COUNTY SURGICAL AND ENDOSCOPY CENTER		2			2
HAPPY KIDZ PEDIATRICS PL		1	1	50%	2
SPRING HILL REGIONAL HOSPITAL			2	100%	2
ADVANTA ANALYTICAL LABORATORIES			2	100%	2
SPECTRA EAST INC		1	1	50%	2
Iron County Medical Care Facility		2			2
LIFESPRING COMMUNITY HEALTH		2			2
Avanti Wellness and Rehab			2	100%	2
HCA HOUSTON ER 24/7			2	100%	2
Providence VAMC		2			2
Eagle Health and Rehabilitation		2			2
IM&P WELLNES CENTER			2	100%	2
MADISON HOSPITAL LABORATORY			2	100%	2
REGIONS HOSPITAL LABORATORY			2	100%	2
EXCEL URGENT CARE OF PARAMUS LLC		2			2
First Care Living Center/Essentia Health			2	100%	2
MASSENA HOSPITAL LABORATORY		2			2
Kroger 596 - The Little Clinic Brentwood		2			2
ONE MEDICAL GROUP		1	1	50%	2
RIGHT AT HOME			2	100%	2
ONTARIO COUNTY PUBLIC HEALTH		2			2
FASTCARE LLC			2	100%	2
PREMIER MEDICAL LABORATORY			2	100%	2
NORTH MANATEE HEALTH CARE CENTER			2	100%	2
DASCENA LAB			2	100%	2
SOUTH BAY CORRECTIONAL FACILITY			2	100%	2
MEDEXPRESS - WILMINGTON KIRKWOOD HIGHWAY		2			2
University Plaza Rehabilitation and Nursing			2	100%	2
AYASS BIOSCIENCE LLC			2	100%	2
NORTHEAST FLORIDA HEALTH SERVICES, INC DBA FAMILY HEALTH SOURCE			2	100%	2

COVID-19: testing by laboratory

Data through Mar 30, 2021 verified as of Mar 31, 2021 at 09:25 AM

Data in this report are provisional and subject to change.

The numbers in the table below represent the number of Florida and non-Florida residents for whom test results were received by the Department of Health. A person can be tested by more than one laboratory and can have both positive and negative results. **Therefore, the sum of the numbers in each column will be larger than the total number of people tested.**

Reporting lab	Inconclusive	Negative	Positive	Percent positive	Total
MEMORIAL HERMANN CONSOLIDATED LABORATORY SERVICES			2	100%	2
HEALTH EXPRESS URGENT CARE			2	100%	2
PANCARE HEALTH - SNEADS ELEMENTARY			2	100%	2
JASPER MEMORIAL HOSPITAL		1	1	50%	2
MISSION HOSPITAL REGIONAL MEDICAL CENTER			2	100%	2
ASANTE ROGUE REGIONAL MEDICAL CENTER L		2			2
ST. ELIZABETH HEALTHCARE			2	100%	2
AHC PARIS		2			2
HUMILITY OF MARY HEALTH PARTNERS			2	100%	2
STUART SURGERY CENTER, LLC			2	100%	2
RDX BIOSCIENCE INC			2	100%	2
BAPTIST HOSPITAL INTERNAL MEDICINE GULF BREEZE			2	100%	2
CVS AZ7263POCT PHOENIX		2			2
EASTSIDE SPORTS COMPLEX			2	100%	2
Jersey City Medical Center		2			2
MEDEXPRESS URGENT CARE - SOUTH CHARLESTON		2			2
CVS IL5797POCT CAROL STREAM		2			2
JOHNSON CITY MEDICAL CENTER		1	1	50%	2
UNIVERSITY HOSPITAL OF BROOKLYN		2			2
VA WNYHCS - Buffalo Division		1	1	50%	2
PALM BEACH DIGESTIVE ASSOCIATES			2	100%	2
APALACHEE CENTER INC		2			2
JBSA-SAM HOUSTON			2	100%	2
CVS CA8861POCT BUENA PARK		2			2
HEALTH GROUP CENTER INC			2	100%	2
PALM MEDICAL CENTER - PLANT CITY		2			2
SHELBYVILLE HOSPITAL COMPANY		2			2
SELECT MEDICAL CLINIC			2	100%	2
CORE OCCUPATIONAL RESOURCES, LLC			2	100%	2
Parkridge Specialty Care		2			2
HEALTH & REHAB CTR AT DOLPHINS VIEW, THE			2	100%	2
Manor Care-Kingston Court of York PA, LLC		2			2
MEMORIAL HOSPITAL WEST			2	100%	2
CARE ATC SUN HYDRAULICS TALLAVAST			2	100%	2
RIVER CITY MEDICAL ASSOCIATES, INC			2	100%	2
DALLAS BAPTIST UNIVERSITY - HEALTH SERVICES			2	100%	2
ELMHURST MEMORIAL HOSPITAL			2	100%	2
FL DEPT OF HEALTH MARION COUNTY MOBILE HEALTH UNIT			2	100%	2
MEMORIAL HEALTH SYSTEM		1	1	50%	2
NORTHSIDE HOSPITAL DULUTH		1	1	50%	2
SHORE MEDICAL CENTER		2			2
DALLAS MEDICAL CENTER			2	100%	2
CVS NJ2508POCT MANALAPAN		2			2
KANSAS CITY VA MEDICAL CENTER			2	100%	2
SWEDISH COVENANT HOSPITAL			2	100%	2
NATIONAL JEWISH HEALTH			2	100%	2
MEMORIAL HERMANN			2	100%	2

COVID-19: testing by laboratory

Data through Mar 30, 2021 verified as of Mar 31, 2021 at 09:25 AM

Data in this report are provisional and subject to change.

The numbers in the table below represent the number of Florida and non-Florida residents for whom test results were received by the Department of Health. A person can be tested by more than one laboratory and can have both positive and negative results. **Therefore, the sum of the numbers in each column will be larger than the total number of people tested.**

Reporting lab	Inconclusive	Negative	Positive	Percent positive	Total
Kroger 477 - The Little Clinic Fort Mitchell		2			2
ADVENTHEALTH CENTRA CARE POINCIANA			2	100%	2
INTEGRITY CLINICAL RESEARCH CENTER INC		1	1	50%	2
PATIENT FIRST MEDICAL CENTER-CARYTOWN			2	100%	2
Manorcare Health Services West Reading North		2			2
MEDEXPRESS URGENT CARE - MARTINSVILLE		2			2
SUNNYSIDE MANOR		2			2
RIDGEFIELD PEDIATRIC ASSOCIATES		2			2
THE CENTER FOR DISCOVERY		2			2
SOUTHCARE PHARMACY INC			2	100%	2
HANOVER ENDOSCOPY CENTER		2			2
CVS IL7017POCT BLOOMINGTON		2			2
Robert Cranfield			2	100%	2
EMORY CRAWFORD LONG HOSPITAL			2	100%	2
Virginia Gay Nursing and Rehab		2			2
STATE OF FLORIDA			2	100%	2
BLACKBAG DIGITAL HEALTH LLC		2			2
Michael J Crescenz VA Outpatient Dialysis Center		2			2
SANIBEL MEDICAL CLINIC			2	100%	2
ADVOCATE SHERMAN HOSPITAL			2	100%	2
FEDERAL CORRECTIONAL INSTITUTION MARIANNA			2	100%	2
PREMIER MOBILE HEALTH SERVICES, LLC			2	100%	2
WATERS PEDIATRIC CENTER			2	100%	2
MIDWAY PRIMARY CARE LLC		2			2
MEMORIAL SLOAN KETTERING CANCER CENTER		1	1	50%	2
WASHINGTON STATE DEPARTMENT OF HEALTH PUBLIC HEALTH LABORATORIES			2	100%	2
STUDENT HEALTH SERVICES			2	100%	2
ST LUKES HOSPITAL			2	100%	2
NEIGHBORCARE PHARMACY SERVICES		2			2
ROCKEFELLER UNIVERSITY CLINICAL GENOMICS LABORATOR		2			2
Englewood Health Care Center		2			2
BAYLOR SCOTT & WHITE COMPREHENSIVE WOUND			2	100%	2
SOUTHEAST GEORGIA HEALTH SERVICES, LLC		2			2
CVS CA9823POCT SACRAMENTO		2			2
Tuscola County Medical Care Community		2			2
WISCONSIN STATE LABORATORY OF HYGIENE		1	1	50%	2
NORTHSIDE FAMILY MEDICINE AND URGENT CARE (CUMMING)		2			2
GILA REGIONAL MEDICAL CENTER		2			2
PREVENTIVE HEALTH PARTNERS I L S C		2			2
BRENTWOOD AT FORE RANCH			2	100%	2
DEPT OF HEALTH			2	100%	2
OSF ST JOSEPH MEDICAL CENTER			2	100%	2
CARE NOW DENTON			2	100%	2
THE HOSPITAL OF PROVIDENCE EMERGENCY ROOM			2	100%	2
CVS CA9485POCT MISSION VIEJO		2			2
NEW BRIDGE MEDICAL CENTER		2			2
MEDEXPRESS URGENT CARE - SPRINGFIELD, COOLEY ST		2			2

COVID-19: testing by laboratory

Data through Mar 30, 2021 verified as of Mar 31, 2021 at 09:25 AM

Data in this report are provisional and subject to change.

The numbers in the table below represent the number of Florida and non-Florida residents for whom test results were received by the Department of Health. A person can be tested by more than one laboratory and can have both positive and negative results. **Therefore, the sum of the numbers in each column will be larger than the total number of people tested.**

Reporting lab	Inconclusive	Negative	Positive	Percent positive	Total
GULF COAST MEDICAL CENTER RESPIRATORY CARE			2	100%	2
SOUTHERN SURGICAL ARTS		2			2
FLORIDA MENTOR FAULKNER GROUP HOME			2	100%	2
US LABS		2			2
COOPER CLINIC			2	100%	2
ALBUQUERQUE - AMG SPECIALTY HOSPITAL		2			2
CVS NC3514POCT STANLEY		2			2
CARE 365			2	100%	2
PRECISION CLINICAL RESEARCH			2	100%	2
CENTRAL FLORIDA FAMILY HEALTH CENTER		2			2
TMH REHABILITATION CENTER		2			2
THYROID SPECIALTY LABORATORY			1	100%	1
BEST CARE COMMUNITY AND FAMILY HEALTH CENTER INC			1	100%	1
SEATTLE-KING COUNTY			1	100%	1
Mary Anna Nursing Home		1			1
PRESTIGE ER			1	100%	1
LINCOLN COUNTY MEDICAL CENTER		1			1
DEPARTMENT OF HEALTH SERVICES			1	100%	1
AMBRY GENETICS CORP	1				1
Smg/North Jersey Hematology & Oncology		1			1
DIGNITY HEALTH GOHEALTH		1			1
WALGREENS #5130			1	100%	1
WILMINGTON NURSING AND REHAB			1	100%	1
DEL PRADO MEDICAL CENTER, INC		1			1
ARKANSAS PUBLIC HEALTH LABORATORY		1			1
BAYSTATE REFERENCE LABORATORY			1	100%	1
XSTREMEMD			1	100%	1
RIVERVIEW HOSPITAL D/B/A UNIVERSITY		1			1
MID-FLORIDA CANCER CENTERS		1			1
WILLOWBROOKE COURT AT MATTHEWS GLEN		1			1
PRIORITY CARE LLC			1	100%	1
Arlington Health and Rehabilitation		1			1
BERKSHIRE MEDICAL CENTER			1	100%	1
PROVIDENCE HOSPITAL			1	100%	1
CARESPOT - WELLINGTON			1	100%	1
GWINNETT MEDICAL CENTER			1	100%	1
St. Anne Home		1			1
Kroger 350 - The Little Clinic New Cut Road		1			1
Riverside Nursing & Rehabilitation Center		1			1
Bayou Vista Community Care Center			1	100%	1
MULTICARE PHYSICIANS			1	100%	1
ACCESS HEALTH CARE PHYSICIANS, LLC		1			1
HIGH DESERT COURT GROUP HOME			1	100%	1
ST JOSEPHS CHILDRENS HOSPITAL PEDI TRANSPORT			1	100%	1
HAMPTON VAMC		1			1
Washington County Nursing H0me			1	100%	1
LABORATORY COPRORATION OF AMERICA			1	100%	1

COVID-19: testing by laboratory

Data through Mar 30, 2021 verified as of Mar 31, 2021 at 09:25 AM

Data in this report are provisional and subject to change.

The numbers in the table below represent the number of Florida and non-Florida residents for whom test results were received by the Department of Health. A person can be tested by more than one laboratory and can have both positive and negative results. **Therefore, the sum of the numbers in each column will be larger than the total number of people tested.**

Reporting lab	Inconclusive	Negative	Positive	Percent positive	Total
INTERNAL MEDICINE EMILIA MURRAY MD PA		1			1
PEDIATRIC PARTNERS ZEPHYRHILLS			1	100%	1
BRIDGEWATER PARK ASSISTED LIVING LLC			1	100%	1
EMERGENCY CARE SERVICES LAB AT JFK MEDICAL CENTER			1	100%	1
LOUNDY		1			1
NEWCARE PRIMARY MEDICINE			1	100%	1
MEMORIAL HOSPITAL LOS BANOS			1	100%	1
SPECTRUM LUDINGTON			1	100%	1
SUMMERLIN MEDICAL CENTRE			1	100%	1
WHEATON FRANCISCAN LABORATORY			1	100%	1
BETHESDA HOSPITAL			1	100%	1
SMA BEHAVIORAL HEALTH SERVICES INC		1			1
SHF WESTCHESTER LLC		1			1
MEDEXPRESS URGENT CARE - BENTONVILLE		1			1
MEDCARE-GARNERS FERRY			1	100%	1
ASSOCIATES IN INTERNAL MEDICINE PA			1	100%	1
CHC			1	100%	1
KETTERING MEDICAL CENTER			1	100%	1
VIRGINIA UROLOGY		1			1
PANCARE HEALTH - NORTHSIDE ELEMENTARY			1	100%	1
PHYSICIANS OF CENTRAL FLORIDA			1	100%	1
PEDIATRIC ASSOCIATES - DORAL			1	100%	1
BREVARD COUNTY JAIL			1	100%	1
CMC MERCY LABORATORY			1	100%	1
AVERA SACRED HEART HOSPITAL			1	100%	1
Ozark Health and Rehabilitation, LLC		1			1
MINUTE CLINIC DIAGNOSTIC MED GRP OF CA		1			1
HEALTH GUAGE			1	100%	1
WINDERMERE PEDIATRICS			1	100%	1
SEASONS HOSPICE AND PALLIATIVE CARE OF			1	100%	1
SUNSHINE FAMILY & WELLNESS CENTER			1	100%	1
PINEVILLE PHARMACY			1	100%	1
CVS TN5694POCT SODDY DAISY		1			1
HOLMES FAMILY PRACTICE PA			1	100%	1
TARRANT MEDICAL ASSOCIATES			1	100%	1
CFHC - FROSTPROOF			1	100%	1
PUBLIX PHARMACY #1122		1			1
Ashland Place Health and Rehabilitation, LLC		1			1
MEDPOST URGENT CARE - CIBOLO			1	100%	1
TRIPLE O RESEARCH INSTITUTE PA			1	100%	1
CHATSWORTH ASSISTED LIVING COMMUNITY AT PGA NATIONAL			1	100%	1
ISLANDS ASSISTED LIVING FACILITY,THE			1	100%	1
ANSWERS RESOURCE FACILITY		1			1
ADVANCE HEALTH AND WELLNESS SOLUTIONS			1	100%	1
HSRE-ASL CASSELBERRY TRS, LLC			1	100%	1
NEW YORK STATE DEPARTMENT OF HEALTH			1	100%	1
SOUTHEASTERN INTEGRATED MEDICAL PL			1	100%	1

COVID-19: testing by laboratory

Data through Mar 30, 2021 verified as of Mar 31, 2021 at 09:25 AM

Data in this report are provisional and subject to change.

The numbers in the table below represent the number of Florida and non-Florida residents for whom test results were received by the Department of Health. A person can be tested by more than one laboratory and can have both positive and negative results. **Therefore, the sum of the numbers in each column will be larger than the total number of people tested.**

Reporting lab	Inconclusive	Negative	Positive	Percent positive	Total
CVS OH2540POCT HILLIARD		1			1
PATHLAB SERVICES			1	100%	1
KEY WEST BRANCH MEDICAL CLINIC			1	100%	1
MERITUS MEDICAL CENTER			1	100%	1
PRINCIPLE DIAGNOSTICS LLC			1	100%	1
CVS IL2297651CV JOLIET		1			1
SUNCOAST BEHAVIORAL HEALTH CENTER			1	100%	1
SANFORD HOME		1			1
INTERNAL MEDICINE GROUP OF WINTER HAVEN PA		1			1
ADVENTHEALTH SENIOR CARE AT ORMOND			1	100%	1
JPS HEALTH CENTER AT TRUE WORTH PLACE			1	100%	1
Alden North Shore			1	100%	1
PENROSE HOSPITAL			1	100%	1
CVS MA299POCT WORCESTER		1			1
Traymore Nursing Center		1			1
MEDEXPRESS URGENT CARE-BRENTWOOD		1			1
PANCARE HEALTH - BRUCE			1	100%	1
ROSLYN INTERNAL MEDICINE		1			1
CVS TN6414POCT SMYRNA		1			1
MIAMI JEWISH DIALYSIS			1	100%	1
RADIANCE HEALTH RX		1			1
Cerenity Senior Care-White Bear Lake		1			1
QUALITY LAB			1	100%	1
CVS MI8287POCT MACOMB		1			1
MEDEXPRESS URGENT CARE - WAYNESBURG		1			1
ADVENTHEALTH MEDICAL GROUP OBSTETRICS			1	100%	1
METHODISM MIDLOTHIAN MEDICAL CENTER			1	100%	1
CORNERSTONE OF RECOVERY INC		1			1
MEDEXPRESS URGENT CARE - JACKSON		1			1
EMORY DECATUR HOSPITAL - EMORY MEDICAL		1			1
HIGHLAND LABORATORY			1	100%	1
CRESTHAVEN			1	100%	1
AMD			1	100%	1
NEW ULM MEDICAL CENTER			1	100%	1
PARKWAY REGIONAL MEDICAL CENTER LAB			1	100%	1
OPTUM OF HIALEAH		1			1
MEDEXPRESS URGENT CARE - RUSSELLVILLE, W MAIN ST		1			1
NEMOURS CHILDRENS URGENT CARE			1	100%	1
Hinesville VA Clinic		1			1
MEDICAL ASSOCIATES OF CARTER		1			1
Manorcare Health Services - Williamsport South		1			1
Manor Care of Dallastown d/b/a ManorCare Health Services - Dallastown		1			1
Heritage of Red Cloud		1			1
SUNY AT STONY BROOK			1	100%	1
Alaska Domiciliary Care for Homeless Veterans		1			1
SPRINGFIELD HOSPITAL			1	100%	1
SPRING VALLEY HOSPITAL MEDICAL CENTER			1	100%	1

COVID-19: testing by laboratory

Data through Mar 30, 2021 verified as of Mar 31, 2021 at 09:25 AM

Data in this report are provisional and subject to change.

The numbers in the table below represent the number of Florida and non-Florida residents for whom test results were received by the Department of Health. A person can be tested by more than one laboratory and can have both positive and negative results. **Therefore, the sum of the numbers in each column will be larger than the total number of people tested.**

Reporting lab	Inconclusive	Negative	Positive	Percent positive	Total
Walgreens #10851		1			1
NORTHEAST BAPTIST HOSPITAL			1	100%	1
YUMA REGIONAL MEDICAL CENTER			1	100%	1
DOCTORS HOSPITAL OF LAREDO			1	100%	1
TANNER CLINIC			1	100%	1
USC VERDUGO HILLS HOSPITAL			1	100%	1
St Mary's d'Youville Pavilion		1			1
INTERIM HEALTHCARE OF PALM COAST			1	100%	1
ADVANCED MEDICAL LABORATORIES (AML)			1	100%	1
PREVENTIVE CARDIOLOGY AND INTERNAL MEDICINE ASSOCI			1	100%	1
SPORTS MEDICINE CLINIC - U OF WYOMING			1	100%	1
HEARTLAND NURSING & REHABILITATION		1			1
MEDEXPRESS URGENT CARE, EDWARDSVILLE		1			1
NORTHEAST REGIONAL MEDICAL CENTER			1	100%	1
Life Care Center of Paradise Valley		1			1
LEE MEMORIAL HOSPITAL OUTPATIENT SURGERY CENTER			1	100%	1
MEDSTAR URGENT CARE, LLC			1	100%	1
ALLIED PHYSICIANS GROUP		1			1
Signature HealthCare of Bowling Green		1			1
CLARKSVILLE MANOR INC		1			1
NEMOURS CHILDREN'S PRIMARY CARE, ST CLOUD			1	100%	1
WESTOX LABS		1			1
Consulate Health Care of Tallahassee			1	100%	1
CLINICAL PATHOLOGY LABORATORIES SOUTHEAST INC			1	100%	1
MARINA DEL REY HOSPITAL LAB			1	100%	1
MORGAN MEDICAL CENTER		1			1
LONESTAR 24HRER MANAGEMENT LLC DBA LONESTAR 24HRER			1	100%	1
ERIE COUNTY EMERGENCY SERVICES DIV OF		1			1
Victory Health and Rehabilitation			1	100%	1
IDAHO HEALTH DEPARTMENT			1	100%	1
LEE MEMORIAL HEALTH SYSTEMS HOME HEALTH		1			1
LANGLADE			1	100%	1
Smg At Bridgewater Family Medicine		1			1
BAYFRONT CARDIOVASCULAR ASSOCIATES			1	100%	1
SUN LABORATORY SERVICES,INC			1	100%	1
LANCASHIRE HALL NURSING AND REHABILITATION CENTER		1			1
ST MARY'S OF SAGINAW		1			1
IRA FIALKO DO			1	100%	1
JACK M MATHENY II MD			1	100%	1
KNOX COMMUNITY HOSPITAL			1	100%	1
Kroger 368 - The Little Clinic Frankfort West		1			1
ALABAMA REFERENCE LAB			1	100%	1
ATRIA TAMARAC			1	100%	1
GARDENS PEDIATRICS LAB			1	100%	1
ANDREWS			1	100%	1
CORE OCCUPATIONAL MEDICINE			1	100%	1
HANCOCK REGIONAL HOSPITAL		1			1

COVID-19: testing by laboratory

Data through Mar 30, 2021 verified as of Mar 31, 2021 at 09:25 AM

Data in this report are provisional and subject to change.

The numbers in the table below represent the number of Florida and non-Florida residents for whom test results were received by the Department of Health. A person can be tested by more than one laboratory and can have both positive and negative results. **Therefore, the sum of the numbers in each column will be larger than the total number of people tested.**

Reporting lab	Inconclusive	Negative	Positive	Percent positive	Total
CPL INC/BSSC PATHOLOGY		1			1
BAPTIST HEALTH MEDICAL PLAZA			1	100%	1
MEDEXPRESS URGENT CARE - LEOMINSTER		1			1
MISSOURI DEPARTMENT OF HEALTH AND SENIOR SERVICES - STATE PH LAB		1			1
SPECIALTY MOLECULAR - DENVER			1	100%	1
CLERMONT HEALTH DEPARTMENT			1	100%	1
LAB TEST KENDALL LLC		1			1
Good Shepherd Fairview Home, Inc.		1			1
Oakview Manor Health and Rehab		1			1
ST FRANCIS COLLEGE WELLNESS CENTER		1			1
HAMILTON MEDICAL CENTER LABORATORY			1	100%	1
MRMC LAB MICRO			1	100%	1
COLONIAL HEALTH CARE		1			1
FRONT PORCH PEDIATRICS PLLC			1	100%	1
Kroger 532 - The Little Clinic Murfreesboro		1			1
MIAMI VASCULAR SURGERY			1	100%	1
ADVENTHEALTH IMAGING WINTERGARDEN		1			1
Walgreens #9121		1			1
INLET CONCIERGE MEDICINE			1	100%	1
CLEVELAND CLINIC FLORIDA WAIVED			1	100%	1
BOND & STEELE CLINIC, PA			1	100%	1
POUDRE VALLEY HOSPITAL			1	100%	1
FINLAY MEDICAL RESEARCH CORP			1	100%	1
Erie VAMC		1			1
HARDEE COUNTY FIRE RESCUE		1			1
PCR DIAGNOSTICS			1	100%	1
WEST BOCA MEDICAL CENTER			1	100%	1
OMNICARE PHARMACY OF TEXAS 1, LP		1			1
Orchid Cove at Naples			1	100%	1
BRIGHAM YOUNG UNIV STUDENT HEALTH CTR			1	100%	1
PROGRESSIVE MEDICAL RESEARCH			1	100%	1
MARYWOOD HEIGHTS		1			1
Crisp Regional Nursing and Rehab Center		1			1
OHIO VALLEY MANOR NURSING &		1			1
SHAW MEDICAL GROUP LLC			1	100%	1
TMH URGENT CARE CENTER			1	100%	1
Melbourne Terrace Rehabilitation Center			1	100%	1
VITAL CARE			1	100%	1
CHP COVID-19 (TX)			1	100%	1
HUNTERS CREEK MEDICAL ASSOCIATES PA		1			1
Kroger - KR070300083			1	100%	1
MERCY – NORTH IOWA			1	100%	1
FAMILY PRACTICE OF CENTRAL FLORIDA PA			1	100%	1
ALCALA PHARMACEUTICALS			1	100%	1
CVS PHARMACY INC DBA CVS/PHARMACY # 10600		1			1
MIAMI CHILDRENS HOSPITAL MIDTOWN OUTPATIENT CENTER			1	100%	1
DOCTORS CARE - AIKEN MALL			1	100%	1

COVID-19: testing by laboratory

Data through Mar 30, 2021 verified as of Mar 31, 2021 at 09:25 AM

Data in this report are provisional and subject to change.

The numbers in the table below represent the number of Florida and non-Florida residents for whom test results were received by the Department of Health. A person can be tested by more than one laboratory and can have both positive and negative results. **Therefore, the sum of the numbers in each column will be larger than the total number of people tested.**

Reporting lab	Inconclusive	Negative	Positive	Percent positive	Total
CVS TX7824POCT GARLAND		1			1
SKY LAKES MEDICAL CENTER		1			1
BEACH CARE PLLC			1	100%	1
GENEVA FAMILY HEALTH			1	100%	1
PEACHEALTH LABORATORIES		1			1
Lopatcong Center		1			1
YOUR KIDS URGENT CARE			1	100%	1
AMBULATORY CARE CLINIC, LLC			1	100%	1
Kroger 779 - The Little Clinic Georgetown		1			1
ACCURATE HEALTH SERVICES CORP			1	100%	1
TALLAHASSEE DIALYSIS		1			1
Trucare Living Centers - Columbus		1			1
WAKE FOREST MEDICAL CENTER LABORATORY			1	100%	1
MD NOW MEDICAL CENTERS, INC			1	100%	1
CVS AZ4795POCT MESA		1			1
KIDSVILLE PEDIATRICS III PA			1	100%	1
WINTER HAVEN DIALYSIS		1			1
CLEVELAND HEARTLAB			1	100%	1
ADVENTHEALTH HOME CARE WATERMAN			1	100%	1
NEMOURS CHILDREN'S			1	100%	1
MICROBIOLOGY DEPARTMENT			1	100%	1
Greene Meadows Nursing and Rehabilitation Center		1			1
INHEALTH LIFE SCIENCES LLC			1	100%	1
Mountain City Care and Rehabilitation Center		1			1
DIXIE REGIONAL MEDICAL CENTER			1	100%	1
Glenburn Home		1			1
SOPHIA MEDICAL ASSOCIATES, PC			1	100%	1
MEDEXPRESS URGENT CARE - ROCKAWAY		1			1
MERCY MEDICAL CENTER INC			1	100%	1
Kroger 588 - The Little Clinic Thompsons Station		1			1
Eddy Memorial Geriatric Center		1			1
DE TAR HOSPITAL			1	100%	1
Southern Pines Healthcare Center		1			1
Excel Care Center			1	100%	1
THE INTERNAL MEDICAL GROUP		1			1
ALAFAYA WOODS FAMILY MEDICAL CENTER		1			1
AVON PARK CLUSTER		1			1
KIOSK MEDICINE KENTUCKY LLC		1			1
HACKENSACK UNIVERSITY MEDICAL CENTER		1			1
KEY BISCAYNE PEDIATRIC ASSOCIATES INC			1	100%	1
WELLMED AT LINEBAUGH AVE			1	100%	1
ADVENTHEALTH MEDICAL GROUP UROLOGY AT EAST ORLANDO		1			1
PROVIDENCE PORTLAND MEDICAL CENTER		1			1
SELECT SPECIALTY HOSPITAL - ORLANDO SOUTH			1	100%	1
EVANS FAMILY CARE PA			1	100%	1
LIFE CARE CENTER OF HILTON HEAD		1			1
RIVERTON CBOC			1	100%	1

COVID-19: testing by laboratory

Data through Mar 30, 2021 verified as of Mar 31, 2021 at 09:25 AM

Data in this report are provisional and subject to change.

The numbers in the table below represent the number of Florida and non-Florida residents for whom test results were received by the Department of Health. A person can be tested by more than one laboratory and can have both positive and negative results. **Therefore, the sum of the numbers in each column will be larger than the total number of people tested.**

Reporting lab	Inconclusive	Negative	Positive	Percent positive	Total
CLINTON DRUG STORE		1			1
ADVENTHEALTH WATERMAN COMMUNITY CLINIC			1	100%	1
American Fork Care Center dba Heritage Care Center		1			1
Kroger 539 - The Little Clinic Memorial Blvd.		1			1
MARTIN MEMORIAL MEDICENTER			1	100%	1
KINGWOOD EMERGENCY HOSPITAL			1	100%	1
Waters of Covington		1			1
MEDEXPRESS URGENT CARE - MT EPHRAIM		1			1
MIRAMAR KIDNEY CENTER		1			1
UMMC MIDTOWN CAMPUS			1	100%	1
RESIDENCES AT MIAMI / REIGN GARDENS LLC, THE			1	100%	1
OMNI HEALTHCARE URGENT CARE			1	100%	1
ORLANDO DIALYSIS		1			1
FAMILY PRACTICE ASSOCIATES		1			1
HOUSTON MEDICAL CENTER			1	100%	1
SANITAS LAUDERDALE LAKES			1	100%	1
SOUTH DADE NURSING & REHABILITATION CENTER			1	100%	1
BEVERLY ADVANCED PRACTICE NURSING		1			1
St. Catherine's manor of Findlay		1			1
REHABILITATION CENTER OF SOUTH GEORGIA		1			1
MT CARMEL NURSING HOME		1			1
CLINICAL LABORATORY DEPARTMENT			1	100%	1
DOYLESTOWN HOSPITAL			1	100%	1
Parkside Manor		1			1
Central Alabama Veterans HCS - East Campus		1			1
PSL JAX BEACH OPERATIONS LLC			1	100%	1
Jenkins Living Center		1			1
KELLY			1	100%	1
STAT EMERGENCY CENTER			1	100%	1
SAINT JOSEPHS HOSPITAL OF ATLANTA			1	100%	1
GENESIS MICROBIOLOGY LAB		1			1
Abernethy Laurels		1			1
COMMUNITY CARE CENTER		1			1
Grand Junction VAMC		1			1
Aspire Physical Recovery Center at Cahaba River		1			1
MEDICAL EXAMINERS OFFICE, LEESBURG			1	100%	1
MINUTECLINIC DIAGNOSTICS OF OKLAHOMA		1			1
MORNINGSIDE NURSING AND REHABILITATION		1			1
MID-FLORIDA PATHOLOGY LLC		1			1
CHILDREN'S NATIONAL MEDICAL CENTER			1	100%	1
Kroger 527 - The Little Clinic Hwy 70 S.		1			1
ANDREWS INSTITUTE AMBULATORY SURGERY CENTER		1			1
SILVER SPRINGS SHORES DIALYSIS			1	100%	1
Raleigh Center (WV)			1	100%	1
SYNERGY DIALYSIS INC			1	100%	1
ST ANTHONY COMMUNITY HOSPITAL LAB		1			1
Waycross VA CBOC		1			1

COVID-19: testing by laboratory

Data through Mar 30, 2021 verified as of Mar 31, 2021 at 09:25 AM

Data in this report are provisional and subject to change.

The numbers in the table below represent the number of Florida and non-Florida residents for whom test results were received by the Department of Health. A person can be tested by more than one laboratory and can have both positive and negative results. **Therefore, the sum of the numbers in each column will be larger than the total number of people tested.**

Reporting lab	Inconclusive	Negative	Positive	Percent positive	Total
SUN CITY DIAGNOSTIC CENTER			1	100%	1
Accordius Health at Gastonia			1	100%	1
PROGRESSIVE URGENT CARE, PC			1	100%	1
RM PHARMACY SERVICES INC		1			1
PALM BREEZE DIALYSIS			1	100%	1
Masonic Medical Research Institute			1	100%	1
NIHCC			1	100%	1
GSM OCED Subsection			1	100%	1
CLINICAL MICROBIOLOGY LAB FAIRVIEW UNIVERSITY HOSPITAL			1	100%	1
LAKE VIEW COURT		1			1
Ash Flat Healthcare and Rehabilitation Center			1	100%	1
BAPTIST HEALTH PRIMARY CARE AT CUTLER BAY			1	100%	1
WELLINGTON WEST 100176			1	100%	1
J F K PEDIATRICS			1	100%	1
CARSON NURSING AND REHABILITATION CENTER		1			1
ADVANCE GASTROENTEROLOGY			1	100%	1
Wedgewood Manor		1			1
HOLYOKE MEDICAL CENTER			1	100%	1
US LABORATORIES			1	100%	1
USA Healthcare LTC, LLC - Folsom Center for Rehabilitation & Healthca		1			1
Encompass Health Rehab Hosp Tinton Falls		1			1
JEFFREY A HIRSCHFIELD, MD PA			1	100%	1
Kroger - KR003400316			1	100%	1
Walgreens #5914		1			1
CONVENIENT MEDICAL AND HEALTH SERVICES			1	100%	1
WALGREENS # 12338		1			1
CHILDRENS HEALTHCARE CTE OF NORTHERN		1			1
NEMOURS CHILDREN'S PRIMARY CARE			1	100%	1
MID FLORIDA DERMATOLOGY ASSOCIATES PA			1	100%	1
BRISTOL REGINAL MEDICAL CENTER			1	100%	1
YORK HOSPITAL: MICROBIOLOGY			1	100%	1
Freedom Pointe at The Villages			1	100%	1
JUPITER MEDICAL CENTER INC			1	100%	1
DAVENPORT PEDIATRICS CLERMONT			1	100%	1
AAA MEDICAL TESTING			1	100%	1
COASTAL PEDIATRICS LLC			1	100%	1
Glenis Dr VA Outpatient Clinic		1			1
ELLICOTT CENTER FOR REHABILITATION AND		1			1
TUNIS STREET GROUP HOME		1			1
Arlington Care Center			1	100%	1
CVS CA9751POCT AGOURA		1			1
ONslow COUNTY HEALTH DEPARTMENT			1	100%	1
ST FRANCIS MEDICAL CENTER			1	100%	1
PROVIDENCE ST. PATRICK HOSPITAL			1	100%	1
MY INSTADOC - HOWELL URGENT CARE		1			1
ALL PRO ORTHOPEDICS & SPORTS MEDICINE, PA			1	100%	1
URGENT DOC -NACOGODOCHES CLINIC			1	100%	1

COVID-19: testing by laboratory

Data through Mar 30, 2021 verified as of Mar 31, 2021 at 09:25 AM

Data in this report are provisional and subject to change.

The numbers in the table below represent the number of Florida and non-Florida residents for whom test results were received by the Department of Health. A person can be tested by more than one laboratory and can have both positive and negative results. **Therefore, the sum of the numbers in each column will be larger than the total number of people tested.**

Reporting lab	Inconclusive	Negative	Positive	Percent positive	Total
Oak Hill Health & Rehabilitation Center			1	100%	1
PLEASANT RIDGE MANOR WEST		1			1
MBMG OF WINTER HAVEN			1	100%	1
ARBOR DIAGNOSTICS, INC		1			1
GALVESTON COUNTY HEALTH DISTRICT			1	100%	1
MALUHIA		1			1
GAMMA HEALTHCARE, INC		1			1
ELEMENTS PHARMACY			1	100%	1
NABI		1			1
Nemours Children's Clinic-Orla			1	100%	1
HOSPICE OF MARION COUNTY INC			1	100%	1
SIGNATURE CARE MIDLAND			1	100%	1
Good Samaritan Society-Atkinson		1			1
SYNAPSE ANALYTICAL LABS		1			1
VIP STARNETWORK		1			1
GADSDEN FAMILY PRACTICE		1			1
ADVENTHEALTH MEDICAL GROUP PEDIATRICS DIABETES &			1	100%	1
WALMART PHARMACY 10-4554		1			1
INNOVATIVE HEALTH DIAGNOSTIC OF CALIFORNIA			1	100%	1
LIFESTREAM BEHAVIORAL CENTER INC			1	100%	1
VELOCITY URGENT CARE - REDMILL			1	100%	1
Kroger - KRO01100688			1	100%	1
LIFECARE MEDICAL CENTER			1	100%	1
MERCYONE DES MOINES MEDICAL CENTER			1	100%	1
CAN COMMUNITY HEALTH NORTH MIAMI, FL		1			1
MEMORIAL HOSPITAL AT GULFPORT			1	100%	1
Kroger 356 - The Little Clinic Middletown		1			1
Harbert Hills Academy Nursing Home		1			1
LAB. CORP. OF AMERICA			1	100%	1
MAINE HEALTH AND ENVIRONMENTAL TESTING LABORATORY			1	100%	1
CHI ST ALEXIUS TRANSITIONAL CARE UNIT		1			1
TEXAS HEALTH HARRIS METHODIST HOSPITAL			1	100%	1
CYPRESS CREEK DIALYSIS CTR			1	100%	1
ALBUQUERQUE INDIAN HEALTH CENTER		1			1
DEVITA		1			1
ANMED HEALTH MEDICAL CENTER			1	100%	1
BICKERTON, DAWN		1			1
NICKLAUS CHILDREN'S DORAL OUTPATIENT CENTER			1	100%	1
EXACCARE KINGSTON, LLC			1	100%	1
VA Boston HCS-West Roxbury Division			1	100%	1
MYLAN-SOUTH POINT PA		1			1
Ramsey Village		1			1
ADVENT HEALTH MEDICAL GROUP MULTISPECIALTY			1	100%	1
VA Texas Valley Coastal Bend Harlingen HCC		1			1
ATHENS MEDICAL CENTER			1	100%	1
Diversicare of Eupora		1			1
GOSHEN MEDICAL CENTER			1	100%	1

COVID-19: testing by laboratory

Data through Mar 30, 2021 verified as of Mar 31, 2021 at 09:25 AM

Data in this report are provisional and subject to change.

The numbers in the table below represent the number of Florida and non-Florida residents for whom test results were received by the Department of Health. A person can be tested by more than one laboratory and can have both positive and negative results. **Therefore, the sum of the numbers in each column will be larger than the total number of people tested.**

Reporting lab	Inconclusive	Negative	Positive	Percent positive	Total
BAYFRONT HEAL WOUND CARE AND HYPERBARIC CENTER			1	100%	1
CAPSTONE REHABILITATION AND HEALTHCARE		1			1
CHI ST VINCENT LITTLE ROCK DIAGNOSTIC CLINIC			1	100%	1
AFFILIATED LABORATORIES INC			1	100%	1
EASTSIDE MEDICAL CLINIC		1			1
Carington Park			1	100%	1
BIOMAT ORLANDO		1			1
SOUTHWEST FLORIDA DIVISION LAB			1	100%	1
Shoreline Care Center			1	100%	1
DIMMIT REGIONAL HOSPITAL			1	100%	1
BOND COUNTY HEALTH DEPARTMENT			1	100%	1
Wildwood Healthcare		1			1
NEVADA DEPARTMENT OF HEALTH AND HUMAN SERVICES			1	100%	1
SACRED HEART HEALTH SYSTEM- MIDWIFE PROGRAM			1	100%	1
EDGAR PRICE FAMILY & CHILDREN HEALTHCARE CENTER			1	100%	1
VISTA DEL SOL MED ASSOC		1			1
OPTIMAL MEDICINE INC		1			1
WELLNOW URGENT CARE-OSWEGO			1	100%	1
PALM SPRINGS GENERAL HOSPITAL			1	100%	1
El Paso Health Care Center			1	100%	1
Bivins Pointe			1	100%	1
UNIVERSITY OF FLORIDA			1	100%	1
EXCEPTIONAL EMERGENCY CENTER			1	100%	1
CVS AZ3264POCT PHOENIX			1	100%	1
CORDOVA FAMILY PRACTICE			1	100%	1
FAIRHAVEN		1			1
ULTIMATE ANALYSIS LABORATORY			1	100%	1
PHYSICIANS PRIMARY CARE LEHIGH PEDS			1	100%	1
Glen Oaks Health and REhabilitation		1			1
WALGREENS #15291		1			1
Broomall Manor		1			1
FAIRFIELD MEDICAL CENTER			1	100%	1
ST JOHNS MEDICAL CENTER		1			1
CVS MA1121POCT WESTFORD		1			1
SPECIALTY DRUG TESTING			1	100%	1
Medicalodges Neosho			1	100%	1
OCEAN MEDICAL CENTER		1			1
Carrollton Manor Inc		1			1
ABSOLUTE QUICK CARE			1	100%	1
ABRAKIDABRA PEDIATRIC CLINIC LLC			1	100%	1
HIGHLAND PARK LAKEWOOD PRESTON HOLLOW			1	100%	1
KANA MEDICAL			1	100%	1
SJMC PHYSICIAN SERVICES			1	100%	1
TAMPA HEALTH CARE PROVIDERS PA		1			1
Hillside Rehab and Care Center			1	100%	1
Walgreens #5065		1			1
Strasburg Care Center		1			1

COVID-19: testing by laboratory

Data through Mar 30, 2021 verified as of Mar 31, 2021 at 09:25 AM

Data in this report are provisional and subject to change.

The numbers in the table below represent the number of Florida and non-Florida residents for whom test results were received by the Department of Health. A person can be tested by more than one laboratory and can have both positive and negative results. **Therefore, the sum of the numbers in each column will be larger than the total number of people tested.**

Reporting lab	Inconclusive	Negative	Positive	Percent positive	Total
CARESPOT EXPRESS HEALTHCARE BOYNTON BEACH			1	100%	1
COLOMBO'S PHARMACY		1			1
DOCTORS MEMORIAL HOSP HOME HEALTH CARE		1			1
1ST MED DOTHAN			1	100%	1
ELITE MEDICAL LABORATORY SOLUTIONS LLC			1	100%	1
HARRIS URGENT CARE CENTER			1	100%	1
CLERMONT PEDIATRICS, PA			1	100%	1
Birmingham Nursing and Rehabilitation East LLC		1			1
FRESENIUS SOUTH FORT MYERS		1			1
HEARTLAND OF MARIETTA OH LLC DBA		1			1
CAREWELL 203			1	100%	1
KIDS CARE PEDIATRICS			1	100%	1
Isle Health and Rehabilitation Center			1	100%	1
WILSON FAMILY MEDICINE LLC		1			1
FAMILY AND INTERNAL MEDICINE ASSOCIATES		1			1
FOCUSED CARE AT ALLENBROOK		1			1
WALGREENS # 11165		1			1
ARCADIA DIALYSIS CENTER			1	100%	1
CORONA CONCIERGE, LLC		1			1
NATIONAL INSTITUTES OF HEALTH CLINICAL CENTER			1	100%	1
GENESIS CARE USA OF FLORIDA, LLC			1	100%	1
LEELANAU OPCO, LLC		1			1
Chateau Girardeau			1	100%	1
Urgent Care 24/7 Orlando LLC			1	100%	1
MEDEXPRESS URGENT CARE -HOWELL US HWY		1			1
MD NOW URGENT CARE			1	100%	1
SOUTH COUNTY MEDICAL CENTER			1	100%	1
SOUTHEASTERN PATHOLOGY ASSOCIATES			1	100%	1
BAPTIST MINOR MEDICAL CENTER			1	100%	1
GOOD SAMARITAN SOCIETY-FOREST CITY		1			1
BLOOD SYSTEMS LABORATORIES			1	100%	1
THE CHRIST HOSPITAL			1	100%	1
Big River Nursing and Rehab		1			1
CVS M08595POCT RAYMORE		1			1
SOUTHERN SPRINGS HEALTH CARE		1			1
WINTER PARK MEMORIAL HOSPITAL LABORATORY		1			1
CONWAY - SHERWOOD URGENT CARE			1	100%	1
LEXINGTON HOSPITAL CORPORATION			1	100%	1
Brynwood Health & Rehabilitation Center			1	100%	1
MEDEXPRESS URGENT CARE - VINELAND S MA		1			1
FLAGLER CARE CENTER			1	100%	1
EAST CORE LAB			1	100%	1
SHANNON CLARK OD, PA			1	100%	1
LIFE CARE CENTER OF GWINNETT		1			1
PUTNAM CO HOSPITAL-D/B/A ASBURY TOWERS		1			1
SHAH			1	100%	1
Imperial Healthcare Centre			1	100%	1

COVID-19: testing by laboratory

Data through Mar 30, 2021 verified as of Mar 31, 2021 at 09:25 AM

Data in this report are provisional and subject to change.

The numbers in the table below represent the number of Florida and non-Florida residents for whom test results were received by the Department of Health. A person can be tested by more than one laboratory and can have both positive and negative results. **Therefore, the sum of the numbers in each column will be larger than the total number of people tested.**

Reporting lab	Inconclusive	Negative	Positive	Percent positive	Total
HEALTH EXPRESS		1			1
CYPRESS CREEK OUTPATIENT SURGICAL CTR, LLC			1	100%	1
TEVAPHARM			1	100%	1
JUP Serology SubSection			1	100%	1
SUNCOAST PRIMARY CARE LLC			1	100%	1
HALEYVILLE HEALTH CARE CENTER		1			1
COMMUNITY MEDICAL CENTER-ORANGE CITY		1			1
STEPHEN G NELSON MD PA			1	100%	1
ATHENS LIMESTONE HOSPITAL		1			1
MACKINAC STRAITS LONG TERM CARE UNIT		1			1
CENTRAL TX MEDICAL CENTER - LAB			1	100%	1
TANGLEWOOD MANOR		1			1
CHESAPEAKE REGIONAL MEDICAL CENTER			1	100%	1
APPLECARE BRUNSWICK			1	100%	1
CFCH - FROSTPROOF			1	100%	1
Pinnacle Assisted Living			1	100%	1
CARESPOT - LEE VISTA			1	100%	1
ALLIANCE LABORATORY SERVICES			1	100%	1
DISCOVERY AT HOME, LLC			1	100%	1
PM PEDIATRICS OF BAYSIDE PLLC - BELLER		1			1
GENERATIONS CENTER OF SPENCER		1			1
MEDEXPRESS URGENT CARE - NUTLEY		1			1
DIGESTIVE DISEASE CARE PC		1			1
SUMMIT DETOX INC			1	100%	1
LP Marietta II, LLC		1			1
CITRONELLE HEALTH AND REHABILITATION CENTER		1			1
Kroger 353 - The Little Clinic Harpers Point		1			1
Rio Grande City Nursing and Rehab Center			1	100%	1
ADVENTHEALTH PHYSICIAN GROUP - APPLEWOOD			1	100%	1
MEADOWS PARK HEALTH AND REHABILITATION		1			1
FRIO REGIONAL PRIMARY CARE AND URGENT CARE CLINIC			1	100%	1
Spring Gate Rehab and Healthcare Center		1			1
PCG MOLECULAR			1	100%	1
THE LITTLE CLINIC, LLC			1	100%	1
Kroger 670 - The Little Clinic Powell		1			1
BOCA GENERAL AND FAMILY MEDICINE		1			1
DERMDX, DIV OF AURORA DIAGNOSTICS/BERNHARDT LAB		1			1
BAYLOR SCOTT & WHITE MEDICAL SURGICAL CLINIC			1	100%	1
FAIRVIEW SOUTHDALE			1	100%	1
LabCorp of America			1	100%	1
CAN COMMUNITY HEALTH LLC		1			1
Monument Health Strugis Care Center		1			1
MEDEXPRESS URGENT CARE - CINNAMINSON		1			1
NEMOURS CHILDREN HOSPITAL			1	100%	1
TENNOVA ER - SANGO			1	100%	1
WEST BOYNTON DIALYSIS			1	100%	1
FORT LOUDOUN PRIMARY CARE		1			1

COVID-19: testing by laboratory

Data through Mar 30, 2021 verified as of Mar 31, 2021 at 09:25 AM

Data in this report are provisional and subject to change.

The numbers in the table below represent the number of Florida and non-Florida residents for whom test results were received by the Department of Health. A person can be tested by more than one laboratory and can have both positive and negative results. **Therefore, the sum of the numbers in each column will be larger than the total number of people tested.**

Reporting lab	Inconclusive	Negative	Positive	Percent positive	Total
IVY CREEK HEALTHCARE & WELLNESS CENTRE			1	100%	1
BAPTIST MEDICAL PLAZA AT WESTCHESTER			1	100%	1
SPECTRUM LABORATORY			1	100%	1
Casa Real Center		1			1
MORSELIFE HOME CARE INC			1	100%	1
Community Care Center of Heritage House, LLC			1	100%	1
THE TOLEDO HOSPITAL			1	100%	1
MEMORIAL HEALTH UNIVERSITY MEDICAL		1			1
Chateau Living Center			1	100%	1
SPRINGBROOK HOSPITAL			1	100%	1
PALOMAR MEDICAL CENTER			1	100%	1
CHAMBREL AT PINECASTLE			1	100%	1
BRADENTON CONVENTION CENTER□			1	100%	1
FALKVILLE HEALTHCARE		1			1
BOTTINEAU GOOD SAMARITAN CENTER		1			1
CHRISTIANA HOSPITAL		1			1
SOUTH TEXAS HEALTH SYSTEM ER - WARE ROAD			1	100%	1
MAIN STREET PHARMACY OF MARCELLUS, INC		1			1
NEW MILFORD HOSPITAL			1	100%	1
SAINT PETE MRI			1	100%	1
LAREDO EMERGENCY ROOM			1	100%	1
DEPT OF VA MEDICAL CENTER - MIAMI			1	100%	1
SALEM HOSPITAL REGIONAL LABORATORY		1			1
CHILDREN'S MEMORIAL HOSPITAL			1	100%	1
AUSTIN URGENT CARE			1	100%	1
SSC NASHVILLE OPERATING CO LLC D/B/A		1			1
MEDONE URGENT CARE			1	100%	1
Court House Center		1			1
HOSPITAL SISTERS HEALTH SYSTEM (HSBS)			1	100%	1
GEORGE WASHINGTON UNIVERSITY HOSPITAL			1	100%	1
APOLLO ADVANCED HOME HEALTH CORP			1	100%	1
VIVEX/UMTB BIOMEDICAL			1	100%	1
HEALTHCARE ASSOCIATES OF IRVING, LLP			1	100%	1
QUEST INC			1	100%	1
OPTUM MEDICAL CLINIC IN ROCKRIMMON			1	100%	1
Kroger 682 - The Little Clinic New Holland Market			1	100%	1
WINNIFRED ASSISTED LIVING FACILITY INC		1			1
COMMUNITY			1	100%	1
WALGREENS #15369		1			1
SOUTHWEST REGIONAL PCR LABORATORY			1	100%	1
LAKE LURE HEALTH CENTER			1	100%	1
STERLING HOUSE OF PORT ORANGE		1			1
Walgreens #3661		1			1
WINDMOOR HEALTHCARE			1	100%	1
NORWALK HOSPITAL			1	100%	1
MED-LAKE LABORATORY			1	100%	1
QC LABORATORY			1	100%	1

COVID-19: testing by laboratory

Data through Mar 30, 2021 verified as of Mar 31, 2021 at 09:25 AM

Data in this report are provisional and subject to change.

The numbers in the table below represent the number of Florida and non-Florida residents for whom test results were received by the Department of Health. A person can be tested by more than one laboratory and can have both positive and negative results. **Therefore, the sum of the numbers in each column will be larger than the total number of people tested.**

Reporting lab	Inconclusive	Negative	Positive	Percent positive	Total
CATERPILLAR INC - MIAMI DISTRIBUTION CENTER			1	100%	1
Heritage Inn Health and Rehabilitation		1			1
Kroger 698 - The Little Clinic 14th Street/Bell		1			1
HEALTHCARE AND REHAB OF SANFORD			1	100%	1
KENT		1			1
MERRILL GARDENS AT CHAMPIONSGATE			1	100%	1
VISTA LAKE ASSISTED LIVING			1	100%	1
VIRTUA HEALTH AND REHABILITATION		1			1
Kroger 683 - The Little Clinic Foothills Plaza		1			1
TITUS REGIONAL MEDICAL CENTER			1	100%	1
Mason Health and Rehab		1			1
COASTAL ER IX, PHYSICIANS PREMIER			1	100%	1
PORTAGE MEDICAL CENTER			1	100%	1
ST MARYS HEALTH CARE SYSTEM		1			1
ST ANTHONY'S PINELLAS CARE CLINIC			1	100%	1
INDIAN RIDGE		1			1
Brownwood Nusing & Rehabilitation		1			1
PALM BEACH DIABETES AND ENDOCRINE SPECIALISTS, PA			1	100%	1
PEDRO L ORTEGA MD PA			1	100%	1
THE LITTLE CLINIC LLC			1	100%	1
SAINT BARNABAS MEDICAL CENTER		1			1
HELGEMO & LIOU PEDIATRICS			1	100%	1
BAYOU URGENT CARE			1	100%	1
Le Roy Village Green		1			1
Kroger 390 - The Little Clinic North College Hill		1			1
ORCHID TERRACE		1			1
CAPITAL HEALTH PLAN - GOVERNORS SQUARE			1	100%	1
HEALTHFORCE PARTNERS INC			1	100%	1
Brown Nursing Home		1			1
ASSURANCE HEALTHCARE AND COUNSELING CENTER		1			1
CHRISTIAN REST HOME ASSOC		1			1
MY URGENT CARE CLINIC			1	100%	1
Alexandria Place		1			1
CROSS CREEK HEALTH CARE		1			1
Bethany Manor		1			1
ACCOMPLISHED HOME CARE		1			1
BMC/NASSAU			1	100%	1
RIVIERA BEACH HEALTH CENTER LAB			1	100%	1
RAPID CITY REGIONAL HOSPITAL -579 ATTN. LABORATORY		1			1
WMC HEALTH GROUP INC			1	100%	1
DOCTORS HEARING			1	100%	1
PHYSICIANS ASSOCIATES			1	100%	1
MEDEXPRESS URGENT CARE - ST CLAIR, CLOVER DR.		1			1
PIONEER CLINICAL RESEARCH LLC			1	100%	1
CARESTAT HOSPICE SERVICES			1	100%	1
SOLARIS HEALTHCARE PLANT CITY		1			1
PRISMA HEALTH TUOMEY LABORATORY			1	100%	1

COVID-19: testing by laboratory

Data through Mar 30, 2021 verified as of Mar 31, 2021 at 09:25 AM

Data in this report are provisional and subject to change.

The numbers in the table below represent the number of Florida and non-Florida residents for whom test results were received by the Department of Health. A person can be tested by more than one laboratory and can have both positive and negative results. **Therefore, the sum of the numbers in each column will be larger than the total number of people tested.**

Reporting lab	Inconclusive	Negative	Positive	Percent positive	Total
Kroger 767 - The Little Clinic Beaumont		1			1
TITUSVILLE REHABILITATION AND NURSING CENTER		1			1
HEALTH AND HOPE CLINIC INC			1	100%	1
MEDICAL CITY NORTH HILLS			1	100%	1
GILBERT MEDICAL GROUP			1	100%	1
USF PHYSICIANS GROUP			1	100%	1
FLAGLER HOME CARE			1	100%	1
THEDACARE FAMILY MEDICINE GATEWAY			1	100%	1
ACCESS FAMILY CARE LLC			1	100%	1
WEST PALM BEACH PHARMACEUTICALS LLC			1	100%	1
EASTGENE LABORATORIES		1			1
NORTH PALM CHIDRENS PHYSICIANS			1	100%	1
ISLAND NURSING HOME			1	100%	1
WESTCHESTER MEDICAL CENTER ADVANCED		1			1
BROOKDALE FORT WALTON BEACH			1	100%	1
HUGH CHATHAM FAMILY MEDICINE INDEPENDENCE		1			1
NORTH SHORE HEMATOLOGY-ONCOLOGY ASSOCIATES PC		1			1
Springdale Village		1			1
LAKEWOOD RANCH MEDICAL GROUP LLC			1	100%	1
LAKESIDE MEDICAL CENTER		1			1
Princeton Place			1	100%	1
SPEARE MEMORIAL HOSPITAL			1	100%	1
BRUNSWICK HEALTH AND REHABILITATION CE		1			1
MAYO MEDICAL LABORATORIES			1	100%	1
Garden View Care Center at Dougherty Ferry		1			1
WINDSOR MANOR			1	100%	1
CAREFIRST URGENT CARE - BEECHMONT			1	100%	1
NHC Chattanooga			1	100%	1
GULF COAST VILLAGE HOME HEALTH INC			1	100%	1
PRIMARY CARE GROUP LLC		1			1
LEESBURG DIALYSIS CENTER		1			1
Kroger 086 - The Little Clinic Broomfield-Sheridan		1			1
MINUTECLINIC DIAGNOSTIC OF NH, LLC (CL		1			1
IMMY LABS			1	100%	1
ARISTACARE AT MANCHESTER		1			1
TOXUSALABS DBA CONNECTDX LABS		1			1
PATHOLOGY ASSOCIATES			1	100%	1
BAXTER REGIONAL MEDICAL CENTER			1	100%	1
PARK AVENUE DERMATOLOGY NORTH			1	100%	1
COMMUNITY MEDICAL CARE			1	100%	1
TRAVIS LEE THOMPSON MD			1	100%	1
Mission Arch Center		1			1
HOWELL BRANCH COURT			1	100%	1
SCRIPTS PLUS INC DBA THE MEDICINE SHOP		1			1
GREYSTONE HOME HEALTH OF GREATER ORLANDO LLC		1			1
BASCOM PALMER-MICRO LAB			1	100%	1
ARNOLD PALMER HOSPITAL LAB POCT		1			1

COVID-19: testing by laboratory

Data through Mar 30, 2021 verified as of Mar 31, 2021 at 09:25 AM

Data in this report are provisional and subject to change.

The numbers in the table below represent the number of Florida and non-Florida residents for whom test results were received by the Department of Health. A person can be tested by more than one laboratory and can have both positive and negative results. **Therefore, the sum of the numbers in each column will be larger than the total number of people tested.**

Reporting lab	Inconclusive	Negative	Positive	Percent positive	Total
TWIN			1	100%	1
BROOKDALE AVONDALE (BU 04360)			1	100%	1
Metairie Healthcare Center			1	100%	1
KENNEDY BOULEVARD DIALYSIS			1	100%	1
HEALTH FIRST HOME CARE		1			1
FLORHAM PARK ENDOSCOPY CENTER		1			1
WY RETIREMENT CENTER		1			1
Canandaigua VAMC		1			1
GOLDING-GRANADO MEDICAL ASSOCIATES		1			1
MINUTE CLINIC DIAGNOSTICS OF IN, LLC #6252		1			1
EILEEN TURBESSI MD PA		1			1
LITTLE COMPANY OF MARY HOSPITAL			1	100%	1
Victoria Manor		1			1
PRACTITIONERS IN MOTION			1	100%	1
BRIAN C GRINER MD LLC			1	100%	1
Kroger 682 - The Little Clinic Combs and Gantzel		1			1
FLAGLER COUNTY BOARD OF COUNTY COMMISSIONERS			1	100%	1
DECATUR MORGAN HOSPITAL - DECATUR GENE		1			1
NORTHEAST TEXAS DIALYSIS		1			1
PAMC MICRO LAB			1	100%	1
MED TECH CLINICAL LABORATORY		1			1
WALGREENS # 09788		1			1
ASHLEY PEDICATRICS DAY AND NIGHT CLINIC			1	100%	1
FLORIDA CLINICAL LABORATORY INC DBA			1	100%	1
ORLANDO HEALTH MEDICAL GROUP			1	100%	1
SALUDA NURSING CENTER		1			1
MINUTE CLINIC DIAGNOSTIC PA			1	100%	1
CARENOW MIDTOWN			1	100%	1
HALIFAX HEALTH PRIMARY CARE			1	100%	1
CVS TX3702POCT KATY		1			1
NANCY M WORTHINGTON MD PA			1	100%	1
COSTCO PHARMACY #1023			1	100%	1
NCH HEALTHCARE CREEKSIDE ENDOSCOPY			1	100%	1
STANLY REGIONAL MEDICAL CENTER			1	100%	1
NULL			1	100%	1
FAMILY PHYSICIANS OF WINTER PARK, INC			1	100%	1
Garden Villa Bedford		1			1
FLORIDA STATE UNIVERSITY HEALTH SERVICES			1	100%	1
JERSEY IRISH MEDICAL (DBA AFC URGENT C			1	100%	1
BOCA RATON PHYSICIANS PA			1	100%	1
WINCHESTER HOSPITAL			1	100%	1
NORTH SHORE HEMATOLOGY-ONCOLOGY ASSOCIATES		1			1
CENTRAL TX URGENT CARE			1	100%	1
JOHNSON MEDICAL SERVICES			1	100%	1
CARENOW URGENT CARE - ANTIOCH		1			1
Central Park Healthcare & Rehabilitation Center		1			1
CLEVELAND CLINIC FLORIDA LAB			1	100%	1

COVID-19: testing by laboratory

Data through Mar 30, 2021 verified as of Mar 31, 2021 at 09:25 AM

Data in this report are provisional and subject to change.

The numbers in the table below represent the number of Florida and non-Florida residents for whom test results were received by the Department of Health. A person can be tested by more than one laboratory and can have both positive and negative results. **Therefore, the sum of the numbers in each column will be larger than the total number of people tested.**

Reporting lab	Inconclusive	Negative	Positive	Percent positive	Total
CELEBRATION HOSPITAL			1	100%	1
Kroger 379 - The Little Clinic Stony Brook		1			1
SONNI'S PEDIATRICS			1	100%	1
ALPHA 1 ANTITRYPSIN RESEARCH PROGRAM			1	100%	1
FAMILY MEDICINE AT KISSIMMEE		1			1
SAINT JOSEPH'S HOSPITAL AND MEDICAL CENTER		1			1
Seal Rock Healthcare		1			1
SONORAN DESERT PATHOLOGY			1	100%	1
ASPIRUS WAUSAU HOSPITAL			1	100%	1
HCL LABORATORIES			1	100%	1
FASTMED URGENT CARE			1	100%	1
SOUTHERN REGIONAL MEDICAL CENTER		1			1
PALACE CARE AND REHAB		1			1
WELLSTAR SPALDING REGIONAL MEDICAL CENTER		1			1
DOCTOR TODAY URGENT CARE			1	100%	1
UCH LAB			1	100%	1
Oregon Veterans Home The Dalles		1			1
ST. PETERSBURG PEDIATRICS-SEMINOLE			1	100%	1
TARRYTOWN PHARMACY			1	100%	1
Village Green Health & Rehabilitation		1			1
Kroger 524 - The Little Clinic Iron Bridge Road		1			1
SUMMIT LABORATORY			1	100%	1
WALK IN FAMILY MEDICINE CENTER			1	100%	1
DONALSONVILLE HOSPITAL			1	100%	1
OPCO LLC LEGACY NURSING AND REHABILITA		1			1
PORTSMOUTH REG. HOSPITAL			1	100%	1
HEALTHALLIANCE HOSPITAL LABORATORY		1			1
COVENANT HEALTH		1			1
DEERFIELD BEACH REHABILITATION AND NURSING			1	100%	1
GOOD SAMARITAN SOCIETY - DE SMET		1			1
Illiana HCS -Danville VAMC		1			1
CVS NE5714POCT OMAHA		1			1
CENTRAL ALABAMA HEALTH CARE SYSTEM			1	100%	1
Kroger - KR003500568			1	100%	1
BRISTOL CHILDRENS CLINIC			1	100%	1
ACCESS MEDICAL GROUP OF TAMPA INC			1	100%	1
BAPTIST HOSPITAL FAMILY MEDICINE &			1	100%	1
MOUNT ST MARYS HOSPITAL OF NIAGARA FALLS			1	100%	1
ALL PEDIATRIC CARE PA			1	100%	1
ORDRS, INC.			1	100%	1
Maple Lane Nursing Home		1			1
Eagle Point Health Care Center		1			1
Woodstock Nursing and Rehabilitation Center		1			1
BATESVILLE - SHERWOOD URGENT CARE			1	100%	1
RIVERSIDE PEDIATRIC GROUP, INC		1			1
CVS IL2297652CV CHICAGO		1			1
POETS WALK SARASOTA			1	100%	1

COVID-19: testing by laboratory

Data through Mar 30, 2021 verified as of Mar 31, 2021 at 09:25 AM

Data in this report are provisional and subject to change.

The numbers in the table below represent the number of Florida and non-Florida residents for whom test results were received by the Department of Health. A person can be tested by more than one laboratory and can have both positive and negative results. **Therefore, the sum of the numbers in each column will be larger than the total number of people tested.**

Reporting lab	Inconclusive	Negative	Positive	Percent positive	Total
CARDIOLOGY AND FITNESS MEDICINE		1			1
CVS CA9145POCT SANTEE			1	100%	1
INTERNAL MEDICINE ASSOCIATES		1			1
OAKWOOD HOSPITAL - DEARBORN LAB			1	100%	1
FREEPORT ER DOX URGENT CARE		1			1
SEPULVEDA OUTPATIENT AND NURSING HOME CARE			1	100%	1
Kroger 410 - The Little Clinic Trinity		1			1
METROWEST MEDICAL CENTER - FRAMINGHAM			1	100%	1
BEAUMONT HOSPITAL, GROSSE POINTE			1	100%	1
Redwood Springs Healthcare			1	100%	1
FELD ENTERTAINMENT			1	100%	1
COVENANT HOSPITAL HOBBS D/B/A COVENANT		1			1
Florence Home		1			1
MEDOR/ACC SYNCHRONY			1	100%	1
VA Tennessee Valley HCS-Nashville Campus			1	100%	1
MOBILE MEDICAL CLINIC			1	100%	1
FLORIDA HOSPITAL ORMOND BEACH			1	100%	1
EVERGREEN NURSING HOME		1			1
ADVANCED URGENT CARE PLLC		1			1
SUREPOINT URGENT CARE PADRE ISLAND			1	100%	1
Ohman Family Living at Holly Assisted Living		1			1
ST. MARY MEDICAL CENTER		1			1
WALGREENS_CHICAGO		1			1
LEHIGH PULMONARY ASSOCIATES			1	100%	1
FAMILY MEDICAL CENTER		1			1
Kroger 465 - The Little Clinic Oakley		1			1
HOLSTON MEDICAL GROUP		1			1
SHANDSCAIR FLIGHT PROGRAM			1	100%	1
A PATTERN MEDICAL CLINIC		1			1
AMERICAN MEDICAL RESPONSE - FARMER BRA		1			1
Eden Meadows		1			1
CLUB HEALTH AND REHABILITATION CENTER, THE		1			1
COMMUNITY HOSPITALS INDIANAPOLIS			1	100%	1
TSALI CARE CENTER		1			1
REGENTS PARK OF JACKSONVILLE			1	100%	1
PASTEUR MEDICAL CENTER LLC		1			1
ORMC-ARDEN/EOI			1	100%	1
RINGLING HEALTH CENTER			1	100%	1
NORTH SHORE MEDICAL CENTER - SALEM HOSPITAL			1	100%	1
VCU HEALTH SYSTEM AUTHORITY - MCV HOSPITALS			1	100%	1
MEDEXPRESS URGENT CARE - UNIONTOWN		1			1
MEDICAL CENTER AFFILIATES PALM SPRINGS			1	100%	1
Schenectady Center for Rehabilitation & Nursing		1			1
ARCPOINTLABS OF VIRGINIA BEACH		1			1
EAST TENNESSEE STATE UNIVERSITY		1			1
Kroger 629 - The Little Clinic Cartersville, GA Hwy 41		1			1
TMH PHYSICIAN PARTNERS			1	100%	1

COVID-19: testing by laboratory

Data through Mar 30, 2021 verified as of Mar 31, 2021 at 09:25 AM

Data in this report are provisional and subject to change.

The numbers in the table below represent the number of Florida and non-Florida residents for whom test results were received by the Department of Health. A person can be tested by more than one laboratory and can have both positive and negative results. **Therefore, the sum of the numbers in each column will be larger than the total number of people tested.**

Reporting lab	Inconclusive	Negative	Positive	Percent positive	Total
Kroger 923 - The Little Clinic Centerville		1			1
PowerBack Piscataway Center		1			1
FRANKLIN CBOC			1	100%	1
Mercy Manor Transition Center			1	100%	1
ACCESS TOTAL CARE - PORTLAND			1	100%	1
ADVANTA LABS, LLC		1			1
PEDIATRIC ASSOCIATES OF ORLANDO			1	100%	1
Piedmont Crossing		1			1
ASUNCION HOME HEALTH CARE CORP			1	100%	1
LSU MEDICAL CENTER			1	100%	1
Highland Ave. Eye Clinic		1			1
THE READING HOSPITAL AND MEDICAL CENTER			1	100%	1
MIAMI-DADE COUNTY HEALTH DEPT.		1			1
PHOEBE PRIMARY CARE CAMILLA			1	100%	1
TREASURE COAST MEDICAL CONCIERGE LLC			1	100%	1
Kroger 407 - The Little Clinic Lexington		1			1
Cornerstone at the Ranch		1			1
FREDERICK AVENUE GROUP HOME		1			1
UNIVERSITY PLACE NURSING CENTER		1			1
CULVER CITY URGENT CARE			1	100%	1
CEPERO PEDIATRICS PA			1	100%	1
MEDEXPRESS URGENT CARE - PINE BLUFF S		1			1
PALM BEACH COUNTY SHERIFF OFFICE			1	100%	1
ST. MICHAEL'S ELITE HOSPITAL			1	100%	1
NORTHEAST GEORGIA HEALTH SYSTEM			1	100%	1
HARDIN MEMORIAL HOSPITAL - HEARTLAND PATHOLOGY CONSULTANTS			1	100%	1
MEDICAL CLINIC OF HOUSTON			1	100%	1
MED CHOICE CENTER OF NORTH MIAMI			1	100%	1
Fulton County Medical Center Long Term Care			1	100%	1
NULEASE MEDICAL SOLUTIONS			1	100%	1
MYCLINIC, INC			1	100%	1
ST. LUKES HOSPITAL			1	100%	1
AUTUMN HOUSE			1	100%	1
Miller Health Care Center			1	100%	1
AMERICA'S ER SITE 002 LLC			1	100%	1
CLEVELAND CLINIC OUTPATIENT LABORATORY			1	100%	1
ROCKLEDGE HEALTH & REHABILITATION CENTER			1	100%	1
BGB SUMMIT MEDICAL GROUP		1			1
WESTEX URGENT CARE, PLLC			1	100%	1
MEMORIAL SATILLA HEALTH			1	100%	1
JOHN PETER SMITH HOSPITAL- OB TRIAGE			1	100%	1
ASHLEY PEDIATRICS DAY & NIGHT CLINIC			1	100%	1
FIT4LIFE MEDICAL CENTER			1	100%	1
Altenheim Senior Living		1			1
ALTAMONTE SPRINGS WALK IN MED CENTER			1	100%	1
Kroger 618 - The Little Clinic Trail Creek Village		1			1
CVS OH6164POCT DELAWARE		1			1

COVID-19: testing by laboratory

Data through Mar 30, 2021 verified as of Mar 31, 2021 at 09:25 AM

Data in this report are provisional and subject to change.

The numbers in the table below represent the number of Florida and non-Florida residents for whom test results were received by the Department of Health. A person can be tested by more than one laboratory and can have both positive and negative results. **Therefore, the sum of the numbers in each column will be larger than the total number of people tested.**

Reporting lab	Inconclusive	Negative	Positive	Percent positive	Total
Brio of Johnston		1			1
ALL CARE URGENT CARE			1	100%	1
SEVEN HILLS HEALTHCARE GROUP LLC DBA		1			1
HUDSON REGIONAL HOSPITAL			1	100%	1
BRIDGEWAY CENTER INC			1	100%	1
CASA DE ORO CARE AND REHABILITATION CE		1			1
UF HEALTH EMERGENCY CENTER LABORATORY		1			1
MOUNT SINAI HOSPITAL OF QUEENS			1	100%	1
UNIVERSITY OF MARYLAND PATHOLOGY ASSOCIATES			1	100%	1
THE HOSPITALS OF PROVIDENCE EMERGENCY ROOM			1	100%	1
CIRRUS DX			1	100%	1
CLINICAL CARE, INC			1	100%	1
Caldwell Care		1			1
Kroger 569 - The Little Clinic Gallatin		1			1
ORMOND PEDIATRICS PA			1	100%	1
DAYTONA BEACH CENTRA CARE			1	100%	1
GULF COUNTY HEALTH DEPARTMENT			1	100%	1
WESTON COUNTY HEALTH SERVICES			1	100%	1
HALE KUPUNA HERITAGE HOME		1			1
MEDEXPRESS URGENT CARE PENNSVILLE		1			1
FLORIDA EPIDEMIOLOGY PROGRAM			1	100%	1
JACKSONVILLE HEALTH & REHAB		1			1
Fairhaven Retirement Community		1			1
GOOD PEDIATRICS			1	100%	1
MEDICAL ASSOCIATES OF THE SHOALS		1			1
MARTIN HEALTH PHYSICIAN GROUP			1	100%	1
NEXT LEVEL URGENT CARE (WOODLANDS)			1	100%	1
TIMPANOGOS REGIONAL HOSPITAL			1	100%	1
Greenhaven Health and Rehabilitation		1			1
Rockcastle Health and Rehab		1			1
Autumn Care of Suffolk		1			1
CARING PROFESSIONAL HEALTH CARE LLC		1			1
SMITH			1	100%	1
ALL AMERICAN FAMILY AND GERIATRIC CARE			1	100%	1
VICTORIA PAIN AND REHABILITATION CENTER			1	100%	1
TITUSVILLE TOWERS ASSISTED LIVING		1			1
MEDERI CARETENDERS VS OF SE FL LLC DBA			1	100%	1
SISTERS MISSION			1	100%	1
PUBLIX PHARMACY #0332		1			1
MAHONEY PEDIATRICS PA			1	100%	1
TILE PHARMACY		1			1
FAMILY MEDICAL CLINIC KENDALL LLC			1	100%	1
AMERICAN LAB LLC		1			1
SAINT ALPHONSUS REGIONAL MEDICAL CENTER			1	100%	1
CVS NE8616POCT LINCOLN		1			1
SAINT AGNES HOSPITAL			1	100%	1
TMH PHYSICIAN PARTNERS QUINCY			1	100%	1

COVID-19: testing by laboratory

Data through Mar 30, 2021 verified as of Mar 31, 2021 at 09:25 AM

Data in this report are provisional and subject to change.

The numbers in the table below represent the number of Florida and non-Florida residents for whom test results were received by the Department of Health. A person can be tested by more than one laboratory and can have both positive and negative results. **Therefore, the sum of the numbers in each column will be larger than the total number of people tested.**

Reporting lab	Inconclusive	Negative	Positive	Percent positive	Total
LOUISIANA STATE LAB			1	100%	1
NEW RIVER HEALTH DISTRICT			1	100%	1
HEALTH CLINIC,THE		1			1
SILVERMAN			1	100%	1
DORNOCH PLACE DEL PRADO		1			1
Orange City Nursing and Rehab Center			1	100%	1
Piqua Manor		1			1
DORAL KIDNEY CENTER			1	100%	1
NEMOURS CHILDREN'S PRIMARY CARE			1	100%	1
Juniper Village at Bucks County		1			1
PALMETTO CHARTER SCHOOL□		1			1
MEDCARE QUALITY MEDICAL CENTER LLC			1	100%	1
Remarkable Healthcare Dallas			1	100%	1
LOGAN COUNTY HOSPITAL			1	100%	1
Kroger 016 - The Little Clinic Centennial		1			1
FIVE STAR PREMIER RESIDENCES OF POMPANO BEACH			1	100%	1
VANAJA SUREDDI MD PA			1	100%	1
SC-GA2018 THE RIDGE REHABILITATION & H		1			1
Avista Nursing and Rehab			1	100%	1
WORKFORCE HEALTH DEPARTMENT			1	100%	1
MEDICAL LIFE-INC GUIDEWELL EMERGENCY MEDICINE			1	100%	1
NOVANT HEALTH PRINCE WILLIAM WELLNESS CENTER			1	100%	1
AESTHETIC PHYSICIANS PC			1	100%	1
GENESIS HEALTH SYSTEM			1	100%	1
THE MEDICAL CENTER			1	100%	1
LANGLEY DIALYSIS			1	100%	1
Walgreens #10988		1			1
METHODIST HEALTHCARE - MEMPHIS HOSP		1			1
Good Samaritan Society - Albion		1			1
YOUTH HEALTH CENTER OF HUNTINGTON		1			1
ADDINGTON PLACE EAST LAKE		1			1
Grays Harbor Health and Rehabilitation		1			1
ADVANCED LABORATORY SERVICES			1	100%	1
Summit Medical Group Morristown Oncology		1			1
PALMA CEIA MED GROUP-SWANN		1			1
WELLPATH			1	100%	1
ALTA BATES SUMMIT MEDICAL CENTER CLINICAL LAB			1	100%	1
ROSE MEDICAL CENTER LAB			1	100%	1
DORA HOME CARE			1	100%	1
MEMPHIS URGENT CARE #2, LLC			1	100%	1
SAINT FRANCIS HOSPITAL			1	100%	1
PENNY PEDIATRICS		1			1
NORTH CAROLINA STATE LABORATORY OF PUBLIC HEALTH, SPECTRUM LAB NETWORK			1	100%	1
FLORIDA HOSPITAL TRANSPLANT CENTER		1			1
GULF BREEZE TREATMENT CENTER, LLC			1	100%	1
FAMILY MEDICAL CENTERS			1	100%	1
TMH PHYSICIAN PARTNERS WAKULLA			1	100%	1

COVID-19: testing by laboratory

Data through Mar 30, 2021 verified as of Mar 31, 2021 at 09:25 AM

Data in this report are provisional and subject to change.

The numbers in the table below represent the number of Florida and non-Florida residents for whom test results were received by the Department of Health. A person can be tested by more than one laboratory and can have both positive and negative results. **Therefore, the sum of the numbers in each column will be larger than the total number of people tested.**

Reporting lab	Inconclusive	Negative	Positive	Percent positive	Total
LIBERTY COMMONS NURSING AND REHABILITA		1			1
CLEMENT J ZABLOCKI VAMC		1			1
ARIZONA STATE LABORATORY			1	100%	1
Chateau Dville Rehab & Retirement		1			1
BROOKDALE WEST PALM BEACH			1	100%	1
SANCHEZ CAZAU MEDICAL GROUP			1	100%	1
FLORIDA HEART AND VASCULAR MULTISPECIALTY GROUP PA			1	100%	1
MINUTECLINIC LLC #3351			1	100%	1
THE DOCTORS OFFICE OF BRICK, LLC		1			1
EAST END PEDIATRICS		1			1
SARASOTA MEMORIAL HOSPITAL		1			1
TRANSCEND PERFORMANCE AND LIFESTYLE INSTITUTE			1	100%	1
JERSEY IRISH MEDICAL		1			1
CARENOW URGENT CARE-HENDERSONVILLE		1			1
JOHN HOPKINS WELLNESS CENTER PEPSICO			1	100%	1
BIOLOGICAL AND CHEMICAL EMERGENCIES LABORATORY			1	100%	1
QUALITY URGENT CARE CENTER			1	100%	1
MID-SOUTH URGENT CARE, PLLC			1	100%	1
EMERALD HEALTH CARE		1			1
PUBLIC HEALTH LABORATORIES			1	100%	1
PEDIATRIC ASSOCIATES - JACKSONVILLE			1	100%	1
COASTAL MANOR		1			1
TILLAMOOK COUNTY GENERAL HOSPITAL LAB		1			1
Walgreens #5421		1			1
MEDEXPRESS URGENT CARE - LAWTON		1			1
PASCO COUNTY HEALTH DEPARTMENT			1	100%	1
Villa Maria			1	100%	1
CVS OH2381POCT LEWIS CENTER		1			1
MEDEXPRESS URGENT CARE - LINCOLN		1			1
PRIME CARE FAMILY MEDICINE			1	100%	1
HEALTH NETWORK			1	100%	1
HEARTLAND PHARMACY SEBRING			1	100%	1
CLIFTON-FINE HOSPITAL LABORATORY		1			1
Bolingreen Health and Rehabilitation		1			1
VALLEY HOSPITAL MEDICAL CENTER		1			1
Shelbyville Manor		1			1
KENDALL PEDIATRICS PARTNERS LLC			1	100%	1
PURECARE PHARMACY		1			1
EVENTIDE LUTHERAN HOME		1			1
KAISER PERMANENTE REGIONAL REFERENCE LABORATORY		1			1
CENTRAL FL INTERNAL MEDICINE ASSOCIATES LLC		1			1
HIGHLANDS CLINICAL LABORATORY			1	100%	1
AHC Dyersburg		1			1
BAPTIST HOSPITAL EAST			1	100%	1
SHANNON MEDICAL CENTER			1	100%	1
URGENTMED			1	100%	1
CARE CENTER OF LAKE PLACID			1	100%	1

COVID-19: testing by laboratory

Data through Mar 30, 2021 verified as of Mar 31, 2021 at 09:25 AM

Data in this report are provisional and subject to change.

The numbers in the table below represent the number of Florida and non-Florida residents for whom test results were received by the Department of Health. A person can be tested by more than one laboratory and can have both positive and negative results. **Therefore, the sum of the numbers in each column will be larger than the total number of people tested.**

Reporting lab	Inconclusive	Negative	Positive	Percent positive	Total
Central Alabama Veterans HCS - West Campus		1			1
NORTH BREVARD CHILDRENS MEDICAL CENTER			1	100%	1
PROGRESSIVE MEDICAL LAB LLC			1	100%	1
APPLECARE URGENT CARE KINGSLAND			1	100%	1
ELATION HEALTH		1			1
WARREN GENERAL HOSPITAL			1	100%	1
MEA PRIMARY CARE PLUS BYRAM			1	100%	1
Medilodge of Kalamazoo		1			1
Schoenbrunn Healthcare		1			1
ST.ELIZABETH HEALTH CENTER	1				1
Northern Nevada State Veterans Home		1			1
APPLECARE URGENT CARE			1	100%	1
MEDICAL UNIVERSITY OF SOUTH CAROLINA			1	100%	1
CARE ADVANTAGE			1	100%	1
HUNTSVILLE HOSPITAL			1	100%	1
CARDIAC AND VASCULAR CONSULTANTS MD PA		1			1
CORPORATION OF AMERICA		1			1
FAMILY MEDICAL CENTER OF HOLLYWOOD PA			1	100%	1
UNIVERSITY OF MIAMI - LENNAR CENTER			1	100%	1
Harbor House		1			1
HALIFAX FAMILY HEALTH CENTER			1	100%	1
ABSOLUTE CAREGIVERS HOME HEALTH AGENCY INC			1	100%	1
JET MEDICAL CENTER			1	100%	1
INDIGO PALMS			1	100%	1
NORTH WEST FLORIDA DIAGNOSTIC ENOCRINOLOGY CLINIC			1	100%	1
VIVIAN SIMMONS FAMILY PRACTICE			1	100%	1
CELEBRATION FAMILY PHYSICIANS LLC			1	100%	1
CVS OH3481POCT MARYSVILLE		1			1
HEARTLAND OF ZEPHYRHILLS FL, LLC			1	100%	1
DESTIN SURGERY CENTER LTD		1			1
FAITH FAMILY PRACTICE			1	100%	1
MCR HEALTH MEDICAL EXPRESS			1	100%	1
CONNECTICUT PEDIATRICS @ CHC		1			1
HATLEY HEALTH CARE, INC		1			1
Williamstown Commons			1	100%	1
BROOKSVILLE REGIONAL HOSPITAL			1	100%	1
EH FARGO HOSPITAL LABORATORY			1	100%	1
ABRAKIDABRA KIDS CLINIC			1	100%	1
MEDHEALTH CLINICAL INC			1	100%	1
MYKIDZMD PEDIATRICS PLLC		1			1
ADVANCE CARDIOVASCULAR IMAGING, INC			1	100%	1
MANHATTAN EYE EAR AND THROAT HOSPITAL		1			1
777 URGENT CARE			1	100%	1
MEMORIAL HERMANN KATY HOSPITAL			1	100%	1
WEST VIRGINIA UNIVERSITY HOSPITALS			1	100%	1
RCP OF MEMORIAL WEST			1	100%	1
MEDEXPRESS URGENT CARE, MOSSIDE		1			1

COVID-19: testing by laboratory

Data through Mar 30, 2021 verified as of Mar 31, 2021 at 09:25 AM

Data in this report are provisional and subject to change.

The numbers in the table below represent the number of Florida and non-Florida residents for whom test results were received by the Department of Health. A person can be tested by more than one laboratory and can have both positive and negative results. **Therefore, the sum of the numbers in each column will be larger than the total number of people tested.**

Reporting lab	Inconclusive	Negative	Positive	Percent positive	Total
SPARTANBURG REGIONAL MEDICAL CENTER			1	100%	1
SAINT LEO UNIVERSITY INCORPORATED			1	100%	1
Royal Palm Beach Health and Rehab Center			1	100%	1
RESOURCE PATH LLC			1	100%	1
Port Orange Nursing And Rehab Center			1	100%	1
CHI MEMORIAL HOSPITAL CHATTANOOGA			1	100%	1
TENNOVA HEALTHCARE - CLEVELAND			1	100%	1
Heartland Health Care Center Jacksonville			1	100%	1
PEDRO MENENDEZ HEALTH CENTER AT ST JOHNS			1	100%	1
OMAHA VA MEDICAL CENTER			1	100%	1
ACUTE AND COMMUNICABLE DISEASE PREVENTION			1	100%	1
ORCHARD LABORATORIES			1	100%	1
ADVENTHEALTH MEDICAL GROUP OBSTETRICS AND			1	100%	1
TEXAS HEALTH ARLINGTON MEMORIAL HOSPITAL			1	100%	1
TEXAS HEALTH ARLINGTON MEMORIAL		1			1
PUBLIX PHARMACY #1114			1	100%	1
RANDOLPH COUNTY HEALTH & REHABILITATIO		1			1
EVEXIA DIAGNOSTICS			1	100%	1
OMC PRIMARY CARE - HOSPITAL CAMPUS			1	100%	1
PERRY COUNTY NURSING HOME		1			1
ULTIMATE KIDNEY CARE			1	100%	1
FLORIDA DEPARTMENT OF HEALTH PALM BEACH COUNTY			1	100%	1
RYE BEACH PHARMACY INC		1			1
CAH ACQUISITION COMPANY 11 LLC			1	100%	1
THE EMORY CLINIC			1	100%	1
Walgreens #12153		1			1
WALKIN MEDICAL URGENT CARE,NEW CITY			1	100%	1
BETHESDA DIALYSIS			1	100%	1
NORTH FLORIDA FAMILY MEDICINE			1	100%	1
TOMAH VAMC			1	100%	1
FALMOUTH HOSPITAL			1	100%	1
CVS MA2600POCT WEYMOUTH			1	100%	1
TRAFALGAR DIALYSIS			1	100%	1
SUNSHINE PEDIATRICS OF LUTz			1	100%	1
CVS IL7142POCT LOCKPORT		1			1
TFH HOME HEALTH INC			1	100%	1
Hillside Manor Rehabilitation and Extended Care Center		1			1
PHOEBE SUMTER MEDICAL CENTER LABORATORY		1			1
CONTINENTAL HOME HEALTH CARE INC			1	100%	1
MISSISSIPPI VALLEY REGIONAL BLOOD CENTER			1	100%	1
LabCorp L#09258295 M#09258285			1	100%	1
ALLEGANY COUNTY DEPARTMENT OF HEALTH		1			1
A.G. Rhodes		1			1
TAYLOR COUNTY HEALTH DEPARTMENT			1	100%	1
COURTLAND TERRACE		1			1
AURORA CONSOLIDATED LABORATORY			1	100%	1
The Center at Centennial			1	100%	1

COVID-19: testing by laboratory

Data through Mar 30, 2021 verified as of Mar 31, 2021 at 09:25 AM

Data in this report are provisional and subject to change.

The numbers in the table below represent the number of Florida and non-Florida residents for whom test results were received by the Department of Health. A person can be tested by more than one laboratory and can have both positive and negative results. **Therefore, the sum of the numbers in each column will be larger than the total number of people tested.**

Reporting lab	Inconclusive	Negative	Positive	Percent positive	Total
Kroger 705 - The Little Clinic Richmond		1			1
Hawthorne House		1			1
CAROLINAS HEALTHCARE SYSTEM LAB			1	100%	1
CVS HEALTH, #5962		1			1
CVS AZ69POCT PEORIA		1			1
SUNRISE CLINIC SANTA ROSA		1			1
WEST CARVER MEDICAL ASSOCIATES		1			1
PROMUS DIAGNOSTICS, LLC			1	100%	1
Greencroft Goshen		1			1
BELLMORE PEDIATRICS		1			1
CVS TX7825POCT FRISCO		1			1
RED BUG LAKE ROAD OVIEDO COVID			1	100%	1
LAS PALMAS MEDICAL CENTER			1	100%	1
LYSTER MAIN LAB, FT RUCKER		1			1
DSI LABORATORIES-NAPLES-7TH			1	100%	1
OHSU LABORATORY SERVICES		1			1
LIBERTY URGENT CARE			1	100%	1
REGIONAL MEDICAL LABORATORY			1	100%	1
Rehab Select of Talladega		1			1
ABRAZO WEST CAMPUS			1	100%	1
PREMIUM HOME HEALTH CARE INC			1	100%	1
HEALTHPARTNERS HUDSON CLINIC			1	100%	1
STONECREST MEDICAL CENTER		1			1
BLAKE AT PENSACOLA OPERATION CO, LLC, THE			1	100%	1
SANTA ROSA PEDIATRICS			1	100%	1
Acts Manor House		1			1
UABC			1	100%	1
INTERNAL MEDICINE GROUP OF CENTRAL FLORIDA			1	100%	1
SUN CLINICAL LABORATORIES			1	100%	1
BEAUMONT HOSPITAL			1	100%	1
HUNEYCUTT FAMILY PRACTICE			1	100%	1
ANDERSON FAMILY MEDICINE			1	100%	1
METROPOLITAN			1	100%	1
LITTLE FALLS HOSPITAL LABORATORY		1			1
FLORIDA HOME HEALTH			1	100%	1
Arch Plaza Nursing and Rehabilitation Center			1	100%	1
CANDLER HOSPITAL			1	100%	1
HARDIN HEALTH INC		1			1
JACKSON MADISON CO. GEN. HOSPITAL			1	100%	1
SURGERY CENTER, THE			1	100%	1
ER NEAR ME HULEN		1			1
JAX FAMILY CARE		1			1
SIERRA HEALTH CARE CENTER		1			1
HARMONY HEALTHCARE ORLANDO INC		1			1
SMITH KLINE			1	100%	1
FLORIDA ADVANCED MEDICAL AND DERM AESTHETICS LLC			1	100%	1
Robinson Terrace Rehabilitation and Nursing Center		1			1

COVID-19: testing by laboratory

Data through Mar 30, 2021 verified as of Mar 31, 2021 at 09:25 AM

Data in this report are provisional and subject to change.

The numbers in the table below represent the number of Florida and non-Florida residents for whom test results were received by the Department of Health. A person can be tested by more than one laboratory and can have both positive and negative results. **Therefore, the sum of the numbers in each column will be larger than the total number of people tested.**

Reporting lab	Inconclusive	Negative	Positive	Percent positive	Total
BRIDGES AT LIFE CARE CENTER OF OCALA, THE			1	100%	1
ANY LAB TEST NOW JACKSONVILLE		1			1
DAVITA DIALYSIS-NORTH			1	100%	1
ADAPTIVE BIOTECHNOLOGIES			1	100%	1
DR PHILLIPS CENTER FOR WELLNESS		1			1
Kroger 500 - The Little Clinic Speedway		1			1
URGENT CARE CENTER OF PORT ORANGE LLC			1	100%	1
ENCOMPASS HEALTH HOME HEALTH		1			1
Valley View Health and Rehabilitation, LLC		1			1
MARTIN LUTHER KING RENAL INSTITUTE			1	100%	1
Harris Hill Nursing Facility		1			1
WEST VIRGINIA LABORATORIES			1	100%	1
WEST FLORIDA MEDICAL CENTER CLINIC			1	100%	1
FRESENIUS MEDICAL CARE TRADTION			1	100%	1
DEVLIN MANOR NURSING AND REHABILITATION		1			1
MCCALLIE SCHOOL-STUDENT HEALTH CENTER		1			1
PAUL C SCHWARTZ & MELVIN L WEIDMAN		1			1
ATMORE COMMUNITY HOSPITAL			1	100%	1
FLORIDA DIGESTIVE AND LIVER SPECIALISTS			1	100%	1
HELIX BIOMEDICS LLC			1	100%	1
CONSULATE HEALTH CARE OF VERO BEACH			1	100%	1
MEDIPLUS CLINIC, INC			1	100%	1
MARYLAND DEPARTMENT OF HEALTH AND MENTAL HYGIENE			1	100%	1
GREATER TAMPA AT HOME			1	100%	1
SV MOBILE HEALTH			1	100%	1
Westminster Canterbury Richmond		1			1
OXY-GENLAB			1	100%	1
Ladera Center		1			1
CALIFORNIA PUBLIC HEALTH LABORATORY			1	100%	1
EPIC CARE PHARMACY		1			1
MOUNTAINVIEW URGENT CARE VALLEY		1			1
CVS MA654POCT ACTON		1			1
ARTESIAN HOME		1			1
Gulf Coast health and Rehabilitation, LLC		1			1
NONA MEDICAL ARTS		1			1
BLESSINGS MEDICAL CLINIC, THE			1	100%	1
LACKAWANNA HEALTH AND REHAB CENTER		1			1
EXPRESS LAB LIVINGSTON			1	100%	1
GENESIS HOME HEALTH CARE SERVICES OF			1	100%	1
MISSION REGIONAL MEDICAL CENTER			1	100%	1
BIODORON LABORATORIES			1	100%	1
SUNRISE/QUAY COUNTY HEALTH CLINIC		1			1
PINELLAS POINT NURSING AND REHAB CENTER			1	100%	1
PEDIATRIC ASSOCIATES OF JULINGTON CREEK			1	100%	1
WALGREENS #06025		1			1
WELLCARE URGENT CARE			1	100%	1
CHATEAU MADELEINE - SENIOR LIVING & MEMORY CARE			1	100%	1

COVID-19: testing by laboratory

Data through Mar 30, 2021 verified as of Mar 31, 2021 at 09:25 AM

Data in this report are provisional and subject to change.

The numbers in the table below represent the number of Florida and non-Florida residents for whom test results were received by the Department of Health. A person can be tested by more than one laboratory and can have both positive and negative results. **Therefore, the sum of the numbers in each column will be larger than the total number of people tested.**

Reporting lab	Inconclusive	Negative	Positive	Percent positive	Total
Accordius Health at Harrisonburg		1			1
WASHINGTON SOLDIERS HOME AND COLONY		1			1
OXLEY PARK HEALTH & REHAB		1			1
REGIONAL MED CTR BAYONET POINT			1	100%	1
VERITAS GENETICS, INC.			1	100%	1
OUCH URGENT CARE			1	100%	1
HEALTHPLUS			1	100%	1
SOUTHERN FAMILY HEALTH			1	100%	1
INNOVATIVE CARE II LLC			1	100%	1
San Antonio Residence and Rehabilitation Center		1			1
PULSE MEDICAL DOCTOTS LLC			1	100%	1
HARTFORD HEALTH CARE & REHABILITATION			1	100%	1
BAYLOR SCOTT & WHITE ALL SAINTS MEDICAL CENTER FT			1	100%	1
FAU MEMORY & WELLNESS CENTER			1	100%	1
FORT MYERS DIALYSIS		1			1
ATLANTIS VISION CENTER			1	100%	1
MEDEXPRESS NORTHSIDE			1	100%	1
STANDIFER PLACE		1			1
OCALA RKC EAST HEMO #1			1	100%	1
LANTANA HC LAB			1	100%	1
SHRIVERS PHARMACY AND WELLNESS CENTER			1	100%	1
Mayfair Village Nursing Care Center		1			1
Brown Memorial Home		1			1
MEMORIAL HERMANN SOUTHWEST HOSPITAL			1	100%	1
CVS KS8601POCT OVERLAND PARK			1	100%	1
ARLINGTON ADULT RESIDENTIAL FACILITY, INC			1	100%	1
SENCARE MANAGEMENT		1			1
HIDALGO FAMILY CLINIC			1	100%	1
HEALTH FIRST MEDICAL GROUP LLC			1	100%	1
FLORIDA FAMILY LABORATORY		1			1
BORINQUEN HEALTH CENTER			1	100%	1
LIFEGUARD AMBULANCE SERVICE LLC - BAY COUNTY			1	100%	1
Fairview			1	100%	1
TRIHEALTH			1	100%	1
ST JOHNS PEDIATRICS PA		1			1
OAKWOOD HOSPITAL - SOUTHSHORE			1	100%	1
LAS PALOMAS SENIOR LIVING		1			1
C V S / PHARMACY #833		1			1
CVS AZ9273POCT TUCSON			1	100%	1
WELL-KEY URGENT CARE SEVIERVILLE			1	100%	1
Kroger 006 - The Little Clinic Uintah Gardens		1			1
Fairhope		1			1
MINUTECLINIC DIAGNOSTIC OF VIRGINIA, LLC #1980		1			1
MCGUFFEY HEALTH CARE CENTER INC		1			1
Florence Nursing and Rehabilitation Center		1			1
MEDEXPRESS URGENT CARE - CABOT			1	100%	1
MEDAC AT PORTERS NECK			1	100%	1

COVID-19: testing by laboratory

Data through Mar 30, 2021 verified as of Mar 31, 2021 at 09:25 AM

Data in this report are provisional and subject to change.

The numbers in the table below represent the number of Florida and non-Florida residents for whom test results were received by the Department of Health. A person can be tested by more than one laboratory and can have both positive and negative results. **Therefore, the sum of the numbers in each column will be larger than the total number of people tested.**

Reporting lab	Inconclusive	Negative	Positive	Percent positive	Total
NOORANI MEDICAL CENTER LLC			1	100%	1
PHYSICIANS URGENT CARE			1	100%	1
THE HEART HOSPITAL BAYLOR PLANO			1	100%	1
CACERES SPECIALIZED GYNECOLOGY		1			1
Kroger 444 - The Little Clinic Dent		1			1
Elm Crest Senior Living Community		1			1
VA OPTOMETRY CLINIC			1	100%	1
Sage Bluff Health & Rehabilitation Center		1			1
BAYSHORE DIALYSIS			1	100%	1
PHYSICIAN ASSOCIATES, LLC			1	100%	1
EAGLE COUNTY HEALTH AND HUMAN SERVICES			1	100%	1
SEGAL INSTITUTE FOR CLINICAL RESEARCH INC			1	100%	1
EXPRESS CARE OF OCALA			1	100%	1
SARHA DOCTORS CENTER			1	100%	1
Walgreens #3049		1			1
Crowne Health Care of Eufaula		1			1
SCHUYLER HOSPITAL		1			1
FIRSTCARE MEDICAL CENTER			1	100%	1
COLLINS NURSING HOME		1			1
Vista Park			1	100%	1
BOCA RATON REGIONAL HOSPITAL		1			1
URGENT 202 COX CREEK PKWY		1			1
CONSOLIDATED			1	100%	1
MEDCOR CORPORATE CLINIC			1	100%	1
URGENT CARE OF COASTAL GEORGIA			1	100%	1
GIBSON AREA PRIMARY CARE			1	100%	1
SIGNATURE CARE MEMORIAL CITY			1	100%	1
TRUMAN MEDICAL CENTER - HOSPITAL HILL			1	100%	1
ALPHA CLINICAL LABORATORY CORP.			1	100%	1
Diversicare of Smyrna		1			1
MT SINA1 HOSPICE			1	100%	1
BAYMEADOWS PEDIATRIC CARE		1			1
WOOD COUNTY HEALTH DEPARTMENT			1	100%	1
PEDIATRIC PARTNERS			1	100%	1
MOUNT SINAI MEDICAL CENTER HIALEAH			1	100%	1
HENRY FORD HOSPITAL			1	100%	1
MISSION HOSPITAL – MEMORIAL CAMPUS			1	100%	1
Advanced Rehabilitation of Vernon		1			1
UNIVERSITY OF TOLEDO MEDICAL CENTER			1	100%	1
SACRED HEART HOSPITAL NURSING			1	100%	1
BROADWAY HEALTH FLORIDA MEDICAL CLINIC URGENT CARE			1	100%	1
FHPG SURGICAL ASSOCIATES OF EAST PASCO			1	100%	1
AMERICAN FAMILY CARE - SMYRNA			1	100%	1
QLABS			1	100%	1
KIOSK MEDICINE OF KENTUCKY LLC		1			1
HILTON HEAD HOSPITAL/INPATIENT			1	100%	1
CONCORDIA MANOR			1	100%	1

COVID-19: testing by laboratory

Data through Mar 30, 2021 verified as of Mar 31, 2021 at 09:25 AM

Data in this report are provisional and subject to change.

The numbers in the table below represent the number of Florida and non-Florida residents for whom test results were received by the Department of Health. A person can be tested by more than one laboratory and can have both positive and negative results. **Therefore, the sum of the numbers in each column will be larger than the total number of people tested.**

Reporting lab	Inconclusive	Negative	Positive	Percent positive	Total
SPHERE DX			1	100%	1
ST. JOHN HOSPITAL & MEDICAL CENTER			1	100%	1
MANOR CARE OF DELRAY BEACH FL LLC		1			1
CVS AZ9277POCT TUCSON		1			1
Chestnut Ridge Nursing & Rehab		1			1
PARK AVENUE PEDIATRICS PC		1			1
SANTA BARABARA ALF LLC (THE WINDSOR)			1	100%	1
FLORIDA HOSPITAL LAB			1	100%	1
Florida Baptist Retirement Center		1			1
BL DIAGNOSTICS LLC			1	100%	1
BOULDER COMMUNITY HOSPITAL			1	100%	1
LONG ISLAND MINIMALLY INVASIVE SURGERY		1			1
FIRST CARE OF GAINESVILLE			1	100%	1
Signature Healthcare of Georgetown		1			1
MEDCOR, INC			1	100%	1
JMJ FAMILY PRACTICE			1	100%	1
CURELOGICS WOUND CARE & HYPERBARIC CENTER		1			1
ASSOCIATES MD MEDICAL GROUP INC			1	100%	1
JP MORGAN CHASE HEALTH SERVICES			1	100%	1
BRANDON OUTREACH CLINIC			1	100%	1
UNIVERSITY OF SOUTH FLORIDA			1	100%	1
PREMIER HEALTH CARE INC			1	100%	1
PREMISEHEALTH		1			1
PALMETTO BAY MEDICAL CENTER			1	100%	1
GARNET HEALTH DOCTORS		1			1
EXCEL URGENT CARE OF NJ			1	100%	1
MOUNT SINAI MEDICAL CENTER AVENTURA ER			1	100%	1
Kroger - KR062000426			1	100%	1
HERNANDO COUNTY HEALTH DEPT			1	100%	1
Good Samaritan Society		1			1
BRONSON METHODIST HOSPITAL			1	100%	1
BMC MAYPORT			1	100%	1
ST JOHN'S MEDICAL CENTER, TETON VILLAGE			1	100%	1
RIVERVIEW HOSPITAL	1				1
ELAN MANATEE			1	100%	1
CVS KS8573POCT OVERLAND PARK		1			1
TRUCARE LIVING CENTERS - SELMA			1	100%	1
Troy Center for Rehabilitation & Nursing		1			1
CVS AZ9374POCT TUCSON		1			1
ALLIED PEDIATRICS & FAMILY MEDICINE			1	100%	1
RELIANCE HOME HEALTH CARE INC		1			1
WAYNE COUNTY PUBLIC HEALTH		1			1
GATEWAY LABORATORIES		1			1
URGENT CARE OF FORT LAUDERDALE INC			1	100%	1
DAVENPORT DIALYSIS CENTER		1			1
Dexter Health Care		1			1
HARBOR OAKS GOLDEN YEARS			1	100%	1

COVID-19: testing by laboratory

Data through Mar 30, 2021 verified as of Mar 31, 2021 at 09:25 AM

Data in this report are provisional and subject to change.

The numbers in the table below represent the number of Florida and non-Florida residents for whom test results were received by the Department of Health. A person can be tested by more than one laboratory and can have both positive and negative results. **Therefore, the sum of the numbers in each column will be larger than the total number of people tested.**

Reporting lab	Inconclusive	Negative	Positive	Percent positive	Total
KNAPP MEDICAL GROUP			1	100%	1
Douglas County Health Center		1			1
Belvoir Woods Health Care Center at The Fairfax		1			1
FAMILY MEDICINE AT CELEBRATION		1			1
CARESOUTH HHA HOLDINGS OF VIRGINIA, LLC			1	100%	1
EXAC CARE CROSSVILLE		1			1
IMMEDIATE CARE MEDICAL CENTER			1	100%	1
POINTE MEDICAL SERVICES INC			1	100%	1
DR DAN C TRIGG MEMORIAL HOSPITAL		1			1
ABE'S GARDEN/PARK MANOR APARTMENTS		1			1
WATERS EDGE ELEMENTARY SCHOOL			1	100%	1
Long Beach Care Center			1	100%	1
APS-SUMMIT CARE PHARMACY, LLC DBA OMNICARE		1			1
BRITTNEY WHELIHAN IRWIN ARNP LLC			1	100%	1
WMC HEALTH GROUP OF KISSIMMEE LLC			1	100%	1
PEDIATRIC ASSOCIATES - MIAMI LAKES		1			1
WRIGHT PATTERSON AFB MEDICAL CENTER			1	100%	1
FLORIDA DEPARTMENT OF HEALTH IN CITRUS COUNTY		1			1
BAM INC		1			1
APOLLOMDX LLC			1	100%	1
WEST FLORIDA HOSPITAL LABORATORY			1	100%	1
NORDX			1	100%	1
Regency Square			1	100%	1
CVS AZ3749POCT GOODYEAR		1			1
Portsmouth Health and Rehab			1	100%	1
LABORATORY SERVICES SGHS - CAMDEN		1			1
TAMPA GENERAL MEDICAL GROUP LABORATORY HEALTHPARK			1	100%	1
VELOCITY URGENT CARE - LITTLE CREEK			1	100%	1
HABANA HEALTH CARE CENTER			1	100%	1
Kroger 519 - The Little Clinic Staples Mill Road		1			1
FOUNDCARE HEALTH			1	100%	1
CVS AZ7855POCT TUCSON		1			1
CHIPLEY DIALYSIS			1	100%	1
MARQUETTE GENERAL HOSPITAL			1	100%	1
MEDEXPRESS URGENT CARE - LINDEN		1			1
JOSEPH REINA PHARMACY INC DBA JRX PHAR		1			1
HEART HOSPITAL OF LAFAYETTE: EMERGENCY ROOM			1	100%	1
PRIMARY & URGENT CARE CENTERS			1	100%	1
Pontotoc Health and Rehab		1			1
CVS IN6536POCT KOKOMO		1			1
REEVES COUNTY HOSPITAL DISTRICT			1	100%	1
TRADITIONAL MEDICINE CENTER			1	100%	1
SUMMIT COUNTY PUBLIC HEALTH DEPARTMENT			1	100%	1
WVU MEDICINE AT SUNCREST TOWNE CENTRE			1	100%	1
DIRECT PRIMARY CARE OF BURLESON			1	100%	1
GIFFORD MEMORIAL HOSPITAL		1			1
CAMBRIDGE HEALTH ALLIANCE			1	100%	1

COVID-19: testing by laboratory

Data through Mar 30, 2021 verified as of Mar 31, 2021 at 09:25 AM

Data in this report are provisional and subject to change.

The numbers in the table below represent the number of Florida and non-Florida residents for whom test results were received by the Department of Health. A person can be tested by more than one laboratory and can have both positive and negative results. **Therefore, the sum of the numbers in each column will be larger than the total number of people tested.**

Reporting lab	Inconclusive	Negative	Positive	Percent positive	Total
UNIVERSITY OF BALTIMORE WASHINGTON MEDICAL CENTER			1	100%	1
CHATEAU TERREBONNE HEALTH CARE		1			1
Terrace Glen Village		1			1
CYPRESS VILLAGE REHAB CENTER		1			1
NEVADA RURAL HOUSING AUTHORITY			1	100%	1
ODYSSEY HEALTH CARE OF MARION COUNTY LLC		1			1
The Pines at Poughkeepsie Center for Nursing and Rehabilitation		1			1
CARESOUTH HHA HOLDINGS OF THE TREASURE COAST LLC			1	100%	1
Courtenay Springs Village			1	100%	1
Moab Regional Hospital			1	100%	1
Kroger 968 - The Little Clinic Colerain Township		1			1
BAYCARE OUTREACH LAB AT NEW TAMPA			1	100%	1
UNIVERISTY HOSPITAL			1	100%	1
CENTRAL FLORIDA ADULT MEDICINE		1			1
FLORIDA SOUTHERN COLLEGE			1	100%	1
ADVENTHEALTH MEDICAL GROUP SENIOR HEALTH AT			1	100%	1
HILLSBORO MEDICAL CENTER MAIN LABORATO		1			1
DIAGNOSTIC GROUP INTEGRATED HEALTHCARE			1	100%	1
DIGNITY HEALING LLC			1	100%	1
ROAN MOUNTAIN MEDICAL CENTER			1	100%	1
THE CHILDREN'S HOSPITAL OF PHILADELPHIA		1			1
BAPTIST HEALTH ASI			1	100%	1
SOMA MEDICAL CENTER PA #2 OAKLAND			1	100%	1
Village Crest Center for Health & Rehabilitation		1			1
SHARON REGIONAL MEDICAL CENTER			1	100%	1
FLORIDA DEPARTMENT OF HEALTH IN BROWARD COUNTY		1			1
Tremont Health & Rehabilitation Center		1			1
CARESPOT - OCOEE			1	100%	1
NORTH SHORE HEMATOLOGY-ONCOLOGY ASSOCI		1			1
LAB PLUS, LLC			1	100%	1
ADVENT HEALTH - OWASA			1	100%	1
NEW YORK PRESBYTERIAN HOSPITAL			1	100%	1
Kroger - KRO70600172		1			1
SUSAN F. WILLIAMS M.D., P.A.			1	100%	1
PM PEDIATRICS OF BAYSIDE, PLLC		1			1
MOBILE INFIRMARY MEDICAL CENTER			1	100%	1
LEGACY SPECIALTY PHARMACY CORP			1	100%	1
PINNACLE PAIN CENTER PS DBA LYNX HEALTHCARE		1			1
BARRINGTON TERRACE NAPLES			1	100%	1
WEST FLORIDA MEDICAL ASSOCIATES			1	100%	1
STATE OF ALASKA			1	100%	1
NAVAL BRANCH HEALTH CLINIC			1	100%	1
DAUGHTERS OF SARAH NURSING CENTER		1			1
Towne Manor West		1			1
CLINICAL TRIALS OF TAMPA LLC		1			1
SKY RIDGE MEDICAL CENTER - MICRO			1	100%	1
SHAMRA MEDICAL LABORATORY			1	100%	1

COVID-19: testing by laboratory

Data through Mar 30, 2021 verified as of Mar 31, 2021 at 09:25 AM

Data in this report are provisional and subject to change.

The numbers in the table below represent the number of Florida and non-Florida residents for whom test results were received by the Department of Health. A person can be tested by more than one laboratory and can have both positive and negative results. **Therefore, the sum of the numbers in each column will be larger than the total number of people tested.**

Reporting lab	Inconclusive	Negative	Positive	Percent positive	Total
Newton Wellesley Center for Alzheimer's Care		1			1
MARYLAND DEPARTMENT OF HEALTH AND MENTAL HYGIENE-LABORATORIES			1	100%	1
FIU HEALTH CARE CENTER			1	100%	1
ROBINSON FAMILY CLINIC PA			1	100%	1
MOUNT SINAI MEDICAL CENTER OF FLORIDA INC			1	100%	1
CVS NE2741POCT LA VISTA		1			1
RENOWN REGIONAL MEDICAL CENTER			1	100%	1
LABTECH DIAGNOSTICS			1	100%	1
Kroger 433 - The Little Clinic Atoka		1			1
NORTHSIDE FAMILY MEDICINE		1			1
Sherwood Oaks Health Center			1	100%	1
PATHOLOGY		1			1
UNITED HEALTHCARE			1	100%	1
BRUSHY CREEK FAMILY HOSPITAL			1	100%	1
HAVASU REGIONAL MEDICAL CENTER			1	100%	1
Perham Living			1	100%	1
Kroger 929 - The Little Clinic Corryville		1			1
MEDEXPRESS URGENT CARE, MILLCREEK		1			1
RESTORE MEDICAL PARTNERS PLLC			1	100%	1
INTEGRATED GENETICS SEQUENOM		1			1
CVS CT692POCT NORTH HAVEN		1			1
EASTSIDE URGENT CARE			1	100%	1
MEDEXPRESS URGENT CARE - PATRICK STREE			1	100%	1
EDWARD HOSPITAL			1	100%	1
FRESENIUS KIDNEY CARE OCALA			1	100%	1
Kroger 359 - The Little Clinic Bellevue		1			1
CLAYTON NURSING AND REHABILITATION		1			1
BOLLES SCHOOL, THE			1	100%	1
WALGREENS #10308		1			1
METRO HEALTH HOSPITAL LABORATORY		1			1
CHILDREN'S HEALTHCARE OF ATLANTA		1			1
SC-GA2018 SIMPSONVILLE REHABILITATION		1			1
LRGHEALTHCARE		1			1
HEALTH CARE SERVICES LC			1	100%	1
CURA LABORATORY SERVICES			1	100%	1
Dulles Health and Rehab Center		1			1
5 STAR HOME HEALTH SERVICES INC		1			1
Manor Care Health Services- Wilmington			1	100%	1
STUDENT HEALTH CENTER			1	100%	1
2504-HOMEWOOD		1			1
Salem Hills Rehabilitation and Nursing Center		1			1
WESTCOAST FAMILY PRACTICE		1			1
UNIVERSITY OF VERMONT MEDICAL CENTER			1	100%	1
NEW YORK UNIVERSITY MEDICAL CENTER			1	100%	1
CENTRAL CAROLINA HOSPITAL			1	100%	1
NEW HORIZON PRIMARY CARE LLC			1	100%	1
COVE AT THE MARBELLA,THE			1	100%	1

COVID-19: testing by laboratory

Data through Mar 30, 2021 verified as of Mar 31, 2021 at 09:25 AM

Data in this report are provisional and subject to change.

The numbers in the table below represent the number of Florida and non-Florida residents for whom test results were received by the Department of Health. A person can be tested by more than one laboratory and can have both positive and negative results. **Therefore, the sum of the numbers in each column will be larger than the total number of people tested.**

Reporting lab	Inconclusive	Negative	Positive	Percent positive	Total
BAPTIST EMERGENCY HOSPITAL - KELLY			1	100%	1
Kroger 894 - The Little Clinic NEC		1			1
SACRED HEART MEDICAL CENTER			1	100%	1
ELKTON TRANSITIONAL CARE CENTER		1			1
GATEWAY FAMILY HEALTH CLINIC			1	100%	1
OCCUPATIONAL HEALTH CENTER		1			1
PEACE OF MIND REHAB CENTER		1			1
CVS MA915POCT BEVERLY			1	100%	1
Kroger 97 - The Little Clinic Hutchinson		1			1
ALBANNA PEDIATRICS CENTER			1	100%	1
MEDICAL ARTS LABORATORY			1	100%	1
MIDWEST COVENANT HOME, INC		1			1
WATERBURY HOSPITAL REFERENCE LAB			1	100%	1
Sharon Care Center			1	100%	1
SENTARA AMBULATORY CARE CLINIC			1	100%	1
BAYLOR SCOTT AND WHITE MEDICAL CENTER -CENTENTENNIAL			1	100%	1
URGENT CARE OF KANSAS CITY			1	100%	1
LP ELIZABETHTON		1			1
ASCARATE DIALYSIS			1	100%	1
MARTINSVILLE HEALTH AND REHAB			1	100%	1
INTERMOUNTAIN HEALTHCARE LABORATORY SERVICES			1	100%	1
BOCA CIEGA CENTER			1	100%	1
LAKE MARY OPTUM FLORIDA			1	100%	1
Kroger 670 - The Little Clinic Dawson Forest Rd & Hwy 19		1			1
CVS NE8626POCT LINCOLN		1			1
SYCAMORE MEDICAL CENTER-KETTERING HEALTH NETWORK			1	100%	1
C V S / PHARMACY #4396		1			1
URGENTMED PLANTATION			1	100%	1
PLANT CITY FAMILY CARE		1			1
ORANGE PEDIATRICS PA			1	100%	1
CVS NC6633POCT FAYETTEVILLE		1			1
KINGWOOD EMERGENCY CENTER			1	100%	1
GOSHEN HOSPITAL			1	100%	1
MONMOUTH MEDICALC ENTER		1			1
Dupage Care Center			1	100%	1
HOLLAND COMMUNITY HOSPITAL		1			1
Kroger 397 - The Little Clinic Frankfort East		1			1
SANITAS RESEARCH LLC			1	100%	1
HORIZON MEDICAL CENTER			1	100%	1
OAK HAVEN REHAB AND NURSING CENTER			1	100%	1
MAYO CLINIC OUTPATIENT DIALYSIS CENTER			1	100%	1
Willowbrooke Court at Normandy Farms Estates		1			1
MEDEXPRESS URGENT CARE - HADLEY		1			1
FLORIDA HEALTH CARE MEDICAL GROUP		1			1
MCLEOD MEMORIAL HOSPITAL CLARENDON			1	100%	1
Bethel Lutheran Nursing & Rehabilitation Center		1			1
LEGACY AT HIGHWOODS PRESERVE		1			1

COVID-19: testing by laboratory

Data through Mar 30, 2021 verified as of Mar 31, 2021 at 09:25 AM

Data in this report are provisional and subject to change.

The numbers in the table below represent the number of Florida and non-Florida residents for whom test results were received by the Department of Health. A person can be tested by more than one laboratory and can have both positive and negative results. **Therefore, the sum of the numbers in each column will be larger than the total number of people tested.**

Reporting lab	Inconclusive	Negative	Positive	Percent positive	Total
OCALA REGIONAL DIALYSIS- NORTH			1	100%	1
CAREWELL URGENT CARE FITCHBURG			1	100%	1
PREMIER FAMILY AND SPORTS MEDICINE LLC			1	100%	1
JACKSBORO URGENT CARE			1	100%	1
CRUSADER COMMUNITY HEALTH			1	100%	1
QUALITY CLINICAL LAB LLC			1	100%	1
CONCENTRA - OCALA		1			1
REFERENCE LABORATORY			1	100%	1
Memorial Health Care Center			1	100%	1
FAYETTE MEDICAL CENTER LAB		1			1
PULMONARY, CRITICAL CARE AND SLEEP DISORDERS INSTITUTE OF SOUTH FLORID			1	100%	1
LIMA MEMORIAL HOSPITAL			1	100%	1
Kingston Care Center of Fort Wayne		1			1
BSA PHYSICIANS GROUP, INC D/B/A BSA FAMILY MEDICAL			1	100%	1
SOUTHEAST MISSOURI HOSPITAL		1			1
Kroger 970 - The Little Clinic Westfield			1	100%	1
CVS OH3306POCT AKRON		1			1
The Evangelical Lutheran Good Samaritan Society Prescott Village		1			1
Coos County Nursing Home		1			1
BLANCHARD VALLEY HOSPITAL LABORATORY			1	100%	1
ALDEN PHARMACY		1			1
GARDEN VIEW CARE CENTER		1			1
ELMCROFT OF TIMBERLIN PARC			1	100%	1
EXPRESS WALK IN MEDICAL CENTER			1	100%	1
CENTRAL JERSEY URGENT CARE OF GREEN BR		1			1
OCEANVIEW NURSING AND REHABILITAION CENTER			1	100%	1
White Oak Manor - Rock Hill		1			1
ST JOHN HOSPITAL & MEDICAL CENTER MICRO			1	100%	1
CUSTOM SCRIPTS PHARMACY		1			1
MDS PHARMA SERVICES		1			1
SANTA CLARA VALLEY MEDICAL CENTER			1	100%	1
MEDEXPRESS-DOVER		1			1
STEWART FLORIDA ALF, INC			1	100%	1
WYOMING COUNTY DEPARTMENT OF HEALTH		1			1
EMERSON HOSPITAL LABORATORY			1	100%	1
Heritage Health of Peru			1	100%	1
RIVERSIDE MEDICAL CENTER		1			1
AMERICAN FAMILY CARE URGENT CARE		1			1
SPINE & PAIN CONSULTANT PLLC		1			1
EXPRESS CARE OF LEESBURG			1	100%	1
ST VINCENT'S AMBULATORY CARE INC			1	100%	1
BNJ		1			1
LRHS Pablo Urgent Care		1			1
CDR MAGUIRE - STUART MISSION			1	100%	1
BHS PHYSICIAN NETWORK			1	100%	1
WELLSTAR ATLANTA MEDICAL CENTER LABORA		1			1
Kroger 518 - The Little Clinic Hermitage		1			1

COVID-19: testing by laboratory

Data through Mar 30, 2021 verified as of Mar 31, 2021 at 09:25 AM

Data in this report are provisional and subject to change.

The numbers in the table below represent the number of Florida and non-Florida residents for whom test results were received by the Department of Health. A person can be tested by more than one laboratory and can have both positive and negative results. **Therefore, the sum of the numbers in each column will be larger than the total number of people tested.**

Reporting lab	Inconclusive	Negative	Positive	Percent positive	Total
UFHEALTH			1	100%	1
PRIMEX CLINICAL LABORATORIES INC			1	100%	1
MOUNT SINAI COMPREHENSIVE CANCER CENTER			1	100%	1
LOWER KEYS COMMUNITY HEALTH CENTER			1	100%	1
DR BAWA AND ASSOCIATES			1	100%	1
NEW ERA COMMUNITY HEALTH CENTER LLC		1			1
BROOKSHIRE, THE			1	100%	1
441 URGENT CARE CENTER - BROWNWOOD			1	100%	1
Community Compassion Center of Batesville			1	100%	1
FLAGLER PROFESSIONAL HEALTH CARE SERVICES INC		1			1
Heartland of Perrysburg		1			1
SANFORD LABORATORIES WATERTOWN			1	100%	1
MEDEXPRESS URGENT CARE-MEADVILLE			1	100%	1
Signature Healthcare of Fort Wayne		1			1
Kroger 838 - The Little Clinic Fairborn		1			1
SYNERGENE LABORATORY			1	100%	1
Falmouth By The Sea			1	100%	1
Hempfield Manor		1			1
MID FLORIDA BIOLOGICALS			1	100%	1
Kingston of Miamisburg		1			1
CLINICAL RESEARCH OF WEST FLORIDA		1			1
WASHINGTONVILLE PHARMACY INC		1			1
BIOMERIEUX			1	100%	1
MED BAR LLC		1			1
AVERA ST. MARY'S HOSPITAL			1	100%	1
AURORA MEDICAL CENTER-KENOSHA			1	100%	1
CLARKSVILLE HEALTH SYSTEM			1	100%	1
DILELLA			1	100%	1
SIPERSTEIN DERMATOLOGY LLC			1	100%	1
VA ST LOUIS HEALTH CARE SYSTEM			1	100%	1
HALIFAX HEALTH PRIMARY CARE ORMOND			1	100%	1
SKYRIDGE CLINICAL ASSOCIATES		1			1
FLORIDA MEDICAL CLINIC PA GI			1	100%	1
Kroger 63 - The Little Clinic Glassford Hill Rd		1			1
UUHC - REDSTONE HEALTH CENTER LABORATORY			1	100%	1
CARENOW LAKE WORTH			1	100%	1
STATE OF CALIFORNIA DOH SERVICES			1	100%	1
NORTHWEST TEXAS HEALTHCARE SYSTEM,INC			1	100%	1
WILLOW DALE WELLNESS VILLAGE APARTMENT		1			1
HAMILTON CI MAIN UNIT ANNEX/ WORK CAMP			1	100%	1
SOUTHERN HILLS MEDICAL CENTER			1	100%	1
SOUTHWESTERN STATE HOSPITAL LABORATORY			1	100%	1
PINEBROOK CARE AND REHABILITATION CENTER□			1	100%	1
TITUSVILLE CENTER FOR SURGICAL EXCELLENCE LLC		1			1
FLORIDA KEYS PED AND ADOLES CTR			1	100%	1
MEDEXPRESS URGENT CARE - LODI		1			1
CTMD MEDICAL CENTER, PA			1	100%	1

COVID-19: testing by laboratory

Data through Mar 30, 2021 verified as of Mar 31, 2021 at 09:25 AM

Data in this report are provisional and subject to change.

The numbers in the table below represent the number of Florida and non-Florida residents for whom test results were received by the Department of Health. A person can be tested by more than one laboratory and can have both positive and negative results. **Therefore, the sum of the numbers in each column will be larger than the total number of people tested.**

Reporting lab	Inconclusive	Negative	Positive	Percent positive	Total
VA COMMUNITY BASED CLINIC - LAKE CITY			1	100%	1
SUSAN F WILLIAMS MD PA			1	100%	1
PRIMARY AND URGENT CARE			1	100%	1
PALM COTTAGE OPERATOR LLC			1	100%	1
HENRY FORD WEST BLOOMFIELD HOSPITAL			1	100%	1
Domiciliary Rehab & Residential Treatment Program		1			1
CLEMENT MANOR HEALTH CENTER		1			1
HEALTHCARE FOR THE HOMELESS			1	100%	1
CVS AZ10529POCT SCOTTSDALE		1			1
VA Ann Arbor HCS		1			1
CSL PLASMA LAB			1	100%	1
INFECTION CONTROL DEPT			1	100%	1
Oakland Nursing and Rehabilitation Center		1			1
Walgreens #11724		1			1
ROSE HAVEN NURSING CENTER		1			1
CVS OK6225POCT EDMOND		1			1
CARENOW-MONTGOMERY			1	100%	1
SUNCOAST RESEARCH GROUP LLC			1	100%	1
Lemont Nursing and Rehab Center			1	100%	1
Livingston County Center for Nursing and Rehabilitation		1			1
ST JUDE CARE CENTER		1			1
WESLEY MEDICAL CENTER			1	100%	1
STITCHES ACUTE CARE CENTER OF CHEYENNE			1	100%	1
ADVANCED CARDIOVASCULAR DIAGNOSTICS PL		1			1
PALMETTO PRIMARY CARE PHYSICIANS			1	100%	1
WINCHESTER URGENT CARE, PC		1			1
RAYMOND F CARON MD			1	100%	1
ST LUKES SURGICAL AT THE VILLAGES INC			1	100%	1
MEDICAL CITY DENTON			1	100%	1
Southwest Louisiana Veterans Home			1	100%	1
HIBISCUS COURT			1	100%	1
ORMOND MEDICAL ARTS FAMILY PRACTICE PL			1	100%	1
HAWKEYE CARE CENTER DUBUQUE		1			1
Allen Health and Rehabilitation		1			1
ANDERSON REGIONAL MEDICAL CENTER			1	100%	1
APEX HOME HEALTHCARE			1	100%	1
YOUR HEALTH PEDIATRICS			1	100%	1
Monument Health Custer Care Center		1			1
NFRC CLINICAL LAB			1	100%	1
CVS IN6551POCT MOORESVILLE		1			1
Valley Center (WV)			1	100%	1
NEMOURS CHILDRENS PRIMARY CARE CLERMONT			1	100%	1
RICHMOND MEDICAL CENTER FOR WOMEN		1			1
UNIVERSITY OF IOWA HOSPITALS & CLINICS			1	100%	1
CVS / PHARMACY #10794			1	100%	1
HERITAGE CARE AND REHABILITATION CENTE		1			1
THE MEDICAL CENTER AT BOWLING GREEN			1	100%	1

COVID-19: testing by laboratory

Data through Mar 30, 2021 verified as of Mar 31, 2021 at 09:25 AM

Data in this report are provisional and subject to change.

The numbers in the table below represent the number of Florida and non-Florida residents for whom test results were received by the Department of Health. A person can be tested by more than one laboratory and can have both positive and negative results. **Therefore, the sum of the numbers in each column will be larger than the total number of people tested.**

Reporting lab	Inconclusive	Negative	Positive	Percent positive	Total
MAYO CLINICAL LABORATORIES		1			1
GRAND VIEW HOSPITAL			1	100%	1
PRIMARY CARE & PEDIATRICS - SHEPHERSTOWN		1			1
MCH PHYSICIANS GROUP			1	100%	1
Grangeville Health and Rehab		1			1
ST GERARD'S COMMUNITY OF CARE		1			1
WALGREENS #01398			1	100%	1
ORLANDO PHYSICIAN NETWORK		1			1
CLEVELAND CLINIC OHIO LABORATORIES			1	100%	1
SUMMIT HEALTHCARE REGIONAL MEDICAL		1			1
BLUFFTON HEALTH CENTER			1	100%	1
AMERICAN DRUG TESTING LAB LLC			1	100%	1
Brakeley Park Center		1			1
JOHNSON & JOHNSON VISION CARE-VISTAKON			1	100%	1
CROZER-CHESTER MEDICAL CENTER			1	100%	1
CONCENTRA - TAMPA EAST		1			1
SUNCOAST FAMILY MEDICAL ASSOCIATES			1	100%	1
CHOTA COMMUNITY HEALTH SERVICES		1			1
FLORIDA CLINICAL RESEARCH CENTER, LLC			1	100%	1
STEPHENS COUNTY HOSPITAL			1	100%	1
RMC BROOKHOLLOW MED AESTHETICS INC		1			1
DIVERSICARE OF BIG SPRINGS		1			1
MID FLORIDA COMMUNITY SERVICES			1	100%	1
WEST PENSACOLA DIALYSIS CENTER			1	100%	1
TERRELL URGENT CARE			1	100%	1
UW MEDICINE CHU LAB			1	100%	1
ASSISTED LIVING AT TREZEVANT		1			1
BAPTIST HEALTH PRIMARY CARE AT DORAL			1	100%	1
Ideal Senior Living Center		1			1
MEDTOWN PHARMACY			1	100%	1
BROCK HUGHES MEDICAL CENTER			1	100%	1
bishop rehabilitation and nursing center		1			1
PATIENT FIRST-GENERAL BOOTH			1	100%	1
MEDHELP			1	100%	1
TREASURE COAST PRIMARY CARE		1			1
WALGREEN#12147		1			1
PROVIDENCE ST PETER HOSPITAL		1			1
Walgreens #9620		1			1
MED FIRST IMMEDIATE CARE AND FAMILY PRACTICE			1	100%	1
MORGAN STANELY HEALTH CENTER		1			1
Hearthstone Nursing and Rehabilitation Center		1			1
BRADENTON DIALYSIS			1	100%	1
Glenview Terrace Nursing Center		1			1
NORTH MIAMI BEACH SURGICAL CENTER			1	100%	1
KATHY L ANDERSON DO PA			1	100%	1
LABWORKS LLC			1	100%	1
CONCENTRA - LEESBURG		1			1

COVID-19: testing by laboratory

Data through Mar 30, 2021 verified as of Mar 31, 2021 at 09:25 AM

Data in this report are provisional and subject to change.

The numbers in the table below represent the number of Florida and non-Florida residents for whom test results were received by the Department of Health. A person can be tested by more than one laboratory and can have both positive and negative results. **Therefore, the sum of the numbers in each column will be larger than the total number of people tested.**

Reporting lab	Inconclusive	Negative	Positive	Percent positive	Total
Kroger 541 - The Little Clinic Long Hollow Pike		1			1
LABORATORIO BUENA SALUD			1	100%	1
BUFFALO VAMC			1	100%	1
ST LUKE LUTHERAN HOME		1			1
RAMBAM URGENT CARE			1	100%	1
NHC HealthCare St. Charles		1			1
ROBERT TAYLOR COMMUNITY COMPLEX			1	100%	1
BLACKBERRY CENTER, THE		1			1
ICARE		1			1
BLOOMINGDALE MEDICAL ASSOC			1	100%	1
Brattleboro Crossings LLC dba Pine Heights at Brattleboro		1			1
ATHENA PLASTIC SURGERY		1			1
WILLOWBROOKE CT AT LIMA ESTATES		1			1
SLIDELL MEMORIAL HOSPITAL			1	100%	1
COUNTRYSIDE PEDIATRIC CARE PA			1	100%	1
MIL LAKE HEALTHCARE CENTER INC PEDIATRICS			1	100%	1
LABTEST LLC LABTEST DIAGNOSTICS			1	100%	1
DEACONESS URGENT CARE CENTER			1	100%	1
ASCENSION ST VINCENT'S - WESTSIDE			1	100%	1
NORTH PALM BEACH DIALYSIS CENTER			1	100%	1
CORPUS CHRISTI MEDICAL CENTER			1	100%	1
DW MCMILLAN MEMORIAL HOSPITAL LABORATORY			1	100%	1
MEDEXPRESS URGENT CARE-VINLAND SOUTH			1	100%	1
SELF REGIONAL HEALTHCARE			1	100%	1
SOUTHERN WINDS			1	100%	1
Kroger 49 - The Little Clinic Wichita - 21st St.			1	100%	1
COMMONWEALTH OF VIRGINIA DIVISION OF CONSOLIDATED LABORATORY SERVICES			1	100%	1
INTEGRIS SEMINOLE EMERGENCY DEPT			1	100%	1
Elderwood at Lancaster		1			1
PATHOLOGYT & LAB MEDICINE SERVICES			1	100%	1
LAKE MARY DIALYSIS			1	100%	1
MOBILE HEALTH MEDICAL SERVICES PC		1			1
PROFESSIONAL DIALYSIS CENTER			1	100%	1
Kroger 909 - The Little Clinic Hamilton			1	100%	1
CVS NV9586POCT RENO		1			1
BAY AREA HOSPITAL LAB & HST		1			1
WALGREENS #10854		1			1
RIDGE OPTUM FLORIDA			1	100%	1
Good Samaritan Society - Mountian Lake		1			1
LEHIGH REGIONAL WOUND CENTER			1	100%	1
LUMICO LIFE INSURANCE COMPANY		1			1
MISSION HOSPITAL			1	100%	1
MEDICAL CENTER			1	100%	1
DOCTORS CHOICE HOME CARE INC			1	100%	1
COLLIER BLVD HMA PHYSICIANS MANAGEMENT LLC			1	100%	1
Kroger 419 - The Little Clinic Farmington/Exeter		1			1
LAURELS OF NORWORTH		1			1

COVID-19: testing by laboratory

Data through Mar 30, 2021 verified as of Mar 31, 2021 at 09:25 AM

Data in this report are provisional and subject to change.

The numbers in the table below represent the number of Florida and non-Florida residents for whom test results were received by the Department of Health. A person can be tested by more than one laboratory and can have both positive and negative results. **Therefore, the sum of the numbers in each column will be larger than the total number of people tested.**

Reporting lab	Inconclusive	Negative	Positive	Percent positive	Total
MERITER LABORATORIES			1	100%	1
Kroger 753 - The Little Clinic Goss Avenue		1			1
CVS TX7431POCT ROWLETT		1			1
TREASURE COAST COMMUNITY HEALTH INC			1	100%	1
LPG PRIMARY CARE AT LABELLE			1	100%	1
Manor Care Health Care Services - Williamsport North		1			1
AUTUMN CARE OF STATESVILLE, LLC		1			1
JOHN D. ARCHBOLD MEMORIAL HOSPITAL			1	100%	1
PACE UNIVERSITY HEALTH CARE		1			1
1ST CHOICE URGENT CARE CENTER LLC			1	100%	1
HOME AIDE SVC OF EASTERN NY INC D/B/A		1			1
CARE CONNECTIONS AT HOME LLC			1	100%	1
THE BRENNITY AT TRADITION			1	100%	1
RIVERSIDE COUNTY PUBLIC HEALTH LABORATORY			1	100%	1
HEARTLAND REGIONAL MEDICAL CENTER		1			1
PALM COAST DRAW STATION/AMERICAN HEALTH ASSOCIATES		1			1
COSTAMED GRUPO MEDICO			1	100%	1
BLACK SHEEP MEDICAL			1	100%	1
PEDIATRIC PARTNERS OF ZEPHYRHILLS PA			1	100%	1
LABONE		1			1
Villages of St.Peters		1			1
THE NEW JEWISH HOME		1			1
Bay View Nursing and Rehabilitation Center			1	100%	1
OKLAHOMA BLOOD INSTITUTE			1	100%	1
Kroger 531 - The Little Clinic Waterville		1			1
PEDIATRIC URGENT CARE CENTR OF FORT WORTH-LA GRAN			1	100%	1
BETHESDA HEALTH PHYSICIANS GROUP		1			1
CVS LA1116POCT BATON ROUGE		1			1
NF Escambia, LLC DBA Olive BranchHealth and Rehabilitaion Center			1	100%	1
ADVANCED CARDIOVASCULAR DIAGNOSTICS OF FL			1	100%	1
ST JOHN'S HOME CARE			1	100%	1
ST CATHERINE HOSPITAL LABORATORY			1	100%	1
SUPERKIDS PEDIATRICS			1	100%	1
WOODHILLS LABS			1	100%	1
B2 URGENT CARE			1	100%	1
BAPTIST HEALTH EXPRESS CARE			1	100%	1
WALGREENS #12624		1			1
Advanced Health Care of St. George		1			1
Louis Stokes Cleveland VA - Midtown Dialysis Center		1			1
IMA MEDICAL CENTER OF SOUTH WEST ORLANDO			1	100%	1
ABBOTT LABORATORIES - OCCUPATIONAL HEALTH SERVICES			1	100%	1
ADVENTHEALTH DURAND			1	100%	1
OHIOHEALTH URGENT CARE			1	100%	1
HOLYCROSS URGENT CARE AND IMAGING CENTER		1			1
CVS CA9492POCT YORBA LINDA		1			1
MEDEX CLINIC LLC			1	100%	1
NHC DICKSON		1			1

COVID-19: testing by laboratory

Data through Mar 30, 2021 verified as of Mar 31, 2021 at 09:25 AM

Data in this report are provisional and subject to change.

The numbers in the table below represent the number of Florida and non-Florida residents for whom test results were received by the Department of Health. A person can be tested by more than one laboratory and can have both positive and negative results. **Therefore, the sum of the numbers in each column will be larger than the total number of people tested.**

Reporting lab	Inconclusive	Negative	Positive	Percent positive	Total
LADY OF THE SEA HOSPITAL LAB			1	100%	1
NEW YORK CITY DEPARTMENT OF HEALTH			1	100%	1
REELFOOT FAMILY WALK-IN CLINIC		1			1
MEDSTAR HEALTH URGENT CARE			1	100%	1
Senatobia Healthcare & Rehab		1			1
YOUR HEALTH PEDIATRICS INC			1	100%	1
ONPOINT URGENT CARE			1	100%	1
GENESEE COUNTY HEALTH DEPARTMENT		1			1
SUMMER PLACE NURSING & REHABILITATION		1			1
RED HOOK FAMILY PRACTICE		1			1
MEDCOR INC			1	100%	1
SOUTHWESTERN VERMONT MEDICAL CENTER			1	100%	1
EUGENE T FINAN, MD			1	100%	1
White River Health Care Center		1			1
ADVENTHEALTH MEDICAL GROUP INTERNAL MEDICINE AT MILLS			1	100%	1
15 TO KNOW			1	100%	1
KROGER 785 - THE LITTLE CLINIC DIXIE HWY		1			1
UT HEALTH RGV CLINICAL LABORATORY			1	100%	1
MOSOLF PEDIATRICS PA			1	100%	1
AFTER HOURS CLINIC			1	100%	1
St. Ann Rehabilitation and Nursing Center		1			1
AdventHealth Care Center Zephyrhills North			1	100%	1
LAKE REGIONAL HEALTH			1	100%	1
Lakeland Nursing and Rehabilitation Center LLC		1			1
NHLS			1	100%	1
Country View of Sunbury			1	100%	1
The Carrington		1			1
Wilkes-Barre VAMC		1			1
LAB PLUS, LLC AT ASCENSION SAINT THOMA		1			1
NSPIRE HEALTHCARE PLANTATION			1	100%	1
ROYAL PALM PEDIATRICS			1	100%	1
ASHLEY CLINICAL DIAGNOSTIC LABORATORY			1	100%	1
CERMAK HEALTH SERVICES			1	100%	1
ADVANCED RESEARCH AND DIAGNOSTIC LABORATORY UNIVERSITY OF MINNESOTA			1	100%	1
Maplewood of Cheshire County		1			1
LAMARQUE DIALYSIS			1	100%	1
CVS CT2210POCT RIVERSIDE		1			1
PHYSICIANS IMMEDIATE CARE			1	100%	1
ORCHARD PARK HEALTH CARE AND REHABILITATION CENTER		1			1
CAREHERE HUDSON BAY			1	100%	1
ARIZA WELLNESS CARE LLC			1	100%	1
Sunnybrook Rehabilitation Center			1	100%	1
Baypoint Healthcare Center			1	100%	1
FLAGLER MEDICAL ASSOCIATES PA			1	100%	1
Ravenwood Speciality Care		1			1
SUMMERFIELD PAIN MANAGEMENT			1	100%	1
CHILDRENS SPECIALIST PEDIATRIC PULMMOLOGY &			1	100%	1

COVID-19: testing by laboratory

Data through Mar 30, 2021 verified as of Mar 31, 2021 at 09:25 AM

Data in this report are provisional and subject to change.

The numbers in the table below represent the number of Florida and non-Florida residents for whom test results were received by the Department of Health. A person can be tested by more than one laboratory and can have both positive and negative results. **Therefore, the sum of the numbers in each column will be larger than the total number of people tested.**

Reporting lab	Inconclusive	Negative	Positive	Percent positive	Total
PENSACOLA PATHOLOGY		1			1
SANTA MONICA CA-UCLA MC			1	100%	1
PHYSICIANS ASSOCIATES PA			1	100%	1
MARTIN MEM FAMILY CARE AT ST LUCIE W			1	100%	1
SHEPHERD CENTER CLINICAL LABORATORY		1			1
FOUNDATION LABORATORY			1	100%	1
ST MICHAEL'S ELITE MEDICAL HOSPITAL			1	100%	1
Indianspring of Oakley		1			1
FIRST CARE WALK IN CLINIC LLC			1	100%	1
Home Health Care Clinic		1			1
BEAUMONT REFERENCE LABORATORY			1	100%	1
Manassas Health & Rehab			1	100%	1
ADVANCE MD CARE			1	100%	1
URGENT TEAM MANAGEMENT OF TENNESSEE, L			1	100%	1
Niles Nursing and Rehab. Center		1			1
SUPREME MEDICAL GROUP PLLC			1	100%	1
KID FIXERS		1			1
CATHEDRAL GERONTOLOGY CENTER DBA CATHEDRAL CARES			1	100%	1
LCMC LAB SUBSECTION		1			1
PROGENESIS INC			1	100%	1
HEALTH ALLIANCE			1	100%	1
Lutheran Community at Telford		1			1
EAST COAST INSTITUTE FOR RESEARCH LLC			1	100%	1
Walgreens #17445		1			1
STAMFORD HOSPITAL			1	100%	1
FAIRVIEW HOSPITAL			1	100%	1
SIGNATURE CARE COLLEGE STATION			1	100%	1
ManorCare Yeadon		1			1
MEDLABS OF FLORIDA LLC D/B/A MEDLABS DIAGNOSTICS		1			1
C A R E S		1			1
SAN JOSE CLINIC		1			1
Kroger 907 - The Little Clinic Holland		1			1
ENZO LABS INC			1	100%	1
INDIANA STATE DEPARTMENT OF HEALTH CLINIC MICROBIOLOGY		1			1
Kroger 699 - The Little Clinic Smyrna		1			1
WATERTOWN URGENT CARE		1			1
COLUMBIA CREST CARE & RAHAB		1			1
LIBERTY HEALTH CENTER			1	100%	1
CLEVELAND CLINIC AKRON GENERAL			1	100%	1
Kroger 447 - The Little Clinic Lebanon		1			1
Kroger 825 - The Little Clinic Dorothy Lane		1			1
UNITYPOINT HEALTH TRINITY			1	100%	1
CHC SOUTHWEST FLORIDA LAB-LIVE			1	100%	1
MEDICAL SPECIALISTS OF THE PALM BEACHES INC			1	100%	1
ACUPATH LABORATORIES INC			1	100%	1
UF HEALTH THE VILLAGES			1	100%	1
FAST PACE URGENT CARE			1	100%	1

COVID-19: testing by laboratory

Data through Mar 30, 2021 verified as of Mar 31, 2021 at 09:25 AM

Data in this report are provisional and subject to change.

The numbers in the table below represent the number of Florida and non-Florida residents for whom test results were received by the Department of Health. A person can be tested by more than one laboratory and can have both positive and negative results. **Therefore, the sum of the numbers in each column will be larger than the total number of people tested.**

Reporting lab	Inconclusive	Negative	Positive	Percent positive	Total
LAKEVIEW REGIONAL HOSPITAL			1	100%	1
ALLIANCE MD DIRECT PRIMARY CARE			1	100%	1
Vi at Aventura		1			1
ELLIS HOSPITAL URGENT CARE CENTER LAB		1			1
NEW ERA HEALTH CENTER INC		1			1
LEE HEALTH KIDS URGENT CARE		1			1
VETERANS AFFAIRS MEDICAL CENTER - EAST ORANGE			1	100%	1
GABRIELA GOLDSTEIN MD PA			1	100%	1
SUTTER GOULD MEDICAL FOUNDATION			1	100%	1
PARTNERS IN PRIMARY CARE		1			1
POMPANO BEACH ARTIFICIAL KIDNEY CENTER			1	100%	1
HYDE PARK MEDICAL CENTER		1			1
Kroger 57 - The Little Clinic Jay C Charlestown		1			1
WAYCROSS INTRTNAL MEDICINE			1	100%	1
Vibrantlife of El Paso Rehabilitation Center			1	100%	1
			1	100%	1
KISSIMMEE HOME TRAINING		1			1
Kroger 805 - The Little Clinic Lewis Center		1			1
UPMC NORTHWEST HOSPITAL			1	100%	1
WVU MEDICINE - WESTON			1	100%	1
MINNESOTA HERITAGE HOUSE		1			1
SIGNATURE HEALTHCARE OF BUCKHEAD		1			1
GEORGETOWN URGENT CARE			1	100%	1
Kroger 481 - The Little Clinic Houston Levee		1			1
PARK LANE NURSING HOME		1			1
SOUTHWOOD NURSING & RETIREMENT CENTER		1			1
NHC Sequatchie		1			1
PARRISH MEDICAL GROUP			1	100%	1
SOUTHWOOD HEALTHCARE CENTER		1			1
Kroger 395 - The Little Clinic Blanchester		1			1
RIVERSIDE REGIONAL MED CENTER			1	100%	1
MERCY HOME		1			1
West Bay of Tampa Center			1	100%	1
THOMAS HOSPITAL			1	100%	1
UNIVERSITY OF NORTH CAROLINA HOSPITALS			1	100%	1
OASIS FAMILY RESORT IN THE SPRINGS LLC		1			1
VERMONT DEPT OF HEALTH LABORATORY			1	100%	1
Quince Nursing and Rehabilitation Center		1			1
VIP FAMILY PRACTICE			1	100%	1
UHS BINGHAMTON GENERAL			1	100%	1
CHI ST. LUKE'S HEALTH BCM MEDICAL CENTER			1	100%	1
HOSPITALS OF PROVIDENCE TRANSMOUNTAIN CAMPUS, THE			1	100%	1
Sanford Health & Rehabilitation			1	100%	1
SOMA MEDICAL CENTER PA #2			1	100%	1
SWIFTCARE URGENT CARE, PLLC			1	100%	1
HEBER VALLEY HOSPITAL			1	100%	1
ADAMS COUNTY HEALTH DEPARTMENT			1	100%	1

COVID-19: testing by laboratory

Data through Mar 30, 2021 verified as of Mar 31, 2021 at 09:25 AM

Data in this report are provisional and subject to change.

The numbers in the table below represent the number of Florida and non-Florida residents for whom test results were received by the Department of Health. A person can be tested by more than one laboratory and can have both positive and negative results. **Therefore, the sum of the numbers in each column will be larger than the total number of people tested.**

Reporting lab	Inconclusive	Negative	Positive	Percent positive	Total
Glen Haven Health and Rehabilitation LLC		1			1
JOSHUA E CHESIR MD		1			1
CROWNPOINT HEALTHCARE FACILITY		1			1
FAMILY MEDICAL CENTRE			1	100%	1
UT HEALTH RIO GRANDE VALLEY PRIMARY CARE AT			1	100%	1
AURORA HEALTH CARE METRO INC			1	100%	1
BISHOP KEARNEY		1			1
ELKHART GENERAL HOSPITAL			1	100%	1
MEMORIALCARE LONG BEACH MEDICAL CENTER			1	100%	1
NORTH RIVER FAMILY HEALTH CENTER			1	100%	1
BEAUMONT URGENT CARE		1			1
THE GROVE HEALTH AND REHAB			1	100%	1
Mountain View Manor			1	100%	1
PEACE HEALTH FAMILY MEDICINE AT 87TH AVE		1			1
COUNTY OF HAMILTON			1	100%	1
NYU LANGONE AMBULATORY CARE LAKE SUCCE		1			1
Holly Hill Healthcare Center			1	100%	1
Arbor Springs Health and Rehab		1			1
EAST FL CORE LAB			1	100%	1
TMH CANCER CENTER LABORATORY			1	100%	1
GARDENS AT MAPLEWOOD			1	100%	1
PELICAN STATE OUTPATIENT CENTER			1	100%	1
Sky View Rehabilitation and Health Care Center		1			1
MERCY GENERAL HOSPITAL			1	100%	1
UNIVERSITY OF MIAMI PRIMARY CARE SITE UMHC 3039			1	100%	1
CVS MA38POCT CHARLTON		1			1
CRYSTAL RIVER FIRE DEPARTMENT			1	100%	1
CVS MI22230CV WAYNE COUNTY COMMUNITY COLLEGE			1	100%	1
MANHATTAN COLLEGE HEALTH SERVICES		1			1
REHABILITATION CENTER OF ALBUQUERQUE		1			1
DOCTORS AFTER HOURS URGENT CARE CENTER			1	100%	1
DR JAMES D FORBES FAMILY CARE CENTER			1	100%	1
NAVARRO MEDICAL CENTERS LLC			1	100%	1
LIFESPAN HEALTH - SELMER		1			1
UNLIMITED MEDICAL SERVICES OF FL PL DBA		1			1
ST VINCENTS OUTPATIENT IMAGING		1			1
WEST FLORIDA MEDICAL ASSOCIATES PA			1	100%	1
HARDEN DIALYSIS		1			1
LOUIS A JOHNSON VAMC		1			1
PANCARE HEALTH - CARR ELEM & MIDDLE SCHOOL			1	100%	1
BEACHSIDE DETOX		1			1
ST JOHNS EPISCOPAL HOSPITAL SOUTH SHORE		1			1
CVS CT750POCT ENFIELD		1			1
Kroger 717 - The Little Clinic Dolphin Drive			1	100%	1
Walgreens #19461		1			1
MEDEXPRESS URGENT CARE - HACKETTSTOWN		1			1
Life Care Center of Auburn		1			1

COVID-19: testing by laboratory

Data through Mar 30, 2021 verified as of Mar 31, 2021 at 09:25 AM

Data in this report are provisional and subject to change.

The numbers in the table below represent the number of Florida and non-Florida residents for whom test results were received by the Department of Health. A person can be tested by more than one laboratory and can have both positive and negative results. **Therefore, the sum of the numbers in each column will be larger than the total number of people tested.**

Reporting lab	Inconclusive	Negative	Positive	Percent positive	Total
WELLMED AT BAY AREA		1			1
Kroger 367 - The Little Clinic Walton		1			1
MEDICAL ASSOCIATES OF PINELLAS - LAB			1	100%	1
UT MD ANDERSON CANCER CENTER-TUMOR MARKER LAB			1	100%	1
MEMORIAL HOSPITAL MIRAMAR WAIVED TESTING			1	100%	1
Peninsula Nursing and Rehabilitation Center		1			1
LAKELAND MEDICAL CENTER			1	100%	1
GREATER MIAMI DIALYSIS			1	100%	1
CENTRAL FLORIDA HOSPITALIST			1	100%	1
ADVANCED INDIVIDUALIZED MEDICINE OF NAPLES			1	100%	1
PALMETTO LANDING			1	100%	1
CVS NE5863POCT OMAHA		1			1
ESOTERIC LAB			1	100%	1
NORTHERN KENTUCKY HEALTH DEPARTMENT			1	100%	1
WINTER GARDEN CHILDREN'S HEALTH CENTERS			1	100%	1
MEMORIAL HERMANN MEDICAL GROUP-ATASCOCITA PEDS			1	100%	1
Alden Lincoln Park			1	100%	1
AUGUSTA HEALTH CLINICAL LABORATORY			1	100%	1
WEST COAST CLINICAL LABS INC			1	100%	1
Avera Sr. James Care Center		1			1
HHCS PHARMACY INC			1	100%	1
Kroger 83 - The Little Clinic Rock Road		1			1
HOUSTON DEPARTMENT OF HEALTH AND HUMAN SERVICES			1	100%	1
BETHESDA ON TURKEY CREEK			1	100%	1
STVHCS - Dental Outpatient Clinic		1			1
ASHLEY PEDIATRICS DAY AND NIGHT CLINIC			1	100%	1
ALIMETRIX INC		1			1
UMASS MEMORIAL MEDICAL CENTER, INC		1			1
COLER REHABILITATION AND NURSING CARE		1			1
Parkview Care Center			1	100%	1
DAYTONA BEACH DIALYSIS			1	100%	1
AVALON MEDICAL GROUP			1	100%	1
BAPTIST HEALTH FLOYD			1	100%	1
ENT & ALLERGY ASSOCIATES, LLP - SLEEPY HOLLOW (ABBOTT)		1			1
PINNACLE DIALYSIS		1			1
Kroger 126 - The Little Clinic Cottonwood		1			1
Dugan Memorial Home		1			1
PALM BEACH COUNTY HEALTH DEPT.			1	100%	1
CVS TX1057POCT SAN ANTONIO		1			1
HENRICO DOCTOR'S LABORATORY			1	100%	1
IVAN, MAYA			1	100%	1
DUKE UNIVERSITY POINT OF CARE TESTING PROGRAM			1	100%	1
ORMOND BEACH DIALYSIS			1	100%	1
LAKE COMMUNITY ACTION AGENCY		1			1
LOUIS STOKES CLEVELAND VA MEDICAL CENTER			1	100%	1
PUBLIX PHARMACY # 1236			1	100%	1
Wayne County Nursing Home		1			1

COVID-19: testing by laboratory

Data through Mar 30, 2021 verified as of Mar 31, 2021 at 09:25 AM

Data in this report are provisional and subject to change.

The numbers in the table below represent the number of Florida and non-Florida residents for whom test results were received by the Department of Health. A person can be tested by more than one laboratory and can have both positive and negative results. **Therefore, the sum of the numbers in each column will be larger than the total number of people tested.**

Reporting lab	Inconclusive	Negative	Positive	Percent positive	Total
STEWART MEDICAL GROUP INC			1	100%	1
Brookdale Southside			1	100%	1
QUICKCARE HEALTH, INC			1	100%	1
BROOKDALE FORT MYERS LAKES PARK			1	100%	1
BIOMAT USA INC			1	100%	1
SOUTHEASTERN HEALTH FACILITES, INC		1			1
SOUTHWEST ORLANDO FAMILY MEDICINE, PL			1	100%	1
NORTHWEST FLORIDA SPECIALTY PHYSICIANS LLC		1			1
MEMORIAL HOSPITAL - BELLEVILLE			1	100%	1
Wexner Heritage House			1	100%	1
TCPA CLINICAL LABORATORIES			1	100%	1
CVS SC4382POCT SPARTANBURG		1			1
Integrity Healthcare of Carbondale			1	100%	1
CHRISTUS GOOD SHEPHERD MEDICAL CENTER			1	100%	1
SANTA MONICA FERTILITY			1	100%	1
MANCHESTER COMMONS		1			1
ST. LUKE'S HOSPITAL			1	100%	1
MADISON AT OVIEDO			1	100%	1
UNIVERSITY URGENT CARE			1	100%	1
MEMORIAL MEDICAL CENTER			1	100%	1
HOLY CITY MED URGENT CARE			1	100%	1
SC-GA2018 MCCORMICK REHAB & HEALTHCARE		1			1
AML DIAGNOSTICS- ADV TESTING IN METABOLIC MEDICINE			1	100%	1
WELLSTAR PAULDING HOSPITAL		1			1
SOUTH SEMINOLE HOSPITAL POCT			1	100%	1
CENTRAL FLORIDA MEDICAL CARE			1	100%	1
MAGGY PHARMACY INC		1			1
Lenbrook		1			1
CAROMONT HEALTH			1	100%	1
HAWAII DEPARTMENT OF HEALTH LAB			1	100%	1
SOUTH FLORIDA URGENT CARE CENTERS, LLC			1	100%	1
FHPG INTERNAL MEDICINE OF BRANDON			1	100%	1
FAMILY & INTERNAL MEDICINE CENTER		1			1
LABORATORIO MEDICO CENTRAL CONDOMINO MD			1	100%	1
BAPTIST ASI			1	100%	1
HEALTH PLUS SUNRISE MEDICAL OFFICE			1	100%	1
LAKE VISTA DIALYSIS			1	100%	1
LOVELACE WOMEN'S HOSPITAL		1			1
Birmingham Nursing & Rehab Center		1			1
LOPEZ		1			1
UF HEALTH - WILDLIGHT			1	100%	1
THE CLINIC ON SIXTH			1	100%	1
PM PEDIATRICS PC			1	100%	1
LOURDES URGENT CARE			1	100%	1
INDIAN RIVER CLINICAL LABORATORY, INC.		1			1
LADY LAKE FAMILY MEDICINE			1	100%	1
CONCIERGE INTERNAL MEDICINE ASSOCIATES			1	100%	1

COVID-19: testing by laboratory

Data through Mar 30, 2021 verified as of Mar 31, 2021 at 09:25 AM

Data in this report are provisional and subject to change.

The numbers in the table below represent the number of Florida and non-Florida residents for whom test results were received by the Department of Health. A person can be tested by more than one laboratory and can have both positive and negative results. **Therefore, the sum of the numbers in each column will be larger than the total number of people tested.**

Reporting lab	Inconclusive	Negative	Positive	Percent positive	Total
HAYS CLINICAL LAB			1	100%	1
BALLAD HEALTH MEDICAL ASSOCIATES URGENT CARE			1	100%	1
PASTEUR MEDICAL HIALEAH GARDEN LLC			1	100%	1
SPARTA HEALTH & REHAB		1			1
MEDEXPRESS URGENT CARE CHICOPEE			1	100%	1
ABINGTON MEMORIAL HOSPITAL			1	100%	1
DOCTORS CARE - GREER		1			1
TRIDENT ANTI AGING LLC			1	100%	1
MISSOURI DEPT. OF HEALTH			1	100%	1
NATION'S BEST CARE HOME HEALTH			1	100%	1
WELLMED AT LONGWOOD			1	100%	1
NEW SMYRNA BEACH AMBULATORY CARE CTR			1	100%	1
PULMONARY MEDICINE		1			1
CSI LABORATORIES FLORIDA			1	100%	1
FORT MYERS NORTH DIALYSIS		1			1
Crowne Place Assisted Living		1			1
CARBON HEALTH			1	100%	1
MARTIN ARMY COMMUNITY HOSPITAL			1	100%	1
Kroger 523 - The Little Clinic Dickson			1	100%	1
MOSAIC MEDICAL CENTER MARYVILLE			1	100%	1
Waddell Nursing & Rehab Center		1			1
PEDIATRIC SPECIALTY CLINIC COLLIER			1	100%	1
IZ MEDICAL		1			1
CARENOW URGENT CARE - SPRING			1	100%	1
NORTH FLORIDA CHILD DEVELOPMENT, INC			1	100%	1
Longwood Community Living Center		1			1
Keller Landing Center		1			1
CVS MA1875POCT ASHLAND			1	100%	1
MODERN URGENT CARE			1	100%	1
CARE STATION MEDICAL GROUP		1			1
CHILTON MEDICAL CENTER		1			1
WW Chem Auto SS			1	100%	1
Highland Pines Health and Rehab		1			1
NORTH COUNTY MEDICAL LAB			1	100%	1
BROOKS REHAB			1	100%	1
CENTRAL FLA PEDIATIC URGENT CARE LLC		1			1
KROGER 915 - THE LITTLE CLINIC ANDERSON			1	100%	1
GATEWAY HEALTHCARE, PC			1	100%	1
NORTH BROWARD MEDICAL CENTER			1	100%	1
UMASS MEMORIAL/MARLBORO HOSPITAL			1	100%	1
LAKE WALES DIALYSIS CENTER			1	100%	1
BAPTIST HEALTH SURGERY CENTER			1	100%	1
ALL CHILDRENS PEDIATRIC CLINIC			1	100%	1
ASSOCIATESMD			1	100%	1
PHYSICIANS LAB INC			1	100%	1
Total	98,183	18,095,380	2,654,938	13%	20,848,501