

COVID-19: summary of persons being monitored, persons tested, and cases

Data through Jul 31, 2020 verified as of Aug 1, 2020 at 09:25 AM

Data in this report are provisional and subject to change.

Monitored persons: people the Florida Department of Health was notified of for possible monitoring because they are a contact of a case, traveled from China, or were identified by the Centers for Disease Control and Prevention (CDC) as a part of a airline/ship contact investigation

Total reports	144,888
Total persons of high, medium, or unknown risk	141,213
High/medium/unknown risk still being monitored	14,556

Persons tested: includes PCR and antigen test results received by the Department of Health from the state public health laboratory (BPHL), as well as commercial and hospital laboratories

Total tested	3,684,875
Positive	480,028
Negative	3,199,415
Inconclusive	5,432
Awaiting testing	3,409

Cases: people with positive PCR or antigen test result

Total cases	480,028
Florida residents	474,621
Non-Florida residents	5,407

Type of testing	
Florida residents	474,621
Positive by BPHL/CDC	15,111
Positive by commercial/hospital lab	459,510
Non-Florida residents	5,407
Positive by BPHL/CDC	200
Positive by commercial/hospital lab	5,207

Characteristics	
Florida residents hospitalized	26,972
Florida resident deaths	7,022
Change in deaths since previous report	+179
Non-Florida resident deaths	122

Hospitalized counts include anyone who was hospitalized at some point during their illness. It does not reflect the number of people currently hospitalized.

More information on deaths identified through death certificate data is available on the National Center for Health Statistics website at www.cdc.gov/nchs/nvss/vsrr/COVID19/index.htm.

Risk factors for Florida residents	
Traveled	3,688
Contact with a known case	129,948
Traveled and contact with a known case	3,698
Neither	337,287
No travel and no contact	47,880
Travel is unknown	236,481
Contact is unknown	84,213
Contact is pending	196,339

Travel can be unknown and contact can be unknown or pending for the same case, these numbers will sum to more than the "neither" total.

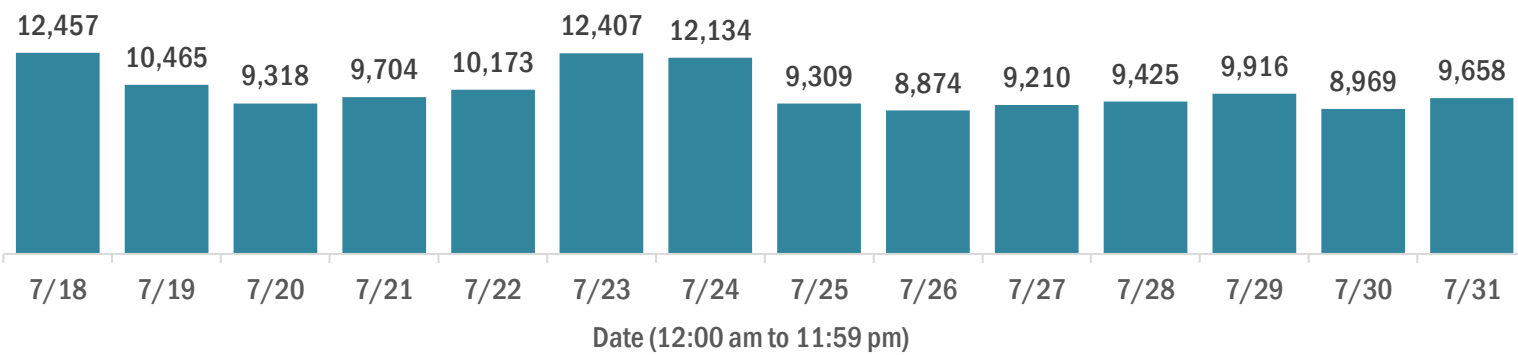
COVID-19: cases and laboratory testing over time

Data through Jul 31, 2020 verified as of Aug 1, 2020 at 09:25 AM

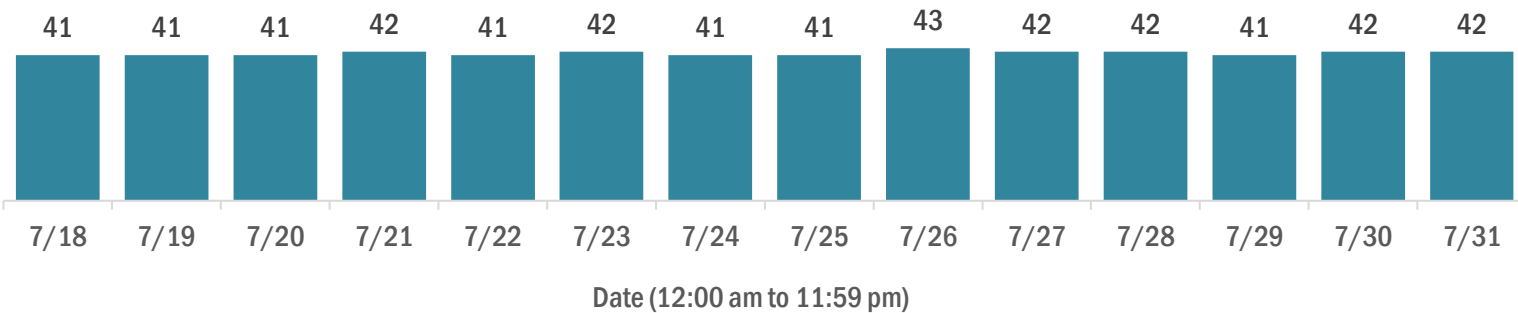
Data in this report are provisional and subject to change.

Cases in Florida residents per day for the past 2 weeks

Number of cases per day



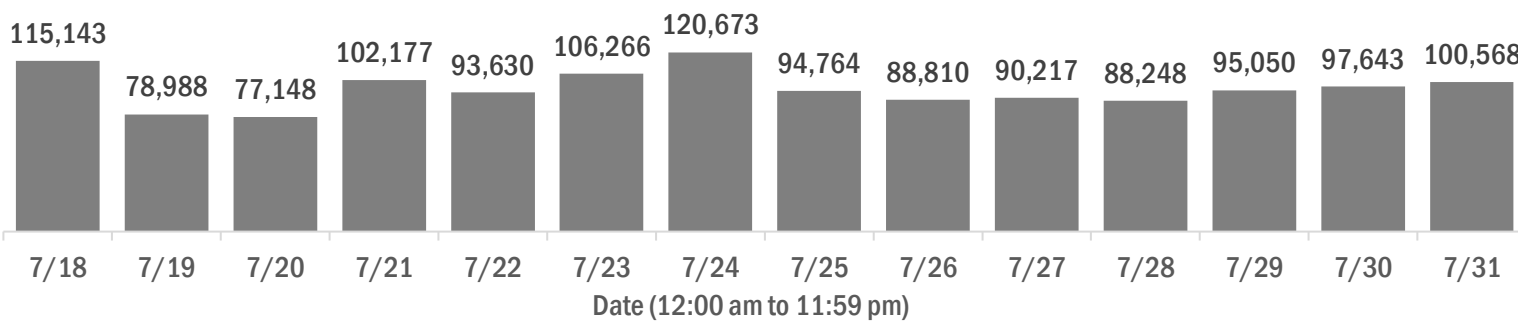
Median age of cases by day



Laboratory testing for Florida residents and non-Florida residents over the past 2 weeks

Number of people tested per day

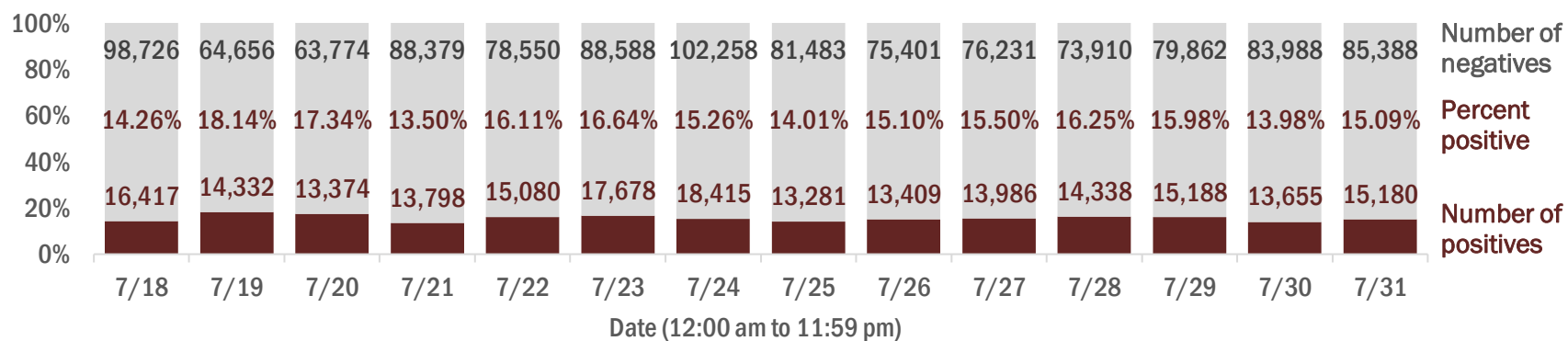
These counts include the number of people for whom the department received PCR or antigen laboratory results by day. People tested on multiple days will be included for each day a new result was received. A person is only counted once for each day they are tested, regardless of whether multiple specimens are tested or multiple results are received.



Number and percent of positive labs

The percent of positive results ranged from 13.50% to 18.14% over the past 2 weeks and was 15.09% yesterday.

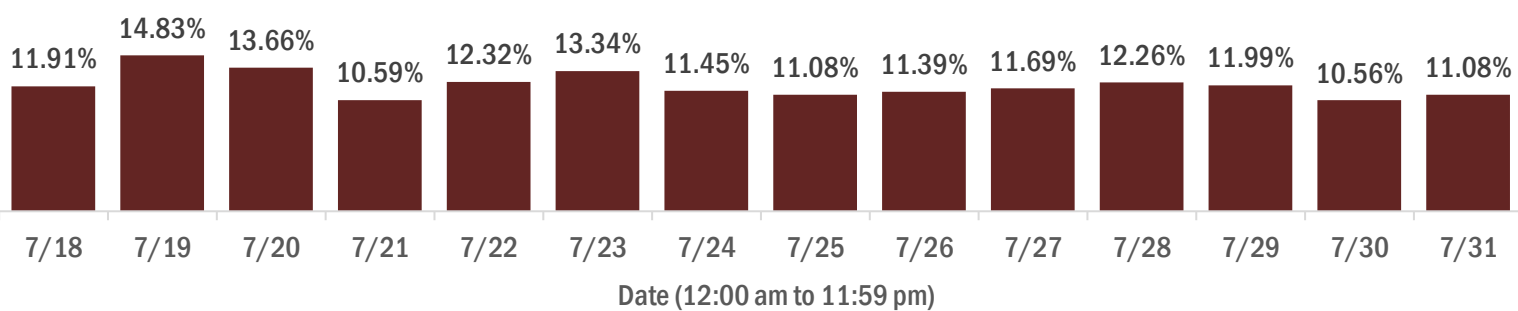
These counts include the number of people for whom the department received PCR or antigen laboratory results by day. People tested on multiple days will be included for each day a new result was received. A person is only counted once for each day they are tested, regardless of whether multiple specimens are tested or multiple results are received. If a person has a positive specimen and a negative specimen in the same day, only the positive result is counted.



Percent positivity for new cases

The percent of positive results ranged from 10.56% to 14.83% over the past 2 weeks and was 11.08% yesterday.

This percent is the number of people who test PCR- or antigen-positive for the first time divided by all the people tested that day, excluding people who have previously tested positive.



COVID-19: characteristics of 474,621 Florida resident cases

Data through Jul 31, 2020 verified as of Aug 1, 2020 at 09:25 AM

Data in this report are provisional and subject to change.

Age group	Cases		Hospitalizations		Deaths	
0-4 years	7,980	2%	162	1%	0	0%
5-14 years	18,283	4%	120	0%	3	0%
15-24 years	72,784	15%	674	2%	17	0%
25-34 years	92,687	20%	1,626	6%	52	1%
35-44 years	78,250	16%	2,446	9%	154	2%
45-54 years	75,838	16%	3,562	13%	304	4%
55-64 years	60,926	13%	4,772	18%	717	10%
65-74 years	35,193	7%	5,240	19%	1,432	20%
75-84 years	20,142	4%	4,790	18%	2,007	29%
85+ years	11,665	2%	3,580	13%	2,336	33%
Unknown	873	0%	0	0%	0	0%
Total	474,621		26,972		7,022	

Gender	Cases	
Female	243,160	51%
Male	227,812	48%
Unknown	3,649	1%
Total	474,621	

Ethnicity	Cases		Hospitalizations		Deaths	
Hispanic	122,819	26%	8,459	31%	1,773	25%
Non-Hispanic	157,641	33%	16,660	62%	4,516	64%
Unknown	194,161	41%	1,853	7%	733	10%
Total	474,621		26,972		7,022	

Race and ethnicity	Cases		Hospitalizations		Deaths	
White	181,559	38%	16,061	60%	4,655	66%
Hispanic	80,371	17%	6,041	22%	1,388	20%
Non-Hispanic	83,169	18%	9,333	35%	2,970	42%
Unknown	18,019	4%	687	3%	297	4%
Black	70,298	15%	6,717	25%	1,424	20%
Hispanic	3,219	1%	301	1%	47	1%
Non-Hispanic	57,699	12%	6,197	23%	1,304	19%
Unknown	9,380	2%	219	1%	73	1%
Other race	50,921	11%	3,148	12%	560	8%
Hispanic	24,999	5%	1,901	7%	278	4%
Non-Hispanic	13,550	3%	1,043	4%	208	3%
Unknown	12,372	3%	204	1%	74	1%
Unknown race	171,843	36%	1,046	4%	383	5%
Hispanic	14,230	3%	216	1%	60	1%
Non-Hispanic	3,223	1%	87	0%	34	0%
Unknown	154,390	33%	743	3%	289	4%
Total	474,621		26,972		7,022	

Hospitalization counts include anyone who was hospitalized at some point during their illness. It does not reflect the number of people currently hospitalized. **Other race** includes any person with a race of American Indian/Alaskan native, Asian, native Hawaiian/Pacific Islander, or other.

COVID-19: deaths in Florida residents and staff of long-term care facilities

Data through Jul 31, 2020 verified as of Aug 1, 2020 at 09:25 AM

Data in this report are provisional and subject to change.

For current cases in residents or staff of long-term care facilities, please visit: <https://floridahealthcovid19.gov/>

County	Deaths		County	Deaths		County	Deaths	
Dade	607	20%	Suwannee	25	1%	Highlands	3	0%
Palm Beach	342	11%	Indian River	21	1%	Okeechobee	3	0%
Pinellas	299	10%	Hendry	19	1%	Santa Rosa	3	0%
Broward	216	7%	Marion	19	1%	Bradford	2	0%
Hillsborough	175	6%	Osceola	18	1%	Gilchrist	2	0%
Lee	168	6%	Hernando	15	0%	Hardee	2	0%
Polk	143	5%	Okaloosa	13	0%	Nassau	2	0%
Manatee	103	3%	Lake	12	0%	Bay	1	0%
Sarasota	73	2%	Washington	12	0%	Desoto	1	0%
Duval	68	2%	Alachua	11	0%	Flagler	1	0%
Volusia	65	2%	Walton	11	0%	Holmes	1	0%
St. Lucie	60	2%	Gadsden	8	0%	Levy	1	0%
Escambia	59	2%	Sumter	8	0%	Monroe	1	0%
Brevard	57	2%	Putnam	7	0%	Taylor	1	0%
Seminole	54	2%	Calhoun	6	0%	Total	3,024	
Charlotte	53	2%	Citrus	6	0%			
Collier	52	2%	Leon	5	0%			
Pasco	43	1%	St. Johns	5	0%			
Martin	42	1%	Columbia	4	0%			
Clay	29	1%	Jefferson	4	0%			
Orange	29	1%	Madison	4	0%			
Jackson	27	1%	Baker	3	0%			

Note: cases are summarized by the county of usual residence. Residents and staff may be cases associated with facilities that are not in their county of usual residence, resulting in cases being included below for counties that do not have facilities with known cases.

COVID-19: characteristics of 480,028 cases

Data through Jul 31, 2020 verified as of Aug 1, 2020 at 09:25 AM

Data in this report are provisional and subject to change.

Tables below include cases in Florida residents and non-Florida residents.

All 67 Florida counties have cases:

County	FL resident cases	Non-FL resident cases	Total cases	FL resident deaths	FL death rate
Dade	120,302	905	121,207	1,647	1.4%
Broward	56,293	504	56,797	742	1.3%
Palm Beach	33,551	303	33,854	833	2.5%
Hillsborough	29,463	126	29,589	341	1.2%
Orange	29,086	380	29,466	232	0.8%
Duval	21,099	223	21,322	157	0.7%
Pinellas	16,488	116	16,604	437	2.7%
Lee	15,271	280	15,551	300	2.0%
Polk	12,694	41	12,735	269	2.1%
Collier	9,497	165	9,662	124	1.3%
Manatee	8,563	92	8,655	185	2.2%
Osceola	8,567	82	8,649	79	0.9%
Escambia	7,074	834	7,908	97	1.4%
Volusia	6,905	54	6,959	113	1.6%
Seminole	6,541	25	6,566	84	1.3%
Pasco	6,362	32	6,394	96	1.5%
Sarasota	5,619	53	5,672	121	2.2%
Brevard	5,500	21	5,521	115	2.1%
St. Lucie	5,086	20	5,106	125	2.5%
Marion	5,056	13	5,069	61	1.2%
Lake	4,580	32	4,612	51	1.1%
Leon	4,214	80	4,294	14	0.3%
Martin	3,602	24	3,626	75	2.1%
Bay	3,558	62	3,620	21	0.6%
Alachua	3,540	50	3,590	21	0.6%
Santa Rosa	3,376	23	3,399	24	0.7%
St. Johns	3,228	36	3,264	28	0.9%
Clay	2,844	9	2,853	48	1.7%
Okaloosa	2,822	28	2,850	30	1.1%
Columbia	2,539	11	2,550	10	0.4%
Indian River	2,257	13	2,270	48	2.1%
Charlotte	1,978	6	1,984	89	4.5%
Hernando	1,693	14	1,707	33	1.9%
Hendry	1,649	0	1,649	36	2.2%
Jackson	1,575	13	1,588	32	2.0%
Gadsden	1,430	7	1,437	19	1.3%
Monroe	1,299	26	1,325	9	0.7%
Putnam	1,317	0	1,317	16	1.2%
Desoto	1,282	3	1,285	15	1.2%
Walton	1,129	110	1,239	13	1.2%
Citrus	1,226	2	1,228	29	2.4%
Highlands	1,194	3	1,197	29	2.4%
Suwannee	1,138	17	1,155	32	2.8%
Sumter	1,083	8	1,091	32	3.0%
Nassau	1,022	57	1,079	10	1.0%
Okeechobee	915	5	920	6	0.7%
Flagler	909	10	919	10	1.1%
Hardee	835	6	841	7	0.8%
Madison	607	11	618	7	1.2%
Unknown	179	422	601	0	0.0%
Wakulla	592	6	598	4	0.7%
Levy	580	3	583	3	0.5%
Hamilton	569	5	574	3	0.5%
Washington	551	7	558	14	2.5%
Holmes	424	9	433	2	0.5%
Liberty	399	0	399	2	0.5%
Glades	391	0	391	3	0.8%
Gulf	364	9	373	2	0.5%
Baker	370	1	371	4	1.1%
Taylor	357	3	360	3	0.8%
Jefferson	332	5	337	5	1.5%
Bradford	332	0	332	4	1.2%
Gilchrist	329	0	329	3	0.9%
Calhoun	287	0	287	7	2.4%
Dixie	264	0	264	4	1.5%
Union	218	0	218	4	1.8%
Franklin	114	2	116	2	1.8%
Lafayette	111	0	111	1	0.9%
Total	474,621	5,407	480,028	7,022	1.5%

COVID-19: characteristics of 474,621 Florida resident cases

Data through Jul 31, 2020 verified as of Aug 1, 2020 at 09:25 AM

Data in this report are provisional and subject to change.

The table below includes the cities and counties of residence for cases in Florida residents based on the patient's ZIP Code.

Note that city is not always received as part of the initial notification and may be missing while the case is being investigated.

City and county	Cases
Miami, Dade	74,962
Orlando, Orange	22,260
Jacksonville, Duval	19,649
Tampa, Hillsborough	17,894
Hialeah, Dade	17,810
Fort Lauderdale, Broward	12,763
Hollywood, Broward	10,949
West Palm Beach, Palm Beach	8,426
Homestead, Dade	8,060
Kissimmee, Osceola	6,976
Saint Petersburg, Pinellas	6,929
Naples, Collier	6,820
Pompano Beach, Broward	6,691
Fort Myers, Lee	6,316
Pensacola, Escambia	6,197
Bradenton, Manatee	5,883
Lake Worth, Palm Beach	4,649
Boca Raton, Palm Beach	4,571
Sarasota, Sarasota	4,233
Tallahassee, Leon	4,111
Ocala, Marion	4,025
Lakeland, Polk	3,872
Miramar, Broward	3,533
Cape Coral, Lee	3,516
Miami Beach, Dade	3,270
Clearwater, Pinellas	3,233
Miami Gardens, Dade	3,163
Lehigh Acres, Lee	3,078
Port Saint Lucie, St. Lucie	3,017
Boynton Beach, Palm Beach	2,981
Gainesville, Alachua	2,887
Winter Haven, Polk	2,586
Panama City, Bay	2,480
Lake City, Columbia	2,450
Coral Springs, Broward	2,422
Opa Locka, Dade	2,335
Delray Beach, Palm Beach	2,290
Immokalee, Collier	2,067
Doral, Dade	2,026
Brandon, Hillsborough	2,018
Davie, Broward	1,965
Sunrise, Broward	1,942
Milton, Santa Rosa	1,912
Fort Pierce, St. Lucie	1,844
Riverview, Hillsborough	1,834
Apopka, Orange	1,809
North Miami Beach, Dade	1,791
Plant City, Hillsborough	1,775
Stuart, Martin	1,772
Missing, Broward	1,722
Largo, Pinellas	1,680
Saint Augustine, St. Johns	1,670
Melbourne, Brevard	1,657
Deerfield Beach, Broward	1,594
Jupiter, Palm Beach	1,574
Tamarac, Broward	1,565
Sanford, Seminole	1,554
Vero Beach, Indian River	1,547
Plantation, Broward	1,538

COVID-19: characteristics of 474,621 Florida resident cases

Data through Jul 31, 2020 verified as of Aug 1, 2020 at 09:25 AM

Data in this report are provisional and subject to change.

The table below includes the cities and counties of residence for cases in Florida residents based on the patient's ZIP Code.

Note that city is not always received as part of the initial notification and may be missing while the case is being investigated.

City and county	Cases
New Port Richey, Pasco	1,489
Daytona Beach, Volusia	1,456
Lake Worth Beach, Palm Beach	1,383
Saint Cloud, Osceola	1,350
Orange Park, Clay	1,340
Deltona, Volusia	1,325
Palmetto, Manatee	1,292
Margate, Broward	1,224
Palm Bay, Brevard	1,156
Clermont, Lake	1,143
Weston, Broward	1,138
North Lauderdale, Broward	1,137
Deland, Volusia	1,135
Arcadia, Desoto	1,128
Palm Beach Gardens, Palm Beach	1,126
Winter Park, Orange	1,100
Winter Garden, Orange	1,092
Altamonte Springs, Seminole	1,091
Hallandale, Broward	1,080
Coconut Creek, Broward	1,076
Davenport, Polk	1,030
Bonita Springs, Lee	1,025
North Miami, Dade	1,021
Oviedo, Seminole	1,017
Haines City, Polk	1,015
Royal Palm Beach, Palm Beach	1,003
Fort Walton Beach, Okaloosa	997
Port Charlotte, Charlotte	982
Ocoee, Orange	976
Coral Gables, Dade	952
Spring Hill, Hernando	934
Live Oak, Suwannee	927
Palm Harbor, Pinellas	926
Oakland Park, Broward	924
Land O Lakes, Pasco	913
Indiantown, Martin	893
Wellington, Palm Beach	880
Okeechobee, Okeechobee	875
Quincy, Gadsden	867
Wesley Chapel, Pasco	866
Pinellas Park, Pinellas	864
Clewiston, Hendry	862
Florida City, Dade	850
Ruskin, Hillsborough	840
Seminole, Pinellas	791
Longwood, Seminole	790
Belle Glade, Palm Beach	787
Lutz, Hillsborough	784
Valrico, Hillsborough	779
Punta Gorda, Charlotte	774
Pembroke Pines, Broward	767
Leesburg, Lake	709
Missing, Palm Beach	704
Wimauma, Hillsborough	699
Windermere, Orange	690
Casselberry, Seminole	674
Palm Coast, Flagler	665
Miami Lakes, Dade	660
Jacksonville Beach, Duval	655

COVID-19: characteristics of 474,621 Florida resident cases

Data through Jul 31, 2020 verified as of Aug 1, 2020 at 09:25 AM

Data in this report are provisional and subject to change.

The table below includes the cities and counties of residence for cases in Florida residents based on the patient's ZIP Code.

Note that city is not always received as part of the initial notification and may be missing while the case is being investigated.

City and county	Cases
Bartow, Polk	654
Palatka, Putnam	654
Aventura, Dade	642
Ormond Beach, Volusia	606
Key West, Monroe	596
Middleburg, Clay	596
Crestview, Okaloosa	596
Cantonment, Escambia	584
Lake Mary, Seminole	583
North Port, Sarasota	582
Missing, Dade	577
Kissimmee, Polk	576
Tavares, Lake	575
Cocoa, Brevard	573
Brooksville, Hernando	571
Graceville, Jackson	565
North Fort Myers, Lee	557
Auburndale, Polk	555
Labelle, Hendry	552
Hudson, Pasco	535
Zephyrhills, Pasco	535
Port Richey, Pasco	534
Sebring, Highlands	520
Winter Springs, Seminole	517
Crawfordville, Wakulla	508
Dade City, Pasco	508
Loxahatchee, Palm Beach	505
Gulf Breeze, Santa Rosa	496
Tarpon Springs, Pinellas	492
Maitland, Orange	484
Mulberry, Polk	466
Seffner, Hillsborough	464
Port Orange, Volusia	461
Lake Wales, Polk	458
Marianna, Jackson	457
Riviera Beach, Palm Beach	457
Panama City Beach, Bay	450
Cooper City, Broward	446
Holiday, Pasco	443
Venice, Sarasota	441
Ponte Vedra Beach, St. Johns	439
Sarasota, Manatee	437
Orange City, Volusia	432
Saint Johns, St. Johns	430
South Bay, Palm Beach	422
Fernandina Beach, Nassau	422
Dunedin, Pinellas	412
Chipley, Washington	410
Missing, Collier	409
Defuniak Springs, Walton	408
Destin, Okaloosa	407
Wauchula, Hardee	406
Pahokee, Palm Beach	396
Lynn Haven, Bay	396
Navarre, Santa Rosa	395
Eustis, Lake	393
Dania, Broward	393
Pinecrest, Dade	391
Merritt Island, Brevard	390

COVID-19: characteristics of 474,621 Florida resident cases

Data through Jul 31, 2020 verified as of Aug 1, 2020 at 09:25 AM

Data in this report are provisional and subject to change.

The table below includes the cities and counties of residence for cases in Florida residents based on the patient's ZIP Code.

Note that city is not always received as part of the initial notification and may be missing while the case is being investigated.

City and county	Cases
Jasper, Hamilton	388
South Miami, Dade	387
Parrish, Manatee	385
Green Cove Springs, Clay	383
The Villages, Sumter	381
Fleming Island, Clay	377
Santa Rosa Beach, Walton	377
Palm City, Martin	375
Avon Park, Highlands	373
Titusville, Brevard	371
Madison, Madison	364
Moore Haven, Glades	363
Dover, Hillsborough	363
Fellsmere, Indian River	360
Lantana, Palm Beach	358
Rockledge, Brevard	354
Gibsonton, Hillsborough	351
Bristol, Liberty	351
Odessa, Hillsborough	347
Missing, Hillsborough	344
Groveland, Lake	333
Estero, Lee	333
New Smyrna Beach, Volusia	332
Bonifay, Holmes	330
Parkland, Broward	327
Inverness, Citrus	318
Missing, Duval	314
Key Biscayne, Dade	312
Atlantic Beach, Duval	308
Lauderdale Lakes, Broward	308
Mount Dora, Lake	307
Perry, Taylor	304
Polk City, Polk	300
Niceville, Okaloosa	296
Crescent City, Putnam	295
Monticello, Jefferson	293
Debary, Volusia	290
Oldsmar, Pinellas	284
Lauderhill, Broward	284
Missing, Orange	264
North Palm Beach, Palm Beach	262
Lithia, Hillsborough	252
Palm Springs, Palm Beach	252
Pace, Santa Rosa	250
Hobe Sound, Martin	250
Frostproof, Polk	249
Apollo Beach, Hillsborough	249
Starke, Bradford	248
Wilton Manors, Broward	245
Missing, Pasco	242
Sun City Center, Hillsborough	236
Sebastian, Indian River	230
Fort Meade, Polk	224
Ellenton, Manatee	222
Missing, Santa Rosa	222
Yulee, Nassau	218
Ponte Vedra, St. Johns	217
Alachua, Alachua	217
Safety Harbor, Pinellas	213

COVID-19: characteristics of 474,621 Florida resident cases

Data through Jul 31, 2020 verified as of Aug 1, 2020 at 09:25 AM

Data in this report are provisional and subject to change.

The table below includes the cities and counties of residence for cases in Florida residents based on the patient's ZIP Code.

Note that city is not always received as part of the initial notification and may be missing while the case is being investigated.

City and county	Cases
Missing, St. Lucie	212
Summerfield, Marion	212
Missing, St. Johns	211
Palmetto Bay, Dade	211
Sneads, Jackson	209
Macclenny, Baker	206
Bushnell, Sumter	206
Trenton, Gilchrist	204
Missing, Hendry	200
Missing, Polk	194
Key Largo, Monroe	191
Williston, Levy	187
Belleview, Marion	185
Jensen Beach, Martin	183
Chiefland, Levy	182
Crystal River, Citrus	179
Wildwood, Sumter	175
Port Saint Joe, Gulf	173
Lake Placid, Highlands	170
Missing, Hardee	169
Lady Lake, Lake	169
Havana, Gadsden	168
Homosassa, Citrus	168
Callahan, Nassau	164
Mary Esther, Okaloosa	159
Missing, Lee	158
Missing, Marion	157
Blountstown, Calhoun	157
Edgewater, Volusia	156
Mascotte, Lake	156
Jacksonville, St. Johns	153
Shalimar, Okaloosa	153
Bowling Green, Hardee	153
Missing, Volusia	153
Old Town, Dixie	152
Dunnellon, Marion	152
Newberry, Alachua	150
Missing, Citrus	149
Marathon, Monroe	147
Thonotosassa, Hillsborough	143
Missing, Osceola	143
Missing, Madison	141
Missing, Brevard	139
Freeport, Walton	139
Lake Alfred, Polk	138
Southwest Ranches, Broward	138
Lake Butler, Union	136
Wewahitchka, Gulf	136
Chattahoochee, Gadsden	135
Cocoa Beach, Brevard	133
Missing, Desoto	130
Satellite Beach, Brevard	130
Neptune Beach, Duval	129
Myakka City, Manatee	128
Minneola, Lake	128
Clearwater Beach, Pinellas	124
Medley, Dade	124
Pierson, Volusia	123
Jennings, Hamilton	122

COVID-19: characteristics of 474,621 Florida resident cases

Data through Jul 31, 2020 verified as of Aug 1, 2020 at 09:25 AM

Data in this report are provisional and subject to change.

The table below includes the cities and counties of residence for cases in Florida residents based on the patient's ZIP Code.

Note that city is not always received as part of the initial notification and may be missing while the case is being investigated.

City and county	Cases
Sorrento, Lake	121
Nokomis, Sarasota	120
Spring Hill, Pasco	118
Missing, Hernando	117
Missing, Highlands	117
Missing, Martin	117
Carol City, Dade	116
Lake Park, Palm Beach	114
Holly Hill, Volusia	112
West Melbourne, Brevard	110
Marco Island, Collier	109
Missing, Indian River	109
Midway, Gadsden	109
Bronson, Levy	108
Hilliard, Nassau	108
Englewood, Charlotte	107
Gulfport, Pinellas	105
De Leon Springs, Volusia	103
Missing, Seminole	102
Lecanto, Citrus	102
Tavernier, Monroe	101
Mayo, Lafayette	100
Missing, Pinellas	99
Bunnell, Flagler	99
Missing, Monroe	96
Bell, Gilchrist	94
Zolfo Springs, Hardee	94
Miramar Beach, Walton	93
Alva, Lee	91
Molino, Escambia	91
Umatilla, Lake	91
Jay, Santa Rosa	89
Cross City, Dixie	89
Beverly Hills, Citrus	89
Indialantic, Brevard	88
Palm Beach, Palm Beach	88
Missing, Unknown	86
Englewood, Sarasota	85
Missing, Nassau	85
Tequesta, Palm Beach	83
High Springs, Alachua	81
Fruitland Park, Lake	81
Fort White, Columbia	81
Flagler Beach, Flagler	81
Montverde, Lake	80
Missing, Sarasota	80
Chuluota, Seminole	77
Gretna, Gadsden	76
Kenneth City, Pinellas	76
Gotha, Orange	75
East Palatka, Putnam	75
Missing, Clay	74
Greenwood, Jackson	74
Cape Canaveral, Brevard	73
Trinity, Pasco	73
Hernando, Citrus	72
Oxford, Sumter	72
South Daytona, Volusia	72
Dunnellon, Citrus	71

COVID-19: characteristics of 474,621 Florida resident cases

Data through Jul 31, 2020 verified as of Aug 1, 2020 at 09:25 AM

Data in this report are provisional and subject to change.

The table below includes the cities and counties of residence for cases in Florida residents based on the patient's ZIP Code.

Note that city is not always received as part of the initial notification and may be missing while the case is being investigated.

City and county	Cases
Rotunda West, Charlotte	70
Citra, Marion	69
Geneva, Seminole	69
Cottdale, Jackson	68
West Miami, Dade	68
Missing, Jackson	68
Eagle Lake, Polk	67
Archer, Alachua	66
Missing, Lake	66
Avon Park, Polk	66
Youngstown, Bay	65
Keystone Heights, Clay	65
Century, Escambia	65
Glen Saint Mary, Baker	64
Altha, Calhoun	63
Sanderson, Baker	63
Missing, Leon	63
Mims, Brevard	63
Vernon, Washington	63
Fort Myers Beach, Lee	63
Osprey, Sarasota	63
Missing, Okaloosa	62
Silver Springs, Marion	62
Missing, Flagler	61
Weeki Wachee, Hernando	61
Hawthorne, Alachua	60
Branford, Suwannee	60
Reddick, Marion	60
Hastings, St. Johns	59
Missing, Manatee	59
Missing, Escambia	59
Melbourne Beach, Brevard	58
Ave Maria, Collier	58
Lake Panasoffkee, Sumter	57
Baker, Okaloosa	57
Dundee, Polk	57
Southport, Bay	56
White Springs, Hamilton	56
Zellwood, Orange	56
Interlachen, Putnam	55
Missing, Gulf	55
O Brien, Suwannee	54
Pomona Park, Putnam	54
Indian Rocks Beach, Pinellas	53
Belle Isle, Orange	52
Oakland, Orange	51
Islamorada, Monroe	50
Apalachicola, Franklin	50
Biscayne Park, Dade	50
Coconut Grove, Dade	50
Greenville, Madison	50
Surfside, Dade	49
Missing, Gadsden	49
Missing, Levy	49
Satsuma, Putnam	49
Missing, Wakulla	49
Bal Harbour, Dade	48
South Pasadena, Pinellas	48
Missing, Washington	48

COVID-19: characteristics of 474,621 Florida resident cases

Data through Jul 31, 2020 verified as of Aug 1, 2020 at 09:25 AM

Data in this report are provisional and subject to change.

The table below includes the cities and counties of residence for cases in Florida residents based on the patient's ZIP Code.

Note that city is not always received as part of the initial notification and may be missing while the case is being investigated.

City and county	Cases
Webster, Sumter	48
Raiford, Union	46
Grand Island, Lake	46
Ocklawaha, Marion	44
Viera, Brevard	44
Seville, Volusia	44
Lakewood Ranch, Manatee	41
Greenacres, Palm Beach	41
Lee, Madison	41
Missing, Calhoun	41
San Antonio, Pasco	41
Lawtey, Bradford	40
Grand Ridge, Jackson	40
Coleman, Sumter	40
Missing, Walton	39
Indian Harbour Beach, Brevard	39
Mcdavid, Escambia	39
Missing, Okeechobee	38
Lake Hamilton, Polk	37
Fountain, Bay	37
Poinciana, Polk	37
El Portal, Dade	37
Missing, Baker	36
Citrus Springs, Citrus	36
Mcalpin, Suwannee	36
Stock Island, Monroe	36
Sanibel, Lee	36
Missing, Holmes	35
Celebration, Osceola	35
Christmas, Orange	34
Elkton, St. Johns	34
Princeton, Dade	34
Cutler Bay, Dade	34
Howey-In-The-Hills, Lake	33
Floral City, Citrus	32
Westville, Holmes	32
Melrose, Putnam	32
Malabar, Brevard	31
Center Hill, Sumter	31
Missing, Sumter	31
Welaka, Putnam	31
Lauderdale By The Sea, Broward	30
Lake Helen, Volusia	30
Inlet Beach, Walton	30
Alford, Jackson	30
Carrabelle, Franklin	30
Malone, Jackson	30
Juno Beach, Palm Beach	30
Bokeelia, Lee	29
Madeira Beach, Pinellas	29
Florida State University, Leon	29
Osteen, Volusia	28
Steinhatchee, Taylor	28
Babson Park, Polk	28
Astatula, Lake	28
Missing, Gilchrist	28
Valparaiso, Okaloosa	28
Wellborn, Suwannee	28
Micanopy, Alachua	27

COVID-19: characteristics of 474,621 Florida resident cases

Data through Jul 31, 2020 verified as of Aug 1, 2020 at 09:25 AM

Data in this report are provisional and subject to change.

The table below includes the cities and counties of residence for cases in Florida residents based on the patient's ZIP Code.

Note that city is not always received as part of the initial notification and may be missing while the case is being investigated.

City and county	Cases
Summerland Key, Monroe	27
Big Pine Key, Monroe	27
Atlantis, Palm Beach	27
Hallandale Beach, Broward	27
Morriston, Levy	26
Canal Point, Palm Beach	26
Anthony, Marion	26
Naranja, Dade	26
Missing, Bay	26
Hypoluxo, Palm Beach	26
Sunny Isles Beach, Dade	25
The Villages, Lake	25
Hosford, Liberty	25
Weirsdale, Marion	25
Greensboro, Gadsden	25
Lady Lake, Sumter	24
Patrick Air Force Base, Brevard	24
Laurel Hill, Okaloosa	24
Destin, Walton	24
Fern Park, Seminole	24
Belleair, Pinellas	24
Ponce De Leon, Holmes	23
Missing, Suwannee	23
Astor, Lake	23
San Mateo, Putnam	23
Felda, Hendry	23
Florida Dept Of Corrections, Union	22
Missing, Liberty	22
Ochopee, Collier	22
Missing, Jefferson	22
Bryceville, Nassau	22
Eglin Air Force Base, Okaloosa	21
Yalaha, Lake	21
Bradenton Beach, Manatee	21
Saint James City, Lee	21
Odessa, Pasco	21
Belleair Beach, Pinellas	21
Sweetwater, Dade	20
Missing, Charlotte	20
Eastpoint, Franklin	20
Haverhill, Palm Beach	20
Grant-Valkaria, Brevard	20
Longboat Key, Manatee	20
Campbellton, Jackson	19
Missing, Bradford	19
Miami Springs, Dade	19
Unknown, Orange	19
Kendall, Dade	18
Caryville, Washington	18
Sumterville, Sumter	18
Holt, Okaloosa	18
Temple Terrace, Hillsborough	18
Altoona, Lake	18
Callaway, Bay	18
Crystal Beach, Pinellas	17
Kissimmee, Orange	17
Hialeah Gardens, Dade	17
Lamont, Jefferson	16
Edgewood, Orange	16

COVID-19: characteristics of 474,621 Florida resident cases

Data through Jul 31, 2020 verified as of Aug 1, 2020 at 09:25 AM

Data in this report are provisional and subject to change.

The table below includes the cities and counties of residence for cases in Florida residents based on the patient's ZIP Code.

Note that city is not always received as part of the initial notification and may be missing while the case is being investigated.

City and county	Cases
Oak Hill, Volusia	16
Missing, Taylor	16
Sopchoppy, Wakulla	16
North Bay Village, Dade	16
Clarksville, Calhoun	16
Village Of Palmetto Bay, Dade	16
Baldwin, Duval	16
Missing, Dixie	16
Placida, Charlotte	15
Paisley, Lake	15
Golden Beach, Dade	15
Brooker, Bradford	14
Missing, Union	14
Ponce Inlet, Volusia	14
Waverly, Polk	14
Tice, Lee	14
Georgetown, Putnam	14
Missing, Franklin	13
Kindred, Osceola	13
Ona, Hardee	13
Waldo, Alachua	13
Panacea, Wakulla	13
Singer Island, Palm Beach	13
Carrollwood, Hillsborough	13
Alafaya, Orange	13
Fort Mccoy, Marion	13
Fruit Cove, St. Johns	12
Winter Park, Seminole	12
Miami Shores, Dade	12
Fort Denaud, Hendry	12
Hollister, Putnam	12
Holmes Beach, Manatee	12
Nocatee, Desoto	12
Goulds, Dade	12
Bascom, Jackson	12
Terra Ceia, Manatee	12
Eaton Park, Polk	11
West Park, Broward	11
Inglis, Levy	11
Pinetta, Madison	11
Okahumpka, Lake	11
Sebastian, Brevard	11
Bay Pines, Pinellas	11
Florahome, Putnam	11
Barefoot Bay, Brevard	11
Lighthouse Point, Broward	11
Palm Shores, Brevard	10
Missing, Glades	10
Matlacha, Lee	10
Unknown, Dade	10
Palmdale, Glades	10
Bellview, Escambia	10
Mexico Beach, Bay	10
Bayonet Point, Pasco	10
Dania Beach, Broward	10
Harmony, Osceola	10
Heathrow, Seminole	10
Santa Fe, Alachua	10
Balm, Hillsborough	9

COVID-19: characteristics of 474,621 Florida resident cases

Data through Jul 31, 2020 verified as of Aug 1, 2020 at 09:25 AM

Data in this report are provisional and subject to change.

The table below includes the cities and counties of residence for cases in Florida residents based on the patient's ZIP Code.

Note that city is not always received as part of the initial notification and may be missing while the case is being investigated.

City and county	Cases
Lake Suzy, Desoto	9
Mangonia Park, Palm Beach	9
Ocean Ridge, Palm Beach	9
Bay Harbor Islands, Dade	9
Walnut Hill, Escambia	9
Treasure Island, Pinellas	9
North Redington Beach, Pinellas	9
Tierra Verde, Pinellas	9
Kinard, Calhoun	8
Miami, Unknown	8
Intercession City, Osceola	8
Lutz, Pasco	8
Saint Pete Beach, Pinellas	8
Tyndall Air Force Base, Bay	8
Labelle, Glades	8
Hampton, Bradford	8
Gonzalez, Escambia	8
Key Colony Beach, Monroe	8
Sun City, Hillsborough	8
Highland City, Polk	8
Missing, Lafayette	8
Dowling Park, Suwannee	7
Missing, Alachua	7
Tioga, Alachua	7
Lorida, Highlands	7
Eloise, Polk	7
Homosassa Springs, Citrus	7
Orange Lake, Marion	7
Reunion, Osceola	7
Sydney, Hillsborough	7
Kathleen, Polk	7
Bagdad, Santa Rosa	7
La Crosse, Alachua	7
Jacksonville, Unknown	6
Maitland, Seminole	6
Paxton, Walton	6
Palma Sola, Manatee	6
Enterprise, Volusia	6
Wabasso, Indian River	6
Venus, Highlands	6
Wahneta, Polk	6
Buena Ventura Lakes, Osceola	6
Cedar Key, Levy	6
Kenansville, Osceola	6
West Delray Beach, Palm Beach	5
Perrine, Dade	5
Goodland, Collier	5
Altamonte Springs, Orange	5
Poinciana, Osceola	5
Hernando Beach, Hernando	5
Hiwassee, Orange	5
Indian Lake Estates, Polk	5
Aloma, Orange	5
Penney Farms, Clay	5
Pensacola Beach, Santa Rosa	5
Plymouth, Orange	5
Woodville, Leon	5
Long Boat Key, Manatee	5
Cloud Lake, Palm Beach	5

COVID-19: characteristics of 474,621 Florida resident cases

Data through Jul 31, 2020 verified as of Aug 1, 2020 at 09:25 AM

Data in this report are provisional and subject to change.

The table below includes the cities and counties of residence for cases in Florida residents based on the patient's ZIP Code.

Note that city is not always received as part of the initial notification and may be missing while the case is being investigated.

City and county	Cases
Ponce De Leon, Walton	5
Crystal Springs, Pasco	5
Mango, Hillsborough	5
North Venice, Sarasota	5
Shady Grove, Taylor	5
Bradley, Polk	5
Tangerine, Orange	5
Ferndale, Lake	5
Lowell, Marion	4
Saint Lucie West, St. Lucie	4
Siesta Key, Sarasota	4
Ridge Manor, Pasco	4
Unknown, Broward	4
Quail Heights, Dade	4
Parker, Bay	4
Pembroke Park, Broward	4
Orlando, Seminole	4
Mayport, Duval	4
Cudjoe Key, Monroe	4
Homeland, Polk	4
Trilby, Pasco	4
Bonifay, Washington	4
Davenport, Osceola	4
Ebro, Washington	4
Murdock, Charlotte	4
Eatonville, Orange	4
Lehigh, Lee	4
Tallevast, Manatee	4
Psl, Unknown	4
Rubonia, Manatee	4
Steinhatchee, Dixie	4
Maxville, Duval	4
Ft Pierce, St. Lucie	4
Centerville, Leon	4
Pine Castle, Orange	4
Ybor City, Hillsborough	4
Celebration, Orange	4
Leisure City, Dade	4
Pasadena, Pinellas	4
Nobleton, Hernando	4
Northdale, Hillsborough	4
Hollywood, Unknown	4
Missing, Putnam	4
Miami, Broward	4
City Of Sunrise, Broward	4
South Palm Beach, Palm Beach	4
Perdido Key, Escambia	4
Nichols, Polk	4
Mount Plymouth, Lake	3
Oneco, Manatee	3
Westchase, Hillsborough	3
Vernon, Bay	3
Virginia Gardens, Dade	3
Braden River, Manatee	3
Elfers, Pasco	3
Fpo, Duval	3
Mayport Naval Housing, Duval	3
Miromar Lakes, Lee	3
Indian River Shores, Indian River	3

COVID-19: characteristics of 474,621 Florida resident cases

Data through Jul 31, 2020 verified as of Aug 1, 2020 at 09:25 AM

Data in this report are provisional and subject to change.

The table below includes the cities and counties of residence for cases in Florida residents based on the patient's ZIP Code.

Note that city is not always received as part of the initial notification and may be missing while the case is being investigated.

City and county	Cases
Gulf Stream, Palm Beach	3
Orlando, Osceola	3
Port Saint John, Brevard	3
Saint Leo, Pasco	3
Durant, Hillsborough	3
Ozona, Pinellas	3
Cypress, Jackson	3
Deerfield Beach, Unknown	3
Gulf Hammock, Levy	3
Lulu, Columbia	3
Lacoochee, Pasco	3
Saint Marks, Wakulla	3
Pompano Beach, Unknown	3
Indian Creek Village, Dade	3
Branford, Lafayette	3
Yankeetown, Levy	3
Dinsmore, Duval	3
Fort Ogden, Desoto	3
Lake City, Suwannee	3
Green Acres, Palm Beach	3
Long Key, Monroe	3
Missing, Hamilton	3
Hialeah, Unknown	3
Cutler Ridge, Dade	3
Duette, Manatee	3
East Lake, Marion	3
Bayshore Gardens, Manatee	3
Azalea Park, Orange	3
Anna Maria, Manatee	3
Pine Hills, Orange	3
Sewalls Point, Martin	3
Sunny Hills, Washington	3
Boca Grande, Lee	3
Buckingham, Lee	3
Candler, Marion	3
Hallandale Beach, Broward	3
Graceville, Holmes	3
Hollywood, Dade	3
Fisher Island, Dade	3
Orlando, Unknown	3
Trenton, Levy	3
Little Torch Key, Monroe	3
Micco, Brevard	3
Lynbrook, Broward	3
Lake Como, Putnam	3
Lake Monroe, Seminole	3
Fort Lauderdale, Unknown	3
Captiva, Lee	3
Belleair Bluffs, Pinellas	3
Archer, Levy	2
Hallandale Beach, Unknown	2
Hawthorne, Putnam	2
Jensen Beach, St. Lucie	2
Lockhart, Orange	2
Loxahatchee Groves, Palm Beach	2
Laud-By-The-Sea, Broward	2
University Park, Manatee	2
The Villages, Marion	2
River Ranch, Polk	2

COVID-19: characteristics of 474,621 Florida resident cases

Data through Jul 31, 2020 verified as of Aug 1, 2020 at 09:25 AM

Data in this report are provisional and subject to change.

The table below includes the cities and counties of residence for cases in Florida residents based on the patient's ZIP Code.

Note that city is not always received as part of the initial notification and may be missing while the case is being investigated.

City and county	Cases
Valkaria, Brevard	2
West Bradenton, Manatee	2
Ramrod Key, Monroe	2
Port Saint Lucie, Martin	2
Ponte Vedra, Duval	2
Port Charlotte, Unknown	2
Inlet Beach, Bay	2
Jacksonville, Clay	2
Grandin, Putnam	2
Cortez, Manatee	2
Switzerland, St. Johns	2
Tampa, Pinellas	2
Unknown, Palm Beach	2
Watersound, Walton	2
Laurel, Sarasota	2
Manalapan, Palm Beach	2
Oklawaha, Marion	2
Daytona Beach Shores, Volusia	2
Everglades City, Collier	2
Fort Charlotte, Charlotte	2
Horseshoe Beach, Dixie	2
Lealman, Pinellas	2
Madison, Unknown	2
Margate, Unknown	2
Town N Country, Hillsborough	2
Port Salerno, Martin	2
Redington Beach, Pinellas	2
Redington Shores, Pinellas	2
Sparr, Marion	2
Goldenrod, Seminole	2
Lake Harbor, Palm Beach	2
Loughman, Polk	2
Forest City, Orange	2
Chokoloskee, Collier	2
Alturas, Polk	2
Orlando, Brevard	2
Clewiston, Palm Beach	2
Longboat Key, Sarasota	2
Lakeshore, Polk	2
Earleton, Alachua	2
Ormond Beach, Flagler	2
Miramar, Dade	2
Mesa, Unknown	2
San Carlos Park, Lee	2
Sorrento, Orange	2
Lamont, Taylor	2
Miccosukee, Leon	2
Milligan, Okaloosa	2
Homeless, Hillsborough	2
Glenwood, Volusia	2
Gulf Breeze, Escambia	2
Pensacola, Unknown	2
Sugarloaf, Monroe	2
Venice, Manatee	2
Unknown, Seminole	2
El Jobean, Charlotte	2
Fort Lauderdale, Dade	2
Miami, Martin	2
Jonesville, Alachua	2

COVID-19: characteristics of 474,621 Florida resident cases

Data through Jul 31, 2020 verified as of Aug 1, 2020 at 09:25 AM

Data in this report are provisional and subject to change.

The table below includes the cities and counties of residence for cases in Florida residents based on the patient's ZIP Code.

Note that city is not always received as part of the initial notification and may be missing while the case is being investigated.

City and county	Cases
Lauderhill, Unknown	2
Lake Butler, Bradford	2
Sand Lake, Orange	2
Roseland, Indian River	2
West Palm Beach, Unknown	2
Holder, Citrus	2
Everglades National Park, Dade	2
Fanning Springs, Gilchrist	2
Wakulla Springs, Wakulla	2
Union Park, Orange	2
Samoset, Manatee	2
Palma Ceia, Hillsborough	2
New Smyrna, Volusia	2
Oakland Park, Unknown	2
North Miami, Palm Beach	1
North Port, Manatee	1
North Lauderdale, Unknown	1
Pensacola, Escambia	1
Orlando, Manatee	1
Okeechobee, Martin	1
Okeechobi, Unknown	1
Pooler, Broward	1
Port Saint Lucie, Unknown	1
Twentynine Palms, Broward	1
St Cloud, Orange	1
Suwannee, Dixie	1
Sarasota, Unknown	1
Seacrest, Walton	1
Salem, Taylor	1
University Of Miami, Dade	1
Unknown, Manatee	1
Windermere, Unknown	1
Xifamk, Dade	1
Fellsmere, Brevard	1
Fernandina, Nassau	1
Evinston, Alachua	1
Graham, Bradford	1
Bradenton, Sarasota	1
Cypress Gardens, Polk	1
Miamksaohes, Dade	1
Metter, Manatee	1
Miami Dade, Unknown	1
Hillsboro Beach, Broward	1
Indian Rock Beach, Pinellas	1
Key West Naval Air Station, Monroe	1
Lauderdale Lakes, Unknown	1
West Hollywood, Broward	1
Unknown Out Of Area, Palm Beach	1
Unknown, Duval	1
Weston, Unknown	1
Winter Springs, Orange	1
Port St Luice, Unknown	1
Point Washington, Walton	1
Seacrest, Bay	1
Stiamk, Dade	1
Oviedo, Orange	1
Pensacola Naval Hospital, Escambia	1
Okeechobee, Highlands	1
Orange Park, Duval	1

COVID-19: characteristics of 474,621 Florida resident cases

Data through Jul 31, 2020 verified as of Aug 1, 2020 at 09:25 AM

Data in this report are provisional and subject to change.

The table below includes the cities and counties of residence for cases in Florida residents based on the patient's ZIP Code.

Note that city is not always received as part of the initial notification and may be missing while the case is being investigated.

City and county	Cases
Mount Dora, Orange	1
New Church, Palm Beach	1
New Port Richey, Hillsborough	1
Lake Worth, Unknown	1
Laurel Hill, Walton	1
Jena, Taylor	1
Miramar, Unknown	1
Litchfield Park, Unknown	1
Marathon Shores, Monroe	1
Mayport Naval Station, Duval	1
Dade City, Hernando	1
Franklin, Orange	1
Haines City, Orange	1
Clearwater, Hillsborough	1
Apo, Collier	1
Big Torch Key, Monroe	1
Bonifay, Unknown	1
Astor, Volusia	1
Austin, Dade	1
Basinger, Okeechobee	1
Unknown, Volusia	1
Westville, Walton	1
White Springs, Columbia	1
Tamarac, Dade	1
Port Saint Lucie, Palm Beach	1
Rocky Point, Hillsborough	1
Rosemary Beach, Walton	1
Saint Johns, Duval	1
Salt Springs, Marion	1
Other, Dade	1
Pensacola Beach, Escambia	1
Orl, Osceola	1
Homeless, Monroe	1
Homeless, Pinellas	1
Hutchinson Island, St. Lucie	1
Hallandale, Unknown	1
Deerfield, Broward	1
Clarcona, Orange	1
Coconut Ck, Unknown	1
Alpharetta, Broward	1
Cape Cord, Lee	1
Lehigh Acers, Lee	1
Los Angeles, Dade	1
Miamc, Dade	1
Miami, Lee	1
Land O Lakes, Hillsborough	1
Layton, Monroe	1
Lakeland, Unknown	1
Jacksonville, Orange	1
Watersound, Bay	1
Trinity, Pinellas	1
Uknown, Unknown	1
Unable To Obtain, Palm Beach	1
University Of Tampa, Hillsborough	1
Unk, Alachua	1
Unknown Out Of Area, St. Lucie	1
Sanford, Orange	1
Shady Hills, Pasco	1
Shalimar, Escambia	1

COVID-19: characteristics of 474,621 Florida resident cases

Data through Jul 31, 2020 verified as of Aug 1, 2020 at 09:25 AM

Data in this report are provisional and subject to change.

The table below includes the cities and counties of residence for cases in Florida residents based on the patient's ZIP Code.

Note that city is not always received as part of the initial notification and may be missing while the case is being investigated.

City and county	Cases
Sharpes, Brevard	1
Rivera Beach, Palm Beach	1
Miami Gardens, Unknown	1
Monroe, Hillsborough	1
Morriston, Marion	1
Mount Dora, Seminole	1
Naples, Lee	1
North Fort Myers, Charlotte	1
North Laud, Unknown	1
Oldsra, Manatee	1
Perth Amboy, Hillsborough	1
Panama City, Unknown	1
Homossa, Orange	1
Hosford, Calhoun	1
Jacksonville Naval Air Station, Duval	1
Jacksonville Naval Hospital, Duval	1
Jacksonville, Nassau	1
Cape Haze, Charlotte	1
Duck Key, Monroe	1
Davie, Unknown	1
Branford, Gilchrist	1
Alva, Escambia	1
Bayou George, Bay	1
Yeehaw, Okeechobee	1
Palm Bay, Dade	1
Palm Coast, Orange	1
Saint Cloud, Orange	1
Saint Petersburg, Dade	1
San Pedro Sula, Dade	1
Port Charlotte Fl, Unknown	1
Scottsmoor, Brevard	1
Telogia, Liberty	1
Turmero, Dade	1
Westlake, Palm Beach	1
Wimauma, Manatee	1
Seminole, Orange	1
Tampa, Dade	1
999999, Okaloosa	1
Bartow, Unknown	1
Caryville, Holmes	1
Cassadaga, Volusia	1
Champions Gate, Polk	1
Bostwick, Putnam	1
Coral Springs, Unknown	1
Cosselberry, Orange	1
Darien, Pasco	1
Fort Myers, Seminole	1
Fwb, Unknown	1
Gastonia, Polk	1
Deltona , Volusia	1
Lanark Village, Franklin	1
Hialean, Unknown	1
Miami Granders, Dade	1
Missing, Columbia	1
Tampa, Orange	1
South Fort Myers, Lee	1
University Of Central Fl, Orange	1
Valrico, Orange	1
Wewahitchka, Calhoun	1

COVID-19: characteristics of 474,621 Florida resident cases

Data through Jul 31, 2020 verified as of Aug 1, 2020 at 09:25 AM

Data in this report are provisional and subject to change.

The table below includes the cities and counties of residence for cases in Florida residents based on the patient's ZIP Code.

Note that city is not always received as part of the initial notification and may be missing while the case is being investigated.

City and county	Cases
Winterpark, Unknown	1
Longwood, Orange	1
Miamt, Dade	1
Mid Florida, Seminole	1
N/A, Duval	1
Nokomis, Palm Beach	1
Ocala, Unknown	1
Ocean Breeze, Martin	1
Orlando, Orange	1
Palm City, Unknown	1
Live Oak, Columbia	1
Hurlburt Field, Okaloosa	1
Ft Pierce, Unknown	1
Gibsonia, Polk	1
Greenacres, Unknown	1
Hallandate Ben, Unknown	1
Cottdale, Washington	1
Destin, Unknown	1
Everett, Dade	1
Apopka, Unknown	1
Alligator Point, Wakulla	1
Amelia City, Nassau	1
Bonita Springs, Collier	1
Olustee, Baker	1
Palm Springs North, Dade	1
Ocala, Alachua	1
Okeechobee, St. Lucie	1
Lake Wales, Escambia	1
Miamf, Dade	1
Unknown, Columbia	1
Wesley Chapel, Alachua	1
Weston, Dade	1
Tewksbury, Orange	1
Tampa Palms, Hillsborough	1
San Antonio, Unknown	1
South Daytona Beach, Volusia	1
Pine Ridge, Citrus	1
Dade City, Hillsborough	1
Clermont, Orange	1
Clermont, Polk	1
Celeste, Broward	1
Arndale, Hillsborough	1
Bay Lake, Orange	1
Beverly Beach, Flagler	1
Aollywoss, Dade	1
99, Unknown	1
Air Mail Facility, Dade	1
Greenville, Jefferson	1
Kissimmee, Brevard	1
Fl, Dade	1
Florence Villa, Polk	1
Fort Pierce, Martin	1
Estero, Collier	1
Fellsmeele, Brevard	1
Doctors Inlet, Clay	1
Port Everglades, Broward	1
Palm Beach Shores, Palm Beach	1
Orlando, Columbia	1
Niceville, Walton	1

COVID-19: characteristics of 474,621 Florida resident cases

Data through Jul 31, 2020 verified as of Aug 1, 2020 at 09:25 AM

Data in this report are provisional and subject to change.

The table below includes the cities and counties of residence for cases in Florida residents based on the patient's ZIP Code.

Note that city is not always received as part of the initial notification and may be missing while the case is being investigated.

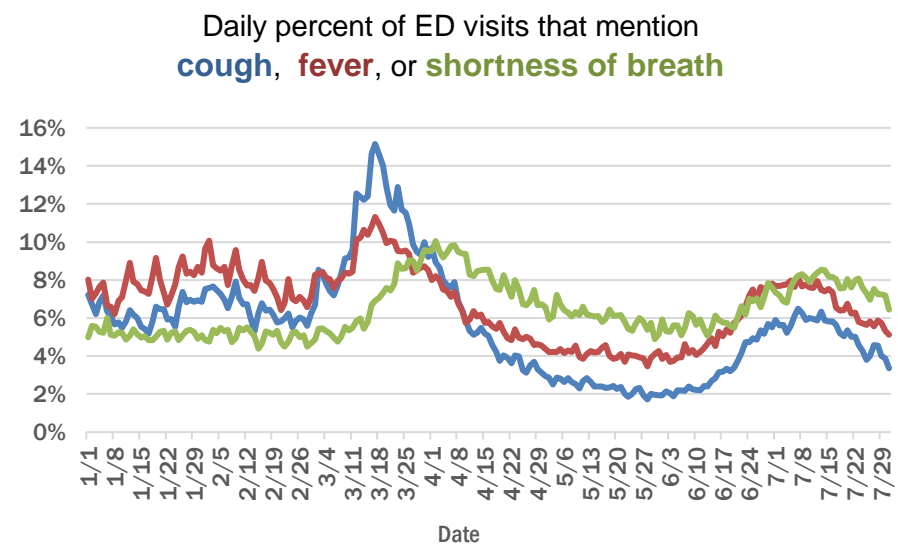
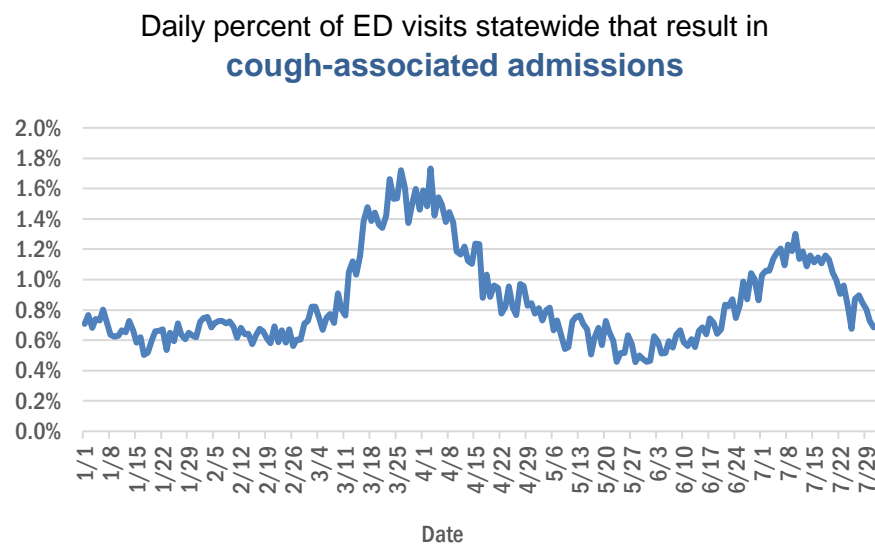
City and county	Cases
Mount Pleasant, Gadsden	1
West Villages, Sarasota	1
Wintergarden, Orange	1
Venice, Hillsborough	1
Unkown, Seminole	1
Washington, Unknown	1
Wauchula, Manatee	1
Saint Augusaintine Beach, St. Johns	1
Seven Springs, Pasco	1
Tallahassee, Unknown	1
Louisville, Broward	1
Middlesburg, Duval	1
Jupiter, Duval	1
Lake Geneva, Clay	1
Immokalee, Lee	1
Indian Shores, Pinellas	1
Davenport, Orange	1
Fairfield, Marion	1
Boca Raton, Orange	1
Brooksville, Pasco	1
Total	474,621

COVID-19: additional surveillance information

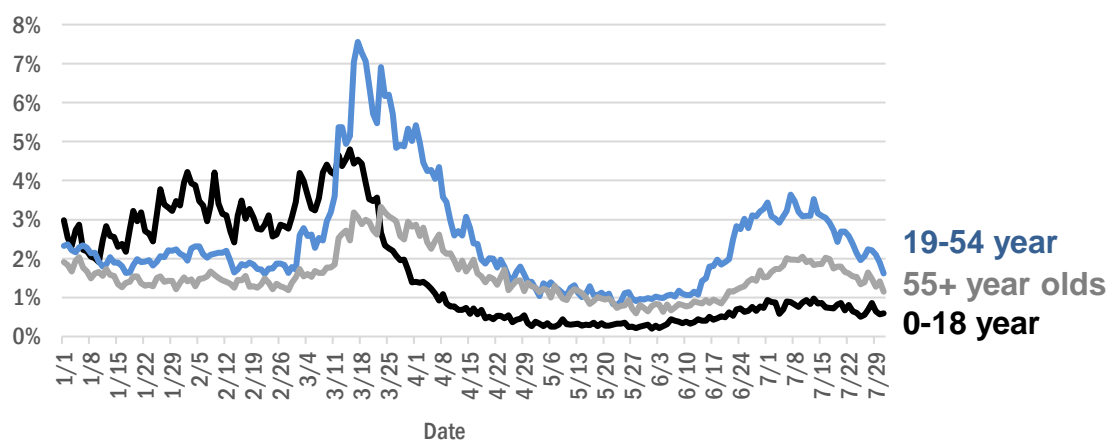
Data through Jul 31, 2020 verified as of Aug 1, 2020 at 09:25 AM

Data in this report are provisional and subject to change.

Statewide emergency department (ED) chief complaint and admission data



Daily percent of ED visits statewide that mention cough by age group



The Electronic Surveillance System for the Early Notification of Community-Based Epidemics (ESSENCE-FL) includes chief complaint data from 211 of 212 Florida EDs. Data are transmitted electronically to ESSENCE-FL daily or hourly.

COVID-19: All persons with tests reported

Data through Jul 31, 2020 verified as of Aug 1, 2020 at 09:25 AM

Data in this report are provisional and subject to change.

The table below includes persons with laboratory results that the Department of Health has received electronically or by mail/fax for Florida residents and non-Florida residents.

County	Awaiting testing	Inconclusive	Negative	Positive	Percent positive	Total tested
Dade	283	1,532	512,148	121,207	19%	634,887
Broward	170	615	344,366	56,797	14%	401,778
Palm Beach	240	576	226,357	33,854	13%	260,787
Hillsborough	179	403	192,480	29,589	13%	222,472
Orange	405	272	225,436	29,466	12%	255,174
Duval	152	221	174,141	21,322	11%	195,684
Pinellas	23	129	144,920	16,604	10%	161,653
Lee	24	48	93,091	15,551	14%	108,690
Polk	42	80	75,785	12,735	14%	88,600
Collier	200	64	49,263	9,662	16%	58,989
Manatee	6	58	71,360	8,655	11%	80,073
Osceola	89	124	50,072	8,649	15%	58,845
Escambia	19	35	57,036	7,908	12%	64,979
Volusia	36	79	59,963	6,959	10%	67,001
Seminole	54	64	56,774	6,566	10%	63,404
Pasco	74	45	56,107	6,394	10%	62,546
Sarasota	26	46	63,226	5,672	8%	68,944
Brevard	9	54	73,631	5,521	7%	79,206
St. Lucie	258	52	34,637	5,106	13%	39,795
Marion	549	68	39,615	5,069	11%	44,752
Lake	52	72	55,183	4,612	8%	59,867
Leon	40	109	50,047	4,294	8%	54,450
Martin	48	34	20,784	3,626	15%	24,444
Bay	15	32	19,319	3,620	16%	22,971
Alachua	5	24	63,154	3,590	5%	66,768
Santa Rosa	19	32	22,689	3,399	13%	26,120
St. Johns	38	34	34,496	3,264	9%	37,794
Clay	12	15	29,311	2,853	9%	32,179
Okaloosa	44	38	23,442	2,850	11%	26,330
Columbia	4	53	10,070	2,550	20%	12,673
Indian River	52	10	23,043	2,270	9%	25,323
Charlotte	9	19	21,366	1,984	8%	23,369
Hernando	1	13	15,606	1,707	10%	17,326
Hendry	1	15	6,300	1,649	21%	7,964
Jackson	5	9	8,479	1,588	16%	10,076
Gadsden	5	32	9,915	1,437	13%	11,384
Monroe	54	10	10,992	1,325	11%	12,327
Putnam	2	7	10,375	1,317	11%	11,699
Desoto	5	8	7,946	1,285	14%	9,239
Walton	2	40	7,559	1,239	14%	8,838
Citrus	26	13	15,473	1,228	7%	16,714
Highlands	8	12	13,750	1,197	8%	14,959
Suwannee	1	12	5,761	1,155	17%	6,928
Sumter	23	13	15,351	1,091	7%	16,455
Nassau	30	18	12,879	1,079	8%	13,976
Okeechobee	1	13	5,245	920	15%	6,178
Flagler	5	20	12,849	919	7%	13,788
Hardee		5	3,473	841	19%	4,319

COVID-19: All persons with tests reported

Data through Jul 31, 2020 verified as of Aug 1, 2020 at 09:25 AM

Data in this report are provisional and subject to change.

The table below includes persons with laboratory results that the Department of Health has received electronically or by mail/fax for Florida residents and non-Florida residents.

County	Awaiting testing	Inconclusive	Negative	Positive	Percent positive	Total tested
Madison	2	9	4,185	618	13%	4,812
Unknown	3	39	4,922	601	11%	5,562
Wakulla	4	36	6,672	598	8%	7,306
Levy		9	5,193	583	10%	5,785
Hamilton	1	3	3,302	574	15%	3,879
Washington	18	7	3,782	558	13%	4,347
Holmes	2	7	3,603	433	11%	4,043
Liberty			2,620	399	13%	3,019
Glades		2	693	391	36%	1,086
Gulf	2	6	3,083	373	11%	3,462
Baker	20	1	3,877	371	9%	4,249
Taylor	3	3	2,629	360	12%	2,992
Jefferson		10	2,187	337	13%	2,534
Bradford	1	3	3,724	332	8%	4,059
Gilchrist	5	6	3,080	329	10%	3,415
Calhoun	1	4	1,921	287	13%	2,212
Dixie		2	2,164	264	11%	2,430
Union		1	3,319	218	6%	3,538
Franklin	2	4	2,435	116	5%	2,555
Lafayette		3	759	111	13%	873
Total	3,409	5,432	3,199,415	480,028	13%	3,684,875

COVID-19: testing by laboratory

Data through Jul 31, 2020 verified as of Aug 1, 2020 at 09:25 AM

Data in this report are provisional and subject to change.

The numbers in the table below represent the number for whom test results were received by the Department of Health. A person can be tested by more than one laboratory and can have both positive and negative results. **Therefore, the sum of the numbers in each column will be larger than the total number of people tested.**

Reporting lab	Inconclusive	Negative	Positive	Percent positive	Total
LABORATORY CORPORATION OF AMERICA	1,019	618,343	91,056	13%	710,418
QUEST DIAGNOSTICS - TAMPA	4,122	608,403	86,715	12%	699,240
BIO REFERENCE LABORATORIES, INC	4,239	401,212	78,327	16%	483,778
GENETWORX	662	366,940	31,340	8%	398,942
REALTOX LABS LLC	1,900	189,119	32,927	15%	223,946
CURATIVE_LABS	2,142	151,849	13,530	8%	167,521
NORTHWEST LABORATORY	185	113,416	5,582	5%	119,183
ADVENT HEALTH LAB	112	101,270	13,999	12%	115,381
MEDICAL DIAGNOSTIC LABORATORIES	716	75,074	10,611	12%	86,401
KORVALABS, INC	808	81,322	3,652	4%	85,782
BIOCOLLECTIONS WORLDWIDE, INC	231	53,383	8,713	14%	62,327
MAYO CLINIC LABORATORIES	105	55,745	5,669	9%	61,519
MEMORIAL REGIONAL HOSPITAL SOUTH	18	44,296	11,393	20%	55,707
QUEST DIAGNOSTICS NICHOLS INSTITUTE, INC.	179	47,598	6,093	11%	53,870
BAYCARE LABORATORIES LLC	267	47,204	5,050	10%	52,521
ELABNETWORK	218	47,425	4,052	8%	51,695
SACRED HEART HOSPITAL LABORATORY	2	40,311	4,789	11%	45,102
BPHL-JACKSONVILLE	13	37,645	7,207	16%	44,865
ORLANDO REG MED CENTER CLINICAL LAB	409	39,158	4,976	11%	44,543
MAKO MEDICAL LABORATORIES	1,633	34,927	6,758	16%	43,318
DIATHERIX LABORATORIES		36,051	5,036	12%	41,087
TESTING MATTERS INC		33,556	4,739	12%	38,295
TAMPA GENERAL HOSPITAL	4	35,365	2,717	7%	38,086
UF PATHLABS	33	36,037	1,407	4%	37,477
VIRACOR-EUROFINS LABORATORIES		24,791	8,026	24%	32,817
ARUP LABORATORIES		30,077	2,204	7%	32,281
JACKSON MEMORIAL HOSPITAL CLINICAL LAB	79	25,771	6,243	19%	32,093
BPHL-MIAMI	201	23,623	4,733	17%	28,557
BPHL-TAMPA (SPECTRUM BLVD)	44	21,125	3,439	14%	24,608
AIT LABORATORIES		21,215	2,457	10%	23,672
SHANDS AT THE UNIVERSITY OF FLORIDA	100	22,186	1,182	5%	23,468
ST VINCENT'S MEDICAL CENTER - RIVERSIDE	1	17,561	2,092	11%	19,654
LAKELAND REGIONAL MEDICAL CENTER	42	17,415	2,003	10%	19,460
WALGREENS	9	14,816	2,424	14%	17,249
CAPE CORAL HOSPITAL CLINICAL LABORATORY		14,128	2,589	15%	16,717
BROWARD GENERAL MEDICAL CENTER-CLINICAL LAB	2	12,857	1,804	12%	14,663
SHANDS JACKSONVILLE MEDICAL CENTER INC	31	11,480	1,023	8%	12,534
BAPTIST HOSPITAL OF MIAMI CLINICAL LABORATORY	6	10,325	2,169	17%	12,500
STATLAB_MOBILE		11,620	791	6%	12,411
Florida_Hospital	11	10,031	1,934	16%	11,976
CLEVELAND CLINIC HOSPITAL LAB	4	10,739	1,086	9%	11,829
BAPTIST MEDICAL CENTER JACKSONVILLE	1	11,081	729	6%	11,811
FLORIDA HOSPITAL - TAMPA	5	10,355	1,035	9%	11,395
ADVENTHEALTH DAYTONA BEACH	18	10,313	765	7%	11,096
NAPLES COMMUNITY HOSPITAL	12	9,417	1,074	10%	10,503
SARASOTA MEMORIAL HOSPITAL MAIN LAB	12	9,056	856	9%	9,924
ST JOSEPHS HOSPITAL LABORATORY	7	8,755	1,155	12%	9,917

COVID-19: testing by laboratory

Data through Jul 31, 2020 verified as of Aug 1, 2020 at 09:25 AM

Data in this report are provisional and subject to change.

The numbers in the table below represent the number for whom test results were received by the Department of Health. A person can be tested by more than one laboratory and can have both positive and negative results. **Therefore, the sum of the numbers in each column will be larger than the total number of people tested.**

Reporting lab	Inconclusive	Negative	Positive	Percent positive	Total
SUNPATH MEDICAL DIAGNOSTICS LABORATORY	42	8,416	1,403	14%	9,861
PALMETTO GENERAL HOSPITAL LAB	3	7,352	2,325	24%	9,680
MOUNT SINAI MEDICAL CENTER	6	8,023	992	11%	9,021
INTEGRATED REGIONAL LABORATORIES LLP		7,497	1,407	16%	8,904
MILLENNIUM PHYSICIAN GROUP		6,794	1,401	17%	8,195
JFK MEDICAL CENTER LAB	1	6,765	1,328	16%	8,094
LABCORP BURLINGTON (ELR)	3	7,618	273	3%	7,894
MORTON PLANT HOSPITAL-ADLER INSTITUTE	7	7,279	604	8%	7,890
NORTH FLORIDA REGIONAL MEDICAL CENTER		7,197	682	9%	7,879
UNIVERSITY OF MIAMI HOSPITAL	9	6,415	1,449	18%	7,873
SAINT MARY'S MEDICAL CENTER	10	6,700	1,124	14%	7,834
NICKLAUS CHILDREN'S HOSPITAL	16	6,276	1,514	19%	7,806
TALLAHASSEE MEMORIAL HOSPITAL	23	6,918	607	8%	7,548
BRANDON REGIONAL HOSPITAL		6,284	1,211	16%	7,495
SOUTH MIAMI HOSPITAL LAB	8	6,337	996	14%	7,341
JUPITER MEDICAL CENTER LAB	31	6,301	953	13%	7,285
ECCO LAB GROUP CO	241	5,274	1,665	23%	7,180
REAL DIAGNOSTICS	77	6,449	465	7%	6,991
WELLINGTON REGIONAL MED CTR LAB	3	5,780	977	14%	6,760
FLORIDA HOSPITAL WATERMAN LABORATORY	13	6,111	501	8%	6,625
INDIAN RIVER MEDICAL CENTER LAB		6,163	387	6%	6,550
MEMORIAL REGIONAL HOSPITAL CLINICAL LABORATORY	7	6,051	482	7%	6,540
LARKIN COMMUNITY HOSPITAL	10	5,221	984	16%	6,215
PANCARE OF FLORIDA INC		5,736	321	5%	6,057
AEGIS SCIENCES CORPORATION	26	5,434	448	8%	5,908
APPLIED INGENUITY DIAGNOSTICS LLC		5,410	329	6%	5,739
BAPTIST HOSPITAL OF MIAMI MOLECULAR DIAGNOSTICS	51	4,808	723	13%	5,582
DELRAY MEDICAL CENTER	2	4,812	642	12%	5,456
HOMESTEAD HOSPITAL CLINICAL LABORATORY		4,162	1,162	22%	5,324
MEMORIAL HOSPITAL JACKSONVILLE	8	4,210	1,102	21%	5,320
ST ANTHONY'S HOSPITAL LAB	10	4,630	630	12%	5,270
ARNOLD PALMER MEDICAL CENTER CLINICAL LAB		5,040	144	3%	5,184
WINTER HAVEN HOSPITAL CLINICAL LABORATORY	1	4,202	793	16%	4,996
OSCEOLA REGIONAL MEDICAL CENTER	1	4,139	842	17%	4,982
WEST KENDALL BAPTIST HOSPITAL LABORATORY	2	3,863	986	20%	4,851
LEESBURG REGIONAL MEDICAL CENTER		4,243	534	11%	4,777
ST JOSEPHS HOSPITAL SOUTH LABORATORY	7	4,034	620	13%	4,661
GOOD SAMARITAN MEDICAL CENTER LAB	1	3,774	786	17%	4,561
MEASE COUNTRYSIDE LAB		4,022	439	10%	4,461
ORANGE PARK MEDICAL CENTER	5	3,426	930	21%	4,361
LAWNWOOD REGIONAL MEDICAL CENTER	1	3,632	709	16%	4,342
BAPTIST MEDICAL CENTER SOUTH		3,954	323	8%	4,277
GULF COAST MEDICAL CENTER MICROLAB		3,173	1,090	26%	4,263
QUEST DIAGNOSTICS NICHOLS INSTITUTE - SJC (ELR)	11	3,504	543	13%	4,058

COVID-19: testing by laboratory

Data through Jul 31, 2020 verified as of Aug 1, 2020 at 09:25 AM

Data in this report are provisional and subject to change.

The numbers in the table below represent the number for whom test results were received by the Department of Health. A person can be tested by more than one laboratory and can have both positive and negative results. **Therefore, the sum of the numbers in each column will be larger than the total number of people tested.**

Reporting lab	Inconclusive	Negative	Positive	Percent positive	Total
FLORIDA HOSPITAL HEARTLAND MED CTR CLINICAL LAB	1	3,546	363	9%	3,910
WESTSIDE REGIONAL MED CTR	2	3,060	762	20%	3,824
HALIFAX MEDICAL CENTER LAB	10	3,260	553	14%	3,823
BAPTIST HOSPITAL LABORATORY	4	3,209	594	16%	3,807
DRS CLACK SPENCER WHITE & MCCORMACK PA D/B/A		3,252	538	14%	3,790
MANATEE MEMORIAL HOSPITAL		3,356	417	11%	3,773
WEST FLORIDA HOSPITAL LAB		2,908	829	22%	3,737
WEST BOCA MEDICAL CENTER LAB		3,306	413	11%	3,719
FLORIDA HOSPITAL WESLEY CHAPEL	1	3,349	333	9%	3,683
BETHESDA HOSPITAL EAST		3,177	450	12%	3,627
MEMORIAL HOSPITAL WEST LABORATORY SERVICES	10	3,244	371	10%	3,625
AVENTURA HOSPITAL LAB		2,653	957	27%	3,610
Lee Memorial Hospital		2,951	656	18%	3,607
MERCY HOSPITAL A CAMPUS OF PLANTATION GEN HOSP LAB	1	2,617	959	27%	3,577
QUEST DIAGNOSTICS INFECTIOUS DISEASE INC	12	2,600	964	27%	3,576
CORAL GABLES HOSPITAL CLINICAL LABORATORY		2,690	883	25%	3,573
LARKIN COMMUNITY HOSPITAL INC DBA CARDIOTROPIC		958	2,611	73%	3,569
HEALTH PARK MEDICAL CENTER CLINICAL LAB		2,834	718	20%	3,552
NCH NORTH NAPLES HOSPITAL LAB	1	3,125	400	11%	3,526
LARGO MEDICAL CENTER		2,977	477	14%	3,454
DOCTORS HOSPITAL	2	2,704	723	21%	3,429
OAK HILL HOSPITAL		3,047	373	11%	3,420
NORTHWEST MEDICAL CENTER	1	2,591	823	24%	3,415
PALM BEACH GARDENS MEDICAL CTR LAB		3,048	339	10%	3,387
ABL MEDICAL CARE LLC		2,915	450	13%	3,365
NEW YORK STATE ELR - SUNRISE MEDICAL LABORATORIES		3,288	77	2%	3,365
BROWARD HEALTH NORTH CLINICAL LABORATORY		2,878	478	14%	3,356
QUEST DIAGNOSTICS - WEST HILLS	13	3,201	141	4%	3,355
PALMS WEST HOSPITAL LAB	2	2,605	722	22%	3,329
CORAL SPRINGS MED CTR		2,956	356	11%	3,312
CLEVELAND CLINIC MARTIN SOUTH HOSPITAL		2,996	305	9%	3,301
RUTGERS CLINICAL GENOMICS LABORATORY	5	3,088	154	5%	3,247
NORTH SHORE MEDICAL CENTER		2,448	730	23%	3,178
FLORIDA HOSPITAL ZEPHYRHILLS		2,932	230	7%	3,162
FLORIDA HOSPITAL FLAGLER	2	2,878	195	6%	3,075
MOFFITT CANCER CENTER	5	2,977	32	1%	3,014
Capital Regional Medical Ctr		2,429	574	19%	3,003
BLAKE MEDICAL CENTER		2,350	560	19%	2,910
THE VILLAGES REGIONAL HOSPITAL		2,663	229	8%	2,892
FLORIDA MEDICAL CENTER - A CAMPUS OF NORTH SHORE	2	2,404	485	17%	2,891
FLORIDA HOSPITAL DELAND	2	2,326	492	17%	2,820
REGIONAL MEDICAL CENTER BAYONET POINT	1	2,538	228	8%	2,767
PLANTATION GENERAL HOSPITAL		2,012	742	27%	2,754
FLORIDA HOSPITAL OF CARROLLWOOD		2,311	426	16%	2,737
BAYFRONT MEDICAL CENTER	10	1,987	723	27%	2,720

COVID-19: testing by laboratory

Data through Jul 31, 2020 verified as of Aug 1, 2020 at 09:25 AM

Data in this report are provisional and subject to change.

The numbers in the table below represent the number for whom test results were received by the Department of Health. A person can be tested by more than one laboratory and can have both positive and negative results. **Therefore, the sum of the numbers in each column will be larger than the total number of people tested.**

Reporting lab	Inconclusive	Negative	Positive	Percent positive	Total
NEMOURS CHILDRENS HOSPITAL		2,568	53	2%	2,621
MARTIN HOSPITAL SOUTH LAB		2,504	91	4%	2,595
NORTHSIDE HOSPITAL AND HEART INSTITUTE		2,197	364	14%	2,561
MEDICAL CENTER OF TRINITY CLINICAL LABORATORY		2,127	396	16%	2,523
MORTON PLANT-MEASE		2,282	181	7%	2,463
LAKE CITY MEDICAL CENTER		1,870	576	24%	2,446
OCALA REGIONAL MEDICAL CENTER		2,170	265	11%	2,435
ST JOSEPHS NORTH HOSPITAL LAB		2,149	271	11%	2,420
BAPTIST MEDICAL CENTER - BEACHES		2,211	149	6%	2,360
IMPERIAL POINT MEDICAL CENTER		2,119	235	10%	2,354
LAKESWOOD RANCH MEDICAL CENTER		2,043	230	10%	2,273
GULF COAST MEDICAL CENTER LAB		1,789	463	21%	2,252
CENTRAL FLORIDA REGIONAL HOSPITAL		1,876	324	15%	2,200
DR. P. PHILLIPS HOSPITAL		2,153	46	2%	2,199
ST LUCIE MEDICAL CENTER		1,718	407	19%	2,125
QUEST DIAGNOSTICS	3	1,835	281	13%	2,119
CARDIOTROPIC LABS		1,544	536	26%	2,080
SOUTH FLORIDA BAPTIST HOSPITAL MICRO	1	1,738	322	16%	2,061
MARTIN MEMORIAL HEALTH SYSTEM LABORATORY		1,880	154	8%	2,034
WESTCHESTER HOSPITAL	12	1,672	338	17%	2,022
MEDCOMP SCIENCES LLC	26	1,225	740	37%	1,991
POINCIANA MEDICAL CENTER		1,422	563	28%	1,985
SOUTH LAKE HOSPITAL CLINICAL LAB		1,909	42	2%	1,951
BAPTIST MEDICAL CENTER - NASSAU		1,798	99	5%	1,897
FLORIDA HOSPITAL NORTH PINELLAS	5	1,719	142	8%	1,866
UNIVERSITY HOSPITAL AND MEDICAL CENTER		1,352	501	27%	1,853
INFORM DIAGNOSTICS, INC		1,766	86	5%	1,852
PHYSICIANS REGIONAL MEDICAL CENTER - PINE RIDGE RD		1,465	343	19%	1,808
QUEST NEW ENGLAND	3	1,721	64	4%	1,788
WEST MARION COMMUNITY HOSPITAL LAB		1,578	172	10%	1,750
WEST PALM HOSPITAL LAB		1,488	260	15%	1,748
LEON MEDICAL CENTERS LLC		1,325	418	24%	1,743
MEMORIAL HOSPITAL- MIRAMAR	10	1,553	136	8%	1,699
ST PETERSBURG GENERAL HOSPITAL		1,197	448	27%	1,645
SOUTH SEMINOLE HOSPITAL LABORATORY		1,576	63	4%	1,639
MEMORIAL HOSPITAL MICRO		1,433	186	11%	1,619
QUEST DIAGNOSTICS LENEXA	10	1,428	120	8%	1,558
CITRUS MEMORIAL HOSPITAL LABORATORY		1,480	72	5%	1,552
MEASE DUNEDIN HOSPITAL	4	1,388	153	10%	1,545
UHEALTH CORAL GABLES/LENNAR MED CTR		1,465	75	5%	1,540
LEE HEALTH COCONUT POINT CLINICAL LAB	1	1,239	300	19%	1,540
OPTEO LABORATORY		1,503	29	2%	1,532
FULGENT DIAGNOSTICS	54	1,330	129	9%	1,513
FLORIDA HOSPITAL FISH MEMORIAL		1,244	261	17%	1,505
QUEST DIAGNOSTICS - ATLANTA	1	1,282	204	14%	1,487
BAPTIST NORTH EMERGENCY CENTER		1,055	426	29%	1,481
FORT WALTON BEACH MEDICAL CENTER		1,276	188	13%	1,464

COVID-19: testing by laboratory

Data through Jul 31, 2020 verified as of Aug 1, 2020 at 09:25 AM

Data in this report are provisional and subject to change.

The numbers in the table below represent the number for whom test results were received by the Department of Health. A person can be tested by more than one laboratory and can have both positive and negative results. **Therefore, the sum of the numbers in each column will be larger than the total number of people tested.**

Reporting lab	Inconclusive	Negative	Positive	Percent positive	Total
MEMORIAL HOSPITAL PEMBROKE	3	1,279	180	12%	1,462
OVIEDO MEDICAL CENTER		1,227	235	16%	1,462
HIALEAH HOSPITAL	3	1,059	380	26%	1,442
CLEVELAND CLINIC TRADITION HOSPITAL		1,237	167	12%	1,404
ALL CHILDREN'S HOSPITAL LAB		1,244	105	8%	1,349
ST VINCENT'S MEDICAL CENTER - SOUTHSIDE		1,307	26	2%	1,333
DOCTORS HOSPITAL OF SARASOTA CLINICAL LABORATORY		1,180	145	11%	1,325
PALMS OF PASADENA HOSPITAL		1,112	193	15%	1,305
VISTA CLINICAL		746	532	42%	1,278
CLEVELAND CLINIC MARTIN NORTH HOSPITAL		1,078	168	13%	1,246
RAULERSON HOSPITAL		1,016	204	17%	1,220
LOWER KEYS MEDICAL CENTER		1,106	107	9%	1,213
CLINICORE LABS		1,112	88	7%	1,200
SOUTH BAY HOSPITAL MICRO		959	185	16%	1,144
ANNE BATES LEACH EYE HOSPITAL/ ABLEH MICROBIOLOGY LABORATORY		1,107	32	3%	1,139
PUTNAM COMMUNITY MEDICAL CENTER		982	154	14%	1,136
PHYSICIANS REGIONAL MEDICAL CENTER - COLLIER BLVD	1	832	269	24%	1,102
QUEST DIAGNOSTICS - MIRAMAR	6	303	779	72%	1,088
BARTOW REGIONAL MEDICAL CENTER	1	917	166	15%	1,084
AMERICAN HEALTH ASSOCIATES	5	537	537	50%	1,079
NIGHT LITE PEDIATRICS		782	293	27%	1,075
P4 CLINICAL, LLC	14	890	160	15%	1,064
BIOCERNA LABS	67	732	253	24%	1,052
BMCT Molecular Diagnostics Subsection		836	207	20%	1,043
ADVENTHEALTH OCALA LABORATORY		828	187	18%	1,015
TWIN CITIES HOSPITAL		928	84	8%	1,012
BETHESDA HOSPITAL WEST		902	108	11%	1,010
BOSTON HEART DIAGNOSTICS CORP		901	79	8%	980
LMHS		901	75	8%	976
SYNERGY LABORATORIES	2	887	66	7%	955
ORLANDO VA MEDICAL CENTER		853	96	10%	949
VIKOR SCIENTIFIC	2	603	344	36%	949
HIGHLANDS REGIONAL MEDICAL CENTER		772	132	15%	904
LAKESIDE MEDICAL CENTER		592	301	34%	893
GULF BREEZE HOSPITAL LAB	1	718	111	13%	830
NONA SCIENTIFIC	1	695	122	15%	818
FLORIDA HOSPITAL ORLANDO		745	73	9%	818
SACRED HEART-EMERALD COAST		678	128	16%	806
ST VINCENTS CLAY COUNTY		775	23	3%	798
ACCESSDX	6	396	350	47%	752
ENGLEWOOD COMMUNITY HOSPITAL		683	61	8%	744
WALGREEN CO	1	645	95	13%	741
PWN HEALTH	4	506	228	31%	738
VISTA CLINICAL DIAGNOSTICS		360	352	49%	712
AVENTUS BIOLABS	1	380	326	46%	707
BAPTIST EMERGENCY CENTER OAKLEAF		583	122	17%	705
ACCESS MEDICAL LABORATORIES		244	424	63%	668

COVID-19: testing by laboratory

Data through Jul 31, 2020 verified as of Aug 1, 2020 at 09:25 AM

Data in this report are provisional and subject to change.

The numbers in the table below represent the number for whom test results were received by the Department of Health. A person can be tested by more than one laboratory and can have both positive and negative results. **Therefore, the sum of the numbers in each column will be larger than the total number of people tested.**

Reporting lab	Inconclusive	Negative	Positive	Percent positive	Total
CAPSTONE HEALTHCARE		437	218	33%	655
UNIVERSITY OF MIAMI HOSPITAL & CLINICS	1	562	50	8%	613
MARINERS HOSPITAL		533	79	13%	612
QUEST DIAGNOSTICS WOOD DALE	1	550	57	9%	608
BAPTIST HEALTH EMERGENCY CENTER COUNTRY WALK		492	111	18%	603
BAPTIST EMERGENCY CENTER CLAY		504	72	13%	576
PATHNOSTICS		50	521	91%	571
PATIENTS CHOICE LABORATORIES		178	370	68%	548
NCH HEALTHCARE SYSTEM MICROBIOLOGY LAB		1	535	100%	536
VAMC ORLANDO		296	234	44%	530
ORLANDO HEALTH		11	516	98%	527
LAB24 INC	1		522	100%	523
HEALTHQUEST ESOTERIC		78	442	85%	520
EGLIN AIRFORCE BASE LAB		478	38	7%	516
NONE		245	263	52%	508
ADVANCE MEDICAL OF NAPLES			501	100%	501
BARDMOOR LABORATORY	1	418	60	13%	479
UHEALTH DEERFIELD BEACH/UMSYLVESTER DEERFIELD BEACH LABORATORY	2	446	26	5%	474
LABCORP RTP	1	43	425	91%	469
BIOREFERENCE LABORATORIES		31	436	93%	467
LEE MEMORIAL HOSPITAL LAB			444	100%	444
QUEST	3	86	352	80%	441
QUEST DIAGNOSTICS - IRVING	8	263	170	39%	441
MARTIN MEMORIAL HEALTH SYSTEMS LABORATORY		407	33	8%	440
AVERO DIAGNOSTICS - IRVING		377	63	14%	440
PANCARE OF FLORIDA, INC			437	100%	437
TAMPA COMMUNITY HOSPITAL		287	148	34%	435
LUMINUS DIAGNOSTICS		292	122	29%	414
NCH NORTHEAST		264	149	36%	413
SOUTHEAST ALABAMA MEDICAL CENT		370	35	9%	405
AVECINA MEDICAL OAKLEAF		158	226	59%	384
QUEST DIAGNOSTICS NICHOLS INSTITUTE	5	351	16	4%	372
DESOTO MEMORIAL HOSPITAL CLINICAL LABORATORY	3	270	89	25%	362
Assurance Scientific Laboratories		267	85	24%	352
INFORM DIAGNOSTICS		349	2	1%	351
NEW YORK STATE ELR - NORTH SHORE LONG ISLAND JEWISH HEALTH		318	23	7%	341
JACKSON HOSPITAL LAB		310	28	8%	338
MEMORIAL PEMBROKE 24/7 CARE CENTER		245	89	27%	334
CLARITY LABS		284	49	15%	333
MARTIN MEMORIAL LABORATORY AT ST LUCIE WEST		275	46	14%	321
DAVITA LABS		290	26	8%	316
DYNIX DIAGNOSTICS		187	127	40%	314
PHYSICIANS STAT LAB		134	180	57%	314
PATIENTS FIRST - MAHAN DRIVE		161	152	49%	313
APPLIED INGENUITY DIAGNOSTICS		281	28	9%	309
MINUTECLINIC LLC #3703		270	36	12%	306
NEW YORK STATE ELR - LENCO MEDICAL LABORATORY		288	13	4%	301

COVID-19: testing by laboratory

Data through Jul 31, 2020 verified as of Aug 1, 2020 at 09:25 AM

Data in this report are provisional and subject to change.

The numbers in the table below represent the number for whom test results were received by the Department of Health. A person can be tested by more than one laboratory and can have both positive and negative results. **Therefore, the sum of the numbers in each column will be larger than the total number of people tested.**

Reporting lab	Inconclusive	Negative	Positive	Percent positive	Total
NEW YORK STATE ELR - NYU HOSPITALS CENTER CLINICAL LABORATORIES		289	11	4%	300
PATIENTS FIRST LAKE ELLA MEDICAL CENTER PA		200	99	33%	299
LABCORP		46	249	84%	295
PATIENT'S FIRST		3	292	99%	295
BIO COLLECTIONS INC	1	151	139	48%	291
JACKSON HOSPITAL CLINICAL LABORATORY		232	58	20%	290
UAB HIGHLANDS LABORATORY		282	2	1%	284
ECCOLAB GROUP	1	75	207	73%	283
NEW YORK STATE ELR - DEPARTMENT OF CLINICAL LABS		275	4	1%	279
LAB CORP	1	106	159	60%	266
HOLY CROSS HOSPITAL LABORATORY			256	100%	256
NORTH FLORIDA PEDIATRICS-TALLAHASSEE		226	20	8%	246
GENESIS REFERENCE LABORATORIES		1	234	100%	235
MAKO GENOMICS		218	12	5%	230
JAY HOSPITAL CLINICAL LABORATORY		182	48	21%	230
FLO-MEDILAB SERVICES		80	146	65%	226
EXPRESS GENE MOLECULAR DIAGNOSTIC LABORATORY		2	223	99%	225
THERADOC		150	74	33%	224
AVECINA MEDICAL SOUTHSIDE		134	84	39%	218
NCF DIAGNOSTICS & DNA TECHNOLOGIES	10	14	192	89%	216
MEDSCAN LABORATORY INC		136	76	36%	212
CORE DIAGNOSTIC LABORATORIES LLC		174	35	17%	209
BIOCERNA LLC	8	153	48	23%	209
FLORIDA LABORATORY ANALYSIS		52	156	75%	208
BAPTIST MD ANDERSON CANCER CENTER		201			201
VAMC WEST PALM LAB		5	196	98%	201
ADVENTHEALTH LAB			193	100%	193
HENDRY REGIONAL MEDICAL CENTER		2	189	99%	191
MILLENNIUM PATHOLOGY			189	100%	189
TENNESSEE DOH - NASHVILLE	2	170	17	9%	189
LABCORP TAMPA	1	17	170	90%	188
MEDARBOR DIAGNOSTICS		1	183	99%	184
ST CLOUD REGIONAL MEDICAL CENTER		126	56	31%	182
CURATIVE LABS		6	175	97%	181
SUNRISE MEDICAL LABORATORIES		127	48	27%	175
AVECINA MEDICAL JULINGTON		86	87	50%	173
FLAGLER HOSPITAL	4	17	151	88%	172
UNKNOWN		13	159	92%	172
HOLMES REGIONAL MEDICAL CENTER		3	167	98%	170
NITE LITE PEDIATRICS		101	65	39%	166
NEW YORK STATE ELR - NEW YORK PRESBYTERIAN HOSPITAL CUMC CLINICAL		152	13	8%	165
PATHGROUP LABS LLC		90	74	45%	164
GENESIS MEDICAL LABORATORY MIAMI FL.		78	86	52%	164
ORLANDO VETERANS AFFAIRS MEDICAL CENTER		32	127	80%	159
ORLANDO VAMC		79	77	49%	156
BAY PINES VAMC CLINICAL LABORATORY		3	151	98%	154
NCH HEALTHCARE BONITA		99	52	34%	151

COVID-19: testing by laboratory

Data through Jul 31, 2020 verified as of Aug 1, 2020 at 09:25 AM

Data in this report are provisional and subject to change.

The numbers in the table below represent the number for whom test results were received by the Department of Health. A person can be tested by more than one laboratory and can have both positive and negative results. **Therefore, the sum of the numbers in each column will be larger than the total number of people tested.**

Reporting lab	Inconclusive	Negative	Positive	Percent positive	Total
SANFORD REFERENCE LAB		149	1	1%	150
SMA SPECIALITY MEDICAL LAB		53	96	64%	149
AKESOGEN		137	11	7%	148
JAMES A. HALEY VETERANS MICRO LAB			147	100%	147
NEW YORK STATE ELR - MOUNT SINAI LABORATORY		137	8	6%	145
ASCEND CLINICAL		138	4	3%	142
LABTECH DIAGNOSTIC		83	58	41%	141
FLORIDA HOSPITAL WAUCHULA		72	68	49%	140
BUREAU OF CLINICAL LABORATORIES		116	22	16%	138
NEO GENOMICS - FORT MYERS	1	131	4	3%	136
VETERANS AFFAIRS MEDICAL CENTER LAB		1	135	99%	136
NEW YORK STATE ELR - NEW YORK HOSPITAL LABORATORIES	1	129	6	4%	136
UAB UNIVERSITY OF ALABAMA HOSPITAL LAB		129	5	4%	134
QUALITOX LABORATORIES		96	38	28%	134
GESSLER CLINIC			132	100%	132
MEMPHIS PATHOLOGY LABORATORY	1	124	5	4%	130
BMHSI-AEL MICROBIOLOGY LABORATORY	2	102	24	19%	128
C.W. BILL YOUNG VA MEDICAL CENTER		4	122	97%	126
MOLECULAR INFECTIOUS DISEASES		118	3	2%	121
MAVERICK LABS		48	73	60%	121
LEHIGH REGIONAL MEDICAL CENTER LAB		105	15	13%	120
MILLENNIUM PATHOLOGY/MICROBIOLOGY LABORATORY			120	100%	120
WUESTHOFF REF LABORATORY			119	100%	119
UNITED CLINICAL LABORATORY LLC		2	117	98%	119
PREMIER MEDICAL LABORATORY SERVICES			117	100%	117
ACUTIS DIAGNOSTICS	1	92	23	20%	116
ADVENT HEALTH DAYTONA		1	114	99%	115
PALM BEACH COUNTY HEALTH DEPT LAB		112	2	2%	114
ASAP LAB LLC		90	23	20%	113
NEW YORK STATE ELR - ENZO CLINICAL LABS INC		112	1	1%	113
ALLIED HEALTH FORT PIERCE		112			112
VAMC BAY PINES		1	110	99%	111
INTEGRATED REGIONAL LABORATORIES		99	11	10%	110
LEON MEDICAL CENTER		7	102	94%	109
MEDICAL DIAGNOSTICS LABORATORIES,INC		17	89	84%	106
PHAROS HEALTH		33	73	69%	106
MILLENNIUM LAB SERVICES			106	100%	106
FLORIDA WOMAN CARE LABORATORY LLC		88	16	15%	104
CENTRA CARE		1	101	99%	102
HOLIDAY CVS LLC DBA CVS PHARMACY #5154		97	5	5%	102
SANTA ROSA MEDICAL CENTER		1	101	99%	102
TEMPUS CLINICAL LABORATORY		86	13	13%	99
ROSEN MEDICAL CENTER		88	10	10%	98
FLORIDA HOSPITAL HEARTLAND MED CTR LAKE PLACID		69	29	30%	98
STEWART REFERENCE LABORATORY			97	100%	97
SPARROW HEALTHCARE		1	95	99%	96
CURATIVE LABS INC		12	84	88%	96

COVID-19: testing by laboratory

Data through Jul 31, 2020 verified as of Aug 1, 2020 at 09:25 AM

Data in this report are provisional and subject to change.

The numbers in the table below represent the number for whom test results were received by the Department of Health. A person can be tested by more than one laboratory and can have both positive and negative results. **Therefore, the sum of the numbers in each column will be larger than the total number of people tested.**

Reporting lab	Inconclusive	Negative	Positive	Percent positive	Total
ST JUDE CHILDREN'S RESEARCH HOSPITAL		84	11	12%	95
IRL MARKET LAB		60	34	36%	94
DIAGNOSTIC SOLUTIONS		3	90	97%	93
UR MEDICINE LABS- CENTRAL LABORATORY		91	2	2%	93
ASSOCIATED PATHOLOGISTS, LLC		71	22	24%	93
MICROGEN DX		1	91	99%	92
USAFSAM/PHE		23	69	75%	92
BAPTIST HEALTH SOUTH FLORIDA		4	86	96%	90
GENETWORKX		15	72	83%	87
CENTRACARE		1	85	99%	86
MARTIN MEMORIAL MEDICAL CENTER LAB		12	71	86%	83
LABCORP BURLINGTON (LPP)		23	58	72%	81
AMERICAN PATHOLOGY PARTNERS		79	1	1%	80
AMELIA URGENT CARE		4	76	95%	80
ARCPOINT LABS - FORT MYERS		39	37	49%	76
MAYO CLINIC LABS - ROCHESTER MAIN CAMPUS		71	1	1%	72
FLORIDA COMMUNITY HEALTH CENTERS INC			72	100%	72
ADVENTHEALTH CENTRA CARE OVIEDO		21	50	70%	71
VAMC LAKE CITY		51	19	27%	70
AVERO DIAGNOSTICS		51	19	27%	70
GARCIA CLINICAL LABORATORY		1	69	99%	70
Highlands Regional Hospital		63	6	9%	69
SACRED HEART HOSPITAL ON THE GULF		33	36	52%	69
HEALTH FIRST-HOLMES REGIONAL			68	100%	68
FAST TRACK URGENT CARE CENTER			68	100%	68
PACIFIC ANALYTICS			67	100%	67
REAL DIAGNOSTIC	1	40	26	39%	67
CENTRAL FLORIDA HEALTH CARE		46	21	31%	67
AEL- MEMPHIS		17	50	75%	67
QPS, LLC		66	1	1%	67
ARCPOINT LABS OF WEST PALM BEACH			63	100%	63
DAVITA LABORATORY SERVICES		48	14	23%	62
HOLY CROSS HOSPITAL		1	61	98%	62
PRIVA PATH LABS			61	100%	61
ORLANDO VA PALMS		2	58	97%	60
HOSPITAL FOR SPECIAL SURGERY		57	1	2%	58
FINLAY CLINICAL LABORATORY		24	34	59%	58
GENE BY GENE			56	100%	56
NAVY HOSPITAL			55	100%	55
BROWARD HEALTH MEDICAL CENTER		1	53	98%	54
BAYFRONT HEALTH BROOKSVILLE			54	100%	54
TALLAHASSEE PRIMARY CARE ASSOCIATES		48	6	11%	54
VAMC GAINESVILLE		2	51	96%	53
TOM LEE COMMUNITY HEALTH CENTER		3	50	94%	53
NEW YORK STATE ELR - WADSWORTH HEALTH CENTER		49	3	6%	52
SARASOTA CO. HEALTH DEPT # 58		40	11	22%	51
MORTON PLANT HOSPITAL/LAB		1	50	98%	51

COVID-19: testing by laboratory

Data through Jul 31, 2020 verified as of Aug 1, 2020 at 09:25 AM

Data in this report are provisional and subject to change.

The numbers in the table below represent the number for whom test results were received by the Department of Health. A person can be tested by more than one laboratory and can have both positive and negative results. **Therefore, the sum of the numbers in each column will be larger than the total number of people tested.**

Reporting lab	Inconclusive	Negative	Positive	Percent positive	Total
BAYCARE HEALTH SYSTEM		1	49	98%	50
INTEGRITY LABORATORIES			49	100%	49
P4 DIAGNOSTIX LABORATORY NETWORK		1	48	98%	49
MILLENIUM PHYSICIANS GROUP			49	100%	49
CLINICAL REFERENCE LABORATORY		44	4	8%	48
MID-FLORIDA PATHOLOGY		27	21	44%	48
BAYCARE LAB		1	47	98%	48
ARTHREX MEDICAL CENTER		28	20	42%	48
HURLBURT FIELD CLINIC		23	24	51%	47
H LEE MOFFITT CANCER CENTER MICRO		46			46
VHA PUBLIC HEALTH REFERENCE LABORATORY- PALO ALTO		27	19	41%	46
NEW YORK STATE ELR - EMPIRECITY LABORATORIES		39	7	15%	46
BIOREFERENCE LABORATORY		1	44	98%	45
DYNAMIC MEDICAL USA			44	100%	44
SOLARIS DIAGNOSTICS		2	41	95%	43
SMA MEDICAL LABORATORY		8	35	81%	43
MORTON PLANT HOSPITAL			42	100%	42
USA HEALTH UNIVERSITY HOSPITAL CLINICAL LABORATORY		41	1	2%	42
QUEST DIAGNOSTICS-N ST PETERSBURG-5TH			42	100%	42
QUEST TAMPA (NEW YORK ELR)		32	9	22%	41
FLORIDA CLINICAL LABORATORY-BIOREFERENCE LABORATORIES		2	39	95%	41
AMELIA EXPRESS CARE		2	38	95%	40
PROVIDENCE HOSPITAL LABORATORY		39	1	3%	40
DEPARTMENT OF VETERANS AFFAIRS JAMES A. HALEY VETERANS HOSPITAL			40	100%	40
REFUAH HEALTH CENTER LABORATORY		40			40
325TH MEDICAL GROUP			39	100%	39
EAST MANATEE FAMILY	1		38	97%	39
EGLIN REGIONAL MEDICAL CENTER		4	35	90%	39
FISHERMENS HOSPITAL CLINICAL LAB		37	2	5%	39
FLORIDA HOSPITAL NEW SMYRNA		4	35	90%	39
ADVENT HEALTH CENTRA CARE LONGWOOD			38	100%	38
RCA LABORATORY SERVICES, LLC		8	30	79%	38
ALL CHILDREN'S HOSPITAL/LAB			38	100%	38
AMERICAN RESEARCH LABS		1	37	97%	38
ADVENT HEALTH CENTRA CARE: WATERFORD LAKES		3	34	92%	37
NEW YORK STATE ELR - KALEIDA HEALTH CENTER FOR LABORATORY		33	4	11%	37
BAYFRONT HEALTH ER PINELLAS PARK		17	19	53%	36
NEW PLANT CITY FAMILY CARE		12	23	66%	35
ST. CLOUD MEDICAL GROUP		35			35
EXACT SCIENCES LABORATORIES		35			35
FULGENT GENETICS	1	18	16	46%	35
IRL		4	31	89%	35
LAB CORP RTP	1	2	31	91%	34
CAREMOUNT MEDICAL - PATHOLOGY		34			34
NEW YORK STATE ELR - MONTEFIORE MEDICAL CENTER LABORATORIES - MOSES		26	7	21%	33
LAB CORP TAMPA			33	100%	33
VA MEDICAL CENTER		7	26	79%	33

COVID-19: testing by laboratory

Data through Jul 31, 2020 verified as of Aug 1, 2020 at 09:25 AM

Data in this report are provisional and subject to change.

The numbers in the table below represent the number for whom test results were received by the Department of Health. A person can be tested by more than one laboratory and can have both positive and negative results. **Therefore, the sum of the numbers in each column will be larger than the total number of people tested.**

Reporting lab	Inconclusive	Negative	Positive	Percent positive	Total
GENPATH			33	100%	33
SEBASTIAN RIVER MEDICAL CENTER		10	23	70%	33
ALLSOUTH URGENT CARE			33	100%	33
AVELLINO LAB USA, INC		31	2	6%	33
DESOTO MEMORIAL HOSPITAL LAB			33	100%	33
MACDILL AFB HOSPITAL		26	6	19%	32
GULF COAST MOLECULAR LABORATORIES		13	19	59%	32
LABCORP BIRMINGHAM		4	27	87%	31
NAVAL HOSPITAL - JACKSONVILLE		1	30	97%	31
QUEST DIAGNOSTICS-VERO BEACH-37TH ST		31			31
BioReference Laboratories, Inc		21	10	32%	31
MEDICAL DIAGNOSTIC LAB		1	30	97%	31
UNKNOWN - BAD FACILITY CODE		2	29	94%	31
EXPERTUS LABORATORIES INC		9	21	70%	30
FAWCETT MEMORIAL HOSPITAL-LAB		1	29	97%	30
CLINICAL RESEARCH SEQUENCING PLATFORM			29	100%	29
NIGHT LITE PEDIATRICS URGENT CARE		3	26	90%	29
MOBILE INFIRMARY MED CENTER PATH LAB		27	2	7%	29
P4CLINICAL	3	2	24	83%	29
HEALTH FIRST-PALM BAY			29	100%	29
HUNTSVILLE HOSPITAL LABORATORY		22	7	24%	29
QUEST DIAGNOSTIC INC	1	3	24	86%	28
ST VINCENT'S BIRMINGHAM LABORATORY		28			28
SOUTH LAKE HOSPITAL		1	27	96%	28
LABORATORY CORP OF AMERICA	1	7	19	70%	27
FINLAY CLINICAL LABORATORY INC		26	1	4%	27
TAMPA GENERAL HOSPITAL CLINICAL LAB			27	100%	27
LABFIRST - DEPARTMENT OF PATHOLOGY		26	1	4%	27
TRADITION MEDICAL CENTER LABORATORY		7	20	74%	27
SCIONLAB SERVICES LLC		23	4	15%	27
ST JOSEPHS CHILDRENS OUTREACH			26	100%	26
SHORELINE PHYSICIAN GROUP			26	100%	26
HEALTHLINK DIAGNOSTIC LABORATORIES		1	25	96%	26
CAPITAL REGIONAL MEDICAL CENTER		1	25	96%	26
INTERLAB		1	25	96%	26
SUNCOAST LABS			26	100%	26
SANFORD LABORATORIES		24	2	8%	26
CDC		17	9	35%	26
ACCU REFERENCE MEDICAL LAB			26	100%	26
NEW YORK STATE ELR - WHITE PLAINS HOSPITAL CENTER LAB		26			26
MACDILL AIRFORCE BASE MICRO		22	3	12%	25
Quest Diag Unspecifd		4	21	84%	25
QUEST DIAGNOSTICS NICHOLS INSTITUTE- LPP		3	22	88%	25
UNITED CLINICAL LABS			24	100%	24
MY CLINICAL LAB			24	100%	24
QDX PATHOLOGY SERVICES		14	10	42%	24
ST. JOSEPH HOSPITAL LAB			24	100%	24

COVID-19: testing by laboratory

Data through Jul 31, 2020 verified as of Aug 1, 2020 at 09:25 AM

Data in this report are provisional and subject to change.

The numbers in the table below represent the number for whom test results were received by the Department of Health. A person can be tested by more than one laboratory and can have both positive and negative results. **Therefore, the sum of the numbers in each column will be larger than the total number of people tested.**

Reporting lab	Inconclusive	Negative	Positive	Percent positive	Total
GENESIS LABORATORY MANAGEMENT			24	100%	24
GRAVITY DIAGNOSTICS		14	10	42%	24
EMERGENCY PHYSICIANS MEDICAL CENTER			24	100%	24
NEW YORK STATE ELR - STONY BROOK UNIVERSITY MEDICAL CENTER		21	3	13%	24
ORLANDO REGIONAL MEDICAL CENTER		1	23	96%	24
BAYFRONT		21	2	9%	23
MIAMI VAMC			23	100%	23
NXGEN MDX		18	5	22%	23
CAPE CANAVERAL HOSPITAL			23	100%	23
CHILDREN'S HOSPITAL OF ALABAMA		23			23
DOCTOR'S MEMORIAL HOSPITAL		2	21	91%	23
JACKSON MEMORIAL HOSPITAL		1	22	96%	23
LABORATORY DYNAMICS		20	3	13%	23
US BIOTEK LABORATORIES			22	100%	22
ST. ANTHONY'S HOSPITAL			22	100%	22
NEW YORK STATE ELR - CATHOLIC HEALTH SYSTEM DEPT LABORATORY		22			22
NEW YORK STATE ELR - NEWYORK-PRESBYTERIAN/QUEENS DIAGNOSTIC		21	1	5%	22
QUEST DIAGNOSTICS INC.			22	100%	22
PENNSYLVANIA DEPT OF HEALTH		19	3	14%	22
LAB PLUS, LLC AT SAINT THOMAS WEST HOSPITAL		14	8	36%	22
AURORA DIAGNOSTICS BERNHARDT LABORATORIES PATHOLOGY SERVICE		22			22
NEW YORK STATE ELR - QUEST DIAGNOSTICS NICHOLS		19	2	10%	21
ASSOCIATED CLINICAL LABORATORIES		20	1	5%	21
LABORATORY SPECIALISTS OF MICHIGAN			21	100%	21
PATRICK AIR FORCE BASE		1	20	95%	21
SMA SPECIALTY MEDICAL LAB			21	100%	21
LAB			21	100%	21
POPLAR HEALTHCARE PLLC	1	10	10	48%	21
MED ARBOR			21	100%	21
ST. CLOUD HOSPITAL		20			20
KENDALL REGIONAL MEDICAL CENTER LAB			20	100%	20
ST. MARY'S MEDICAL CENTER LAB			20	100%	20
MIAMI BEACH COMMUNITY HEALTH CENTER			20	100%	20
BROWARD HEALTH CORAL SPRINGS EPIDEMIOLOGY DEPT			20	100%	20
CITRUS MEMORIAL HEALTH SYSTEM LAB		1	19	95%	20
ASSOCIATED PATHOLOGISTS		16	4	20%	20
CAYUGA MEDICAL CENTER AT ITHACA		17	2	11%	19
ADVENT HEALTH FISH MEMORIAL		2	17	89%	19
MED HEALTH SERVICES		18	1	5%	19
RDX BIOSCIENCE,			19	100%	19
VA		15	4	21%	19
NEW YORK STATE ELR - UNIVERSITY HOSPITAL, STONY BROOK SOUTHAMPTON		19			19
INTEGRATED REGIONAL LABORATORIES - LARGO			19	100%	19
PALM BAY HOSPITAL		1	17	94%	18
PATHGROUP LABS			18	100%	18
PALO ALTO VA MEDICAL CENTER		1	17	94%	18
CORE DIAGNOSTIC LABORATORIES			18	100%	18

COVID-19: testing by laboratory

Data through Jul 31, 2020 verified as of Aug 1, 2020 at 09:25 AM

Data in this report are provisional and subject to change.

The numbers in the table below represent the number for whom test results were received by the Department of Health. A person can be tested by more than one laboratory and can have both positive and negative results. **Therefore, the sum of the numbers in each column will be larger than the total number of people tested.**

Reporting lab	Inconclusive	Negative	Positive	Percent positive	Total
STONE WASH CLINICAL LABORATORIES		2	16	89%	18
UNIVERSITY HEALTH SYSTEM INC		16	2	11%	18
INTERCOASTAL MEDICAL GROUP			18	100%	18
ARCPPOINT LABS OF TAMPA		1	16	94%	17
CLEVELAND CLINIC FOUNDATION		9	8	47%	17
ARUP		4	13	76%	17
PARRISH MEDICAL CENTER		1	16	94%	17
FIRST CHOICE URGENT CARE			17	100%	17
MIAMI VA HEALTHCARE SYSTEM			17	100%	17
VIERA HOSPITAL			17	100%	17
WATSON CLINIC LLP SOUTH			17	100%	17
PRIDE DIAGNOSTICS		14	2	13%	16
DOCTORS MEMORIAL HOSPITAL		8	8	50%	16
GRAVITY DIAGNOSTICS, LLC		7	9	56%	16
MADISON CORE LABORATORIES		15	1	6%	16
JEFFERY WEINZWEIG			16	100%	16
NEW YORK STATE ELR - BROOKDALE UNIVERSITY HOSPITAL		16			16
FLORIDA MEDICAL CLINIC		1	15	94%	16
SMA LAB		3	13	81%	16
TGH		1	15	94%	16
QUESTDIAGNOSTICS INCORPORATED		1	14	93%	15
LABCORP INC		2	13	87%	15
NEW YORK STATE ELR - WILSON MEMORIAL REGIONAL MEDICAL CENTER		14	1	7%	15
SEVEN RIVERS REGIONAL MEDICAL CENTER		4	11	73%	15
EUROFINS NTD, LLC		13	2	13%	15
GENESIS DIAGNOSTICS			15	100%	15
PHYSICIANS REGIONAL HEALTHCARE SYSTEM			15	100%	15
FLORIDA DEPARTMENT OF HEALTH		10	5	33%	15
IPSUM DIAGNOSTICS			15	100%	15
MOLECULAR TESTING LABS			15	100%	15
DIATHERIX		13	2	13%	15
QUEST DIAGNOSTICS NICHOLS INSTITUTE - SJC (LPP)		10	5	33%	15
QUEST DIAGNOSTICS INCORPORATED			15	100%	15
LECONTE MEDICAL CENTER LAB		12	3	20%	15
NEW YORK STATE ELR - WESTCHESTER MEDICAL CENTER		15			15
CENTRA CARE CONWAY			15	100%	15
MILLENNIUM PHYSICIAN GROUP LCC			14	100%	14
PARK WEST MEDICAL CENTER		13	1	7%	14
DIAGNOSTIC LABORATORY OF OKLAHOMA		14			14
HEALTH CENTRAL HOSPITAL			14	100%	14
BIO REFERNCE LABORATORIES		3	11	79%	14
OUT OF STATE		14			14
GOLDEN GATE FAMILY CLINIC			14	100%	14
NEW YORK STATE ELR - ROCHESTER GENERAL HOSPITAL LABORATORY		13	1	7%	14
TIDE LABORATORIES		4	10	71%	14
NORTH SHORE UNIVERSITY HOSPITAL LABORATORY		13	1	7%	14
SUNTREE INTERNAL MEDICINE		14			14

COVID-19: testing by laboratory

Data through Jul 31, 2020 verified as of Aug 1, 2020 at 09:25 AM

Data in this report are provisional and subject to change.

The numbers in the table below represent the number for whom test results were received by the Department of Health. A person can be tested by more than one laboratory and can have both positive and negative results. **Therefore, the sum of the numbers in each column will be larger than the total number of people tested.**

Reporting lab	Inconclusive	Negative	Positive	Percent positive	Total
NEW YORK STATE ELR - QUEST DIAGNOSTICS INCORPORATED		10	3	23%	13
VENICE REGIONAL MEDICAL LAB SERVICES			13	100%	13
MEDCOMP SCIENCES			13	100%	13
JACKSON HEALTH SYSTEM			13	100%	13
VAMC			13	100%	13
SOUTHEAST FAMILY HEALTHCARE CENTER			13	100%	13
WUESTHOFF MEDICAL CENTER-MELBOURNE			13	100%	13
ST FRANCIS HOSPITAL		10	3	23%	13
BAPTIST SOUTH MEDICAL CENTER		2	11	85%	13
NORTH OKALOOSA MEDICAL CENTER			13	100%	13
XERA MED RESEARCH			13	100%	13
ST. JOSEPHS HOSPITAL			13	100%	13
NEW YORK STATE ELR - LENOX HILL HOSPITAL		11	1	8%	12
BIO-REFERENCE LABORATORIES			12	100%	12
DOH		1	11	92%	12
TEN HEALTHCARE		2	10	83%	12
REDITUS LABORATORIES			12	100%	12
ADVANCED URGENT CARE		10	2	17%	12
NEW YORK STATE ELR - BRONX LEBANON HOSPITAL-MEDICAL CENTER		11	1	8%	12
WHITE WILSON MEDICAL CENTER CLINIC			12	100%	12
PROTEUS MOLECULAR AND CLINICAL LAB		8	4	33%	12
SELECT LABORATORIES MARION COUNTY, LLC.			12	100%	12
LABCORP OF AMERICA		2	10	83%	12
BROWARD DIALYSIS			12	100%	12
UVMMC MICROBIOLOGY		12			12
CLARITY LAB SOLUTIONS		3	9	75%	12
CBS LABORATORY		1	11	92%	12
DEPARTMENT OF VETERANS AFFAIRS MEDICAL CENTER			12	100%	12
BAY MEDICAL CENTER SACRED HEART HEALTH SYSTEM			12	100%	12
FLORIDA DEPT OF HEALTH		4	8	67%	12
TOTAL RENAL LABORATORIES INC		7	5	42%	12
BAPTIST CLAY			11	100%	11
MOFFITT CANCER CENTER		9	2	18%	11
LAB INTERMARKET FACILITY LAB			11	100%	11
ESCAMBIA COMMUNITY CLINIC			11	100%	11
LABCORP - CLEARWATER		3	8	73%	11
SUNQUEST		2	9	82%	11
INDIAN RIVER MEDICAL CENTER		11			11
NIGHT LITE PEDIATRICS WINTER GARDEN		7	4	36%	11
DELRAY MEDICAL CENTER LAB			11	100%	11
HEALTH FIRST-VIERA HOSPITAL			11	100%	11
AMERICAN ESOTERIC LABORATORIES			11	100%	11
POARCH BANC CREEK INDIANS TRIBAL HEALTH DEPARTMENT			11	100%	11
ADVENT HEALTH -TAMPA		4	7	64%	11
FLORIDA COMMUNITY HEALTH CENTER OF ST. LUCIE			11	100%	11
BROWARD HEALTH CARE			10	100%	10
BAYA URGENT CARE			10	100%	10

COVID-19: testing by laboratory

Data through Jul 31, 2020 verified as of Aug 1, 2020 at 09:25 AM

Data in this report are provisional and subject to change.

The numbers in the table below represent the number for whom test results were received by the Department of Health. A person can be tested by more than one laboratory and can have both positive and negative results. **Therefore, the sum of the numbers in each column will be larger than the total number of people tested.**

Reporting lab	Inconclusive	Negative	Positive	Percent positive	Total
LAKE BALDWIN CBOC		9	1	10%	10
QUEST INFECTIOUS DISEASE	1	5	4	40%	10
SELECT REFERENCE LABORATORIES, LLC			10	100%	10
UPMC CHAUTAUQUA AT WCA LABORATORY		10			10
PRECISION HEALTH SOLUTIONS LAB			10	100%	10
HEALTH FIRST CAPE CANAVERAL HOSPITAL			10	100%	10
BLOCK, NATION, CHASE, AND SMOLEN FAMILY MEDICINE		4	6	60%	10
MEDICAL LABORATORY DIAGNOSTICS			10	100%	10
PARKWEST MEDICAL CENTER		9	1	10%	10
VENICE REGIONAL MEDICAL CENTER			10	100%	10
NEW JERSEY DEPARTMENT OF HEALTH COMMUNICABLE DISEASE SERVICE		3	7	70%	10
LABCORP - MIAMI		4	6	60%	10
BAYCARE OUTREACH LABORATORY SERVICES		1	9	90%	10
NEW YORK STATE ELR - CATHOLIC HEALTH SERVICES REGIONAL LABORATORY		7	2	22%	9
PERSONALIZED GENETIC TESTING			9	100%	9
BAY CARE OCCUPATIONAL CLINIC			9	100%	9
EAST ALABAMA MEDICAL CENTER LABORATORY		6	3	33%	9
WESTPAC LABS			9	100%	9
INTEGRITY LABORATORIES, LLC		5	4	44%	9
JACKSON NORTH MEDICAL CENTER		1	8	89%	9
HUNTINGTON HOSPITAL LABORATORY		8	1	11%	9
LEON CHD		9			9
FAST TRACK URGENT CARE CENTER - CARROLLWOOD			9	100%	9
MICHIGAN DEPARTMENT OF HEALTH AND HUMAN SERVICES			9	100%	9
FLORIDA HOSPITAL LABS			9	100%	9
CORE LABORATORY		1	8	89%	9
NEXT MOLECULAR ANALYTICS			9	100%	9
MINUTE CLINIC INCORPORATE		8	1	11%	9
NEW YORK STATE ELR - GOOD SAMARITAN HOSPITAL LABORATORY		9			9
BAYFRONT HEALTH SPRING HILL			9	100%	9
ST JOSEPH'S HEALTHLINE		1	7	88%	8
SPORTS DRUG TESTING LABORATORY			8	100%	8
NEW YORK STATE ELR - LOURDES HOSPITAL INC		8			8
DEVANSH LAB WERKS INC		6	2	25%	8
NEW YORK STATE ELR - NORTH CENTRAL BRONX HOSP		7	1	13%	8
ADVENT HEALTH SEBRING			8	100%	8
GENEUS DIAGNOSTICS			8	100%	8
Diatherix Laboratories, LLC		2	6	75%	8
STATE LAB		1	7	88%	8
TRUGENX			8	100%	8
ST MARY'S MEDICAL CENTER		1	7	88%	8
NEW YORK STATE ELR - JAMES J PETERS VA MEDICAL CENTER		6	2	25%	8
TYNDALL AFB			8	100%	8
PRATTVILLE BAPTIST HOSPITAL		7	1	13%	8
CENTRA CARE - SAND LAKE			8	100%	8
ADVENTHEALTH PALM COAST			8	100%	8
NORTH CAROLINA DEPARTMENT OF HEALTH & HUMAN SERVICES			8	100%	8

COVID-19: testing by laboratory

Data through Jul 31, 2020 verified as of Aug 1, 2020 at 09:25 AM

Data in this report are provisional and subject to change.

The numbers in the table below represent the number for whom test results were received by the Department of Health. A person can be tested by more than one laboratory and can have both positive and negative results. **Therefore, the sum of the numbers in each column will be larger than the total number of people tested.**

Reporting lab	Inconclusive	Negative	Positive	Percent positive	Total
BOND CLINIC			8	100%	8
CONSOLIDATED LAB SERVICES		8			8
NEW YORK STATE ELR - SARATOGA HOSPITAL LABORATORY		8			8
ST JOSEPHS HOSPITAL			8	100%	8
NORTH FLORIDA/SOUTH GEORGA VETERANS HEALTH SYSTEM			8	100%	8
UMHC/SYLVESTER AT KENDALL		1	7	88%	8
MAYO CLINIC DEPT OF LAB MED PATHOLOGY			8	100%	8
NEW YORK STATE ELR - ERIE COUNTY MEDICAL CTR CLINICAL LABS		8			8
THE COMMONWEALTH OF MASSACHUSETTS			8	100%	8
DOCTOR'S IN HOUSE LAB			8	100%	8
ST VINCENTS MEDICAL CENTER RIVERSIDE NURSING			8	100%	8
BOCA BIOLISTICS REFERENCE LABORATORY			7	100%	7
FLORIDA DEPARTMENT OF HEALTH IN LAKE COUNTY		3	4	57%	7
LAKE CITY VETERANS HOSPITAL			7	100%	7
FLORIDA DEPARTMENT OF HEALTH IN HILLSBOROUGH COUNTY			7	100%	7
PROMEDICA LABORATORIES		7			7
NO NAME		5	2	29%	7
ORMOND BEACH CENTRA CARE			7	100%	7
X-GENE MOLECULAR LABS		1	6	86%	7
HIGHLANDS MEDICAL CENTER		7			7
WATSON CLINIC LLP MAIN			7	100%	7
AMERICAN HEALTH ASSOCIATES OF TAMPA			7	100%	7
BAY PINES VA		1	6	86%	7
BAYCARE LABORATORIES			7	100%	7
LONGLEAF DIAGNOSTIC LABORATORIES		2	5	71%	7
ROCKLEDGE			7	100%	7
CLEVELAND CLINIC			7	100%	7
ST CATHERINE OF SIENA HOSPITAL		7			7
NORTH BAY HOSPITAL			7	100%	7
CLINICAL PATHOLOGY LABORATORIES, INC.			7	100%	7
NEW YORK STATE ELR - VASSAR BROTHERS MEDICAL CENTER LABORATORY		7			7
UNIVERSITY HOSPITAL - STONY BROOK EASTERN		7			7
SOUTHEAST ALABAMA MEDICAL CENTER			7	100%	7
SYLVESTER AT PLANTATION LABORATORY		6	1	14%	7
HEALTHMARK REGIONAL HOSPITAL LAB		3	4	57%	7
DYNAMIC DNA LAB			7	100%	7
BAYONET POINT MEDICAL CENTER			7	100%	7
MAGNOLIA DIAGNOSTIC			7	100%	7
WOLFSON CHILDREN'S HOSPITAL			7	100%	7
BAYFRONT HEALTH PORT CHARLOTTE			7	100%	7
NORTHWELL HEALTH PLAINVIEW HOSPITAL LABORATORY		5	2	29%	7
ADVENTHEALTH CENTRA CARE SANFORD		1	6	86%	7
NEW YORK STATE ELR - ST PETER'S BENDER LABORATORY		7			7
BIOFIRE			7	100%	7
NEW YORK STATE ELR - JAMAICA HOSPITAL MEDICAL CENTER		6			6
NEW YORK STATE ELR - LABORATORY ALLIANCE OF CENTRAL NEW		6			6
XPRESS WELLNESS URGENT CARE			6	100%	6

COVID-19: testing by laboratory

Data through Jul 31, 2020 verified as of Aug 1, 2020 at 09:25 AM

Data in this report are provisional and subject to change.

The numbers in the table below represent the number for whom test results were received by the Department of Health. A person can be tested by more than one laboratory and can have both positive and negative results. **Therefore, the sum of the numbers in each column will be larger than the total number of people tested.**

Reporting lab	Inconclusive	Negative	Positive	Percent positive	Total
THE CENTER FOR URGENT CARE		3	3	50%	6
MICHIGAN DEPARTMENT OF COMMUNITY HEALTH		1	5	83%	6
NEW YORK PRESBYTERIAN - ALLEN HOSPITAL		6			6
SACRED HEART HEALTH SYSTEM			6	100%	6
ST JOSEPH HOSPITAL		5	1	17%	6
WUESTHOFF MEMORIAL HOSPITAL			6	100%	6
PECONIC BAY MEDICAL CENTER LABORATORY		5	1	17%	6
TRUE HEALTH DIAGNOSTICS		1	5	83%	6
ST ELIZABETH MEDICAL CENTER LABORATORY		6			6
PENSACOLA PEDIATRICS			6	100%	6
ADVENTHEALTH CENTRA CARE ORMOND BEACH			6	100%	6
CREATIVE TESTING SOLUTIONS			6	100%	6
CENTRA CARE - WATERFORD LAKES			6	100%	6
CANTON-POTSDAM HOSPITAL LABORATORY		6			6
LEE COUNTY HEALTH DEPARTMENT		4	2	33%	6
CONNECTICUT DEPARTMENT OF HEALTH		5	1	17%	6
LABCORP NEW PORT RICHEY			6	100%	6
SOUTH SEMINOLE HOSPITAL		1	5	83%	6
FLORIDA CLINICAL LAB			6	100%	6
PATHOGENIUS LABORATORIES		2	4	67%	6
SHELBY COUNTY HEALTH CARE CORPORATION		4	2	33%	6
ST VINCENT'S EAST LABORATORY		6			6
LEE MEMORIAL LAB GULF COAST			6	100%	6
ST. JOSEPH'S HOSPITAL LAB			6	100%	6
ADVENT HEALTH CENTRA CARE		1	5	83%	6
FLORIDA WOMAN CARE LABORATORY			6	100%	6
ACH			6	100%	6
ARCHBOLD MEMORIAL HOSPITAL/LAB		3	3	50%	6
DOH JACKSONVILLE CENTRAL LABORATORY		3	2	40%	5
BIOTECH			5	100%	5
BROWARD COUNTY HEALTH DEPT.			5	100%	5
XRL SXF REF LAB		5			5
BOCA RATON REGIONAL HOSPITAL LAB			5	100%	5
TAMIAMI LAB MILLENNIUM			5	100%	5
MONTEFIORE NEW ROCHELLE HOSPITAL		5			5
DOCTORS MEMORIAL FAMILY MEDICINE			5	100%	5
BROOKWOOD BAPTIST MEDICAL CENTER		5			5
FLOWERS HOSPITAL		1	4	80%	5
UPMC HEALTH SYSTEM		4	1	20%	5
THE VILLAGES CLINICAL LAB		4	1	20%	5
NEW YORK STATE ELR - SOUTHSIDE HOSPITAL NORTHWELL HEALTH LABORATORY		4	1	20%	5
NORTH FLORIDA PEDIATRICS-LAKE CITY			5	100%	5
LAKELAND REGIONAL HEALTH			5	100%	5
NEW YORK STATE ELR - HUDSON VALLEY HOSPITAL CENTER LABORATORY		4	1	20%	5
LABCORP BURLINGTON CYTO		4	1	20%	5
AEL KNOXVILLE			5	100%	5
INTERNAL LAB		3	2	40%	5

COVID-19: testing by laboratory

Data through Jul 31, 2020 verified as of Aug 1, 2020 at 09:25 AM

Data in this report are provisional and subject to change.

The numbers in the table below represent the number for whom test results were received by the Department of Health. A person can be tested by more than one laboratory and can have both positive and negative results. **Therefore, the sum of the numbers in each column will be larger than the total number of people tested.**

Reporting lab	Inconclusive	Negative	Positive	Percent positive	Total
NORTHWEST FLORIDA COMMUNITY HOSPITAL		1	4	80%	5
LABCORP - NAPLES			5	100%	5
LAWTON CHILES HEALTH CENTER			5	100%	5
ARNOT OGDEN MEDICAL CENTER LABORATORY		5			5
FRANCES WARDE MEDICAL LABORATORY		2	3	60%	5
MINUTECLINIC DIAGNOSTIC OF RHODE ISLAND, LLC #729		4	1	20%	5
LEHIGH VALLEY HOSPITAL		3	2	40%	5
CHEMISYS LABORATORIES			5	100%	5
NORTH FLORIDA PEDIATRICS		1	4	80%	5
STATEN ISLAND UNIVERSITY HOSPITAL-POUCH		5			5
ST ANTHONY NORTH			5	100%	5
PALM BEACH PATHOLOGY		4	1	20%	5
SPECIALITY LABORATORIES,INC		4	1	20%	5
JFK MEDICAL CENTER NORTH LAB			5	100%	5
Cleveland Clinic Laboratories		1	4	80%	5
UNKNOWN LAB			5	100%	5
WINTER HAVEN HOSPITAL			5	100%	5
AMELIA MEDICAL CARE			5	100%	5
CHILDREN'S HOSPITAL OF PHILADELPHIA		5			5
APP-UNIPATH, LLC		5			5
QUEST DIAGNOSTIC INC TECHNICAL			4	100%	4
DCH REGIONAL MEDICAL CENTER LABORATORY		4			4
ADVENT HEALTH CENTRA CARE PALM COAST			4	100%	4
LABORATORY OF FLORIDA			4	100%	4
QUEST DIAGNOSTICS- MELBOURNE			4	100%	4
OKLAHOMA STATE UNIVERSITY DIAGNOSTIC LAB			4	100%	4
METROPOLITAN HOSPITAL CENTER		4			4
KEY PRIMARY CASE			4	100%	4
LINCOLN MEDICAL AND MENTAL HEALTH CENTER		4			4
LAB CORP OF AMERICA		1	3	75%	4
MAYO CLINIC LABS - ROCHESTER SUPERIOR DRIVE			4	100%	4
MEDLOGIC, LLC		1	3	75%	4
DAVITA LABORATORY		4			4
COMMUNITY HEALTH OF SOUTH FLORIDA			4	100%	4
COLORADO DEPARTMENT OF PUBLIC HEALTH AND ENVIRONMENT			4	100%	4
DALE MEDICAL CENTER		2	2	50%	4
SUNCOAST COMMUNITY HEALTH CENTERS PEDIATRICS			4	100%	4
ILLINOIS DEPT OF PUBLIC HEALTH LAB - SPRINGFIELD			4	100%	4
DTR LABS		3	1	25%	4
INTERMARKET FACILITY			4	100%	4
GENUS DIAGNOSTICS			4	100%	4
NEWYORK-PRESBYTERIAN/ LAWRENCE HOSPITAL LABORATORY		4			4
COVENIENT CARE MEDICAL CLINIC			4	100%	4
PRECISION LABS LLC		1	3	75%	4
PEDIATRIC HEALTH CARE ALLIANCE			4	100%	4
MANATEE PEDIATRICS			4	100%	4
MERCY HOSPITAL MIAMI LAB			4	100%	4

COVID-19: testing by laboratory

Data through Jul 31, 2020 verified as of Aug 1, 2020 at 09:25 AM

Data in this report are provisional and subject to change.

The numbers in the table below represent the number for whom test results were received by the Department of Health. A person can be tested by more than one laboratory and can have both positive and negative results. **Therefore, the sum of the numbers in each column will be larger than the total number of people tested.**

Reporting lab	Inconclusive	Negative	Positive	Percent positive	Total
MISSOURI DEPARTMENT OF HEALTH AND SENIOR SERVICES			4	100%	4
FINLAY C. LABORATORY		3	1	25%	4
LEE MEMORIAL HEALTH PARK LAB			4	100%	4
SOUTHWESTERN REGIONAL MEDICAL CENTER - TULSA		4			4
DOH-WEST PALM BEACH BRANCH LABORATORY			4	100%	4
THOMAS JEFFERSON UNIVERSITY HOSPITAL		4			4
ACHS		2	2	50%	4
EXPRESS TESTING-ONE			4	100%	4
STATEN ISLAND UNIVERSITY HOSPITAL SEGUINE AVE		4			4
NEW YORK STATE ELR - BROOKLYN HOSPITAL CENTER DOWNTOWN CAMPUS		4			4
BAY CARE			4	100%	4
BEAUMONT LABORATORY			4	100%	4
BARONESS ERLANGER HOSPITAL		3			3
VIRGINIA DIVISION OF CONSOLIDATED LABORATORIES			3	100%	3
MOLECULAR DIAGNOSTICS			3	100%	3
DORAL URGENT CARE			3	100%	3
BAYCARE MEDICAL GROUP INC			3	100%	3
LAKE WALES MEDICAL CENTER INC			3	100%	3
NORTH BROWARD HOSPITAL DISTRICT HEALTHCARE FOR THE HOMELESS			3	100%	3
ABBOTT			3	100%	3
PALMS WEST HOSPITAL			3	100%	3
LABCORP DIAGNOSTICS-MIAMI		2	1	33%	3
STATEN ISLAND UNIVERSITY HOSPITAL		3			3
CLINICORE			3	100%	3
ST. MARYS MEDICAL CENTER			3	100%	3
ILLINOIS DEPARTMENT OF PUBLIC HEALTH			3	100%	3
ASCENSION ST. VINCENT'S PRIMARY CARE			3	100%	3
CENTRAL FLORIDA HEALTH CARE INC			3	100%	3
NORTH NAPLES HOSPITAL RESPIRATORY THERAPY DEPARTMENT			3	100%	3
MARSHALL MEDICAL CENTER SOUTH LAB		2	1	33%	3
MHHS All Lab Subsection		3			3
BAPTIST MEDICAL CENTER EAST		2	1	33%	3
EMERGENCY MEDICAL CENTER			3	100%	3
NEW YORK STATE ELR - SAMARITAN HOSPITAL LABORATORY		3			3
MONTEFIORE ST LUKE'S CORNWALL HOSPITAL		2	1	33%	3
MAYO MEDICAL LABORATORIES		2	1	33%	3
KEY WEST URGENT CARE, INC		3			3
EGL GENETIC DIAGNOSTICS		1	2	67%	3
VIRTUA VOORHEES HOSPITAL		3			3
TIMBER RIDGE LABORATORY			3	100%	3
TAMPA GENERAL HOSPITAL LABORATORY			3	100%	3
ST LUKES HOSPITAL LABORATORY		2	1	33%	3
FISHERMEN'S HOSPITAL			3	100%	3
BRANCH MEDICAL CLINIC			3	100%	3
FAMILY HEALTH CENTERS OF SWF LABS			3	100%	3
JOE DIMAGGIO CHILDREN'S HOSPITAL		1	2	67%	3
METHODIST MEDICAL CENTER		2	1	33%	3

COVID-19: testing by laboratory

Data through Jul 31, 2020 verified as of Aug 1, 2020 at 09:25 AM

Data in this report are provisional and subject to change.

The numbers in the table below represent the number for whom test results were received by the Department of Health. A person can be tested by more than one laboratory and can have both positive and negative results. **Therefore, the sum of the numbers in each column will be larger than the total number of people tested.**

Reporting lab	Inconclusive	Negative	Positive	Percent positive	Total
WESLEY CHAPEL INTERNAL MEDICINE AND PEDIATRICS			3	100%	3
NORTHERN DUTCHESS HOSPITAL LABORATORY		3			3
WAKEMED		1	2	67%	3
SAMARITAN MEDICAL CENTER		3			3
Covance Central Laboratory			3	100%	3
NEW YORK STATE ELR - ORANGE REGIONAL MEDICAL CENTER LABORATORY		3			3
DOH-TAMPA BRANCH LABORATORY (MLK BLVD)			3	100%	3
MARINER'S HOSPITAL			3	100%	3
GULF COAST MEDICAL GROUP			3	100%	3
AVELLINO LAB USA INC		3			3
PUBLIC HEALTH LAB		3			3
INDIAN RIVER CHD VERO BEACH		2	1	33%	3
QUEST DIAGNOSTIC			3	100%	3
NAPHCARE, INC.			3	100%	3
NORTHSHORE UNIVERSITY HEALTHSYSTEM EVANSTON HOSPITAL LAB			3	100%	3
VA OUTPATIENT			3	100%	3
COMMUNITY HEALTH NORTHWEST FLORIDA			3	100%	3
BAYCARE OUTREACH LABORATORY HOSPITAL			3	100%	3
MIDWAY SPECIALTY CARE CENTER			3	100%	3
PINELLAS COUNTY HEALTH DEPARTMENT		2	1	33%	3
MIAMI CANCER INSTITUTE			3	100%	3
ELLENTON URGENT CARE			3	100%	3
OPTUM LABS LLC			3	100%	3
NICHOLS INSTITUTE QUEST DIAGNOSTICS		2	1	33%	3
PATHGROUP			3	100%	3
NEW YORK STATE ELR - JACOBI MEDICAL CENTER		3			3
NADAL PEDIATRICS - VICTORIA STREET (3385)			3	100%	3
PENNSYLVANIA DEPARTMENT OF HEALTH BUREAU OF LABORATORIES			3	100%	3
BOZEMAN HEALTH DEACONESS HOSPITAL		3			3
PHYSICIANS STAT			3	100%	3
JACKSON SOUTH COMMUNITY HOSPITAL LAB			3	100%	3
MONTANA PUBLIC HEALTH LAB			2	100%	2
CAPTAIN JAMES A. LOVELL FEDERAL HEALTHCARE CENTER			2	100%	2
LABCORP RARITAN		2			2
NEW YORK STATE ELR - NEW YORK CITY DEPARTMENT OF HEALTH & MENTAL		2			2
LABCORP - STUART		1	1	50%	2
PREMIER LABORATORY SERVICES, LLC			2	100%	2
BIO-TECH CLINICAL LABORATORIES			2	100%	2
NEW HAMPSHIRE PUBLIC HEALTH LABORATORIES		2			2
MADISON COUNTY MEMORIAL HOSP		1	1	50%	2
RUSH UNIVERSITY MEDICAL CENTER LABORATORY			2	100%	2
FLORIDA CLINICAL LABORATORY INC			2	100%	2
IOWA DEPARTMENT OF PUBLIC HEALTH			2	100%	2
AMEERAH LABS			2	100%	2
PPD			2	100%	2
NEW YORK STATE ELR - COLUMBIA MEMORIAL HOSPITAL LABORATORY		2			2
THOMAS LANGLEY			2	100%	2

COVID-19: testing by laboratory

Data through Jul 31, 2020 verified as of Aug 1, 2020 at 09:25 AM

Data in this report are provisional and subject to change.

The numbers in the table below represent the number for whom test results were received by the Department of Health. A person can be tested by more than one laboratory and can have both positive and negative results. **Therefore, the sum of the numbers in each column will be larger than the total number of people tested.**

Reporting lab	Inconclusive	Negative	Positive	Percent positive	Total
CONEMAUGH MEMORIAL MEDICAL CENTER		2			2
CORAL GABLES HOSPITAL			2	100%	2
UNIVERSITY OF CHICAGO MEDICAL CENTER LAB			2	100%	2
URGENT CARE TCMA			2	100%	2
COASTAL LABORATORIES			2	100%	2
UNIVERSITY OF MIAMI			2	100%	2
HOME ACCESS HEALTH			2	100%	2
INTERNAL MEDICINE ASSOCIATES-DUNELLON			2	100%	2
ADVANCED MEDICAL CARE			2	100%	2
GEISINGER MEDICAL CENTER		2			2
ERIE COUNTY MEDICAL CTR CLINICAL LABS		2			2
SSM HEALTH ST LOUIS MICROBIOLOGY LABORATORY		1	1	50%	2
SHELBY BAPTIST MEDICAL CENTER			2	100%	2
WHOLE CHILD PEDIATRICS			2	100%	2
VIGILINT HEALTHCARE		1	1	50%	2
COLLIER COUNTY HEALTH DEPT.			2	100%	2
FCHC (OB)-DARWIN SQUARE CTR.			2	100%	2
Cleveland Clinic Weston			2	100%	2
WOODHULL MEDICAL AND MENTAL HEALTH CTR		2			2
AMMON LABS			2	100%	2
BAYFRONT HEALTH PUNTA GORDA			2	100%	2
KEYS MEDICAL GROUP			2	100%	2
ST. JOSEPH REGIONAL MEDICAL CENTER			2	100%	2
ATLANTIS URGENT CARE			2	100%	2
UC CORAL GABLES			2	100%	2
FLORIDA HEALTH CARE PLANS			2	100%	2
HEART OF FLORIDA HMA			2	100%	2
JOHN D. ARCHBOLD MEM. HOSPITAL			2	100%	2
BIRMINGHAM VAMC		1	1	50%	2
LABCORP PHOENIX			2	100%	2
UK HEALTHCARE			2	100%	2
BFT LAB			2	100%	2
AMERICAN FAMILY CARE- ORANGE BEACH			2	100%	2
AMERICAN MEDICAL LABORATORIES			2	100%	2
MONROE COUNTY HOSPITAL		2			2
CONNECTDX			2	100%	2
SPARROW CENTRAL LAB			2	100%	2
EISENHOWER ARMY MEDICAL CENTER			2	100%	2
CLINICAL PATHOLOGY LABS		1	1	50%	2
GUTHRIE MEDICAL GROUP LABORATORIES		2			2
ADVANCED URGENT CARE CENTER OF THE UPPER KEYS			2	100%	2
TREASURE COAST COMMUNITY HEALTH			2	100%	2
AHSE ROP		2			2
UNIVERSITY HOSPITAL OF BROOKLYN		2			2
UNIVERSITY HOSPITAL			2	100%	2
SCDHEC BUREAU OF LABORATORIES			2	100%	2
BETH ISRAEL DEACONESS MEDICAL CENTER			2	100%	2

COVID-19: testing by laboratory

Data through Jul 31, 2020 verified as of Aug 1, 2020 at 09:25 AM

Data in this report are provisional and subject to change.

The numbers in the table below represent the number for whom test results were received by the Department of Health. A person can be tested by more than one laboratory and can have both positive and negative results. **Therefore, the sum of the numbers in each column will be larger than the total number of people tested.**

Reporting lab	Inconclusive	Negative	Positive	Percent positive	Total
ALVERNO CLINICAL LABORATORIES			2	100%	2
WALGREENS #5317		2			2
VIRTUA MEMORIAL HOSPITAL BURLINGTON COUNTY			2	100%	2
ACADIAN DIAGNOSTIC LABORATORIES		2			2
OMNI			2	100%	2
NOVANT HEALTH INPATIENT CARE			2	100%	2
IRL MARKET LAB ALACHUA		1	1	50%	2
SARASOTA MEMORIAL MEDICAL URGENT CARE CENTER			2	100%	2
DEACONESS HOSPITAL			2	100%	2
GALEN BAYLOR EXTENSION		2			2
TALLAHASSEE MEMORIAL HOSPITAL/MICROBIOLOGY LAB			2	100%	2
CELERION			2	100%	2
LABCORP - LEESBURG			2	100%	2
ALTRU DIAGNOSTICS INC			2	100%	2
NEW YORK STATE ELR - NEW YORK PRESBYTERIAN-LOWER MANHATTAN		2			2
NEW YORK STATE ELR - LONG ISLAND JEWISH VALLEY STREAM		2			2
SOUTH GEORGIA MEDICAL CENTER			2	100%	2
FLORIDA HOSPITAL			2	100%	2
MALABAR/ADVENT CENTRA CARE			2	100%	2
LEESBURG REGIONAL MEDICAL CENTER		1	1	50%	2
CENTRA CARE HUNTER'S CREEK			2	100%	2
DICKERT			2	100%	2
JOHNSON CITY MEDICAL CENTER		1	1	50%	2
KETTERING HEALTH			2	100%	2
LABCORP - OHIO			2	100%	2
PREMIER MEDICAL LABORATORY			2	100%	2
MAILBOX DIAGNOSTICS		1	1	50%	2
QUEENS HOSPITAL CENTER		2			2
OHIO STATE UNIVERSITY WEXNER MEDICAL CENTER			2	100%	2
QUEST DIAGNOSTICS INCORPORATED			2	100%	2
OHIO DEPARTMENT OF HEALTH LABORATORY		2			2
SIGNATURE CARE PFLUGERVILLE			2	100%	2
MAYO			2	100%	2
RICHMOND UNIVERSITY MEDICAL CENTER		1	1	50%	2
OKLAHOMA STATE DEPARTMENT OF HEALTH-PUBLIC HEALTH LABORATORY			2	100%	2
MEMORIAL SLOAN KETTERING CANCER CENTER		1	1	50%	2
GEORGIA DEPARTMENT OF PUBLIC HEALTH			2	100%	2
NOVANT HEALTH GOHEALTH URGENT CARE-HARRISBURG			2	100%	2
ST CHARLES HOSPITAL LABORATORY		2			2
JACKSON LABORATORY OF GENOMIC MEDICINE		2			2
HEALTH FIRST IBM-UX			2	100%	2
ST PETERSBURG PEDIATRICS-EAST BAY			2	100%	2
CALHOUN LIBERTY HOSPITAL			2	100%	2
NEW YORK STATE ELR - AUBURN COMMUNITY HOSPITAL		2			2
NEW YORK STATE DEPARTMENT OF HEALTH		1	1	50%	2
NEW YORK STATE ELR - BELLEVUE HOSPITAL CENTER DEPARTMENT		2			2
ADVENTHEALTH PEDIATRICS/LAKE MARY PEDS		1	1	50%	2

COVID-19: testing by laboratory

Data through Jul 31, 2020 verified as of Aug 1, 2020 at 09:25 AM

Data in this report are provisional and subject to change.

The numbers in the table below represent the number for whom test results were received by the Department of Health. A person can be tested by more than one laboratory and can have both positive and negative results. **Therefore, the sum of the numbers in each column will be larger than the total number of people tested.**

Reporting lab	Inconclusive	Negative	Positive	Percent positive	Total
BAY CARE LAB SERVICES/ST. ANTHONY'S HOSPITAL			2	100%	2
NEW HAMPSHIRE DEPARTMENT OF HEALTH AND HUMAN SERVICES		1	1	50%	2
NEW YORK STATE ELR - GLENS FALLS HOSPITAL DEPARTMENT OF PATHOLOGY		2			2
ALABAMA DEPARTMENT OF PUBLIC HEALTH			2	100%	2
DOCTOR'S IN HOUSE LABORATORY			1	100%	1
CQUENTIA NGS, LLC			1	100%	1
DOCS URGENT CARE			1	100%	1
ST. JOSEPH'S HOSPITAL NORTH			1	100%	1
PIEDMONT HOSPITAL LAB			1	100%	1
PEACHEALTH LABORATORIES		1			1
MCH PHYSICIANS GROUP			1	100%	1
Lourdes Hospital			1	100%	1
ST. MARY MEDICAL CENTER		1			1
BAPTIST ER TOWN CTR			1	100%	1
VRL EUROFINIS			1	100%	1
ST JOSEPHS CHILDRENS HOSPITAL OUTREACH			1	100%	1
EXCEL URGENT CARE OF NJ			1	100%	1
AZALEA HEALTH			1	100%	1
NORTH BROWARD MEDICAL CENTER			1	100%	1
UNIVERSITY OF FLORIDA			1	100%	1
UNIVERSITY OF KANSAS MEDICAL CENTER			1	100%	1
COLORADO DEPARTMENT OF HEALTH LABORATORY SERVICES DIVISION			1	100%	1
CAROLINAS HEALTHCARE SYSTEM LAB			1	100%	1
UNK			1	100%	1
NORTHSIDE HOSPITAL DULUTH			1	100%	1
NEW YORK STATE ELR - MONTEFIORE MEDICAL CENTER LABORATORIES - WEILER			1	100%	1
NORTHERN WESTCHESTER HOSPITAL LABORATORY		1			1
THE UNIVERSITY OF VERMONT MEDICAL CENTER		1			1
NORTH SHORE HEMATOLOGY-ONCOLOGY ASSOCIATES, PC		1			1
MHS LAB		1			1
NORTHWEST FL COMM HOSP			1	100%	1
US LABORATORIES			1	100%	1
COMPUNET CLINICAL LAB			1	100%	1
TMH PHYSICIAN PARTNERS - MONTICELLO		1			1
UF KANAPAHA LAB BEAKER		1			1
WATAUGA MEDICAL CENTER			1	100%	1
BAYCARE MEDICAL GROUP			1	100%	1
PEDIATRIC HEALTHCARE ALLIANCE			1	100%	1
RIVERSIDE METHODIST HOSPITAL LAB			1	100%	1
WELLOW URGENT CARE		1			1
PERDIDO URGENT CARE			1	100%	1
ARNOLD PALMER HOSPITAL LABORATORY			1	100%	1
BAPTIST HEALTH EXPRESS CARE AT KEY BISCAYNE			1	100%	1
NAVAL BRANCH MEDICAL CLINIC			1	100%	1
UNIVERSITY HOSPITALS OF CLEVELAND			1	100%	1
UNIVERSITY OF MISSOURI HEALTH CARE			1	100%	1
UNITED HEALTHCARE			1	100%	1

COVID-19: testing by laboratory

Data through Jul 31, 2020 verified as of Aug 1, 2020 at 09:25 AM

Data in this report are provisional and subject to change.

The numbers in the table below represent the number for whom test results were received by the Department of Health. A person can be tested by more than one laboratory and can have both positive and negative results. **Therefore, the sum of the numbers in each column will be larger than the total number of people tested.**

Reporting lab	Inconclusive	Negative	Positive	Percent positive	Total
LEESBURG FAMILY MEDICINE		1			1
UTMB PATHOLOGY CLINICAL SERVICES LABORATORY			1	100%	1
ONslow MEMORIAL HOSPITAL LABORATORY		1			1
VIRACOR			1	100%	1
BIOMERIEUX			1	100%	1
SHARP MEMORIAL HOSPITAL MICROBIOLOGY DEPT			1	100%	1
ARKANSAS DEPARTMENT OF HEALTH			1	100%	1
WEST PACIFIC MEDICAL LABORATORY			1	100%	1
SEMINOLE COUNTY HEALTH DEPARTMENT			1	100%	1
QUEST - HOUSTON LAB			1	100%	1
MEDRITE			1	100%	1
HEALTH NETWORK LABORATORIES		1			1
WILLIAM A HINTON STATE LABORATORY INSTITUTE			1	100%	1
WASHINGTON STATE DEPARTMENT OF HEALTH PUBLIC HEALTH LABORATORIES			1	100%	1
WELLINGTON WEST 100176			1	100%	1
SOUTHWEST REGIONAL PCR LABORATORY			1	100%	1
ST VINCENT'S CHILTON		1			1
TPCA CLINICAL LABORATORIES		1			1
REFERENCE LABORATORY			1	100%	1
ALLIANCE LABS @LRMC			1	100%	1
PRISMA HEALTH TUOMEY LABORATORY			1	100%	1
ADVANCED LABORATORY SERVICES			1	100%	1
MIAMI BEACH URGENT CARE			1	100%	1
MIDMICHIGAN MEDICAL CENTER			1	100%	1
TUFTS MEDICAL CENTER			1	100%	1
ST FRANCIS			1	100%	1
HARLEM HOSPITAL CENTER		1			1
HIGHLANDS CLINICAL LABORATORY			1	100%	1
LAB CORP PHOENIX			1	100%	1
UC SAN DIEGO HEALTH			1	100%	1
State Lab Unspecifd			1	100%	1
FLORIDA HOSPITAL KISSIMMEE			1	100%	1
QUEST DIAGNOSTICS-OCALA-SE 3RD		1			1
REGIONAL MEDICAL LABORATORY			1	100%	1
SANFORD SOUTH UNIVERSITY		1			1
THE CHILDREN'S HOSPITAL OF PHILADELPHIA		1			1
VERMONT DEPARTMENT OF HEALTH LABORATORY		1			1
JOHN D. ARCHBOLD MEMORIAL HOSPITAL			1	100%	1
WEST KENDALL HOSPITAL			1	100%	1
WEST VIRGINIA UNIVERSITY HOSPITALS			1	100%	1
REMISE OCCUPATIONAL HEALTH SOLUTIONS INC			1	100%	1
CBC LAB			1	100%	1
LABCORP-PORT ST.LUCIE		1			1
LAKE MARY KIDS CENTRA CARE			1	100%	1
LATE HOURS URGENT CARE			1	100%	1
UNITED CLINICAL LABORATORIES			1	100%	1
PALM SPRINGS GENERAL HOSPITAL			1	100%	1

COVID-19: testing by laboratory

Data through Jul 31, 2020 verified as of Aug 1, 2020 at 09:25 AM

Data in this report are provisional and subject to change.

The numbers in the table below represent the number for whom test results were received by the Department of Health. A person can be tested by more than one laboratory and can have both positive and negative results. **Therefore, the sum of the numbers in each column will be larger than the total number of people tested.**

Reporting lab	Inconclusive	Negative	Positive	Percent positive	Total
PEDIATRIC ASSOCIATES - JACKSONVILLE			1	100%	1
PHELPS HOSPITAL LABORATORY		1			1
MAGNOLIA ADULT, LLC			1	100%	1
URGENT CARE WEST CLINIC			1	100%	1
MARCO ISLAND HOSPITAL INC D/B/A			1	100%	1
DSI LABORATORIES-NAPLES-7TH			1	100%	1
NOT GIVEN			1	100%	1
EDGAR PRICE FAMILY & CHILDREN HEALTHCARE CENTER			1	100%	1
CGH MEDICAL CENTER			1	100%	1
TIEHH BIOTERRORISM RESPONSE LAB			1	100%	1
TRUMAN MEDICAL CENTER - HOSPITAL HILL			1	100%	1
TEXAS DEPARTMENT OF STATE HEALTH SERVICES			1	100%	1
THE HEART HOSPITAL BAYLOR PLANO			1	100%	1
VA HOSPITAL			1	100%	1
WILMINGTON VA MEDICAL CENTER			1	100%	1
SONIC REFERENCE LABORATORY			1	100%	1
BARDMOOR LABORATORY			1	100%	1
SMITH KLINE			1	100%	1
SENTARA NORFOLK GENERAL HOSPITAL CENTRAL LAB			1	100%	1
SOUTHWEST FLORIDA DIVISION LAB			1	100%	1
MISSOURI DEPARTMENT OF HEALTH AND SENIOR SERVICES - STATE PH LAB		1			1
SANFORD REGIONAL HOSPITAL WORTHINGTON		1			1
VITAE DIAGNOSTICS			1	100%	1
VALLEY HOSPITAL MEDICAL CENTER		1			1
OHIO STATE UNIVERSITY MEDICAL CENTER			1	100%	1
NORTHWESTERN MEMORIAL HOSPITAL			1	100%	1
UT MEMPHIS UNIVERSITY HEALTH SERVICES			1	100%	1
VIDANT MEDICAL CENTER			1	100%	1
Viracor Eurofins			1	100%	1
BROOKSVILLE REGIONAL HOSPITAL			1	100%	1
ONEIDA HEALTHCARE CENTER		1			1
SPRING HILL REGIONAL HOSPITAL			1	100%	1
MARINA DEL REY HOSPITAL LAB			1	100%	1
SUNY UPSTATE MEDICAL UNIVERSITY			1	100%	1
MARYLAND DEPARTMENT OF HEALTH AND MENTAL HYGIENE			1	100%	1
UAB			1	100%	1
KANSAS DEPARTMENT OF HEALTH			1	100%	1
VA GREATER LOS ANGELES HEALTH CARE SYSTEM			1	100%	1
SEA LEVEL LABS			1	100%	1
UNIVERSITY LAB			1	100%	1
TIMPANOGOS REGIONAL HOSPITAL			1	100%	1
AFFILIATED LABORATORIES INC			1	100%	1
STANLY REGIONAL MEDICAL CENTER			1	100%	1
ALLIANCE LABORATORY SERVICES			1	100%	1
MEMORIAL HEALTH UNIVERSITY MEDICAL CENTER			1	100%	1
ADVENTIST HINSDALE HOSPITAL LABORATORY			1	100%	1
MD NOW URGENT CARE CENTER INC.			1	100%	1

COVID-19: testing by laboratory

Data through Jul 31, 2020 verified as of Aug 1, 2020 at 09:25 AM

Data in this report are provisional and subject to change.

The numbers in the table below represent the number for whom test results were received by the Department of Health. A person can be tested by more than one laboratory and can have both positive and negative results. **Therefore, the sum of the numbers in each column will be larger than the total number of people tested.**

Reporting lab	Inconclusive	Negative	Positive	Percent positive	Total
TAMIAMI LAB MILLENIUM			1	100%	1
TAMPA		1			1
UW HOSPITAL AND CLINICS			1	100%	1
BEAUFORT MEMORIAL			1	100%	1
SCRIPPS CLINIC MEDICAL			1	100%	1
BASCOM PALMER-MICRO LAB			1	100%	1
UNKNOWN - MI			1	100%	1
DALLAS MEDICAL CENTER			1	100%	1
ST. LUCIE COUNTY HEALTH DEPARTMENT		1			1
BEAUMONT HOSPITAL, GROSSE POINTE			1	100%	1
DOCTOR'S WALK-IN CLINIC / QUEST DIAGNOSTICS			1	100%	1
BAPTIST HEALTH MEDICAL CENTER			1	100%	1
KENTUCKY CABINET FOR HEALTH AND FAMILY SERVICES			1	100%	1
JEFFERSON COUNTY HEALTH DEPARTMENT-MONTICELLO		1			1
LABCORP HOUSTON			1	100%	1
KETTERING MEDICAL CENTER			1	100%	1
YORK HOSPITAL - LABORATORY			1	100%	1
HANCOCK REGIONAL HOSPITAL		1			1
SACRED HEART MEDICAL GROUP			1	100%	1
WOLFSON (USE BAPTIST)			1	100%	1
ADVANCED URGENT CARE OF MARATHON			1	100%	1
ADVANCED MEDICAL LABORATORIES (AML)			1	100%	1
ELMHURST MEMORIAL HOSPITAL			1	100%	1
DOCTORS CLINICAL LABORATORY, INC			1	100%	1
AIM LABORATORIES			1	100%	1
ACL LABORATORIES INDUSTRIAL TOXICOLOGY			1	100%	1
SMITH NORTHVIEW HOSPITAL LAB			1	100%	1
UCLA HEALTHCARE CLINICAL LABS			1	100%	1
LabCorp L#09258090 M#09258105			1	100%	1
JOHNS HOPKINS MEDICAL LABS			1	100%	1
BAYONET POINT HOSPITAL LAB			1	100%	1
TANNER MEDICAL CENTER EAST AL		1			1
SUNY AT STONY BROOK			1	100%	1
ST. LUKE'S HOSPITAL - BETHLEHEM CAMPUS		1			1
TRINITAS REGIONAL MEDICAL CENTER			1	100%	1
CHARLOTTE CHD PORT CHARLOTTE		1			1
DERMDX, DIV OF AURORA DIAGNOSTICS/BERNHARDT LAB		1			1
BIODORON LABORATORIES			1	100%	1
CHATSWORTH ASSISTED LIVING COMMUNITY AT PGA NATIONAL			1	100%	1
COMMONWEALTH OF MASSACHUSETTS			1	100%	1
GENETIC ASSAYS INC			1	100%	1
FLORIDA DEPARTMENT OF HEALTH IN MIAMI DADE COUNTY			1	100%	1
ILLINOIS DEPT OF PUBLIC HEALTH LABS			1	100%	1
HARTFORD HOSPITAL ANCILLARY LAB		1			1
APS-SUMMIT CARE PHARMACY, LLC DBA OMNICARE		1			1
DUKE HEALTH REGIONAL HOSPITAL			1	100%	1
NAVAL HOSPITAL OF JACKSONVILLE			1	100%	1

COVID-19: testing by laboratory

Data through Jul 31, 2020 verified as of Aug 1, 2020 at 09:25 AM

Data in this report are provisional and subject to change.

The numbers in the table below represent the number for whom test results were received by the Department of Health. A person can be tested by more than one laboratory and can have both positive and negative results. **Therefore, the sum of the numbers in each column will be larger than the total number of people tested.**

Reporting lab	Inconclusive	Negative	Positive	Percent positive	Total
NEBRASKA MEDICAL CENTER			1	100%	1
FALMOUTH BY THE SEA			1	100%	1
ACCESSLAB		1			1
LABCORP LAFAYETTE		1			1
LABCORP SOUTH CHARLESTON			1	100%	1
LABCORP - HOLLYWOOD			1	100%	1
ORMC-ARDEN/EOI			1	100%	1
LABCORP - DAYTONA BEACH			1	100%	1
JOHNS HOPKINS MEDICAL LABORATORIES			1	100%	1
JOHN HOPKINS MEDICAL LABORATORIES		1			1
LEGACY LABORATORY SERVICES			1	100%	1
ACCESS HEALTH CARE			1	100%	1
HELIX DIAGNOSTICS			1	100%	1
AMD			1	100%	1
BERKSHIRE MEDICAL CENTER			1	100%	1
HAWAII DEPARTMENT OF HEALTH LAB			1	100%	1
OHIO DEPARTMENT OF HEALTH			1	100%	1
PARKWAY REGIONAL MEDICAL CENTER LAB			1	100%	1
LABCORP - LADY LAKE			1	100%	1
PALM BEACH COUNTY HEALTH DEPARTMENT LABORATORY			1	100%	1
JRS LABORATORY			1	100%	1
FHMG-FLORIDA HOSPITAL MEDICAL GROUP			1	100%	1
CENTRA CARE - LAKE NONA			1	100%	1
MINUTECLINIC DIAGNOSTIC OF RHODE ISLAND, LLC #1544		1			1
DHEC - S.C PUBLIC HEALTH LAB			1	100%	1
CLEVELAND CLINIC OHIO LABORATORIES			1	100%	1
CAROMONT HEALTH			1	100%	1
BMC/JACSONVILLE		1			1
FHMG LAKE MARY PEDS			1	100%	1
MID FLORIDA CLINICAL LABORATORY			1	100%	1
ECLRS			1	100%	1
HOLY NAME MEDICAL CENTER		1			1
HARDIN MEMORIAL HOSPITAL - HEARTLAND PATHOLOGY CONSULTANTS			1	100%	1
INTERMOUNTAIN CENTRAL LAB			1	100%	1
HOUSTON HEALTH DEPARTMENT - BUREAU OF LABORATORY SERVICES			1	100%	1
MEDICAL CENTER ENTERPRISE			1	100%	1
FORT SANDERS REGIONAL LABORATORY		1			1
FLORIDA HOSPITAL ALTAMONTE			1	100%	1
MEDONE URGENT CARE			1	100%	1
PRORENATA LABS			1	100%	1
MARION COUNTY HEALTH DEPARTMENT			1	100%	1
INTERMOUNTAIN MEDICAL CENTER			1	100%	1
AFC URGENT CARE			1	100%	1
NEW YORK STATE ELR - ST BARNABAS HOSPITAL		1			1
INDIAN RIVER CLINICAL LABORATORY, INC.		1			1
LABCORP-CRYSTAL RIVER			1	100%	1
LEGACY LABORATORY			1	100%	1

COVID-19: testing by laboratory

Data through Jul 31, 2020 verified as of Aug 1, 2020 at 09:25 AM

Data in this report are provisional and subject to change.

The numbers in the table below represent the number for whom test results were received by the Department of Health. A person can be tested by more than one laboratory and can have both positive and negative results. **Therefore, the sum of the numbers in each column will be larger than the total number of people tested.**

Reporting lab	Inconclusive	Negative	Positive	Percent positive	Total
LINCOLN DIAGNOSTIC LAB		1			1
LAKEWOOD RANCH ER 24/7			1	100%	1
ACCESS HEALTH CARE PHYSICIANS			1	100%	1
CFCH - FROSTPROOF			1	100%	1
SKY RIDGE MEDICAL CENTER - MICRO			1	100%	1
NORTH CAROLINA STATE LABORATORY OF PUBLIC HEALTH, SPECTRUM LAB NETWORK			1	100%	1
LOYOLA UNIVERSITY MEDICAL CENTER LABORATORY			1	100%	1
NORTH RIVER FAMILY HEALTH CENTER			1	100%	1
SPECTOR SCIENTIFIC LAB			1	100%	1
CALIFORNIA PUBLIC HEALTH LABORATORY			1	100%	1
CELEBRATION HOSPITAL			1	100%	1
SOUTHEAST GEORGIA HEALTH SYSTEM			1	100%	1
MEDICAL ARTS LABORATORY			1	100%	1
MONTANA DEPARTMENT OF PUBLIC HEALTH & HUMAN SERVICES			1	100%	1
MINUTECLINIC DIAGNOSTIC OF TEXAS, LLC		1			1
DEPARTMENT OF HEALTH AND HUMAN SERVICES DIVISION OF BEHAVIORAL HEALTH		1			1
Mt Sinai Aventura			1	100%	1
RIVIERA BEACH HEALTH CENTER LAB			1	100%	1
NEW YORK CITY DEPARTMENT OF HEALTH			1	100%	1
NEW YORK STATE ELR - ERIE COUNTY PUBLIC HEALTH CLINICAL		1			1
ROBERT WOOD JOHNSON HOSPITAL			1	100%	1
NEIGHBORHOOD MEDICAL CENTER		1			1
CITRUS PARK			1	100%	1
CATHOLIC HEALTH SYSTEM DEPT LABORATORY		1			1
SCIENCE CARE			1	100%	1
CONEY ISLAND HOSPITAL		1			1
LABCORP - ORLANDO		1			1
RIVERVIEW REGIONAL MEDICAL CENTER		1			1
BLOOD SYSTEMS LABORATORIES			1	100%	1
BLOUNT MEMORIAL HOSPITAL		1			1
LABCORP KANSAS CITY			1	100%	1
DELAWARE DIAGNOSTICS LABS			1	100%	1
FLORIDA HOSPITAL LAB			1	100%	1
VA OUT PATIENT CENTER			1	100%	1
EXPRESS GENE MOLECULAR DIAGNOSTICS LABORATORY			1	100%	1
GIFFORD MEMORIAL HOSPITAL		1			1
SHANDS AT LAKE SHORE LAB			1	100%	1
WEST			1	100%	1
FLORIDA CLINICAL LABORATORY - BIOREFERENCE LABORATORIES			1	100%	1
FLORIDA DEPARTMENT OF HEALTH PALM BEACH COUNTY			1	100%	1
WARD MEMORIAL HOSPITAL		1			1
BAYCARE ALLIANT HOSPITAL			1	100%	1
HEALTH ALLIANCE			1	100%	1
BAYCARE OUTREACH LAB			1	100%	1
MINUTECLINIC DIAGNOSTIC			1	100%	1
MONTEFIORE NYACK HOSPITAL AFFILIATED LABORATORY		1			1
NEW YORK STATE ELR - MERCY MEDICAL CENTER		1			1

COVID-19: testing by laboratory

Data through Jul 31, 2020 verified as of Aug 1, 2020 at 09:25 AM

Data in this report are provisional and subject to change.

The numbers in the table below represent the number for whom test results were received by the Department of Health. A person can be tested by more than one laboratory and can have both positive and negative results. **Therefore, the sum of the numbers in each column will be larger than the total number of people tested.**

Reporting lab	Inconclusive	Negative	Positive	Percent positive	Total
PRIMARY CARE OF THE TREASURE COAST			1	100%	1
MUNSON MEDICAL CENTER			1	100%	1
PROGENESIS INC			1	100%	1
GRAND VIEW HOSPITAL			1	100%	1
QUEST ELR		1			1
BEEBE MEDICAL CENTER LABORATORY		1			1
LAKEVIEW REGIONAL HOSPITAL			1	100%	1
GENETRAIT LABORATORIES			1	100%	1
MEDICAL CLINIC OF HOUSTON			1	100%	1
MEMORIAL HERMANN CONSOLIDATED LABORATORY SERVICES			1	100%	1
BAYLOR COLLEGE OF MEDICINE			1	100%	1
BAYLOR ESOTERIC AND MOLECULAR LAB			1	100%	1
MEDSTAR HARBOR HOSPITAL			1	100%	1
Total	20,644	4,166,771	605,946	13%	4,793,361