

# COVID-19: summary of persons being monitored, persons tested, and cases

Data through Aug 9, 2020 verified as of Aug 10, 2020 at 09:25 AM

Data in this report are provisional and subject to change.

Monitored persons: people the Florida Department of Health was notified of for possible monitoring because they are a contact of a case, traveled from China, or were identified by the Centers for Disease Control and Prevention (CDC) as a part of a airline/ship contact investigation	
Total reports	163,416
Total persons of high, medium, or unknown risk	159,744
High/medium/unknown risk still being monitored	13,968

Persons tested: includes PCR and antigen test results received by the Department of Health from the state public health laboratory (BPHL), as well as commercial and hospital laboratories	
Total tested	4,020,073
Positive	536,961
Negative	3,476,896
Inconclusive	6,216
Awaiting testing	3,362

Cases: people with positive PCR or antigen test result	
Total cases	536,961
Florida residents	531,217
Non-Florida residents	5,744
Type of testing	
Florida residents	531,217
Positive by BPHL/CDC	18,446
Positive by commercial/hospital lab	512,771
Non-Florida residents	5,744
Positive by BPHL/CDC	211
Positive by commercial/hospital lab	5,533
Characteristics	
Florida residents hospitalized	30,785
Florida resident deaths	8,277
Change in deaths since previous report	+91
Non-Florida resident deaths	131
Hospitalized counts include anyone who was hospitalized at some point during their illness. It does not reflect the number of people currently hospitalized.	
More information on deaths identified through death certificate data is available on the National Center for Health Statistics website at <a href="http://www.cdc.gov/nchs/nvss/vsrr/COVID19/index.htm">www.cdc.gov/nchs/nvss/vsrr/COVID19/index.htm</a> .	
Risk factors for Florida residents	
Traveled	4,018
Contact with a known case	156,789
Traveled and contact with a known case	4,120
Neither	366,290
No travel and no contact	57,159
Travel is unknown	243,851
Contact is unknown	106,427
Contact is pending	190,187
Travel can be unknown and contact can be unknown or pending for the same case, these numbers will sum to more than the "neither" total.	

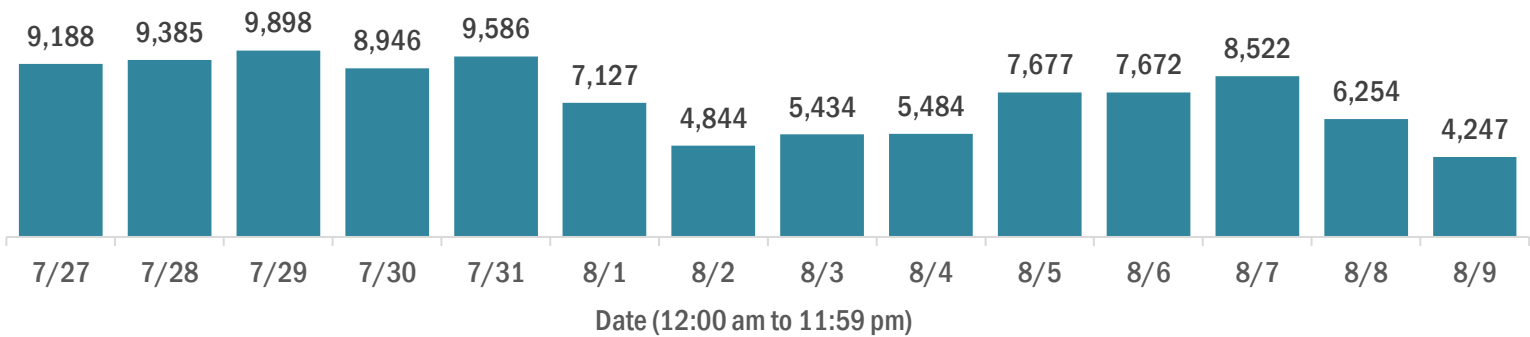
# COVID-19: cases and laboratory testing over time

Data through Aug 9, 2020 verified as of Aug 10, 2020 at 09:25 AM

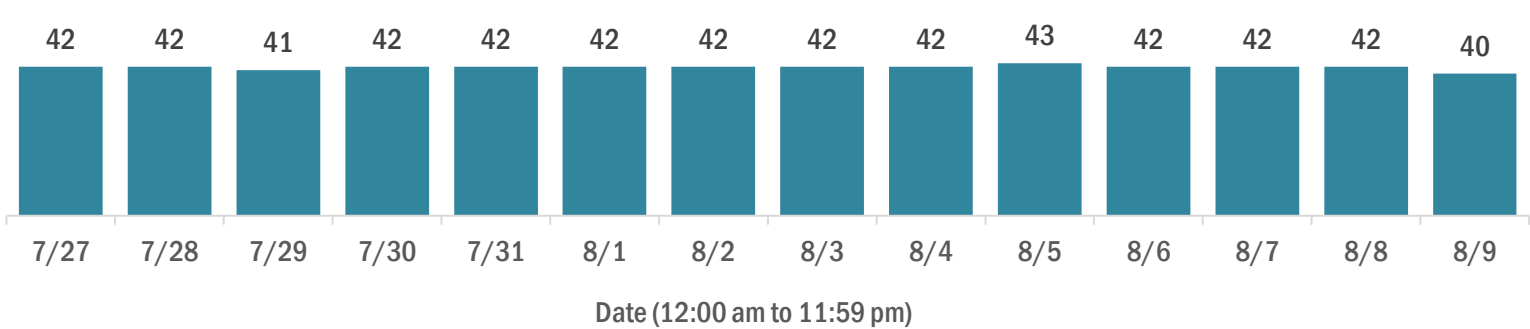
Data in this report are provisional and subject to change.

## Cases in Florida residents per day for the past 2 weeks

### Number of cases per day



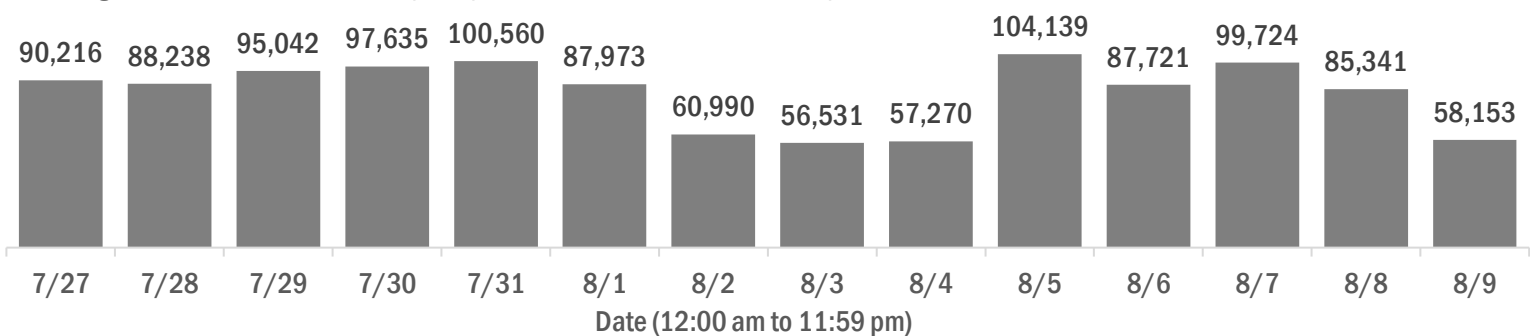
### Median age of cases by day



## Laboratory testing for Florida residents and non-Florida residents over the past 2 weeks

### Number of people tested per day

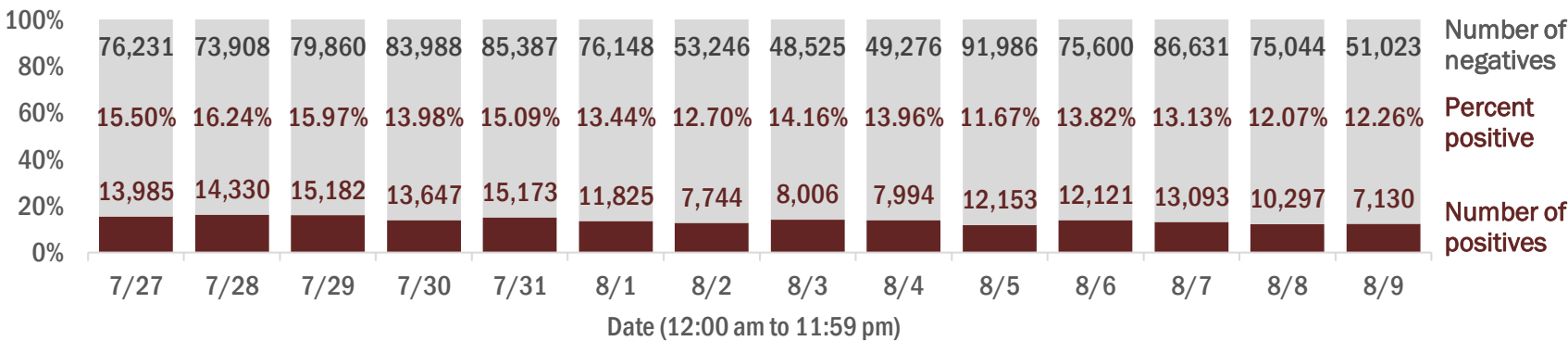
These counts include the number of people for whom the department received PCR or antigen laboratory results by day. People tested on multiple days will be included for each day a new result was received. A person is only counted once for each day they are tested, regardless of whether multiple specimens are tested or multiple results are received.



### Number and percent of positive labs

The percent of positive results ranged from 11.67% to 16.24% over the past 2 weeks and was 12.26% yesterday.

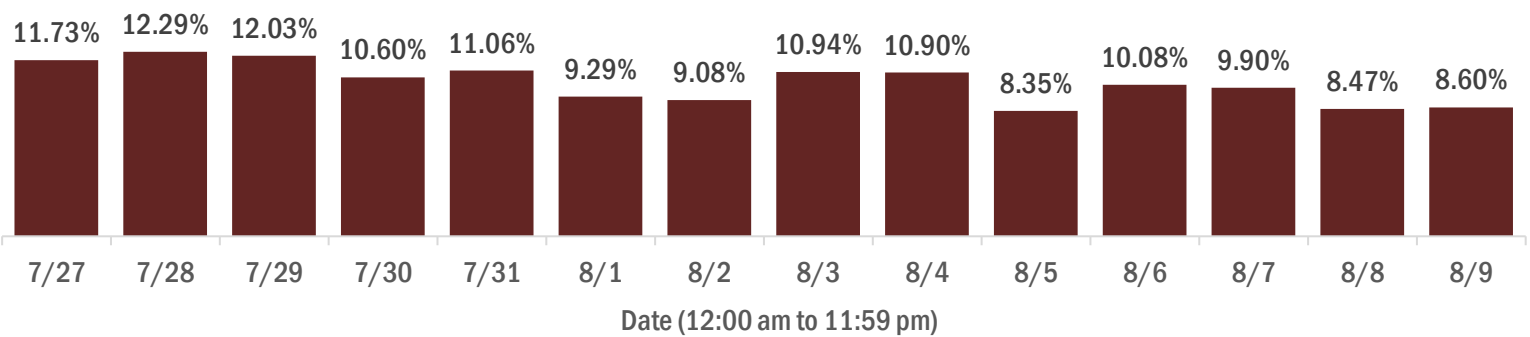
These counts include the number of people for whom the department received PCR or antigen laboratory results by day. People tested on multiple days will be included for each day a new result was received. A person is only counted once for each day they are tested, regardless of whether multiple specimens are tested or multiple results are received. If a person has a positive specimen and a negative specimen in the same day, only the positive result is counted.



### Percent positivity for new cases

The percent of positive results ranged from 8.35% to 12.29% over the past 2 weeks and was 8.60% yesterday.

This percent is the number of people who test PCR- or antigen-positive for the first time divided by all the people tested that day, excluding people who have previously tested positive.



# COVID-19: characteristics of 531,217 Florida resident cases

Data through Aug 9, 2020 verified as of Aug 10, 2020 at 09:25 AM

Data in this report are provisional and subject to change.

Age group	Cases		Hospitalizations		Deaths	
0-4 years	8,954	2%	189	1%	0	0%
5-14 years	21,068	4%	157	1%	3	0%
15-24 years	80,157	15%	777	3%	21	0%
25-34 years	102,310	19%	1,838	6%	56	1%
35-44 years	87,756	17%	2,744	9%	176	2%
45-54 years	85,121	16%	4,026	13%	357	4%
55-64 years	68,914	13%	5,442	18%	859	10%
65-74 years	39,740	7%	5,972	19%	1,689	20%
75-84 years	22,689	4%	5,527	18%	2,381	29%
85+ years	13,174	2%	4,110	13%	2,735	33%
Unknown	1,334	0%	3	0%	0	0%
Total	531,217		30,785		8,277	

Gender	Cases	
Female	271,358	51%
Male	255,980	48%
Unknown	3,879	1%
Total	531,217	

Ethnicity	Cases		Hospitalizations		Deaths	
Hispanic	142,077	27%	9,616	31%	2,064	25%
Non-Hispanic	185,177	35%	19,135	62%	5,359	65%
Unknown	203,963	38%	2,034	7%	854	10%
Total	531,217		30,785		8,277	

Race and ethnicity	Cases		Hospitalizations		Deaths	
White	209,639	39%	18,374	60%	5,508	67%
Hispanic	92,986	18%	6,874	22%	1,610	19%
Non-Hispanic	97,526	18%	10,767	35%	3,545	43%
Unknown	19,127	4%	733	2%	353	4%
Black	80,277	15%	7,570	25%	1,660	20%
Hispanic	3,668	1%	322	1%	55	1%
Non-Hispanic	66,930	13%	7,003	23%	1,527	18%
Unknown	9,679	2%	245	1%	78	1%
Other race	61,513	12%	3,660	12%	674	8%
Hispanic	30,470	6%	2,166	7%	332	4%
Non-Hispanic	17,325	3%	1,267	4%	257	3%
Unknown	13,718	3%	227	1%	85	1%
Unknown race	179,788	34%	1,181	4%	435	5%
Hispanic	14,953	3%	254	1%	67	1%
Non-Hispanic	3,396	1%	98	0%	30	0%
Unknown	161,439	30%	829	3%	338	4%
Total	531,217		30,785		8,277	

**Hospitalization** counts include anyone who was hospitalized at some point during their illness. It does not reflect the number of people currently hospitalized. **Other race** includes any person with a race of American Indian/Alaskan native, Asian, native Hawaiian/Pacific Islander, or other.

# COVID-19: deaths in Florida residents and staff of long-term care facilities

Data through Aug 9, 2020 verified as of Aug 10, 2020 at 09:25 AM

Data in this report are provisional and subject to change.

For current cases in residents or staff of long-term care facilities, please visit: <https://floridahealthcovid19.gov/>

County Deaths				County Deaths				County Deaths			
Dade	631	<div></div>	18%	Marion	30	<div></div>	1%	Jefferson	4	<div></div>	0%
Palm Beach	377	<div></div>	11%	Suwannee	30	<div></div>	1%	Madison	4	<div></div>	0%
Pinellas	343	<div></div>	10%	Osceola	28	<div></div>	1%	Okeechobee	4	<div></div>	0%
Broward	250	<div></div>	7%	Indian River	27	<div></div>	1%	Baker	3	<div></div>	0%
Hillsborough	189	<div></div>	5%	Hernando	26	<div></div>	1%	Bradford	2	<div></div>	0%
Lee	184	<div></div>	5%	Okaloosa	22	<div></div>	1%	Gilchrist	2	<div></div>	0%
Polk	166	<div></div>	5%	Hendry	19	<div></div>	1%	Hardee	2	<div></div>	0%
Manatee	111	<div></div>	3%	Lake	16	<div></div>	0%	Nassau	2	<div></div>	0%
Brevard	89	<div></div>	3%	St. Johns	12	<div></div>	0%	Desoto	1	<div></div>	0%
Sarasota	88	<div></div>	3%	Washington	12	<div></div>	0%	Flagler	1	<div></div>	0%
Duval	84	<div></div>	2%	Alachua	11	<div></div>	0%	Holmes	1	<div></div>	0%
Seminole	81	<div></div>	2%	Putnam	11	<div></div>	0%	Levy	1	<div></div>	0%
St. Lucie	81	<div></div>	2%	Walton	11	<div></div>	0%	Monroe	1	<div></div>	0%
Volusia	76	<div></div>	2%	Bay	10	<div></div>	0%	Taylor	1	<div></div>	0%
Escambia	66	<div></div>	2%	Leon	10	<div></div>	0%	Total	3,519		
Pasco	65	<div></div>	2%	Citrus	9	<div></div>	0%				
Collier	60	<div></div>	2%	Sumter	9	<div></div>	0%				
Martin	56	<div></div>	2%	Gadsden	8	<div></div>	0%				
Charlotte	53	<div></div>	2%	Santa Rosa	7	<div></div>	0%				
Orange	52	<div></div>	1%	Calhoun	6	<div></div>	0%				
Jackson	33	<div></div>	1%	Columbia	5	<div></div>	0%				
Clay	31	<div></div>	1%	Highlands	5	<div></div>	0%				

**Note:** cases are summarized by the county of usual residence. Residents and staff may be cases associated with facilities that are not in their county of usual residence, resulting in cases being included below for counties that do not have facilities with known cases.

# COVID-19: characteristics of 536,961 cases

Data through Aug 9, 2020 verified as of Aug 10, 2020 at 09:25 AM

Data in this report are provisional and subject to change.

Tables below include cases in Florida residents and non-Florida residents.

All 67 Florida counties have cases:

County	FL resident cases		Non-FL resident cases	Total cases	FL resident deaths	FL death rate
Dade	132,714	<div></div> 25%	909	133,623	1,874	1.4%
Broward	62,372	<div></div> 12%	526	62,898	821	1.3%
Palm Beach	36,944	<div></div> 7%	353	37,297	936	2.5%
Hillsborough	32,596	<div></div> 6%	135	32,731	388	1.2%
Orange	31,450	<div></div> 6%	401	31,851	298	0.9%
Duval	23,290	<div></div> 4%	240	23,530	189	0.8%
Pinellas	17,816	<div></div> 3%	125	17,941	500	2.8%
Lee	16,347	<div></div> 3%	285	16,632	334	2.0%
Polk	14,429	<div></div> 3%	46	14,475	314	2.2%
Collier	10,307	<div></div> 2%	141	10,448	136	1.3%
Osceola	9,687	<div></div> 2%	82	9,769	104	1.1%
Escambia	8,742	<div></div> 2%	890	9,632	120	1.4%
Manatee	9,245	<div></div> 2%	95	9,340	227	2.5%
Volusia	7,904	<div></div> 1%	56	7,960	135	1.7%
Seminole	7,126	<div></div> 1%	26	7,152	119	1.7%
Pasco	7,076	<div></div> 1%	38	7,114	129	1.8%
Marion	6,559	<div></div> 1%	14	6,573	89	1.4%
Sarasota	6,204	<div></div> 1%	52	6,256	147	2.4%
Brevard	6,078	<div></div> 1%	21	6,099	151	2.5%
St. Lucie	5,802	<div></div> 1%	22	5,824	166	2.9%
Lake	5,147	<div></div> 1%	30	5,177	68	1.3%
Leon	4,902	<div></div> 1%	104	5,006	25	0.5%
Bay	4,379	<div></div> 1%	68	4,447	51	1.2%
Alachua	4,113	<div></div> 1%	58	4,171	26	0.6%
Santa Rosa	3,932	<div></div> 1%	31	3,963	38	1.0%
Martin	3,813	<div></div> 1%	25	3,838	94	2.5%
St. Johns	3,618	<div></div> 1%	42	3,660	36	1.0%
Okaloosa	3,511	<div></div> 1%	30	3,541	41	1.2%
Clay	3,290	<div></div> 1%	8	3,298	51	1.6%
Columbia	2,881	<div></div> 1%	12	2,893	15	0.5%
Indian River	2,528	<div></div> 0%	15	2,543	56	2.2%
Charlotte	2,250	<div></div> 0%	7	2,257	91	4.0%
Hernando	2,014	<div></div> 0%	14	2,028	48	2.4%
Gadsden	1,895	<div></div> 0%	8	1,903	21	1.1%
Jackson	1,882	<div></div> 0%	15	1,897	38	2.0%

County	FL resident cases		Non-FL resident cases	Total cases	FL resident deaths	FL death rate
Hendry	1,782	0%	1	1,783	38	2.1%
Citrus	1,544	0%	4	1,548	36	2.3%
Monroe	1,505	0%	26	1,531	13	0.9%
Putnam	1,518	0%	1	1,519	27	1.8%
Suwannee	1,454	0%	17	1,471	44	3.0%
Highlands	1,446	0%	3	1,449	37	2.6%
Walton	1,295	0%	119	1,414	15	1.2%
Desoto	1,355	0%	3	1,358	16	1.2%
Sumter	1,299	0%	8	1,307	41	3.2%
Nassau	1,167	0%	72	1,239	11	0.9%
Flagler	1,068	0%	10	1,078	13	1.2%
Okeechobee	1,051	0%	4	1,055	12	1.1%
Hardee	969	0%	7	976	7	0.7%
Taylor	962	0%	3	965	5	0.5%
Baker	932	0%	0	932	4	0.4%
Washington	862	0%	10	872	14	1.6%
Madison	696	0%	12	708	8	1.1%
Wakulla	701	0%	6	707	4	0.6%
Unknown	220	0%	477	697	0	0.0%
Levy	683	0%	4	687	5	0.7%
Gulf	650	0%	9	659	2	0.3%
Hamilton	613	0%	5	618	4	0.7%
Dixie	553	0%	0	553	4	0.7%
Bradford	508	0%	0	508	4	0.8%
Holmes	496	0%	11	507	2	0.4%
Calhoun	475	0%	0	475	7	1.5%
Jefferson	449	0%	6	455	5	1.1%
Franklin	428	0%	2	430	2	0.5%
Glades	405	0%	0	405	3	0.7%
Liberty	400	0%	0	400	6	1.5%
Union	374	0%	0	374	5	1.3%
Gilchrist	366	0%	0	366	5	1.4%
Lafayette	148	0%	0	148	2	1.4%
Total	531,217		5,744	536,961	8,277	1.6%

# COVID-19: characteristics of 531,217 Florida resident cases

Data through Aug 9, 2020 verified as of Aug 10, 2020 at 09:25 AM

Data in this report are provisional and subject to change.

The table below includes the cities and counties of residence for cases in Florida residents based on the patient's ZIP Code.

Note that city is not always received as part of the initial notification and may be missing while the case is being investigated.

City and county	Cases
Miami, Dade	80,564
Orlando, Orange	24,029
Jacksonville, Duval	21,716
Tampa, Hillsborough	19,764
Hialeah, Dade	19,590
Fort Lauderdale, Broward	13,949
Hollywood, Broward	12,125
West Palm Beach, Palm Beach	9,302
Homestead, Dade	8,775
Kissimmee, Osceola	7,831
Naples, Collier	7,483
Saint Petersburg, Pinellas	7,406
Pompano Beach, Broward	7,369
Pensacola, Escambia	7,042
Fort Myers, Lee	6,735
Bradenton, Manatee	6,370
Ocala, Marion	5,215
Lake Worth, Palm Beach	5,141
Boca Raton, Palm Beach	5,045
Tallahassee, Leon	4,782
Sarasota, Sarasota	4,591
Lakeland, Polk	4,482
Miramar, Broward	3,967
Cape Coral, Lee	3,807
Clearwater, Pinellas	3,529
Port Saint Lucie, St. Lucie	3,429
Miami Gardens, Dade	3,421
Miami Beach, Dade	3,414
Gainesville, Alachua	3,345
Lehigh Acres, Lee	3,330
Boynton Beach, Palm Beach	3,301
Winter Haven, Polk	2,887
Panama City, Bay	2,854
Lake City, Columbia	2,757
Coral Springs, Broward	2,726
Delray Beach, Palm Beach	2,532
Opa Locka, Dade	2,292
Davie, Broward	2,235
Milton, Santa Rosa	2,202
Sunrise, Broward	2,197
Doral, Dade	2,155
Brandon, Hillsborough	2,145
Immokalee, Collier	2,140
Fort Pierce, St. Lucie	2,114
Riverview, Hillsborough	2,056
Plant City, Hillsborough	2,021
Apopka, Orange	1,985
Missing, Broward	1,900
Saint Augustine, St. Johns	1,898
Stuart, Martin	1,846
North Miami Beach, Dade	1,841
Largo, Pinellas	1,839
Melbourne, Brevard	1,810
Vero Beach, Indian River	1,773
Deerfield Beach, Broward	1,766
Daytona Beach, Volusia	1,747
Tamarac, Broward	1,739
Sanford, Seminole	1,723
Jupiter, Palm Beach	1,700



# COVID-19: characteristics of 531,217 Florida resident cases

Data through Aug 9, 2020 verified as of Aug 10, 2020 at 09:25 AM

Data in this report are provisional and subject to change.

The table below includes the cities and counties of residence for cases in Florida residents based on the patient's ZIP Code.

Note that city is not always received as part of the initial notification and may be missing while the case is being investigated.

City and county	Cases
Plantation, Broward	1,695
New Port Richey, Pasco	1,610
Orange Park, Clay	1,582
Saint Cloud, Osceola	1,576
Deltona, Volusia	1,485
Lake Worth Beach, Palm Beach	1,436
Margate, Broward	1,404
Palmetto, Manatee	1,365
Clermont, Lake	1,354
Weston, Broward	1,315
Miami Lakes, Dade	1,275
Palm Bay, Brevard	1,271
Fort Walton Beach, Okaloosa	1,269
Deland, Volusia	1,261
North Lauderdale, Broward	1,256
Coconut Creek, Broward	1,210
Palm Beach Gardens, Palm Beach	1,208
Live Oak, Suwannee	1,202
Hallandale, Broward	1,194
Arcadia, Desoto	1,188
Winter Garden, Orange	1,183
Altamonte Springs, Seminole	1,180
Haines City, Polk	1,178
Winter Park, Orange	1,167
Davenport, Polk	1,150
Port Charlotte, Charlotte	1,119
Spring Hill, Hernando	1,104
Oviedo, Seminole	1,102
Ocoee, Orange	1,096
Bonita Springs, Lee	1,087
Coral Gables, Dade	1,084
Royal Palm Beach, Palm Beach	1,063
North Miami, Dade	1,015
Land O Lakes, Pasco	1,001
Palm Harbor, Pinellas	999
Okeechobee, Okeechobee	997
Quincy, Gadsden	994
Oakland Park, Broward	988
Wellington, Palm Beach	986
Wesley Chapel, Pasco	972
Pinellas Park, Pinellas	935
Missing, Dade	932
Clewiston, Hendry	924
Indiantown, Martin	923
Ruskin, Hillsborough	916
Perry, Taylor	885
Lutz, Hillsborough	878
Punta Gorda, Charlotte	878
Valrico, Hillsborough	874
Pembroke Pines, Broward	861
Longwood, Seminole	860
Florida City, Dade	839
Seminole, Pinellas	838
Belle Glade, Palm Beach	837
Missing, Palm Beach	814
Palm Coast, Flagler	787
Leesburg, Lake	780
Century, Escambia	775
Wimauma, Hillsborough	769

# COVID-19: characteristics of 531,217 Florida resident cases

Data through Aug 9, 2020 verified as of Aug 10, 2020 at 09:25 AM

Data in this report are provisional and subject to change.

The table below includes the cities and counties of residence for cases in Florida residents based on the patient's ZIP Code.

Note that city is not always received as part of the initial notification and may be missing while the case is being investigated.

City and county	Cases
Palatka, Putnam	750
Windermere, Orange	730
Casselberry, Seminole	729
Bartow, Polk	721
Key West, Monroe	719
Crestview, Okaloosa	712
Jacksonville Beach, Duval	704
Middleburg, Clay	704
Ormond Beach, Volusia	703
North Port, Sarasota	699
Chipley, Washington	693
Lynn Haven, Bay	692
Graceville, Jackson	690
Cocoa, Brevard	676
Brooksville, Hernando	674
Cantonment, Escambia	668
Kissimmee, Polk	653
Auburndale, Polk	637
Aventura, Dade	635
Lake Mary, Seminole	633
Sebring, Highlands	624
Zephyrhills, Pasco	614
Tavares, Lake	613
Dade City, Pasco	608
North Fort Myers, Lee	597
Hudson, Pasco	597
Crawfordville, Wakulla	596
Labelle, Hendry	583
Port Richey, Pasco	579
Gulf Breeze, Santa Rosa	578
Loxahatchee, Palm Beach	573
Panama City Beach, Bay	565
Winter Springs, Seminole	547
Lake Wales, Polk	543
Port Orange, Volusia	539
Carol City, Dade	534
Tarpon Springs, Pinellas	531
Riviera Beach, Palm Beach	523
Sanderson, Baker	519
Mulberry, Polk	518
Maitland, Orange	517
Seffner, Hillsborough	516
Venice, Sarasota	511
Destin, Okaloosa	497
Cooper City, Broward	494
Orange City, Volusia	492
Marianna, Jackson	492
Saint Johns, St. Johns	489
Sarasota, Manatee	488
Holiday, Pasco	476
Navarre, Santa Rosa	473
Ponte Vedra Beach, St. Johns	471
Avon Park, Highlands	463
South Bay, Palm Beach	458
Santa Rosa Beach, Walton	454
Fernandina Beach, Nassau	454
Missing, Collier	451
Defuniak Springs, Walton	445
Dunedin, Pinellas	438



# COVID-19: characteristics of 531,217 Florida resident cases

Data through Aug 9, 2020 verified as of Aug 10, 2020 at 09:25 AM

Data in this report are provisional and subject to change.

The table below includes the cities and counties of residence for cases in Florida residents based on the patient's ZIP Code.

Note that city is not always received as part of the initial notification and may be missing while the case is being investigated.

City and county	Cases
Eustis, Lake	435
Wauchula, Hardee	435
Merritt Island, Brevard	431
Dania, Broward	428
The Villages, Sumter	428
Green Cove Springs, Clay	427
Titusville, Brevard	423
Jasper, Hamilton	414
Pahokee, Palm Beach	413
Madison, Madison	409
Parrish, Manatee	408
Dover, Hillsborough	405
Starke, Bradford	404
Fleming Island, Clay	403
Monticello, Jefferson	403
Gibsonton, Hillsborough	399
Palm City, Martin	394
South Miami, Dade	390
Lantana, Palm Beach	388
Rockledge, Brevard	386
Niceville, Okaloosa	380
Inverness, Citrus	379
New Smyrna Beach, Volusia	378
Odessa, Hillsborough	376
Bonifay, Holmes	375
Moore Haven, Glades	374
Havana, Gadsden	374
Fellsmere, Indian River	373
Wewahitchka, Gulf	371
Estero, Lee	370
Groveland, Lake	369
Parkland, Broward	364
Pinecrest, Dade	364
Missing, Hillsborough	363
Key Biscayne, Dade	356
Mount Dora, Lake	349
Missing, Duval	345
Cross City, Dixie	344
Lauderdale Lakes, Broward	331
Bristol, Liberty	330
Crescent City, Putnam	330
Carrabelle, Franklin	330
Atlantic Beach, Duval	328
Blountstown, Calhoun	325
Polk City, Polk	321
Debary, Volusia	320
Oldsmar, Pinellas	312
Lauderhill, Broward	311
Pace, Santa Rosa	305
Hobe Sound, Martin	292
Palm Springs, Palm Beach	291
Lithia, Hillsborough	290
North Palm Beach, Palm Beach	289
South Miami Heights, Dade	289
Missing, Orange	289
Sun City Center, Hillsborough	287
Apollo Beach, Hillsborough	281
Lake Butler, Union	279
Missing, Pasco	276

# COVID-19: characteristics of 531,217 Florida resident cases

Data through Aug 9, 2020 verified as of Aug 10, 2020 at 09:25 AM

Data in this report are provisional and subject to change.

The table below includes the cities and counties of residence for cases in Florida residents based on the patient's ZIP Code.

Note that city is not always received as part of the initial notification and may be missing while the case is being investigated.

City and county	Cases
Frostproof, Polk	272
Summerfield, Marion	266
Wilton Manors, Broward	262
Macclenny, Baker	260
Crossings, Dade	258
Missing, Santa Rosa	257
Yulee, Nassau	255
Alachua, Alachua	250
Sebastian, Indian River	248
Missing, St. Lucie	245
Bowling Green, Hardee	243
Fort Meade, Polk	241
Ellenton, Manatee	240
Missing, Polk	238
Missing, Hendry	238
El Portal, Dade	236
Ponte Vedra, St. Johns	233
Missing, St. Johns	233
Bushnell, Sumter	233
Cutler Ridge, Dade	232
Everglades National Park, Dade	226
Bellevue, Marion	225
Safety Harbor, Pinellas	224
Williston, Levy	222
Trenton, Gilchrist	220
Crystal River, Citrus	220
Sneads, Jackson	220
Chattahoochee, Gadsden	218
Biscayne Park, Dade	217
Wildwood, Sumter	213
Lake Placid, Highlands	209
Key Largo, Monroe	200
Port Saint Joe, Gulf	199
Mary Esther, Okaloosa	198
Homosassa, Citrus	198
Chiefland, Levy	196
Palmetto Bay, Dade	196
Dunnellon, Marion	196
Kendall, Dade	195
Jensen Beach, Martin	194
Callahan, Nassau	190
Lady Lake, Lake	185
Shalimar, Okaloosa	181
Missing, Marion	181
Missing, Citrus	180
Newberry, Alachua	180
Missing, Hardee	178
Coconut Grove, Dade	178
Old Town, Dixie	178
Mascotte, Lake	177
Edgewater, Volusia	176
Missing, Volusia	174
Missing, Madison	168
Coral, Dade	168
Jacksonville, St. Johns	165
Missing, Osceola	164
Marathon, Monroe	164
Thonotosassa, Hillsborough	163
Lake Alfred, Polk	161

# COVID-19: characteristics of 531,217 Florida resident cases

Data through Aug 9, 2020 verified as of Aug 10, 2020 at 09:25 AM

Data in this report are provisional and subject to change.

The table below includes the cities and counties of residence for cases in Florida residents based on the patient's ZIP Code.

Note that city is not always received as part of the initial notification and may be missing while the case is being investigated.

City and county	Cases
Freeport, Walton	160
Southwest Ranches, Broward	155
Lecanto, Citrus	154
Missing, Brevard	150
Missing, Hernando	149
Minneola, Lake	148
Uleta, Dade	148
Satellite Beach, Brevard	143
Missing, Desoto	142
Pierson, Volusia	141
Neptune Beach, Duval	137
Myakka City, Manatee	136
Spring Hill, Pasco	136
Citra, Marion	135
Marco Island, Collier	135
Missing, Seminole	134
Cocoa Beach, Brevard	134
Nokomis, Sarasota	134
Missing, Highlands	134
Mayo, Lafayette	133
Sorrento, Lake	131
Midway, Gadsden	131
Bronson, Levy	130
Clearwater Beach, Pinellas	129
Missing, Martin	129
Jennings, Hamilton	128
Hilliard, Nassau	128
Beverly Hills, Citrus	127
Lake Park, Palm Beach	125
West Melbourne, Brevard	124
Medley, Dade	123
Englewood, Charlotte	122
Missing, Indian River	122
Tavernier, Monroe	120
Gulfport, Pinellas	120
Holly Hill, Volusia	119
De Leon Springs, Volusia	118
Missing, Monroe	117
Malone, Jackson	115
Fort White, Columbia	112
Missing, Pinellas	112
Golden Beach, Dade	110
Missing, Unknown	110
Miramar Beach, Walton	110
Missing, Lee	109
Bunnell, Flagler	109
Kenneth City, Pinellas	108
Bell, Gilchrist	107
Molino, Escambia	106
Missing, Nassau	104
Palm Beach, Palm Beach	101
Jay, Santa Rosa	100
Alva, Lee	100
Fruitland Park, Lake	100
Zolfo Springs, Hardee	99
Indialantic, Brevard	98
High Springs, Alachua	98
Umatilla, Lake	98
Englewood, Sarasota	96

# COVID-19: characteristics of 531,217 Florida resident cases

Data through Aug 9, 2020 verified as of Aug 10, 2020 at 09:25 AM

Data in this report are provisional and subject to change.

The table below includes the cities and counties of residence for cases in Florida residents based on the patient's ZIP Code.

Note that city is not always received as part of the initial notification and may be missing while the case is being investigated.

City and county	Cases
Sweetwater, Dade	94
Hernando, Citrus	93
Gretna, Gadsden	92
East Palatka, Putnam	90
Glen Saint Mary, Baker	90
Dunnellon, Citrus	90
Cottondale, Jackson	89
Flagler Beach, Flagler	88
Missing, Okaloosa	87
Missing, Sarasota	87
Tequesta, Palm Beach	87
Missing, Clay	86
Trinity, Pasco	86
Oxford, Sumter	82
Missing, Flagler	81
South Daytona, Volusia	81
Eagle Lake, Polk	80
Montverde, Lake	80
Keystone Heights, Clay	79
Missing, Jackson	79
Gotha, Orange	79
Missing, Gulf	78
Fisher Island, Dade	78
Missing, Leon	78
Reddick, Marion	78
Chuluota, Seminole	78
Rotunda West, Charlotte	77
Archer, Alachua	76
Greenwood, Jackson	76
Silver Springs, Marion	76
Youngstown, Bay	75
Cape Canaveral, Brevard	75
Weeki Wachee, Hernando	73
Missing, Lake	73
Geneva, Seminole	71
Osprey, Sarasota	71
Coleman, Sumter	70
Baker, Okaloosa	70
Mims, Brevard	69
Hawthorne, Alachua	69
Branford, Suwannee	68
Webster, Sumter	68
White Springs, Hamilton	68
Vernon, Washington	68
Lake Panasoffkee, Sumter	68
Altha, Calhoun	67
Hastings, St. Johns	67
Dundee, Polk	67
Interlachen, Putnam	66
Avon Park, Polk	66
Fort Myers Beach, Lee	66
Ocklawaha, Marion	64
Missing, Levy	64
Southport, Bay	64
Melbourne Beach, Brevard	63
Zellwood, Orange	63
West Miami, Dade	62
Satsuma, Putnam	62
Pomona Park, Putnam	62

# COVID-19: characteristics of 531,217 Florida resident cases

Data through Aug 9, 2020 verified as of Aug 10, 2020 at 09:25 AM

Data in this report are provisional and subject to change.

The table below includes the cities and counties of residence for cases in Florida residents based on the patient's ZIP Code.

Note that city is not always received as part of the initial notification and may be missing while the case is being investigated.

City and county	Cases
Ave Maria, Collier	62
Missing, Baker	62
Missing, Manatee	62
O Brien, Suwannee	62
Missing, Washington	61
Missing, Wakulla	60
Oakland, Orange	59
Greenville, Madison	58
Missing, Escambia	58
Missing, Gadsden	57
South Pasadena, Pinellas	57
Apalachicola, Franklin	57
Raiford, Union	56
Indian Rocks Beach, Pinellas	56
Belle Isle, Orange	55
Islamorada, Monroe	54
Floral City, Citrus	53
Grand Island, Lake	53
Missing, Calhoun	52
San Antonio, Pasco	51
Missing, Okeechobee	51
Mcdavid, Escambia	50
Lakewood Ranch, Manatee	50
Bal Harbour, Dade	49
Seville, Volusia	49
Surfside, Dade	49
Greenacres, Palm Beach	47
Missing, Sumter	47
Lawtey, Bradford	47
Viera, Brevard	47
Missing, Walton	47
Indian Harbour Beach, Brevard	47
Fountain, Bay	46
Grand Ridge, Jackson	46
Lee, Madison	45
Missing, Holmes	43
Atlantis, Palm Beach	43
Elkton, St. Johns	43
Poinciana, Polk	42
Mcalpin, Suwannee	42
Wellborn, Suwannee	40
Stock Island, Monroe	40
Lake Hamilton, Polk	40
Alford, Jackson	40
Sanibel, Lee	39
Melrose, Putnam	38
Westville, Holmes	38
Morrison, Levy	38
Citrus Springs, Citrus	38
Astatula, Lake	36
Celebration, Osceola	36
Center Hill, Sumter	36
Micanopy, Alachua	36
Bay Harbor Islands, Dade	36
Ponce De Leon, Holmes	36
Hosford, Liberty	35
Weirsdale, Marion	35
Juno Beach, Palm Beach	35
Missing, Gilchrist	35

# COVID-19: characteristics of 531,217 Florida resident cases

Data through Aug 9, 2020 verified as of Aug 10, 2020 at 09:25 AM

Data in this report are provisional and subject to change.

The table below includes the cities and counties of residence for cases in Florida residents based on the patient's ZIP Code.

Note that city is not always received as part of the initial notification and may be missing while the case is being investigated.

City and county	Cases
Christmas, Orange	35
Missing, Taylor	35
Welaka, Putnam	34
Anthony, Marion	34
Babson Park, Polk	34
Howey-In-The-Hills, Lake	34
Valparaiso, Okaloosa	34
Summerland Key, Monroe	34
Malabar, Brevard	34
Bryceville, Nassau	33
Inlet Beach, Walton	33
Princeton, Dade	32
Lauderdale By The Sea, Broward	32
Lake Helen, Volusia	32
Missing, Liberty	32
Steinhatchee, Taylor	32
Mangonia Park, Palm Beach	32
Laurel Hill, Okaloosa	32
Bokeelia, Lee	32
Belleair, Pinellas	32
Cutler Bay, Dade	32
Missing, Bay	31
Osteen, Volusia	31
Singer Island, Palm Beach	30
Florida State University, Leon	30
San Mateo, Putnam	29
Madeira Beach, Pinellas	29
Missing, Jefferson	28
Greensboro, Gadsden	28
Hallandale Beach, Broward	28
Missing, Bradford	28
Missing, Suwannee	28
Fern Park, Seminole	28
Hypoluxo, Palm Beach	27
Big Pine Key, Monroe	27
Sumterville, Sumter	27
Lady Lake, Sumter	27
Canal Point, Palm Beach	27
Eastpoint, Franklin	26
Unknown, Orange	26
Destin, Walton	26
Yalaha, Lake	25
Naranja, Dade	25
Felda, Hendry	25
Patrick Air Force Base, Brevard	25
Caryville, Washington	25
Missing, Charlotte	24
Astor, Lake	24
Eglin Air Force Base, Okaloosa	24
Bradenton Beach, Manatee	24
The Villages, Lake	24
Missing, Dixie	23
Saint James City, Lee	23
Belleair Beach, Pinellas	23
Ochopee, Collier	23
Florida Dept Of Corrections, Union	22
Odessa, Pasco	22
Haverhill, Palm Beach	22
Sunny Isles Beach, Dade	22



# COVID-19: characteristics of 531,217 Florida resident cases

Data through Aug 9, 2020 verified as of Aug 10, 2020 at 09:25 AM

Data in this report are provisional and subject to change.

The table below includes the cities and counties of residence for cases in Florida residents based on the patient's ZIP Code.

Note that city is not always received as part of the initial notification and may be missing while the case is being investigated.

City and county	Cases
Holt, Okaloosa	22
Grant-Valkaria, Brevard	21
Longboat Key, Manatee	21
Campbellton, Jackson	21
Jupiter, Martin	21
Sopchoppy, Wakulla	20
Clarksville, Calhoun	20
Oak Hill, Volusia	20
Altoona, Lake	20
Kindred, Osceola	19
Temple Terrace, Hillsborough	19
Baldwin, Duval	19
Panacea, Wakulla	19
Hialeah Gardens, Dade	19
Ponce Inlet, Volusia	19
Kissimmee, Orange	18
Fort McCoy, Marion	18
Lamont, Jefferson	18
Edgewood, Orange	18
Miami Springs, Dade	18
Paisley, Lake	18
Crystal Beach, Pinellas	18
Callaway, Bay	18
Placida, Charlotte	18
Georgetown, Putnam	17
Missing, Union	17
Brooker, Bradford	16
Fruit Cove, St. Johns	16
Waverly, Polk	16
Pinetta, Madison	16
Tice, Lee	16
Waldo, Alachua	16
Air Mail Facility, Dade	15
Alafaya, Orange	15
North Bay Village, Dade	15
Miami Shores, Dade	14
Dinsmore, Duval	14
Carrollwood, Hillsborough	14
Ona, Hardee	14
Inglis, Levy	14
Holmes Beach, Manatee	14
Missing, Franklin	14
Village Of Palmetto Bay, Dade	13
West Park, Broward	13
Hollister, Putnam	13
Walnut Hill, Escambia	13
Florahome, Putnam	13
Matlacha, Lee	13
Okahumpka, Lake	13
Tierra Verde, Pinellas	13
Lighthouse Point, Broward	13
Palm Shores, Brevard	12
Winter Park, Seminole	12
Fort Denaud, Hendry	12
Nocatee, Desoto	12
Harmony, Osceola	12
Eaton Park, Polk	12
Bascom, Jackson	12
Terra Ceia, Manatee	12

# COVID-19: characteristics of 531,217 Florida resident cases

Data through Aug 9, 2020 verified as of Aug 10, 2020 at 09:25 AM

Data in this report are provisional and subject to change.

The table below includes the cities and counties of residence for cases in Florida residents based on the patient's ZIP Code.

Note that city is not always received as part of the initial notification and may be missing while the case is being investigated.

City and county	Cases
Santa Fe, Alachua	11
Goulds, Dade	11
Dania Beach, Broward	11
Unknown, Dade	11
Mexico Beach, Bay	11
Sebastian, Brevard	11
Saint Pete Beach, Pinellas	11
Bay Pines, Pinellas	11
Missing, Glades	11
Barefoot Bay, Brevard	11
Intercession City, Osceola	11
North Redington Beach, Pinellas	11
Miami, Unknown	10
Bellview, Escambia	10
Palmdale, Glades	10
Labelle, Glades	10
Hampton, Bradford	10
Bayonet Point, Pasco	10
Balm, Hillsborough	10
Lake Suzy, Desoto	10
Missing, Lafayette	10
Heathrow, Seminole	10
Sun City, Hillsborough	10
Ocean Ridge, Palm Beach	10
Lorida, Highlands	9
Highland City, Polk	9
Treasure Island, Pinellas	9
Kinard, Calhoun	9
Highland Beach, Palm Beach	9
Bagdad, Santa Rosa	9
La Crosse, Alachua	8
Pensacola Beach, Santa Rosa	8
Reunion, Osceola	8
Kathleen, Polk	8
Tyndall Air Force Base, Bay	8
Lutz, Pasco	8
Homosassa Springs, Citrus	8
Orange Lake, Marion	8
Hernando Beach, Hernando	8
Key Colony Beach, Monroe	8
Kenansville, Osceola	8
Dowling Park, Suwannee	8
Missing, Alachua	8
Tioga, Alachua	8
Wahneta, Polk	7
Buena Ventura Lakes, Osceola	7
Cedar Key, Levy	7
Hiawassee, Orange	7
Eloise, Polk	7
Enterprise, Volusia	7
Wabasso, Indian River	7
Gonzalez, Escambia	7
Aloma, Orange	7
Sydney, Hillsborough	7
Bradley, Polk	7
Tangerine, Orange	7
Jacksonville, Unknown	6
Quail Heights, Dade	6
Maitland, Seminole	6

# COVID-19: characteristics of 531,217 Florida resident cases

Data through Aug 9, 2020 verified as of Aug 10, 2020 at 09:25 AM

Data in this report are provisional and subject to change.

The table below includes the cities and counties of residence for cases in Florida residents based on the patient's ZIP Code. Note that city is not always received as part of the initial notification and may be missing while the case is being investigated.

City and county	Cases
Palma Sola, Manatee	6
Paxton, Walton	6
University Of Miami, Dade	6
Missing, Putnam	6
Venus, Highlands	6
Pasadena, Pinellas	6
Goodland, Collier	6
Altamonte Springs, Orange	5
Perrine, Dade	5
Village Of Wellington, Palm Beach	5
West Delray Beach, Palm Beach	5
Nichols, Polk	5
Perdido Key, Escambia	5
Branford, Lafayette	5
Steinhatchee, Dixie	5
Rubonia, Manatee	5
Poinciana, Osceola	5
Centerville, Leon	5
Lacoochee, Pasco	5
Indian Lake Estates, Polk	5
Penney Farms, Clay	5
Murdock, Charlotte	5
Woodville, Leon	5
Long Boat Key, Manatee	5
Missing, Columbia	5
Ebro, Washington	5
Cloud Lake, Palm Beach	5
Long Key, Monroe	5
Sparr, Marion	5
Ponce De Leon, Walton	5
Crystal Springs, Pasco	5
Ferndale, Lake	5
Lowell, Marion	5
Shady Grove, Taylor	5
Mango, Hillsborough	5
North Venice, Sarasota	5
Parker, Bay	4
Pembroke Park, Broward	4
Mayport, Duval	4
Sewalls Point, Martin	4
Hallandle Beach, Broward	4
Hollywood, Dade	4
Buckingham, Lee	4
Boca Grande, Lee	4
Micco, Brevard	4
Fort Lauderdale, Unknown	4
Ridge Manor, Pasco	4
Siesta Key, Sarasota	4
Saint Lucie West, St. Lucie	4
Cudjoe Key, Monroe	4
Homeland, Polk	4
Hialeah, Unknown	4
Trilby, Pasco	4
Bonifay, Washington	4
Davenport, Osceola	4
Lake City, Suwannee	4
Yankeetown, Levy	4
Plymouth, Orange	4
Maxville, Duval	4

# COVID-19: characteristics of 531,217 Florida resident cases

Data through Aug 9, 2020 verified as of Aug 10, 2020 at 09:25 AM

Data in this report are provisional and subject to change.

The table below includes the cities and counties of residence for cases in Florida residents based on the patient's ZIP Code.

Note that city is not always received as part of the initial notification and may be missing while the case is being investigated.

City and county	Cases
Gulf Hammock, Levy	4
Ft Pierce, St. Lucie	4
Pine Castle, Orange	4
Ybor City, Hillsborough	4
PsI, Unknown	4
Tallevast, Manatee	4
Indian Creek Village, Dade	4
Lehigh, Lee	4
Eatonville, Orange	4
South Palm Beach, Palm Beach	4
Oneco, Manatee	4
City Of Sunrise, Broward	4
Miami, Broward	4
Hollywood, Unknown	4
Gulf Stream, Palm Beach	4
Orlando, Osceola	4
Nobleton, Hernando	4
Northdale, Hillsborough	4
Celebration, Orange	4
Durant, Hillsborough	4
Leisure City, Dade	4
Lauderhill, Unknown	3
Port Saint John, Brevard	3
Saint Leo, Pasco	3
West Palm Beach, Unknown	3
Indian River Shores, Indian River	3
International Service Center, Dade	3
Miromar Lakes, Lee	3
Mayport Naval Housing, Duval	3
Braden River, Manatee	3
Fpo, Duval	3
Fanning Springs, Gilchrist	3
Elfers, Pasco	3
Westchase, Hillsborough	3
Vernon, Bay	3
Virginia Gardens, Dade	3
Mount Plymouth, Lake	3
Lakeshore, Polk	3
Miami Gardens, Unknown	3
Pompano Beach, Unknown	3
Saint Marks, Wakulla	3
Ozona, Pinellas	3
Glenwood, Volusia	3
Deerfield Beach, Unknown	3
Lulu, Columbia	3
Milligan, Okaloosa	3
Telogia, Liberty	3
Green Acres, Palm Beach	3
Fort Ogden, Desoto	3
Forest City, Orange	3
Port Salerno, Martin	3
Missing, Hamilton	3
Cottondale, Washington	3
Duette, Manatee	3
East Lake, Marion	3
Bayshore Gardens, Manatee	3
Azalea Park, Orange	3
Anna Maria, Manatee	3
University Park, Manatee	3

# COVID-19: characteristics of 531,217 Florida resident cases

Data through Aug 9, 2020 verified as of Aug 10, 2020 at 09:25 AM

Data in this report are provisional and subject to change.

The table below includes the cities and counties of residence for cases in Florida residents based on the patient's ZIP Code.

Note that city is not always received as part of the initial notification and may be missing while the case is being investigated.

City and county	Cases
Unknown, Broward	3
Orlando, Unknown	3
Captiva, Lee	3
Belleair Bluffs, Pinellas	3
Lynbrook, Broward	3
Little Torch Key, Monroe	3
Lake Monroe, Seminole	3
Laud-By-The-Sea, Broward	3
Indian Shores, Pinellas	3
Lake Como, Putnam	3
Candler, Marion	3
Cortez, Manatee	3
Graceville, Holmes	3
Pine Hills, Orange	3
Oklawaha, Marion	2
Laurel, Sarasota	2
Manalapan, Palm Beach	2
Tampa, Pinellas	2
Sunny Hills, Washington	2
Switzerland, St. Johns	2
White City, Gulf	2
Unknown, Palm Beach	2
Watersound, Walton	2
Grandin, Putnam	2
Inlet Beach, Bay	2
Jacksonville, Clay	2
Jensen Beach, St. Lucie	2
Lockhart, Orange	2
Loxahatchee Groves, Palm Beach	2
Archer, Levy	2
Hallandale Beach, Unknown	2
Hawthorne, Putnam	2
Fairfield, Marion	2
Palm Beach Shores, Palm Beach	2
Ponte Vedra, Duval	2
Port Charlotte, Unknown	2
Port Saint Lucie, Martin	2
The Villages, Marion	2
Valkaria, Brevard	2
West Bradenton, Manatee	2
Trenton, Levy	2
River Ranch, Polk	2
Ramrod Key, Monroe	2
Destin, Unknown	2
Daytona Beach Shores, Volusia	2
Gibsonia, Polk	2
Everglades City, Collier	2
Fort Charlotte, Charlotte	2
Horseshoe Beach, Dixie	2
Lealman, Pinellas	2
Margate, Unknown	2
Madison, Unknown	2
Redington Beach, Pinellas	2
Redington Shores, Pinellas	2
Town N Country, Hillsborough	2
Champions Gate, Polk	2
Chokoloskee, Collier	2
Alturas, Polk	2
Goldenrod, Seminole	2

# COVID-19: characteristics of 531,217 Florida resident cases

Data through Aug 9, 2020 verified as of Aug 10, 2020 at 09:25 AM

Data in this report are provisional and subject to change.

The table below includes the cities and counties of residence for cases in Florida residents based on the patient's ZIP Code.

Note that city is not always received as part of the initial notification and may be missing while the case is being investigated.

City and county	Cases
Lake Harbor, Palm Beach	2
Loughman, Polk	2
Westlake, Palm Beach	2
Scottsmoor, Brevard	2
Orlando, Brevard	2
Miccosukee, Leon	2
Lamont, Taylor	2
Cypress, Jackson	2
Gulf Breeze, Escambia	2
White Springs, Columbia	2
Sugarloaf, Monroe	2
Venice, Manatee	2
Unknown, Seminole	2
Sorrento, Orange	2
San Carlos Park, Lee	2
Shady Hills, Pasco	2
Miramar, Dade	2
Mesa, Unknown	2
Longboat Key, Sarasota	2
Ormond Beach, Flagler	2
Morriston, Marion	2
Earleton, Alachua	2
Clewiston, Palm Beach	2
Bayou George, Bay	2
New Smyrna, Volusia	2
Palma Ceia, Hillsborough	2
Oakland Park, Unknown	2
Wakulla Springs, Wakulla	2
Union Park, Orange	2
Samoset, Manatee	2
Holder, Citrus	2
Sand Lake, Orange	2
Roseland, Indian River	2
Point Washington, Walton	2
Lake Butler, Bradford	2
Miami, Martin	2
Jonesville, Alachua	2
Mcintosh, Marion	2
El Jobean, Charlotte	2
Basinger, Okeechobee	2
Dade City, Hernando	2
Fort Lauderdale, Dade	2
Franklin, Orange	1
Clearwater, Hillsborough	1
Apo, Collier	1
Big Torch Key, Monroe	1
Bonifay, Unknown	1
Arcadia, Unknown	1
Astor, Volusia	1
Austin, Dade	1
Miramar, Unknown	1
Litchfield Park, Unknown	1
Marathon Shores, Monroe	1
Mayport Naval Station, Duval	1
Lake Worth, Unknown	1
Laurel Hill, Walton	1
Haines City, Orange	1
Jena, Taylor	1
Pensacola Naval Hospital, Escambia	1



# COVID-19: characteristics of 531,217 Florida resident cases

Data through Aug 9, 2020 verified as of Aug 10, 2020 at 09:25 AM

Data in this report are provisional and subject to change.

The table below includes the cities and counties of residence for cases in Florida residents based on the patient's ZIP Code.

Note that city is not always received as part of the initial notification and may be missing while the case is being investigated.

City and county	Cases
Port St Luice, Unknown	1
Rices Landing, Dade	1
Seacrest, Bay	1
Stiamk, Dade	1
Sugarloaf Key, Monroe	1
Mount Dora, Orange	1
New Church, Palm Beach	1
New Port Richey, Hillsborough	1
Oviedo, Orange	1
Okeechobee, Highlands	1
Okeechobee, Unknown	1
Orange Park, Duval	1
West Hollywood, Broward	1
Unknown Out Of Area, Palm Beach	1
Unknown, Duval	1
Weston, Unknown	1
Williston, Marion	1
Winter Springs, Orange	1
Indian Rock Beach, Pinellas	1
Hillsboro Beach, Broward	1
Greenville, Taylor	1
Lauderdale Lakes, Unknown	1
Jupiter Inlet, Palm Beach	1
Miamksaohes, Dade	1
Metter, Manatee	1
Miami Dade, Unknown	1
Evinston, Alachua	1
Fellsmere, Brevard	1
Fernandina, Nassau	1
Fwb, Escambia	1
Graham, Bradford	1
Cypress Gardens, Polk	1
Sunrise, Unknown	1
Suwannee, Dixie	1
Syracuse, Unknown	1
Salem, Taylor	1
Sarasota, Unknown	1
Seacrest, Walton	1
Unknown, Manatee	1
St Cloud, Orange	1
Twentynine Palms, Broward	1
Windermere, Unknown	1
Orlando, Manatee	1
Okeechobee, Martin	1
Okeechobi, Unknown	1
Pennsacola, Escambia	1
Pensacola, Dade	1
Pooler, Broward	1
North Lauderdale, Unknown	1
North Miami, Palm Beach	1
North Port, Manatee	1
Xifamk, Dade	1
Babcock Ranch, Charlotte	1
Alva, Escambia	1
Branford, Gilchrist	1
Champions Gate, Osceola	1
Brentwood, Citrus	1
Cape Haze, Charlotte	1
Davie, Unknown	1

# COVID-19: characteristics of 531,217 Florida resident cases

Data through Aug 9, 2020 verified as of Aug 10, 2020 at 09:25 AM

Data in this report are provisional and subject to change.

The table below includes the cities and counties of residence for cases in Florida residents based on the patient's ZIP Code.

Note that city is not always received as part of the initial notification and may be missing while the case is being investigated.

City and county	Cases
Duck Key, Monroe	1
Hialeahgardens, Dade	1
Jacksonville, Nassau	1
Homossa, Orange	1
Hosford, Calhoun	1
Interlachen, Duval	1
Jacksonville Naval Air Station, Duval	1
Jacksonville Naval Hospital, Duval	1
Mount Dora, Seminole	1
North Fort Myers, Charlotte	1
North Laud, Unknown	1
Monroe, Hillsborough	1
Oldsrav, Manatee	1
Lucedale, St. Lucie	1
Sharpes, Brevard	1
Sanford, Orange	1
Sunrtise, Dade	1
Unable To Obtain, Palm Beach	1
University Of Tampa, Hillsborough	1
Unk, Alachua	1
Punta Gorda, Unknown	1
Rivera Beach, Palm Beach	1
Panama City, Unknown	1
Perth Amboy, Hillsborough	1
Unknown, Unknown	1
Watersound, Bay	1
Yeehaw, Okeechobee	1
Unknown, Volusia	1
Tamarac, Dade	1
Westville, Walton	1
Other, Dade	1
Orl, Osceola	1
Northport, Sarasota	1
New Port Richey, Unknown	1
Pass-A-Grille Beach, Pinellas	1
Pensacola Beach, Escambia	1
Pensacola, Unknown	1
Port Saint Lucie, Palm Beach	1
Rocky Point, Hillsborough	1
Rosemary Beach, Walton	1
Saint Johns, Duval	1
Salt Springs, Marion	1
Hallandale, Unknown	1
Hoclywsod, Dade	1
Clarcona, Orange	1
Coconut Ck, Unknown	1
Deerfield, Broward	1
Apollo Beach, Manatee	1
32428, Washington	1
Alpharetta, Broward	1
Lakeland, Unknown	1
Jacksonville, Orange	1
Homeless, Hillsborough	1
Homeless, Monroe	1
Homeless, Pinellas	1
Hutchinson Island, St. Lucie	1
Miamc, Dade	1
Layton, Monroe	1
Lehigh Acers, Lee	1

# COVID-19: characteristics of 531,217 Florida resident cases

Data through Aug 9, 2020 verified as of Aug 10, 2020 at 09:25 AM

Data in this report are provisional and subject to change.

The table below includes the cities and counties of residence for cases in Florida residents based on the patient's ZIP Code.

Note that city is not always received as part of the initial notification and may be missing while the case is being investigated.

City and county	Cases
Los Angeles, Dade	1
Rosemary Beach, Bay	1
Saint Cloud, Orange	1
Saint Petersburg, Dade	1
San Pedro Sula, Dade	1
Port Charlotte Fl, Unknown	1
Palm Bay, Dade	1
Palm Coast, Orange	1
Opa Locka, Unknown	1
Orange, Orange	1
Seminole, Orange	1
Wimauma, Manatee	1
Turmero, Dade	1
Tampa, Dade	1
Miami Granders, Dade	1
Los Angeles, Polk	1
Lanark Village, Franklin	1
Grand Island, Unknown	1
Hialean, Unknown	1
Holt, Unknown	1
999999, Okaloosa	1
Bartow, Unknown	1
Caryville, Holmes	1
Cassadaga, Volusia	1
Bostwick, Putnam	1
Brewton, Escambia	1
Cosselberry, Orange	1
Crestview, Dade	1
Darien, Pasco	1
Fort Myers, Seminole	1
Fwb, Unknown	1
Gastonia, Polk	1
Deltona , Volusia	1
Tampa, Orange	1
University Of Central Fl, Orange	1
Unknown Out Of Area, Duval	1
Valrico, Orange	1
Wewahitchka, Calhoun	1
Winterpark, Unknown	1
South Fort Myers, Lee	1
Longwood, Orange	1
Miamt, Dade	1
Mid Florida, Seminole	1
Olrand, Orange	1
Palm City, Unknown	1
Ocala, Unknown	1
Ocean Breeze, Martin	1
N/A, Duval	1
Nokomis, Palm Beach	1
Live Oak, Columbia	1
Hurlburt Field, Okaloosa	1
Homeless, Dade	1
Ft Pierce, Unknown	1
Garland, Orange	1
Hallandate Ben, Unknown	1
Greenacres, Unknown	1
Eustic, Unknown	1
Everett, Dade	1
Apopka, Unknown	1

# COVID-19: characteristics of 531,217 Florida resident cases

Data through Aug 9, 2020 verified as of Aug 10, 2020 at 09:25 AM

Data in this report are provisional and subject to change.

The table below includes the cities and counties of residence for cases in Florida residents based on the patient's ZIP Code.

Note that city is not always received as part of the initial notification and may be missing while the case is being investigated.

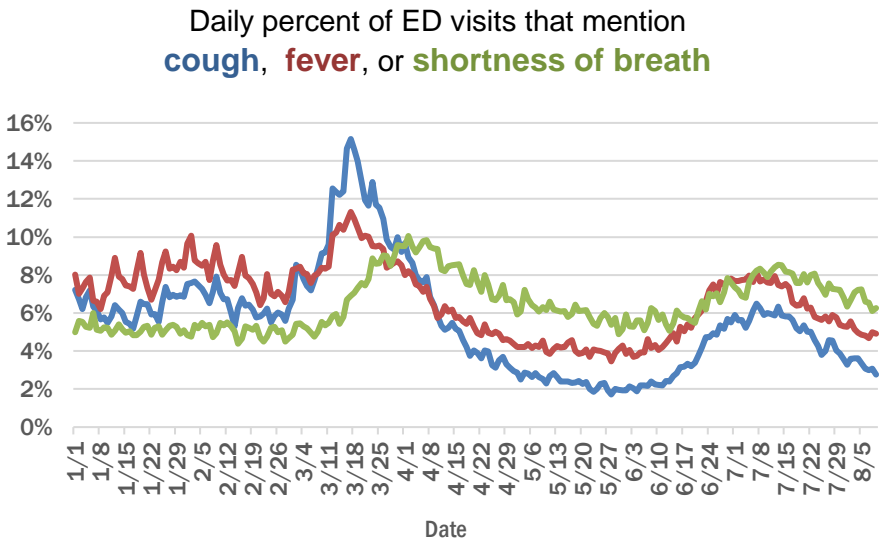
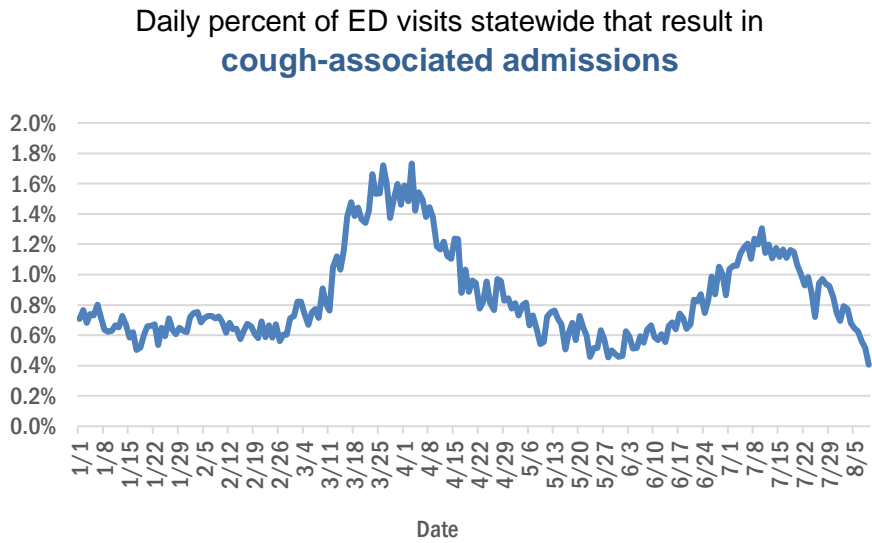
City and county	Cases
Alligator Point, Wakulla	1
Amelia City, Nassau	1
Bonita Springs, Collier	1
Saint Augusaintine Beach, St. Johns	1
Seven Springs, Pasco	1
Tallahassee, Unknown	1
South Miami, Unknown	1
West Villages, Sarasota	1
Wintergarden, Orange	1
Washington, Unknown	1
Unkown, Seminole	1
Pcb, Bay	1
Port Everglades, Broward	1
Newark, Broward	1
Niceville, Walton	1
Mount Pleasant, Gadsden	1
Davenport, Orange	1
Boca Raton, Orange	1
Brooksville, Pasco	1
Apopka, Seminole	1
Middlesburg, Duval	1
Miami, Palm Beach	1
Jupiter, Duval	1
Lake Geneva, Clay	1
Immokalee, Lee	1
Hispanic, St. Lucie	1
Kissimmee, Brevard	1
Fort Pierce, Martin	1
Florence Villa, Polk	1
Estero, Collier	1
Fl, Dade	1
Fellsmele, Brevard	1
Clermont, Orange	1
Clermont, Polk	1
Dade City, Hillsborough	1
Doctors Inlet, Clay	1
Celeste, Broward	1
99, Unknown	1
Bay Lake, Orange	1
Beverly Beach, Flagler	1
Aollywoss, Dade	1
Unknown, Columbia	1
Tarpon Springs, Pasco	1
Tewksbury, Orange	1
Wesley Chapel, Alachua	1
Weston, Dade	1
Tampa Palms, Hillsborough	1
South Daytona Beach, Volusia	1
San Antonio, Unknown	1
Miamf, Dade	1
Olustee, Baker	1
Opalocka, Dade	1
Orlando, Seminole	1
Ocala, Alachua	1
Okeechobee, St. Lucie	1
Pine Ridge, Citrus	1
<b>Total</b>	<b>531,217</b>

# COVID-19: additional surveillance information

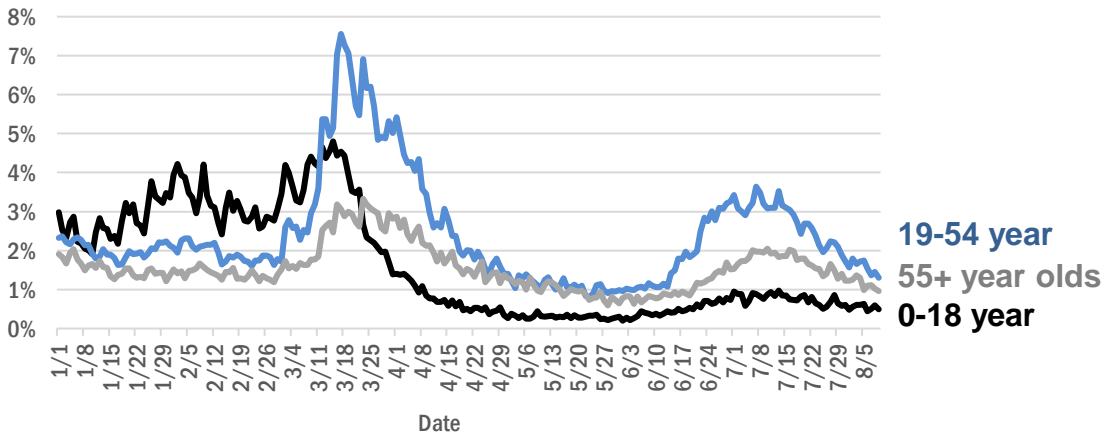
Data through Aug 9, 2020 verified as of Aug 10, 2020 at 09:25 AM

Data in this report are provisional and subject to change.

## Statewide emergency department (ED) chief complaint and admission data



### Daily percent of ED visits statewide that mention cough by age group



The Electronic Surveillance System for the Early Notification of Community-Based Epidemics (ESSENCE-FL) includes chief complaint data from 211 of 212 Florida EDs. Data are transmitted electronically to ESSENCE-FL daily or hourly.

# COVID-19: All persons with tests reported

Data through Aug 9, 2020 verified as of Aug 10, 2020 at 09:25 AM

Data in this report are provisional and subject to change.

The table below includes persons with laboratory results that the Department of Health has received electronically or by mail/fax for Florida residents and non-Florida residents.

County	Awaiting testing	Inconclusive	Negative	Positive	Percent positive	Total tested
Dade	283	1,709	553,581	133,623	19%	688,913
Broward	170	758	374,699	62,898	14%	438,355
Palm Beach	270	584	244,308	37,297	13%	282,189
Orange	443	289	241,344	31,851	12%	273,484
Hillsborough	192	481	211,778	32,731	13%	244,990
Duval	177	218	187,740	23,530	11%	211,488
Pinellas	14	143	155,348	17,941	10%	173,432
Lee	29	54	98,022	16,632	14%	114,708
Polk	54	103	83,357	14,475	15%	97,935
Manatee	8	60	76,166	9,340	11%	85,566
Brevard	13	56	77,999	6,099	7%	84,154
Volusia	67	109	66,226	7,960	11%	74,295
Sarasota	21	50	67,947	6,256	8%	74,253
Escambia	11	45	62,552	9,632	13%	72,229
Alachua	4	23	67,518	4,171	6%	71,712
Seminole	60	65	61,384	7,152	10%	68,601
Pasco	107	50	60,771	7,114	10%	67,935
Lake	81	88	60,093	5,177	8%	65,358
Osceola	114	126	54,446	9,769	15%	64,341
Collier	203	70	52,717	10,448	17%	63,235
Leon	22	115	55,154	5,006	8%	60,275
Marion	233	108	45,983	6,573	12%	52,664
St. Lucie	276	50	37,381	5,824	13%	43,255
St. Johns	43	31	37,335	3,660	9%	41,026
Clay	13	18	31,584	3,298	9%	34,900
Okaloosa	38	45	26,019	3,541	12%	29,605
Santa Rosa	20	37	24,739	3,963	14%	28,739
Indian River	53	13	24,774	2,543	9%	27,330
Bay	10	58	22,447	4,447	16%	26,952
Charlotte	10	33	24,084	2,257	9%	26,374
Martin	49	39	21,881	3,838	15%	25,758
Hernando	3	13	16,998	2,028	11%	19,039
Citrus	36	11	16,925	1,548	8%	18,484
Sumter	23	13	16,525	1,307	7%	17,845
Highlands	8	13	14,629	1,449	9%	16,091
Flagler	6	19	14,067	1,078	7%	15,164
Nassau	31	18	13,756	1,239	8%	15,013
Monroe	65	12	12,198	1,531	11%	13,741
Columbia	3	55	10,674	2,893	21%	13,622
Gadsden	6	40	11,100	1,903	15%	13,043
Putnam	2	13	11,462	1,519	12%	12,994
Jackson	5	14	9,838	1,897	16%	11,749
Walton	1	37	8,363	1,414	14%	9,814
Desoto	5	7	8,216	1,358	14%	9,581
Hendry		17	6,586	1,783	21%	8,386
Suwannee	2	23	6,440	1,471	19%	7,934
Wakulla	3	34	7,125	707	9%	7,866
Union		13	6,565	374	5%	6,952



# COVID-19: All persons with tests reported

Data through Aug 9, 2020 verified as of Aug 10, 2020 at 09:25 AM

Data in this report are provisional and subject to change.

The table below includes persons with laboratory results that the Department of Health has received electronically or by mail/fax for Florida residents and non-Florida residents.

County	Awaiting testing	Inconclusive	Negative	Positive	Percent positive	Total tested
Okeechobee	2	14	5,558	1,055	16%	6,627
Levy	2	10	5,583	687	11%	6,280
Washington	15	21	5,350	872	14%	6,243
Unknown	3	33	5,382	697	11%	6,112
Hardee	1	13	4,923	976	17%	5,912
Baker	23	15	4,739	932	16%	5,686
Taylor	7	27	4,229	965	18%	5,221
Madison	1	10	4,381	708	14%	5,099
Gulf	4	4	4,185	659	14%	4,848
Bradford	1	21	4,022	508	11%	4,551
Holmes	4	7	3,765	507	12%	4,279
Calhoun	1	16	3,566	475	12%	4,057
Hamilton	1	2	3,432	618	15%	4,052
Dixie		10	3,441	553	14%	4,004
Franklin	2	6	3,480	430	11%	3,916
Gilchrist	4	7	3,292	366	10%	3,665
Liberty	1		2,687	400	13%	3,087
Jefferson	2	15	2,523	455	15%	2,993
Glades		2	725	405	36%	1,132
Lafayette	1	3	789	148	16%	940
<b>Total</b>	<b>3,362</b>	<b>6,216</b>	<b>3,476,896</b>	<b>536,961</b>	<b>13%</b>	<b>4,020,073</b>

# COVID-19: testing by laboratory

Data through Aug 9, 2020 verified as of Aug 10, 2020 at 09:25 AM

Data in this report are provisional and subject to change.

The numbers in the table below represent the number for whom test results were received by the Department of Health. A person can be tested by more than one laboratory and can have both positive and negative results. **Therefore, the sum of the numbers in each column will be larger than the total number of people tested.**

Reporting lab	Inconclusive	Negative	Positive	Percent positive	Total
QUEST DIAGNOSTICS - TAMPA	5,544	675,062	98,444	13%	779,050
LABORATORY CORPORATION OF AMERICA	1,097	675,604	98,329	13%	775,030
BIO REFERENCE LABORATORIES, INC	5,118	451,494	89,734	16%	546,346
GENETWORX	662	385,232	32,498	8%	418,392
REALTOX LABS LLC	2,360	205,329	36,720	15%	244,409
CURATIVE_LABS	3,010	198,110	19,868	9%	220,988
NORTHWEST LABORATORY	216	115,674	5,943	5%	121,833
ADVENT HEALTH LAB	112	101,283	14,045	12%	115,440
MEDICAL DIAGNOSTIC LABORATORIES	768	79,716	11,325	12%	91,809
KORVALABS, INC	966	84,054	4,068	5%	89,088
ELABNETWORK	513	70,117	6,500	8%	77,130
BIOCOLLECTIONS WORLDWIDE, INC	298	56,529	9,276	14%	66,103
MAYO CLINIC LABORATORIES	127	59,622	6,325	10%	66,074
MEMORIAL REGIONAL HOSPITAL SOUTH	18	47,105	12,260	21%	59,383
MAKO GENOMICS	2,652	47,074	9,213	16%	58,939
QUEST DIAGNOSTICS NICHOLS INSTITUTE, INC.	204	49,970	6,580	12%	56,754
BAYCARE LABORATORIES LLC	291	49,985	5,285	10%	55,561
BPHL-JACKSONVILLE	13	42,158	7,840	16%	50,011
SACRED HEART HOSPITAL LABORATORY	2	43,055	5,390	11%	48,447
ORLANDO REG MED CENTER CLINICAL LAB	442	41,762	5,488	12%	47,692
DIATHERIX LABORATORIES		38,101	5,487	13%	43,588
TAMPA GENERAL HOSPITAL	4	37,602	2,973	7%	40,579
TESTING MATTERS INC		35,365	4,951	12%	40,316
UF PATHLABS	33	37,960	1,611	4%	39,604
BPHL-MIAMI	209	29,286	6,836	19%	36,331
VIRACOR-EUROFINS LABORATORIES		26,099	8,343	24%	34,442
ARUP LABORATORIES		31,994	2,321	7%	34,315
JACKSON MEMORIAL HOSPITAL CLINICAL LAB	79	26,680	6,569	20%	33,328
BPHL-TAMPA (SPECTRUM BLVD)	45	24,034	4,039	14%	28,118
AIT LABORATORIES		22,975	2,719	11%	25,694
SHANDS AT THE UNIVERSITY OF FLORIDA	141	24,017	1,352	5%	25,510
LAKELAND REGIONAL MEDICAL CENTER	53	19,609	2,324	11%	21,986
ST VINCENT'S MEDICAL CENTER - RIVERSIDE	1	19,355	2,354	11%	21,710
Florida_Hospital	26	17,959	3,055	15%	21,040
SUNPATH MEDICAL DIAGNOSTICS LABORATORY	97	16,377	2,987	15%	19,461
WALGREENS	9	15,538	2,543	14%	18,090
CAPE CORAL HOSPITAL CLINICAL LABORATORY		14,129	2,771	16%	16,900
BROWARD GENERAL MEDICAL CENTER-CLINICAL LAB	2	13,679	1,933	12%	15,614
SHANDS JACKSONVILLE MEDICAL CENTER INC	31	12,354	1,154	9%	13,539
BAPTIST HOSPITAL OF MIAMI CLINICAL LABORATORY	13	10,982	2,425	18%	13,420
BAPTIST MEDICAL CENTER JACKSONVILLE	1	12,459	856	6%	13,316
STATLAB_MOBILE		12,110	1,041	8%	13,151
CLEVELAND CLINIC HOSPITAL LAB	4	11,132	1,137	9%	12,273
FLORIDA HOSPITAL - TAMPA	5	10,924	1,121	9%	12,050
ADVENTHEALTH DAYTONA BEACH	20	10,907	920	8%	11,847
NAPLES COMMUNITY HOSPITAL	24	10,193	1,212	11%	11,429
SARASOTA MEMORIAL HOSPITAL MAIN LAB	12	9,993	936	9%	10,941

# COVID-19: testing by laboratory

Data through Aug 9, 2020 verified as of Aug 10, 2020 at 09:25 AM

Data in this report are provisional and subject to change.

The numbers in the table below represent the number for whom test results were received by the Department of Health. A person can be tested by more than one laboratory and can have both positive and negative results. **Therefore, the sum of the numbers in each column will be larger than the total number of people tested.**

Reporting lab	Inconclusive	Negative	Positive	Percent positive	Total
ST JOSEPHS HOSPITAL LABORATORY	9	9,525	1,333	12%	10,867
APPLIED INGENUITY DIAGNOSTICS LLC		10,186	679	6%	10,865
PALMETTO GENERAL HOSPITAL LAB	3	8,069	2,605	24%	10,677
MOUNT SINAI MEDICAL CENTER	6	8,660	1,089	11%	9,755
MILLENNIUM PHYSICIAN GROUP		7,874	1,619	17%	9,493
INTEGRATED REGIONAL LABORATORIES LLP		7,761	1,468	16%	9,229
UNIVERSITY OF MIAMI HOSPITAL	9	7,296	1,563	18%	8,868
NORTH FLORIDA REGIONAL MEDICAL CENTER		7,951	824	9%	8,775
NICKLAUS CHILDREN'S HOSPITAL	26	6,988	1,737	20%	8,751
JFK MEDICAL CENTER LAB	1	7,255	1,440	17%	8,696
SAINT MARY'S MEDICAL CENTER	10	7,246	1,205	14%	8,461
QUEST NEW ENGLAND	35	7,416	991	12%	8,442
MORTON PLANT HOSPITAL-ADLER INSTITUTE	7	7,753	641	8%	8,401
ECCO LAB GROUP CO	264	5,990	1,915	23%	8,169
LABCORP BURLINGTON (LPP)	3	7,763	353	4%	8,119
BRANDON REGIONAL HOSPITAL		6,809	1,300	16%	8,109
JUPITER MEDICAL CENTER LAB	38	6,958	1,011	13%	8,007
TALLAHASSEE MEMORIAL HOSPITAL	23	7,265	688	9%	7,976
SOUTH MIAMI HOSPITAL LAB	10	6,825	1,082	14%	7,917
WELLINGTON REGIONAL MED CTR LAB	3	6,195	1,048	14%	7,246
FLORIDA HOSPITAL WATERMAN LABORATORY	15	6,542	532	8%	7,089
INDIAN RIVER MEDICAL CENTER LAB		6,615	435	6%	7,050
REAL DIAGNOSTICS	77	6,449	465	7%	6,991
MEMORIAL REGIONAL HOSPITAL CLINICAL LABORATORY	8	6,297	500	7%	6,805
PANCARE OF FLORIDA INC		6,302	393	6%	6,695
LARKIN COMMUNITY HOSPITAL	10	5,465	1,037	16%	6,512
AEGIS SCIENCES CORPORATION	27	5,593	482	8%	6,102
BAPTIST HOSPITAL OF MIAMI MOLECULAR DIAGNOSTICS	54	5,104	777	13%	5,935
HOMESTEAD HOSPITAL CLINICAL LABORATORY	9	4,531	1,346	23%	5,886
DELRAY MEDICAL CENTER	2	5,187	681	12%	5,870
MEMORIAL HOSPITAL JACKSONVILLE	8	4,461	1,194	21%	5,663
ARNOLD PALMER MEDICAL CENTER CLINICAL LAB		5,479	172	3%	5,651
ST ANTHONY'S HOSPITAL LAB	10	4,934	680	12%	5,624
LEESBURG REGIONAL MEDICAL CENTER		4,888	606	11%	5,494
OSCEOLA REGIONAL MEDICAL CENTER	1	4,533	926	17%	5,460
WINTER HAVEN HOSPITAL CLINICAL LABORATORY	1	4,539	879	16%	5,419
AKESOGEN		4,640	745	14%	5,385
WEST KENDALL BAPTIST HOSPITAL LABORATORY	3	4,217	1,136	21%	5,356
MARTIN HOSPITAL SOUTH LAB		4,745	268	5%	5,013
ST JOSEPHS HOSPITAL	7	4,328	667	13%	5,002
GOOD SAMARITAN MEDICAL CENTER LAB	1	4,100	845	17%	4,946
MEASE COUNTRYSIDE LAB	1	4,347	478	10%	4,826
LAWNWOOD REGIONAL MEDICAL CENTER	1	4,005	808	17%	4,814
ORANGE PARK MEDICAL CENTER	7	3,707	1,014	21%	4,728

# COVID-19: testing by laboratory

Data through Aug 9, 2020 verified as of Aug 10, 2020 at 09:25 AM

Data in this report are provisional and subject to change.

The numbers in the table below represent the number for whom test results were received by the Department of Health. A person can be tested by more than one laboratory and can have both positive and negative results. **Therefore, the sum of the numbers in each column will be larger than the total number of people tested.**

Reporting lab	Inconclusive	Negative	Positive	Percent positive	Total
BAPTIST MEDICAL CENTER SOUTH		4,326	353	8%	<b>4,679</b>
LARKIN COMMUNITY HOSPITAL INC DBA CARDIOTROPIC		1,664	2,864	63%	<b>4,528</b>
QUEST DIAGNOSTICS INFECTIOUS DISEASE INC	13	3,277	1,089	25%	<b>4,379</b>
GULF COAST MEDICAL CENTER MICROLAB		3,173	1,167	27%	<b>4,340</b>
HALIFAX MEDICAL CENTER LAB	16	3,656	607	14%	<b>4,279</b>
QUEST DIAGNOSTICS NICHOLS INSTITUTE - SJC (ELR)	14	3,622	598	14%	<b>4,234</b>
FLORIDA HOSPITAL HEARTLAND MED CTR CLINICAL LAB	1	3,785	425	10%	<b>4,211</b>
QUEST DIAGNOSTICS - WEST HILLS	16	3,997	175	4%	<b>4,188</b>
WESTSIDE REGIONAL MED CTR	2	3,313	843	20%	<b>4,158</b>
BAPTIST HOSPITAL LABORATORY	4	3,480	673	16%	<b>4,157</b>
BETHESDA HOSPITAL EAST		3,626	509	12%	<b>4,135</b>
WEST FLORIDA HOSPITAL LAB		3,208	921	22%	<b>4,129</b>
WEST BOCA MEDICAL CENTER LAB		3,613	453	11%	<b>4,066</b>
MANATEE MEMORIAL HOSPITAL		3,609	441	11%	<b>4,050</b>
FLORIDA HOSPITAL WESLEY CHAPEL	1	3,606	350	9%	<b>3,957</b>
CORAL GABLES HOSPITAL CLINICAL LABORATORY		2,943	967	25%	<b>3,910</b>
MERCY HOSPITAL A CAMPUS OF PLANTATION GEN HOSP LAB	1	2,781	1,039	27%	<b>3,821</b>
AVENTURA HOSPITAL LAB		2,809	1,010	26%	<b>3,819</b>
DRS CLACK SPENCER WHITE & MCCORMACK PA D/B/A		3,252	538	14%	<b>3,790</b>
NCH NORTH NAPLES HOSPITAL LAB	2	3,281	502	13%	<b>3,785</b>
MEMORIAL HOSPITAL WEST LABORATORY SERVICES	10	3,374	390	10%	<b>3,774</b>
ABL MEDICAL CARE LLC		3,278	483	13%	<b>3,761</b>
LARGO MEDICAL CENTER		3,241	516	14%	<b>3,757</b>
OAK HILL HOSPITAL		3,304	438	12%	<b>3,742</b>
PALM BEACH GARDENS MEDICAL CTR LAB		3,347	366	10%	<b>3,713</b>
NORTHWEST MEDICAL CENTER	1	2,816	895	24%	<b>3,712</b>
DOCTORS HOSPITAL	2	2,865	790	22%	<b>3,657</b>
RUTGERS CLINICAL GENOMICS LABORATORY	5	3,464	172	5%	<b>3,641</b>
Lee Memorial Hospital		2,951	657	18%	<b>3,608</b>
HEALTH PARK MEDICAL CENTER CLINICAL LAB		2,834	725	20%	<b>3,559</b>
BROWARD HEALTH NORTH CLINICAL LABORATORY		3,038	519	15%	<b>3,557</b>
PALMS WEST HOSPITAL LAB	2	2,773	781	22%	<b>3,556</b>
CORAL SPRINGS MED CTR		3,147	403	11%	<b>3,550</b>
NORTH SHORE MEDICAL CENTER		2,656	781	23%	<b>3,437</b>
FLORIDA HOSPITAL ZEPHYRHILLS		3,155	267	8%	<b>3,422</b>
Capital Regional Medical Ctr		2,715	673	20%	<b>3,388</b>
PATIENTS FIRST LAKE ELLA MEDICAL CENTER PA		2,585	795	24%	<b>3,380</b>
NEW YORK STATE ELR - SUNRISE MEDICAL LABORATORIES		3,288	77	2%	<b>3,365</b>
THE VILLAGES REGIONAL HOSPITAL		3,097	265	8%	<b>3,362</b>
MOFFITT CANCER CENTER	5	3,284	36	1%	<b>3,325</b>
FLORIDA HOSPITAL FLAGLER	2	3,100	217	7%	<b>3,319</b>
CLEVELAND CLINIC MARTIN SOUTH HOSPITAL		3,009	305	9%	<b>3,314</b>
FLORIDA MEDICAL CENTER - A CAMPUS OF NORTH SHORE	2	2,710	542	17%	<b>3,254</b>
BLAKE MEDICAL CENTER		2,621	632	19%	<b>3,253</b>
FLORIDA HOSPITAL DELAND	3	2,630	557	17%	<b>3,190</b>



# COVID-19: testing by laboratory

Data through Aug 9, 2020 verified as of Aug 10, 2020 at 09:25 AM

Data in this report are provisional and subject to change.

The numbers in the table below represent the number for whom test results were received by the Department of Health. A person can be tested by more than one laboratory and can have both positive and negative results. **Therefore, the sum of the numbers in each column will be larger than the total number of people tested.**

Reporting lab	Inconclusive	Negative	Positive	Percent positive	Total
CARDIOTROPIC LABS	81	2,285	669	22%	3,035
PLANTATION GENERAL HOSPITAL		2,221	805	27%	3,026
REGIONAL MEDCIAL CENTER BAYONET POINT	1	2,765	258	9%	3,024
FLORIDA HOSPITAL OF CARROLLWOOD		2,558	447	15%	3,005
BAYFRONT MEDICAL CENTER	10	2,206	787	26%	3,003
NEMOURS CHILDRENS HOSPITAL		2,844	64	2%	2,908
MEDICAL CENTER OF TRINITY CLINICAL LABORATORY		2,360	419	15%	2,779
NORTHSIDE HOSPITAL AND HEART INSTITUTE		2,365	401	14%	2,766
LAKE CITY MEDICAL CENTER		2,035	638	24%	2,673
MORTON PLANT-MEASE		2,464	200	8%	2,664
OCALA REGIONAL MEDICAL CENTER		2,345	302	11%	2,647
ST JOSEPHS NORTH HOSPITAL LAB		2,312	293	11%	2,605
BAPTIST MEDICAL CENTER - BEACHES		2,405	168	7%	2,573
QUEST DIAGNOSTICS	3	2,205	314	12%	2,522
IMPERIAL POINT MEDICAL CENTER		2,260	252	10%	2,512
DR. P. PHILLIPS HOSPITAL		2,413	79	3%	2,492
GULF COAST MEDICAL CENTER LAB		1,938	541	22%	2,479
CENTRAL FLORIDA REGIONAL HOSPITAL		2,115	352	14%	2,467
LAKEWOOD RANCH MEDICAL CENTER		2,205	246	10%	2,451
BIOCERNA LABS	126	1,689	611	25%	2,426
INFORM DIAGNOSTICS, INC		2,209	126	5%	2,335
ST LUCIE MEDICAL CENTER		1,857	459	20%	2,316
SOUTH FLORIDA BAPTIST HOSPITAL MICRO	1	1,893	355	16%	2,249
POINCIANA MEDICAL CENTER		1,598	624	28%	2,222
FULGENT DIAGNOSTICS	68	1,960	160	7%	2,188
MEDCOMP SCIENCES LLC	27	1,291	865	40%	2,183
WESTCHESTER HOSPITAL	14	1,782	386	18%	2,182
SOUTH LAKE HOSPITAL		2,058	80	4%	2,138
VISTA CLINICAL		1,152	981	46%	2,133
EXACT SCIENCES LABORATORIES		1,942	190	9%	2,132
LEON MEDICAL CENTERS LLC		1,598	496	24%	2,094
BAPTIST MEDICAL CENTER - NASSAU		1,951	101	5%	2,052
UNIVERSITY HOSPITAL AND MEDICAL CENTER		1,458	539	27%	1,997
FLORIDA HOSPITAL NORTH PINELLAS	5	1,840	151	8%	1,996
PHYSICIANS REGIONAL MEDICAL CENTER - PINE RIDGE RD		1,611	378	19%	1,989
WEST MARION COMMUINITY HOSPITAL LAB		1,753	205	10%	1,958
BOSTON HEART DIAGNOSTICS CORP		1,684	256	13%	1,940
WEST PALM HOSPITAL LAB		1,622	293	15%	1,915
QUEST DIAGNOSTICS - ATLANTA	3	1,646	229	12%	1,878
UHEALTH CORAL GABLES/LENNAR MED CTR		1,784	92	5%	1,876
SOUTH SEMINOLE HOSPITAL LABORATORY		1,791	77	4%	1,868
ALL CHILDREN'S HOSPITAL LAB		1,679	155	8%	1,834
ST PETERSBURG GENERAL HOSPITAL		1,318	468	26%	1,786
MEMORIAL HOSPITAL- MIRAMAR	10	1,622	141	8%	1,773
MEMORIAL HOSPITAL MICRO		1,556	203	12%	1,759
QUEST DIAGNOSTICS LENEXA	13	1,552	135	8%	1,700
FLORIDA HOSPITAL FISH MEMORIAL		1,382	281	17%	1,663

# COVID-19: testing by laboratory

Data through Aug 9, 2020 verified as of Aug 10, 2020 at 09:25 AM

Data in this report are provisional and subject to change.

The numbers in the table below represent the number for whom test results were received by the Department of Health. A person can be tested by more than one laboratory and can have both positive and negative results. **Therefore, the sum of the numbers in each column will be larger than the total number of people tested.**

Reporting lab	Inconclusive	Negative	Positive	Percent positive	Total
MEASE DUNEDIN HOSPITAL	4	1,494	164	10%	<b>1,662</b>
HIALEAH HOSPITAL	4	1,259	399	24%	<b>1,662</b>
CITRUS MEMORIAL HOSPITAL LABORATORY		1,572	85	5%	<b>1,657</b>
BAPTIST NORTH EMERGENCY CENTER		1,175	452	28%	<b>1,627</b>
FORT WALTON BEACH MEDICAL CENTER		1,374	228	14%	<b>1,602</b>
LEE HEALTH COCONUT POINT CLINICAL LAB	1	1,240	303	20%	<b>1,544</b>
OVIEDO MEDICAL CENTER		1,289	249	16%	<b>1,538</b>
OPTEO LABORATORY		1,505	29	2%	<b>1,534</b>
MEMORIAL HOSPITAL PEMBROKE	3	1,327	188	12%	<b>1,518</b>
ADVENTHEALTH OCALA LABORATORY		1,304	211	14%	<b>1,515</b>
NIGHT LITE PEDIATRICS		1,122	386	26%	<b>1,508</b>
DOCTORS HOSPITAL OF SARASOTA CLINICAL LABORATORY		1,291	153	11%	<b>1,444</b>
PALMS OF PASADENA HOSPITAL		1,202	212	15%	<b>1,414</b>
CLEVELAND CLINIC TRADITION HOSPITAL		1,238	167	12%	<b>1,405</b>
RAULERSON HOSPITAL		1,130	238	17%	<b>1,368</b>
ANNE BATES LEACH EYE HOSPITAL/ ABLEH MICROBIOLOGY LABORATORY		1,319	35	3%	<b>1,354</b>
ST VINCENT'S MEDICAL CENTER - SOUTHSIDE		1,307	26	2%	<b>1,333</b>
ACCESS MEDICAL LABORATORIES		560	710	56%	<b>1,270</b>
LOWER KEYS MEDICAL CENTER		1,150	117	9%	<b>1,267</b>
AMERICAN HEALTH ASSOCIATES	5	556	697	55%	<b>1,258</b>
PUTNAM COMMUNITY MEDICAL CENTER		1,071	178	14%	<b>1,249</b>
SOUTH BAY HOSPITAL MICRO		1,040	209	17%	<b>1,249</b>
CLEVELAND CLINIC MARTIN NORTH HOSPITAL		1,078	168	13%	<b>1,246</b>
CLINICORE		1,112	91	8%	<b>1,203</b>
BARTOW REGIONAL MEDICAL CENTER	1	1,009	173	15%	<b>1,183</b>
WALGREEN CO	1	1,018	159	13%	<b>1,178</b>
BETHESDA HOSPITAL WEST		1,045	131	11%	<b>1,176</b>
PHYSICIANS REGIONAL MEDICAL CENTER - COLLIER BLVD	1	896	277	24%	<b>1,174</b>
NONA SCIENTIFIC	1	993	163	14%	<b>1,157</b>
QUEST DIAGNOSTICS - MIRAMAR	6	312	835	72%	<b>1,153</b>
P4 CLINICAL, LLC	16	968	165	14%	<b>1,149</b>
BMCT Molecular Diagnostics Subsection		890	219	20%	<b>1,109</b>
TWIN CITIES HOSPITAL		1,004	98	9%	<b>1,102</b>
SYNERGY LABORATORIES	2	983	69	7%	<b>1,054</b>
HEALTHQUEST ESOTERICS		495	511	51%	<b>1,006</b>
HIGHLANDS REGIONAL MEDICAL CENTER		821	159	16%	<b>980</b>
VIKOR SCIENTIFIC	2	604	372	38%	<b>978</b>
LMHS		901	75	8%	<b>976</b>
LAKESIDE MEDICAL CENTER		658	317	33%	<b>975</b>
ORLANDO VA MEDICAL CENTER		853	110	11%	<b>963</b>
GULF BREEZE HOSPITAL LAB	1	812	122	13%	<b>935</b>
SACRED HEART-EMERALD COAST		771	158	17%	<b>929</b>
PWN HEALTH	4	581	251	30%	<b>836</b>
QUEST DIAGNOSTICS WOOD DALE	2	755	67	8%	<b>824</b>
FLORIDA HOSPITAL ORLANDO		745	73	9%	<b>818</b>
ENGLEWOOD COMMUNITY HOSPITAL		743	66	8%	<b>809</b>
ST VINCENTS CLAY COUNTY		775	23	3%	<b>798</b>



# COVID-19: testing by laboratory

Data through Aug 9, 2020 verified as of Aug 10, 2020 at 09:25 AM

Data in this report are provisional and subject to change.

The numbers in the table below represent the number for whom test results were received by the Department of Health. A person can be tested by more than one laboratory and can have both positive and negative results. **Therefore, the sum of the numbers in each column will be larger than the total number of people tested.**

Reporting lab	Inconclusive	Negative	Positive	Percent positive	Total
BAPTIST EMERGENCY CENTER OAKLEAF		645	146	18%	791
ACCESSDX	6	405	366	47%	777
UNIVERSITY OF MIAMI HOSPITAL & CLINICS	1	687	52	7%	740
AVENTUS BIOLABS	1	382	337	47%	720
MARINERS HOSPITAL		626	89	12%	715
BAPTIST HEALTH EMERGENCY CENTER COUNTRY WALK		546	129	19%	675
CAPSTONE HEALTHCARE		438	232	35%	670
PATHNOSTICS		74	586	89%	660
BAPTIST EMERGENCY CENTER CLAY		563	93	14%	656
UHEALTH DEERFIELD BEACH/UMSYLVESTER DEERFIELD BEACH LABORATORY	2	617	35	5%	654
AVECINA MEDICAL OAKLEAF		370	258	41%	628
JACKSON HOSPITAL CLINICAL LABORATORY		529	84	14%	613
NONE		281	313	53%	594
PATIENTS FIRST - MAHAN DRIVE		164	427	72%	591
PATIENTS CHOICE LABORATORIES		178	401	69%	579
ADVANCE MEDICAL OF NAPLES			558	100%	558
VAMC ORLANDO		296	260	47%	556
NCH HEALTHCARE SYSTEM MICROBIOLOGY LAB		1	551	100%	552
LAB24 INC	1		528	100%	529
LABCORP RTP	1	50	478	90%	529
BARDMOOR LABORATORY	1	460	67	13%	528
EGLIN AIRFORCE BASE LAB		478	39	8%	517
LEE MEMORIAL HOSPITAL LAB			508	100%	508
AVERO DIAGNOSTICS - IRVING		434	69	14%	503
TAMPA COMMUNITY HOSPITAL		335	163	33%	498
QUEST DIAGNOSTICS - IRVING	9	301	176	36%	486
NCH NORTHEAST		316	169	35%	485
QUEST	3	90	364	80%	457
PANCARE OF FLORIDA, INC			439	100%	439
ASSURANCE SCIENTIFIC LABORATORIES		334	103	24%	437
DESOTO MEMORIAL HOSPITAL CLINICAL LABORATORY	3	331	100	23%	434
SOUTHEAST ALABAMA MEDICAL CENT		391	42	10%	433
LUMINUS DIAGNOSTICS		297	134	31%	431
MINUTECLINIC LLC #3703		369	56	13%	425
ORLANDO VETERANS AFFAIRS MEDICAL CENTER		112	277	71%	389
NEW YORK STATE ELR - NORTH SHORE LONG ISLAND JEWISH HEALTH		364	23	6%	387
QUEST DIAGNOSTICS NICHOLS INSTITUTE	5	351	17	5%	373
NEW YORK STATE ELR - NYU HOSPITALS CENTER CLINICAL LABORATORIES		350	12	3%	362
PHYSICIANS STAT LAB		134	227	63%	361
LABCORP	1	79	273	77%	353
INFORM DIAGNOSTICS		349	2	1%	351
CLARITY LABS		294	49	14%	343
HOLY CROSS HOSPITAL LABORATORY			342	100%	342
MEMORIAL PEMBROKE 24/7 CARE CENTER		251	90	26%	341
NEW YORK STATE ELR - LENCO MEDICAL LABORATORY		322	13	4%	335
DYNIX DIAGNOSTICS		187	136	42%	323
MARTIN MEMORIAL LABORATORY AT ST LUCIE WEST		275	46	14%	321

# COVID-19: testing by laboratory

Data through Aug 9, 2020 verified as of Aug 10, 2020 at 09:25 AM

Data in this report are provisional and subject to change.

The numbers in the table below represent the number for whom test results were received by the Department of Health. A person can be tested by more than one laboratory and can have both positive and negative results. **Therefore, the sum of the numbers in each column will be larger than the total number of people tested.**

Reporting lab	Inconclusive	Negative	Positive	Percent positive	Total
UNITED CLINICAL LABORATORY LLC		2	314	99%	316
DAVITA LABS		290	26	8%	316
UAB HIGHLANDS LABORATORY		307	3	1%	310
LAB CORP	1	121	184	60%	306
NEW YORK STATE ELR - DEPARTMENT OF CLINICAL LABS		301	5	2%	306
AVECINA MEDICAL SOUTHSIDE		154	143	48%	297
ECCOLAB GROUP	1	75	221	74%	297
NORTH FLORIDA PEDIATRICS-TALLAHASSEE		269	24	8%	293
FLORIDA LABORATORY ANALYSIS		98	179	65%	277
JAY HOSPITAL CLINICAL LABORATORY		208	67	24%	275
MEDARBOR DIAGNOSTICS		1	268	100%	269
ATLANTIS URGENT CARE		237	14	6%	251
NITE LITE PEDIATRICS		163	87	35%	250
GENESIS REFERENCE LABORATORIES		1	243	100%	244
THERADOC		150	86	36%	236
FLO-MEDILAB SERVICES		80	156	66%	236
NCF DIAGNOSTICS & DNA TECHNOLOGIES	10	14	206	90%	230
CORE DIAGNOSTIC LABORATORIES LLC		174	55	24%	229
TALLAHASSEE PRIMARY CARE ASSOCIATES		219	9	4%	228
BAPTIST MD ANDERSON CANCER CENTER		227			227
EXPRESS GENE MOLECULAR DIAGNOSTIC LABORATORY		2	223	99%	225
AVECINA MEDICAL JULINGTON		117	105	47%	222
ASCEND CLINICAL		215	4	2%	219
LABCORP TAMPA	1	22	191	89%	214
MEDSCAN LABORATORY INC		136	76	36%	212
BIOCERNA LLC	8	153	49	23%	210
FLAGLER HOSPITAL	4	17	185	90%	206
SUNRISE MEDICAL LABORATORIES		152	53	26%	205
SMA SPECIALITY MEDICAL LAB		61	144	70%	205
TENNESSEE DOH - NASHVILLE	2	183	19	9%	204
ASSOCIATED PATHOLOGISTS, LLC		155	45	23%	200
VAMC WEST PALM LAB		5	195	98%	200
ADVENTHEALTH LAB			199	100%	199
HOLIDAY CVS LLC		196	2	1%	198
HENDRY REGIONAL MEDICAL CENTER		2	196	99%	198
ST CLOUD REGIONAL MEDICAL CENTER		126	69	35%	195
HOLMES REGIONAL MEDICAL CENTER		3	191	98%	194
UNKNOWN		13	180	93%	193
SANFORD REFERENCE LAB		179	5	3%	184
VETERANS AFFAIRS MEDICAL CENTER LAB		2	182	99%	184
PATHGROUP LABS LLC		90	89	50%	179
HOLIDAY CVS LLC DBA CVS PHARMACY #5154		171	5	3%	176
NEW YORK STATE ELR - NEW YORK PRESBYTERIAN HOSPITAL CUMC CLINICAL		162	13	7%	175
NCH HEALTHCARE BONITA		113	61	35%	174
TEMPUS CLINICAL LABORATORY	1	147	22	13%	170
BAY PINES VAMC CLINICAL LABORATORY		4	165	98%	169
GENESIS MEDICAL LABORATORY MIAMI FL.		78	89	53%	167

# COVID-19: testing by laboratory

Data through Aug 9, 2020 verified as of Aug 10, 2020 at 09:25 AM

Data in this report are provisional and subject to change.

The numbers in the table below represent the number for whom test results were received by the Department of Health. A person can be tested by more than one laboratory and can have both positive and negative results. **Therefore, the sum of the numbers in each column will be larger than the total number of people tested.**

Reporting lab	Inconclusive	Negative	Positive	Percent positive	Total
NEW YORK STATE ELR - MOUNT SINAI LABORATORY		154	8	5%	<b>162</b>
LABTECH DIAGNOSTIC		87	73	46%	<b>160</b>
NEW YORK STATE ELR - NEW YORK HOSPITAL LABORATORIES	1	152	6	4%	<b>159</b>
MAVERICK LABS		54	98	64%	<b>152</b>
QUALITOX LABORATORIES		96	56	37%	<b>152</b>
FLORIDA HOSPITAL WAUCHULA		81	71	47%	<b>152</b>
JAMES A. HALEY VETERANS MICRO LAB			150	100%	<b>150</b>
FLORIDA WOMAN CARE LABORATORY LLC		129	20	13%	<b>149</b>
EUROFINS NTD, LLC		121	25	17%	<b>146</b>
GESSLER CLINIC			144	100%	<b>144</b>
UAB UNIVERSITY OF ALABAMA HOSPITAL LAB		138	6	4%	<b>144</b>
CENTRA CARE		21	122	85%	<b>143</b>
PHAROS HEALTH		69	74	52%	<b>143</b>
WUESTHOFF REF LABORATORY			141	100%	<b>141</b>
SANTA ROSA MEDICAL CENTER		1	140	99%	<b>141</b>
BUREAU OF CLINICAL LABORATORIES		119	22	16%	<b>141</b>
BAYA URGENT CARE			139	100%	<b>139</b>
NEO GENOMICS - FORT MYERS	1	134	4	3%	<b>139</b>
PREMIER MEDICAL LABORATORY SERVICES		1	137	99%	<b>138</b>
MOLECULAR INFECTIOUS DISEASES		134	4	3%	<b>138</b>
C.W. BILL YOUNG VA MEDICAL CENTER		4	133	97%	<b>137</b>
ACUTIS DIAGNOSTICS	1	107	24	18%	<b>132</b>
INTEGRATED REGIONAL LABORATORIES		119	12	9%	<b>131</b>
MEMPHIS PATHOLOGY LABORATORY	1	124	5	4%	<b>130</b>
BMHSI-AEL MICROBIOLOGY LABORATORY	2	102	24	19%	<b>128</b>
ARCPOINT LABS - FORT MYERS		78	48	38%	<b>126</b>
ASAP LAB LLC		90	32	26%	<b>122</b>
LEHIGH REGIONAL MEDICAL CENTER LAB		106	15	12%	<b>121</b>
STEWART REFERENCE LABORATORY		22	97	82%	<b>119</b>
AMERICAN PATHOLOGY PARTNERS		117	1	1%	<b>118</b>
NEW YORK STATE ELR - ENZO CLINICAL LABS INC		117	1	1%	<b>118</b>
VAMC BAY PINES		1	114	99%	<b>115</b>
PALM BEACH COUNTY HEALTH DEPT LAB		113	2	2%	<b>115</b>
MICROGEN DX		2	111	98%	<b>113</b>
ALLIED HEALTH FORT PIERCE		112			<b>112</b>
LEON MEDICAL CENTER		7	102	94%	<b>109</b>
FLORIDA HOSPITAL HEARTLAND MED CTR LAKE PLACID		74	34	31%	<b>108</b>
UR MEDICINE LABS- CENTRAL LABORATORY		106	2	2%	<b>108</b>
MEDICAL DIAGNOSTICS LABORATORIES,INC		17	90	84%	<b>107</b>
ST JUDE CHILDREN'S RESEARCH HOSPITAL		95	11	10%	<b>106</b>
MILLENNIUM LAB SERVICES			106	100%	<b>106</b>
ROSEN MEDICAL CENTER		93	12	11%	<b>105</b>
SPARROW HEALTHCARE	2	1	100	97%	<b>103</b>
AMELIA URGENT CARE		5	98	95%	<b>103</b>
ARCPOINT LABS OF WEST PALM BEACH			98	100%	<b>98</b>
SACRED HEART HOSPITAL ON THE GULF		49	47	49%	<b>96</b>
BAPTIST HEALTH SOUTH FLORIDA		4	90	96%	<b>94</b>

# COVID-19: testing by laboratory

Data through Aug 9, 2020 verified as of Aug 10, 2020 at 09:25 AM

Data in this report are provisional and subject to change.

The numbers in the table below represent the number for whom test results were received by the Department of Health. A person can be tested by more than one laboratory and can have both positive and negative results. **Therefore, the sum of the numbers in each column will be larger than the total number of people tested.**

Reporting lab	Inconclusive	Negative	Positive	Percent positive	Total
DIAGNOSTIC SOLUTIONS		3	90	97%	93
USAFSAM/PHE		23	69	75%	92
IRL MARKET LAB ALACHUA		61	31	34%	92
MACDILL AFB HOSPITAL		79	10	11%	89
CENTRACARE		1	87	99%	88
GENETWORKX		15	72	83%	87
FLORIDA COMMUNITY HEALTH CENTERS INC			87	100%	87
ADVENT HEALTH -TAMPA		66	21	24%	87
MARTIN MEMORIAL MEDICAL CENTER LAB		12	74	86%	86
VAMC LAKE CITY		51	30	37%	81
HEALTH FIRST-HOLMES REGIONAL			81	100%	81
TOM LEE COMMUNITY HEALTH CENTER		3	77	96%	80
BAYCARE HEALTH SYSTEM		1	78	99%	79
GARCIA CLINICAL LABORATORY		1	77	99%	78
ADVENTHEALTH CENTRA CARE OVIEDO		22	56	72%	78
EMERGENCY PHYSICIANS MEDICAL CENTER			78	100%	78
AVERO DIAGNOSTICS		52	24	32%	76
FAST TRACK URGENT CARE CENTER			76	100%	76
PRIVA PATH LABS			74	100%	74
MID-FLORIDA PATHOLOGY		50	23	32%	73
HOLIDAY CVS LLC DBA CVSPHARMACY #5155		73			73
MAYO CLINIC LABS - ROCHESTER MAIN CAMPUS		71	1	1%	72
PACIFIC ANALYTICS			71	100%	71
CENTRAL FLORIDA HEALTH CARE		46	23	33%	69
Highlands Regional Hospital		63	6	9%	69
VA MEDICAL CENTER		7	61	90%	68
HOLY CROSS HOSPITAL		1	67	99%	68
BAYFRONT HEALTH BROOKSVILLE			68	100%	68
QPS, LLC		66	1	1%	67
AEL- MEMPHIS		17	50	75%	67
DYNAMIC MEDICAL USA			67	100%	67
VAMC GAINESVILLE		2	64	97%	66
HOSPITAL FOR SPECIAL SURGERY		65	1	2%	66
AMELIA EXPRESS CARE		2	61	97%	63
DAVITA LABORATORY SERVICES		48	14	23%	62
REFUAH HEALTH CENTER LABORATORY		59			59
ADVENT HEALTH CENTRA CARE: WATERFORD LAKES		23	35	60%	58
MORTON PLANT HOSPITAL/LAB		1	57	98%	58
FINLAY CLINICAL LABORATORY		24	34	59%	58
GENE BY GENE			56	100%	56
NEW YORK STATE ELR - WADSWORTH HEALTH CENTER		52	3	5%	55
MORTON PLANT HOSPITAL			55	100%	55
NAVY HOSPITAL			55	100%	55
BROWARD HEALTH MEDICAL CENTER		1	53	98%	54
FLORIDA CLINICAL LABORATORY-BIOREFERENCE LABORATORIES		10	44	81%	54
USA HEALTH UNIVERSITY HOSPITAL CLINICAL LABORATORY		51	1	2%	52
FISHERMENS HOSPITAL CLINICAL LAB		49	2	4%	51

# COVID-19: testing by laboratory

Data through Aug 9, 2020 verified as of Aug 10, 2020 at 09:25 AM

Data in this report are provisional and subject to change.

The numbers in the table below represent the number for whom test results were received by the Department of Health. A person can be tested by more than one laboratory and can have both positive and negative results. **Therefore, the sum of the numbers in each column will be larger than the total number of people tested.**

Reporting lab	Inconclusive	Negative	Positive	Percent positive	Total
SARASOTA CO. HEALTH DEPT # 58		40	11	22%	51
NEW YORK STATE ELR - EMPIRECITY LABORATORIES		42	8	16%	50
P4 DIAGNOSTIX LABORATORY NETWORK		1	48	98%	49
ARTHREX MEDICAL CENTER		28	21	43%	49
NIGHT LITE PEDIATRICS URGENT CARE		20	29	59%	49
INTEGRITY LABORATORIES			49	100%	49
BAYCARE LAB		1	48	98%	49
HEALTHLINK DIAGNOSTIC LABORATORIES		1	48	98%	49
CLINICAL REFERENCE LABORATORY		45	4	8%	49
MILLENIUM PHYSICIANS GROUP			49	100%	49
SOLARIS DIAGNOSTICS		3	45	94%	48
OPTUM LABS LLC		2	46	96%	48
HURLBURT FIELD CLINIC		23	24	51%	47
AMERICAN RESEARCH LABS		1	46	98%	47
SHORELINE PHYSICIAN GROUP			47	100%	47
ALLSOUTH URGENT CARE			47	100%	47
VHA PUBLIC HEALTH REFERENCE LABORATORY- PALO ALTO		27	19	41%	46
H LEE MOFFITT CANCER CENTER MICRO		46			46
PROVIDENCE HOSPITAL LABORATORY		43	2	4%	45
ADVENT HEALTH CENTRA CARE LONGWOOD		1	44	98%	45
LABCORP BIRMINGHAM	1	4	40	89%	45
QUEST TAMPA (NEW YORK ELR)		34	10	23%	44
325TH MEDICAL GROUP			44	100%	44
NAVAL HOSPITAL - JACKSONVILLE		1	42	98%	43
QUEST DIAGNOSTICS-N ST PETERSBURG-5TH			43	100%	43
ACCU REFERENCE MEDICAL LAB			43	100%	43
LAB CORP TAMPA			42	100%	42
FULGENT GENETICS	1	21	20	48%	42
STAGEZERO LIFE SCIENCES INC		37	5	12%	42
BAYFRONT HEALTH ER PINELLAS PARK		18	23	56%	41
FLORIDA HOSPITAL NEW SMYRNA		4	37	90%	41
GULF COAST MOLECULAR LABORATORIES		13	28	68%	41
SEBASTIAN RIVER MEDICAL CENTER		11	30	73%	41
NEW YORK STATE ELR - MONTEFIORE MEDICAL CENTER LABORATORIES - MOSES		34	7	17%	41
DOCTOR'S MEMORIAL HOSPITAL		2	38	95%	40
DEPARTMENT OF VETERANS AFFAIRS JAMES A. HALEY VETERANS HOSPITAL			40	100%	40
AVELLINO LAB USA, INC		38	2	5%	40
EAST MANATEE FAMILY	1		39	98%	40
RCA LABORATORY SERVICES, LLC		10	30	75%	40
MIAMI VA HEALTHCARE SYSTEM			40	100%	40
LAB CORP RTP	1	2	36	92%	39
NEW YORK STATE ELR - KALEIDA HEALTH CENTER FOR LABORATORY		35	4	10%	39
EGLIN REGIONAL MEDICAL CENTER		4	35	90%	39
JEFFERY WEINZWEIG			38	100%	38
FAST TRACK URGENT CARE CENTER - CARROLLWOOD			36	100%	36
NORTH FLORIDA PEDIATRICS-LAKE CITY			36	100%	36
NEW PLANT CITY FAMILY CARE		13	23	64%	36



# COVID-19: testing by laboratory

Data through Aug 9, 2020 verified as of Aug 10, 2020 at 09:25 AM

Data in this report are provisional and subject to change.

The numbers in the table below represent the number for whom test results were received by the Department of Health. A person can be tested by more than one laboratory and can have both positive and negative results. **Therefore, the sum of the numbers in each column will be larger than the total number of people tested.**

Reporting lab	Inconclusive	Negative	Positive	Percent positive	Total
CAREMOUNT MEDICAL - PATHOLOGY		36			36
IRL		4	31	89%	35
NORTH FLORIDA/SOUTH GEORGA VETERANS HEALTH SYSTEM			35	100%	35
SCIONLAB SERVICES LLC		28	7	20%	35
ST. CLOUD MEDICAL GROUP		35			35
GENPATH			35	100%	35
FAWCETT MEMORIAL HOSPITAL-LAB		1	33	97%	34
NEW YORK STATE ELR - QUEST DIAGNOSTICS NICHOLS		32	2	6%	34
Quest Diag Unspecifd		8	26	76%	34
DESOTO MEMORIAL HOSPITAL LAB			33	100%	33
US BIOTEK LABORATORIES			33	100%	33
UNKNOWN - BAD FACILITY CODE		2	31	94%	33
EXPERTUS LABORATORIES INC		11	21	66%	32
HEALTH FIRST-PALM BAY			32	100%	32
MEDICAL DIAGNOSTIC LAB		1	31	97%	32
EXACT SCIENCES LABORATORIES, LLC		9	23	72%	32
QUEST DIAGNOSTICS-VERO BEACH-37TH ST		31			31
ST VINCENT'S BIRMINGHAM LABORATORY		31			31
HUNTSVILLE HOSPITAL LABORATORY		23	8	26%	31
ST. MARYS MEDICAL CENTER		1	30	97%	31
SMA SPECIALTY MEDICAL LAB		1	30	97%	31
NEW YORK STATE ELR - WHITE PLAINS HOSPITAL CENTER LAB		31			31
LABORATORY CORP OF AMERICA	1	9	21	68%	31
MOBILE INFIRMARY MED CENTER PATH LAB		28	3	10%	31
CLINICAL RESEARCH SEQUENCING PLATFORM			30	100%	30
NXGEN MDX		18	12	40%	30
CAPITAL REGIONAL MEDICAL CENTER		1	29	97%	30
LABORATORY SPECIALISTS OF MICHIGAN			30	100%	30
NEW YORK STATE ELR - NEWYORK-PRESBYTERIAN/QUEENS DIAGNOSTIC		28	1	3%	29
FINLAY CLINICAL LABORATORY INC		26	3	10%	29
BIOREFERENCE LABORATORIES		1	28	97%	29
TRADITION MEDICAL CENTER LABORATORY		9	20	69%	29
P4CLINICAL	3	2	24	83%	29
DICKERT		26	3	10%	29
BLOCK, NATION, CHASE, AND SMOLEN FAMILY MEDICINE		17	11	39%	28
LAB PLUS, LLC AT SAINT THOMAS WEST HOSPITAL		20	8	29%	28
QUEST DIAGNOSTIC INC	1	3	24	86%	28
QUEST DIAGNOSTICS NICHOLS INSTITUTE- LPP		3	25	89%	28
NEXT MOLECULAR ANALYTICS		1	26	96%	27
LABFIRST - DEPARTMENT OF PATHOLOGY		26	1	4%	27
CURATIVE LABS			27	100%	27
KENDALL REGIONAL MEDICAL CENTER LAB	1		26	96%	27
SUNCOAST LABS			26	100%	26
SANFORD LABORATORIES		24	2	8%	26
ASSOCIATED CLINICAL LABORATORIES		25	1	4%	26
DOH-WEST PALM BEACH BRANCH LABORATORY			26	100%	26
CDC		17	9	35%	26



# COVID-19: testing by laboratory

Data through Aug 9, 2020 verified as of Aug 10, 2020 at 09:25 AM

Data in this report are provisional and subject to change.

The numbers in the table below represent the number for whom test results were received by the Department of Health. A person can be tested by more than one laboratory and can have both positive and negative results. **Therefore, the sum of the numbers in each column will be larger than the total number of people tested.**

Reporting lab	Inconclusive	Negative	Positive	Percent positive	Total
INTERLAB		1	25	96%	26
ADVENT HEALTH CENTRA CARE		4	22	85%	26
GENESIS LABORATORY MANAGEMENT		1	24	96%	25
BAYFRONT		21	4	16%	25
QDX PATHOLOGY SERVICES		15	10	40%	25
GRAVITY DIAGNOSTICS		14	11	44%	25
ADVENTHEALTH CENTRA CARE SANFORD		6	19	76%	25
QUEST DIAGNOSTICS INC.			25	100%	25
CAPE CANAVERAL HOSPITAL			25	100%	25
MY CLINICAL LAB			25	100%	25
NEW YORK STATE ELR - CATHOLIC HEALTH SYSTEM DEPT LABORATORY		24			24
THE CENTER FOR URGENT CARE		3	21	88%	24
RDX BIOSCIENCE,			24	100%	24
NEW YORK STATE ELR - STONY BROOK UNIVERSITY MEDICAL CENTER		21	3	13%	24
ST. ANTHONY'S HOSPITAL			24	100%	24
CHILDREN'S HOSPITAL OF ALABAMA		24			24
PRIDE DIAGNOSTICS		20	3	13%	23
LABORATORY DYNAMICS		20	3	13%	23
FLORIDA MEDICAL CLINIC		1	22	96%	23
CITRUS MEMORIAL HEALTH SYSTEM LAB		2	21	91%	23
UNIVERSITY HEALTH SYSTEM INC		19	3	14%	22
PENNSYLVANIA DEPT OF HEALTH		19	3	14%	22
CAYUGA MEDICAL CENTER AT ITHACA		19	3	14%	22
AURORA DIAGNOSTICS BERNHARDT LABORATORIES PATHOLOGY SERVICE		22			22
POPLAR HEALTHCARE PLLC	1	10	11	50%	22
LABCORP OF AMERICA		8	14	64%	22
PALM BAY HOSPITAL		1	21	95%	22
PATRICK AIR FORCE BASE		1	20	95%	21
GRAVITY DIAGNOSTICS, LLC		8	13	62%	21
CENTRA CARE – WATERFORD LAKES		2	19	90%	21
LAB			21	100%	21
NEW YORK STATE ELR - UNIVERSITY HOSPITAL, STONY BROOK SOUTHAMPTON		21			21
SMA LAB		4	16	80%	20
MIAMI BEACH COMMUNITY HEALTH CENTER			20	100%	20
BROWARD HEALTH CORAL SPRINGS EPIDEMIOLOGY DEPT			20	100%	20
APP-UNIPATH, LLC		19	1	5%	20
ST. CLOUD HOSPITAL		20			20
ASSOCIATED PATHOLOGISTS		16	4	20%	20
DIAGNOSTIC LABORATORY OF OKLAHOMA		18	1	5%	19
VENICE REGIONAL MEDICAL LAB SERVICES			19	100%	19
ADVENT HEALTH FISH MEMORIAL		2	17	89%	19
INTEGRATED REGIONAL LABORATORIES - LARGO			19	100%	19
FIRST CHOICE URGENT CARE			19	100%	19
MED HEALTH SERVICES		18	1	5%	19
VA		15	4	21%	19
AMMON LABS		10	9	47%	19
ARCPPOINT LABS OF TAMPA		1	18	95%	19

# COVID-19: testing by laboratory

Data through Aug 9, 2020 verified as of Aug 10, 2020 at 09:25 AM

Data in this report are provisional and subject to change.

The numbers in the table below represent the number for whom test results were received by the Department of Health. A person can be tested by more than one laboratory and can have both positive and negative results. **Therefore, the sum of the numbers in each column will be larger than the total number of people tested.**

Reporting lab	Inconclusive	Negative	Positive	Percent positive	Total
MAYO CLINIC LABS - ROCHESTER SUPERIOR DRIVE		2	17	89%	19
NEW YORK STATE ELR - WESTCHESTER MEDICAL CENTER		18			18
BAY MEDICAL CENTER SACRED HEART HEALTH SYSTEM		3	15	83%	18
STONE WASH CLINICAL LABORATORIES		2	16	89%	18
VAMC			18	100%	18
LECONTE MEDICAL CENTER LAB		14	4	22%	18
PALO ALTO VA MEDICAL CENTER		1	17	94%	18
WUESTHOFF MEMORIAL HOSPITAL			18	100%	18
CBS LABORATORY		1	17	94%	18
VIERA HOSPITAL			18	100%	18
INTERCOASTAL MEDICAL GROUP			18	100%	18
LIFEBRITE	1		16	94%	17
CLEVELAND CLINIC FOUNDATION		9	8	47%	17
PARRISH MEDICAL CENTER		1	16	94%	17
WATSON CLINIC LLP SOUTH			17	100%	17
DOCTORS MEMORIAL HOSPITAL		8	9	53%	17
ST FRANCIS HOSPITAL		14	3	18%	17
NEW YORK STATE ELR - QUEST DIAGNOSTICS INCORPORATED		14	3	18%	17
NEW YORK STATE ELR - BROOKDALE UNIVERSITY HOSPITAL		16	1	6%	17
SEVEN RIVERS REGIONAL MEDICAL CENTER		4	12	75%	16
TGH		1	15	94%	16
MOLECULAR DIAGNOSTICS			16	100%	16
WUESTHOFF MEDICAL CENTER-MELBOURNE			16	100%	16
GENESIS DIAGNOSTICS			16	100%	16
MADISON CORE LABORATORIES		15	1	6%	16
MOLECULAR TESTING LABS			16	100%	16
FLORIDA DEPARTMENT OF HEALTH		10	5	33%	15
NORTH SHORE UNIVERSITY HOSPITAL LABORATORY		14	1	7%	15
DIATHERIX		13	2	13%	15
CENTRA CARE CONWAY			15	100%	15
NEW YORK STATE ELR - WILSON MEMORIAL REGIONAL MEDICAL CENTER		14	1	7%	15
NEW YORK STATE ELR - ROCHESTER GENERAL HOSPITAL LABORATORY		14	1	7%	15
JACKSON HEALTH SYSTEM			15	100%	15
QUESTDIAGNOSTICS INCORPORATED		1	14	93%	15
LABSTAT		1	14	93%	15
QUEST DIAGNOSTICS INCORPORATED			15	100%	15
IPSUM DIAGNOSTICS			15	100%	15
LABCORP INC		2	13	87%	15
NEW YORK STATE ELR - LENOX HILL HOSPITAL		13	2	13%	15
QUEST DIAGNOSTICS NICHOLS INSTITUTE - SJC (LPP)		10	5	33%	15
XPRESS WELLNESS URGENT CARE			14	100%	14
HEALTH FIRST CAPE CANAVERAL HOSPITAL			14	100%	14
GOLDEN GATE FAMILY CLINIC			14	100%	14
MILLENNIUM PHYSICIAN GROUP LCC			14	100%	14
PARK WEST MEDICAL CENTER		13	1	7%	14
TIDE LABORATORIES		4	10	71%	14
WHITE WILSON MEDICAL CENTER CLINIC			14	100%	14

# COVID-19: testing by laboratory

Data through Aug 9, 2020 verified as of Aug 10, 2020 at 09:25 AM

Data in this report are provisional and subject to change.

The numbers in the table below represent the number for whom test results were received by the Department of Health. A person can be tested by more than one laboratory and can have both positive and negative results. **Therefore, the sum of the numbers in each column will be larger than the total number of people tested.**

Reporting lab	Inconclusive	Negative	Positive	Percent positive	Total
HEALTH CENTRAL HOSPITAL			14	100%	14
SUNTREE INTERNAL MEDICINE		14			14
OUT OF STATE		14			14
XERA MED RESEARCH			13	100%	13
NEW YORK STATE ELR - BRONX LEBANON HOSPITAL-MEDICAL CENTER		12	1	8%	13
DEPARTMENT OF VETERANS AFFAIRS MEDICAL CENTER			13	100%	13
SUNQUEST		2	11	85%	13
MEDCOMP SCIENCES			13	100%	13
BAPTIST SOUTH MEDICAL CENTER		2	11	85%	13
NEW YORK STATE ELR - ERIE COUNTY MEDICAL CTR CLINICAL LABS		13			13
POARCH BANC CREEK INDIANS TRIBAL HEALTH DEPARTMENT			13	100%	13
SOUTHEAST FAMILY HEALTHCARE CENTER			13	100%	13
LABCORP - CLEARWATER		3	10	77%	13
NORTH OKALOOSA MEDICAL CENTER			13	100%	13
ORLANDO HEALTH		2	11	85%	13
BAYFRONT HEALTH SPRING HILL			12	100%	12
TEN HEALTHCARE		2	10	83%	12
HEALTH FIRST-VIERA HOSPITAL			12	100%	12
SELECT LABORATORIES MARION COUNTY, LLC.			12	100%	12
INTEGRITY LABORATORIES, LLC		5	7	58%	12
BROWARD DIALYSIS			12	100%	12
UVMMC MICROBIOLOGY		12			12
REDITUS LABORATORIES			12	100%	12
FLORIDA DEPT OF HEALTH		4	8	67%	12
PRECISION HEALTH SOLUTIONS LAB			12	100%	12
TOTAL RENAL LABORATORIES INC		7	5	42%	12
ADVANCED URGENT CARE		10	2	17%	12
PROTEUS MOLECULAR AND CLINICAL LAB		8	4	33%	12
CLARITY LAB SOLUTIONS		3	9	75%	12
DOH		1	11	92%	12
FHMG_CTR FOR SENIOR HEALTH		11	1	8%	12
UPMC CHAUTAUQUA AT WCA LABORATORY		11			11
ADVENTHEALTH PALM COAST			11	100%	11
FLORIDA COMMUNITY HEALTH CENTER OF ST. LUCIE			11	100%	11
NEW YORK STATE ELR - SARATOGA HOSPITAL LABORATORY		11			11
INDIAN RIVER MEDICAL CENTER		11			11
FHMG LAKE MARY PEDS		10	1	9%	11
AMERICAN HEALTH ASSOCIATES OF TAMPA		2	9	82%	11
BOND CLINIC			11	100%	11
NIGHT LITE PEDIATRICS WINTER GARDEN		7	4	36%	11
DELRAY MEDICAL CENTER LAB			11	100%	11
LAB INTERMARKET FACILITY LAB			11	100%	11
TRUGENX			11	100%	11
AMERICAN ESOTERIC LABORATORIES			11	100%	11
MAGNOLIA DIAGNOSTIC			11	100%	11
ESCAMBIA COMMUNITY CLINIC			11	100%	11
SELECT REFERENCE LABORATORIES, LLC			10	100%	10

# COVID-19: testing by laboratory

Data through Aug 9, 2020 verified as of Aug 10, 2020 at 09:25 AM

Data in this report are provisional and subject to change.

The numbers in the table below represent the number for whom test results were received by the Department of Health. A person can be tested by more than one laboratory and can have both positive and negative results. **Therefore, the sum of the numbers in each column will be larger than the total number of people tested.**

Reporting lab	Inconclusive	Negative	Positive	Percent positive	Total
BAYCARE OUTREACH LABORATORY SERVICES		1	9	90%	10
BROWARD HEALTH CARE			10	100%	10
NEW YORK STATE ELR - NEW YORK CITY DEPARTMENT OF HEALTH & MENTAL		9	1	10%	10
QUEST INFECTIOUS DISEASE	1	5	4	40%	10
CORE LABORATORY		1	9	90%	10
NORTH FLORIDA PEDIATRICS		1	9	90%	10
PARKWEST MEDICAL CENTER		9	1	10%	10
LAKE BALDWIN CBOC		9	1	10%	10
NEW JERSEY DEPARTMENT OF HEALTH COMMUNICABLE DISEASE SERVICE		3	7	70%	10
JACKSON NORTH MEDICAL CENTER		1	9	90%	10
BAYFRONT HEALTH PORT CHARLOTTE			10	100%	10
MEDICAL LABORATORY DIAGNOSTICS			10	100%	10
VENICE REGIONAL MEDICAL CENTER			10	100%	10
NEW YORK STATE ELR - CATHOLIC HEALTH SERVICES REGIONAL LABORATORY		8	2	20%	10
LABCORP - MIAMI		4	6	60%	10
PERSONALIZED GENETIC TESTING			10	100%	10
NEW YORK STATE ELR - VASSAR BROTHERS MEDICAL CENTER LABORATORY		9			9
WESTPAC LABS			9	100%	9
EAST ALABAMA MEDICAL CENTER LABORATORY		6	3	33%	9
KEYS MEDICAL GROUP			9	100%	9
ELLENTON URGENT CARE			9	100%	9
INTERNAL LAB		6	3	33%	9
HUNTINGTON HOSPITAL LABORATORY		8	1	11%	9
BAY CARE OCCUPATIONAL CLINIC			9	100%	9
FLORIDA HOSPITAL LABS			9	100%	9
LEON CHD		9			9
NEW YORK STATE ELR - GOOD SAMARITAN HOSPITAL LABORATORY		9			9
MINUTE CLINIC INCORPORATE		8	1	11%	9
DYNAMIC DNA LAB		1	8	89%	9
TYNDALL AFB			9	100%	9
CLINICAL PATHOLOGY LABS		1	8	89%	9
MICHIGAN DEPARTMENT OF HEALTH AND HUMAN SERVICES			9	100%	9
NEW YORK STATE ELR - LOURDES HOSPITAL INC		9			9
ADVENT HEALTH SEBRING			9	100%	9
UMHC/SYLVESTER AT KENDALL		1	7	88%	8
WOLFSON (USE BAPTIST)			8	100%	8
GENEUS DIAGNOSTICS			8	100%	8
CONSOLIDATED LAB SERVICES		8			8
Diatherix Laboratories, LLC		2	6	75%	8
BAYCARE LABORATORIES			8	100%	8
DEVANSH LAB WERKS INC		6	2	25%	8
SPORTS DRUG TESTING LABORATORY			8	100%	8
STATE LAB		1	7	88%	8
BAY PINES VA		1	7	88%	8
PROMEDICA LABORATORIES		7	1	13%	8
BOCA BIOLISTICS REFERENCE LABORATORY			8	100%	8
MIDWAY SPECIALTY CARE CENTER			8	100%	8

# COVID-19: testing by laboratory

Data through Aug 9, 2020 verified as of Aug 10, 2020 at 09:25 AM

Data in this report are provisional and subject to change.

The numbers in the table below represent the number for whom test results were received by the Department of Health. A person can be tested by more than one laboratory and can have both positive and negative results. **Therefore, the sum of the numbers in each column will be larger than the total number of people tested.**

Reporting lab	Inconclusive	Negative	Positive	Percent positive	Total
ST VINCENTS MEDICAL CENTER RIVERSIDE NURSING			8	100%	8
CENTRA CARE – SAND LAKE			8	100%	8
NEW YORK STATE ELR - ST PETER'S BENDER LABORATORY		8			8
PRATTVILLE BAPTIST HOSPITAL		7	1	13%	8
NEW YORK STATE ELR - NORTH CENTRAL BRONX HOSP		7	1	13%	8
THE COMMONWEALTH OF MASSACHUSETTS			8	100%	8
NORTH CAROLINA DEPARTMENT OF HEALTH & HUMAN SERVICES			8	100%	8
NEW YORK STATE ELR - JAMES J PETERS VA MEDICAL CENTER		6	2	25%	8
DOCTOR'S IN HOUSE LAB			8	100%	8
LAKE CITY VETERANS HOSPITAL			7	100%	7
FLORIDA DEPARTMENT OF HEALTH IN HILLSBOROUGH COUNTY			7	100%	7
AMELIA MEDICAL CARE			7	100%	7
HIGHLANDS MEDICAL CENTER		7			7
NEW YORK STATE ELR - LABORATORY ALLIANCE OF CENTRAL NEW		7			7
NO NAME		5	2	29%	7
NADAL PEDIATRICS - VICTORIA STREET (3385)			7	100%	7
ST CATHERINE OF SIENA HOSPITAL		7			7
BIOFIRE			7	100%	7
NEW YORK PRESBYTERIAN - ALLEN HOSPITAL		7			7
NORTH BAY HOSPITAL			7	100%	7
LONGLEAF DIAGNOSTIC LABORATORIES		2	5	71%	7
NEW YORK STATE ELR - HUDSON VALLEY HOSPITAL CENTER LABORATORY		6	1	14%	7
CANTON-POTSDAM HOSPITAL LABORATORY		7			7
FLORIDA DEPARTMENT OF HEALTH IN LAKE COUNTY		3	4	57%	7
BAYONET POINT MEDICAL CENTER			7	100%	7
SOUTHEAST ALABAMA MEDICAL CENTER			7	100%	7
UNIVERSITY HOSPITAL - STONY BROOK EASTERN		7			7
NORTHWEST FLORIDA COMMUNITY HOSPITAL		1	6	86%	7
NORTHWELL HEALTH PLAINVIEW HOSPITAL LABORATORY		5	2	29%	7
CLEVELAND CLINIC			7	100%	7
ROCKLEDGE			7	100%	7
WATSON CLINIC LLP MAIN			7	100%	7
ST VINCENT'S EAST LABORATORY		6	1	14%	7
FLORIDA CLINICAL LAB			7	100%	7
X-GENE MOLECULAR LABS		1	6	86%	7
ORMOND BEACH CENTRA CARE			7	100%	7
SYLVESTER AT PLANTATION LABORATORY		6	1	14%	7
HEALTHMARK REGIONAL HOSPITAL LAB		3	4	57%	7
PENSACOLA PEDIATRICS			7	100%	7
PECONIC BAY MEDICAL CENTER LABORATORY		6	1	14%	7
PALM BEACH PATHOLOGY		4	2	33%	6
DOCTORS MEMORIAL FAMILY MEDICINE			6	100%	6
ARCHBOLD MEMORIAL HOSPITAL/LAB		3	3	50%	6
CONNECTICUT DEPARTMENT OF HEALTH		5	1	17%	6
ST ELIZABETH MEDICAL CENTER LABORATORY		6			6
LONGWOOD FAMILY PRACTICE		6			6
TAMIAMI LAB MILLENIUM			6	100%	6



# COVID-19: testing by laboratory

Data through Aug 9, 2020 verified as of Aug 10, 2020 at 09:25 AM

Data in this report are provisional and subject to change.

The numbers in the table below represent the number for whom test results were received by the Department of Health. A person can be tested by more than one laboratory and can have both positive and negative results. **Therefore, the sum of the numbers in each column will be larger than the total number of people tested.**

Reporting lab	Inconclusive	Negative	Positive	Percent positive	Total
ACH			6	100%	6
TPCA CLINICAL LABORATORIES		3	3	50%	6
SHELBY COUNTY HEALTH CARE CORPORATION		4	2	33%	6
NEIGHBORHOOD MEDICAL CENTER		6			6
STATEN ISLAND UNIVERSITY HOSPITAL-POUCH		6			6
PATHOGENIUS LABORATORIES		2	4	67%	6
MONTEFIORE NEW ROCHELLE HOSPITAL		6			6
BROOKWOOD BAPTIST MEDICAL CENTER		6			6
ADVENTHEALTH CENTRA CARE ORMOND BEACH			6	100%	6
FLORIDA WOMAN CARE LABORATORY			6	100%	6
NEW YORK STATE ELR - JAMAICA HOSPITAL MEDICAL CENTER		6			6
LABORATORY OF FLORIDA			6	100%	6
LEE MEMORIAL HEALTH PARK LAB			6	100%	6
BAYCARE MEDICAL GROUP INC			6	100%	6
LEE MEMORIAL LAB GULF COAST			6	100%	6
MICHIGAN DEPARTMENT OF COMMUNITY HEALTH		1	5	83%	6
LEE COUNTY HEALTH DEPARTMENT		4	2	33%	6
ST. JOSEPH HOSPITAL AND HEALTH CARE INC.			6	100%	6
EGL GENETIC DIAGNOSTICS		1	5	83%	6
TRUE HEALTH DIAGNOSTICS		1	5	83%	6
CREATIVE TESTING SOLUTIONS			6	100%	6
ST JOSEPH HOSPITAL		5	1	17%	6
LABCORP NEW PORT RICHEY			6	100%	6
THE VILLAGES CLINICAL LAB		4	1	20%	5
LEHIGH VALLEY HOSPITAL		3	2	40%	5
LABCORP BURLINGTON CYTO		4	1	20%	5
SUNCOAST COMMUNITY HEALTH CENTERS PEDIATRICS		1	4	80%	5
NEW YORK STATE ELR - SOUTHSIDE HOSPITAL NORTHWELL HEALTH LABORATORY		4	1	20%	5
SPECIALITY LABORATORIES,INC		4	1	20%	5
UPMC HEALTH SYSTEM		4	1	20%	5
LABCORP - NAPLES			5	100%	5
LAKELAND REGIONAL HEALTH			5	100%	5
MINUTECLINIC DIAGNOSTIC OF RHODE ISLAND, LLC #729		4	1	20%	5
UNKNOWN LAB			5	100%	5
TMH PHYSICIAN PARTNERS - MONTICELLO		5			5
CHILDREN'S HOSPITAL OF PHILADELPHIA		5			5
FHMG-FLORIDA HOSPITAL MEDICAL GROUP		3	2	40%	5
TALLAHASSEE PRIMARY CARE ASSOC, PA		5			5
ST ANTHONY NORTH			5	100%	5
ADVENT HEALTH CENTRA CARE PALM COAST			5	100%	5
AEL KNOXVILLE			5	100%	5
DOH JACKSONVILLE CENTRAL LABORATORY		3	2	40%	5
Cleveland Clinic Laboratories		1	4	80%	5
JFK MEDICAL CENTER NORTH LAB			5	100%	5
XRL SXF REF LAB		5			5
FRANCES WARDE MEDICAL LABORATORY		2	3	60%	5
FLOWERS HOSPITAL		1	4	80%	5



# COVID-19: testing by laboratory

Data through Aug 9, 2020 verified as of Aug 10, 2020 at 09:25 AM

Data in this report are provisional and subject to change.

The numbers in the table below represent the number for whom test results were received by the Department of Health. A person can be tested by more than one laboratory and can have both positive and negative results. **Therefore, the sum of the numbers in each column will be larger than the total number of people tested.**

Reporting lab	Inconclusive	Negative	Positive	Percent positive	Total
LAB CORP OF AMERICA		1	4	80%	5
ADVENTHEALTH PEDIATRICS/LAKE MARY PEDS		4	1	20%	5
ADVENTHEALTH MEDICAL GROUP		4	1	20%	5
KEY PRIMARY CASE			5	100%	5
ARNOT OGDEN MEDICAL CENTER LABORATORY		5			5
BIOTECH			5	100%	5
CHEMISYS LABORATORIES			5	100%	5
DALE MEDICAL CENTER		2	3	60%	5
BROWARD COUNTY HEALTH DEPT.			5	100%	5
QUOTIENT SCIENCES			5	100%	5
BOCA RATON REGIONAL HOSPITAL LAB			5	100%	5
COMMUNITY HEALTH CENTER			5	100%	5
BAY CARE			4	100%	4
MINUTECLINIC DIAGNOSTIC OF RHODE ISLAND, LLC #1544		4			4
IRL MARKET LAB			4	100%	4
MANATEE PEDIATRICS			4	100%	4
ACHS		2	2	50%	4
PEDIATRIC HEALTH CARE ALLIANCE			4	100%	4
BALDWIN PEDIATRICS			4	100%	4
ILLINOIS DEPT OF PUBLIC HEALTH LAB - SPRINGFIELD			4	100%	4
PATHGROUP			4	100%	4
GENUS3		1	3	75%	4
INTERMARKET FACILITY			4	100%	4
NEW YORK STATE ELR - BROOKLYN HOSPITAL CENTER DOWNTOWN CAMPUS		4			4
NOAH CLINICAL LABORATORY			4	100%	4
ADVENTHEALTH CENTRA CARE LAKE MARY			4	100%	4
NEWYORK-PRESBYTERIAN/ LAWRENCE HOSPITAL LABORATORY		4			4
DOCTOR'S IN HOUSE LABORATORY			4	100%	4
MEDLOGIC, LLC		1	3	75%	4
GENUS DIAGNOSTICS			4	100%	4
THOMAS JEFFERSON UNIVERSITY HOSPITAL		4			4
COLORADO DEPARTMENT OF PUBLIC HEALTH AND ENVIRONMENT			4	100%	4
LINCOLN MEDICAL AND MENTAL HEALTH CENTER		4			4
DCH REGIONAL MEDICAL CENTER LABORATORY		4			4
EXPRESS TESTING-ONE			4	100%	4
FINLAY C. LABORATORY		3	1	25%	4
METROPOLITAN HOSPITAL CENTER		4			4
Covance Central Laboratory			4	100%	4
SOUTHWESTERN REGIONAL MEDICAL CENTER - TULSA		4			4
MISSOURI DEPARTMENT OF HEALTH AND SENIOR SERVICES			4	100%	4
STATEN ISLAND UNIVERSITY HOSPITAL SEGUINE AVE		4			4
BAPTIST MEDICAL CENTER EAST		2	2	50%	4
NEW YORK STATE ELR - SAMARITAN HOSPITAL LABORATORY		4			4
COASTAL LABORATORIES			4	100%	4
ABBOTT			4	100%	4
BEAUMONT LABORATORY			4	100%	4
LAWTON CHILES HEALTH CENTER			4	100%	4

# COVID-19: testing by laboratory

Data through Aug 9, 2020 verified as of Aug 10, 2020 at 09:25 AM

Data in this report are provisional and subject to change.

The numbers in the table below represent the number for whom test results were received by the Department of Health. A person can be tested by more than one laboratory and can have both positive and negative results. **Therefore, the sum of the numbers in each column will be larger than the total number of people tested.**

Reporting lab	Inconclusive	Negative	Positive	Percent positive	Total
STATEN ISLAND UNIVERSITY HOSPITAL		4			4
DAVITA LABORATORY		4			4
OKLAHOMA STATE UNIVERSITY DIAGNOSTIC LAB			4	100%	4
DTR LABS		3	1	25%	4
NEW HAMPSHIRE DEPARTMENT OF HEALTH AND HUMAN SERVICES		3	1	25%	4
QUEST DIAGNOSTIC INC TECHNICAL			4	100%	4
COMMUNITY HEALTH OF SOUTH FLORIDA			4	100%	4
COVENIENT CARE MEDICAL CLINIC			4	100%	4
FISHERMEN'S HOSPITAL			4	100%	4
QUEST DIAGNOSTICS- MELBOURNE			4	100%	4
NICHOLS INSTITUTE QUEST DIAGNOSTICS		2	2	50%	4
PRECISION LABS LLC		1	3	75%	4
MHHS All Lab Subsection		3			3
HEALTH CARE LABORATORY SERVICES			3	100%	3
AIM LABORATORIES			3	100%	3
LABCORP DIAGNOSTICS-MIAMI		2	1	33%	3
WESLEY CHAPEL INTERNAL MEDICINE AND PEDIATRICS			3	100%	3
LAKE WALES MEDICAL CENTER INC			3	100%	3
TIMBER RIDGE LABORATORY			3	100%	3
NORTHSHORE UNIVERSITY HEALTHSYSTEM EVANSTON HOSPITAL LAB			3	100%	3
COMMUNITY HEALTH NORTHWEST FLORIDA			3	100%	3
NORTHERN DUTCHESS HOSPITAL LABORATORY		3			3
NEW YORK STATE ELR - JACOBI MEDICAL CENTER		3			3
DOH-TAMPA BRANCH LABORATORY (MLK BLVD)			3	100%	3
MONTEFIORE ST LUKE'S CORNWALL HOSPITAL		2	1	33%	3
PINELLAS COUNTY HEALTH DEPARTMENT		2	1	33%	3
VIRGINIA DIVISION OF CONSOLIDATED LABORATORIES			3	100%	3
CENTRAL FLORIDA HEALTH CARE INC			3	100%	3
ST. JOSEPH'S HOSPITAL NORTH			3	100%	3
NORTH NAPLES HOSPITAL RESPIRATORY THERAPY DEPARTMENT			3	100%	3
BAYCARE OUTREACH LABORATORY HOSPITAL			3	100%	3
VA OUTPATIENT			3	100%	3
ASCENSION ST. VINCENT'S PRIMARY CARE			3	100%	3
FAMILY HEALTH CENTERS OF SWF LABS			3	100%	3
WOODHULL MEDICAL AND MENTAL HEALTH CTR		3			3
GULF COAST MEDICAL GROUP			3	100%	3
DORAL URGENT CARE			3	100%	3
WAKEMED		1	2	67%	3
VA GULF COAST VETERANS HEALTH CARE SYSTEM			3	100%	3
FLORIDA HOSPITAL			3	100%	3
BAYFRONT HEALTH PUNTA GORDA			3	100%	3
JOHNS HOPKINS MEDICAL LABORATORIES		1	2	67%	3
ILLINOIS DEPARTMENT OF PUBLIC HEALTH			3	100%	3
BARONESS ERLANGER HOSPITAL		3			3
MALABAR/ADVENT CENTRA CARE			3	100%	3
VIRTUA VOORHEES HOSPITAL		3			3
JACKSON SOUTH COMMUNITY HOSPITAL LAB			3	100%	3

# COVID-19: testing by laboratory

Data through Aug 9, 2020 verified as of Aug 10, 2020 at 09:25 AM

Data in this report are provisional and subject to change.

The numbers in the table below represent the number for whom test results were received by the Department of Health. A person can be tested by more than one laboratory and can have both positive and negative results. **Therefore, the sum of the numbers in each column will be larger than the total number of people tested.**

Reporting lab	Inconclusive	Negative	Positive	Percent positive	Total
URGENT CARE CURE			3	100%	3
INDIAN RIVER CHD VERO BEACH		2	1	33%	3
NEW YORK STATE ELR - ORANGE REGIONAL MEDICAL CENTER LABORATORY		3			3
JOE DIMAGGIO CHILDREN'S HOSPITAL		1	2	67%	3
ACCESS HEALTH CARE		2	1	33%	3
NAPHCARE, INC.			3	100%	3
CENTRA CARE – LAKE NONA		1	2	67%	3
KEY WEST URGENT CARE, INC		3			3
METHODIST MEDICAL CENTER		2	1	33%	3
PHYSICIANS STAT			3	100%	3
SAMARITAN MEDICAL CENTER		3			3
PENNSYLVANIA DEPARTMENT OF HEALTH BUREAU OF LABORATORIES			3	100%	3
ALACHUA COUNTY HEALTH DEPARTMENT			3	100%	3
NEW YORK STATE ELR - LONG ISLAND JEWISH MED CTR		3			3
ST LUKES HOSPITAL LABORATORY		2	1	33%	3
BOZEMAN HEALTH DEACONESS HOSPITAL		3			3
CENTRA CARE HUNTER'S CREEK			3	100%	3
QUATRACOR PLLC		3			3
MARSHALL MEDICAL CENTER SOUTH LAB		2	1	33%	3
PALMS WEST HOSPITAL			3	100%	3
PUBLIC HEALTH LAB		3			3
QUEST DIAGNOSTIC			3	100%	3
BRANCH MEDICAL CLINIC			3	100%	3
NORTH BROWARD HOSPITAL DISTRICT HEALTHCARE FOR THE HOMELESS			3	100%	3
EMERGENCY MEDICAL CENTER			3	100%	3
EISENHOWER ARMY MEDICAL CENTER			3	100%	3
MIAMI CANCER INSTITUTE			3	100%	3
BFT LAB			2	100%	2
UNIVERSITY HOSPITAL OF BROOKLYN		2			2
FLORIDA CLINICAL LABORATORY INC			2	100%	2
UNIVERSITY HOSPITAL			2	100%	2
UK HEALTHCARE			2	100%	2
TREASURE COAST COMMUNITY HEALTH			2	100%	2
INTERLACHEN PEDIATRICS		2			2
NEW YORK STATE ELR - COLUMBIA MEMORIAL HOSPITAL LABORATORY		2			2
TANNER MEDICAL CENTER EAST AL		2			2
ONSLOW MEMORIAL HOSPITAL LABORATORY		2			2
EXOSOME DIAGNOSTICS		2			2
VRL EUROFINs			2	100%	2
AMEERAH LABS			2	100%	2
GUTHRIE MEDICAL GROUP LABORATORIES		2			2
BIO-TECH CLINICAL LABORATORIES			2	100%	2
IOWA DEPARTMENT OF PUBLIC HEALTH			2	100%	2
PREMIER LABORATORY SERVICES, LLC			2	100%	2
BIRMINGHAM VAMC		1	1	50%	2
RUSH UNIVERSITY MEDICAL CENTER LABORATORY			2	100%	2
WHOLE CHILD PEDIATRICS			2	100%	2

# COVID-19: testing by laboratory

Data through Aug 9, 2020 verified as of Aug 10, 2020 at 09:25 AM

Data in this report are provisional and subject to change.

The numbers in the table below represent the number for whom test results were received by the Department of Health. A person can be tested by more than one laboratory and can have both positive and negative results. **Therefore, the sum of the numbers in each column will be larger than the total number of people tested.**

Reporting lab	Inconclusive	Negative	Positive	Percent positive	Total
ENGLEWOOD HOSPITAL AND MEDICAL CENTER			2	100%	2
BETH ISRAEL DEACONESS MEDICAL CENTER			2	100%	2
PPD			2	100%	2
CAPTAIN JAMES A. LOVELL FEDERAL HEALTHCARE CENTER			2	100%	2
MINUTECLINIC DIAGNOSTIC OF RHODE ISLAND, LLC #590		2			2
BIODESIX, INC.		2			2
BAY CARE LAB SERVICES/ST. ANTHONY'S HOSPITAL			2	100%	2
UC CORAL GABLES			2	100%	2
ACADIAN DIAGNOSTIC LABORATORIES		2			2
UNIVERSITY OF WASHINGTON MEDICAL CENTER			2	100%	2
GALEN BAYLOR EXTENSION		2			2
JOHNSON CITY MEDICAL CENTER		1	1	50%	2
ADVANCED URGENT CARE CENTER OF THE UPPER KEYS			2	100%	2
UNIVERSITY OF MIAMI			2	100%	2
UNIVERSITY OF CHICAGO MEDICAL CENTER LAB			2	100%	2
ST. JOSEPH REGIONAL MEDICAL CENTER			2	100%	2
SPARROW CENTRAL LAB			2	100%	2
CVS PHARMACY, INC DBA CVS/PHARMACY #10581		2			2
VIGILINT HEALTHCARE		1	1	50%	2
CALHOUN LIBERTY HOSPITAL			2	100%	2
LABCORP RARITAN		2			2
THOMAS LANGLEY			2	100%	2
EXECUTIVE MEDICAL SERVICES		2			2
UT MEMPHIS UNIVERSITY HEALTH SERVICES			2	100%	2
AMERICAN MEDICAL LABORATORIES			2	100%	2
URGENT CARE TCMA			2	100%	2
WATAUGA MEDICAL CENTER		1	1	50%	2
VIRTUA MEMORIAL HOSPITAL BURLINGTON COUNTY			2	100%	2
DEACONESS HOSPITAL			2	100%	2
UCLA HEALTHCARE CLINICAL LABS			2	100%	2
WALGREENS #5317		2			2
LABCORP - STUART		1	1	50%	2
VERMONT DEPARTMENT OF HEALTH LABORATORY		1	1	50%	2
ALABAMA DEPARTMENT OF PUBLIC HEALTH			2	100%	2
MONTANA PUBLIC HEALTH LAB			2	100%	2
AHSE ROP		2			2
AMERICAN FAMILY CARE- ORANGE BEACH			2	100%	2
SCDHEC BUREAU OF LABORATORIES			2	100%	2
ALLIANCE PEDIATRICS			2	100%	2
CONNECTDX			2	100%	2
QUEENS HOSPITAL CENTER		2			2
SARASOTA MEMORIAL MEDICAL URGENT CARE CENTER			2	100%	2
LAKE MARY KIDS CENTRA CARE			2	100%	2
MEMORIAL SLOAN KETTERING CANCER CENTER		1	1	50%	2
QUEST DIAGNOSTICS INCORPORATED			2	100%	2
NEW YORK STATE ELR - LONG ISLAND JEWISH VALLEY STREAM		2			2
QUEST DIAGNOSTICS-OCALA-SW HIGHWAY 200		2			2

# COVID-19: testing by laboratory

Data through Aug 9, 2020 verified as of Aug 10, 2020 at 09:25 AM

Data in this report are provisional and subject to change.

The numbers in the table below represent the number for whom test results were received by the Department of Health. A person can be tested by more than one laboratory and can have both positive and negative results. **Therefore, the sum of the numbers in each column will be larger than the total number of people tested.**

Reporting lab	Inconclusive	Negative	Positive	Percent positive	Total
FLORIDA HEALTH CARE PLANS			2	100%	2
RICHMOND UNIVERSITY MEDICAL CENTER		1	1	50%	2
FCHC (OB)-DARWIN SQUARE CTR.			2	100%	2
OMNICARE PHARMACY OF TEXAS 1, LP DBA OMNICARE		2			2
MIDMICHIGAN MEDICAL CENTER			2	100%	2
SIGNATURE CARE PFLUGERVILLE			2	100%	2
ST CHARLES HOSPITAL LABORATORY		2			2
HEALTH FIRST IBM-UX			2	100%	2
ST PETERSBURG PEDIATRICS-EAST BAY			2	100%	2
ERIE COUNTY MEDICAL CTR CLINICAL LABS		2			2
SHARP MEMORIAL HOSPITAL MICROBIOLOGY DEPT			2	100%	2
ROCKEFELLER UNIVERSITY CLINICAL GENOMICS LABORATOR		2			2
JACKSON LABORATORY OF GENOMIC MEDICINE		2			2
MEDRITE			2	100%	2
LABCORP PHOENIX			2	100%	2
MAYO			2	100%	2
SOUTH GEORGIA MEDICAL CENTER			2	100%	2
NOVANT HEALTH GOHEALTH URGENT CARE-HARRISBURG			2	100%	2
OKLAHOMA STATE DEPARTMENT OF HEALTH-PUBLIC HEALTH LABORATORY			2	100%	2
JOHN D. ARCHBOLD MEM. HOSPITAL			2	100%	2
MONROE COUNTY HOSPITAL		2			2
LINCOLN DIAGNOSTIC LAB		2			2
PHYSICIANS LABORATORY SERVICES			2	100%	2
MAILBOX DIAGNOSTICS		1	1	50%	2
NOVANT HEALTH INPATIENT CARE			2	100%	2
NEW YORK STATE ELR - NEW YORK PRESBYTERIAN-LOWER MANHATTAN		2			2
NLC LABS			2	100%	2
PRIMARY CARE OF THE TREASURE COAST			2	100%	2
CORAL GABLES HOSPITAL			2	100%	2
CONEMAUGH MEMORIAL MEDICAL CENTER		2			2
HEART OF FLORIDA HMA			2	100%	2
OMNI			2	100%	2
NEW YORK STATE ELR - ERIE COUNTY PUBLIC HEALTH CLINICAL		2			2
OHIO DEPARTMENT OF HEALTH LABORATORY		2			2
OHIO STATE UNIVERSITY MEDICAL CENTER			2	100%	2
MINUTE CLINIC LLC #2216		2			2
SHELBY BAPTIST MEDICAL CENTER			2	100%	2
NEW YORK STATE DEPARTMENT OF HEALTH		1	1	50%	2
NEBRASKA MEDICAL CENTER			2	100%	2
COASTAL MED URGENT CARE			2	100%	2
NEW YORK STATE ELR - AUBURN COMMUNITY HOSPITAL		2			2
NEW YORK STATE ELR - BELLEVUE HOSPITAL CENTER DEPARTMENT		2			2
INTERNAL MEDICINE ASSOCIATES-DUNELLON			2	100%	2
HOME ACCESS HEALTH			2	100%	2
ALTRU DIAGNOSTICS INC			2	100%	2
ALLIANCE LABS @LRMC			2	100%	2
SSM HEALTH ST LOUIS MICROBIOLOGY LABORATORY		1	1	50%	2



# COVID-19: testing by laboratory

Data through Aug 9, 2020 verified as of Aug 10, 2020 at 09:25 AM

Data in this report are provisional and subject to change.

The numbers in the table below represent the number for whom test results were received by the Department of Health. A person can be tested by more than one laboratory and can have both positive and negative results. **Therefore, the sum of the numbers in each column will be larger than the total number of people tested.**

Reporting lab	Inconclusive	Negative	Positive	Percent positive	Total
ALVERNO CLINICAL LABORATORIES			2	100%	2
LABCORP - LEESBURG			2	100%	2
PREMIER MEDICAL LABORATORY			2	100%	2
CELERION			2	100%	2
ADVANCED MEDICAL CARE			2	100%	2
QUEST DIAGNOSTICS-OCALA-SE 3RD		2			2
NEW YORK STATE ELR - GLENS FALLS HOSPITAL DEPARTMENT OF PATHOLOGY		2			2
MADISON COUNTY MEMORIAL HOSP		1	1	50%	2
LABCORP - OHIO			2	100%	2
COLLIER COUNTY HEALTH DEPT.			2	100%	2
GEORGIA DEPARTMENT OF PUBLIC HEALTH			2	100%	2
KETTERING HEALTH			2	100%	2
LEGACY LABORATORY SERVICES			2	100%	2
LEESBURG REGIONAL MEDICAL CENTER		1	1	50%	2
Cleveland Clinic Weston			2	100%	2
ST VINCENT'S CHILTON		1	1	50%	2
GEISINGER MEDICAL CENTER		2			2
DHEC - S.C PUBLIC HEALTH LAB			1	100%	1
BERKSHIRE MEDICAL CENTER			1	100%	1
HIGHLANDS CLINICAL LABORATORY			1	100%	1
WILLIAM A HINTON STATE LABORATORY INSTITUTE			1	100%	1
VALLEY HOSPITAL MEDICAL CENTER		1			1
MINUTE CLINIC DIAGNOSTIC OF VIRGINIA		1			1
Viracor Eurofins			1	100%	1
PEACHEALTH LABORATORIES		1			1
PIEDMONT HOSPITAL LAB			1	100%	1
WILMINGTON VA MEDICAL CENTER			1	100%	1
VITAE DIAGNOSTICS			1	100%	1
FALMOUTH BY THE SEA			1	100%	1
ARNOLD PALMER HOSPITAL LABORATORY			1	100%	1
AMD			1	100%	1
VIDANT MEDICAL CENTER			1	100%	1
DSI LABORATORIES-NAPLES-7TH			1	100%	1
DUKE HEALTH REGIONAL HOSPITAL			1	100%	1
UNK			1	100%	1
RIVERSIDE METHODIST HOSPITAL LAB			1	100%	1
CBC LAB			1	100%	1
CGH MEDICAL CENTER			1	100%	1
CLEVELAND CLINIC OHIO LABORATORIES			1	100%	1
UF KANAPAHA LAB BEAKER		1			1
THE UNIVERSITY OF VERMONT MEDICAL CENTER		1			1
UNIVERSITY OF KANSAS MEDICAL CENTER			1	100%	1
UNIVERSITY OF FLORIDA			1	100%	1
BMC/JACSONVILLE		1			1
ST.ELIZABETH HEALTH CENTER	1				1
ELITE CARE			1	100%	1
FLORIDA HOSPITAL KISSIMMEE			1	100%	1



# COVID-19: testing by laboratory

Data through Aug 9, 2020 verified as of Aug 10, 2020 at 09:25 AM

Data in this report are provisional and subject to change.

The numbers in the table below represent the number for whom test results were received by the Department of Health. A person can be tested by more than one laboratory and can have both positive and negative results. **Therefore, the sum of the numbers in each column will be larger than the total number of people tested.**

Reporting lab	Inconclusive	Negative	Positive	Percent positive	Total
HARLEM HOSPITAL CENTER		1			1
VA OUTPATIENT CLINIC			1	100%	1
AZALEA HEALTH			1	100%	1
EDGAR PRICE FAMILY & CHILDREN HEALTHCARE CENTER			1	100%	1
TUFTS MEDICAL CENTER			1	100%	1
REFERENCE LABORATORY			1	100%	1
BAPTIST ER TOWN CTR			1	100%	1
CAROLINAS HEALTHCARE SYSTEM LAB			1	100%	1
WEST VIRGINIA UNIVERSITY HOSPITALS			1	100%	1
DEPARTMENT OF HEALTH AND HUMAN SERVICES DIVISION OF BEHAVIORAL HEALTH		1			1
MARINA DEL REY HOSPITAL LAB			1	100%	1
WEST KENDALL HOSPITAL			1	100%	1
LABCORP SOUTH CHARLESTON			1	100%	1
YORK HOSPITAL - LABORATORY			1	100%	1
SUNY AT STONY BROOK			1	100%	1
HEALTH NETWORK LABORATORIES		1			1
FORT SANDERS REGIONAL LABORATORY		1			1
FLORIDA HOSPITAL ALTAMONTE			1	100%	1
VA GREATER LOS ANGELES HEALTH CARE SYSTEM			1	100%	1
VA HOSPITAL			1	100%	1
MD NOW URGENT CARE CENTER INC.			1	100%	1
MARYLAND DEPARTMENT OF HEALTH AND MENTAL HYGIENE			1	100%	1
MEMORIAL HEALTH UNIVERSITY MEDICAL CENTER			1	100%	1
EXCEL URGENT CARE OF NJ			1	100%	1
ARKANSAS DEPARTMENT OF HEALTH			1	100%	1
BAYCARE MEDICAL GROUP			1	100%	1
UW HOSPITAL AND CLINICS			1	100%	1
UNKNOWN - MI			1	100%	1
WEST PACIFIC MEDICAL LABORATORY			1	100%	1
BAPTIST HEALTH EXPRESS CARE AT KEY BISCAYNE			1	100%	1
WASHINGTON STATE DEPARTMENT OF HEALTH PUBLIC HEALTH LABORATORIES			1	100%	1
WELLINGTON WEST 100176			1	100%	1
CFCH - FROSTPROOF			1	100%	1
VELOCITY CARE			1	100%	1
COCOA BEACH/ADVENT CENTRA		1			1
ADVANCED LABORATORY SERVICES			1	100%	1
BIOMERIEUX			1	100%	1
US LABORATORIES			1	100%	1
CELEBRATION HOSPITAL			1	100%	1
CALIFORNIA PUBLIC HEALTH LABORATORY			1	100%	1
AFFILIATED LABORATORIES INC			1	100%	1
ALLIANCE LABORATORY SERVICES			1	100%	1
ADVENTIST HINSDALE HOSPITAL LABORATORY			1	100%	1
NORTH SHORE HEMATOLOGY-ONCOLOGY ASSOCIATES, PC		1			1
HOUSTON HEALTH DEPARTMENT - BUREAU OF LABORATORY SERVICES			1	100%	1
BROOKSVILLE REGIONAL HOSPITAL			1	100%	1
APPALACHIAN REGIONAL HEALTHCARE SYSTEM		1			1

# COVID-19: testing by laboratory

Data through Aug 9, 2020 verified as of Aug 10, 2020 at 09:25 AM

Data in this report are provisional and subject to change.

The numbers in the table below represent the number for whom test results were received by the Department of Health. A person can be tested by more than one laboratory and can have both positive and negative results. **Therefore, the sum of the numbers in each column will be larger than the total number of people tested.**

Reporting lab	Inconclusive	Negative	Positive	Percent positive	Total
BARDMOOR LABORATORY			1	100%	1
LAB CORP PHOENIX			1	100%	1
ADVENTHEALTH CENTRA CARE APOPKA			1	100%	1
JOHN D. ARCHBOLD MEMORIAL HOSPITAL			1	100%	1
KANSAS DEPARTMENT OF HEALTH			1	100%	1
SENTARA NORFOLK GENERAL HOSPITAL CENTRAL LAB			1	100%	1
SOUTHWEST FLORIDA DIVISION LAB			1	100%	1
SANFORD REGIONAL HOSPITAL WORTHINGTON		1			1
NORTHWEST FLORIDA CLINICAL LAB			1	100%	1
UAB			1	100%	1
GEORGETOWN URGENT CARE			1	100%	1
TIMPANOGOS REGIONAL HOSPITAL			1	100%	1
HARDIN MEMORIAL HOSPITAL - HEARTLAND PATHOLOGY CONSULTANTS			1	100%	1
FUNGAL REFERENCE LABORATORY		1			1
DOCS URGENT CARE			1	100%	1
MERCY HEALTH—MUSKEGON		1			1
UNIVERSITY LAB			1	100%	1
STANLY REGIONAL MEDICAL CENTER			1	100%	1
MISSOURI DEPARTMENT OF HEALTH AND SENIOR SERVICES - STATE PH LAB		1			1
COLORADO DEPARTMENT OF HEALTH LABORATORY SERVICES DIVISION			1	100%	1
COMPUNET CLINICAL LAB			1	100%	1
CQUENTIA NGS, LLC			1	100%	1
METRO KNOXVILLE HMA		1			1
HOLY NAME MEDICAL CENTER		1			1
TAMPA		1			1
NORTH RIVER FAMILY HEALTH CENTER			1	100%	1
ORANGE COUNTY HEALTH DEPT			1	100%	1
NORTHSIDE HOSPITAL DULUTH			1	100%	1
ONEIDA HEALTHCARE CENTER		1			1
NORTH CAROLINA STATE LABORATORY OF PUBLIC HEALTH, SPECTRUM LAB NETWORK			1	100%	1
NORTHWESTERN MEMORIAL HOSPITAL			1	100%	1
PRISMA HEALTH TUOMEY LABORATORY			1	100%	1
MOLECULAR PATHOLOGY LABORATORY			1	100%	1
MHS LAB		1			1
PEDIATRIC HEALTHCARE ALLIANCE			1	100%	1
PERDIDO URGENT CARE			1	100%	1
NEW YORK STATE ELR - MONTEFIORE MEDICAL CENTER LABORATORIES - WEILER			1	100%	1
LABCORP - ORLANDO		1			1
INTERMOUNTAIN CENTRAL LAB			1	100%	1
MEDONE URGENT CARE			1	100%	1
MARION COUNTY HEALTH DEPARTMENT			1	100%	1
LABCORP KANSAS CITY			1	100%	1
MEDICAL CENTER ENTERPRISE			1	100%	1
NEW YORK CITY DEPARTMENT OF HEALTH			1	100%	1
SONIC REFERENCE LABORATORY			1	100%	1
SMITH KLINE			1	100%	1
THE CHILDREN'S HOSPITAL OF PHILADELPHIA		1			1

# COVID-19: testing by laboratory

Data through Aug 9, 2020 verified as of Aug 10, 2020 at 09:25 AM

Data in this report are provisional and subject to change.

The numbers in the table below represent the number for whom test results were received by the Department of Health. A person can be tested by more than one laboratory and can have both positive and negative results. **Therefore, the sum of the numbers in each column will be larger than the total number of people tested.**

Reporting lab	Inconclusive	Negative	Positive	Percent positive	Total
SUNY UPSTATE MEDICAL UNIVERSITY			1	100%	1
SPRING HILL REGIONAL HOSPITAL			1	100%	1
QUEST - HOUSTON LAB			1	100%	1
DOCTORS CLINICAL LABORATORY, INC			1	100%	1
DERMDX, DIV OF AURORA DIAGNOSTICS/BERNHARDT LAB		1			1
COMMONWEALTH OF MASSACHUSETTS			1	100%	1
EXPRESS GENE MOLECULAR DIAGNOSTICS LABORATORY			1	100%	1
ELMHURST MEMORIAL HOSPITAL			1	100%	1
EAST TENNESSEE STATE UNIVERSITY		1			1
MID FLORIDA CLINICAL LABORATORY			1	100%	1
MINUTECLINIC DIAGNOSTIC OF TEXAS		1			1
BEAUMONT HOSPITAL, GROSSE POINTE			1	100%	1
MAGNOLIA PEDIATRICS			1	100%	1
CLIFTON-FINE HOSPITAL LABORATORY		1			1
CHARLOTTE CHD PORT CHARLOTTE		1			1
INTERMOUNTAIN MEDICAL CENTER			1	100%	1
SEMINOLE COUNTY HEALTH DEPARTMENT			1	100%	1
SOUTH LAKE FAMILY HEALTH CENTER			1	100%	1
MCH PHYSICIANS GROUP			1	100%	1
Lourdes Hospital			1	100%	1
LABCORP-CRYSTAL RIVER			1	100%	1
GRAND VIEW HOSPITAL			1	100%	1
JRS LABORATORY			1	100%	1
GENETRAIT LABORATORIES			1	100%	1
INDIAN RIVER CLINICAL LABORATORY, INC.		1			1
SOUTHWEST REGIONAL PCR LABORATORY			1	100%	1
HEALTH ALLIANCE			1	100%	1
MPG JACKSONVILLE ATLANTIC BLVD		1			1
Mt Sinai Aventura			1	100%	1
NAVAL BRANCH MEDICAL CLINIC			1	100%	1
NORTH BROWARD MEDICAL CENTER			1	100%	1
MINUTECLINIC DIAGNOSTIC OF TEXAS, LLC		1			1
MONTANA DEPARTMENT OF PUBLIC HEALTH & HUMAN SERVICES			1	100%	1
LATE HOURS URGENT CARE			1	100%	1
LABCORP-PORT ST.LUCIE		1			1
PARROTT MEDICAL CLINIC			1	100%	1
MIAMI BEACH URGENT CARE			1	100%	1
MARCO ISLAND HOSPITAL INC D/B/A			1	100%	1
MAGNOLIA ADULT, LLC			1	100%	1
LABCORP HOUSTON			1	100%	1
LEESBURG FAMILY MEDICINE		1			1
LOYOLA UNIVERSITY MEDICAL CENTER LABORATORY			1	100%	1
SEA LEVEL LABS			1	100%	1
REMISE OCCUPATIONAL HEALTH SOLUTIONS INC			1	100%	1
REGIONAL MEDICAL LABORATORY			1	100%	1
PALM SPRINGS GENERAL HOSPITAL			1	100%	1
NOT GIVEN			1	100%	1

# COVID-19: testing by laboratory

Data through Aug 9, 2020 verified as of Aug 10, 2020 at 09:25 AM

Data in this report are provisional and subject to change.

The numbers in the table below represent the number for whom test results were received by the Department of Health. A person can be tested by more than one laboratory and can have both positive and negative results. **Therefore, the sum of the numbers in each column will be larger than the total number of people tested.**

Reporting lab	Inconclusive	Negative	Positive	Percent positive	Total
NORTHERN WESTCHESTER HOSPITAL LABORATORY		1			1
PHELPS HOSPITAL LABORATORY		1			1
MEDICAL ARTS LABORATORY			1	100%	1
PEDIATRIC ASSOCIATES - JACKSONVILLE			1	100%	1
ROBERT WOOD JOHNSON HOSPITAL			1	100%	1
SUNRISE DIAGNOSTIC LABORATORY			1	100%	1
LabCorp L#09258090 M#09258105			1	100%	1
MINUTECLINIC DIAGNOSTIC			1	100%	1
NEW YORK STATE ELR - MERCY MEDICAL CENTER		1			1
MUNSON MEDICAL CENTER			1	100%	1
MONTEFIORE NYACK HOSPITAL AFFILIATED LABORATORY		1			1
MEDICAL CLINIC OF HOUSTON			1	100%	1
MD 365 MEDICAL CARE PLLC		1			1
LAKEVIEW REGIONAL HOSPITAL			1	100%	1
MEMORIAL HERMANN CONSOLIDATED LABORATORY SERVICES			1	100%	1
MEDSTAR HARBOR HOSPITAL			1	100%	1
LAKEWOOD RANCH ER 24/7			1	100%	1
PROGENESIS INC			1	100%	1
PRORENATA LABS			1	100%	1
QUEST ELR		1			1
RIVIERA BEACH HEALTH CENTER LAB			1	100%	1
RIVERSIDE MEDICAL GROUP		1			1
QUEST DIAGNOSTICS-WEST HILLS		1			1
SHANDS AT LAKE SHORE LAB			1	100%	1
SMITH NORTHVIEW HOSPITAL LAB			1	100%	1
NEW YORK STATE ELR - ST BARNABAS HOSPITAL		1			1
RIVERVIEW REGIONAL MEDICAL CENTER		1			1
OSWEGO HOSPITAL LABORATORY		1			1
SCIENCE CARE			1	100%	1
NORTH FLORIDA PEDIATRICS JASPER			1	100%	1
OHIO DEPARTMENT OF HEALTH			1	100%	1
OMNICARE PHARMACY OF TEXAS 1, LP		1			1
KETTERING MEDICAL CENTER			1	100%	1
KENTUCKY CABINET FOR HEALTH AND FAMILY SERVICES			1	100%	1
JEFFERSON COUNTY HEALTH DEPARTMENT-MONTICELLO		1			1
PARKWAY REGIONAL MEDICAL CENTER LAB			1	100%	1
PORT ST LUCIE REHABILITATION AND HEALTHCARE			1	100%	1
DOCTOR'S WALK-IN CLINIC / QUEST DIAGNOSTICS			1	100%	1
HANCOCK REGIONAL HOSPITAL		1			1
PALM BEACH COUNTY HEALTH DEPARTMENT LABORATORY			1	100%	1
GEORGE SAFRAN MD PC		1			1
COASTAL MEDICAL LAB			1	100%	1
CAROMONT HEALTH			1	100%	1
SANFORD SOUTH UNIVERSITY		1			1
HAWAII DEPARTMENT OF HEALTH LAB			1	100%	1
URGENT CARE WEST CLINIC			1	100%	1
ECLRS			1	100%	1

# COVID-19: testing by laboratory

Data through Aug 9, 2020 verified as of Aug 10, 2020 at 09:25 AM

Data in this report are provisional and subject to change.

The numbers in the table below represent the number for whom test results were received by the Department of Health. A person can be tested by more than one laboratory and can have both positive and negative results. **Therefore, the sum of the numbers in each column will be larger than the total number of people tested.**

Reporting lab	Inconclusive	Negative	Positive	Percent positive	Total
ACCESSLAB		1			1
LABCORP - PALM BEACH GARDENS			1	100%	1
LABCORP - LADY LAKE			1	100%	1
BEAUMONT REFERENCE LABORATORY			1	100%	1
MEDICAL CENTER AT OCEAN REEF			1	100%	1
APS-SUMMIT CARE PHARMACY, LLC DBA OMNICARE		1			1
DALLAS MEDICAL CENTER			1	100%	1
LABCORP - DAYTONA BEACH			1	100%	1
VA OUT PATIENT CENTER			1	100%	1
ILLINOIS DEPT OF PUBLIC HEALTH LABS			1	100%	1
ACL LABORATORIES INDUSTRIAL TOXICOLOGY			1	100%	1
LABCORP LAFAYETTE		1			1
LABCORP - HOLLYWOOD			1	100%	1
GENETIC ASSAYS INC			1	100%	1
FLORIDA DEPARTMENT OF HEALTH IN MIAMI DADE COUNTY			1	100%	1
ST JOSEPHS CHILDRENS HOSPITAL OUTREACH			1	100%	1
WARD MEMORIAL HOSPITAL		1			1
WEST			1	100%	1
HARTFORD HOSPITAL ANCILLARY LAB		1			1
BRISTOL REGINAL MEDICAL CENTER			1	100%	1
BIODORON LABORATORIES			1	100%	1
BAYONET POINT HOSPITAL LAB			1	100%	1
SACRED HEART MEDICAL GROUP			1	100%	1
SCRIPPS CLINIC MEDICAL			1	100%	1
CHATSWORTH ASSISTED LIVING COMMUNITY AT PGA NATIONAL			1	100%	1
ST. MARY MEDICAL CENTER		1			1
ADVENTHEALTH ZEPHYRHILLS			1	100%	1
ADVANCED MEDICAL LABORATORIES (AML)			1	100%	1
ST. LUCIE COUNTY HEALTH DEPARTMENT		1			1
ST. LUKE'S HOSPITAL - BETHLEHEM CAMPUS		1			1
ALABAMA REFERENCE LAB			1	100%	1
CATHOLIC HEALTH SYSTEM DEPT LABORATORY		1			1
CAH ACQUISITION COMPANY 11 LLC			1	100%	1
BLOUNT MEMORIAL HOSPITAL		1			1
CONEY ISLAND HOSPITAL		1			1
PATHLINE			1	100%	1
CITRUS PARK			1	100%	1
BEEBE MEDICAL CENTER LABORATORY		1			1
UNITED HEALTHCARE			1	100%	1
UNIVERSITY HOSPITALS OF CLEVELAND			1	100%	1
BLOOD SYSTEMS LABORATORIES			1	100%	1
BioReference Laboratories, Inc			1	100%	1
TRINITAS REGIONAL MEDICAL CENTER			1	100%	1
BAPTIST HEALTH MEDICAL CENTER			1	100%	1
ADVANCED URGENT CARE OF MARATHON			1	100%	1
LABCORP - JACKSONVILLE			1	100%	1
BEAUFORT MEMORIAL			1	100%	1

# COVID-19: testing by laboratory

Data through Aug 9, 2020 verified as of Aug 10, 2020 at 09:25 AM

Data in this report are provisional and subject to change.

The numbers in the table below represent the number for whom test results were received by the Department of Health. A person can be tested by more than one laboratory and can have both positive and negative results. **Therefore, the sum of the numbers in each column will be larger than the total number of people tested.**

Reporting lab	Inconclusive	Negative	Positive	Percent positive	Total
BAYFRONT MEDICAL			1	100%	1
BASCOM PALMER-MICRO LAB			1	100%	1
FLORIDA CLINICAL LABORATORY - BIOREFERENCE LABORATORIES			1	100%	1
DELAWARE DIAGNOSTICS LABS			1	100%	1
ORMC-ARDEN/EOI			1	100%	1
GIFFORD MEMORIAL HOSPITAL		1			1
FLORIDA HOSPITAL LAB			1	100%	1
FLORIDA DEPARTMENT OF HEALTH PALM BEACH COUNTY			1	100%	1
UNIVERSITY OF MISSOURI HEALTH CARE			1	100%	1
KANA MEDICAL			1	100%	1
TENNESSEE DOH - KNOXVILLE			1	100%	1
TEXAS DEPARTMENT OF STATE HEALTH SERVICES			1	100%	1
ACCESS HEALTH CARE PHYSICIANS			1	100%	1
State Lab Unspecifd			1	100%	1
SV MOBILE HEALTH			1	100%	1
UNITED CLINICAL LABORATORIES			1	100%	1
UNITED LABORATORY SERVICE			1	100%	1
HELIX DIAGNOSTICS			1	100%	1
THE HEART HOSPITAL BAYLOR PLANO			1	100%	1
TIEHH BIOTERRORISM RESPONSE LAB			1	100%	1
TRUMAN MEDICAL CENTER - HOSPITAL HILL			1	100%	1
BAYCARE OUTREACH LAB			1	100%	1
VIRACOR			1	100%	1
BAYCARE ALLIANT HOSPITAL			1	100%	1
UTMB PATHOLOGY CLINICAL SERVICES LABORATORY			1	100%	1
BAYLOR ESOTERIC AND MOLECULAR LAB			1	100%	1
BAYLOR COLLEGE OF MEDICINE			1	100%	1
SPECTOR SCIENTIFIC LAB			1	100%	1
ST FRANCIS			1	100%	1
AFC URGENT CARE			1	100%	1
WELLNOW URGENT CARE		1			1
SKY RIDGE MEDICAL CENTER - MICRO			1	100%	1
SOUTHEAST GEORGIA HEALTH SYSTEM			1	100%	1
<b>Total</b>	<b>26,513</b>	<b>4,611,442</b>	<b>682,190</b>	<b>13%</b>	<b>5,320,145</b>