

# COVID-19: summary of persons monitored, persons tested, and cases

Data through Aug 25, 2020 verified as of Aug 26, 2020 at 09:25 AM

Data in this report are provisional and subject to change.

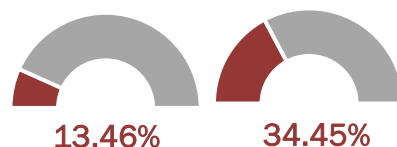
Monitored persons: people the Florida Department of Health was notified of for possible monitoring because they are a contact of a case, traveled from China, or were identified by the Centers for Disease Control and Prevention (CDC) as a part of an airline/ship contact investigation

<b>Total reports</b>	<b>195,248</b>
Total persons of high, medium, or unknown risk	191,589
High/medium/unknown risk still being monitored	12,690

Persons tested: includes PCR and antigen test results received by the Department of Health from the state public health laboratory (BPHL), as well as commercial and hospital laboratories

	Florida residents	Non-Florida residents
Total tested	4,480,431	19,209
Positive	602,113	6,609
Negative	3,871,518	12,578
Inconclusive	6,800	22
Awaiting testing	3,476	28

Percent positivity  
(based on positive and negative results)



Cases: people with positive PCR or antigen test result

<b>Total cases</b>	<b>608,722</b>
Florida residents	602,113
Non-Florida residents	6,609

<b>Type of testing</b>	
Florida residents	602,113
Positive by BPHL/CDC	21,555
Positive by commercial/hospital lab	580,558
PCR positive	594,604
Antigen positive	7,509
Non-Florida residents	6,609
Positive by BPHL/CDC	231
Positive by commercial/hospital lab	6,378
PCR positive	6,375
Antigen positive	234

<b>Characteristics</b>	
Florida residents hospitalized	37,404
Florida resident deaths	10,733
Non-Florida resident deaths	139

Hospitalized counts include anyone who was hospitalized at some point during their illness. It does not reflect the number of people currently hospitalized.

More information on deaths identified through death certificate data is available on the National Center for Health Statistics website at [www.cdc.gov/nchs/nvss/vsrr/COVID19/index.htm](http://www.cdc.gov/nchs/nvss/vsrr/COVID19/index.htm).

<b>Risk factors for Florida residents</b>	
Traveled	4,618
Contact with a known case	197,299
Traveled and contact with a known case	4,843
Neither	395,353
No travel and no contact	70,727
Travel is unknown	243,922
Contact is unknown	140,581
Contact is pending	168,015

Travel can be unknown and contact can be unknown or pending for the same case, these numbers will sum to more than the "neither" total.

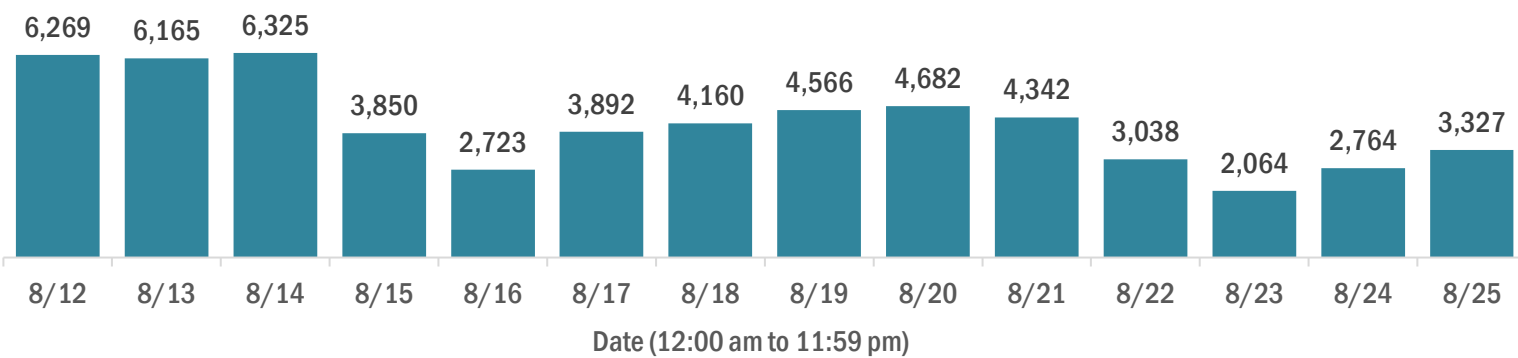
# COVID-19: cases and laboratory testing over time

Data through Aug 25, 2020 verified as of Aug 26, 2020 at 09:25 AM

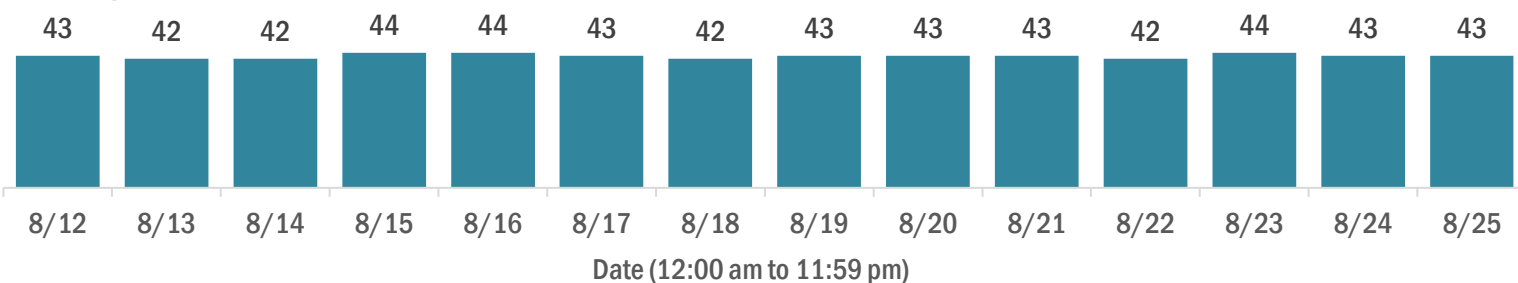
Data in this report are provisional and subject to change.

## Cases in Florida residents per day for the past 2 weeks

### Number of cases per day



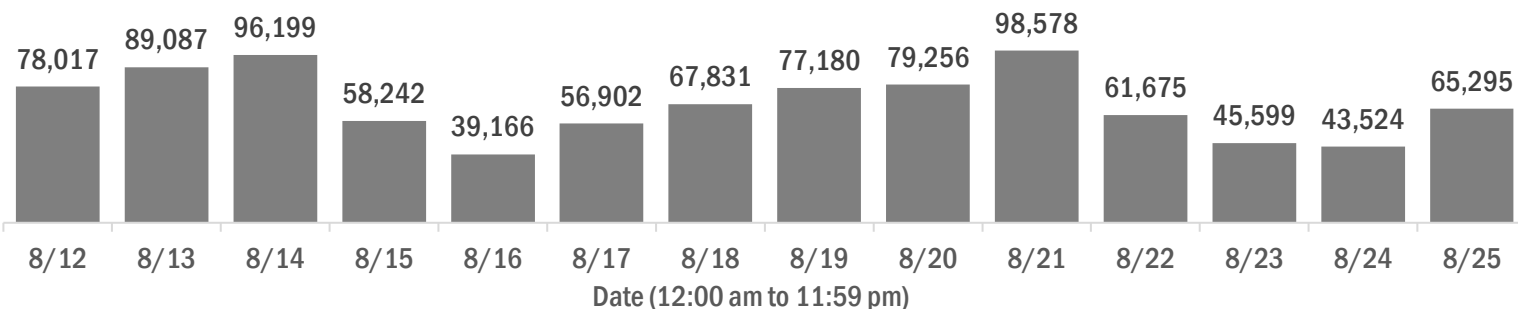
### Median age of cases by day



## Laboratory testing for Florida residents over the past 2 weeks

### Number of Florida residents tested per day

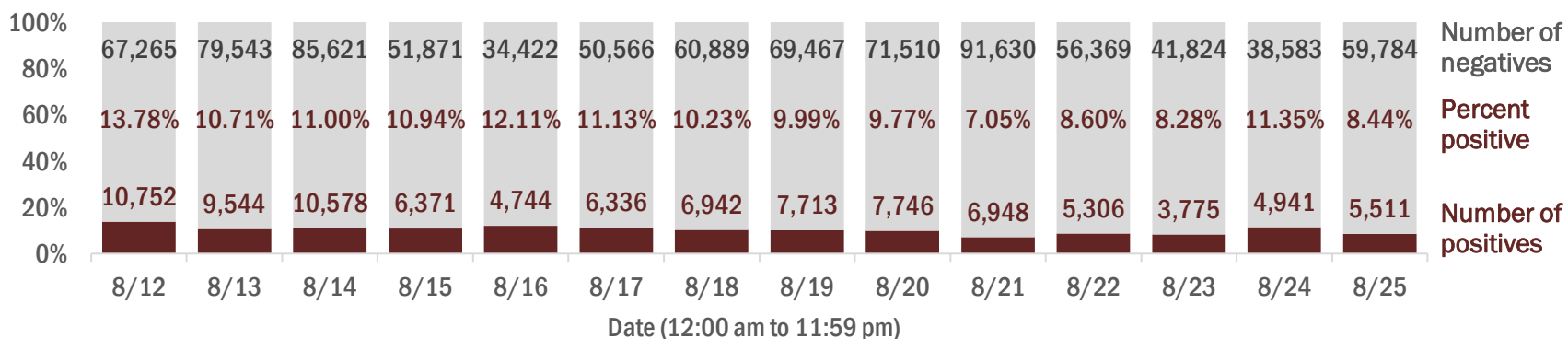
These counts include the number of people for whom the Department received PCR or antigen laboratory results by day. People tested on multiple days will be included for each day a new result was received. A person is only counted once for each day they are tested, regardless of whether multiple specimens are tested or multiple results are received.



### Number and percent of Florida residents with positive test results

The percent of positive results ranged from 7.05% to 13.78% over the past 2 weeks and was 8.44% yesterday.

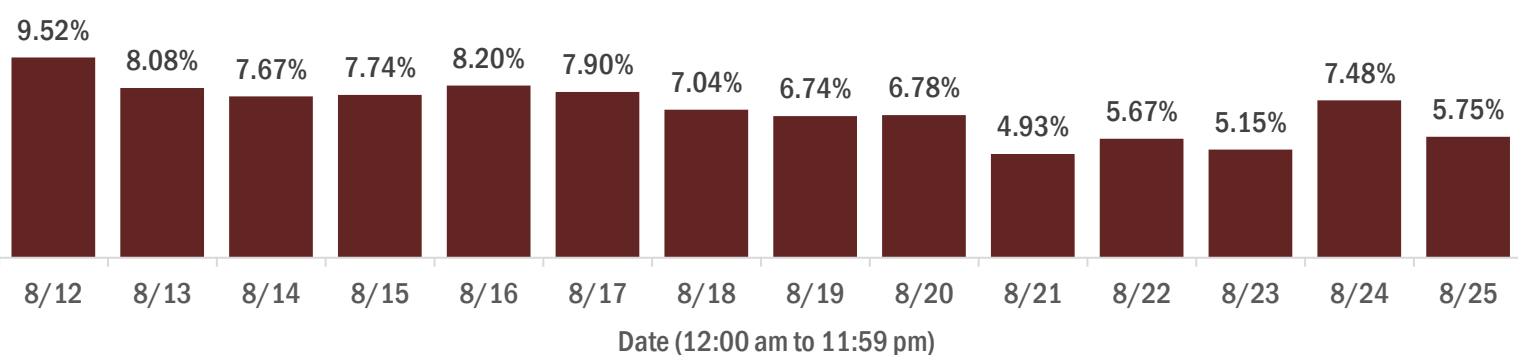
These counts include the number of people for whom the Department received PCR or antigen laboratory results by day. People tested on multiple days will be included for each day a new result was received. A person is only counted once for each day they are tested, regardless of whether multiple specimens are tested or multiple results are received. If a person has a positive specimen and a negative specimen in the same day, only the positive result is counted.



### Percent positivity for new cases in Florida residents

The percent of positive results ranged from 4.93% to 9.52% over the past 2 weeks and was 5.75% yesterday.

This percent is the number of people who test PCR- or antigen-positive for the first time divided by all the people tested that day, excluding people who have previously tested positive.



# COVID-19: characteristics of 602,113 Florida resident cases

Data through Aug 25, 2020 verified as of Aug 26, 2020 at 09:25 AM

Data in this report are provisional and subject to change.

Age group	Cases	Hospitalizations	Deaths
0-4 years	10,248   2%	238   1%	0   0%
5-14 years	24,698   4%	208   1%	4   0%
15-24 years	89,626   15%	946   3%	27   0%
25-34 years	113,903   19%	2,155   6%	70   1%
35-44 years	98,992   16%	3,261   9%	206   2%
45-54 years	96,657   16%	4,793   13%	445   4%
55-64 years	78,851   13%	6,650   18%	1,156   11%
65-74 years	45,754   8%	7,277   19%	2,248   21%
75-84 years	26,338   4%	6,832   18%	3,114   29%
85+ years	15,360   3%	5,039   13%	3,463   32%
Unknown	1,686   0%	5   0%	0   0%
<b>Total</b>	<b>602,113</b>	<b>37,404</b>	<b>10,733</b>

Gender	Cases
Female	307,522   51%
Male	290,471   48%
Unknown	4,120   1%
<b>Total</b>	<b>602,113</b>

Ethnicity	Cases	Hospitalizations	Deaths
Hispanic	171,699   29%	11,342   30%	2,643   25%
Non-Hispanic	225,742   37%	23,610   63%	7,027   65%
Unknown	204,672   34%	2,452   7%	1,063   10%
<b>Total</b>	<b>602,113</b>	<b>37,404</b>	<b>10,733</b>

Race and ethnicity	Cases	Hospitalizations	Deaths
White	253,041   42%	22,370   60%	7,177   67%
Hispanic	112,694   19%	7,995   21%	2,035   19%
Non-Hispanic	120,057   20%	13,501   36%	4,703   44%
Unknown	20,290   3%	874   2%	439   4%
Black	93,713   16%	9,076   24%	2,112   20%
Hispanic	4,362   1%	390   1%	68   1%
Non-Hispanic	79,704   13%	8,385   22%	1,944   18%
Unknown	9,647   2%	301   1%	100   1%
Other race	76,516   13%	4,495   12%	895   8%
Hispanic	39,069   6%	2,624   7%	448   4%
Non-Hispanic	22,544   4%	1,597   4%	342   3%
Unknown	14,903   2%	274   1%	105   1%
Unknown race	178,843   30%	1,463   4%	549   5%
Hispanic	15,574   3%	333   1%	92   1%
Non-Hispanic	3,437   1%	127   0%	38   0%
Unknown	159,832   27%	1,003   3%	419   4%
<b>Total</b>	<b>602,113</b>	<b>37,404</b>	<b>10,733</b>

**Hospitalization** counts include anyone who was hospitalized at some point during their illness. It does not reflect the number of people currently hospitalized. **Other race** includes any person with a race of American Indian/Alaskan native, Asian, native Hawaiian/Pacific Islander, or other.

# COVID-19: deaths in Florida residents and staff of long-term care facilities

Data through Aug 25, 2020 verified as of Aug 26, 2020 at 09:25 AM

Data in this report are provisional and subject to change.

For current cases in residents or staff of long-term care facilities, please visit: <https://floridahealthcovid19.gov/>

County	Deaths		County	Deaths		County	Deaths	
Dade	685	15%	Indian River	46	1%	Calhoun	6	0%
Palm Beach	457	10%	Clay	43	1%	Gilchrist	6	0%
Pinellas	441	10%	Osceola	41	1%	Okeechobee	6	0%
Broward	348	8%	Suwannee	40	1%	Jefferson	4	0%
Hillsborough	254	6%	Okaloosa	39	1%	Baker	3	0%
Polk	228	5%	Lake	37	1%	Lafayette	3	0%
Lee	219	5%	Hernando	32	1%	Nassau	3	0%
Brevard	122	3%	St. Johns	24	1%	Bradford	2	0%
St. Lucie	120	3%	Hendry	19	0%	Hardee	2	0%
Manatee	119	3%	Bay	17	0%	Holmes	2	0%
Sarasota	117	3%	Citrus	16	0%	Desoto	1	0%
Seminole	115	3%	Highlands	16	0%	Flagler	1	0%
Duval	104	2%	Alachua	14	0%	Gulf	1	0%
Volusia	100	2%	Walton	13	0%	Levy	1	0%
Escambia	87	2%	Putnam	12	0%	Monroe	1	0%
Pasco	83	2%	Sumter	12	0%	Taylor	1	0%
Orange	82	2%	Washington	12	0%	<b>Total</b>	<b>4,530</b>	
Collier	79	2%	Leon	11	0%			
Marion	70	2%	Columbia	10	0%			
Martin	70	2%	Madison	9	0%			
Charlotte	55	1%	Santa Rosa	9	0%			
Jackson	52	1%	Gadsden	8	0%			

**Note:** cases are summarized by the county of usual residence. Residents and staff may be cases associated with facilities that are not in their county of usual residence, resulting in cases being included below for counties that do not have facilities with known cases.

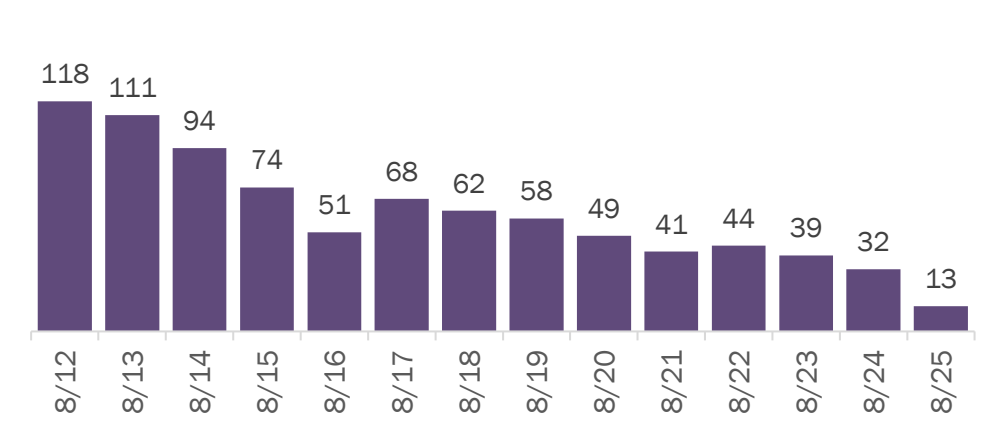
# COVID-19: cases in Florida residents who have died

Data through Aug 25, 2020 verified as of Aug 26, 2020 at 09:25 AM

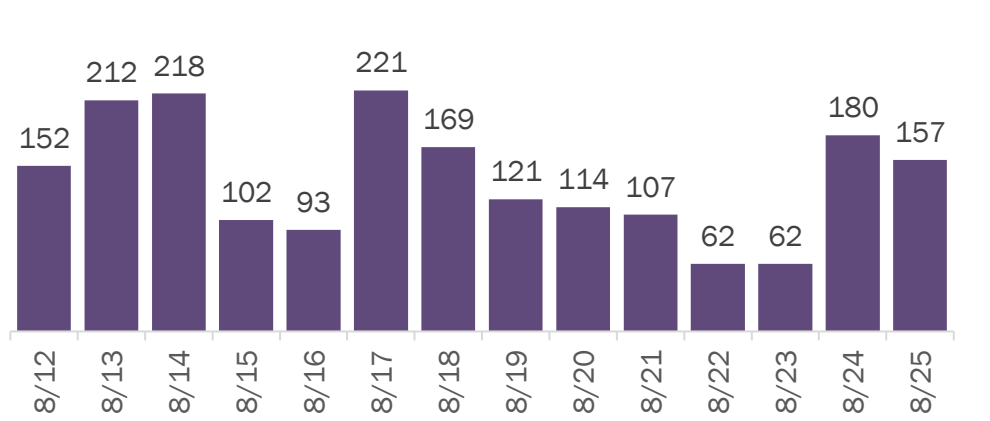
Data in this report are provisional and subject to change.

## Demographics for all identified COVID-19 deaths: 10,733

### Deaths by date of death



### Deaths by date reported to the Department



Median age: 79 years

Age group	Deaths	Cases	Case fatality rate	Mortality rate per 100,000 population
0-4 years	0	10,248	0.0%	0.0
5-14 years	4	24,698	0.0%	0.2
15-24 years	27	89,626	0.0%	1.1
25-34 years	70	113,903	0.1%	2.5
35-44 years	206	98,992	0.2%	7.9
45-54 years	445	96,657	0.5%	16.0
55-64 years	1,156	78,851	1.5%	40.0
65-74 years	2,248	45,754	4.9%	92.6
75-84 years	3,114	26,338	11.8%	221.8
85+ years	3,463	15,360	22.5%	599.6
Unknown	0	1,686	0.0%	
<b>Total</b>	<b>10,733</b>	<b>602,113</b>	<b>1.8%</b>	<b>49.7</b>

Race	Deaths	Cases	Case fatality rate	Mortality rate per 100,000 population
White	7,177	253,041	2.8%	43.0
Black	2,112	93,713	2.3%	57.7
Other	895	76,516	1.2%	71.9
Unknown	549	178,843	0.3%	
<b>Total</b>	<b>10,733</b>	<b>602,113</b>	<b>1.8%</b>	<b>49.7</b>

Gender	Deaths	Cases	Case fatality rate	Mortality rate per 100,000 population
Female	4,780	307,522	1.6%	43.3
Male	5,941	290,471	2.0%	56.3
Unknown	12	4,120	0.3%	
<b>Total</b>	<b>10,733</b>	<b>602,113</b>	<b>1.8%</b>	<b>49.7</b>

Ethnicity	Deaths	Cases	Case fatality rate	Mortality rate per 100,000 population
Non-Hispanic	7,027	225,742	3.1%	44.1
Hispanic	2,643	171,699	1.5%	46.5
Unknown	1,063	204,672	0.5%	
<b>Total</b>	<b>10,733</b>	<b>602,113</b>	<b>1.8%</b>	<b>49.7</b>

## Age group distribution for deaths reported since previous report, previous 2 weeks, and cumulatively

155 deaths reported since previous report		1,970 deaths reported from Aug 12 - Aug 25		10,733 deaths reported cumulatively	
0-4 years	0	0-4 years	0	0-4 years	0
5-14 years	0	5-14 years	1	5-14 years	4
15-24 years	0	15-24 years	7	15-24 years	27
25-34 years	1	25-34 years	10	25-34 years	70
35-44 years	2	35-44 years	24	35-44 years	206
45-54 years	5	45-54 years	66	45-54 years	445
55-64 years	21	55-64 years	247	55-64 years	1,156
65-74 years	33	65-74 years	446	65-74 years	2,248
75-84 years	43	75-84 years	586	75-84 years	3,114
85+ years	50	85+ years	583	85+ years	3,463
Unknown	0	Unknown	0	Unknown	0

# COVID-19: cases in Florida residents who have died

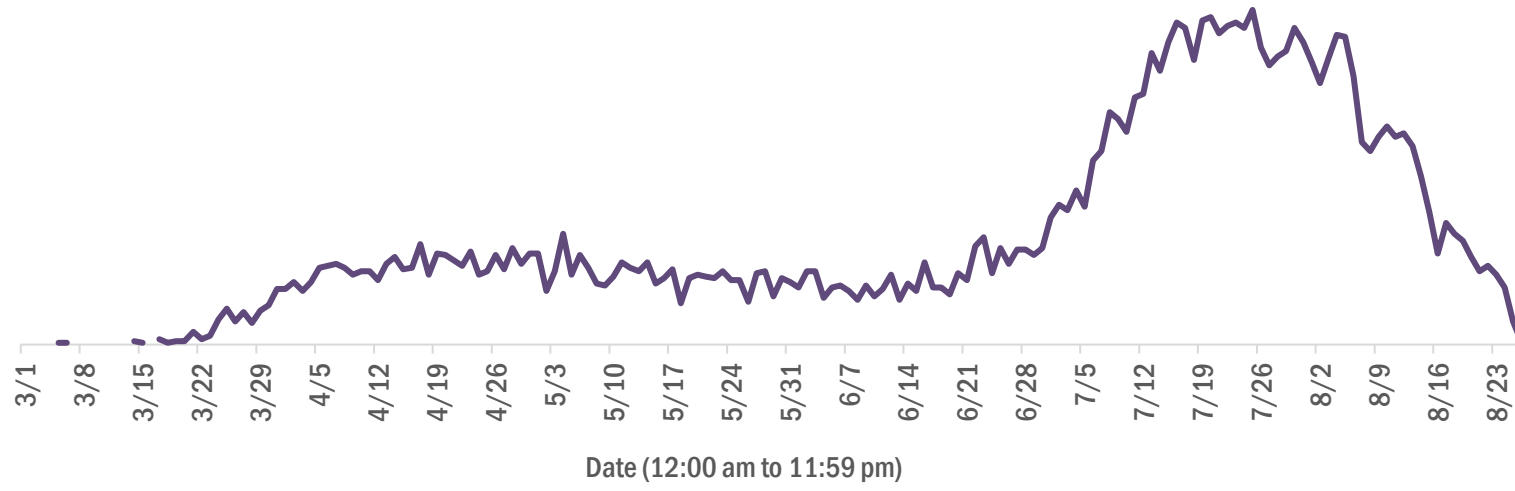
Data through Aug 25, 2020 verified as of Aug 26, 2020 at 09:25 AM

Data in this report are provisional and subject to change.

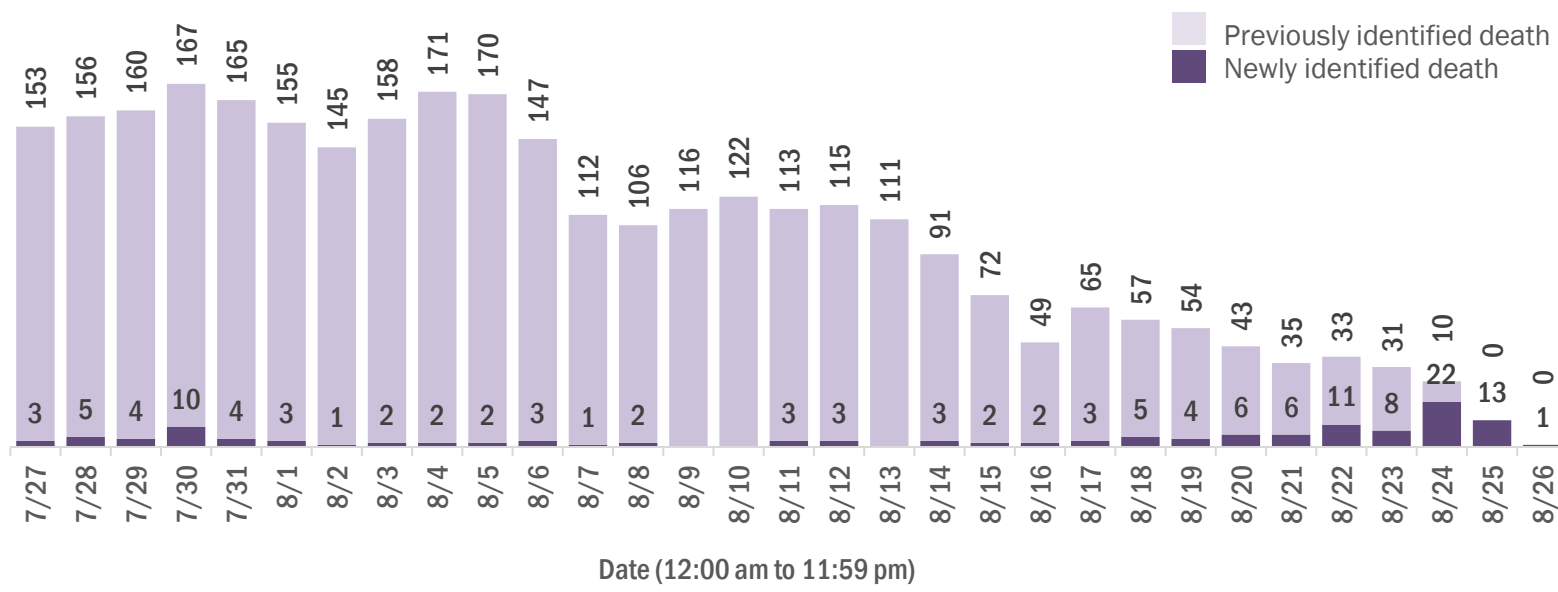
## Deaths in Florida residents by date of death

10,733 deaths reported cumulatively, 155 deaths reported since previous report

### March to present



### Past 30 days



# COVID-19: characteristics of 608,722 cases

Data through Aug 25, 2020 verified as of Aug 26, 2020 at 09:25 AM

Data in this report are provisional and subject to change.

Tables below include cases in Florida residents and non-Florida residents.

All 67 Florida counties have cases:

County	FL resident cases	Non-FL resident cases	Total cases	FL resident deaths	FL death rate
Dade	152,939	1,196	154,135	2,317	1.5%
Broward	69,326	557	69,883	1,160	1.7%
Palm Beach	40,643	370	41,013	1,078	2.7%
Hillsborough	36,006	151	36,157	537	1.5%
Orange	34,669	414	35,083	365	1.1%
Duval	25,609	270	25,879	246	1.0%
Pinellas	19,461	144	19,605	635	3.3%
Lee	17,927	290	18,217	409	2.3%
Polk	16,440	58	16,498	423	2.6%
Collier	11,269	107	11,376	170	1.5%
Escambia	9,965	979	10,944	179	1.8%
Osceola	10,758	86	10,844	128	1.2%
Manatee	10,169	109	10,278	252	2.5%
Volusia	9,006	63	9,069	185	2.1%
Marion	8,157	15	8,172	156	1.9%
Pasco	7,818	50	7,868	171	2.2%
Seminole	7,808	31	7,839	169	2.2%
Sarasota	7,006	60	7,066	191	2.7%
Brevard	7,019	21	7,040	200	2.8%
St. Lucie	6,747	26	6,773	230	3.4%
Lake	6,125	38	6,163	98	1.6%
Leon	5,842	133	5,975	30	0.5%
Bay	5,156	81	5,237	76	1.5%
Alachua	4,992	61	5,053	31	0.6%
Santa Rosa	4,483	40	4,523	54	1.2%
St. Johns	4,159	60	4,219	54	1.3%
Martin	4,144	29	4,173	113	2.7%
Okaloosa	3,992	28	4,020	75	1.9%
Clay	3,746	13	3,759	73	1.9%
Columbia	3,254	15	3,269	31	1.0%
Indian River	2,763	17	2,780	91	3.3%
Charlotte	2,576	6	2,582	108	4.2%
Hernando	2,476	17	2,493	79	3.2%
Suwannee	2,360	17	2,377	56	2.4%
Jackson	2,273	19	2,292	65	2.9%
Gadsden	2,232	8	2,240	31	1.4%
Citrus	1,990	6	1,996	53	2.7%
Hendry	1,946	2	1,948	39	2.0%
Highlands	1,749	7	1,756	57	3.3%
Sumter	1,733	9	1,742	47	2.7%
Putnam	1,738	2	1,740	36	2.1%
Monroe	1,671	29	1,700	15	0.9%
Walton	1,469	132	1,601	20	1.4%
Nassau	1,438	95	1,533	16	1.1%
Desoto	1,453	4	1,457	21	1.4%
Flagler	1,262	13	1,275	15	1.2%
Okeechobee	1,206	4	1,210	14	1.2%
Taylor	1,168	3	1,171	5	0.4%
Lafayette	1,169	0	1,169	7	0.6%
Baker	1,132	0	1,132	4	0.4%
Hardee	1,066	7	1,073	9	0.8%
Washington	979	11	990	15	1.5%
Unknown	244	642	886	0	0.0%
Levy	870	4	874	6	0.7%
Wakulla	863	6	869	7	0.8%
Madison	827	14	841	14	1.7%
Gulf	791	10	801	9	1.1%
Dixie	680	1	681	4	0.6%
Hamilton	676	5	681	4	0.6%
Bradford	673	0	673	5	0.7%
Holmes	589	11	600	4	0.7%
Union	547	0	547	5	0.9%
Calhoun	545	1	546	8	1.5%
Franklin	518	4	522	3	0.6%
Jefferson	485	8	493	6	1.2%
Glades	451	0	451	3	0.7%
Gilchrist	443	0	443	9	2.0%
Liberty	427	0	427	7	1.6%
<b>Total</b>	<b>602,113</b>	<b>6,609</b>	<b>608,722</b>	<b>10,733</b>	<b>1.8%</b>

# COVID-19: characteristics of 602,113 Florida resident cases

Data through Aug 25, 2020 verified as of Aug 26, 2020 at 09:25 AM

Data in this report are provisional and subject to change.

The table below includes the cities and counties of residence for cases in Florida residents based on the patient's ZIP Code.

Note that city is not always received as part of the initial notification and may be missing while the case is being investigated.

City and county	Cases
Miami, Dade	90,938
Orlando, Orange	26,098
Jacksonville, Duval	23,894
Hialeah, Dade	21,880
Tampa, Hillsborough	21,633
Fort Lauderdale, Broward	15,376
Hollywood, Broward	13,212
Homestead, Dade	10,316
West Palm Beach, Palm Beach	10,187
Kissimmee, Osceola	8,661
Naples, Collier	8,274
Pompano Beach, Broward	8,089
Pensacola, Escambia	8,001
Saint Petersburg, Pinellas	7,955
Fort Myers, Lee	7,416
Bradenton, Manatee	6,947
Ocala, Marion	6,439
Tallahassee, Leon	5,666
Lake Worth, Palm Beach	5,630
Boca Raton, Palm Beach	5,591
Lakeland, Polk	5,264
Sarasota, Sarasota	5,062
Miramar, Broward	4,437
Cape Coral, Lee	4,199
Gainesville, Alachua	4,018
Port Saint Lucie, St. Lucie	3,981
Miami Gardens, Dade	3,909
Clearwater, Pinellas	3,887
Boynton Beach, Palm Beach	3,676
Lehigh Acres, Lee	3,611
Miami Beach, Dade	3,490
Panama City, Bay	3,351
Winter Haven, Polk	3,209
Coral Springs, Broward	3,107
Lake City, Columbia	3,089
Delray Beach, Palm Beach	2,798
Sunrise, Broward	2,552
Davie, Broward	2,524
Milton, Santa Rosa	2,469
Fort Pierce, St. Lucie	2,440
Brandon, Hillsborough	2,370
Opa Locka, Dade	2,347
Riverview, Hillsborough	2,310
Plant City, Hillsborough	2,298
Missing, Broward	2,278
Doral, Dade	2,248
Immokalee, Collier	2,237
Saint Augustine, St. Johns	2,230
Apopka, Orange	2,219
Melbourne, Brevard	2,084
Largo, Pinellas	2,067
North Miami Beach, Dade	2,025
Daytona Beach, Volusia	2,013
Live Oak, Suwannee	2,003
Stuart, Martin	1,979
Vero Beach, Indian River	1,957
Plantation, Broward	1,935
Tamarac, Broward	1,926
Sanford, Seminole	1,923



# COVID-19: characteristics of 602,113 Florida resident cases

Data through Aug 25, 2020 verified as of Aug 26, 2020 at 09:25 AM

Data in this report are provisional and subject to change.

The table below includes the cities and counties of residence for cases in Florida residents based on the patient's ZIP Code.

Note that city is not always received as part of the initial notification and may be missing while the case is being investigated.

City and county	Cases
Deerfield Beach, Broward	1,915
Miami Lakes, Dade	1,836
Jupiter, Palm Beach	1,819
Saint Cloud, Osceola	1,787
Orange Park, Clay	1,742
New Port Richey, Pasco	1,738
Deltona, Volusia	1,654
Coral Gables, Dade	1,618
Clermont, Lake	1,578
Margate, Broward	1,573
Weston, Broward	1,567
Palmetto, Manatee	1,513
Lake Worth Beach, Palm Beach	1,509
Palm Bay, Brevard	1,495
Deland, Volusia	1,441
Fort Walton Beach, Okaloosa	1,417
North Lauderdale, Broward	1,384
Coconut Creek, Broward	1,359
Missing, Dade	1,339
Spring Hill, Hernando	1,325
Hallandale, Broward	1,319
Port Charlotte, Charlotte	1,311
Palm Beach Gardens, Palm Beach	1,311
Haines City, Polk	1,308
Davenport, Polk	1,286
Altamonte Springs, Seminole	1,286
Arcadia, Desoto	1,280
Cutler Ridge, Dade	1,270
Winter Garden, Orange	1,265
Winter Park, Orange	1,238
Ocoee, Orange	1,231
Oviedo, Seminole	1,197
Bonita Springs, Lee	1,185
Mayo, Lafayette	1,141
Okeechobee, Okeechobee	1,137
North Miami, Dade	1,133
Royal Palm Beach, Palm Beach	1,113
Quincy, Gadsden	1,113
Land O Lakes, Pasco	1,101
Wellington, Palm Beach	1,098
Wesley Chapel, Pasco	1,095
Palm Harbor, Pinellas	1,083
Oakland Park, Broward	1,075
Perry, Taylor	1,072
Ruskin, Hillsborough	1,035
Clewiston, Hendry	1,020
Pinellas Park, Pinellas	1,011
Punta Gorda, Charlotte	984
Valrico, Hillsborough	980
Lutz, Hillsborough	968
Palm Coast, Flagler	956
Leesburg, Lake	953
Indiantown, Martin	940
Pembroke Pines, Broward	936
Longwood, Seminole	929
Seminole, Pinellas	914
Belle Glade, Palm Beach	911
Century, Escambia	904
Missing, Palm Beach	892

# COVID-19: characteristics of 602,113 Florida resident cases

Data through Aug 25, 2020 verified as of Aug 26, 2020 at 09:25 AM

Data in this report are provisional and subject to change.

The table below includes the cities and counties of residence for cases in Florida residents based on the patient's ZIP Code.

Note that city is not always received as part of the initial notification and may be missing while the case is being investigated.

City and county	Cases
Wimauma, Hillsborough	852
North Port, Sarasota	850
Brooksville, Hernando	849
Florida City, Dade	840
Palatka, Putnam	831
Crestview, Okaloosa	823
Middleburg, Clay	820
Lynn Haven, Bay	800
Ormond Beach, Volusia	800
Casselberry, Seminole	798
Bartow, Polk	781
Windermere, Orange	777
Key West, Monroe	773
Cocoa, Brevard	765
Carol City, Dade	763
Chipley, Washington	762
Cantonment, Escambia	757
Sebring, Highlands	750
Graceville, Jackson	750
Kissimmee, Polk	747
Jacksonville Beach, Duval	745
Auburndale, Polk	741
Crawfordville, Wakulla	709
Lake Mary, Seminole	692
Dade City, Pasco	687
North Fort Myers, Lee	683
Tavares, Lake	677
Zephyrhills, Pasco	676
Crossings, Dade	671
Hudson, Pasco	661
Aventura, Dade	659
Panama City Beach, Bay	652
Gulf Breeze, Santa Rosa	651
Lake Wales, Polk	650
Port Orange, Volusia	648
Sanderson, Baker	631
Port Richey, Pasco	625
Labelle, Hendry	621
Loxahatchee, Palm Beach	610
Marianna, Jackson	607
Venice, Sarasota	601
Tarpon Springs, Pinellas	592
Winter Springs, Seminole	585
Riviera Beach, Palm Beach	579
Mulberry, Polk	565
Seffner, Hillsborough	563
Navarre, Santa Rosa	556
Cooper City, Broward	553
Sarasota, Manatee	551
Maitland, Orange	544
Fernandina Beach, Nassau	539
Saint Johns, St. Johns	539
Orange City, Volusia	536
Avon Park, Highlands	536
Destin, Okaloosa	532
South Bay, Palm Beach	526
Merritt Island, Brevard	525
Starke, Bradford	523
Holiday, Pasco	518

# COVID-19: characteristics of 602,113 Florida resident cases

Data through Aug 25, 2020 verified as of Aug 26, 2020 at 09:25 AM

Data in this report are provisional and subject to change.

The table below includes the cities and counties of residence for cases in Florida residents based on the patient's ZIP Code.

Note that city is not always received as part of the initial notification and may be missing while the case is being investigated.

City and county	Cases
Eustis, Lake	516
Ponte Vedra Beach, St. Johns	514
Everglades National Park, Dade	508
Defuniak Springs, Walton	503
Santa Rosa Beach, Walton	501
Madison, Madison	491
Missing, Collier	486
Wauchula, Hardee	485
Green Cove Springs, Clay	484
The Villages, Sumter	484
Dunedin, Pinellas	476
Titusville, Brevard	474
Niceville, Okaloosa	474
Inverness, Citrus	474
Dania, Broward	466
Dover, Hillsborough	463
Wewahitchka, Gulf	454
Parrish, Manatee	453
Jasper, Hamilton	453
Fleming Island, Clay	452
Key Biscayne, Dade	452
New Smyrna Beach, Volusia	451
Mount Dora, Lake	447
Gibsonton, Hillsborough	446
Havana, Gadsden	445
Bonifay, Holmes	444
Palm City, Martin	439
Coconut Grove, Dade	438
Groveland, Lake	437
Pahokee, Palm Beach	434
Lantana, Palm Beach	431
Monticello, Jefferson	430
Rockledge, Brevard	428
Esteros, Lee	426
Lake Butler, Union	423
Missing, Hillsborough	420
Parkland, Broward	419
Moore Haven, Glades	418
El Portal, Dade	409
Cross City, Dixie	405
Missing, Duval	401
Biscayne Park, Dade	400
South Miami, Dade	397
Odessa, Hillsborough	395
Fellsmere, Indian River	387
Pinecrest, Dade	384
Missing, Orange	380
Lauderdale Lakes, Broward	379
Crescent City, Putnam	373
Hobe Sound, Martin	367
Blountstown, Calhoun	357
Carrabelle, Franklin	354
Atlantic Beach, Duval	349
Pace, Santa Rosa	348
Bristol, Liberty	347
Debary, Volusia	347
Sun City Center, Hillsborough	346
Oldsmar, Pinellas	343
Polk City, Polk	342

# COVID-19: characteristics of 602,113 Florida resident cases

Data through Aug 25, 2020 verified as of Aug 26, 2020 at 09:25 AM

Data in this report are provisional and subject to change.

The table below includes the cities and counties of residence for cases in Florida residents based on the patient's ZIP Code.

Note that city is not always received as part of the initial notification and may be missing while the case is being investigated.

City and county	Cases
Palm Springs, Palm Beach	336
Lauderhill, Broward	333
Coral, Dade	332
Lithia, Hillsborough	331
Wildwood, Sumter	328
Summerfield, Marion	325
North Palm Beach, Palm Beach	325
Alachua, Alachua	322
Missing, Pasco	322
Missing, Santa Rosa	313
Missing, St. Lucie	311
South Miami Heights, Dade	310
Frostproof, Polk	309
Macclenny, Baker	307
Apollo Beach, Hillsborough	307
Missing, Polk	305
Belleview, Marion	299
Chattahoochee, Gadsden	297
Missing, St. Johns	297
Uleta, Dade	294
Yulee, Nassau	293
Williston, Levy	290
Crystal River, Citrus	286
Ellenton, Manatee	284
Wilton Manors, Broward	273
Lake Placid, Highlands	272
Sebastian, Indian River	271
Dunnellon, Marion	267
Bushnell, Sumter	266
Safety Harbor, Pinellas	265
Fort Meade, Polk	264
Missing, Hendry	263
Trenton, Gilchrist	263
Bowling Green, Hardee	263
Ponte Vedra, St. Johns	262
Callahan, Nassau	250
Homosassa, Citrus	249
Sneads, Jackson	241
Lady Lake, Lake	236
Port Saint Joe, Gulf	236
Key Largo, Monroe	234
Jensen Beach, Martin	232
Chiefland, Levy	232
Old Town, Dixie	230
Newberry, Alachua	228
Missing, Citrus	226
Malone, Jackson	224
Coleman, Sumter	223
Kendall, Dade	219
Missing, Volusia	216
Mary Esther, Okaloosa	212
Palmetto Bay, Dade	208
Edgewater, Volusia	207
Missing, Marion	203
Mascotte, Lake	198
Shalimar, Okaloosa	196
Missing, Hernando	196
Hilliard, Nassau	192
Lake Alfred, Polk	191

# COVID-19: characteristics of 602,113 Florida resident cases

Data through Aug 25, 2020 verified as of Aug 26, 2020 at 09:25 AM

Data in this report are provisional and subject to change.

The table below includes the cities and counties of residence for cases in Florida residents based on the patient's ZIP Code.

Note that city is not always received as part of the initial notification and may be missing while the case is being investigated.

City and county	Cases
Southwest Ranches, Broward	190
Missing, Hardee	190
Freeport, Walton	188
Lecanto, Citrus	187
Missing, Madison	187
Missing, Osceola	186
Thonotosassa, Hillsborough	185
Olympia Heights, Dade	184
Missing, Brevard	183
Beverly Hills, Citrus	179
Sweetwater, Dade	177
Minneola, Lake	175
Missing, Highlands	174
Marathon, Monroe	171
Jacksonville, St. Johns	170
Bronson, Levy	168
Spring Hill, Pasco	165
Marco Island, Collier	164
Satellite Beach, Brevard	162
Missing, Monroe	160
West Melbourne, Brevard	159
Missing, Seminole	158
Citra, Marion	157
Pierson, Volusia	154
Myakka City, Manatee	154
Neptune Beach, Duval	153
Cocoa Beach, Brevard	152
Missing, Sarasota	151
Missing, Martin	151
Missing, Desoto	148
Midway, Gadsden	148
Fisher Island, Dade	147
Fort White, Columbia	147
Nokomis, Sarasota	146
Sorrento, Lake	144
Clearwater Beach, Pinellas	142
Lake Park, Palm Beach	141
Dunnellon, Citrus	139
Jennings, Hamilton	137
De Leon Springs, Volusia	135
Missing, Indian River	134
Englewood, Charlotte	134
Oakland, Orange	133
Missing, Pinellas	133
Keystone Heights, Clay	133
Belle Isle, Orange	132
Gulfport, Pinellas	132
Medley, Dade	131
Fruitland Park, Lake	130
Bell, Gilchrist	130
Miramar Beach, Walton	127
Jay, Santa Rosa	127
Umatilla, Lake	127
High Springs, Alachua	126
Molino, Escambia	125
Tavernier, Monroe	125
Missing, Nassau	124
Holly Hill, Volusia	123
Missing, Unknown	122

# COVID-19: characteristics of 602,113 Florida resident cases

Data through Aug 25, 2020 verified as of Aug 26, 2020 at 09:25 AM

Data in this report are provisional and subject to change.

The table below includes the cities and counties of residence for cases in Florida residents based on the patient's ZIP Code.

Note that city is not always received as part of the initial notification and may be missing while the case is being investigated.

City and county	Cases
Glen Saint Mary, Baker	121
Indialantic, Brevard	118
Hernando, Citrus	118
Golden Beach, Dade	117
Palm Beach, Palm Beach	117
Cottondale, Jackson	117
Bunnell, Flagler	117
Kenneth City, Pinellas	115
Alva, Lee	112
Zolfo Springs, Hardee	111
Silver Springs, Marion	108
Missing, Okaloosa	107
Oxford, Sumter	107
Branford, Suwannee	106
East Palatka, Putnam	105
Gretna, Gadsden	105
Youngstown, Bay	104
Missing, Clay	104
Englewood, Sarasota	104
Missing, Lake	103
Trinity, Pasco	100
Missing, Gulf	98
Montverde, Lake	96
Edgewood, Orange	96
Missing, Wakulla	96
Missing, Jackson	94
Missing, Flagler	94
Tequesta, Palm Beach	94
Missing, Gadsden	93
South Daytona, Volusia	92
Eagle Lake, Polk	92
Weeki Wachee, Hernando	92
Flagler Beach, Flagler	92
Missing, Leon	91
Ocklawaha, Marion	88
Gotha, Orange	87
Hawthorne, Alachua	87
Altha, Calhoun	86
Archer, Alachua	86
Haverhill, Palm Beach	85
Missing, Levy	85
Greenwood, Jackson	85
Rotunda West, Charlotte	85
Interlachen, Putnam	83
Dundee, Polk	82
South Pasadena, Pinellas	82
Baker, Okaloosa	82
White Springs, Hamilton	82
Chuluota, Seminole	81
Missing, Washington	81
Cape Canaveral, Brevard	80
Fort Myers Beach, Lee	80
Apalachicola, Franklin	79
Mims, Brevard	79
O'Brien, Suwannee	79
Raiford, Union	78
Geneva, Seminole	77
Missing, Manatee	76
Zellwood, Orange	76

# COVID-19: characteristics of 602,113 Florida resident cases

Data through Aug 25, 2020 verified as of Aug 26, 2020 at 09:25 AM

Data in this report are provisional and subject to change.

The table below includes the cities and counties of residence for cases in Florida residents based on the patient's ZIP Code.

Note that city is not always received as part of the initial notification and may be missing while the case is being investigated.

City and county	Cases
Vernon, Washington	75
Osprey, Sarasota	75
Webster, Sumter	75
Floral City, Citrus	75
Southport, Bay	74
Lake Panasoffkee, Sumter	74
Satsuma, Putnam	74
Pomona Park, Putnam	73
Missing, Baker	72
Hastings, St. Johns	72
Greenville, Madison	71
Melbourne Beach, Brevard	69
Ave Maria, Collier	69
Missing, Escambia	67
Grand Island, Lake	66
Missing, Okeechobee	66
Avon Park, Polk	66
Reddick, Marion	66
Lawtey, Bradford	65
Hiawassee, Orange	64
Bay Harbor Islands, Dade	63
Missing, Calhoun	63
Mcdavid, Escambia	63
Missing, Sumter	63
West Miami, Dade	63
Indian Rocks Beach, Pinellas	62
Lee, Madison	59
Melrose, Putnam	59
Missing, Walton	59
Indian Harbour Beach, Brevard	58
Fountain, Bay	58
Grand Ridge, Jackson	58
Wellborn, Suwannee	56
San Antonio, Pasco	55
Islamorada, Monroe	55
Morrison, Levy	54
Mcalpin, Suwannee	54
Surfside, Dade	54
Mangonia Park, Palm Beach	54
Eastpoint, Franklin	53
Lakewood Ranch, Manatee	52
Elkton, St. Johns	52
Alford, Jackson	51
Azalea Park, Orange	51
Bal Harbour, Dade	51
Greenacres, Palm Beach	51
Missing, Holmes	50
Seville, Volusia	50
Viera, Brevard	49
Florida State University, Leon	49
Stock Island, Monroe	49
Weirsdale, Marion	48
Missing, Taylor	48
Atlantis, Palm Beach	48
Anthony, Marion	47
Astatula, Lake	47
Center Hill, Sumter	47
Missing, Gilchrist	46
Westville, Holmes	46

# COVID-19: characteristics of 602,113 Florida resident cases

Data through Aug 25, 2020 verified as of Aug 26, 2020 at 09:25 AM

Data in this report are provisional and subject to change.

The table below includes the cities and counties of residence for cases in Florida residents based on the patient's ZIP Code.

Note that city is not always received as part of the initial notification and may be missing while the case is being investigated.

City and county	Cases
Missing, Suwannee	46
Ponce De Leon, Holmes	45
Bokeelia, Lee	45
Poinciana, Polk	45
Citrus Springs, Citrus	44
Caryville, Washington	44
Micanopy, Alachua	44
Missing, Bradford	44
Lake Hamilton, Polk	43
Missing, Bay	41
Sanibel, Lee	41
Valparaiso, Okaloosa	41
Celebration, Osceola	40
Christmas, Orange	40
Babson Park, Polk	40
Lockhart, Orange	40
Inlet Beach, Walton	39
Lake Helen, Volusia	39
Hosford, Liberty	39
Laurel Hill, Okaloosa	38
Howey-In-The-Hills, Lake	38
Steinhatchee, Taylor	38
Missing, Liberty	37
Hallandale Beach, Broward	37
Malabar, Brevard	37
Bryceville, Nassau	37
Juno Beach, Palm Beach	37
Summerland Key, Monroe	36
Welaka, Putnam	36
Missing, Jefferson	36
Bay Lake, Orange	35
Princeton, Dade	35
Cloud Lake, Palm Beach	35
Fern Park, Seminole	35
Belleair, Pinellas	34
Cutler Bay, Dade	34
Lauderdale By The Sea, Broward	34
Fort McCoy, Marion	33
Osteen, Volusia	33
Lady Lake, Sumter	33
Eglin Air Force Base, Okaloosa	33
Sumterville, Sumter	33
Big Pine Key, Monroe	32
Missing, Dixie	32
San Mateo, Putnam	32
Canal Point, Palm Beach	32
Madeira Beach, Pinellas	31
Flemington, Marion	31
Singer Island, Palm Beach	31
Greensboro, Gadsden	30
Destin, Walton	29
Centerville, Leon	29
Hypoluxo, Palm Beach	29
Yalaha, Lake	28
The Villages, Lake	28
Holt, Okaloosa	28
Felda, Hendry	28
Missing, Charlotte	27
Naranja, Dade	27



# COVID-19: characteristics of 602,113 Florida resident cases

Data through Aug 25, 2020 verified as of Aug 26, 2020 at 09:25 AM

Data in this report are provisional and subject to change.

The table below includes the cities and counties of residence for cases in Florida residents based on the patient's ZIP Code.

Note that city is not always received as part of the initial notification and may be missing while the case is being investigated.

City and county	Cases
Missing, Franklin	27
Saint James City, Lee	27
Bradenton Beach, Manatee	27
Missing, Lee	25
Paisley, Lake	25
Astor, Lake	25
Panacea, Wakulla	25
Patrick Air Force Base, Brevard	25
Air Mail Facility, Dade	25
Clarksville, Calhoun	25
Belleair Beach, Pinellas	24
Sopchoppy, Wakulla	24
Ochopee, Collier	24
Brooker, Bradford	24
Oak Hill, Volusia	24
Altoona, Lake	24
Odessa, Pasco	24
Sunny Isles Beach, Dade	23
Grant-Valkaria, Brevard	23
Jupiter, Martin	23
Missing, Union	23
Florida Dept Of Corrections, Union	22
Unknown, Orange	22
Bascom, Jackson	22
Campbellton, Jackson	22
Longboat Key, Manatee	21
Kindred, Osceola	21
Eatonville, Orange	21
Ponce Inlet, Volusia	21
Miami Springs, Dade	20
Florahome, Putnam	20
Fruit Cove, St. Johns	20
Inglis, Levy	20
Waldo, Alachua	20
Missing, Lafayette	20
Village Of Wellington, Palm Beach	20
Crystal Beach, Pinellas	19
Baldwin, Duval	19
Temple Terrace, Hillsborough	19
Holmes Beach, Manatee	19
Callaway, Bay	19
Placida, Charlotte	19
Dinsmore, Duval	19
Lamont, Jefferson	19
Pinetta, Madison	19
Kissimmee, Orange	19
Alafaya, Orange	18
West Panama City Beach, Bay	18
Matlacha, Lee	18
Georgetown, Putnam	18
Ona, Hardee	17
Waverly, Polk	17
Hialeah Gardens, Dade	17
Tierra Verde, Pinellas	17
Highland Beach, Palm Beach	17
Palm Beach Shores, Palm Beach	16
Manalapan, Palm Beach	16
Okahumpka, Lake	16
Tice, Lee	16

# COVID-19: characteristics of 602,113 Florida resident cases

Data through Aug 25, 2020 verified as of Aug 26, 2020 at 09:25 AM

Data in this report are provisional and subject to change.

The table below includes the cities and counties of residence for cases in Florida residents based on the patient's ZIP Code.

Note that city is not always received as part of the initial notification and may be missing while the case is being investigated.

City and county	Cases
Lehigh, Lee	16
Walnut Hill, Escambia	16
North Bay Village, Dade	15
Saint Pete Beach, Pinellas	14
Miami Shores, Dade	14
Bay Pines, Pinellas	14
Winter Park, Seminole	14
Hampton, Bradford	14
Carrollwood, Hillsborough	14
Hollister, Putnam	14
Fort Denaud, Hendry	14
Dania Beach, Broward	14
Balm, Hillsborough	14
Terra Ceia, Manatee	14
Santa Fe, Alachua	14
Eaton Park, Polk	13
Harmony, Osceola	13
West Park, Broward	13
Missing, Alachua	13
Miami, Unknown	13
Lighthouse Point, Broward	13
Barefoot Bay, Brevard	13
Missing, Glades	12
Palm Shores, Brevard	12
Intercession City, Osceola	12
Sydney, Hillsborough	12
Tyndall Air Force Base, Bay	12
Village Of Palmetto Bay, Dade	12
Nocatee, Desoto	12
Tioga, Alachua	11
Sun City, Hillsborough	11
Ocean Ridge, Palm Beach	11
Goulds, Dade	11
Sebastian, Brevard	11
Mexico Beach, Bay	11
Bellview, Escambia	11
Labelle, Glades	11
Kinard, Calhoun	11
North Redington Beach, Pinellas	11
La Crosse, Alachua	10
Unknown, Dade	10
Palmdale, Glades	10
Pensacola Beach, Santa Rosa	10
Lake Suzy, Desoto	10
Missing, Putnam	10
University Of Central Florida, Orange	10
Heathrow, Seminole	10
Bayonet Point, Pasco	10
Orange Lake, Marion	10
Treasure Island, Pinellas	10
Homosassa Springs, Citrus	9
Enterprise, Volusia	9
Key Colony Beach, Monroe	9
Lorida, Highlands	9
University Of Miami, Dade	9
Kenansville, Osceola	9
Highland City, Polk	9
Dowling Park, Suwannee	9
Missing, Columbia	9

# COVID-19: characteristics of 602,113 Florida resident cases

Data through Aug 25, 2020 verified as of Aug 26, 2020 at 09:25 AM

Data in this report are provisional and subject to change.

The table below includes the cities and counties of residence for cases in Florida residents based on the patient's ZIP Code.

Note that city is not always received as part of the initial notification and may be missing while the case is being investigated.

City and county	Cases
Kathleen, Polk	9
Bagdad, Santa Rosa	9
Bradley, Polk	8
Lutz, Pasco	8
Paxton, Walton	8
Reunion, Osceola	8
Cedar Key, Levy	8
Lacoochee, Pasco	8
Hernando Beach, Hernando	8
Wabasso, Indian River	8
Branford, Lafayette	8
Aloma, Orange	7
Gonzalez, Escambia	7
Eloise, Polk	7
Buena Ventura Lakes, Osceola	7
South Palm Beach, Palm Beach	7
Venus, Highlands	7
Wahneta, Polk	7
Plymouth, Orange	7
Sparr, Marion	7
North Venice, Sarasota	7
Tangerine, Orange	7
Jacksonville, Unknown	6
Quail Heights, Dade	6
Maitland, Seminole	6
Hialeah, Unknown	6
Palma Sola, Manatee	6
Loughman, Polk	6
Lake City, Suwannee	6
Pasadena, Pinellas	6
Mcintosh, Marion	6
Goodland, Collier	6
Altamonte Springs, Orange	6
Perdido Key, Escambia	6
Tallevast, Manatee	6
Steinhatchee, Dixie	6
Saint Marks, Wakulla	6
PsI, Unknown	6
Rubonia, Manatee	5
Indian Lake Estates, Polk	5
Poinciana, Osceola	5
Nichols, Polk	5
Perrine, Dade	5
West Delray Beach, Palm Beach	5
Long Boat Key, Manatee	5
Ebro, Washington	5
Penney Farms, Clay	5
Woodville, Leon	5
Yankeetown, Levy	5
Long Key, Monroe	5
Ponce De Leon, Walton	5
Horseshoe Beach, Dixie	5
Crystal Springs, Pasco	5
Micco, Brevard	5
Ferndale, Lake	5
Lake Monroe, Seminole	5
Lowell, Marion	5
Hallandale Beach, Broward	5
Boca Grande, Lee	5

# COVID-19: characteristics of 602,113 Florida resident cases

Data through Aug 25, 2020 verified as of Aug 26, 2020 at 09:25 AM

Data in this report are provisional and subject to change.

The table below includes the cities and counties of residence for cases in Florida residents based on the patient's ZIP Code.

Note that city is not always received as part of the initial notification and may be missing while the case is being investigated.

City and county	Cases
Shady Grove, Taylor	5
Parker, Bay	5
Mango, Hillsborough	5
Mayport, Duval	4
Pembroke Park, Broward	4
Sewalls Point, Martin	4
Buckingham, Lee	4
Lake Como, Putnam	4
Little Torch Key, Monroe	4
Laud-By-The-Sea, Broward	4
Ridge Manor, Pasco	4
Saint Lucie West, St. Lucie	4
Siesta Key, Sarasota	4
Cudjoe Key, Monroe	4
Anna Maria, Manatee	4
Homeland, Polk	4
South Fort Myers, Lee	4
Missing, Hamilton	4
Trilby, Pasco	4
Murdock, Charlotte	4
Bonifay, Washington	4
Orlando, Osceola	4
Nobleton, Hernando	4
Northdale, Hillsborough	4
Celebration, Orange	4
Durant, Hillsborough	4
Leisure City, Dade	4
New Smyrna, Volusia	4
Oneco, Manatee	4
City Of Sunrise, Broward	4
Hollywood, Unknown	4
Gulf Stream, Palm Beach	4
Ybor City, Hillsborough	4
Lulu, Columbia	4
Maxville, Duval	4
Ft Pierce, St. Lucie	4
Gulf Breeze, Escambia	4
Gulf Hammock, Levy	4
Clarcona, Orange	3
Sugarloaf, Monroe	3
White Springs, Columbia	3
Pine Castle, Orange	3
Ozona, Pinellas	3
Lakeshore, Polk	3
Miami Gardens, Unknown	3
F M, Lee	3
Indian Creek Village, Dade	3
Indian River Shores, Indian River	3
International Service Center, Dade	3
Mayport Naval Housing, Duval	3
Miromar Lakes, Lee	3
Miami, Broward	3
Elfers, Pasco	3
Evinston, Alachua	3
Fanning Springs, Gilchrist	3
Fpo, Duval	3
Cinco Bayou, Okaloosa	3
Braden River, Manatee	3
Mount Plymouth, Lake	3

# COVID-19: characteristics of 602,113 Florida resident cases

Data through Aug 25, 2020 verified as of Aug 26, 2020 at 09:25 AM

Data in this report are provisional and subject to change.

The table below includes the cities and counties of residence for cases in Florida residents based on the patient's ZIP Code.

Note that city is not always received as part of the initial notification and may be missing while the case is being investigated.

City and county	Cases
Westchase, Hillsborough	3
Vernon, Bay	3
Virginia Gardens, Dade	3
Lauderhill, Unknown	3
Florida International University, Dade	3
El Jobean, Charlotte	3
Point Washington, Walton	3
Roseland, Indian River	3
Port Saint John, Brevard	3
West Palm Beach, Unknown	3
Saint Leo, Pasco	3
Champions Gate, Polk	3
Alturas, Polk	3
Davenport, Osceola	3
Forest City, Orange	3
Fort Ogden, Desoto	3
Green Acres, Palm Beach	3
Saint George Island, Franklin	3
Wausau, Washington	3
Telogia, Liberty	3
Port Salerno, Martin	3
Hurlburt Field, Okaloosa	3
Grove City, Charlotte	3
Everglades City, Collier	3
Bayshore Gardens, Manatee	3
Cottdale, Washington	3
Duette, Manatee	3
East Lake, Marion	3
University Park, Manatee	3
Orlando, Unknown	3
Lynbrook, Broward	3
Indian Shores, Pinellas	3
Hawthorne, Putnam	3
Fort Lauderdale, Unknown	3
Fairfield, Marion	3
Captiva, Lee	3
Belleair Bluffs, Pinellas	3
Apopka, Seminole	3
Candler, Marion	3
Cortez, Manatee	3
Graceville, Holmes	3
Pine Hills, Orange	3
Orlando, Seminole	2
Oklawaha, Marion	2
Laurel, Sarasota	2
Tampa, Pinellas	2
Sunny Hills, Washington	2
Switzerland, St. Johns	2
University Of FI, Alachua	2
Unknown, Palm Beach	2
Watersound, Walton	2
Grandin, Putnam	2
Hollywood, Dade	2
Inlet Beach, Bay	2
Jacksonville, Clay	2
Doctors Inlet, Clay	2
White City, Gulf	2
Archer, Levy	2
Hallandale Beach, Unknown	2

# COVID-19: characteristics of 602,113 Florida resident cases

Data through Aug 25, 2020 verified as of Aug 26, 2020 at 09:25 AM

Data in this report are provisional and subject to change.

The table below includes the cities and counties of residence for cases in Florida residents based on the patient's ZIP Code.

Note that city is not always received as part of the initial notification and may be missing while the case is being investigated.

City and county	Cases
Jensen Beach, St. Lucie	2
Loxahatchee Groves, Palm Beach	2
Ponte Vedra, Duval	2
Port Charlotte, Unknown	2
Trenton, Levy	2
The Villages, Marion	2
Valkaria, Brevard	2
West Bradenton, Manatee	2
River Ranch, Polk	2
Ramrod Key, Monroe	2
Destin, Unknown	2
Daytona Beach Shores, Volusia	2
Fort Charlotte, Charlotte	2
Gibsonia, Polk	2
Redington Beach, Pinellas	2
Redington Shores, Pinellas	2
Town N Country, Hillsborough	2
Madison, Unknown	2
Lealman, Pinellas	2
Margate, Unknown	2
Wewahitchka, Calhoun	2
Scottsmoor, Brevard	2
Westlake, Palm Beach	2
Orlando, Brevard	2
Lake Harbor, Palm Beach	2
Lanark Village, Franklin	2
Goldenrod, Seminole	2
Chokoloskee, Collier	2
Sand Lake, Orange	2
Sugarloaf Key, Monroe	2
Mount Dora, Orange	2
Miami, Martin	2
Miramar, Unknown	2
Fort Lauderdale, Dade	2
Basinger, Okeechobee	2
Dade City, Hernando	2
At Large, Broward	2
Jonesville, Alachua	2
Lake Butler, Bradford	2
Wakulla Springs, Wakulla	2
Union Park, Orange	2
Suwannee, Dixie	2
Samoset, Manatee	2
Orange Springs, Marion	2
Palma Ceia, Hillsborough	2
Oakland Park, Unknown	2
Holder, Citrus	2
Jacksonville Naval Hospital, Duval	2
Earleton, Alachua	2
Bayou George, Bay	2
Clewiston, Palm Beach	2
Miramar, Dade	2
Mesa, Unknown	2
Longboat Key, Sarasota	2
Ormond Beach, Flagler	2
Morrison, Marion	2
San Carlos Park, Lee	2
Shady Hills, Pasco	2
Pompano Beach, Unknown	2

# COVID-19: characteristics of 602,113 Florida resident cases

Data through Aug 25, 2020 verified as of Aug 26, 2020 at 09:25 AM

Data in this report are provisional and subject to change.

The table below includes the cities and counties of residence for cases in Florida residents based on the patient's ZIP Code.

Note that city is not always received as part of the initial notification and may be missing while the case is being investigated.

City and county	Cases
Sorrento, Orange	2
Nalcrest, Polk	2
Rocky Point, Hillsborough	2
Unknown, Seminole	2
Venice, Manatee	2
Cypress, Jackson	2
Deerfield Beach, Unknown	2
Glenwood, Volusia	2
Miccosukee, Leon	2
Milligan, Okaloosa	2
Homeless, Pinellas	2
Lamont, Taylor	2
Lakeland, Unknown	1
Hutchinson Island, St. Lucie	1
Homeless, Hillsborough	1
Jacksonville, Orange	1
Mckinney, Broward	1
Miamc, Dade	1
Layton, Monroe	1
Los Angeles, Dade	1
Hallandale, Unknown	1
Hoclywsod, Dade	1
Franklin, Unknown	1
Deerfield, Broward	1
Coconut Ck, Unknown	1
Carl Fisher, Dade	1
Brooklyn, Lee	1
Apollo Beach, Manatee	1
Alpharetta, Broward	1
Venetian Islands, Dade	1
Westville, Walton	1
Stetson University, Volusia	1
Tamarac, Dade	1
Unkn, Duval	1
Rosemary Beach, Walton	1
Saint Johns, Duval	1
Salt Springs, Marion	1
Pass-A-Grille Beach, Pinellas	1
Pensacola Beach, Escambia	1
Pensacola, Unknown	1
Northport, Sarasota	1
Other, Dade	1
Orl, Osceola	1
Sunrtise, Dade	1
Unknown, Unknown	1
University Of Tampa, Hillsborough	1
Unk, Alachua	1
Unknown, Charlotte	1
Punta Gorda, Unknown	1
Panama City, Unknown	1
Perth Amboy, Hillsborough	1
Sharpes, Brevard	1
Sanford, Orange	1
North Fort Myers, Charlotte	1
North Laud, Unknown	1
Oldsrav, Manatee	1
Monroe, Hillsborough	1
Lucedale, St. Lucie	1
Champions Gate, Osceola	1

# COVID-19: characteristics of 602,113 Florida resident cases

Data through Aug 25, 2020 verified as of Aug 26, 2020 at 09:25 AM

Data in this report are provisional and subject to change.

The table below includes the cities and counties of residence for cases in Florida residents based on the patient's ZIP Code.

Note that city is not always received as part of the initial notification and may be missing while the case is being investigated.

City and county	Cases
Cape Haze, Charlotte	1
Davie, Unknown	1
Babcock Ranch, Charlotte	1
Alva, Escambia	1
Branford, Gilchrist	1
Duck Key, Monroe	1
Interlachen, Duval	1
Jacksonville Naval Air Station, Duval	1
Jacksonville, Nassau	1
Homossa, Orange	1
Hosford, Calhoun	1
Hialeahgardens, Dade	1
Watersound, Bay	1
Wtixrat, Dade	1
Yeehaw, Okeechobee	1
Jupiter Inlet, Palm Beach	1
Lauderdale Lakes, Unknown	1
Miamksaohes, Dade	1
Metter, Manatee	1
Mexico Beach, Gulf	1
Miami Dade, Unknown	1
Island Grove, Alachua	1
Indian Rock Beach, Pinellas	1
Hillsboro Beach, Broward	1
Greenville, Taylor	1
Cross Key, Monroe	1
Cypress Gardens, Polk	1
Graham, Bradford	1
Fellsmere, Brevard	1
Fernandina, Nassau	1
Okeechobee, Martin	1
Okeechobi, Unknown	1
North Miami, Palm Beach	1
North Port, Manatee	1
Panomo City, Bay	1
Pensacola, Dade	1
Orlando, Manatee	1
North Lauderdale, Unknown	1
San Fernando, Unknown	1
Sarasota, Unknown	1
Seacrest, Walton	1
Pooler, Broward	1
Salem, Taylor	1
Syracuse, Unknown	1
Twentynine Palms, Broward	1
St Cloud, Orange	1
Sunrise, Unknown	1
Unknown, Manatee	1
Windermere, Unknown	1
Xifamk, Dade	1
Jena, Taylor	1
Homeless, Okaloosa	1
Haines City, Orange	1
Lake Worth, Unknown	1
Litchfield Park, Unknown	1
Laurel Hill, Walton	1
Mayport Naval Station, Duval	1
Marathon Shores, Monroe	1
Austin, Dade	1



# COVID-19: characteristics of 602,113 Florida resident cases

Data through Aug 25, 2020 verified as of Aug 26, 2020 at 09:25 AM

Data in this report are provisional and subject to change.

The table below includes the cities and counties of residence for cases in Florida residents based on the patient's ZIP Code.

Note that city is not always received as part of the initial notification and may be missing while the case is being investigated.

City and county	Cases
Boys Ranch, Suwannee	1
Citrus Hills, Citrus	1
Clearwater, Hillsborough	1
Apo, Collier	1
Arcadia, Unknown	1
Astor, Volusia	1
Big Torch Key, Monroe	1
Bonifay, Unknown	1
East Rockland Key, Monroe	1
Na, Dade	1
New Port Richey, Hillsborough	1
Okeechobee, Highlands	1
Orange Park, Duval	1
Port St Luice, Unknown	1
Rices Landing, Dade	1
Pensacola Naval Hospital, Escambia	1
Seacrest, Bay	1
Stiamk, Dade	1
Unknown, Duval	1
Tavares, Unknown	1
Weston, Unknown	1
West Hollywood, Broward	1
Winter Springs, Orange	1
Cosselberry, Orange	1
Crestview, Dade	1
Dania, Unknown	1
Darien, Pasco	1
Bostwick, Putnam	1
Brewton, Escambia	1
Bartow, Unknown	1
Boca Rotan, Unknown	1
Caryville, Holmes	1
Cassadaga, Volusia	1
Grand Island, Unknown	1
Fort Myers, Seminole	1
Fwb, Unknown	1
Gastonia, Polk	1
Deltona , Volusia	1
Green, Clay	1
Hialean, Unknown	1
Holt, Unknown	1
Jacksonville, Palm Beach	1
Los Angeles, Polk	1
Miami Granders, Dade	1
Opa Locka, Unknown	1
Orange, Orange	1
Saint Petersburg, Dade	1
San Pedro Sula, Dade	1
Rosemary Beach, Bay	1
Saint Cloud, Orange	1
Port Charlotte Fl, Unknown	1
Palm Coast, Orange	1
Wimauma, Manatee	1
Sea Ranch Lakes, Broward	1
Seminole, Orange	1
Sumatra, Liberty	1
Tampa, Dade	1
Winterpark, Unknown	1
Mc Dade, Broward	1

# COVID-19: characteristics of 602,113 Florida resident cases

Data through Aug 25, 2020 verified as of Aug 26, 2020 at 09:25 AM

Data in this report are provisional and subject to change.

The table below includes the cities and counties of residence for cases in Florida residents based on the patient's ZIP Code.

Note that city is not always received as part of the initial notification and may be missing while the case is being investigated.

City and county	Cases
Longwood, Orange	1
Live Oak, Columbia	1
Lauderdale Hill, Unknown	1
Miamt, Dade	1
Mid Florida, Seminole	1
N/A, Duval	1
Tampa, Orange	1
University Of Central FI, Orange	1
Unknown Out Of Area, Duval	1
Valrico, Orange	1
Orlando, Orange	1
Ocala, Unknown	1
Ocean Breeze, Martin	1
Palm City, Unknown	1
Greenacres, Unknown	1
Florida Power & Light Co, Dade	1
Fortlauderdale, Unknown	1
Ft Pierce, Unknown	1
Garland, Orange	1
Homeless, Dade	1
Hialeah, Broward	1
Hallandate Ben, Unknown	1
Jacksonville, Dade	1
Deer Island, Lake	1
Eustic, Unknown	1
Everett, Dade	1
Apopka, Unknown	1
Alligator Point, Wakulla	1
Amelia City, Nassau	1
Bonita Springs, Collier	1
Port Saint Lucie, Martin	1
Saint Augusaintine Beach, St. Johns	1
Seven Springs, Pasco	1
Tallahassee, Unknown	1
South Miami, Unknown	1
West Villages, Sarasota	1
Washington, Unknown	1
Wintergarden, Orange	1
Unkown, Seminole	1
Upper Key Largo, Monroe	1
Port Everglades, Broward	1
Palm City, St. Lucie	1
Orlando, Lake	1
Middlesburg, Duval	1
Mount Pleasant, Gadsden	1
Newark, Broward	1
Niceville, Walton	1
None, Dade	1
Miami, Palm Beach	1
Lake Geneva, Clay	1
Jupiter, Duval	1
Jacksonville Beach, Collier	1
Immokalee, Lee	1
Harrison, Pinellas	1
Fort Pierce, Unknown	1
Davenport, Orange	1
Boca Raton, Orange	1
Bonita Beach, Lee	1
Brooksville, Pasco	1

# COVID-19: characteristics of 602,113 Florida resident cases

Data through Aug 25, 2020 verified as of Aug 26, 2020 at 09:25 AM

Data in this report are provisional and subject to change.

The table below includes the cities and counties of residence for cases in Florida residents based on the patient's ZIP Code.

Note that city is not always received as part of the initial notification and may be missing while the case is being investigated.

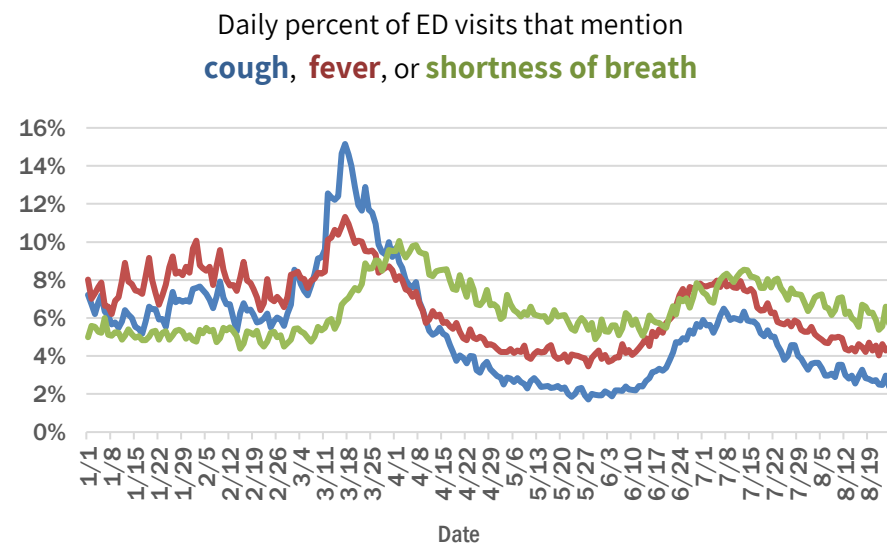
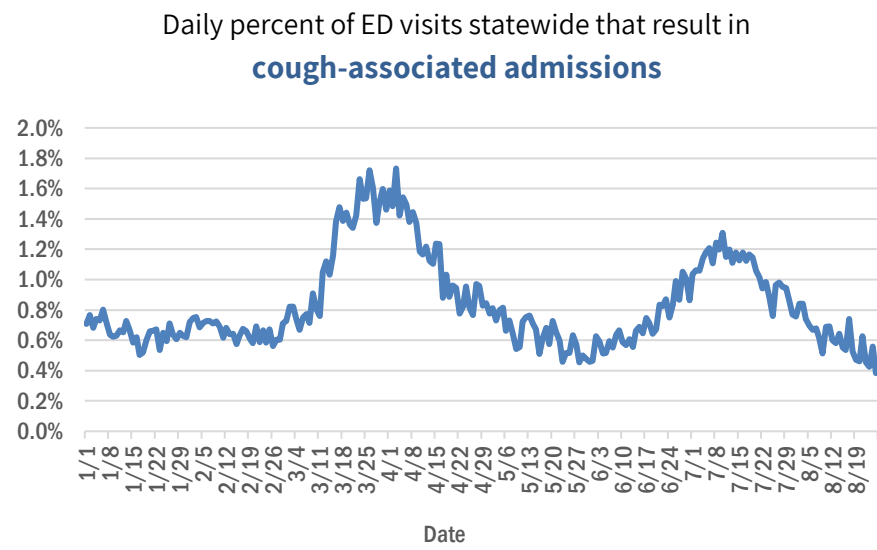
City and county	Cases
Worthington Springs, Union	1
99, Unknown	1
Deland, Lake	1
Dade City, Hillsborough	1
Celeste, Broward	1
Clermont, Orange	1
Clermont, Polk	1
Beverly Beach, Flagler	1
Aollywoss, Dade	1
Hispanic, St. Lucie	1
Kissimmee, Brevard	1
Gainsville, Alachua	1
Florence Villa, Polk	1
Fort Pierce, Martin	1
Estero, Collier	1
Fl, Dade	1
Fellsmele, Brevard	1
Wesley Chapel, Alachua	1
Weston, Dade	1
Unknown, Columbia	1
Tarpon Springs, Pasco	1
Tewksbury, Orange	1
Tampa Palms, Hillsborough	1
South Daytona Beach, Volusia	1
Riverview, Unknown	1
San Antonio, Unknown	1
Ludlam, Dade	1
Miamf, Dade	1
Olustee, Baker	1
Opalocka, Dade	1
Okeechobee, St. Lucie	1
Pine Ridge, Citrus	1
<b>Total</b>	<b>602,113</b>

# COVID-19: additional surveillance information

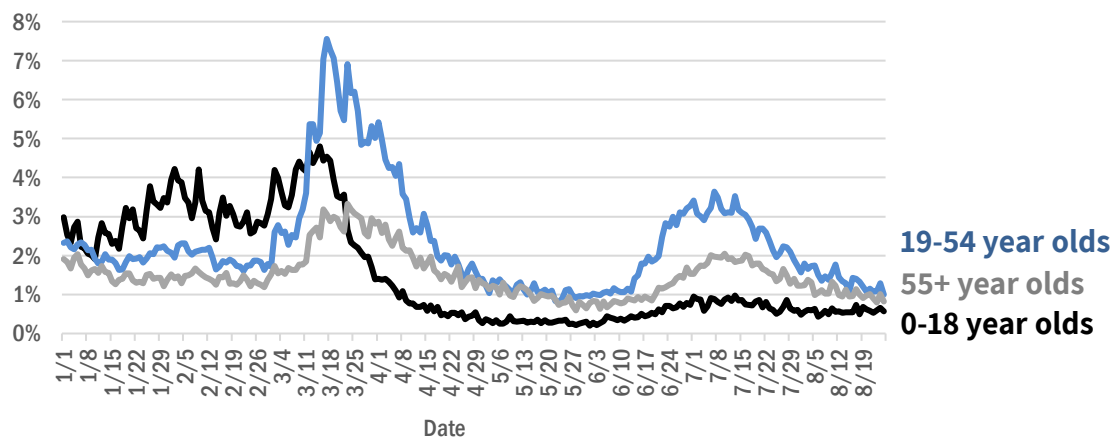
Data through Aug 25, 2020 verified as of Aug 26, 2020 at 09:25 AM

Data in this report are provisional and subject to change.

## Statewide emergency department (ED) chief complaint and admission data



Daily percent of ED visits statewide that mention cough by age group



The Electronic Surveillance System for the Early Notification of Community-Based Epidemics (ESSENCE-FL) includes chief complaint data from 211 of 212 Florida EDs. Data are transmitted electronically to ESSENCE-FL daily or hourly.

# COVID-19: All Florida residents with test results reported

Data through Aug 25, 2020 verified as of Aug 26, 2020 at 09:25 AM

Data in this report are provisional and subject to change.

The table below includes persons with laboratory results that the Department of Health has received electronically or by mail/fax for Florida residents.

County	Awaiting testing	Inconclusive	Negative	Positive	Percent positive	Total tested
Dade	472	1,971	635,483	152,939	19%	790,393
Broward	108	869	417,514	69,326	14%	487,709
Palm Beach	273	599	270,823	40,643	13%	312,065
Hillsborough	225	528	233,929	36,006	13%	270,463
Orange	401	294	265,531	34,669	12%	300,494
Duval	207	217	204,935	25,609	11%	230,761
Pinellas	13	135	170,138	19,461	10%	189,734
Lee	39	75	107,605	17,927	14%	125,607
Polk	65	109	94,475	16,440	15%	111,024
Collier	121	75	57,270	11,269	16%	68,614
Osceola	166	130	60,479	10,758	15%	71,367
Manatee	15	72	82,995	10,169	11%	93,236
Escambia	4	55	66,899	9,965	13%	76,919
Volusia	80	109	73,312	9,006	11%	82,427
Marion	18	113	51,963	8,157	14%	60,233
Pasco	140	55	67,868	7,818	10%	75,741
Seminole	62	67	66,301	7,808	11%	74,176
Brevard	16	56	84,067	7,019	8%	91,142
Sarasota	16	55	74,727	7,006	9%	81,788
St. Lucie	281	50	42,105	6,747	14%	48,902
Lake	175	87	67,030	6,125	8%	73,242
Leon	18	122	64,473	5,842	8%	70,437
Bay	8	57	24,685	5,156	17%	29,898
Alachua	15	31	76,475	4,992	6%	81,498
Santa Rosa	23	39	27,039	4,483	14%	31,561
St. Johns	48	29	41,237	4,159	9%	45,425
Martin	50	42	24,230	4,144	15%	28,416
Okaloosa	49	46	27,756	3,992	13%	31,794
Clay	21	23	34,608	3,746	10%	38,377
Columbia	4	55	11,712	3,254	22%	15,021
Indian River	49	13	27,108	2,763	9%	29,884
Charlotte	12	33	26,353	2,576	9%	28,962
Hernando	5	14	19,260	2,476	11%	21,750
Suwannee	2	49	7,473	2,360	24%	9,882
Jackson	7	13	12,542	2,273	15%	14,828
Gadsden	6	46	12,166	2,232	15%	14,444
Citrus	40	9	19,110	1,990	9%	21,109
Hendry		19	7,164	1,946	21%	9,129
Highlands	10	10	16,159	1,749	10%	17,918
Putnam	3	12	12,715	1,738	12%	14,465
Sumter	22	20	18,308	1,733	9%	20,061
Monroe	55	13	13,909	1,671	11%	15,593
Walton		35	9,282	1,469	14%	10,786
Desoto	6	7	8,693	1,453	14%	10,153
Nassau	36	17	15,131	1,438	9%	16,586
Flagler	7	17	15,614	1,262	7%	16,893
Okeechobee	2	15	8,440	1,206	12%	9,661
Lafayette	3	12	1,305	1,169	47%	2,486

# COVID-19: All Florida residents with test results reported

Data through Aug 25, 2020 verified as of Aug 26, 2020 at 09:25 AM

Data in this report are provisional and subject to change.

The table below includes persons with laboratory results that the Department of Health has received electronically or by mail/fax for Florida residents.

County	Awaiting testing	Inconclusive	Negative	Positive	Percent positive	Total tested
Taylor	9	29	4,499	1,168	21%	5,696
Baker	32	25	5,428	1,132	17%	6,585
Hardee	4	9	5,701	1,066	16%	6,776
Washington	12	21	5,611	979	15%	6,611
Levy		9	6,231	870	12%	7,110
Wakulla	3	36	7,777	863	10%	8,676
Madison	1	11	4,571	827	15%	5,409
Gulf	2	5	4,498	791	15%	5,294
Dixie	2	12	3,920	680	15%	4,612
Hamilton	1	2	4,477	676	13%	5,155
Bradford	1	22	4,581	673	13%	5,276
Holmes	3	8	4,008	589	13%	4,605
Union		16	8,027	547	6%	8,590
Calhoun	1	10	3,846	545	12%	4,401
Franklin	3	6	3,918	518	12%	4,442
Jefferson		15	2,798	485	15%	3,298
Glades	1	1	799	451	36%	1,251
Gilchrist	1	8	3,610	443	11%	4,061
Liberty			2,828	427	13%	3,255
Unknown	2	36	5,994	244	4%	6,274
<b>Total</b>	<b>3,476</b>	<b>6,800</b>	<b>3,871,518</b>	<b>602,113</b>	<b>13%</b>	<b>4,480,431</b>

# COVID-19: testing by laboratory

Data through Aug 25, 2020 verified as of Aug 26, 2020 at 09:25 AM

Data in this report are provisional and subject to change.

The numbers in the table below represent the number of Florida and non-Florida residents for whom test results were received by the Department of Health. A person can be tested by more than one laboratory and can have both positive and negative results. **Therefore, the sum of the numbers in each column will be larger than the total number of people tested.**

Reporting lab	Inconclusive	Negative	Positive	Percent positive	Total
LABORATORY CORPORATION OF AMERICA	1,323	779,895	108,902	12%	890,120
QUEST DIAGNOSTICS - TAMPA	6,203	716,208	104,337	13%	826,748
BIO REFERENCE LABORATORIES, INC	6,705	512,257	101,334	16%	620,296
GENETWORX	662	390,624	32,861	8%	424,147
CURATIVE_LABS	4,459	274,766	28,777	9%	308,002
REALTOX LABS LLC	2,887	233,622	41,271	15%	277,780
NORTHWEST LABORATORY	232	117,325	6,173	5%	123,730
ADVENT HEALTH LAB	112	101,308	14,113	12%	115,533
ELABNETWORK	845	93,852	8,349	8%	103,046
MEDICAL DIAGNOSTIC LABORATORIES	839	87,055	12,486	12%	100,380
KORVALABS, INC	1,152	86,565	4,380	5%	92,097
MAKO GENOMICS	4,252	66,307	12,379	15%	82,938
MAYO CLINIC LABORATORIES	171	65,765	6,972	10%	72,908
BIOCOLLECTIONS WORLDWIDE, INC	390	62,226	9,962	14%	72,578
MEMORIAL REGIONAL HOSPITAL SOUTH	20	51,972	13,090	20%	65,082
QUEST DIAGNOSTICS NICHOLS INSTITUTE, INC.	269	56,332	7,602	12%	64,203
BAYCARE LABORATORIES LLC	345	57,264	5,725	9%	63,334
BPHL-JACKSONVILLE	15	50,344	9,317	16%	59,676
SACRED HEART HOSPITAL LABORATORY	2	49,022	6,311	11%	55,335
ORLANDO REG MED CENTER CLINICAL LAB	487	46,033	5,774	11%	52,294
DIATHERIX LABORATORIES		40,308	5,905	13%	46,213
TAMPA GENERAL HOSPITAL	4	41,898	3,289	7%	45,191
UF PATHLABS	33	41,703	1,905	4%	43,641
TESTING MATTERS INC		37,793	5,089	12%	42,882
BPHL-MIAMI	215	34,775	7,838	18%	42,828
ARUP LABORATORIES		35,780	2,474	6%	38,254
VIRACOR-EUROFINS LABORATORIES		28,213	8,763	24%	36,976
JACKSON MEMORIAL HOSPITAL CLINICAL LAB	79	28,819	6,973	19%	35,871
Florida_Hospital	47	31,237	4,289	12%	35,573
RCA LABORATORY SERVICES, LLC		33,694	1,467	4%	35,161
BPHL-TAMPA (SPECTRUM BLVD)	45	28,023	4,821	15%	32,889
SHANDS AT THE UNIVERSITY OF FLORIDA	190	27,578	1,602	5%	29,370
SUNPATH MEDICAL DIAGNOSTICS LABORATORY	188	24,238	4,217	15%	28,643
AIT LABORATORIES		25,617	3,018	11%	28,635
LAKELAND REGIONAL MEDICAL CENTER	80	23,482	2,879	11%	26,441
ST VINCENT'S MEDICAL CENTER - RIVERSIDE	1	22,822	2,705	11%	25,528
CAPE CORAL HOSPITAL CLINICAL LABORATORY	1	17,105	3,073	15%	20,179
WALGREENS	11	17,092	2,886	14%	19,989
BROWARD GENERAL MEDICAL CENTER-CLINICAL LAB	2	15,278	2,073	12%	17,353
NIZNIK LAB CORP	347	11,201	5,046	30%	16,594
AKESOGEN		14,112	2,207	14%	16,319
BAPTIST MEDICAL CENTER JACKSONVILLE	1	14,743	986	6%	15,730
IMPACT HEALTH BIOMETRIC TESTING, INC	185	13,575	1,937	12%	15,697
SHANDS JACKSONVILLE MEDICAL CENTER INC	31	14,145	1,335	9%	15,511
BAPTIST HOSPITAL OF MIAMI CLINICAL LABORATORY	27	12,461	2,746	18%	15,234
ADVENTHEALTH DAYTONA BEACH	27	12,977	1,026	7%	14,030
TALLAHASSEE MEMORIAL HOSPITAL	74	12,828	973	7%	13,875

# COVID-19: testing by laboratory

Data through Aug 25, 2020 verified as of Aug 26, 2020 at 09:25 AM

Data in this report are provisional and subject to change.

The numbers in the table below represent the number of Florida and non-Florida residents for whom test results were received by the Department of Health. A person can be tested by more than one laboratory and can have both positive and negative results. **Therefore, the sum of the numbers in each column will be larger than the total number of people tested.**

Reporting lab	Inconclusive	Negative	Positive	Percent positive	Total
STATLAB_MOBILE	1	12,678	1,140	8%	13,819
FLORIDA HOSPITAL - TAMPA	5	12,124	1,232	9%	13,361
SARASOTA MEMORIAL HOSPITAL MAIN LAB	12	12,222	1,044	8%	13,278
APPLIED INGENUITY DIAGNOSTICS LLC		11,805	789	6%	12,594
NAPLES COMMUNITY HOSPITAL	25	11,005	1,304	11%	12,334
CLEVELAND CLINIC HOSPITAL LAB	4	11,132	1,179	10%	12,315
PALMETTO GENERAL HOSPITAL LAB	3	9,310	2,864	24%	12,177
ST JOSEPHS HOSPITAL LABORATORY	11	10,345	1,545	13%	11,901
MOUNT SINAI MEDICAL CENTER	6	10,116	1,233	11%	11,355
MILLENNIUM PHYSICIAN GROUP		9,452	1,849	16%	11,301
UNIVERSITY OF MIAMI HOSPITAL	9	9,127	1,685	16%	10,821
NICKLAUS CHILDREN'S HOSPITAL	36	8,566	2,106	20%	10,708
NORTH FLORIDA REGIONAL MEDICAL CENTER		9,410	1,090	10%	10,500
ECCO LAB GROUP CO	279	7,287	2,418	24%	9,984
JFK MEDICAL CENTER LAB	1	8,233	1,555	16%	9,789
INTEGRATED REGIONAL LABORATORIES LLP		8,141	1,557	16%	9,698
SAINT MARY'S MEDICAL CENTER	13	8,117	1,295	14%	9,425
BRANDON REGIONAL HOSPITAL		7,868	1,441	15%	9,309
JUPITER MEDICAL CENTER LAB	41	8,022	1,060	12%	9,123
SOUTH MIAMI HOSPITAL LAB	12	7,899	1,181	13%	9,092
QUEST NEW ENGLAND	35	7,898	998	11%	8,931
AMERICAN HEALTH ASSOCIATES	7	7,462	1,370	15%	8,839
MORTON PLANT HOSPITAL-ADLER INSTITUTE	8	8,163	662	7%	8,833
LABCORP BURLINGTON (LPP)	3	8,018	398	5%	8,419
WELLINGTON REGIONAL MED CTR LAB	3	7,040	1,141	14%	8,184
FLORIDA HOSPITAL WATERMAN LABORATORY	15	7,467	637	8%	8,119
INDIAN RIVER MEDICAL CENTER LAB		7,348	496	6%	7,844
PANCARE OF FLORIDA INC		7,184	537	7%	7,721
LARKIN COMMUNITY HOSPITAL INC DBA CARDIOTROPIC		4,145	3,281	44%	7,426
MEMORIAL REGIONAL HOSPITAL CLINICAL LABORATORY	8	6,839	535	7%	7,382
REAL DIAGNOSTICS	77	6,554	467	7%	7,098
LARKIN COMMUNITY HOSPITAL	10	5,881	1,116	16%	7,007
HOMESTEAD HOSPITAL CLINICAL LABORATORY	13	5,267	1,555	23%	6,835
LEESBURG REGIONAL MEDICAL CENTER		6,033	724	11%	6,757
ARNOLD PALMER MEDICAL CENTER CLINICAL LAB		6,453	234	3%	6,687
BAPTIST HOSPITAL OF MIAMI MOLECULAR DIAGNOSTICS	58	5,714	846	13%	6,618
DELRAY MEDICAL CENTER	2	5,872	735	11%	6,609
AEGIS SCIENCES CORPORATION	27	5,910	550	8%	6,487
QUEST DIAGNOSTICS INFECTIOUS DISEASE INC	39	4,952	1,450	23%	6,441
DRS CLACK SPENCER WHITE & MCCORMACK PA D/B/A		5,625	707	11%	6,332
MEMORIAL HOSPITAL JACKSONVILLE	8	5,001	1,313	21%	6,322
Lee Memorial Hospital		4,965	1,355	21%	6,320
OSCEOLA REGIONAL MEDICAL CENTER	1	5,280	1,025	16%	6,306
WEST KENDALL BAPTIST HOSPITAL LABORATORY	4	4,888	1,347	22%	6,239



# COVID-19: testing by laboratory

Data through Aug 25, 2020 verified as of Aug 26, 2020 at 09:25 AM

Data in this report are provisional and subject to change.

The numbers in the table below represent the number of Florida and non-Florida residents for whom test results were received by the Department of Health. A person can be tested by more than one laboratory and can have both positive and negative results. **Therefore, the sum of the numbers in each column will be larger than the total number of people tested.**

Reporting lab	Inconclusive	Negative	Positive	Percent positive	Total
ST ANTHONY'S HOSPITAL LAB	11	5,417	722	12%	6,150
BIOCERNA LABS	249	4,764	1,024	17%	6,037
WINTER HAVEN HOSPITAL CLINICAL LABORATORY	1	5,050	960	16%	6,011
LAWNWOOD REGIONAL MEDICAL CENTER	1	4,842	926	16%	5,769
QUEST DIAGNOSTICS - WEST HILLS	21	5,521	208	4%	5,750
GOOD SAMARITAN MEDICAL CENTER LAB	1	4,692	905	16%	5,598
BAPTIST MEDICAL CENTER SOUTH		5,157	393	7%	5,550
ST JOSEPHS HOSPITAL	7	4,753	709	13%	5,469
BOSTON HEART DIAGNOSTICS CORP		4,623	736	14%	5,359
ORANGE PARK MEDICAL CENTER	9	4,222	1,126	21%	5,357
MEASE COUNTRYSIDE LAB	1	4,805	526	10%	5,332
GULF COAST MEDICAL CENTER MICROLAB		3,900	1,300	25%	5,200
MARTIN HOSPITAL SOUTH LAB		4,758	279	6%	5,037
HALIFAX MEDICAL CENTER LAB	19	4,201	693	14%	4,913
BETHESDA HOSPITAL EAST		4,285	572	12%	4,857
BAPTIST HOSPITAL LABORATORY	4	4,051	792	16%	4,847
QUEST DIAGNOSTICS NICHOLS INSTITUTE - SJC (ELR)	24	4,112	665	14%	4,801
WEST FLORIDA HOSPITAL LAB		3,751	1,038	22%	4,789
FLORIDA HOSPITAL HEARTLAND MED CTR CLINICAL LAB	1	4,278	492	10%	4,771
RUTGERS CLINICAL GENOMICS LABORATORY	10	4,479	190	4%	4,679
WEST BOCA MEDICAL CENTER LAB		4,171	483	10%	4,654
WESTSIDE REGIONAL MED CTR	2	3,721	919	20%	4,642
MANATEE MEMORIAL HOSPITAL		4,142	479	10%	4,621
CORAL GABLES HOSPITAL CLINICAL LABORATORY		3,482	1,058	23%	4,540
FLORIDA HOSPITAL WESLEY CHAPEL	1	4,101	378	8%	4,480
LARGO MEDICAL CENTER		3,804	570	13%	4,374
NCH NORTH NAPLES HOSPITAL LAB	5	3,761	605	14%	4,371
OAK HILL HOSPITAL		3,832	506	12%	4,338
PALM BEACH GARDENS MEDICAL CTR LAB		3,892	418	10%	4,310
NORTHWEST MEDICAL CENTER	1	3,322	983	23%	4,306
MERCY HOSPITAL A CAMPUS OF PLANTATION GEN HOSP LAB	1	3,170	1,119	26%	4,290
AVENTURA HOSPITAL LAB		3,152	1,098	26%	4,250
DOCTORS HOSPITAL	2	3,368	868	20%	4,238
HEALTH PARK MEDICAL CENTER CLINICAL LAB		3,406	813	19%	4,219
THE VILLAGES REGIONAL HOSPITAL		3,858	317	8%	4,175
PATIENTS FIRST LAKE ELLA MEDICAL CENTER PA		3,195	944	23%	4,139
MEMORIAL HOSPITAL WEST LABORATORY SERVICES	13	3,651	422	10%	4,086
Capital Regional Medical Ctr		3,213	801	20%	4,014
CORAL SPRINGS MED CTR		3,516	437	11%	3,953
NORTH SHORE MEDICAL CENTER		3,079	870	22%	3,949
BROWARD HEALTH NORTH CLINICAL LABORATORY		3,379	568	14%	3,947
PALMS WEST HOSPITAL LAB	2	3,098	843	21%	3,943
BLAKE MEDICAL CENTER		3,203	692	18%	3,895
FLORIDA HOSPITAL ZEPHYRHILLS		3,584	293	8%	3,877
FLORIDA HOSPITAL FLAGLER	2	3,601	255	7%	3,858

# COVID-19: testing by laboratory

Data through Aug 25, 2020 verified as of Aug 26, 2020 at 09:25 AM

Data in this report are provisional and subject to change.

The numbers in the table below represent the number of Florida and non-Florida residents for whom test results were received by the Department of Health. A person can be tested by more than one laboratory and can have both positive and negative results. **Therefore, the sum of the numbers in each column will be larger than the total number of people tested.**

Reporting lab	Inconclusive	Negative	Positive	Percent positive	Total
QUEST DIAGNOSTICS	3	3,470	355	9%	3,828
FLORIDA MEDICAL CENTER - A CAMPUS OF NORTH SHORE	2	3,223	597	16%	3,822
ABL MEDICAL CARE LLC		3,278	483	13%	3,761
MOFFITT CANCER CENTER	5	3,649	58	2%	3,712
FLORIDA HOSPITAL DELAND	7	3,030	611	17%	3,648
EXACT SCIENCES LABORATORIES		3,324	323	9%	3,647
PLANTATION GENERAL HOSPITAL		2,629	873	25%	3,502
REGIONAL MEDICAL CENTER BAYONET POINT	2	3,214	285	8%	3,501
CARDIOTROPIC LABS	81	2,707	704	20%	3,492
CLEVELAND CLINIC MARTIN SOUTH HOSPITAL		3,160	321	9%	3,481
FLORIDA HOSPITAL OF CARROLLWOOD		2,984	494	14%	3,478
BAYFRONT MEDICAL CENTER	12	2,557	862	25%	3,431
INFORM DIAGNOSTICS, INC		3,243	187	5%	3,430
NEW YORK STATE ELR - SUNRISE MEDICAL LABORATORIES		3,288	77	2%	3,365
NEMOURS CHILDRENS HOSPITAL		3,273	85	3%	3,358
MEDICAL CENTER OF TRINITY CLINICAL LABORATORY		2,847	468	14%	3,315
NORTHSIDE HOSPITAL AND HEART INSTITUTE		2,843	449	14%	3,292
LAKE CITY MEDICAL CENTER		2,374	765	24%	3,139
OCALA REGIONAL MEDICAL CENTER		2,720	402	13%	3,122
BAPTIST MEDICAL CENTER - BEACHES		2,886	204	7%	3,090
DR. P. PHILLIPS HOSPITAL		2,913	125	4%	3,038
MORTON PLANT-MEASE	1	2,743	209	7%	2,953
FULGENT DIAGNOSTICS	76	2,674	179	6%	2,929
CENTRAL FLORIDA REGIONAL HOSPITAL		2,531	394	13%	2,925
GULF COAST MEDICAL CENTER LAB		2,262	654	22%	2,916
ACCESS DX LABORATORY	30	2,342	542	19%	2,914
ST JOSEPHS NORTH HOSPITAL LAB		2,568	333	11%	2,901
LEON MEDICAL CENTERS LLC		2,269	591	21%	2,860
IMPERIAL POINT MEDICAL CENTER		2,577	274	10%	2,851
LAKESWOOD RANCH MEDICAL CENTER		2,538	261	9%	2,799
ST LUCIE MEDICAL CENTER		2,119	532	20%	2,651
SOUTH LAKE HOSPITAL		2,505	119	5%	2,624
NIGHT LITE PEDIATRICS	1	1,987	617	24%	2,605
SOUTH FLORIDA BAPTIST HOSPITAL MICRO	1	2,173	400	16%	2,574
PHYSICIANS REGIONAL MEDICAL CENTER - PINE RIDGE RD		2,105	456	18%	2,561
POINCIANA MEDICAL CENTER		1,849	699	27%	2,548
ALL CHILDREN'S HOSPITAL LAB		2,345	183	7%	2,528
INGENIOUS PERSONALIZED MEDICINE	15	1,734	732	30%	2,481
UHEALTH CORAL GABLES/LENNAR MED CTR		2,353	127	5%	2,480
WEST MARION COMMUNITY HOSPITAL LAB		2,105	308	13%	2,413
BAPTIST MEDICAL CENTER - NASSAU		2,271	124	5%	2,395
WESTCHESTER HOSPITAL	17	1,934	424	18%	2,375
MEDCOMP SCIENCES LLC	28	1,294	1,019	44%	2,341
UNIVERSITY HOSPITAL AND MEDICAL CENTER		1,713	610	26%	2,323
SOUTH SEMINOLE HOSPITAL LABORATORY		2,198	96	4%	2,294
VISTA CLINICAL		1,163	1,120	49%	2,283
FLORIDA HOSPITAL NORTH PINELLAS	5	2,101	164	7%	2,270

# COVID-19: testing by laboratory

Data through Aug 25, 2020 verified as of Aug 26, 2020 at 09:25 AM

Data in this report are provisional and subject to change.

The numbers in the table below represent the number of Florida and non-Florida residents for whom test results were received by the Department of Health. A person can be tested by more than one laboratory and can have both positive and negative results. **Therefore, the sum of the numbers in each column will be larger than the total number of people tested.**

Reporting lab	Inconclusive	Negative	Positive	Percent positive	Total
WEST PALM HOSPITAL LAB		1,889	327	15%	2,216
QUEST DIAGNOSTICS - ATLANTA	4	1,959	250	11%	2,213
ACCESS MEDICAL LABORATORIES		1,227	967	44%	2,194
FLORIDA HOSPITAL FISH MEMORIAL	1	1,838	335	15%	2,174
WALGREEN CO	2	1,918	239	11%	2,159
MEMORIAL HOSPITAL MICRO		1,837	216	11%	2,053
ST PETERSBURG GENERAL HOSPITAL		1,511	487	24%	1,998
HIALEAH HOSPITAL	4	1,507	461	23%	1,972
MEMORIAL HOSPITAL- MIRAMAR	10	1,762	153	8%	1,925
QUEST DIAGNOSTICS LENEXA	16	1,715	156	8%	1,887
MEASE DUNEDIN HOSPITAL	4	1,696	182	10%	1,882
BAPTIST NORTH EMERGENCY CENTER		1,376	499	27%	1,875
ANNE BATES LEACH EYE HOSPITAL/ ABLEH MICROBIOLOGY LABORATORY		1,819	42	2%	1,861
FORT WALTON BEACH MEDICAL CENTER		1,568	286	15%	1,854
CITRUS MEMORIAL HOSPITAL LABORATORY		1,724	125	7%	1,849
ADVENTHEALTH OCALA LABORATORY		1,556	278	15%	1,834
HEALTHQUEST ESOTERICS		1,073	729	40%	1,802
OVIEDO MEDICAL CENTER		1,463	273	16%	1,736
LEE HEALTH COCONUT POINT CLINICAL LAB	1	1,364	337	20%	1,702
NONA SCIENTIFIC	1	1,349	331	20%	1,681
CLEVELAND CLINIC TRADITION HOSPITAL		1,484	178	11%	1,662
DOCTORS HOSPITAL OF SARASOTA CLINICAL LABORATORY		1,476	177	11%	1,653
MEMORIAL HOSPITAL PEMBROKE	3	1,429	205	13%	1,637
RAULERSON HOSPITAL		1,318	278	17%	1,596
PALMS OF PASADENA HOSPITAL		1,336	220	14%	1,556
OPTEO LABORATORY		1,505	29	2%	1,534
CLEVELAND CLINIC MARTIN NORTH HOSPITAL		1,278	193	13%	1,471
PUTNAM COMMUNITY MEDICAL CENTER		1,251	200	14%	1,451
WALGREENS OAKLAND PARK	2	1,280	161	11%	1,443
SOUTH BAY HOSPITAL MICRO		1,197	240	17%	1,437
P4 CLINICAL, LLC	23	1,229	185	13%	1,437
PHYSICIANS REGIONAL MEDICAL CENTER - COLLIER BLVD	1	1,088	308	22%	1,397
LOWER KEYS MEDICAL CENTER		1,238	130	10%	1,368
BETHESDA HOSPITAL WEST		1,202	145	11%	1,347
ST VINCENT'S MEDICAL CENTER - SOUTHSIDE		1,307	27	2%	1,334
BARTOW REGIONAL MEDICAL CENTER	1	1,127	191	14%	1,319
QUEST DIAGNOSTICS - MIRAMAR	6	344	964	73%	1,314
TWIN CITIES HOSPITAL		1,189	123	9%	1,312
PWN HEALTH	5	878	406	31%	1,289
AVECINA MEDICAL OAKLEAF		847	421	33%	1,268
SYNERGY LABORATORIES	5	1,145	105	8%	1,255
BMCT Molecular Diagnostics Subsection		982	231	19%	1,213
CLINICORE		1,112	91	8%	1,203
LAKESIDE MEDICAL CENTER		808	350	30%	1,158
SACRED HEART-EMERALD COAST		969	182	16%	1,151
QUEST DIAGNOSTICS WOOD DALE	3	1,028	79	7%	1,110
HIGHLANDS REGIONAL MEDICAL CENTER		921	187	17%	1,108

# COVID-19: testing by laboratory

Data through Aug 25, 2020 verified as of Aug 26, 2020 at 09:25 AM

Data in this report are provisional and subject to change.

The numbers in the table below represent the number of Florida and non-Florida residents for whom test results were received by the Department of Health. A person can be tested by more than one laboratory and can have both positive and negative results. **Therefore, the sum of the numbers in each column will be larger than the total number of people tested.**

Reporting lab	Inconclusive	Negative	Positive	Percent positive	Total
GULF BREEZE HOSPITAL LAB	1	960	142	13%	1,103
VIKOR SCIENTIFIC	2	606	431	41%	1,039
ORLANDO VA MEDICAL CENTER		858	141	14%	999
UNIVERSITY OF MIAMI HOSPITAL & CLINICS	2	924	58	6%	984
LMHS		901	76	8%	977
PATIENTS CHOICE LABORATORIES		518	456	47%	974
HOLIDAY CVS LLC		954	6	1%	960
UHEALTH DEERFIELD BEACH/UMSYLVESTER DEERFIELD BEACH LABORATORY	3	908	41	4%	952
ENGLEWOOD COMMUNITY HOSPITAL		849	78	8%	927
BAPTIST EMERGENCY CENTER OAKLEAF		748	156	17%	904
MARINERS HOSPITAL		767	95	11%	862
AVENTUS BIOLABS	1	382	449	54%	832
FLORIDA HOSPITAL ORLANDO		745	74	9%	819
BAPTIST HEALTH EMERGENCY CENTER COUNTRY WALK		663	152	19%	815
ST VINCENTS CLAY COUNTY		775	26	3%	801
PATHNOSTICS		82	703	90%	785
BAPTIST EMERGENCY CENTER CLAY		674	100	13%	774
AVECINA MEDICAL SOUTHSIDE		503	242	32%	745
LABCORP	1	386	323	45%	710
CAPSTONE HEALTHCARE		469	241	34%	710
JACKSON HOSPITAL CLINICAL LABORATORY		603	85	12%	688
MINUTECLINIC LLC #3703		586	68	10%	654
ADVANCE MEDICAL OF NAPLES			647	100%	647
DESOTO MEMORIAL HOSPITAL CLINICAL LABORATORY	3	514	124	19%	641
LABCORP RTP	3	70	566	89%	639
Assurance Scientific Laboratories		491	139	22%	630
FLOWERS HOSPITAL		579	46	7%	625
CLARITY LAB SOLUTIONS		505	112	18%	617
LAB24 INC	1	28	585	95%	614
TAMPA COMMUNITY HOSPITAL		435	172	28%	607
NONE		281	325	54%	606
BARDMOOR LABORATORY	1	527	70	12%	598
VAMC ORLANDO		302	294	49%	596
FLORIDA LABORATORY ANALYSIS		353	242	41%	595
PATIENTS FIRST - MAHAN DRIVE		164	428	72%	592
EGLIN AIRFORCE BASE LAB		478	105	18%	583
QUEST	4	144	431	74%	579
NCH HEALTHCARE SYSTEM MICROBIOLOGY LAB		1	557	100%	558
AVERO DIAGNOSTICS - IRVING		465	90	16%	555
NCH NORTHEAST	3	361	187	34%	551
LEE MEMORIAL HOSPITAL LAB			547	100%	547
UNITED CLINICAL LABORATORY LLC		4	532	99%	536
QUEST DIAGNOSTICS - IRVING	10	334	178	34%	522
PHYSICIANS STAT LAB		138	381	73%	519
HOLY CROSS HOSPITAL LABORATORY			500	100%	500
SOUTHEAST ALABAMA MEDICAL CENT		443	43	9%	486
MAVERICK LABS		347	124	26%	471

# COVID-19: testing by laboratory

Data through Aug 25, 2020 verified as of Aug 26, 2020 at 09:25 AM

Data in this report are provisional and subject to change.

The numbers in the table below represent the number of Florida and non-Florida residents for whom test results were received by the Department of Health. A person can be tested by more than one laboratory and can have both positive and negative results. **Therefore, the sum of the numbers in each column will be larger than the total number of people tested.**

Reporting lab	Inconclusive	Negative	Positive	Percent positive	Total
LUMINUS DIAGNOSTICS		307	146	32%	453
PANCARE OF FLORIDA, INC			443	100%	443
WALGREENS ORLANDO		391	40	9%	431
ORLANDO VETERANS AFFAIRS MEDICAL CENTER		112	296	73%	408
DYNIX DIAGNOSTICS		217	188	46%	405
ATLANTIS URGENT CARE		272	123	31%	395
MEDARBOR DIAGNOSTICS		1	390	100%	391
HISTOPATHOLOGY SERVICES, LLC		331	57	15%	388
NEW YORK STATE ELR - NORTH SHORE LONG ISLAND JEWISH HEALTH		364	23	6%	387
ASSOCIATED PATHOLOGISTS, LLC		317	67	17%	384
LAB CORP	1	157	225	59%	383
MARTIN MEMORIAL LABORATORY AT ST LUCIE WEST		329	49	13%	378
UAB HIGHLANDS LABORATORY		373	3	1%	376
QUEST DIAGNOSTICS NICHOLS INSTITUTE	5	353	17	5%	375
SANTA ROSA MEDICAL CENTER		182	190	51%	372
NORTH FLORIDA PEDIATRICS-TALLAHASSEE		336	27	7%	363
NEW YORK STATE ELR - NYU HOSPITALS CENTER CLINICAL LABORATORIES		350	12	3%	362
CLARITY LABS		311	49	14%	360
MEMORIAL PEMBROKE 24/7 CARE CENTER		266	93	26%	359
INFORM DIAGNOSTICS		349	2	1%	351
HOLIDAY CVS LLC DBA CVSPHARMACY #5155		337	4	1%	341
ARCPOINT LABS - FORT MYERS		248	91	27%	339
ECCOLAB GROUP	1	79	257	76%	337
NEW YORK STATE ELR - LENCO MEDICAL LABORATORY		322	13	4%	335
JAY HOSPITAL CLINICAL LABORATORY		241	81	25%	322
DAVITA LABS		290	26	8%	316
ADVENT HEALTH CENTRA CARE: WATERFORD LAKES		248	65	21%	313
NEW YORK STATE ELR - DEPARTMENT OF CLINICAL LABS		301	5	2%	306
NIGHT LITE PEDIATRICS URGENT CARE		251	48	16%	299
CORE DIAGNOSTIC LABORATORIES LLC		219	74	25%	293
AVECINA MEDICAL JULINGTON		131	156	54%	287
NCF DIAGNOSTICS & DNA TECHNOLOGIES	10	43	233	81%	286
TALLAHASSEE PRIMARY CARE ASSOCIATES		274	9	3%	283
SUNRISE MEDICAL LABORATORIES		210	62	23%	272
PHAROS HEALTH		143	129	47%	272
TENNESSEE DOH - NASHVILLE	2	242	28	10%	272
LABCORP TAMPA	1	30	240	89%	271
NITE LITE PEDIATRICS		170	97	36%	267
VETERANS AFFAIRS MEDICAL CENTER LAB		9	255	97%	264
BAPTIST MD ANDERSON CANCER CENTER		259	2	1%	261
THERADOC		150	110	42%	260
FLO-MEDILAB SERVICES		81	174	68%	255
SANFORD REFERENCE LAB		246	9	4%	255
GENESIS REFERENCE LABORATORIES		1	251	100%	252
EXPRESS GENE MOLECULAR DIAGNOSTIC LABORATORY		2	246	99%	248
FLAGLER HOSPITAL	4	18	219	91%	241
STEWART REFERENCE LABORATORY		101	140	58%	241

# COVID-19: testing by laboratory

Data through Aug 25, 2020 verified as of Aug 26, 2020 at 09:25 AM

Data in this report are provisional and subject to change.

The numbers in the table below represent the number of Florida and non-Florida residents for whom test results were received by the Department of Health. A person can be tested by more than one laboratory and can have both positive and negative results. **Therefore, the sum of the numbers in each column will be larger than the total number of people tested.**

Reporting lab	Inconclusive	Negative	Positive	Percent positive	Total
UNKNOWN		16	222	93%	238
TEMPUS CLINICAL LABORATORY	1	214	23	10%	238
HOLMES REGIONAL MEDICAL CENTER		3	231	99%	234
ASCEND CLINICAL		224	4	2%	228
SMA SPECIALITY MEDICAL LAB		62	165	73%	227
HENDRY REGIONAL MEDICAL CENTER		9	215	96%	224
ST CLOUD REGIONAL MEDICAL CENTER		126	94	43%	220
BIOCERNA LLC	8	156	53	24%	217
MEDSCAN LABORATORY INC		136	80	37%	216
EUROFINS NTD, LLC		186	28	13%	214
BAYA URGENT CARE		3	210	99%	213
JAMES A. HALEY VETERANS MICRO LAB			212	100%	212
LABTECH DIAGNOSTIC		92	120	57%	212
CENTRA CARE		35	173	83%	208
GESSLER CLINIC		1	206	100%	207
AMELIA URGENT CARE		79	127	62%	206
ADVENTHEALTH LAB			203	100%	203
MARTIN MEMORIAL MEDICAL CENTER LAB		99	103	51%	202
VAMC WEST PALM LAB		5	196	98%	201
MOLECULAR INFECTIOUS DISEASES		194	4	2%	198
FLORIDA WOMAN CARE LABORATORY LLC		175	23	12%	198
PREMIER MEDICAL LABORATORY SERVICES		1	195	99%	196
ARCPPOINT LABS OF WEST PALM BEACH			194	100%	194
BAY PINES VAMC CLINICAL LABORATORY		4	185	98%	189
NCH HEALTHCARE BONITA		125	62	33%	187
PATHGROUP LABS LLC		90	96	52%	186
GENESIS MEDICAL LABORATORY MIAMI FL.		78	108	58%	186
QUALITOX LABORATORIES		96	89	48%	185
ADVENT HEALTH -TAMPA		74	108	59%	182
HOLIDAY CVS LLC DBA CVS PHARMACY #5154		171	5	3%	176
NEW YORK STATE ELR - NEW YORK PRESBYTERIAN HOSPITAL CUMC CLINICAL		162	13	7%	175
C.W. BILL YOUNG VA MEDICAL CENTER		4	167	98%	171
BOCA BIOLISTICS REFERENCE LABORATORY		138	31	18%	169
BAYCARE HEALTH SYSTEM		2	167	99%	169
BIOREFERENCE LABORATORIES		68	100	60%	168
MINI ER ADULT AND PEDIATRIC URGENT CARE		161	7	4%	168
FLORIDA HOSPITAL WAUCHULA		89	74	45%	163
MICROGEN DX		29	134	82%	163
UAB UNIVERSITY OF ALABAMA HOSPITAL LAB		156	6	4%	162
NEW YORK STATE ELR - MOUNT SINAI LABORATORY		154	8	5%	162
BUREAU OF CLINICAL LABORATORIES		132	28	18%	160
NEW YORK STATE ELR - NEW YORK HOSPITAL LABORATORIES	1	152	6	4%	159
WUESTHOFF REF LABORATORY			159	100%	159
ASAP LAB LLC		90	64	42%	154
TOM LEE COMMUNITY HEALTH CENTER		6	145	96%	151
SACRED HEART HOSPITAL ON THE GULF		89	57	39%	146
SCIONLAB SERVICES LLC		136	10	7%	146

# COVID-19: testing by laboratory

Data through Aug 25, 2020 verified as of Aug 26, 2020 at 09:25 AM

Data in this report are provisional and subject to change.

The numbers in the table below represent the number of Florida and non-Florida residents for whom test results were received by the Department of Health. A person can be tested by more than one laboratory and can have both positive and negative results. **Therefore, the sum of the numbers in each column will be larger than the total number of people tested.**

Reporting lab	Inconclusive	Negative	Positive	Percent positive	Total
GULF COAST MOLECULAR LABORATORIES	8	95	42	29%	145
NEO GENOMICS - FORT MYERS	1	140	4	3%	145
US BIOTEK LABORATORIES		65	79	55%	144
LABSTAT		2	142	99%	144
ARCPOINT LABS OF TAMPA		82	60	42%	142
ACUTIS DIAGNOSTICS	1	107	31	22%	139
FLORIDA HOSPITAL HEARTLAND MED CTR LAKE PLACID		93	45	33%	138
ST JUDE CHILDREN'S RESEARCH HOSPITAL		124	11	8%	135
EMERGENCY PHYSICIANS MEDICAL CENTER			135	100%	135
IRL MARKET LAB ALACHUA		103	31	23%	134
INTEGRATED REGIONAL LABORATORIES		119	12	9%	131
MIDWAY SPECIALTY CARE CENTER		53	77	59%	130
MEMPHIS PATHOLOGY LABORATORY	1	124	5	4%	130
AMERICAN PATHOLOGY PARTNERS		128	1	1%	129
BMHSI-AEL MICROBIOLOGY LABORATORY	2	102	24	19%	128
FAST TRACK URGENT CARE CENTER		1	126	99%	127
ADVENT HEALTH CENTRA CARE		42	84	67%	126
LEHIGH REGIONAL MEDICAL CENTER LAB		106	19	15%	125
VAMC GAINESVILLE		2	123	98%	125
MACDILL AFB HOSPITAL		108	16	13%	124
VAMC BAY PINES		1	120	99%	121
FAST TRACK URGENT CARE CENTER - CARROLLWOOD			119	100%	119
NXGEN MDX LLC	1	89	29	24%	119
NEW YORK STATE ELR - ENZO CLINICAL LABS INC		117	1	1%	118
HEALTH FIRST-HOLMES REGIONAL			116	100%	116
PALM BEACH COUNTY HEALTH DEPT LAB		113	2	2%	115
ROSEN MEDICAL CENTER		101	13	11%	114
CURATIVE LABS		3	109	97%	112
ALLIED HEALTH FORT PIERCE		112			112
FULGENT DIAGNOSTICS LABORATORY	1	109	1	1%	111
LEON MEDICAL CENTER		7	103	94%	110
MEDICAL DIAGNOSTICS LABORATORIES,INC		18	91	83%	109
SPARROW HEALTHCARE	2	1	105	97%	108
UR MEDICINE LABS- CENTRAL LABORATORY		106	2	2%	108
MILLENNIUM LAB SERVICES			107	100%	107
THE CENTER FOR URGENT CARE		58	47	45%	105
PRIVA PATH LABS			105	100%	105
BAYFRONT HEALTH BROOKSVILLE			102	100%	102
FLORIDA CLINICAL LABORATORY-BIOREFERENCE LABORATORIES		43	59	58%	102
VAMC LAKE CITY		51	51	50%	102
BAPTIST HEALTH SOUTH FLORIDA		4	94	96%	98
USAFSAM/PHE		23	72	76%	95
MID-FLORIDA PATHOLOGY		60	34	36%	94
DIAGNOSTIC SOLUTIONS		3	91	97%	94
CENTRA CARE - WATERFORD LAKES		47	46	49%	93
FLORIDA COMMUNITY HEALTH CENTERS INC			93	100%	93
SEBASTIAN RIVER MEDICAL CENTER		56	36	39%	92

# COVID-19: testing by laboratory

Data through Aug 25, 2020 verified as of Aug 26, 2020 at 09:25 AM

Data in this report are provisional and subject to change.

The numbers in the table below represent the number of Florida and non-Florida residents for whom test results were received by the Department of Health. A person can be tested by more than one laboratory and can have both positive and negative results. **Therefore, the sum of the numbers in each column will be larger than the total number of people tested.**

Reporting lab	Inconclusive	Negative	Positive	Percent positive	Total
STAGEZERO LIFE SCIENCES INC		80	11	12%	91
CENTRACARE		2	89	98%	91
GENETWORKX		15	73	83%	88
NEW PLANT CITY FAMILY CARE	1	23	64	73%	88
ADVENTHEALTH CENTRA CARE OVIEDO		29	58	67%	87
FLORIDA MEDICAL CLINIC		54	33	38%	87
NAVAL HOSPITAL - JACKSONVILLE		1	85	99%	86
PACIFIC ANALYTICS			85	100%	85
FULGENT GENETICS	2	58	23	28%	83
SOLARIS DIAGNOSTICS		4	79	95%	83
GARCIA CLINICAL LABORATORY		1	80	99%	81
COASTAL MED URGENT CARE			80	100%	80
AMELIA EXPRESS CARE		5	74	94%	79
AVELLINO LAB USA, INC		76	2	3%	78
AVERO DIAGNOSTICS		53	24	31%	77
FISHERMENS HOSPITAL CLINICAL LAB		72	4	5%	76
ADVENT HEALTH CENTRA CARE LONGWOOD		9	66	88%	75
AURORA DIAGNOSTICS BERNHARDT LABORATORIES PATHOLOGY SERVICE		72	3	4%	75
AMERICAN RESEARCH LABS		4	68	94%	72
MAYO CLINIC LABS - ROCHESTER MAIN CAMPUS		71	1	1%	72
USA HEALTH UNIVERSITY HOSPITAL CLINICAL LABORATORY		71	1	1%	72
HOLY CROSS HOSPITAL		1	70	99%	71
CENTRAL FLORIDA HEALTH CARE		46	24	34%	70
DYNAMIC MEDICAL USA			69	100%	69
MINUTECLINIC, LLC DBA MINUTECLINIC #4717		66	3	4%	69
URGENT CARE CURE		34	35	51%	69
Highlands Regional Hospital		63	6	9%	69
HEALTHLINK DIAGNOSTIC LABORATORIES		1	68	99%	69
AMMON LABS		58	10	15%	68
QPS, LLC		67	1	1%	68
MORTON PLANT HOSPITAL			67	100%	67
AEL- MEMPHIS		17	50	75%	67
HOSPITAL FOR SPECIAL SURGERY		65	1	2%	66
UNIVERSITY OF ALABAMA		64	2	3%	66
NORTH OKALOOSA MEDICAL CENTER		34	29	46%	63
DAVITA LABORATORY SERVICES		48	14	23%	62
SELECT LABORATORIES MARION COUNTY, LLC.			62	100%	62
SARAPATH DIAGNOSTICS			62	100%	62
ANGEL KIDS PEDIATRICS		46	14	23%	60
FINLAY CLINICAL LABORATORY		24	35	59%	59
LABORATORY SPECIALISTS OF MICHIGAN		1	58	98%	59
MORTON PLANT HOSPITAL/LAB		1	58	98%	59
REFUAH HEALTH CENTER LABORATORY		59			59
GENE BY GENE			59	100%	59
FHMG-FLORIDA HOSPITAL MEDICAL GROUP		53	5	9%	58
EXACT SCIENCES LABORATORIES, LLC		13	45	78%	58
LABORATORY CORP OF AMERICA	2	26	30	52%	58



# COVID-19: testing by laboratory

Data through Aug 25, 2020 verified as of Aug 26, 2020 at 09:25 AM

Data in this report are provisional and subject to change.

The numbers in the table below represent the number of Florida and non-Florida residents for whom test results were received by the Department of Health. A person can be tested by more than one laboratory and can have both positive and negative results. **Therefore, the sum of the numbers in each column will be larger than the total number of people tested.**

Reporting lab	Inconclusive	Negative	Positive	Percent positive	Total
ALLSOUTH URGENT CARE			57	100%	57
NAVY HOSPITAL			57	100%	57
Quest Diag Unspecifd		25	31	55%	56
LABCORP BIRMINGHAM	1	5	50	89%	56
NORTH FLORIDA/SOUTH GEORGA VETERANS HEALTH SYSTEM			56	100%	56
UNKNOWN - BAD FACILITY CODE		15	40	73%	55
VA MEDICAL CENTER		7	48	87%	55
NEW YORK STATE ELR - WADSWORTH HEALTH CENTER		52	3	5%	55
PROVIDENCE HOSPITAL LABORATORY		52	2	4%	54
CLINICAL REFERENCE LABORATORY		50	4	7%	54
DOCTOR'S MEMORIAL HOSPITAL		3	51	94%	54
BROWARD HEALTH MEDICAL CENTER		1	53	98%	54
ACCU REFERENCE MEDICAL LAB			54	100%	54
BLOCK, NATION, CHASE, AND SMOLEN FAMILY MEDICINE		34	19	36%	53
HURLBURT FIELD CLINIC		23	29	56%	52
SARASOTA CO. HEALTH DEPT # 58		40	11	22%	51
OPTUM LABS LLC		5	46	90%	51
BAYCARE LAB		1	50	98%	51
NEW YORK STATE ELR - EMPIRECITY LABORATORIES		42	8	16%	50
INTEGRITY LABORATORIES			50	100%	50
P4 DIAGNOSTIX LABORATORY NETWORK		1	48	98%	49
MILLENIUM PHYSICIANS GROUP			49	100%	49
325TH MEDICAL GROUP			49	100%	49
SHORELINE PHYSICIAN GROUP			49	100%	49
FAWCETT MEMORIAL HOSPITAL-LAB		1	48	98%	49
ARTHREX MEDICAL CENTER		28	21	43%	49
DEPARTMENT OF VETERANS AFFAIRS JAMES A. HALEY VETERANS HOSPITAL			48	100%	48
BAY MEDICAL CENTER SACRED HEART HEALTH SYSTEM		17	31	65%	48
VHA PUBLIC HEALTH REFERENCE LABORATORY- PALO ALTO		27	20	43%	47
JEFFERY WEINZWEIG		1	46	98%	47
H LEE MOFFITT CANCER CENTER MICRO		46			46
EAST MANATEE FAMILY	1		44	98%	45
ADVENTHEALTH CENTRA CARE			45	100%	45
BALDWIN PEDIATRICS		37	8	18%	45
ADVENTHEALTH CENTRA CARE CARROLLWOOD			45	100%	45
TRADITION MEDICAL CENTER LABORATORY		21	23	52%	44
BAYFRONT HEALTH ER PINELLAS PARK		19	25	57%	44
NORTH FLORIDA PEDIATRICS-LAKE CITY			44	100%	44
SMA SPECIALTY MEDICAL LAB		1	43	98%	44
LAB CORP TAMPA			44	100%	44
QUEST TAMPA (NEW YORK ELR)		34	10	23%	44
NXGEN MDX		18	26	59%	44
MOBILE INFIRMARY MED CENTER PATH LAB		38	5	12%	43
APP-UNIPATH, LLC		42	1	2%	43
QUEST DIAGNOSTICS-N ST PETERSBURG-5TH			43	100%	43
CBS LABORATORY		1	42	98%	43
LIFEBRITE	1	5	36	86%	42

# COVID-19: testing by laboratory

Data through Aug 25, 2020 verified as of Aug 26, 2020 at 09:25 AM

Data in this report are provisional and subject to change.

The numbers in the table below represent the number of Florida and non-Florida residents for whom test results were received by the Department of Health. A person can be tested by more than one laboratory and can have both positive and negative results. **Therefore, the sum of the numbers in each column will be larger than the total number of people tested.**

Reporting lab	Inconclusive	Negative	Positive	Percent positive	Total
LAB CORP RTP	1	2	38	93%	41
MY CLINICAL LAB			41	100%	41
ORLANDO HEALTH EMERGENCY DEPARTMENT		37	4	10%	41
NEW YORK STATE ELR - MONTEFIORE MEDICAL CENTER LABORATORIES - MOSES		34	7	17%	41
FLORIDA HOSPITAL NEW SMYRNA		4	37	90%	41
EGLIN REGIONAL MEDICAL CENTER		4	36	90%	40
MIAMI VA HEALTHCARE SYSTEM			40	100%	40
RCA LABORATORY SERVICES -- NEW YORK ELR		10	30	75%	40
NEW YORK STATE ELR - KALEIDA HEALTH CENTER FOR LABORATORY		35	4	10%	39
AMERICAN FAMILY PACE		9	30	77%	39
ST VINCENT'S BIRMINGHAM LABORATORY		37	1	3%	38
QUEST INFECTIOUS DISEASE	1	33	4	11%	38
GENPATH			37	100%	37
DEVANSH LAB WERKS INC		28	9	24%	37
BAYFRONT		21	16	43%	37
GENESIS DIAGNOSTICS			37	100%	37
UNIVERSITY HEALTH SYSTEM INC		32	4	11%	36
HEALTH FIRST-PALM BAY		1	35	97%	36
GENESIS LABORATORY MANAGEMENT		3	33	92%	36
CAREMOUNT MEDICAL - PATHOLOGY		36			36
CITRUS MEMORIAL HEALTH SYSTEM LAB		2	34	94%	36
CAPITAL REGIONAL MEDICAL CENTER		2	33	94%	35
GRAVITY DIAGNOSTICS, LLC		12	23	66%	35
LAB PLUS, LLC AT SAINT THOMAS WEST HOSPITAL		26	9	26%	35
ST. CLOUD MEDICAL GROUP		35			35
MEDICAL DIAGNOSTIC LAB		1	34	97%	35
IRL		4	31	89%	35
HUNTSVILLE HOSPITAL LABORATORY		26	9	26%	35
NEW YORK STATE ELR - QUEST DIAGNOSTICS NICHOLS		32	2	6%	34
VA		15	19	56%	34
VENICE REGIONAL MEDICAL LAB SERVICES			34	100%	34
EXPERTUS LABORATORIES INC		13	21	62%	34
ADVENTHEALTH CENTRA CARE SANFORD		11	23	68%	34
CHILDREN'S HOSPITAL OF ALABAMA		33			33
DESOTO MEMORIAL HOSPITAL LAB			33	100%	33
GRAVITY DIAGNOSTICS		17	15	47%	32
PALM BAY HOSPITAL		1	31	97%	32
CAPE CANAVERAL HOSPITAL			32	100%	32
QUEST DIAGNOSTICS NICHOLS INSTITUTE- LPP		3	28	90%	31
ST. MARYS MEDICAL CENTER		1	30	97%	31
LABFIRST - DEPARTMENT OF PATHOLOGY		30	1	3%	31
QUEST DIAGNOSTICS-VERO BEACH-37TH ST		31			31
ADVENTHEALTH CENTRA CARE WESLEY CHAPEL			31	100%	31
NEW YORK STATE ELR - WHITE PLAINS HOSPITAL CENTER LAB		31			31
CLINICAL RESEARCH SEQUENCING PLATFORM			31	100%	31
ASSOCIATED CLINICAL LABORATORIES		29	1	3%	30
FINLAY CLINICAL LABORATORY INC		26	4	13%	30

# COVID-19: testing by laboratory

Data through Aug 25, 2020 verified as of Aug 26, 2020 at 09:25 AM

Data in this report are provisional and subject to change.

The numbers in the table below represent the number of Florida and non-Florida residents for whom test results were received by the Department of Health. A person can be tested by more than one laboratory and can have both positive and negative results. **Therefore, the sum of the numbers in each column will be larger than the total number of people tested.**

Reporting lab	Inconclusive	Negative	Positive	Percent positive	Total
P4CLINICAL	3	2	24	83%	29
ALLIANCE OF PHYSICIANS AGAINST COVID-19			29	100%	29
QUEST DIAGNOSTIC INC	1	3	25	86%	29
LABCORP OF AMERICA		15	14	48%	29
NEW YORK STATE ELR - NEWYORK-PRESBYTERIAN/QUEENS DIAGNOSTIC		28	1	3%	29
RDX BIOSCIENCE,			29	100%	29
SMA LAB		4	25	86%	29
SANFORD LABORATORIES		25	4	14%	29
DICKERT		26	3	10%	29
NEXT MOLECULAR ANALYTICS		1	28	97%	29
KENDALL REGIONAL MEDICAL CENTER LAB	3		26	90%	29
DOH-WEST PALM BEACH BRANCH LABORATORY			28	100%	28
INTERLAB		1	27	96%	28
SUNCOAST LABS			27	100%	27
INTERNAL LAB		24	3	11%	27
FHMG_CTR FOR SENIOR HEALTH		22	5	19%	27
QUEST DIAGNOSTICS INC.			27	100%	27
LAB			26	100%	26
WUESTHOFF MEMORIAL HOSPITAL			26	100%	26
QDX PATHOLOGY SERVICES		16	10	38%	26
MINUTECLINIC DIAGNOSTIC OF RHODE ISLAND, LLC #729		25	1	4%	26
NORTH FLORIDA PEDIATRICS		1	25	96%	26
VIERA HOSPITAL			26	100%	26
CDC		17	9	35%	26
DIAGNOSTIC LABORATORY OF OKLAHOMA		23	2	8%	25
ST. ANTHONY'S HOSPITAL			25	100%	25
ADVENTHEALTH PALM COAST			25	100%	25
SOFT CELL LABORATORIES		24	1	4%	25
DOC SMILEY'S URGENT CARE		1	23	96%	24
CVS PHARMACY NO 7881		24			24
RUSKIN HEALTH CENTER			24	100%	24
NEW YORK STATE ELR - STONY BROOK UNIVERSITY MEDICAL CENTER		21	3	13%	24
NEW YORK STATE ELR - CATHOLIC HEALTH SYSTEM DEPT LABORATORY		24			24
PRIDE DIAGNOSTICS		20	3	13%	23
FIRST CHOICE URGENT CARE			23	100%	23
POPLAR HEALTHCARE PLLC	1	10	12	52%	23
ELLENTON URGENT CARE			23	100%	23
MOLECULAR DIAGNOSTICS		1	22	96%	23
LABORATORY DYNAMICS		20	3	13%	23
AVENTIS BIO-SERVICES CTL		23			23
CENTRA CARE CONWAY			22	100%	22
COASTAL LABORATORIES		3	19	86%	22
EGL GENETIC DIAGNOSTICS		1	21	95%	22
CAYUGA MEDICAL CENTER AT ITHACA		19	3	14%	22
ST. JOSEPH'S HOSPITAL NORTH			22	100%	22
IPSUM DIAGNOSTICS			22	100%	22
MINUTECLINIC DIAGNOSTIC OF MICHIGAN, PC #8029		22			22

# COVID-19: testing by laboratory

Data through Aug 25, 2020 verified as of Aug 26, 2020 at 09:25 AM

Data in this report are provisional and subject to change.

The numbers in the table below represent the number of Florida and non-Florida residents for whom test results were received by the Department of Health. A person can be tested by more than one laboratory and can have both positive and negative results. **Therefore, the sum of the numbers in each column will be larger than the total number of people tested.**

Reporting lab	Inconclusive	Negative	Positive	Percent positive	Total
PENNSYLVANIA DEPT OF HEALTH		19	3	14%	22
PROTEUS MOLECULAR AND CLINICAL LAB		11	11	50%	22
NEW YORK STATE ELR - UNIVERSITY HOSPITAL, STONY BROOK SOUTHAMPTON		21			21
PATRICK AIR FORCE BASE		1	20	95%	21
TRUGENX			21	100%	21
ADVENT HEALTH CENTRA CARE PALM COAST			21	100%	21
BROWARD HEALTH CORAL SPRINGS EPIDEMIOLOGY DEPT			21	100%	21
HEALTH FIRST CAPE CANAVERAL HOSPITAL			21	100%	21
MIAMI BEACH COMMUNITY HEALTH CENTER			21	100%	21
MOLECULAR TESTING LABS			20	100%	20
AMERICA FAMILY CARE		9	11	55%	20
ST. CLOUD HOSPITAL		20			20
OUT OF STATE		14	6	30%	20
PPD	2	15	3	15%	20
WUESTHOFF MEDICAL CENTER-MELBOURNE			20	100%	20
BAYFRONT HEALTH SPRING HILL		1	19	95%	20
PARRISH MEDICAL CENTER		1	19	95%	20
AHSE ROP		20			20
ADVENT HEALTH FISH MEMORIAL		2	18	90%	20
ASSOCIATED PATHOLOGISTS		16	4	20%	20
MED HEALTH SERVICES		18	1	5%	19
JAMES A. HALEY VETERANS' HOSPITAL			19	100%	19
SUNQUEST		2	17	89%	19
INTEGRATED REGIONAL LABORATORIES - LARGO			19	100%	19
PRECISION HEALTH SOLUTIONS LAB			19	100%	19
NIGHT LITE PEDIATRICS WINTER GARDEN		9	10	53%	19
VAMC			19	100%	19
MAYO CLINIC LABS - ROCHESTER SUPERIOR DRIVE		2	17	89%	19
LECONTE MEDICAL CENTER LAB		15	4	21%	19
MINI ER AND URGENT CARE		1	18	95%	19
NEW YORK STATE ELR - WESTCHESTER MEDICAL CENTER		18			18
AMELIA MEDICAL CARE			18	100%	18
DOCTORS MEMORIAL HOSPITAL		8	10	56%	18
INTERCOASTAL MEDICAL GROUP			18	100%	18
MAGNOLIA DIAGNOSTIC			18	100%	18
STONE WASH CLINICAL LABORATORIES		2	16	89%	18
JACKSON HEALTH SYSTEM			18	100%	18
SUNTREE INTERNAL MEDICINE		18			18
PALO ALTO VA MEDICAL CENTER		1	17	94%	18
HEALTH FIRST-VIERA HOSPITAL			18	100%	18
NEW YORK STATE ELR - WILSON MEMORIAL REGIONAL MEDICAL CENTER		17	1	6%	18
BENTON PEDIATRICS INC		12	6	33%	18
XPRESS WELLNESS URGENT CARE			17	100%	17
MADISON CORE LABORATORIES		16	1	6%	17
CENTRA CARE - SOUTH ORANGE		6	11	65%	17
FHMG LAKE MARY PEDS		16	1	6%	17
TPCA CLINICAL LABORATORIES		14	3	18%	17

# COVID-19: testing by laboratory

Data through Aug 25, 2020 verified as of Aug 26, 2020 at 09:25 AM

Data in this report are provisional and subject to change.

The numbers in the table below represent the number of Florida and non-Florida residents for whom test results were received by the Department of Health. A person can be tested by more than one laboratory and can have both positive and negative results. **Therefore, the sum of the numbers in each column will be larger than the total number of people tested.**

Reporting lab	Inconclusive	Negative	Positive	Percent positive	Total
ST FRANCIS HOSPITAL		14	3	18%	17
NEW YORK STATE ELR - QUEST DIAGNOSTICS INCORPORATED		14	3	18%	17
NEW YORK STATE ELR - BROOKDALE UNIVERSITY HOSPITAL		16	1	6%	17
AMERICAN HEALTH ASSOCIATES OF TAMPA		2	15	88%	17
WATSON CLINIC LLP SOUTH			17	100%	17
CLEVELAND CLINIC FOUNDATION		9	8	47%	17
INTEGRITY LABORATORIES, LLC		5	12	71%	17
EAST ALABAMA MEDICAL CENTER LABORATORY		11	5	31%	16
CONNECTICUT DEPARTMENT OF HEALTH		14	2	13%	16
LABCORP INC		3	13	81%	16
PARK WEST MEDICAL CENTER		15	1	6%	16
QUEST DIAGNOSTICS NICHOLS INSTITUTE - SJC (LPP)		11	5	31%	16
TIDE LABORATORIES		5	11	69%	16
LABCORP - CLEARWATER		3	13	81%	16
SEVEN RIVERS REGIONAL MEDICAL CENTER		4	12	75%	16
TGH		1	15	94%	16
PATHGROUP			15	100%	15
QUESTDIAGNOSTICS INCORPORATED		1	14	93%	15
CLINICAL PATHOLOGY LABS		1	14	93%	15
FLORIDA DEPARTMENT OF HEALTH		10	5	33%	15
DIATHERIX		13	2	13%	15
BRANCH MEDICAL CLINIC			15	100%	15
CONSOLIDATED LAB SERVICES		8	7	47%	15
NORTH SHORE UNIVERSITY HOSPITAL LABORATORY		14	1	7%	15
NEW YORK STATE ELR - LENOX HILL HOSPITAL		13	2	13%	15
QUEST DIAGNOSTICS INCORPORATED			15	100%	15
NEW YORK STATE ELR - ROCHESTER GENERAL HOSPITAL LABORATORY		14	1	7%	15
GOLDEN GATE FAMILY CLINIC			14	100%	14
WHITE WILSON MEDICAL CENTER CLINIC			14	100%	14
HEALTH CENTRAL HOSPITAL			14	100%	14
MINUTECLINIC DIAGNOSTIC OF RHODE ISLAND, LLC #1544		14			14
POARCH BANC CREEK INDIANS TRIBAL HEALTH DEPARTMENT			14	100%	14
MILLENNIUM PHYSICIAN GROUP LCC			14	100%	14
LABORATORY OF FLORIDA			14	100%	14
SEMINOLE COUNTY HEALTH DEPARTMENT		13	1	7%	14
MEDCOMP SCIENCES			14	100%	14
BAYFRONT HEALTH PORT CHARLOTTE			14	100%	14
SOUTHEAST FAMILY HEALTHCARE CENTER			13	100%	13
ADVENTHEALTH MEDICAL GROUP		11	2	15%	13
NEW YORK STATE ELR - BRONX LEBANON HOSPITAL-MEDICAL CENTER		12	1	8%	13
TALLAHASSEE PRIMARY CARE ASSOC, PA		12	1	8%	13
REDITUS LABORATORIES			13	100%	13
DOCTOR'S IN HOUSE LABORATORY			13	100%	13
XERA MED RESEARCH			13	100%	13
TYNDALL AFB			13	100%	13
TREE HOUSE PEDIATRICS		12	1	8%	13
BAPTIST SOUTH MEDICAL CENTER		2	11	85%	13

# COVID-19: testing by laboratory

Data through Aug 25, 2020 verified as of Aug 26, 2020 at 09:25 AM

Data in this report are provisional and subject to change.

The numbers in the table below represent the number of Florida and non-Florida residents for whom test results were received by the Department of Health. A person can be tested by more than one laboratory and can have both positive and negative results. **Therefore, the sum of the numbers in each column will be larger than the total number of people tested.**

Reporting lab	Inconclusive	Negative	Positive	Percent positive	Total
PENSACOLA PEDIATRICS		3	10	77%	13
NEW YORK STATE ELR - ERIE COUNTY MEDICAL CTR CLINICAL LABS		13			13
ORLANDO HEALTH		2	11	85%	13
DEPARTMENT OF VETERANS AFFAIRS MEDICAL CENTER			13	100%	13
WESTPAC LABS		1	11	92%	12
NEIGHBORHOOD MEDICAL CENTER		10	2	17%	12
LEON CHD		12			12
LAKE CITY VETERANS HOSPITAL			12	100%	12
BOND CLINIC		1	11	92%	12
FLORIDA STATE HOSPITAL			12	100%	12
FLORIDA DEPT OF HEALTH		4	8	67%	12
ADVANCED URGENT CARE		10	2	17%	12
HIGHLANDS MEDICAL CENTER		12			12
CVS PHARMACY, INC DBA CVS/PHARMACY #5685		12			12
EMPIRE CITY LABORATORIES INC		1	11	92%	12
DOCTORS MEMORIAL FAMILY MEDICINE			12	100%	12
NADAL PEDIATRICS - VICTORIA STREET (3385)			12	100%	12
DOH		1	11	92%	12
ST VINCENTS MEDICAL CENTER RIVERSIDE NURSING		1	11	92%	12
NEW YORK STATE ELR - SARATOGA HOSPITAL LABORATORY		11	1	8%	12
TEN HEALTHCARE		2	10	83%	12
BROWARD DIALYSIS			12	100%	12
TOTAL RENAL LABORATORIES INC		7	5	42%	12
ADVENTHEALTH CENTRA CARE BRANDON			12	100%	12
UVMMC MICROBIOLOGY		12			12
LAB INTERMARKET FACILITY LAB			11	100%	11
SELECT REFERENCE LABORATORIES, LLC			11	100%	11
UPMC CHAUTAUQUA AT WCA LABORATORY		11			11
MINUTE CLINIC INCORPORATE		10	1	9%	11
LABCORP - MIAMI		4	7	64%	11
ESCAMBIA COMMUNITY CLINIC			11	100%	11
INDIAN RIVER MEDICAL CENTER		11			11
AMERICAN ESOTERIC LABORATORIES			11	100%	11
PALM BEACH PATHOLOGY		9	2	18%	11
ACHS		2	9	82%	11
JACKSON NORTH MEDICAL CENTER		1	10	91%	11
SHELBY COUNTY HEALTH CARE CORPORATION		8	3	27%	11
DELRAY MEDICAL CENTER LAB			11	100%	11
ALLIANCE PEDIATRICS			11	100%	11
FLORIDA COMMUNITY HEALTH CENTER OF ST. LUCIE			11	100%	11
SUNCOAST COMMUNITY HEALTH CENTERS PEDIATRICS		6	5	45%	11
BAYCARE OUTREACH LABORATORY SERVICES		1	10	91%	11
FUNGAL REFERENCE LABORATORY		11			11
VENICE REGIONAL MEDICAL CENTER			10	100%	10
CORE LABORATORY		1	9	90%	10
NEW YORK STATE ELR - NEW YORK CITY DEPARTMENT OF HEALTH & MENTAL		9	1	10%	10
BROWARD HEALTH CARE			10	100%	10

# COVID-19: testing by laboratory

Data through Aug 25, 2020 verified as of Aug 26, 2020 at 09:25 AM

Data in this report are provisional and subject to change.

The numbers in the table below represent the number of Florida and non-Florida residents for whom test results were received by the Department of Health. A person can be tested by more than one laboratory and can have both positive and negative results. **Therefore, the sum of the numbers in each column will be larger than the total number of people tested.**

Reporting lab	Inconclusive	Negative	Positive	Percent positive	Total
THE TERRACE OF JACKSONVILLE			10	100%	10
PHYSICIANS STAT			10	100%	10
PARKWEST MEDICAL CENTER		9	1	10%	10
ADVENTHEALTH ZEPHYRHILLS			10	100%	10
MEDICAL LABORATORY DIAGNOSTICS			10	100%	10
NEW JERSEY DEPARTMENT OF HEALTH COMMUNICABLE DISEASE SERVICE		3	7	70%	10
KEY PRIMARY CASE			10	100%	10
PERSONALIZED GENETIC TESTING			10	100%	10
Diatherix Laboratories, LLC		3	7	70%	10
LAKE BALDWIN CBOC		9	1	10%	10
DYNAMIC DNA LAB		1	9	90%	10
NEW YORK STATE ELR - CATHOLIC HEALTH SERVICES REGIONAL LABORATORY		8	2	20%	10
PROMEDICA LABORATORIES		9	1	10%	10
BioReference Laboratories, Inc			10	100%	10
FLORIDA HOSPITAL LABS			9	100%	9
GENEDX		6	3	33%	9
KEYS MEDICAL GROUP			9	100%	9
NEW YORK STATE ELR - LOURDES HOSPITAL INC		9			9
CENTRA CARE - SAND LAKE			9	100%	9
NEW YORK STATE ELR - VASSAR BROTHERS MEDICAL CENTER LABORATORY		9			9
BAY PINES VA		1	8	89%	9
ACADIAN DIAGNOSTIC LABORATORIES		8	1	11%	9
MICHIGAN DEPARTMENT OF HEALTH AND HUMAN SERVICES			9	100%	9
ARCPPOINT LABS - BIRMINGHAM		9			9
BAY CARE OCCUPATIONAL CLINIC			9	100%	9
HUNTINGTON HOSPITAL LABORATORY		8	1	11%	9
NEW YORK STATE ELR - GOOD SAMARITAN HOSPITAL LABORATORY		9			9
ADVENT HEALTH SEBRING			9	100%	9
INTERLACHEN PEDIATRICS		6	3	33%	9
Point of Care Testing			8	100%	8
STATE LAB		1	7	88%	8
WOLFSON (USE BAPTIST)			8	100%	8
THE COMMONWEALTH OF MASSACHUSETTS			8	100%	8
SPORTS DRUG TESTING LABORATORY			8	100%	8
NORTH CAROLINA DEPARTMENT OF HEALTH & HUMAN SERVICES			8	100%	8
PRATTVILLE BAPTIST HOSPITAL		7	1	13%	8
SYLVESTER AT PLANTATION LABORATORY		7	1	13%	8
ST VINCENT'S EAST LABORATORY		7	1	13%	8
X-GENE MOLECULAR LABS		1	7	88%	8
NEW YORK STATE ELR - NORTH CENTRAL BRONX HOSP		7	1	13%	8
NEW YORK STATE ELR - ST PETER'S BENDER LABORATORY		8			8
ST. JOSEPH HOSPITAL AND HEALTH CARE INC.			8	100%	8
NOAH CLINICAL LABORATORY			8	100%	8
BAYONET POINT MEDICAL CENTER			8	100%	8
LEE MEMORIAL HEALTH PARK LAB			8	100%	8
UMHC/SYLVESTER AT KENDALL		1	7	88%	8
COMMUNITY HEALTH CENTER		2	6	75%	8

# COVID-19: testing by laboratory

Data through Aug 25, 2020 verified as of Aug 26, 2020 at 09:25 AM

Data in this report are provisional and subject to change.

The numbers in the table below represent the number of Florida and non-Florida residents for whom test results were received by the Department of Health. A person can be tested by more than one laboratory and can have both positive and negative results. **Therefore, the sum of the numbers in each column will be larger than the total number of people tested.**

Reporting lab	Inconclusive	Negative	Positive	Percent positive	Total
BAYCARE LABORATORIES			8	100%	8
NEW YORK STATE ELR - JAMES J PETERS VA MEDICAL CENTER		6	2	25%	8
EMERALD COAST URGENT CARE		2	6	75%	8
GENEUS DIAGNOSTICS			8	100%	8
DOCTOR'S IN HOUSE LAB			8	100%	8
AFC URGENT CARE			8	100%	8
ADVENTHEALTH CENTRA CARE LAKE MARY		2	6	75%	8
ABBOTT			7	100%	7
UNIVERSITY HOSPITAL - STONY BROOK EASTERN		7			7
FLORIDA DEPARTMENT OF HEALTH IN LAKE COUNTY		3	4	57%	7
NORTH BAY HOSPITAL			7	100%	7
FLORIDA CLINICAL LAB			7	100%	7
NORTHWELL HEALTH PLAINVIEW HOSPITAL LABORATORY		5	2	29%	7
LEE COUNTY HEALTH DEPARTMENT		4	3	43%	7
LONGLEAF DIAGNOSTIC LABORATORIES		2	5	71%	7
MINUTE CLINIC LLC #2216		7			7
ARCHBOLD MEMORIAL HOSPITAL/LAB		3	4	57%	7
NO NAME		5	2	29%	7
PECONIC BAY MEDICAL CENTER LABORATORY		6	1	14%	7
NEW YORK STATE ELR - LABORATORY ALLIANCE OF CENTRAL NEW		7			7
NEW YORK PRESBYTERIAN - ALLEN HOSPITAL		7			7
ORMOND BEACH CENTRA CARE			7	100%	7
CANTON-POTSDAM HOSPITAL LABORATORY		7			7
ROCKLEDGE			7	100%	7
FLORIDA HOSPITAL KISSIMMEE		4	3	43%	7
HEALTHMARK REGIONAL HOSPITAL LAB		3	4	57%	7
NORTHWEST FLORIDA COMMUNITY HOSPITAL		1	6	86%	7
WATSON CLINIC LLP MAIN			7	100%	7
MHHS All Lab Subsection		7			7
BOZEMAN HEALTH DEACONESS HOSPITAL		4	3	43%	7
NEW YORK STATE ELR - HUDSON VALLEY HOSPITAL CENTER LABORATORY		6	1	14%	7
CENTRA CARE-LBV			7	100%	7
BIOFIRE			7	100%	7
ADVENTHEALTH CENTRA CARE CITRUS PARK			7	100%	7
CREATIVE TESTING SOLUTIONS		1	6	86%	7
CLEVELAND CLINIC			7	100%	7
ST CATHERINE OF SIENA HOSPITAL		7			7
FLORIDA DEPARTMENT OF HEALTH IN HILLSBOROUGH COUNTY			7	100%	7
SOUTHEAST ALABAMA MEDICAL CENTER			7	100%	7
COMMUNITY HEALTH NORTHWEST FLORIDA			7	100%	7
NEW YORK STATE ELR - JAMAICA HOSPITAL MEDICAL CENTER		6			6
ACH			6	100%	6
PATHOGENIUS LABORATORIES		2	4	67%	6
SPECIALITY LABORATORIES,INC		5	1	17%	6
TOTAL ACCESS URGENT CARE			6	100%	6
MONTEFIORE NEW ROCHELLE HOSPITAL		6			6
LABCORP BURLINGTON CYTO		5	1	17%	6



# COVID-19: testing by laboratory

Data through Aug 25, 2020 verified as of Aug 26, 2020 at 09:25 AM

Data in this report are provisional and subject to change.

The numbers in the table below represent the number of Florida and non-Florida residents for whom test results were received by the Department of Health. A person can be tested by more than one laboratory and can have both positive and negative results. **Therefore, the sum of the numbers in each column will be larger than the total number of people tested.**

Reporting lab	Inconclusive	Negative	Positive	Percent positive	Total
MICHIGAN DEPARTMENT OF COMMUNITY HEALTH		1	5	83%	6
ADVENTHEALTH PEDIATRICS/LAKE MARY PEDS		5	1	17%	6
LONGWOOD FAMILY PRACTICE		6			6
COVANCE CENTRAL LABORATORY			6	100%	6
ADVENTHEALTH CENTRA CARE ORMOND BEACH			6	100%	6
TROY REGIONAL MEDICAL CENTER		3	3	50%	6
TRUE HEALTH DIAGNOSTICS		1	5	83%	6
BIOCEPT			6	100%	6
LEE MEMORIAL LAB GULF COAST			6	100%	6
LABCORP NEW PORT RICHEY			6	100%	6
Maury Regional Hospital		4	2	33%	6
BROOKWOOD BAPTIST MEDICAL CENTER		6			6
HEART OF FLORIDA HMA			6	100%	6
TAMIAMI LAB MILLENIUM			6	100%	6
QUOTIENT SCIENCES			6	100%	6
LAB CORP OF AMERICA		2	4	67%	6
ST ELIZABETH MEDICAL CENTER LABORATORY		6			6
GENE STREET LABORATORIES, LLC		6			6
BAYCARE MEDICAL GROUP INC			6	100%	6
FLORIDA WOMAN CARE LABORATORY			6	100%	6
STATEN ISLAND UNIVERSITY HOSPITAL-POUCH		6			6
HEALTH CARE LABORATORY SERVICES			6	100%	6
SANTA ROSA MEDICAL CENTER CLINICAL LAB		2	4	67%	6
MASSACHUSETTS GENERAL HOSPITAL		1	5	83%	6
ST JOSEPH HOSPITAL		5	1	17%	6
LABCORP - NAPLES			5	100%	5
BOCA RATON REGIONAL HOSPITAL LAB			5	100%	5
BROWARD COUNTY HEALTH DEPT.			5	100%	5
UPMC HEALTH SYSTEM		4	1	20%	5
LAKELAND REGIONAL HEALTH			5	100%	5
FRANCES WARDE MEDICAL LABORATORY		2	3	60%	5
Cleveland Clinic Laboratories		1	4	80%	5
BIOTECH			5	100%	5
THE VILLAGES CLINICAL LAB		4	1	20%	5
ST ANTHONY NORTH			5	100%	5
TMH PHYSICIAN PARTNERS - MONTICELLO		5			5
AIM LABORATORIES			5	100%	5
DCH REGIONAL MEDICAL CENTER LABORATORY		5			5
FAST TRACK URGENT CARE CENTER - WESTCHASE			5	100%	5
CENTRA CARE - APOPKA			5	100%	5
NEW YORK STATE ELR - SOUTHSIDE HOSPITAL NORTHWELL HEALTH LABORATORY		4	1	20%	5
XRL SXF REF LAB		5			5
ADVENTHEALTH CENTRA CARE DAYTONA BEACH			5	100%	5
AMEERAH LABS			5	100%	5
NICHOLS INSTITUTE QUEST DIAGNOSTICS		2	3	60%	5
CHEMISYS LABORATORIES			5	100%	5
BIO-REFERENCE LABORATORIES			5	100%	5

# COVID-19: testing by laboratory

Data through Aug 25, 2020 verified as of Aug 26, 2020 at 09:25 AM

Data in this report are provisional and subject to change.

The numbers in the table below represent the number of Florida and non-Florida residents for whom test results were received by the Department of Health. A person can be tested by more than one laboratory and can have both positive and negative results. **Therefore, the sum of the numbers in each column will be larger than the total number of people tested.**

Reporting lab	Inconclusive	Negative	Positive	Percent positive	Total
AEL KNOXVILLE			5	100%	5
CHILDREN'S HOSPITAL OF PHILADELPHIA		5			5
UNKNOWN LAB			5	100%	5
JFK MEDICAL CENTER NORTH LAB			5	100%	5
CAPITAL HEALTH PLAN LABORATORIES			5	100%	5
ASCENSION ST. VINCENT'S PRIMARY CARE			5	100%	5
MANATEE PEDIATRICS			5	100%	5
POINT WASHINGTON MEDICAL CLINIC			5	100%	5
LABCORP DIAGNOSTICS-MIAMI		2	3	60%	5
COLORADO DEPARTMENT OF PUBLIC HEALTH AND ENVIRONMENT			5	100%	5
INDIAN RIVER CHD VERO BEACH		4	1	20%	5
LEHIGH VALLEY HOSPITAL		3	2	40%	5
LAWTON CHILES HEALTH CENTER			5	100%	5
COMMUNITY HEALTH OF SOUTH FLORIDA			5	100%	5
ARNOT OGDEN MEDICAL CENTER LABORATORY		5			5
DOH JACKSONVILLE CENTRAL LABORATORY		3	2	40%	5
DALE MEDICAL CENTER		2	3	60%	5
NEW HAMPSHIRE DEPARTMENT OF HEALTH AND HUMAN SERVICES		3	1	25%	4
QUEST DIAGNOSTIC INC TECHNICAL			4	100%	4
GATEWAY/ADVENT CENTRA CARE			4	100%	4
MALABAR/ADVENT CENTRA CARE			4	100%	4
QUEST DIAGNOSTICS- MELBOURNE			4	100%	4
TA LABCORP TAMPA			4	100%	4
NORTHSHORE UNIVERSITY HEALTHSYSTEM EVANSTON HOSPITAL LAB			4	100%	4
METRO KNOXVILLE HMA		4			4
NEWYORK-PRESBYTERIAN/ LAWRENCE HOSPITAL LABORATORY		4			4
THOMAS JEFFERSON UNIVERSITY HOSPITAL		4			4
PRECISION LABS LLC		1	3	75%	4
NEW YORK STATE ELR - BROOKLYN HOSPITAL CENTER DOWNTOWN CAMPUS		4			4
INTERMOUNTAIN CENTRAL LAB		1	3	75%	4
CVS PHARMACY # 10423		4			4
MINUTECLINIC DIAGNOSTIC OF TEXAS, LLC		4			4
DTR LABS		3	1	25%	4
PEDIATRIC HEALTH CARE ALLIANCE			4	100%	4
EMERGENCY MEDICAL CENTER			4	100%	4
IRL MARKET LAB			4	100%	4
METROPOLITAN HOSPITAL CENTER		4			4
MISSOURI DEPARTMENT OF HEALTH AND SENIOR SERVICES			4	100%	4
FLORIDA HOSPITAL		1	3	75%	4
OKLAHOMA STATE UNIVERSITY DIAGNOSTIC LAB			4	100%	4
NEW YORK STATE ELR - SAMARITAN HOSPITAL LABORATORY		4			4
GULF COAST MEDICAL GROUP			4	100%	4
MINUTECLINIC DIAGNOSTIC OF RHODE ISLAND, LLC #212		4			4
FISHERMEN'S HOSPITAL			4	100%	4
MEDLOGIC, LLC		1	3	75%	4
BAY VIEW HEALTHCARE		4			4
ST VINCENT'S CHILTON		3	1	25%	4

# COVID-19: testing by laboratory

Data through Aug 25, 2020 verified as of Aug 26, 2020 at 09:25 AM

Data in this report are provisional and subject to change.

The numbers in the table below represent the number of Florida and non-Florida residents for whom test results were received by the Department of Health. A person can be tested by more than one laboratory and can have both positive and negative results. **Therefore, the sum of the numbers in each column will be larger than the total number of people tested.**

Reporting lab	Inconclusive	Negative	Positive	Percent positive	Total
BEAUMONT LABORATORY			4	100%	4
FINLAY C. LABORATORY		3	1	25%	4
DAVITA LABORATORY		4			4
VA GULF COAST VETERANS HEALTH CARE SYSTEM			4	100%	4
STATEN ISLAND UNIVERSITY HOSPITAL		4			4
BAPTIST MEDICAL CENTER EAST		2	2	50%	4
WALGREENS NO 09204		4			4
BAPTIST MEDICAL PLAZA AT DORAL URGENT CARE CENTER		4			4
INTERMARKET FACILITY			4	100%	4
ILLINOIS DEPT OF PUBLIC HEALTH LAB - SPRINGFIELD			4	100%	4
BAPTIST PRIMARY CARE		1	3	75%	4
METHODIST MEDICAL CENTER		3	1	25%	4
HEALTHQUEST LABORATORIES			4	100%	4
GENUS DIAGNOSTICS			4	100%	4
COVENIENT CARE MEDICAL CLINIC			4	100%	4
EXPRESS TESTING-ONE			4	100%	4
WEST PACIFIC MEDICAL LABORATORY			4	100%	4
AURORA DIAGNOSTICS			4	100%	4
LINCOLN MEDICAL AND MENTAL HEALTH CENTER		4			4
BAY CARE			4	100%	4
STATEN ISLAND UNIVERSITY HOSPITAL SEGUINE AVE		4			4
SOUTHWESTERN REGIONAL MEDICAL CENTER - TULSA		4			4
QUEST DIAGNOSTIC			4	100%	4
DORAL URGENT CARE			4	100%	4
GENUS3		1	3	75%	4
WALGREENS #10775		3			3
CENTRAL FLORIDA HEALTH CARE INC			3	100%	3
IOWA DEPARTMENT OF PUBLIC HEALTH			3	100%	3
DOCTORS URGENT CARE			3	100%	3
PRECISION GENETICS			3	100%	3
BIODESIX, INC.		3			3
VIRGINIA DIVISION OF CONSOLIDATED LABORATORIES			3	100%	3
WALGREENS #17132		3			3
DEACONESS HOSPITAL			3	100%	3
BEEBE MEDICAL CENTER LABORATORY		3			3
BAYFRONT HEALTH PUNTA GORDA			3	100%	3
AMERICAN FAMILY CARE- ORANGE BEACH			3	100%	3
LAKE WALES MEDICAL CENTER INC			3	100%	3
FAMILY HEALTH CENTERS OF SWF LABS			3	100%	3
ILLINOIS DEPARTMENT OF PUBLIC HEALTH			3	100%	3
NEW YORK STATE ELR - JACOBI MEDICAL CENTER		3			3
PINELLAS COUNTY HEALTH DEPARTMENT		2	1	33%	3
SENIOR HEALTH OF WINTER PARK DUNDEE		3			3
WALGREENS #03413		2	1	33%	3
KEY WEST URGENT CARE, INC		3			3
LABCORP RARITAN		3			3
BARONESS ERLANGER HOSPITAL		3			3

# COVID-19: testing by laboratory

Data through Aug 25, 2020 verified as of Aug 26, 2020 at 09:25 AM

Data in this report are provisional and subject to change.

The numbers in the table below represent the number of Florida and non-Florida residents for whom test results were received by the Department of Health. A person can be tested by more than one laboratory and can have both positive and negative results. **Therefore, the sum of the numbers in each column will be larger than the total number of people tested.**

Reporting lab	Inconclusive	Negative	Positive	Percent positive	Total
ADVANCED LAB			3	100%	3
PRIMARY CARE OF THE TREASURE COAST			3	100%	3
DOH-TAMPA BRANCH LABORATORY (MLK BLVD)			3	100%	3
TIMBER RIDGE LABORATORY			3	100%	3
FLORIDA CLINICAL LABORATORY - BIOREFERENCE LABORATORIES		2	1	33%	3
PUBLIC HEALTH LAB		3			3
PENNSYLVANIA DEPARTMENT OF HEALTH BUREAU OF LABORATORIES			3	100%	3
BAYCARE OUTREACH LABORATORY HOSPITAL			3	100%	3
COUNTY OF LOS ANGELES			3	100%	3
JOE DIMAGGIO CHILDREN'S HOSPITAL		1	2	67%	3
UCLA HEALTHCARE CLINICAL LABS			3	100%	3
CELAL GUROL ERBAY, MD			3	100%	3
SAMARITAN MEDICAL CENTER		3			3
CENTRA CARE HUNTER'S CREEK			3	100%	3
FAST TRACK URGENT CARE CENTER - SOUTH TAMPA			3	100%	3
CALHOUN LIBERTY HOSPITAL			3	100%	3
NOVANT HEALTH INPATIENT CARE			3	100%	3
SIGNATURE CARE PFLUGERVILLE			3	100%	3
WALGREENS #5317		3			3
QUATRACOR PLLC		3			3
MONTEFIORE ST LUKE'S CORNWALL HOSPITAL		2	1	33%	3
PALMS WEST HOSPITAL			3	100%	3
NEW YORK STATE ELR - LONG ISLAND JEWISH MED CTR		3			3
CONNECTDX			3	100%	3
VIRTUA VOORHEES HOSPITAL		3			3
NORTH BROWARD HOSPITAL DISTRICT HEALTHCARE FOR THE HOMELESS			3	100%	3
WOODHULL MEDICAL AND MENTAL HEALTH CTR		3			3
ACCESS HEALTH CARE		2	1	33%	3
RIVERVIEW REGIONAL MEDICAL CENTER		3			3
SSM HEALTH ST LOUIS MICROBIOLOGY LABORATORY		1	2	67%	3
ST LUKES HOSPITAL LABORATORY		2	1	33%	3
JOHNS HOPKINS MEDICAL LABORATORIES		1	2	67%	3
PATIENT FIRST - ALLENTOWN			3	100%	3
SHELBY BAPTIST MEDICAL CENTER		1	2	67%	3
NORTHERN DUTCHESS HOSPITAL LABORATORY		3			3
NAPHCARE, INC.			3	100%	3
MONTANA PUBLIC HEALTH LAB			3	100%	3
CENTRA CARE - LAKE NONA		1	2	67%	3
MIAMI CANCER INSTITUTE			3	100%	3
SUNCOAST URGENT CARE			3	100%	3
TANNER MEDICAL CENTER EAST AL		3			3
WESLEY CHAPEL INTERNAL MEDICINE AND PEDIATRICS			3	100%	3
FAST TRACK URGENT CARE CENTER - BRANDON			3	100%	3
JACKSON SOUTH COMMUNITY HOSPITAL LAB			3	100%	3
COMMUNITY HEALTH CENTERS OF PINELLAS, INC.			3	100%	3
ALACHUA COUNTY HEALTH DEPARTMENT			3	100%	3
NEW YORK STATE ELR - ORANGE REGIONAL MEDICAL CENTER LABORATORY		3			3

# COVID-19: testing by laboratory

Data through Aug 25, 2020 verified as of Aug 26, 2020 at 09:25 AM

Data in this report are provisional and subject to change.

The numbers in the table below represent the number of Florida and non-Florida residents for whom test results were received by the Department of Health. A person can be tested by more than one laboratory and can have both positive and negative results. **Therefore, the sum of the numbers in each column will be larger than the total number of people tested.**

Reporting lab	Inconclusive	Negative	Positive	Percent positive	Total
QUEST ELR		2	1	33%	3
EISENHOWER ARMY MEDICAL CENTER			3	100%	3
MAKO MEDICAL LABORATORIES			3	100%	3
VA OUTPATIENT			3	100%	3
MARSHALL MEDICAL CENTER SOUTH LAB		2	1	33%	3
NORTH NAPLES HOSPITAL RESPIRATORY THERAPY DEPARTMENT			3	100%	3
ADVENT HEALTH NEW SMYRNA BEACH			3	100%	3
CORAL GABLES HOSPITAL			3	100%	3
VIRACOR		2	1	33%	3
SOUTH GEORGIA MEDICAL CENTER			3	100%	3
DOCTOR'S IN-HOUSE LAB/COMMUNITY HEALTH CENTERS OF PINELLAS -PINELLAS P			3	100%	3
WAKEMED		1	2	67%	3
MAINSTREET FAMILY CARE			3	100%	3
PALM BEACH COUNTY HEALTH DEPARTMENT LABORATORY			3	100%	3
SONIC REFERENCE LABORATORY			2	100%	2
FCHC (OB)-DARWIN SQUARE CTR.			2	100%	2
SARASOTA MEMORIAL MEDICAL URGENT CARE CENTER			2	100%	2
NEW YORK STATE ELR - ERIE COUNTY PUBLIC HEALTH CLINICAL		2			2
NEW YORK STATE ELR - BELLEVUE HOSPITAL CENTER DEPARTMENT		2			2
RIVERSIDE MEDICAL GROUP		1	1	50%	2
RICHMOND UNIVERSITY MEDICAL CENTER		1	1	50%	2
SHARP MEMORIAL HOSPITAL MICROBIOLOGY DEPT			2	100%	2
PHYSICIANS LABORATORY SERVICES			2	100%	2
BETH ISRAEL DEACONESS MEDICAL CENTER			2	100%	2
LABCORP PHOENIX			2	100%	2
NITE LITE PEDIATRICS - PORT ST. LUCIE		2			2
FLORIDA PEDIATRICS			2	100%	2
CVS PHARMACY, INC DBA CVS/PHARMACY #10581		2			2
OHIO DEPARTMENT OF HEALTH LABORATORY		2			2
NEW YORK STATE ELR - GLENS FALLS HOSPITAL DEPARTMENT OF PATHOLOGY		2			2
PIEDMONT HOSPITAL LAB			2	100%	2
FLORIDA HEALTH CARE PLANS			2	100%	2
SCDHEC BUREAU OF LABORATORIES			2	100%	2
SARNO EXTENDED HOURS			2	100%	2
NOT INDICATED			2	100%	2
CONSOLIDATED LABORATORY SERVICES			2	100%	2
SOUTHEAST GEORGIA HEALTH SYSTEM			2	100%	2
WALGREENS #11293		2			2
LABCORP - BRANDON		2			2
WALGREENS #07388		2			2
VRL EUROFINIS			2	100%	2
TUFTS MEDICAL CENTER			2	100%	2
UNIVERSITY HOSPITAL			2	100%	2
LINCOLN DIAGNOSTIC LAB		2			2
UNIVERSITY HOSPITAL OF BROOKLYN		2			2
SPARROW CENTRAL LAB			2	100%	2
Cleveland Clinic Weston			2	100%	2

# COVID-19: testing by laboratory

Data through Aug 25, 2020 verified as of Aug 26, 2020 at 09:25 AM

Data in this report are provisional and subject to change.

The numbers in the table below represent the number of Florida and non-Florida residents for whom test results were received by the Department of Health. A person can be tested by more than one laboratory and can have both positive and negative results. **Therefore, the sum of the numbers in each column will be larger than the total number of people tested.**

Reporting lab	Inconclusive	Negative	Positive	Percent positive	Total
CARL R DARNALL ARMY MEDICAL CENTER			2	100%	2
VISITING PHYSICIANS ASSOCIATION LABORATORY		2			2
ALABAMA DEPARTMENT OF PUBLIC HEALTH			2	100%	2
ENGLEWOOD HOSPITAL AND MEDICAL CENTER			2	100%	2
TREASURE COAST COMMUNITY HEALTH			2	100%	2
DMH STEINHATCHEE FAMILY MEDICINE			2	100%	2
WALGREENS # 03852		2			2
WALGREENS #04834		2			2
FLORIDA CLINICAL LABORATORY INC			2	100%	2
BAY CARE LAB SERVICES/ST. ANTHONY'S HOSPITAL			2	100%	2
COLLIER COUNTY HEALTH DEPT.			2	100%	2
VIRTUA MEMORIAL HOSPITAL BURLINGTON COUNTY			2	100%	2
MONROE COUNTY HOSPITAL		2			2
FAST TRACK URGENT CARE CENTER - WESLEY CHAPEL			2	100%	2
ARNOLD PALMER HOSPITAL LABORATORY			2	100%	2
TITUSVILLE/ADVENT CENTRA CARE			2	100%	2
QUEST DIAGNOSTICS-OCALA-SW HIGHWAY 200		2			2
EXOSOME DIAGNOSTICS		2			2
MINUTECLINIC DIAGNOSTIC		1	1	50%	2
BIO-TECH CLINICAL LABORATORIES			2	100%	2
EVERLYWELL		2			2
MAILBOX DIAGNOSTICS		1	1	50%	2
ALLIANCE LABS @LRMC			2	100%	2
ADVANCED MEDICAL CARE			2	100%	2
WATAUGA MEDICAL CENTER		1	1	50%	2
OMNI			2	100%	2
ALVERNO CLINICAL LABORATORIES			2	100%	2
CAPTAIN JAMES A. LOVELL FEDERAL HEALTHCARE CENTER			2	100%	2
CAREWELL 301 - WARWICK			2	100%	2
GRAND ST PAUL CVS		2			2
MAYO			2	100%	2
NEW YORK STATE ELR - AUBURN COMMUNITY HOSPITAL		2			2
ERIE COUNTY MEDICAL CTR CLINICAL LABS		2			2
UT MEMPHIS UNIVERSITY HEALTH SERVICES			2	100%	2
JOHNSON CITY MEDICAL CENTER		1	1	50%	2
MINUTECLINIC DIAGNOSTIC OF RHODE ISLAND, LLC #590		2			2
QUEST DIAGNOSTICS INCORPORATED			2	100%	2
LABCORP - LEESBURG			2	100%	2
QUEENS HOSPITAL CENTER		2			2
PREMIER LABORATORY SERVICES, LLC			2	100%	2
NEW YORK STATE ELR - COLUMBIA MEMORIAL HOSPITAL LABORATORY		2			2
UNIVERSITY OF MIAMI			2	100%	2
HELIX DIAGNOSTICS			2	100%	2
NEW YORK STATE ELR - LONG ISLAND JEWISH VALLEY STREAM		2			2
URGENT CARE TCMA			2	100%	2
MEMORIAL SLOAN KETTERING CANCER CENTER		1	1	50%	2
CELERION			2	100%	2

# COVID-19: testing by laboratory

Data through Aug 25, 2020 verified as of Aug 26, 2020 at 09:25 AM

Data in this report are provisional and subject to change.

The numbers in the table below represent the number of Florida and non-Florida residents for whom test results were received by the Department of Health. A person can be tested by more than one laboratory and can have both positive and negative results. **Therefore, the sum of the numbers in each column will be larger than the total number of people tested.**

Reporting lab	Inconclusive	Negative	Positive	Percent positive	Total
COMPUNET CLINICAL LAB			2	100%	2
OMNICARE PHARMACY OF TEXAS 1		2			2
OMNICARE PHARMACY OF TEXAS 1, LP DBA OMNICARE		2			2
GEORGIA DEPARTMENT OF PUBLIC HEALTH			2	100%	2
VIGILINT HEALTHCARE		1	1	50%	2
PCB CLINIC			2	100%	2
WALGREENS #09353		2			2
CONEMAUGH MEMORIAL MEDICAL CENTER		2			2
WHOLE CHILD PEDIATRICS			2	100%	2
JACKSON LABORATORY OF GENOMIC MEDICINE		2			2
ONSLow MEMORIAL HOSPITAL LABORATORY		2			2
MADISON COUNTY MEMORIAL HOSP		1	1	50%	2
AMERICAN MEDICAL LABORATORIES			2	100%	2
ROCKLEDGE FAMILY HEALTH			2	100%	2
ROCKEFELLER UNIVERSITY CLINICAL GENOMICS LABORATOR		2			2
PREMIER MEDICAL LABORATORY			2	100%	2
QUEST DIAGNOSTICS-OCALA-SE 3RD		2			2
ST JOSEPHS CHILDRENS HOSPITAL OUTREACH			2	100%	2
ST. JOSEPH REGIONAL MEDICAL CENTER			2	100%	2
OHIO STATE UNIVERSITY MEDICAL CENTER			2	100%	2
THE UNIVERSITY OF VERMONT MEDICAL CENTER		2			2
BAYFRONT MEDICAL			2	100%	2
LABCORP - STUART		1	1	50%	2
ALTRU DIAGNOSTICS INC			2	100%	2
UNIVERSITY OF WASHINGTON MEDICAL CENTER			2	100%	2
LEGACY LABORATORY SERVICES			2	100%	2
SANFORD SOUTH UNIVERSITY		2			2
UAB		1	1	50%	2
VERMONT DEPARTMENT OF HEALTH LABORATORY		1	1	50%	2
UC CORAL GABLES			2	100%	2
NORTH FLORIDA PEDIATRICS JASPER			2	100%	2
NORTH DAKOTA DEPT OF HEALTH MICROBIOLOGY			2	100%	2
NORTHERN LIGHT LABORATORY			2	100%	2
RUSH UNIVERSITY MEDICAL CENTER LABORATORY			2	100%	2
UNIVERSITY OF KANSAS MEDICAL CENTER			2	100%	2
NEW YORK STATE ELR - NEW YORK PRESBYTERIAN-LOWER MANHATTAN		2			2
NLC LABS			2	100%	2
SANFORD MOBILE LAB			2	100%	2
SANFORD REGIONAL HOSPITAL WORTHINGTON		2			2
THOMAS LANGLEY			2	100%	2
NORTHWESTERN MEMORIAL HOSPITAL			2	100%	2
UNIVERSITY OF CHICAGO MEDICAL CENTER LAB			2	100%	2
OKLAHOMA STATE DEPARTMENT OF HEALTH-PUBLIC HEALTH LABORATORY			2	100%	2
NOVANT HEALTH GOHEALTH URGENT CARE-HARRISBURG			2	100%	2
NOVADX		2			2
MIDMICHIGAN MEDICAL CENTER			2	100%	2
LAKE MARY KIDS CENTRA CARE			2	100%	2

# COVID-19: testing by laboratory

Data through Aug 25, 2020 verified as of Aug 26, 2020 at 09:25 AM

Data in this report are provisional and subject to change.

The numbers in the table below represent the number of Florida and non-Florida residents for whom test results were received by the Department of Health. A person can be tested by more than one laboratory and can have both positive and negative results. **Therefore, the sum of the numbers in each column will be larger than the total number of people tested.**

Reporting lab	Inconclusive	Negative	Positive	Percent positive	Total
GALEN BAYLOR EXTENSION		2			2
ADVENT HEALTH CENTRA CARE- KID'S CARE		2			2
BLOUNT MEMORIAL HOSPITAL		2			2
LABCORP - OHIO			2	100%	2
KETTERING HEALTH			2	100%	2
HEALTH FIRST IBM-UX			2	100%	2
GUTHRIE MEDICAL GROUP LABORATORIES		2			2
YORK HOSPITAL - LABORATORY			2	100%	2
FORT SANDERS REGIONAL LABORATORY		2			2
JRS LABORATORY			2	100%	2
JOHN D. ARCHBOLD MEM. HOSPITAL			2	100%	2
CVS/PHARMACY #10373		2			2
LOWELL GENERAL HOSPITAL			2	100%	2
TALLAHASSEE MEMORIAL HEALTHCARE FAMILY MED RESIDENCY			2	100%	2
ADVANCED URGENT CARE CENTER OF THE UPPER KEYS			2	100%	2
UK HEALTHCARE			2	100%	2
WALGREENS #6637		2			2
LAB CORP PHOENIX			2	100%	2
CAPE COD HOSPITAL			2	100%	2
LEESBURG REGIONAL MEDICAL CENTER		1	1	50%	2
UNIVERSITY OF MARYLAND MEDICAL CENTER			2	100%	2
INTERNAL MEDICINE ASSOCIATES-DUNELLON			2	100%	2
MEDRITE			2	100%	2
FLORIDA MEDICAL CLINIC PA		2			2
HOME ACCESS HEALTH			2	100%	2
NEBRASKA MEDICAL CENTER			2	100%	2
MI2297090CV HOLLAND-23D2189684		2			2
GEISINGER MEDICAL CENTER		2			2
NEW YORK STATE DEPARTMENT OF HEALTH		1	1	50%	2
ST CHARLES HOSPITAL LABORATORY		2			2
BFT LAB			2	100%	2
EXECUTIVE MEDICAL SERVICES		2			2
BIRMINGHAM VAMC		1	1	50%	2
ST PETERSBURG PEDIATRICS-EAST BAY			2	100%	2
VA OUT PATIENT CENTER			1	100%	1
VA GREATER LOS ANGELES HEALTH CARE SYSTEM			1	100%	1
SCIENCE CARE			1	100%	1
ADVANCED URGENT CARE OF MARATHON			1	100%	1
WEST KENDALL HOSPITAL			1	100%	1
SOUTH LAKE FAMILY HEALTH CENTER			1	100%	1
WEST VIRGINIA UNIVERSITY HOSPITALS			1	100%	1
GAMMA HEALTHCARE, INC		1			1
ACCESSLAB		1			1
WALGREENS #06961		1			1
WIMAUMA COMMUNITY HEALTH CENTER		1			1
VA HOSPITAL			1	100%	1
ADVENTIST HINSDALE HOSPITAL LABORATORY			1	100%	1



# COVID-19: testing by laboratory

Data through Aug 25, 2020 verified as of Aug 26, 2020 at 09:25 AM

Data in this report are provisional and subject to change.

The numbers in the table below represent the number of Florida and non-Florida residents for whom test results were received by the Department of Health. A person can be tested by more than one laboratory and can have both positive and negative results. **Therefore, the sum of the numbers in each column will be larger than the total number of people tested.**

Reporting lab	Inconclusive	Negative	Positive	Percent positive	Total
RHODE ISLAND DEPARTMENT OF HEALTH			1	100%	1
GEORGE SAFRAN MD PC		1			1
WEST			1	100%	1
WARD MEMORIAL HOSPITAL		1			1
AFFILIATED LABORATORIES INC			1	100%	1
ADVENTHEALTH CENTRA CARE TEMPLE TERRACE			1	100%	1
STEWART ST ELIZABETH MEDICAL CENTER			1	100%	1
WALGREENS #19348		1			1
DOCS URGENT CARE			1	100%	1
DEKALB MEDICAL CENTER LABORATORY			1	100%	1
ST. MARY MEDICAL CENTER		1			1
BROOKSVILLE REGIONAL HOSPITAL			1	100%	1
QUEST - HOUSTON LAB			1	100%	1
VETERANS OUTPATIENT CLINIC			1	100%	1
DYNACARE LABORATORIES			1	100%	1
SPECTRUM LABORATORY			1	100%	1
SOUTHWEST REGIONAL PCR LABORATORY			1	100%	1
COLORADO DEPARTMENT OF HEALTH LABORATORY SERVICES DIVISION			1	100%	1
SANTA MONICA CA-UCLA MC			1	100%	1
CQUENTIA NGS, LLC			1	100%	1
BEAUMONT REFERENCE LABORATORY			1	100%	1
APS-SUMMIT CARE PHARMACY, LLC DBA OMNICARE		1			1
TELEVISIT MALABAR PEDIATRICS			1	100%	1
UNC HOSPITAL/MCLENDON CLINICAL LABORATORIES			1	100%	1
WILLIAM A HINTON STATE LABORATORY INSTITUTE			1	100%	1
APPALACHIAN REGIONAL HEALTHCARE SYSTEM		1			1
UNIVERSITY OF BALTIMORE WASHINGTON MEDICAL CENTER			1	100%	1
ALLIANCE LABORATORY SERVICES			1	100%	1
AMERICAN FAMILY CARE			1	100%	1
UNIVERSITY OF MIAMI HEPATOLOGY DIAGNOSTIC LABORATORY			1	100%	1
BRANDON OUTREACH CLINIC			1	100%	1
EXCEL URGENT CARE OF NJ			1	100%	1
WALGREENS #10275		1			1
SYNERGENE LABORATORY			1	100%	1
BARDMOOR LABORATORY			1	100%	1
BELLIN HEALTH LAB			1	100%	1
BOSTON MEDICAL CENTER			1	100%	1
DALLAS MEDICAL CENTER			1	100%	1
ACL LABORATORIES INDUSTRIAL TOXICOLOGY			1	100%	1
DEPARTMENT OF PATHOLOGY ROME MEMORIAL		1			1
DOCTOR'S WALK-IN CLINIC / QUEST DIAGNOSTICS			1	100%	1
WYOMING PUBLIC HEALTH LAB			1	100%	1
UNITED CLINICAL LABORATORIES			1	100%	1
RIVIERA BEACH HEALTH CENTER LAB			1	100%	1
CHATSWORTH ASSISTED LIVING COMMUNITY AT PGA NATIONAL			1	100%	1
UNITED LABORATORY SERVICE			1	100%	1
QUEST DIAGNOSTICS-WEST HILLS		1			1

# COVID-19: testing by laboratory

Data through Aug 25, 2020 verified as of Aug 26, 2020 at 09:25 AM

Data in this report are provisional and subject to change.

The numbers in the table below represent the number of Florida and non-Florida residents for whom test results were received by the Department of Health. A person can be tested by more than one laboratory and can have both positive and negative results. **Therefore, the sum of the numbers in each column will be larger than the total number of people tested.**

Reporting lab	Inconclusive	Negative	Positive	Percent positive	Total
WELLNOW URGENT CARE		1			1
GENETRAIT LABORATORIES			1	100%	1
GRAND VIEW HOSPITAL			1	100%	1
FLORIDA HOSPITAL APOPKA			1	100%	1
ELMHURST MEMORIAL HOSPITAL			1	100%	1
EXPRESS GENE MOLECULAR DIAGNOSTICS LABORATORY			1	100%	1
URGENT CARE WEST CLINIC			1	100%	1
DOCTOR'S IN-HOUSE LAB/COMMUNITY HEALTH CENTERS OF PINELLAS - JOHNNIE R			1	100%	1
VA HOSPITAL PATH & LAB			1	100%	1
HEALTH ALLIANCE			1	100%	1
VAIL VALLEY MEDICAL CENTER			1	100%	1
ROBERT WOOD JOHNSON HOSPITAL			1	100%	1
SUMMIT LABORATORY			1	100%	1
BAPTIST HEALTH URGENT CARE AT UNIVERSITY CENTRE			1	100%	1
BAYONET POINT HOSPITAL LAB			1	100%	1
BIODORON LABORATORIES			1	100%	1
SV MOBILE HEALTH			1	100%	1
ST VINCENT'S ST CLAIR HOSPITAL LABORATORY		1			1
ST FRANCIS			1	100%	1
ALABAMA REFERENCE LAB			1	100%	1
SPECTOR SCIENTIFIC LAB			1	100%	1
State Lab Unspecifd			1	100%	1
SKY RIDGE MEDICAL CENTER - MICRO			1	100%	1
TIEHH BIOTERRORISM RESPONSE LAB			1	100%	1
THE HEART HOSPITAL BAYLOR PLANO			1	100%	1
TITUSVILLE FAMILY PRACTICE			1	100%	1
TRUMAN MEDICAL CENTER - HOSPITAL HILL			1	100%	1
CENTRA CARE- WINTER GARDEN			1	100%	1
ADVANCED MEDICAL LABORATORIES (AML)			1	100%	1
BRISTOL REGINAL MEDICAL CENTER			1	100%	1
TENNESSEE DOH - KNOXVILLE			1	100%	1
BROAD INSTITUTE CLINICAL SEQUENCING RESEARCH PLATFORM			1	100%	1
TEXAS DEPARTMENT OF STATE HEALTH SERVICES			1	100%	1
SONORA QUEST LABORATORIES			1	100%	1
SUNRISE DIAGNOSTIC LABORATORY			1	100%	1
SOUTHWEST FLORIDA DIVISION LAB			1	100%	1
STANLY REGIONAL MEDICAL CENTER			1	100%	1
SPRINGS MEDICAL LAB			1	100%	1
TRINITAS REGIONAL MEDICAL CENTER			1	100%	1
BEAUFORT MEMORIAL			1	100%	1
TAMPA GENERAL MEDICAL GROUP LABORATORY HEALTHPARK			1	100%	1
SENTARA NORFOLK GENERAL HOSPITAL CENTRAL LAB			1	100%	1
EXPRESS LAB LIVINGSTON			1	100%	1
FIT4LIFE MEDICAL CENTER			1	100%	1
UT AUSTIN UNIVERSITY HEALTH SERVICES			1	100%	1
UNIVERSITY LAB			1	100%	1
SMITH NORTHVIEW HOSPITAL LAB			1	100%	1

# COVID-19: testing by laboratory

Data through Aug 25, 2020 verified as of Aug 26, 2020 at 09:25 AM

Data in this report are provisional and subject to change.

The numbers in the table below represent the number of Florida and non-Florida residents for whom test results were received by the Department of Health. A person can be tested by more than one laboratory and can have both positive and negative results. **Therefore, the sum of the numbers in each column will be larger than the total number of people tested.**

Reporting lab	Inconclusive	Negative	Positive	Percent positive	Total
SHANDS AT LAKE SHORE LAB			1	100%	1
GALVESTON COUNTY HEALTH DISTRICT			1	100%	1
BASCOM PALMER-MICRO LAB			1	100%	1
TAMPA		1			1
TIMPANOGOS REGIONAL HOSPITAL			1	100%	1
ATHENS LIMESTONE HOSPITAL		1			1
BAPTIST HEALTH MEDICAL CENTER			1	100%	1
ETHOS LABORATORIES		1			1
VAULT MEDICAL SERVICES			1	100%	1
DACH MAIN LAB			1	100%	1
NORTON HEALTHCARE			1	100%	1
COMMONWEALTH OF MASSACHUSETTS			1	100%	1
ORMC-ARDEN/EOI			1	100%	1
EGL GENETICS DIAGNOSTICS			1	100%	1
WALGREENS # 7308		1			1
EAST TENNESSEE STATE UNIVERSITY		1			1
DERMDX, DIV OF AURORA DIAGNOSTICS/BERNHARDT LAB		1			1
DOCTORS CLINICAL LABORATORY, INC			1	100%	1
PATHLINE			1	100%	1
UNIVERSITY HOSPITALS OF CLEVELAND			1	100%	1
CLIFTON-FINE HOSPITAL LABORATORY		1			1
CHARLOTTE CHD PORT CHARLOTTE		1			1
BEAUMONT HOSPITAL, GROSSE POINTE			1	100%	1
UNITED HEALTHCARE			1	100%	1
UTMB PATHOLOGY CLINICAL SERVICES LABORATORY			1	100%	1
PLANT CITY PEDIATRICS		1			1
URGENT CARE NEW SMYRNA BEACH			1	100%	1
UNIVERSITY OF MISSOURI HEALTH CARE			1	100%	1
UPSON REGIONAL MEDICAL CENTER			1	100%	1
NORTHSIDE HOSPITAL DULUTH			1	100%	1
NORTHWEST FLORIDA CLINICAL LAB			1	100%	1
HAWAII DEPARTMENT OF HEALTH LAB			1	100%	1
HARMONY CLINIC			1	100%	1
ONEIDA HEALTHCARE CENTER		1			1
PRACTICE MANAGEMENT OF AMERICA, INC.			1	100%	1
NORTHWELL HEALTH			1	100%	1
NORTH SHORE HEMATOLOGY-ONCOLOGY ASSOCIATES, PC		1			1
IVAN, MAYA			1	100%	1
MEDLABS DIAGNOSTICS		1			1
MCH PHYSICIANS GROUP			1	100%	1
KANA MEDICAL			1	100%	1
MOLECULAR PATHOLOGY LABORATORY			1	100%	1
NEW YORK STATE ELR - MONTEFIORE MEDICAL CENTER LABORATORIES - WEILER			1	100%	1
MHS LAB		1			1
MINUTECLINIC DIAGNOSTIC OF ILLINOIS		1			1
PRIMEX CLINICAL LABORATORIES INC			1	100%	1
MEMORIAL HEALTH UNIVERSITY MEDICAL CENTER			1	100%	1

# COVID-19: testing by laboratory

Data through Aug 25, 2020 verified as of Aug 26, 2020 at 09:25 AM

Data in this report are provisional and subject to change.

The numbers in the table below represent the number of Florida and non-Florida residents for whom test results were received by the Department of Health. A person can be tested by more than one laboratory and can have both positive and negative results. **Therefore, the sum of the numbers in each column will be larger than the total number of people tested.**

Reporting lab	Inconclusive	Negative	Positive	Percent positive	Total
RENOWN REGIONAL MEDICAL CENTER			1	100%	1
REGIONAL MEDICAL LABORATORY			1	100%	1
REMISE OCCUPATIONAL HEALTH SOLUTIONS INC			1	100%	1
MARYLAND DEPARTMENT OF HEALTH AND MENTAL HYGIENE			1	100%	1
MARINA DEL REY HOSPITAL LAB			1	100%	1
MDS PHARMA SERVICES		1			1
MD NOW URGENT CARE CENTER INC.			1	100%	1
POMONA VALLEY COMMUNITY HOSPITAL			1	100%	1
PROPATH			1	100%	1
PROMEDICA LABORATORIES		1			1
RAPID CITY RUGENT CARE			1	100%	1
MERCY HEALTH—MUSKEGON		1			1
MERCY - NORTH IOWA			1	100%	1
MISSOURI DEPARTMENT OF HEALTH AND SENIOR SERVICES - STATE PH LAB		1			1
MILFORD REGIONAL HOSPITAL			1	100%	1
LABCORP HOUSTON			1	100%	1
NAVAL BRANCH MEDICAL CLINIC			1	100%	1
PARROTT MEDICAL CLINIC			1	100%	1
NATIONWIDE LABORATORY SERVICES		1			1
PROGENESIS INC			1	100%	1
NORTHERN WESTCHESTER HOSPITAL LABORATORY		1			1
NOT GIVEN			1	100%	1
NORTH BROWARD MEDICAL CENTER			1	100%	1
PARADIGM LABORATORIES			1	100%	1
MAGNOLIA ADULT, LLC			1	100%	1
MARCO ISLAND HOSPITAL INC D/B/A			1	100%	1
LABCORP-PORT ST.LUCIE		1			1
LATE HOURS URGENT CARE			1	100%	1
MIAMI BEACH URGENT CARE			1	100%	1
MONROE COUNTY HEALTH DEPARTMENT			1	100%	1
HEALTH NETWORK LABORATORIES		1			1
MEYER PEDIATRICS			1	100%	1
PALM SPRINGS GENERAL HOSPITAL			1	100%	1
LABCORP-CRYSTAL RIVER			1	100%	1
MEDICAL ARTS LABORATORY			1	100%	1
MONTANA DEPARTMENT OF PUBLIC HEALTH & HUMAN SERVICES			1	100%	1
MID FLORIDA COMMUNITY SERVICES			1	100%	1
LOYOLA UNIVERSITY MEDICAL CENTER LABORATORY			1	100%	1
LEESBURG FAMILY MEDICINE		1			1
MARSHFIELD LABORATORIES			1	100%	1
Lourdes Hospital			1	100%	1
PENINSULA REGIONAL MED CTR LAB			1	100%	1
PHELPS HOSPITAL LABORATORY		1			1
PEDIATRIC ASSOCIATES - JACKSONVILLE			1	100%	1
NORDX			1	100%	1
Mt Sinai Aventura			1	100%	1
MPG JACKSONVILLE ATLANTIC BLVD		1			1

# COVID-19: testing by laboratory

Data through Aug 25, 2020 verified as of Aug 26, 2020 at 09:25 AM

Data in this report are provisional and subject to change.

The numbers in the table below represent the number of Florida and non-Florida residents for whom test results were received by the Department of Health. A person can be tested by more than one laboratory and can have both positive and negative results. **Therefore, the sum of the numbers in each column will be larger than the total number of people tested.**

Reporting lab	Inconclusive	Negative	Positive	Percent positive	Total
INDIAN RIVER CLINICAL LABORATORY, INC.		1			1
INTERMOUNTAIN MEDICAL CENTER			1	100%	1
SEA LEVEL LABS			1	100%	1
CAH ACQUISITION COMPANY 11 LLC			1	100%	1
CATHOLIC HEALTH SYSTEM DEPT LABORATORY		1			1
BLOOD SYSTEMS LABORATORIES			1	100%	1
Walker BaptistMedCtr			1	100%	1
UW HOSPITAL AND CLINICS			1	100%	1
CITRUS PARK			1	100%	1
VELOCITY CARE			1	100%	1
CHIEFLAND MEDICAL CENTER			1	100%	1
BAYLOR ESOTERIC AND MOLECULAR LAB			1	100%	1
JEFFERSON COUNTY HEALTH DEPARTMENT-MONTICELLO		1			1
KETTERING MEDICAL CENTER			1	100%	1
KENTUCKY CABINET FOR HEALTH AND FAMILY SERVICES			1	100%	1
HANCOCK REGIONAL HOSPITAL		1			1
GSM OCED Subsection			1	100%	1
ISLAND COAST PEDIATRICS		1			1
INNOVATIVE HEALTH DIAGNOSTIC OF CALIFORNIA			1	100%	1
UNKNOWN - MI			1	100%	1
GENOVA DIAGNOSTICS LABORATORY			1	100%	1
GIFFORD MEMORIAL HOSPITAL		1			1
ST. VINCENT HOSPITAL			1	100%	1
FLORIDA HOSPITAL LAB			1	100%	1
SHARON REGIONAL MEDICAL CENTER			1	100%	1
SMITH KLINE			1	100%	1
ST JOSEPH WOMENS HOSPITAL			1	100%	1
SPRING HILL REGIONAL HOSPITAL			1	100%	1
CVS/PHARMACY #12000		1			1
THE CHILDREN'S HOSPITAL OF PHILADELPHIA		1			1
CONEY ISLAND HOSPITAL		1			1
UNIVERSITY OF IOWA HOSPITALS & CLINICS			1	100%	1
FLORIDA DEPARTMENT OF HEALTH PALM BEACH COUNTY			1	100%	1
FLORIDA GULF COAST UNIVERSITY			1	100%	1
DELAWARE DIAGNOSTICS LABS			1	100%	1
SUNY UPSTATE MEDICAL UNIVERSITY			1	100%	1
BAYLOR COLLEGE OF MEDICINE			1	100%	1
UF KANAPAHA LAB BEAKER		1			1
OMNICARE PHARMACY OF TEXAS 1, LP		1			1
ILLINOIS DEPT OF PUBLIC HEALTH LABS			1	100%	1
HORIZON MEDICAL CENTER			1	100%	1
Northwell Lab			1	100%	1
UNK			1	100%	1
OHIO DEPARTMENT OF HEALTH			1	100%	1
UNIVERSITY OF FLORIDA			1	100%	1
LABCORP SOUTH CHARLESTON			1	100%	1
LABCORP LAFAYETTE		1			1

# COVID-19: testing by laboratory

Data through Aug 25, 2020 verified as of Aug 26, 2020 at 09:25 AM

Data in this report are provisional and subject to change.

The numbers in the table below represent the number of Florida and non-Florida residents for whom test results were received by the Department of Health. A person can be tested by more than one laboratory and can have both positive and negative results. **Therefore, the sum of the numbers in each column will be larger than the total number of people tested.**

Reporting lab	Inconclusive	Negative	Positive	Percent positive	Total
LUCID DIAGNOSTICS LABS			1	100%	1
SOFTLAB			1	100%	1
ST.ELIZABETH HEALTH CENTER	1				1
INSPIRIT SENIOR LIVING			1	100%	1
LABCORP - HOLLYWOOD			1	100%	1
LABCORP - DAYTONA BEACH			1	100%	1
VA OUTPATIENT CLINIC			1	100%	1
AFC PATRIOT URGENT CARE			1	100%	1
BAYCARE ALLIANT HOSPITAL			1	100%	1
ACCESS HEALTH CARE PHYSICIANS			1	100%	1
LEGACY ER & URGENT CARE - FRISCO WEST			1	100%	1
LABCORP - LADY LAKE			1	100%	1
BAYFRONT HEALTH DADE CITY			1	100%	1
LABCORP - PALM BEACH GARDENS			1	100%	1
BAYCARE OUTREACH LAB			1	100%	1
Viracor Eurofins			1	100%	1
VITAE DIAGNOSTICS			1	100%	1
VALLEY HOSPITAL MEDICAL CENTER		1			1
VIDANT MEDICAL CENTER			1	100%	1
WALGREENS #05362		1			1
WILMINGTON VA MEDICAL CENTER			1	100%	1
WALGREENS #03136		1			1
MEDICAL CENTER AT OCEAN REEF			1	100%	1
PINNACLE DIALYSIS		1			1
HARLEM HOSPITAL CENTER		1			1
GREENTREE MEDICAL CENTER			1	100%	1
PRISMA HEALTH TUOMEY LABORATORY			1	100%	1
HIGHLANDS CLINICAL LABORATORY			1	100%	1
ORANGE COUNTY HEALTH DEPT			1	100%	1
PERDIDO URGENT CARE			1	100%	1
PEDIATRIC HEALTHCARE ALLIANCE			1	100%	1
PORT ST LUCIE REHABILITATION AND HEALTHCARE			1	100%	1
PORT SAINT JOHN FAMILY PRACTICE			1	100%	1
FHCP-ORANGE CITY			1	100%	1
POUDRE VALLEY HOSPITAL			1	100%	1
PATIENTS FIRST LAKE ELLA MEDICAL CENTER		1			1
PARKWAY REGIONAL MEDICAL CENTER LAB			1	100%	1
FLORIDA HOSPITAL WINTER GARDEN			1	100%	1
PENN MEDICINE PRINCETON MEDICAL CENTER		1			1
NOVANT HEALTH PRESBYTERIAN			1	100%	1
BMC/JACSONVILLE		1			1
MEDSTAR HEALTH URGENT CARE			1	100%	1
BERKSHIRE MEDICAL CENTER			1	100%	1
BLUEWATER TOXICOLOGY			1	100%	1
MC DIAGNOSTIC OF CONNECTICUT PC #459		1			1
MARION COUNTY HEALTH DEPARTMENT			1	100%	1
MEDONE URGENT CARE			1	100%	1

# COVID-19: testing by laboratory

Data through Aug 25, 2020 verified as of Aug 26, 2020 at 09:25 AM

Data in this report are provisional and subject to change.

The numbers in the table below represent the number of Florida and non-Florida residents for whom test results were received by the Department of Health. A person can be tested by more than one laboratory and can have both positive and negative results. **Therefore, the sum of the numbers in each column will be larger than the total number of people tested.**

Reporting lab	Inconclusive	Negative	Positive	Percent positive	Total
MEDICAL CENTER ENTERPRISE			1	100%	1
AMD			1	100%	1
ASCENSION ST. MICHAEL'S HOSPITAL LAB			1	100%	1
NORTH RIVER FAMILY HEALTH CENTER			1	100%	1
NORTH CAROLINA STATE LABORATORY OF PUBLIC HEALTH, SPECTRUM LAB NETWORK			1	100%	1
BAYSTATE MEDICAL CENTER			1	100%	1
MORTON PLANT			1	100%	1
NEW YORK CITY DEPARTMENT OF HEALTH			1	100%	1
BAPTIST HEALTH URGENT CARE AT KENDALL LAKES			1	100%	1
EDGAR PRICE FAMILY & CHILDREN HEALTHCARE CENTER			1	100%	1
FAST TRACK URGENT CARE CENTER - RIVERVIEW			1	100%	1
FIRST CARE - MIDDLESBORO			1	100%	1
PEACHEALTH LABORATORIES		1			1
ECLRS			1	100%	1
WALGREENS #04417		1			1
ADVENTHEALTH CENTRA CARE - KID'S CARE			1	100%	1
WELLINGTON WEST 100176			1	100%	1
WASHINGTON STATE DEPARTMENT OF HEALTH PUBLIC HEALTH LABORATORIES			1	100%	1
REFERENCE LABORATORY			1	100%	1
CAREWELL JW - WORCESTER LNC			1	100%	1
RIVERSIDE METHODIST HOSPITAL LAB			1	100%	1
BRANDON REGIONAL EMERGENCY CTR			1	100%	1
COASTAL MEDICAL LAB			1	100%	1
POINT OF CARE			1	100%	1
CAROMONT HEALTH			1	100%	1
QUEST DIAGNOSTICS INC		1			1
VIRGINIA DEPT OF HEALTH OFFICE OF EPIDEMIOLOGY			1	100%	1
CEDARS-SINAI MEDICAL CENTER			1	100%	1
ST LUKES HOSPITAL			1	100%	1
ST. LUKE'S HOSPITAL - BETHLEHEM CAMPUS		1			1
ST. LUCIE COUNTY HEALTH DEPARTMENT		1			1
SACRED HEART MEDICAL GROUP			1	100%	1
DSI LABORATORIES-NAPLES-7TH			1	100%	1
CGH MEDICAL CENTER			1	100%	1
SCRIPPS CLINIC MEDICAL			1	100%	1
BAPTIST ER TOWN CTR			1	100%	1
TMH EC NORTHEAST LABORATORY			1	100%	1
AZALEA HEALTH			1	100%	1
US LABORATORIES			1	100%	1
CAROLINAS HEALTHCARE SYSTEM LAB			1	100%	1
CBC LAB			1	100%	1
BAYSHORE LABORATORY			1	100%	1
SUNY AT STONY BROOK			1	100%	1
CHP COVID-19 (TX)			1	100%	1
COCOA BEACH/ADVENT CENTRA		1			1
HYDE PARK MEDICAL CENTER		1			1
CENTRA CARE KIDS WINTER PARK			1	100%	1

# COVID-19: testing by laboratory

Data through Aug 25, 2020 verified as of Aug 26, 2020 at 09:25 AM

Data in this report are provisional and subject to change.

The numbers in the table below represent the number of Florida and non-Florida residents for whom test results were received by the Department of Health. A person can be tested by more than one laboratory and can have both positive and negative results. **Therefore, the sum of the numbers in each column will be larger than the total number of people tested.**

Reporting lab	Inconclusive	Negative	Positive	Percent positive	Total
CFCH - FROSTPROOF			1	100%	1
DEPARTMENT OF HEALTH AND HUMAN SERVICES DIVISION OF BEHAVIORAL HEALTH		1			1
NEW GEN LABS			1	100%	1
HOUSTON HEALTH DEPARTMENT - BUREAU OF LABORATORY SERVICES			1	100%	1
HOLY NAME MEDICAL CENTER		1			1
BIOMERIEUX			1	100%	1
LAKEVIEW REGIONAL HOSPITAL			1	100%	1
MD 365 MEDICAL CARE PLLC		1			1
LIBERTY HEALTH CENTER			1	100%	1
LABCORP - ORLANDO		1			1
CELEBRATION HOSPITAL			1	100%	1
CALIFORNIA PUBLIC HEALTH LABORATORY			1	100%	1
LABCORP KANSAS CITY			1	100%	1
NDX-CORE LAB			1	100%	1
MAGNOLIA PEDIATRICS			1	100%	1
JOHN D. ARCHBOLD MEMORIAL HOSPITAL			1	100%	1
MERCY HEALTH LAB			1	100%	1
MARYLAND STATE DEPT OF HEALTH			1	100%	1
LAHEY CLINIC MEDICAL CENTER			1	100%	1
LabCorp Overland Park			1	100%	1
LARGO MEDICAL CENTER INDIAN ROCKS			1	100%	1
KANSAS DEPARTMENT OF HEALTH			1	100%	1
FLORIDA HOSPITAL ALTAMONTE			1	100%	1
MINUTECLINIC DIAGNOSTIC OF TEXAS		1			1
DEPARTMENT OF VETERANS AFFAIRS ORLANDO MEDICAL CENTER			1	100%	1
MOUNT DORA PEDIATRICS		1			1
MERITER LABORATORIES			1	100%	1
HARDIN MEMORIAL HOSPITAL - HEARTLAND PATHOLOGY CONSULTANTS			1	100%	1
MID FLORIDA CLINICAL LABORATORY			1	100%	1
GEORGETOWN URGENT CARE			1	100%	1
MEDCOMP SCIENCES, LLC			1	100%	1
EMORY UNIVERSITY HOSPITAL			1	100%	1
FALMOUTH BY THE SEA			1	100%	1
IGENEX INC		1			1
ELITE CARE			1	100%	1
FLORIDA DEPARTMENT OF HEALTH IN MIAMI DADE COUNTY			1	100%	1
GENETIC ASSAYS INC			1	100%	1
PRORENATA LABS			1	100%	1
PATHGROUP LABS, LLC			1	100%	1
CVS UT2297068CV SALT LAKE CITY		1			1
DE TAR HOSPITAL			1	100%	1
CLEVELAND CLINIC OHIO LABORATORIES			1	100%	1
LAKWOOD RANCH ER 24/7			1	100%	1
LABCORP - JACKSONVILLE			1	100%	1
DUKE HEALTH REGIONAL HOSPITAL			1	100%	1
DHEC - S.C PUBLIC HEALTH LAB			1	100%	1
LabCorp L#09258090 M#09258105			1	100%	1



## COVID-19: testing by laboratory

Data through Aug 25, 2020 verified as of Aug 26, 2020 at 09:25 AM

Data in this report are provisional and subject to change.

The numbers in the table below represent the number of Florida and non-Florida residents for whom test results were received by the Department of Health. A person can be tested by more than one laboratory and can have both positive and negative results. **Therefore, the sum of the numbers in each column will be larger than the total number of people tested.**

Reporting lab	Inconclusive	Negative	Positive	Percent positive	Total
OSWEGO HOSPITAL LABORATORY		1			1
MINUTECLINIC DIAGNOSTIC OF TEXAS, LLC #2580		1			1
MINUTE CLINIC DIAGNOSTIC OF VIRGINIA		1			1
BAPTIST HEALTH EXPRESS CARE AT KEY BISCAYNE			1	100%	1
MINUTECLINIC DIAGNOSTICS MEDICAL GROUP		1			1
MEDSTAR HARBOR HOSPITAL			1	100%	1
MEDICAL CLINIC OF HOUSTON			1	100%	1
BAYCARE MEDICAL GROUP			1	100%	1
MEMORIAL HERMANN CONSOLIDATED LABORATORY SERVICES			1	100%	1
ARKANSAS DEPARTMENT OF HEALTH			1	100%	1
NEW YORK STATE ELR - ST BARNABAS HOSPITAL		1			1
HARTFORD HOSPITAL ANCILLARY LAB		1			1
ADVANCED LABORATORY SERVICES			1	100%	1
MUNSON MEDICAL CENTER			1	100%	1
MONTEFIORE NYACK HOSPITAL AFFILIATED LABORATORY		1			1
NEW YORK STATE ELR - MERCY MEDICAL CENTER		1			1
AVERA ST. MARY'S HOSPITAL			1	100%	1
<b>Total</b>	<b>34,607</b>	<b>5,310,027</b>	<b>781,065</b>	<b>13%</b>	<b>6,125,699</b>