

# COVID-19: summary of persons monitored, persons tested, and cases

Data through Aug 30, 2020 verified as of Aug 31, 2020 at 09:25 AM

Data in this report are provisional and subject to change.

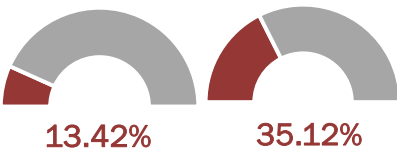
Monitored persons: people the Florida Department of Health was notified of for possible monitoring because they are a contact of a case, traveled from China, or were identified by the Centers for Disease Control and Prevention (CDC) as a part of a airline/ship contact investigation

Total reports	204,456
Total persons of high, medium, or unknown risk	200,795
High/medium/unknown risk still being monitored	13,494

Persons tested: includes PCR and antigen test results received by the Department of Health from the state public health laboratory (BPHL), as well as commercial and hospital laboratories

	Florida residents	Non-Florida residents
Total tested	4,603,050	19,502
Positive	616,629	6,842
Negative	3,979,430	12,638
Inconclusive	6,991	22
Awaiting testing	3,443	29

Cumulative percent positivity (based on positive and negative results from March 1 - present)



Cases: people with positive PCR or antigen test result

Total cases	623,471
Florida residents	616,629
Non-Florida residents	6,842
Type of testing	
Florida residents	616,629
Positive by BPHL/CDC	22,206
Positive by commercial/hospital lab	594,423
PCR positive	608,109
Antigen positive	8,520
Non-Florida residents	6,842
Positive by BPHL/CDC	239
Positive by commercial/hospital lab	6,603
PCR positive	6,583
Antigen positive	259

Characteristics	
Florida residents hospitalized	38,495
Florida resident deaths	11,187
Non-Florida resident deaths	144

Hospitalized counts include anyone who was hospitalized at some point during their illness. It does not reflect the number of people currently hospitalized.

More information on deaths identified through death certificate data is available on the National Center for Health Statistics website at [www.cdc.gov/nchs/nvss/vsrr/COVID19/index.htm](http://www.cdc.gov/nchs/nvss/vsrr/COVID19/index.htm).

Risk factors for Florida residents	
Traveled	4,760
Contact with a known case	204,985
Traveled and contact with a known case	5,017
Neither	401,867
No travel and no contact	73,282
Travel is unknown	245,201
Contact is unknown	146,540
Contact is pending	165,706

Travel can be unknown and contact can be unknown or pending for the same case, these numbers will sum to more than the "neither" total.

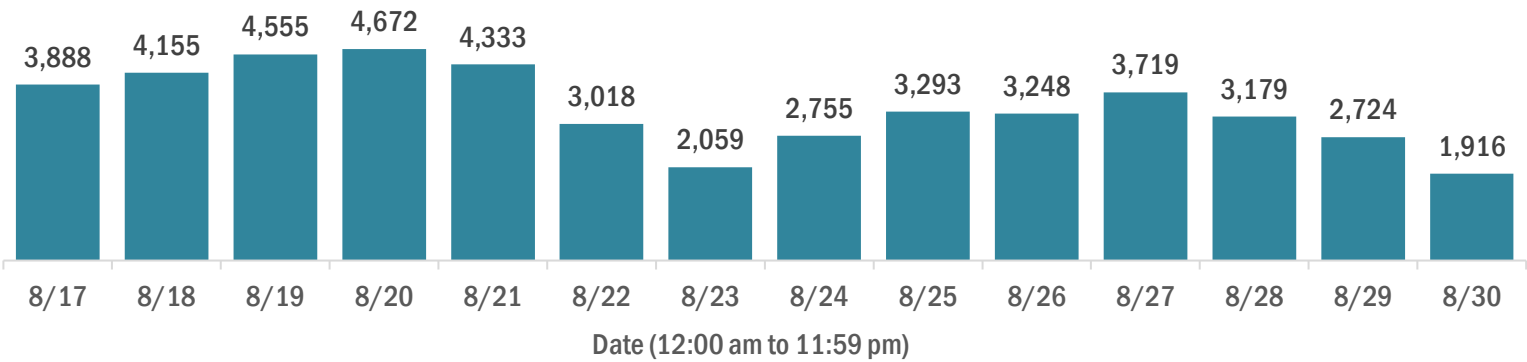
# COVID-19: cases and laboratory testing over time

Data through Aug 30, 2020 verified as of Aug 31, 2020 at 09:25 AM

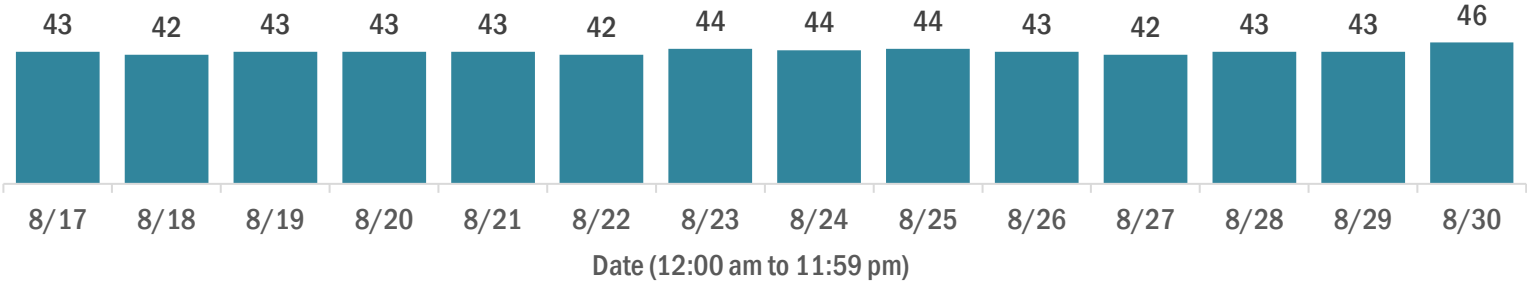
Data in this report are provisional and subject to change.

## Cases in Florida residents per day for the past 2 weeks

Number of cases per day



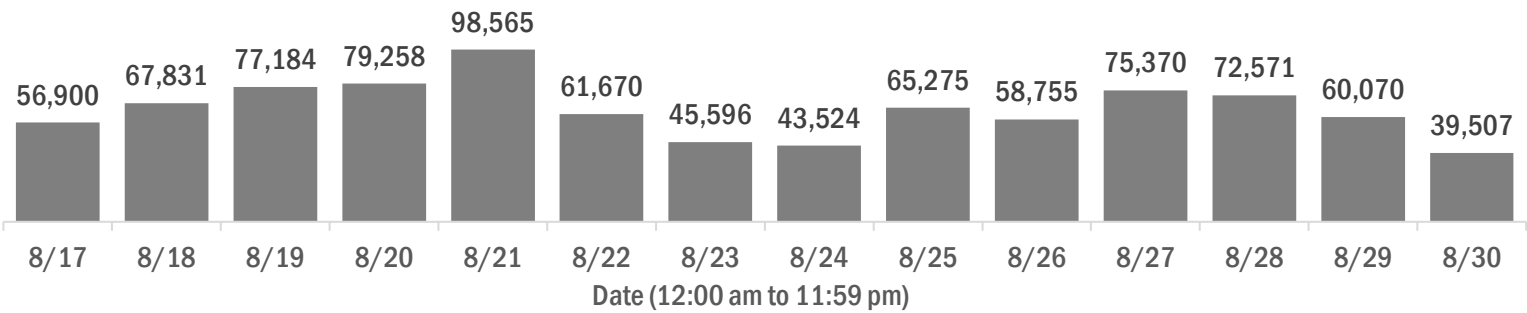
Median age of cases by day



## Laboratory testing for Florida residents over the past 2 weeks

Number of Florida residents tested per day

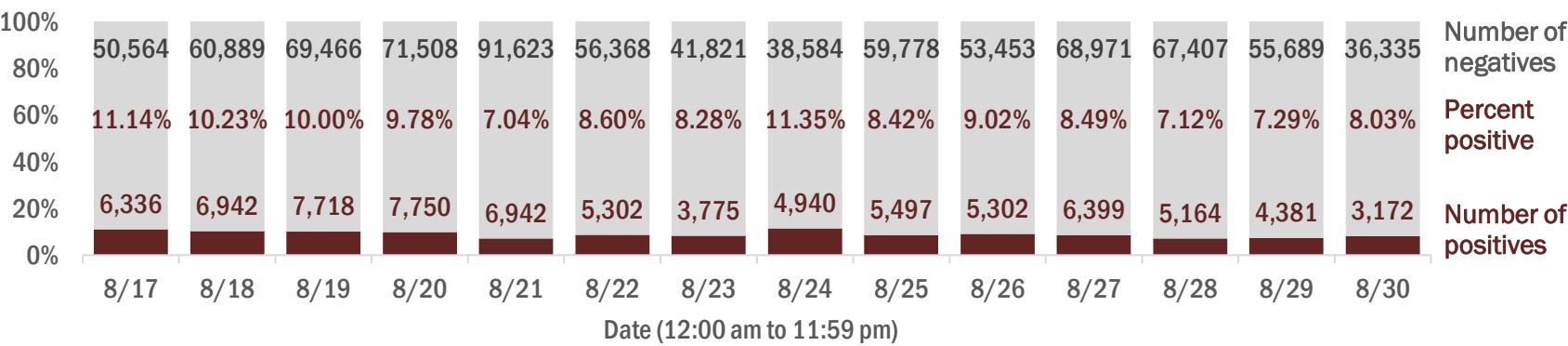
These counts include the number of people for whom the Department received PCR or antigen laboratory results by day. People tested on multiple days will be included for each day a new result was received. A person is only counted once for each day they are tested, regardless of whether multiple specimens are tested or multiple results are received.



Number and percent of Florida residents with positive test results

The percent of positive results ranged from 7.04% to 11.35% over the past 2 weeks and was 8.03% yesterday.

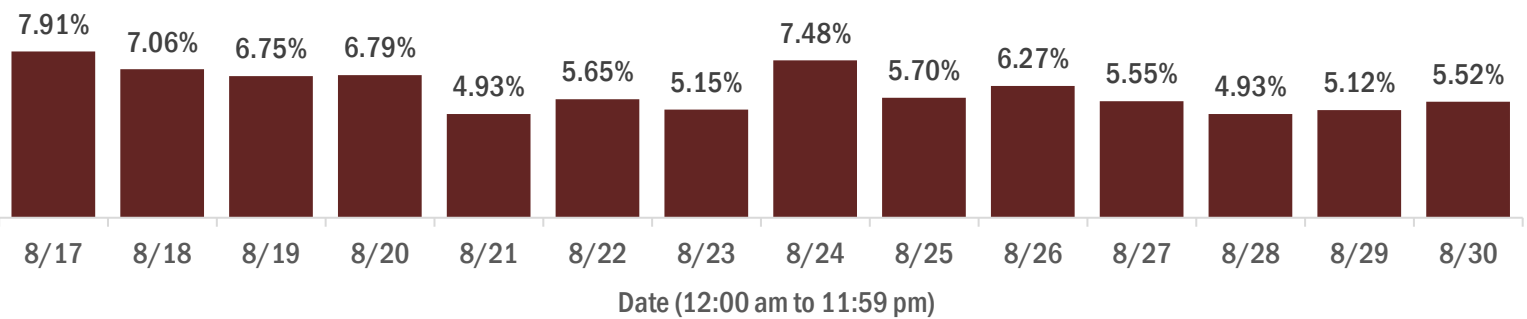
These counts include the number of people for whom the Department received PCR or antigen laboratory results by day. People tested on multiple days will be included for each day a new result was received. A person is only counted once for each day they are tested, regardless of whether multiple specimens are tested or multiple results are received. If a person has a positive specimen and a negative specimen in the same day, only the positive result is counted.



Percent positivity for new cases in Florida residents

The percent of positive results ranged from 4.93% to 7.91% over the past 2 weeks and was 5.52% yesterday.

This percent is the number of people who test PCR- or antigen-positive for the first time divided by all the people tested that day, excluding people who have previously tested positive.



# COVID-19: characteristics of 616,629 Florida resident cases

Data through Aug 30, 2020 verified as of Aug 31, 2020 at 09:25 AM

Data in this report are provisional and subject to change.

Age group	Cases		Hospitalizations		Deaths	
0-4 years	10,528	<div><div></div></div> 2%	244	<div><div></div></div> 1%	0	0%
5-14 years	25,500	<div><div></div></div> 4%	219	<div><div></div></div> 1%	4	0%
15-24 years	91,708	<div><div></div></div> 15%	974	<div><div></div></div> 3%	27	0%
25-34 years	115,960	<div><div></div></div> 19%	2,204	<div><div></div></div> 6%	75	1%
35-44 years	101,011	<div><div></div></div> 16%	3,334	<div><div></div></div> 9%	210	2%
45-54 years	98,803	<div><div></div></div> 16%	4,922	<div><div></div></div> 13%	465	4%
55-64 years	80,701	<div><div></div></div> 13%	6,829	<div><div></div></div> 18%	1,201	11%
65-74 years	47,006	<div><div></div></div> 8%	7,514	<div><div></div></div> 20%	2,356	21%
75-84 years	27,144	<div><div></div></div> 4%	7,037	<div><div></div></div> 18%	3,251	29%
85+ years	15,891	<div><div></div></div> 3%	5,212	<div><div></div></div> 14%	3,598	32%
Unknown	2,377	<div><div></div></div> 0%	6	<div><div></div></div> 0%	0	0%
Total	616,629		38,495		11,187	

Gender	Cases	
Female	315,296	<div><div></div></div> 51%
Male	297,243	<div><div></div></div> 48%
Unknown	4,090	<div><div></div></div> 1%
Total	616,629	

Ethnicity	Cases		Hospitalizations		Deaths	
Hispanic	176,934	<div><div></div></div> 29%	11,591	<div><div></div></div> 30%	2,765	<div><div></div></div> 25%
Non-Hispanic	234,308	<div><div></div></div> 38%	24,403	<div><div></div></div> 63%	7,314	<div><div></div></div> 65%
Unknown	205,387	<div><div></div></div> 33%	2,501	<div><div></div></div> 6%	1,108	<div><div></div></div> 10%
Total	616,629		38,495		11,187	

Race and ethnicity	Cases		Hospitalizations		Deaths	
White	261,669	<div><div></div></div> 42%	23,069	<div><div></div></div> 60%	7,498	<div><div></div></div> 67%
Hispanic	116,123	<div><div></div></div> 19%	8,168	<div><div></div></div> 21%	2,135	<div><div></div></div> 19%
Non-Hispanic	124,940	<div><div></div></div> 20%	14,003	<div><div></div></div> 36%	4,904	<div><div></div></div> 44%
Unknown	20,606	<div><div></div></div> 3%	898	<div><div></div></div> 2%	459	<div><div></div></div> 4%
Black	96,288	<div><div></div></div> 16%	9,311	<div><div></div></div> 24%	2,184	<div><div></div></div> 20%
Hispanic	4,486	<div><div></div></div> 1%	398	<div><div></div></div> 1%	75	<div><div></div></div> 1%
Non-Hispanic	82,197	<div><div></div></div> 13%	8,610	<div><div></div></div> 22%	2,010	<div><div></div></div> 18%
Unknown	9,605	<div><div></div></div> 2%	303	<div><div></div></div> 1%	99	<div><div></div></div> 1%
Other race	79,481	<div><div></div></div> 13%	4,646	<div><div></div></div> 12%	929	<div><div></div></div> 8%
Hispanic	40,602	<div><div></div></div> 7%	2,696	<div><div></div></div> 7%	462	<div><div></div></div> 4%
Non-Hispanic	23,735	<div><div></div></div> 4%	1,670	<div><div></div></div> 4%	358	<div><div></div></div> 3%
Unknown	15,144	<div><div></div></div> 2%	280	<div><div></div></div> 1%	109	<div><div></div></div> 1%
Unknown race	179,191	<div><div></div></div> 29%	1,469	<div><div></div></div> 4%	576	<div><div></div></div> 5%
Hispanic	15,723	<div><div></div></div> 3%	329	<div><div></div></div> 1%	93	<div><div></div></div> 1%
Non-Hispanic	3,436	<div><div></div></div> 1%	120	<div><div></div></div> 0%	42	<div><div></div></div> 0%
Unknown	160,032	<div><div></div></div> 26%	1,020	<div><div></div></div> 3%	441	<div><div></div></div> 4%
Total	616,629		38,495		11,187	

**Hospitalization** counts include anyone who was hospitalized at some point during their illness. It does not reflect the number of people currently hospitalized. **Other race** includes any person with a race of American Indian/Alaskan native, Asian, native Hawaiian/Pacific Islander, or other.

# COVID-19: deaths in Florida residents and staff of long-term care facilities

Data through Aug 30, 2020 verified as of Aug 31, 2020 at 09:25 AM

Data in this report are provisional and subject to change.

For current cases in residents or staff of long-term care facilities, please visit: <https://floridahealthcovid19.gov/>

County	Deaths		County	Deaths		County	Deaths				
Dade	702	<div></div>	15%	Indian River	51	<div></div>	1%	Gilchrist	7	<div></div>	0%
Palm Beach	480	<div></div>	10%	Lake	51	<div></div>	1%	Okeechobee	7	<div></div>	0%
Pinellas	456	<div></div>	10%	Clay	44	<div></div>	1%	Calhoun	6	<div></div>	0%
Broward	353	<div></div>	8%	Suwannee	43	<div></div>	1%	Nassau	5	<div></div>	0%
Hillsborough	261	<div></div>	6%	Osceola	42	<div></div>	1%	Jefferson	4	<div></div>	0%
Polk	234	<div></div>	5%	Okaloosa	39	<div></div>	1%	Baker	3	<div></div>	0%
Lee	227	<div></div>	5%	Hernando	34	<div></div>	1%	Lafayette	3	<div></div>	0%
Brevard	131	<div></div>	3%	St. Johns	25	<div></div>	1%	Bradford	2	<div></div>	0%
Manatee	121	<div></div>	3%	Highlands	22	<div></div>	0%	Hardee	2	<div></div>	0%
St. Lucie	121	<div></div>	3%	Hendry	19	<div></div>	0%	Holmes	2	<div></div>	0%
Sarasota	119	<div></div>	3%	Bay	18	<div></div>	0%	Desoto	1	<div></div>	0%
Seminole	116	<div></div>	2%	Citrus	17	<div></div>	0%	Flagler	1	<div></div>	0%
Duval	107	<div></div>	2%	Alachua	15	<div></div>	0%	Gulf	1	<div></div>	0%
Volusia	101	<div></div>	2%	Leon	13	<div></div>	0%	Levy	1	<div></div>	0%
Escambia	89	<div></div>	2%	Sumter	13	<div></div>	0%	Monroe	1	<div></div>	0%
Orange	87	<div></div>	2%	Walton	13	<div></div>	0%	Taylor	1	<div></div>	0%
Pasco	86	<div></div>	2%	Columbia	12	<div></div>	0%	Total	4,702		
Collier	80	<div></div>	2%	Putnam	12	<div></div>	0%				
Marion	80	<div></div>	2%	Washington	12	<div></div>	0%				
Martin	74	<div></div>	2%	Santa Rosa	10	<div></div>	0%				
Charlotte	55	<div></div>	1%	Madison	9	<div></div>	0%				
Jackson	53	<div></div>	1%	Gadsden	8	<div></div>	0%				

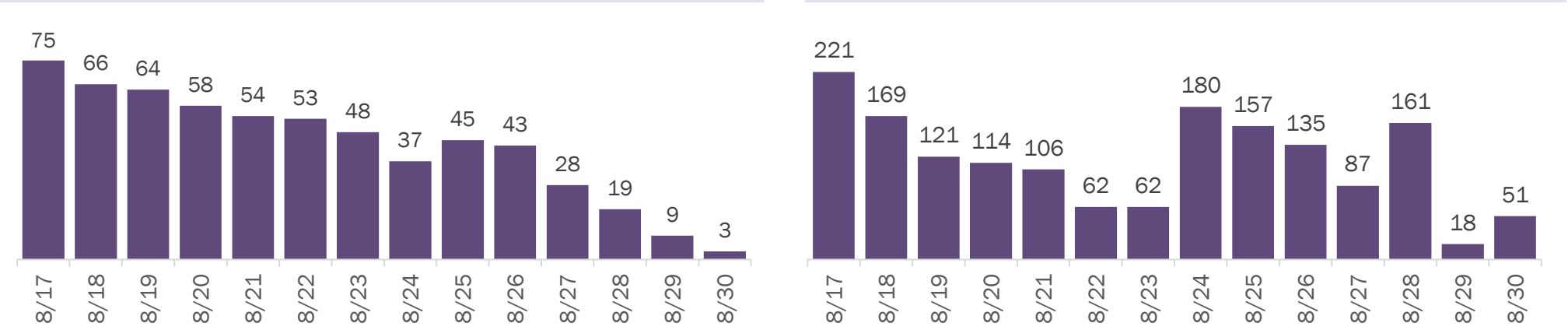
**Note:** cases are summarized by the county of usual residence. Residents and staff may be cases associated with facilities that are not in their county of usual residence, resulting in cases being included below for counties that do not have facilities with known cases.

# COVID-19: cases in Florida residents who have died

Data through Aug 30, 2020 verified as of Aug 31, 2020 at 09:25 AM

Data in this report are provisional and subject to change.

Demographics for all identified COVID-19 deaths: 11,187				
Deaths by date of death			Deaths by date reported to the Department	



Median age: 79 years				
Age group	Deaths	Cases	Case fatality rate	Mortality rate per 100,000 population
0-4 years	0	10,528	0.0%	0.0
5-14 years	4	25,500	0.0%	0.2
15-24 years	27	91,708	0.0%	1.1
25-34 years	75	115,960	0.1%	2.6
35-44 years	210	101,011	0.2%	8.1
45-54 years	465	98,803	0.5%	16.7
55-64 years	1,201	80,701	1.5%	41.5
65-74 years	2,356	47,006	5.0%	97.1
75-84 years	3,251	27,144	12.0%	231.5
85+ years	3,598	15,891	22.6%	623.0
Unknown	0	2,377	0.0%	
Total	11,187	616,629	1.8%	51.8

Race	Deaths	Cases	Case fatality rate	Mortality rate per 100,000 population
White	7,498	261,669	2.9%	44.9
Black	2,184	96,288	2.3%	59.7
Other	929	79,481	1.2%	74.7
Unknown	576	179,191	0.3%	
Total	11,187	616,629	1.8%	51.8

Gender	Deaths	Cases	Case fatality rate	Mortality rate per 100,000 population
Female	4,971	315,296	1.6%	45.0
Male	6,204	297,243	2.1%	58.8
Unknown	12	4,090	0.3%	
Total	11,187	616,629	1.8%	51.8

Ethnicity	Deaths	Cases	Case fatality rate	Mortality rate per 100,000 population
Non-Hispanic	7,314	234,308	3.1%	45.9
Hispanic	2,765	176,934	1.6%	48.7
Unknown	1,108	205,387	0.5%	
Total	11,187	616,629	1.8%	51.8

Age group distribution for deaths reported since previous report, previous 2 weeks, and cumulatively									
68 deaths reported since previous report			1,644 deaths reported from Aug 17 - Aug 30			11,187 deaths reported cumulatively			
0-4 years	0		0-4 years	0		0-4 years	0		
5-14 years	0		5-14 years	1		5-14 years	4		
15-24 years	0		15-24 years	6		15-24 years	27		
25-34 years	2		25-34 years	11		25-34 years	75		
35-44 years	1		35-44 years	19		35-44 years	210		
45-54 years	2		45-54 years	61		45-54 years	465		
55-64 years	7		55-64 years	189		55-64 years	1,201		
65-74 years	15		65-74 years	378		65-74 years	2,356		
75-84 years	26		75-84 years	472		75-84 years	3,251		
85+ years	15		85+ years	507		85+ years	3,598		
Unknown	0		Unknown	0		Unknown	0		

# COVID-19: cases in Florida residents who have died

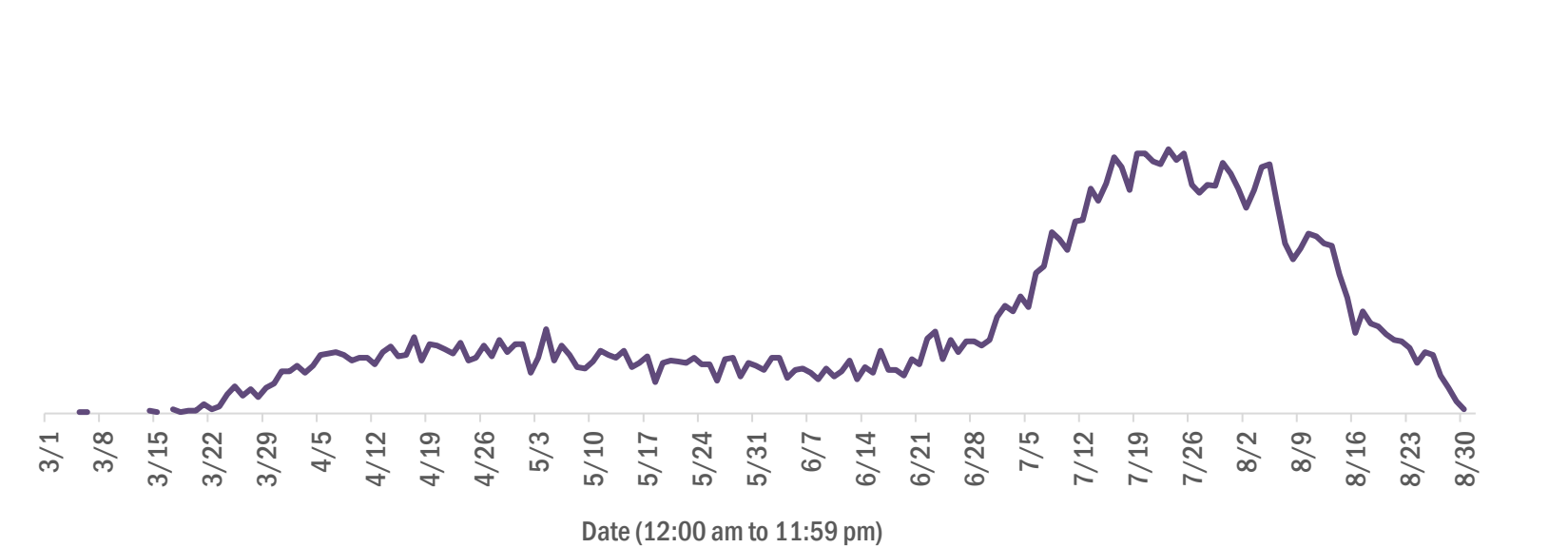
Data through Aug 30, 2020 verified as of Aug 31, 2020 at 09:25 AM

Data in this report are provisional and subject to change.

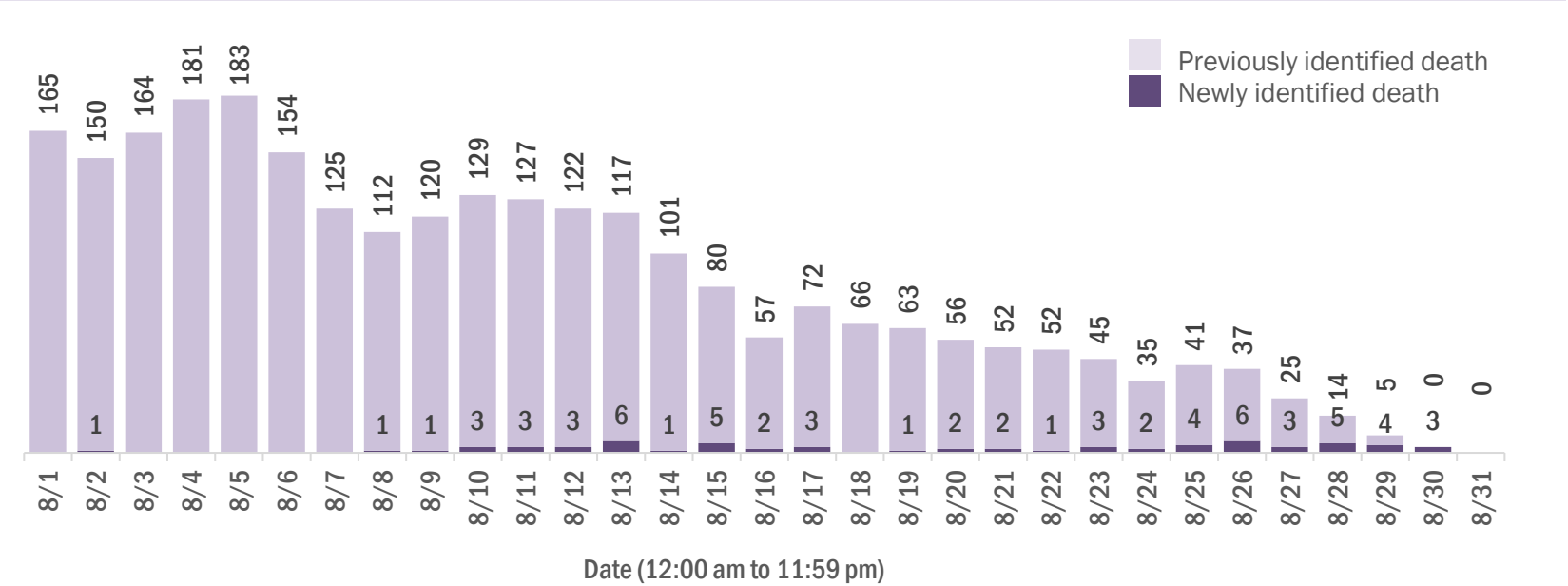
## Deaths in Florida residents by date of death

11,187 deaths reported cumulatively, 68 deaths reported since previous report

### March to present



### Past 30 days





# COVID-19: characteristics of 623,471 cases

Data through Aug 30, 2020 verified as of Aug 31, 2020 at 09:25 AM

Data in this report are provisional and subject to change.

Tables below include cases in Florida residents and non-Florida residents.

All 67 Florida counties have cases:

County	FL resident cases		Non-FL resident cases	Total cases	FL resident deaths	FL death rate
Dade	155,698	<div></div> 25%	1,212	156,910	2,437	1.6%
Broward	70,553	<div></div> 11%	568	71,121	1,184	1.7%
Palm Beach	41,601	<div></div> 7%	364	41,965	1,119	2.7%
Hillsborough	36,973	<div></div> 6%	163	37,136	551	1.5%
Orange	35,487	<div></div> 6%	415	35,902	377	1.1%
Duval	26,183	<div></div> 4%	277	26,460	254	1.0%
Pinellas	19,782	<div></div> 3%	147	19,929	658	3.3%
Lee	18,373	<div></div> 3%	300	18,673	423	2.3%
Polk	16,953	<div></div> 3%	58	17,011	443	2.6%
Collier	11,505	<div></div> 2%	104	11,609	176	1.5%
Escambia	10,181	<div></div> 2%	1,002	11,183	186	1.8%
Osceola	11,047	<div></div> 2%	87	11,134	129	1.2%
Manatee	10,317	<div></div> 2%	109	10,426	258	2.5%
Volusia	9,218	<div></div> 1%	65	9,283	189	2.1%
Marion	8,483	<div></div> 1%	13	8,496	180	2.1%
Pasco	7,997	<div></div> 1%	51	8,048	180	2.3%
Seminole	7,995	<div></div> 1%	34	8,029	172	2.2%
Brevard	7,212	<div></div> 1%	22	7,234	210	2.9%
Sarasota	7,146	<div></div> 1%	61	7,207	202	2.8%
St. Lucie	6,966	<div></div> 1%	26	6,992	235	3.4%
Lake	6,358	<div></div> 1%	38	6,396	117	1.8%
Leon	6,172	<div></div> 1%	149	6,321	33	0.5%
Bay	5,280	<div></div> 1%	83	5,363	78	1.5%
Alachua	5,132	<div></div> 1%	64	5,196	33	0.6%
Santa Rosa	4,629	<div></div> 1%	42	4,671	55	1.2%
Martin	4,467	<div></div> 1%	30	4,497	118	2.6%
St. Johns	4,267	<div></div> 1%	65	4,332	57	1.3%
Okaloosa	4,126	<div></div> 1%	28	4,154	77	1.9%
Clay	4,078	<div></div> 1%	14	4,092	76	1.9%
Columbia	3,327	<div></div> 1%	13	3,340	33	1.0%
Indian River	2,816	<div></div> 0%	19	2,835	98	3.5%
Charlotte	2,671	<div></div> 0%	6	2,677	110	4.1%
Hernando	2,598	<div></div> 0%	17	2,615	83	3.2%
Suwannee	2,422	<div></div> 0%	17	2,439	60	2.5%
Jackson	2,317	<div></div> 0%	19	2,336	66	2.8%

County	FL resident cases		Non-FL resident cases	Total cases	FL resident deaths	FL death rate
Gadsden	2,316	0%	8	2,324	31	1.3%
Citrus	2,088	0%	7	2,095	57	2.7%
Hendry	1,973	0%	2	1,975	39	2.0%
Sumter	1,843	0%	9	1,852	50	2.7%
Highlands	1,816	0%	7	1,823	67	3.7%
Putnam	1,778	0%	2	1,780	37	2.1%
Monroe	1,705	0%	29	1,734	16	0.9%
Nassau	1,599	0%	105	1,704	19	1.2%
Walton	1,502	0%	136	1,638	20	1.3%
Desoto	1,486	0%	3	1,489	22	1.5%
Flagler	1,299	0%	13	1,312	15	1.2%
Okeechobee	1,239	0%	4	1,243	15	1.2%
Lafayette	1,204	0%	0	1,204	7	0.6%
Taylor	1,197	0%	3	1,200	5	0.4%
Baker	1,153	0%	0	1,153	5	0.4%
Hardee	1,090	0%	7	1,097	9	0.8%
Washington	995	0%	11	1,006	16	1.6%
Unknown	250	0%	750	1,000	0	0.0%
Levy	907	0%	4	911	6	0.7%
Wakulla	882	0%	6	888	7	0.8%
Madison	854	0%	14	868	14	1.6%
Gulf	814	0%	10	824	11	1.4%
Bradford	738	0%	0	738	5	0.7%
Dixie	718	0%	1	719	4	0.6%
Hamilton	694	0%	5	699	6	0.9%
Holmes	611	0%	11	622	5	0.8%
Union	594	0%	0	594	5	0.8%
Calhoun	569	0%	1	570	8	1.4%
Franklin	540	0%	4	544	3	0.6%
Jefferson	492	0%	8	500	6	1.2%
Gilchrist	464	0%	0	464	10	2.2%
Glades	456	0%	0	456	3	0.7%
Liberty	433	0%	0	433	7	1.6%
Total	616,629		6,842	623,471	11,187	1.8%

# COVID-19: characteristics of 616,629 Florida resident cases

Data through Aug 30, 2020 verified as of Aug 31, 2020 at 09:25 AM

Data in this report are provisional and subject to change.

The table below includes the cities and counties of residence for cases in Florida residents based on the patient's ZIP Code. Note that city is not always received as part of the initial notification and may be missing while the case is being investigated.

City and county	Cases
Miami, Dade	92,380
Orlando, Orange	26,624
Jacksonville, Duval	24,428
Hialeah, Dade	22,281
Tampa, Hillsborough	22,141
Fort Lauderdale, Broward	15,574
Hollywood, Broward	13,415
Homestead, Dade	10,476
West Palm Beach, Palm Beach	10,470
Kissimmee, Osceola	8,871
Naples, Collier	8,469
Pompano Beach, Broward	8,199
Pensacola, Escambia	8,175
Saint Petersburg, Pinellas	8,069
Fort Myers, Lee	7,613
Bradenton, Manatee	7,051
Ocala, Marion	6,702
Tallahassee, Leon	5,972
Lake Worth, Palm Beach	5,771
Boca Raton, Palm Beach	5,740
Lakeland, Polk	5,464
Sarasota, Sarasota	5,167
Miramar, Broward	4,539
Cape Coral, Lee	4,303
Gainesville, Alachua	4,130
Port Saint Lucie, St. Lucie	4,098
Miami Gardens, Dade	3,977
Clearwater, Pinellas	3,950
Boynton Beach, Palm Beach	3,748
Lehigh Acres, Lee	3,672
Miami Beach, Dade	3,522
Panama City, Bay	3,427
Winter Haven, Polk	3,293
Coral Springs, Broward	3,176
Lake City, Columbia	3,155
Delray Beach, Palm Beach	2,867
Sunrise, Broward	2,623
Davie, Broward	2,577
Milton, Santa Rosa	2,534
Fort Pierce, St. Lucie	2,512
Brandon, Hillsborough	2,414
Plant City, Hillsborough	2,388
Missing, Broward	2,376
Riverview, Hillsborough	2,371
Opa Locka, Dade	2,359
Saint Augustine, St. Johns	2,298
Apopka, Orange	2,270
Doral, Dade	2,266
Immokalee, Collier	2,252
Melbourne, Brevard	2,140
Stuart, Martin	2,114
Largo, Pinellas	2,096
Daytona Beach, Volusia	2,065
North Miami Beach, Dade	2,052
Live Oak, Suwannee	2,047
Vero Beach, Indian River	1,998
Plantation, Broward	1,997
Sanford, Seminole	1,974
Deerfield Beach, Broward	1,950



# COVID-19: characteristics of 616,629 Florida resident cases

Data through Aug 30, 2020 verified as of Aug 31, 2020 at 09:25 AM

Data in this report are provisional and subject to change.

The table below includes the cities and counties of residence for cases in Florida residents based on the patient's ZIP Code. Note that city is not always received as part of the initial notification and may be missing while the case is being investigated.

City and county	Cases
Tamarac, Broward	1,948
Miami Lakes, Dade	1,909
Jupiter, Palm Beach	1,849
Saint Cloud, Osceola	1,848
Orange Park, Clay	1,819
New Port Richey, Pasco	1,767
Deltona, Volusia	1,692
Coral Gables, Dade	1,680
Clermont, Lake	1,620
Weston, Broward	1,607
Margate, Broward	1,593
Palm Bay, Brevard	1,560
Lake Worth Beach, Palm Beach	1,531
Palmetto, Manatee	1,529
Deland, Volusia	1,467
Fort Walton Beach, Okaloosa	1,454
Missing, Dade	1,420
Spring Hill, Hernando	1,393
North Lauderdale, Broward	1,390
Coconut Creek, Broward	1,388
Port Charlotte, Charlotte	1,368
Cutler Ridge, Dade	1,364
Palm Beach Gardens, Palm Beach	1,348
Hallandale, Broward	1,346
Haines City, Polk	1,330
Davenport, Polk	1,326
Arcadia, Desoto	1,313
Altamonte Springs, Seminole	1,309
Winter Garden, Orange	1,290
Ocoee, Orange	1,272
Winter Park, Orange	1,265
Oviedo, Seminole	1,230
Bonita Springs, Lee	1,199
Okeechobee, Okeechobee	1,181
Mayo, Lafayette	1,172
Quincy, Gadsden	1,152
North Miami, Dade	1,143
Land O Lakes, Pasco	1,131
Wellington, Palm Beach	1,125
Royal Palm Beach, Palm Beach	1,124
Wesley Chapel, Pasco	1,119
Palm Harbor, Pinellas	1,108
Perry, Taylor	1,092
Oakland Park, Broward	1,091
Ruskin, Hillsborough	1,069
Clewiston, Hendry	1,029
Pinellas Park, Pinellas	1,021
Leesburg, Lake	1,021
Valrico, Hillsborough	1,015
Punta Gorda, Charlotte	1,013
Lutz, Hillsborough	996
Palm Coast, Flagler	987
Indiantown, Martin	951
Pembroke Pines, Broward	941
Longwood, Seminole	939
Seminole, Pinellas	935
Middleburg, Clay	923
Belle Glade, Palm Beach	918
Century, Escambia	915

# COVID-19: characteristics of 616,629 Florida resident cases

Data through Aug 30, 2020 verified as of Aug 31, 2020 at 09:25 AM

Data in this report are provisional and subject to change.

The table below includes the cities and counties of residence for cases in Florida residents based on the patient's ZIP Code. Note that city is not always received as part of the initial notification and may be missing while the case is being investigated.

City and county	Cases
Missing, Palm Beach	911
Brooksville, Hernando	889
Wimauma, Hillsborough	869
North Port, Sarasota	864
Palatka, Putnam	850
Florida City, Dade	847
Crestview, Okaloosa	842
Lynn Haven, Bay	822
Ormond Beach, Volusia	816
Casselberry, Seminole	812
Bartow, Polk	806
Windermere, Orange	804
Carol City, Dade	795
Key West, Monroe	790
Cantonment, Escambia	783
Cocoa, Brevard	779
Chipley, Washington	773
Sebring, Highlands	771
Kissimmee, Polk	768
Auburndale, Polk	764
Jacksonville Beach, Duval	757
Graceville, Jackson	755
Crawfordville, Wakulla	724
Lake Mary, Seminole	714
North Fort Myers, Lee	703
Dade City, Pasco	701
Crossings, Dade	700
Tavares, Lake	698
Zephyrhills, Pasco	687
Hudson, Pasco	677
Lake Wales, Polk	675
Gulf Breeze, Santa Rosa	674
Port Orange, Volusia	673
Panama City Beach, Bay	666
Aventura, Dade	663
Port Richey, Pasco	641
Sanderson, Baker	636
Labelle, Hendry	633
Loxahatchee, Palm Beach	623
Marianna, Jackson	616
Venice, Sarasota	610
Winter Springs, Seminole	602
Tarpon Springs, Pinellas	599
Fernandina Beach, Nassau	595
Riviera Beach, Palm Beach	590
Seffner, Hillsborough	581
Navarre, Santa Rosa	577
Mulberry, Polk	574
Starke, Bradford	567
Cooper City, Broward	565
Sarasota, Manatee	563
Avon Park, Highlands	553
Saint Johns, St. Johns	552
Merritt Island, Brevard	548
Fleming Island, Clay	548
Maitland, Orange	545
Destin, Okaloosa	544
Orange City, Volusia	544
Everglades National Park, Dade	533

# COVID-19: characteristics of 616,629 Florida resident cases

Data through Aug 30, 2020 verified as of Aug 31, 2020 at 09:25 AM

Data in this report are provisional and subject to change.

The table below includes the cities and counties of residence for cases in Florida residents based on the patient's ZIP Code. Note that city is not always received as part of the initial notification and may be missing while the case is being investigated.

City and county	Cases
Palm City, Martin	533
Holiday, Pasco	529
Eustis, Lake	526
Ponte Vedra Beach, St. Johns	521
Green Cove Springs, Clay	520
South Bay, Palm Beach	518
Defuniak Springs, Walton	511
Madison, Madison	508
Santa Rosa Beach, Walton	507
Niceville, Okaloosa	506
Inverness, Citrus	505
Missing, Collier	503
The Villages, Sumter	500
Wauchula, Hardee	495
Dunedin, Pinellas	491
Dover, Hillsborough	484
Titusville, Brevard	479
Dania, Broward	479
Key Biscayne, Dade	469
Coconut Grove, Dade	465
Jasper, Hamilton	465
New Smyrna Beach, Volusia	462
Wewahitchka, Gulf	461
Gibsonton, Hillsborough	461
Mount Dora, Lake	460
Bonifay, Holmes	458
Parrish, Manatee	457
Havana, Gadsden	456
Missing, Hillsborough	455
Groveland, Lake	453
Lake Butler, Union	451
Lantana, Palm Beach	443
Pahokee, Palm Beach	442
Rockledge, Brevard	440
Parkland, Broward	439
Esterro, Lee	438
Monticello, Jefferson	437
Cross City, Dixie	432
Biscayne Park, Dade	430
El Portal, Dade	427
Missing, Orange	426
Hobe Sound, Martin	425
Missing, Duval	424
Moore Haven, Glades	422
Odessa, Hillsborough	407
South Miami, Dade	398
Fellsmere, Indian River	392
Pinecrest, Dade	387
Lauderdale Lakes, Broward	384
Crescent City, Putnam	377
Blountstown, Calhoun	364
Palm Springs, Palm Beach	362
Pace, Santa Rosa	359
Sun City Center, Hillsborough	359
Carrabelle, Franklin	358
Debary, Volusia	355
Atlantic Beach, Duval	351
Bristol, Liberty	350
Oldsmar, Pinellas	350

# COVID-19: characteristics of 616,629 Florida resident cases

Data through Aug 30, 2020 verified as of Aug 31, 2020 at 09:25 AM

Data in this report are provisional and subject to change.

The table below includes the cities and counties of residence for cases in Florida residents based on the patient's ZIP Code. Note that city is not always received as part of the initial notification and may be missing while the case is being investigated.

City and county	Cases
Lithia, Hillsborough	348
Wildwood, Sumter	347
Polk City, Polk	346
Coral, Dade	345
Missing, St. Lucie	340
Summerfield, Marion	339
Missing, Pasco	339
Lauderhill, Broward	336
Missing, Santa Rosa	334
North Palm Beach, Palm Beach	332
Alachua, Alachua	332
Missing, Polk	327
Yulee, Nassau	320
Chattahoochee, Gadsden	318
Frostproof, Polk	318
Apollo Beach, Hillsborough	315
Macclenny, Baker	313
South Miami Heights, Dade	310
Uleta, Dade	309
Bellevue, Marion	309
Missing, St. Johns	307
Crystal River, Citrus	299
Williston, Levy	297
Lake Placid, Highlands	290
Ellenton, Manatee	290
Coleman, Sumter	280
Fort Meade, Polk	279
Wilton Manors, Broward	277
Sebastian, Indian River	277
Callahan, Nassau	277
Dunnellon, Marion	274
Trenton, Gilchrist	273
Bushnell, Sumter	271
Safety Harbor, Pinellas	270
Bowling Green, Hardee	269
Missing, Hendry	267
Ponte Vedra, St. Johns	266
Homosassa, Citrus	263
Port Saint Joe, Gulf	247
Sneads, Jackson	244
Chiefland, Levy	244
Jensen Beach, Martin	243
Lady Lake, Lake	242
Key Largo, Monroe	241
Old Town, Dixie	237
Missing, Citrus	236
Newberry, Alachua	233
Malone, Jackson	228
Missing, Volusia	228
Hilliard, Nassau	224
Kendall, Dade	219
Mary Esther, Okaloosa	217
Missing, Marion	208
Palmetto Bay, Dade	208
Olympia Heights, Dade	208
Edgewater, Volusia	207
Mascotte, Lake	207
Shalimar, Okaloosa	202
Missing, Hernando	202

# COVID-19: characteristics of 616,629 Florida resident cases

Data through Aug 30, 2020 verified as of Aug 31, 2020 at 09:25 AM

Data in this report are provisional and subject to change.

The table below includes the cities and counties of residence for cases in Florida residents based on the patient's ZIP Code. Note that city is not always received as part of the initial notification and may be missing while the case is being investigated.

City and county	Cases
Missing, Osceola	200
Freeport, Walton	199
Lake Alfred, Polk	197
Southwest Ranches, Broward	196
Lecanto, Citrus	196
Missing, Madison	193
Missing, Hardee	192
Thonotosassa, Hillsborough	191
Missing, Brevard	186
Sweetwater, Dade	185
Missing, Highlands	184
Beverly Hills, Citrus	184
Marathon, Monroe	181
Minneola, Lake	180
Bronson, Levy	176
Jacksonville, St. Johns	174
Marco Island, Collier	173
Spring Hill, Pasco	170
Missing, Seminole	169
Satellite Beach, Brevard	165
West Melbourne, Brevard	161
Citra, Marion	161
Fisher Island, Dade	158
Missing, Monroe	157
Missing, Martin	156
Myakka City, Manatee	155
Cocoa Beach, Brevard	155
Pierson, Volusia	154
Neptune Beach, Duval	153
Missing, Sarasota	152
Belle Isle, Orange	152
Nokomis, Sarasota	151
Sorrento, Lake	151
Fort White, Columbia	150
Keystone Heights, Clay	149
Midway, Gadsden	149
Dunnellon, Citrus	147
Missing, Desoto	147
Clearwater Beach, Pinellas	145
Lake Park, Palm Beach	143
Missing, Nassau	141
Oakland, Orange	141
Jennings, Hamilton	139
Bell, Gilchrist	138
Englewood, Charlotte	138
Missing, Pinellas	137
De Leon Springs, Volusia	137
Missing, Indian River	135
Gulfport, Pinellas	134
Miramar Beach, Walton	133
Fruitland Park, Lake	131
Jay, Santa Rosa	131
Umatilla, Lake	131
High Springs, Alachua	130
Medley, Dade	130
Glen Saint Mary, Baker	130
Molino, Escambia	129
Tavernier, Monroe	127
Holly Hill, Volusia	127

# COVID-19: characteristics of 616,629 Florida resident cases

Data through Aug 30, 2020 verified as of Aug 31, 2020 at 09:25 AM

Data in this report are provisional and subject to change.

The table below includes the cities and counties of residence for cases in Florida residents based on the patient's ZIP Code. Note that city is not always received as part of the initial notification and may be missing while the case is being investigated.

City and county	Cases
Cottondale, Jackson	124
Hernando, Citrus	124
Missing, Unknown	123
Palm Beach, Palm Beach	121
Missing, Lake	120
Indialantic, Brevard	120
Kenneth City, Pinellas	120
Zolfo Springs, Hardee	118
Bunnell, Flagler	118
Golden Beach, Dade	118
Missing, Okaloosa	117
Alva, Lee	115
Branford, Suwannee	113
Silver Springs, Marion	111
Gretna, Gadsden	110
Englewood, Sarasota	109
Youngstown, Bay	108
Missing, Clay	108
Oxford, Sumter	108
East Palatka, Putnam	107
Edgewood, Orange	103
Missing, Gulf	103
South Daytona, Volusia	102
Tequesta, Palm Beach	102
Trinity, Pasco	102
Weeki Wachee, Hernando	100
Missing, Gadsden	99
Missing, Wakulla	99
Montverde, Lake	98
Missing, Leon	97
Missing, Flagler	96
Missing, Jackson	95
Flagler Beach, Flagler	95
Missing, Levy	94
Eagle Lake, Polk	92
Ocklawaha, Marion	92
South Pasadena, Pinellas	92
Altha, Calhoun	91
Raiford, Union	91
Archer, Alachua	90
Hawthorne, Alachua	89
Rotunda West, Charlotte	88
Baker, Okaloosa	87
Gotha, Orange	87
Greenwood, Jackson	87
Haverhill, Palm Beach	86
Apalachicola, Franklin	86
White Springs, Hamilton	86
Interlachen, Putnam	85
Missing, Washington	85
O Brien, Suwannee	82
Dundee, Polk	82
Fort Myers Beach, Lee	82
Chuluota, Seminole	82
Cape Canaveral, Brevard	81
Mims, Brevard	80
Webster, Sumter	79
Missing, Manatee	78
Geneva, Seminole	78



# COVID-19: characteristics of 616,629 Florida resident cases

Data through Aug 30, 2020 verified as of Aug 31, 2020 at 09:25 AM

Data in this report are provisional and subject to change.

The table below includes the cities and counties of residence for cases in Florida residents based on the patient's ZIP Code. Note that city is not always received as part of the initial notification and may be missing while the case is being investigated.

City and county	Cases
Satsuma, Putnam	78
Zellwood, Orange	77
Floral City, Citrus	77
Southport, Bay	76
Osprey, Sarasota	76
Vernon, Washington	75
Missing, Calhoun	75
Lawtey, Bradford	74
Greenville, Madison	74
Lake Panasoffkee, Sumter	74
Missing, Baker	73
Pomona Park, Putnam	73
Hastings, St. Johns	73
Melbourne Beach, Brevard	71
Ave Maria, Collier	70
Missing, Sumter	68
Hiawassee, Orange	68
Grand Island, Lake	68
Missing, Escambia	67
Avon Park, Polk	66
Reddick, Marion	66
Florida State University, Leon	65
Bay Harbor Islands, Dade	65
Mcdavid, Escambia	63
Indian Rocks Beach, Pinellas	62
Grand Ridge, Jackson	62
West Miami, Dade	62
Azalea Park, Orange	61
Melrose, Putnam	61
Lee, Madison	60
Wellborn, Suwannee	60
Fountain, Bay	60
Missing, Walton	60
Indian Harbour Beach, Brevard	59
Eastpoint, Franklin	59
Alford, Jackson	59
San Antonio, Pasco	57
Missing, Okeechobee	55
Missing, Bradford	55
Islamorada, Monroe	55
Morriston, Levy	55
Missing, Taylor	55
Surfside, Dade	54
Mangonia Park, Palm Beach	54
Mcalpin, Suwannee	54
Bal Harbour, Dade	52
Lakewood Ranch, Manatee	52
Elkton, St. Johns	52
Anthony, Marion	51
Missing, Holmes	51
Westville, Holmes	51
Greenacres, Palm Beach	51
Atlantis, Palm Beach	50
Seville, Volusia	50
Astatula, Lake	50
Viera, Brevard	49
Missing, Suwannee	49
Weirsdale, Marion	49
Missing, Gilchrist	49

# COVID-19: characteristics of 616,629 Florida resident cases

Data through Aug 30, 2020 verified as of Aug 31, 2020 at 09:25 AM

Data in this report are provisional and subject to change.

The table below includes the cities and counties of residence for cases in Florida residents based on the patient's ZIP Code. Note that city is not always received as part of the initial notification and may be missing while the case is being investigated.

City and county	Cases
Stock Island, Monroe	49
Center Hill, Sumter	47
Ponce De Leon, Holmes	47
Bokeelia, Lee	46
Poinciana, Polk	46
Lockhart, Orange	45
Missing, Bay	45
Missing, Lee	44
Caryville, Washington	44
Citrus Springs, Citrus	44
Lake Hamilton, Polk	43
Bay Lake, Orange	43
Micanopy, Alachua	43
Valparaiso, Okaloosa	43
Celebration, Osceola	42
Babson Park, Polk	42
Sanibel, Lee	41
Hosford, Liberty	40
Inlet Beach, Walton	40
Christmas, Orange	40
Missing, Liberty	40
Steinhatchee, Taylor	39
Lake Helen, Volusia	39
Howey-In-The-Hills, Lake	39
Bryceville, Nassau	39
Eglin Air Force Base, Okaloosa	39
Juno Beach, Palm Beach	39
Fern Park, Seminole	38
Cutler Bay, Dade	38
Laurel Hill, Okaloosa	38
Princeton, Dade	38
Cloud Lake, Palm Beach	37
Hallandale Beach, Broward	37
Malabar, Brevard	37
Summerland Key, Monroe	37
Missing, Dixie	36
Missing, Jefferson	36
Welaka, Putnam	36
Lady Lake, Sumter	35
Lauderdale By The Sea, Broward	34
Fort McCoy, Marion	34
Sumterville, Sumter	34
Missing, Franklin	33
Belleair, Pinellas	33
Flemington, Marion	33
Osteen, Volusia	33
San Mateo, Putnam	32
Canal Point, Palm Beach	32
Big Pine Key, Monroe	32
Centerville, Leon	31
Madeira Beach, Pinellas	31
Greensboro, Gadsden	31
Singer Island, Palm Beach	31
The Villages, Lake	30
Eatonville, Orange	29
Destin, Walton	29
Hypoluxo, Palm Beach	29
Yalaha, Lake	29
Felda, Hendry	29

# COVID-19: characteristics of 616,629 Florida resident cases

Data through Aug 30, 2020 verified as of Aug 31, 2020 at 09:25 AM

Data in this report are provisional and subject to change.

The table below includes the cities and counties of residence for cases in Florida residents based on the patient's ZIP Code. Note that city is not always received as part of the initial notification and may be missing while the case is being investigated.

City and county	Cases
Missing, Union	29
Bradenton Beach, Manatee	28
Holt, Okaloosa	28
Saint James City, Lee	27
Missing, Charlotte	27
Astor, Lake	26
Naranja, Dade	26
Paisley, Lake	25
Altoona, Lake	25
Panacea, Wakulla	25
Patrick Air Force Base, Brevard	25
Air Mail Facility, Dade	25
Clarksville, Calhoun	25
Sopchoppy, Wakulla	25
Ochopee, Collier	24
Belleair Beach, Pinellas	24
Brooker, Bradford	24
Oak Hill, Volusia	24
Odessa, Pasco	24
Sunny Isles Beach, Dade	23
Missing, Lafayette	23
Bascom, Jackson	23
Grant-Valkaria, Brevard	23
Unknown, Orange	23
Jupiter, Martin	23
Florida Dept Of Corrections, Union	22
Baldwin, Duval	22
Campbellton, Jackson	22
Kindred, Osceola	22
Lehigh, Lee	21
Longboat Key, Manatee	21
Ponce Inlet, Volusia	21
Florahome, Putnam	20
Fruit Cove, St. Johns	20
Village Of Wellington, Palm Beach	20
Crystal Beach, Pinellas	20
Temple Terrace, Hillsborough	20
Inglis, Levy	20
Waldo, Alachua	20
Callaway, Bay	20
Holmes Beach, Manatee	20
Placida, Charlotte	20
Georgetown, Putnam	19
Dinsmore, Duval	19
Matlacha, Lee	19
Miami Springs, Dade	19
Lamont, Jefferson	19
Pinetta, Madison	19
Kissimmee, Orange	18
Alafaya, Orange	18
West Panama City Beach, Bay	18
Highland Beach, Palm Beach	17
Tierra Verde, Pinellas	17
Hialeah Gardens, Dade	17
Waverly, Polk	17
Okahumpka, Lake	16
Tice, Lee	16
Palm Beach Shores, Palm Beach	16
Manalapan, Palm Beach	16

# COVID-19: characteristics of 616,629 Florida resident cases

Data through Aug 30, 2020 verified as of Aug 31, 2020 at 09:25 AM

Data in this report are provisional and subject to change.

The table below includes the cities and counties of residence for cases in Florida residents based on the patient's ZIP Code. Note that city is not always received as part of the initial notification and may be missing while the case is being investigated.

City and county	Cases
Missing, Alachua	16
Walnut Hill, Escambia	16
Ona, Hardee	16
Hollister, Putnam	15
Fort Denaud, Hendry	15
North Bay Village, Dade	15
Hampton, Bradford	15
Carrollwood, Hillsborough	14
Winter Park, Seminole	14
Saint Pete Beach, Pinellas	14
Miami Shores, Dade	14
Bay Pines, Pinellas	14
Dania Beach, Broward	14
University Of Central Florida, Orange	14
Eaton Park, Polk	14
Balm, Hillsborough	14
Missing, Putnam	14
Terra Ceia, Manatee	14
Santa Fe, Alachua	14
West Park, Broward	13
Ocean Ridge, Palm Beach	13
Harmony, Osceola	13
Nocatee, Desoto	13
Missing, Columbia	13
Miami, Unknown	13
Lighthouse Point, Broward	13
Missing, Glades	13
Barefoot Bay, Brevard	13
Palm Shores, Brevard	12
Sewalls Point, Martin	12
Intercession City, Osceola	12
Sydney, Hillsborough	12
Tyndall Air Force Base, Bay	12
Village Of Palmetto Bay, Dade	12
Tioga, Alachua	12
Sun City, Hillsborough	12
Goulds, Dade	12
Orange Lake, Marion	11
Sebastian, Brevard	11
Bellview, Escambia	11
Labelle, Glades	11
Pensacola Beach, Santa Rosa	11
Kinard, Calhoun	11
North Redington Beach, Pinellas	11
La Crosse, Alachua	10
Palmdale, Glades	10
Unknown, Dade	10
Mexico Beach, Bay	10
Treasure Island, Pinellas	10
Bayonet Point, Pasco	10
Lake Suzy, Desoto	10
Kenansville, Osceola	10
University Of Miami, Dade	10
Heathrow, Seminole	10
Lorida, Highlands	10
Highland City, Polk	9
Dowling Park, Suwannee	9
Branford, Lafayette	9
Homosassa Springs, Citrus	9

# COVID-19: characteristics of 616,629 Florida resident cases

Data through Aug 30, 2020 verified as of Aug 31, 2020 at 09:25 AM

Data in this report are provisional and subject to change.

The table below includes the cities and counties of residence for cases in Florida residents based on the patient's ZIP Code. Note that city is not always received as part of the initial notification and may be missing while the case is being investigated.

City and county	Cases
Enterprise, Volusia	9
Key Colony Beach, Monroe	9
Kathleen, Polk	9
Reunion, Osceola	9
Bagdad, Santa Rosa	9
Bradley, Polk	8
Paxton, Walton	8
Lutz, Pasco	8
Lacoochee, Pasco	8
Hernando Beach, Hernando	8
Wabasso, Indian River	8
Cedar Key, Levy	8
Buena Ventura Lakes, Osceola	7
South Palm Beach, Palm Beach	7
Wahneta, Polk	7
Venus, Highlands	7
Eloise, Polk	7
Gonzalez, Escambia	7
Aloma, Orange	7
Tallevast, Manatee	7
Sparr, Marion	7
Plymouth, Orange	7
Lake City, Suwannee	7
Loughman, Polk	7
North Venice, Sarasota	7
Tangerine, Orange	7
Jacksonville, Unknown	6
Quail Heights, Dade	6
Palma Sola, Manatee	6
Maitland, Seminole	6
Horseshoe Beach, Dixie	6
Hialeah, Unknown	6
Steinhatchee, Dixie	6
Saint Marks, Wakulla	6
Psl, Unknown	6
West Delray Beach, Palm Beach	6
Pasadena, Pinellas	6
Mcintosh, Marion	6
Goodland, Collier	6
Altamonte Springs, Orange	6
Perdido Key, Escambia	6
Nichols, Polk	6
Perrine, Dade	5
Northdale, Hillsborough	5
Rubonia, Manatee	5
F M, Lee	5
Gulf Breeze, Escambia	5
Indian Lake Estates, Polk	5
Poinciana, Osceola	5
Crystal Springs, Pasco	5
Long Key, Monroe	5
South Fort Myers, Lee	5
Ponce De Leon, Walton	5
Trilby, Pasco	5
Penney Farms, Clay	5
Woodville, Leon	5
Yankeetown, Levy	5
Long Boat Key, Manatee	5
Bonifay, Washington	5

# COVID-19: characteristics of 616,629 Florida resident cases

Data through Aug 30, 2020 verified as of Aug 31, 2020 at 09:25 AM

Data in this report are provisional and subject to change.

The table below includes the cities and counties of residence for cases in Florida residents based on the patient's ZIP Code. Note that city is not always received as part of the initial notification and may be missing while the case is being investigated.

City and county	Cases
Ebro, Washington	5
Ridge Manor, Pasco	5
None, Dade	5
Micco, Brevard	5
Ferndale, Lake	5
Lowell, Marion	5
Lake Como, Putnam	5
Lake Monroe, Seminole	5
Mango, Hillsborough	5
Parker, Bay	5
Shady Grove, Taylor	5
Boca Grande, Lee	5
Hallandle Beach, Broward	5
Buckingham, Lee	4
Pembroke Park, Broward	4
Mayport, Duval	4
Laud-By-The-Sea, Broward	4
Little Torch Key, Monroe	4
Apopka, Seminole	4
Saint Lucie West, St. Lucie	4
Siesta Key, Sarasota	4
Alturas, Polk	4
Murdock, Charlotte	4
Missing, Hamilton	4
Cudjoe Key, Monroe	4
Anna Maria, Manatee	4
Homeland, Polk	4
Salt Springs, Marion	4
Ybor City, Hillsborough	4
Maxville, Duval	4
Lulu, Columbia	4
Gulf Hammock, Levy	4
Ft Pierce, St. Lucie	4
Nobleton, Hernando	4
Durant, Hillsborough	4
Leisure City, Dade	4
Miromar Lakes, Lee	4
New Smyrna, Volusia	4
Oneco, Manatee	4
City Of Sunrise, Broward	4
Hollywood, Unknown	4
Gulf Stream, Palm Beach	4
Indian River Shores, Indian River	3
International Service Center, Dade	3
Mayport Naval Housing, Duval	3
Evinston, Alachua	3
Fanning Springs, Gilchrist	3
Elfers, Pasco	3
Fpo, Duval	3
Cinco Bayou, Okaloosa	3
Braden River, Manatee	3
Vernon, Bay	3
Virginia Gardens, Dade	3
Mount Plymouth, Lake	3
Westchase, Hillsborough	3
Lauderhill, Unknown	3
El Jobean, Charlotte	3
Florida International University, Dade	3
Celebration, Orange	3



# COVID-19: characteristics of 616,629 Florida resident cases

Data through Aug 30, 2020 verified as of Aug 31, 2020 at 09:25 AM

Data in this report are provisional and subject to change.

The table below includes the cities and counties of residence for cases in Florida residents based on the patient's ZIP Code. Note that city is not always received as part of the initial notification and may be missing while the case is being investigated.

City and county	Cases
Na, Dade	3
Point Washington, Walton	3
Orlando, Osceola	3
Port Saint John, Brevard	3
Roseland, Indian River	3
Saint Leo, Pasco	3
West Palm Beach, Unknown	3
Clarcona, Orange	3
White Springs, Columbia	3
Sugarloaf, Monroe	3
Pine Castle, Orange	3
Ozona, Pinellas	3
Indian Creek Village, Dade	3
Lakeshore, Polk	3
Miami Gardens, Unknown	3
Hurlburt Field, Okaloosa	3
Grove City, Charlotte	3
Fort Charlotte, Charlotte	3
Everglades City, Collier	3
Bayshore Gardens, Manatee	3
Cottdonale, Washington	3
Duette, Manatee	3
East Lake, Marion	3
Port Salerno, Martin	3
Redington Shores, Pinellas	3
Saint George Island, Franklin	3
Wausau, Washington	3
Telogia, Liberty	3
Davenport, Osceola	3
Champions Gate, Polk	3
Forest City, Orange	3
Fort Ogden, Desoto	3
Green Acres, Palm Beach	3
University Park, Manatee	3
The Villages, Marion	3
Orlando, Unknown	3
Belleair Bluffs, Pinellas	3
Captiva, Lee	3
Fort Lauderdale, Unknown	3
Fairfield, Marion	3
Lynbrook, Broward	3
Hawthorne, Putnam	3
Indian Shores, Pinellas	3
Pine Hills, Orange	3
Candler, Marion	3
Cortez, Manatee	3
Graceville, Holmes	3
Grandin, Putnam	2
Hollywood, Dade	2
Inlet Beach, Bay	2
Jacksonville, Clay	2
Doctors Inlet, Clay	2
Laurel, Sarasota	2
Oklawaha, Marion	2
Orlando, Seminole	2
University Of Fl, Alachua	2
Tampa, Pinellas	2
Sunny Hills, Washington	2
Switzerland, St. Johns	2

# COVID-19: characteristics of 616,629 Florida resident cases

Data through Aug 30, 2020 verified as of Aug 31, 2020 at 09:25 AM

Data in this report are provisional and subject to change.

The table below includes the cities and counties of residence for cases in Florida residents based on the patient's ZIP Code. Note that city is not always received as part of the initial notification and may be missing while the case is being investigated.

City and county	Cases
Watersound, Walton	2
White City, Gulf	2
Jensen Beach, St. Lucie	2
Hallandale Beach, Unknown	2
Loxahatchee Groves, Palm Beach	2
Archer, Levy	2
Ponte Vedra, Duval	2
Port Charlotte, Unknown	2
Valkaria, Brevard	2
West Bradenton, Manatee	2
Trenton, Levy	2
River Ranch, Polk	2
Ramrod Key, Monroe	2
Lake Harbor, Palm Beach	2
Goldenrod, Seminole	2
Chokoloskee, Collier	2
Westlake, Palm Beach	2
Scottsmoor, Brevard	2
Orlando, Brevard	2
Redington Beach, Pinellas	2
Margate, Unknown	2
Lealman, Pinellas	2
Madison, Unknown	2
Destin, Unknown	2
Daytona Beach Shores, Volusia	2
Deer Island, Lake	2
Gibsonia, Polk	2
Town N Country, Hillsborough	2
Wewahitchka, Calhoun	2
Miramar, Dade	2
Mesa, Unknown	2
Longboat Key, Sarasota	2
Ormond Beach, Flagler	2
Morriston, Marion	2
San Carlos Park, Lee	2
Shady Hills, Pasco	2
Pompano Beach, Unknown	2
Sorrento, Orange	2
Jacksonville Naval Hospital, Duval	2
Earleton, Alachua	2
Bayou George, Bay	2
Clewiston, Palm Beach	2
Nalcrest, Polk	2
Pensacola, Unknown	2
Rocky Point, Hillsborough	2
Unknown, Seminole	2
Venice, Manatee	2
Cypress, Jackson	2
Deerfield Beach, Unknown	2
Glenwood, Volusia	2
Miccosukee, Leon	2
Milligan, Okaloosa	2
Homeless, Pinellas	2
Lamont, Taylor	2
Sand Lake, Orange	2
Sugarloaf Key, Monroe	2
Mount Dora, Orange	2
Miami, Martin	2
Miramar, Unknown	2

# COVID-19: characteristics of 616,629 Florida resident cases

Data through Aug 30, 2020 verified as of Aug 31, 2020 at 09:25 AM

Data in this report are provisional and subject to change.

The table below includes the cities and counties of residence for cases in Florida residents based on the patient's ZIP Code. Note that city is not always received as part of the initial notification and may be missing while the case is being investigated.

City and county	Cases
Dade City, Hernando	2
Fort Lauderdale, Dade	2
Basinger, Okeechobee	2
At Large, Broward	2
Jonesville, Alachua	2
Lake Butler, Bradford	2
Union Park, Orange	2
Palma Ceia, Hillsborough	2
Orange Springs, Marion	2
Oakland Park, Unknown	2
Wakulla Springs, Wakulla	2
Salem, Taylor	2
Samoset, Manatee	2
Miami, Broward	2
Holder, Citrus	2
Lauderdale Lakes, Unknown	1
Island Grove, Alachua	1
Jacksonville, Marion	1
Jupiter Inlet, Palm Beach	1
Miamksaohes, Dade	1
Metter, Manatee	1
Mexico Beach, Gulf	1
Miami Dade, Unknown	1
Indian Rock Beach, Pinellas	1
Hillsboro Beach, Broward	1
Greenville, Taylor	1
Cross Key, Monroe	1
Cypress Gardens, Polk	1
Dade City, Unknown	1
Graham, Bradford	1
Fellsmere, Brevard	1
Fernandina, Nassau	1
San Fernando, Unknown	1
Sarasota, Unknown	1
Seacrest, Walton	1
Pooler, Broward	1
Panomo City, Bay	1
Pensacola, Dade	1
Unknown, Manatee	1
Twentynine Palms, Broward	1
St Cloud, Orange	1
Sunrise, Unknown	1
Suwannee, Dixie	1
Syracuse, Unknown	1
Okeechobee, Martin	1
Okeechobi, Unknown	1
Orlando, Manatee	1
North Lauderdale, Unknown	1
Notrealville, Polk	1
North Miami, Palm Beach	1
North Port, Manatee	1
Xifamk, Dade	1
Windermere, Unknown	1
Lake Worth, Unknown	1
Laurel Hill, Walton	1
Litchfield Park, Unknown	1
Marathon Shores, Monroe	1
Mayport Naval Station, Duval	1
Julington Creek, St. Johns	1

# COVID-19: characteristics of 616,629 Florida resident cases

Data through Aug 30, 2020 verified as of Aug 31, 2020 at 09:25 AM

Data in this report are provisional and subject to change.

The table below includes the cities and counties of residence for cases in Florida residents based on the patient's ZIP Code. Note that city is not always received as part of the initial notification and may be missing while the case is being investigated.

City and county	Cases
Jena, Taylor	1
Haines City, Orange	1
Homeless, Okaloosa	1
Austin, Dade	1
Boys Ranch, Suwannee	1
Apo, Collier	1
Arcadia, Unknown	1
Astor, Volusia	1
Big Torch Key, Monroe	1
Bonifay, Unknown	1
East Rockland Key, Monroe	1
Citrus Hills, Citrus	1
Clearwater, Hillsborough	1
New Port Richey, Hillsborough	1
Port St Luice, Unknown	1
Rices Landing, Dade	1
Palatka, Marion	1
Pensacola Naval Hospital, Escambia	1
Okeechobee, Highlands	1
Orange Park, Duval	1
Seacrest, Bay	1
Stiamk, Dade	1
Tavares, Unknown	1
Unknown, Duval	1
West Hollywood, Broward	1
Weston, Unknown	1
Winter Springs, Orange	1
Layton, Monroe	1
Lakeland, Unknown	1
Hutchinson Island, St. Lucie	1
Jacksonville, Orange	1
Los Angeles, Dade	1
Mckinney, Broward	1
Miamc, Dade	1
Franklin, Unknown	1
Hallandale, Unknown	1
Homeless, Hillsborough	1
Hoclywsod, Dade	1
Coconut Ck, Unknown	1
Carl Fisher, Dade	1
Brooklyn, Lee	1
Apollo Beach, Manatee	1
Alpharetta, Broward	1
Westville, Walton	1
Venetian Islands, Dade	1
Tamarac, Dade	1
Unkn, Duval	1
Rosemary Beach, Walton	1
Saint Johns, Duval	1
Stetson University, Volusia	1
Northport, Sarasota	1
Orl, Osceola	1
Other, Dade	1
Pass-A-Grille Beach, Pinellas	1
Pensacola Beach, Escambia	1
Champions Gate, Osceola	1
Cape Haze, Charlotte	1
Davie, Unknown	1
Babcock Ranch, Charlotte	1

# COVID-19: characteristics of 616,629 Florida resident cases

Data through Aug 30, 2020 verified as of Aug 31, 2020 at 09:25 AM

Data in this report are provisional and subject to change.

The table below includes the cities and counties of residence for cases in Florida residents based on the patient's ZIP Code. Note that city is not always received as part of the initial notification and may be missing while the case is being investigated.

City and county	Cases
Alva, Escambia	1
Branford, Gilchrist	1
Duck Key, Monroe	1
Interlachen, Duval	1
Jacksonville Naval Air Station, Duval	1
Jacksonville, Nassau	1
Homossa, Orange	1
Hosford, Calhoun	1
Hialeahgardens, Dade	1
Sunrtise, Dade	1
Uknown, Unknown	1
University Of South Florida, Hillsborough	1
University Of Tampa, Hillsborough	1
Unk, Alachua	1
Unknown, Charlotte	1
Punta Gorda, Unknown	1
Panama City, Unknown	1
Perth Amboy, Hillsborough	1
Sharpes, Brevard	1
Sanford, Orange	1
North Fort Myers, Charlotte	1
North Laud, Unknown	1
Oldsrav, Manatee	1
Monroe, Hillsborough	1
Lucedale, St. Lucie	1
Watersound, Bay	1
Vero Beach, Unknown	1
Wtixrat, Dade	1
Yeehaw, Okeechobee	1
Winterpark, Unknown	1
Greenacres, Unknown	1
Florida Power & Light Co, Dade	1
Fortlauderdale, Unknown	1
Ft Pierce, Unknown	1
Garland, Orange	1
Jacksonville, Dade	1
Homeless, Dade	1
Hickory, Lee	1
Hialeah, Broward	1
Hallandate Ben, Unknown	1
Eustic, Unknown	1
Everett, Dade	1
Apopka, Unknown	1
Alligator Point, Wakulla	1
Amelia City, Nassau	1
Bonita Springs, Collier	1
Miamt, Dade	1
Mid Florida, Seminole	1
N/A, Duval	1
Lauderdale Hill, Unknown	1
Mc Dade, Broward	1
Longwood, Orange	1
Live Oak, Columbia	1
Tampa, Orange	1
University Of Central FI, Orange	1
Unknown Out Of Area, Duval	1
Valrico, Orange	1
Pt St Lucie, St. Lucie	1
Palm City, Unknown	1

# COVID-19: characteristics of 616,629 Florida resident cases

Data through Aug 30, 2020 verified as of Aug 31, 2020 at 09:25 AM

Data in this report are provisional and subject to change.

The table below includes the cities and counties of residence for cases in Florida residents based on the patient's ZIP Code. Note that city is not always received as part of the initial notification and may be missing while the case is being investigated.

City and county	Cases
Orlando, Orange	1
Ocala, Unknown	1
Ocean Breeze, Martin	1
Sea Ranch Lakes, Broward	1
Saint Petersburg, Dade	1
San Pedro Sula, Dade	1
Rosemary Beach, Bay	1
Saint Cloud, Orange	1
Port Charlotte Fl, Unknown	1
Palm Coast, Orange	1
Opa Locka, Unknown	1
Orange, Orange	1
Wimauma, Manatee	1
Tampa, Dade	1
Seminole, Orange	1
Cosselberry, Orange	1
Crestview, Dade	1
Dania, Unknown	1
Darien, Pasco	1
Bostwick, Putnam	1
Brewton, Escambia	1
Bartow, Unknown	1
Boca Rotan, Unknown	1
Caryville, Holmes	1
Cassadaga, Volusia	1
Grand Island, Unknown	1
Fort Myers, Seminole	1
Fwb, Unknown	1
Gastonia, Polk	1
Deltona , Volusia	1
Los Angeles, Polk	1
Lanark Village, Franklin	1
Green, Clay	1
Hialean, Unknown	1
Holt, Unknown	1
Miami Granders, Dade	1
Saint Augusaintine Beach, St. Johns	1
Palm City, St. Lucie	1
Port Saint Lucie, Martin	1
Port St. Lucie, Martin	1
Seven Springs, Pasco	1
South Miami, Unknown	1
Tallahassee, Unknown	1
Unkown, Seminole	1
Upper Key Largo, Monroe	1
West Villages, Sarasota	1
Wintergarden, Orange	1
Washington, Unknown	1
Port Everglades, Broward	1
Orlando, Lake	1
Newark, Broward	1
Niceville, Walton	1
Middlesburg, Duval	1
Miami, Palm Beach	1
Mount Pleasant, Gadsden	1
Boca Raton, Orange	1
Bonita Beach, Lee	1
Brooksville, Pasco	1
Coconut Creek, Unknown	1



# COVID-19: characteristics of 616,629 Florida resident cases

Data through Aug 30, 2020 verified as of Aug 31, 2020 at 09:25 AM

Data in this report are provisional and subject to change.

The table below includes the cities and counties of residence for cases in Florida residents based on the patient's ZIP Code. Note that city is not always received as part of the initial notification and may be missing while the case is being investigated.

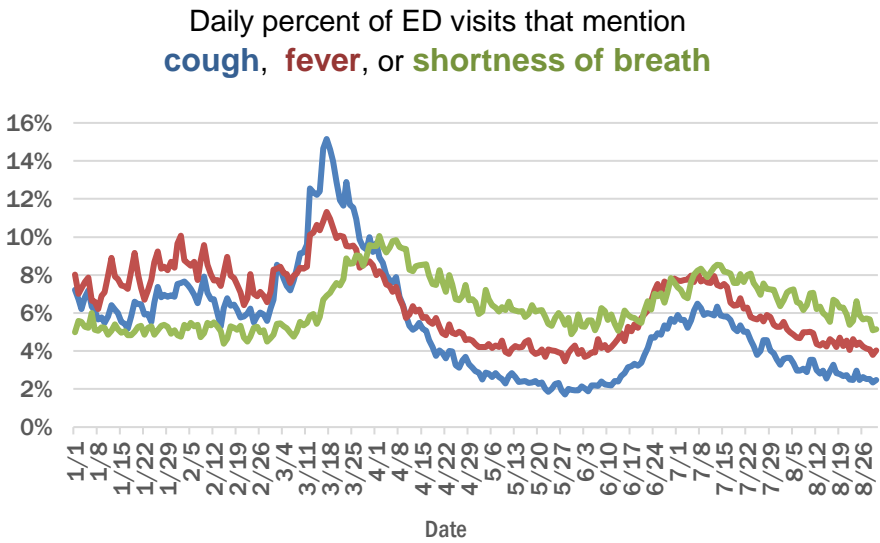
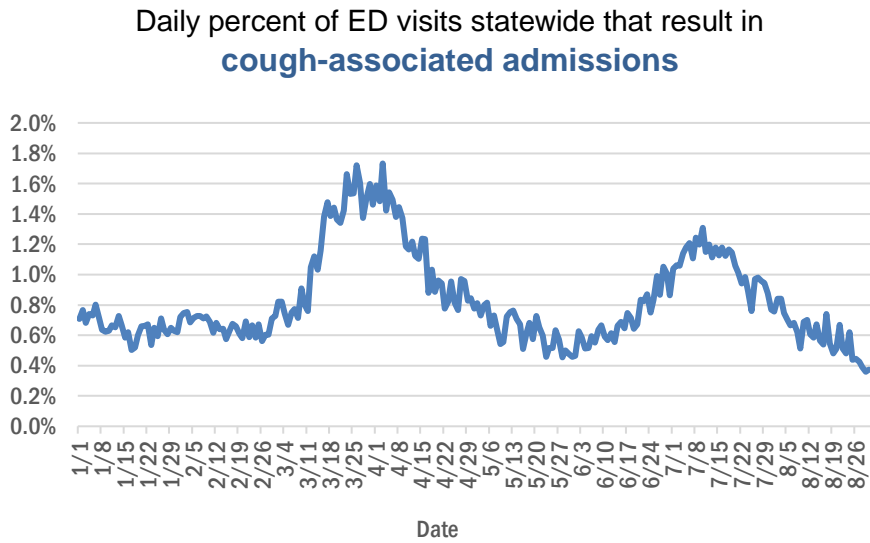
City and county	Cases
Davenport, Orange	1
Fort Pierce, Unknown	1
Lake Geneva, Clay	1
Harrison, Pinellas	1
Hailandale, Unknown	1
Immokalee, Lee	1
Jupiter, Duval	1
Wesley Chapel, Alachua	1
Weston, Dade	1
Worthington Springs, Union	1
Tampa Palms, Hillsborough	1
South Daytona Beach, Volusia	1
Unknown, Columbia	1
Unknown, Palm Beach	1
Tarpon Springs, Pasco	1
Tewksbury, Orange	1
Olustee, Baker	1
Opalocka, Dade	1
Okeechobee, St. Lucie	1
Riverview, Unknown	1
San Antonio, Unknown	1
Lecanto, Marion	1
Ludlam, Dade	1
Miamf, Dade	1
Pine Ridge, Citrus	1
Pineland, Lee	1
Gainsville, Alachua	1
Florence Villa, Polk	1
Fort Pierce, Martin	1
Estero, Collier	1
Fl, Dade	1
Fellsmele, Brevard	1
Hispanic, St. Lucie	1
Kissimmee, Brevard	1
Clermont, Orange	1
Clermont, Polk	1
Dade City, Hillsborough	1
Dallas, Lee	1
Deland, Lake	1
Celeste, Broward	1
99, Unknown	1
Clair-Mel City, Hillsborough	1
Beverly Beach, Flagler	1
Aollywoss, Dade	1
Total	616,629

# COVID-19: additional surveillance information

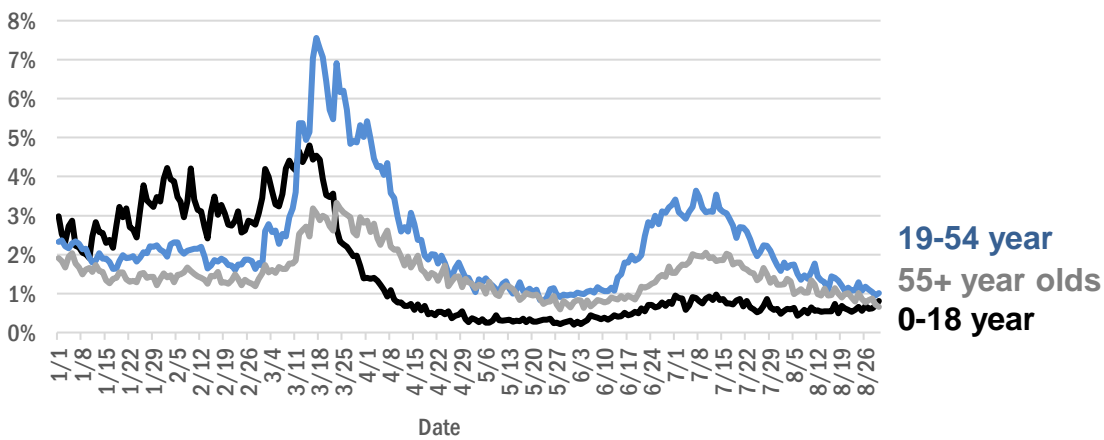
Data through Aug 30, 2020 verified as of Aug 31, 2020 at 09:25 AM

Data in this report are provisional and subject to change.

## Statewide emergency department (ED) chief complaint and admission data



## Daily percent of ED visits statewide that mention cough by age group



The Electronic Surveillance System for the Early Notification of Community-Based Epidemics (ESSENCE-FL) includes chief complaint data from 211 of 212 Florida EDs. Data are transmitted electronically to ESSENCE-FL daily or hourly.

# COVID-19: All Florida residents with test results reported

Data through Aug 30, 2020 verified as of Aug 31, 2020 at 09:25 AM

Data in this report are provisional and subject to change.

The table below includes persons with laboratory results that the Department of Health has received electronically or by mail/fax for Florida residents.

County	Awaiting testing	Inconclusive	Negative	Positive	Percent positive	Total tested
Dade	471	1,988	651,161	155,698	19%	808,847
Broward	106	896	428,558	70,553	14%	500,007
Palm Beach	283	644	280,080	41,601	13%	322,325
Hillsborough	239	532	239,876	36,973	13%	277,381
Orange	390	296	272,713	35,487	12%	308,496
Duval	220	222	209,701	26,183	11%	236,106
Pinellas	9	135	174,175	19,782	10%	194,092
Lee	38	80	109,937	18,373	14%	128,390
Polk	68	110	97,518	16,953	15%	114,581
Collier	28	74	58,348	11,505	16%	69,927
Osceola	169	129	62,407	11,047	15%	73,583
Manatee	15	76	85,080	10,317	11%	95,473
Escambia	4	58	68,621	10,181	13%	78,860
Volusia	83	111	75,148	9,218	11%	84,477
Marion	20	115	53,849	8,483	14%	62,447
Pasco	142	57	70,068	7,997	10%	78,122
Seminole	64	66	67,841	7,995	11%	75,902
Brevard	15	57	85,942	7,212	8%	93,211
Sarasota	14	55	76,368	7,146	9%	83,569
St. Lucie	271	60	44,180	6,966	14%	51,206
Lake	175	94	68,852	6,358	8%	75,304
Leon	21	127	66,193	6,172	9%	72,492
Bay	16	62	25,308	5,280	17%	30,650
Alachua	17	31	79,162	5,132	6%	84,325
Santa Rosa	25	40	27,720	4,629	14%	32,389
Martin	50	61	26,353	4,467	14%	30,881
St. Johns	44	30	42,363	4,267	9%	46,660
Okaloosa	47	46	28,226	4,126	13%	32,398
Clay	21	45	37,122	4,078	10%	41,245
Columbia	4	55	11,949	3,327	22%	15,331
Indian River	51	14	27,965	2,816	9%	30,795
Charlotte	8	35	26,896	2,671	9%	29,602
Hernando	5	22	20,509	2,598	11%	23,129
Suwannee	2	49	7,646	2,422	24%	10,117
Jackson	8	13	12,739	2,317	15%	15,069
Gadsden	5	41	12,514	2,316	16%	14,871
Citrus	63	9	19,896	2,088	9%	21,993
Hendry		19	7,281	1,973	21%	9,273
Sumter	26	18	18,735	1,843	9%	20,596
Highlands	11	10	16,598	1,816	10%	18,424
Putnam	4	13	13,032	1,778	12%	14,823
Monroe	56	12	14,312	1,705	11%	16,029
Nassau	35	21	16,288	1,599	9%	17,908
Walton		35	9,495	1,502	14%	11,032
Desoto	6	7	8,793	1,486	14%	10,286
Flagler	8	16	16,008	1,299	7%	17,323
Okeechobee	2	15	8,639	1,239	13%	9,893
Lafayette	4	12	1,339	1,204	47%	2,555

# COVID-19: All Florida residents with test results reported

Data through Aug 30, 2020 verified as of Aug 31, 2020 at 09:25 AM

Data in this report are provisional and subject to change.

The table below includes persons with laboratory results that the Department of Health has received electronically or by mail/fax for Florida residents.

County	Awaiting testing	Inconclusive	Negative	Positive	Percent positive	Total tested
Taylor	6	29	4,591	1,197	21%	5,817
Baker	38	26	5,578	1,153	17%	6,757
Hardee	4	9	5,894	1,090	16%	6,993
Washington	11	21	5,627	995	15%	6,643
Levy	1	9	6,470	907	12%	7,386
Wakulla	3	36	8,003	882	10%	8,921
Madison	1	11	4,619	854	16%	5,484
Gulf	2	5	4,573	814	15%	5,392
Bradford	1	21	4,751	738	13%	5,510
Dixie	1	12	4,023	718	15%	4,753
Hamilton	1	2	4,553	694	13%	5,249
Holmes	3	8	4,044	611	13%	4,663
Union		16	8,098	594	7%	8,708
Calhoun	1	10	3,989	569	12%	4,568
Franklin	3	5	4,040	540	12%	4,585
Jefferson	1	15	2,893	492	14%	3,400
Gilchrist	1	8	3,704	464	11%	4,176
Glades		1	808	456	36%	1,265
Liberty			2,849	433	13%	3,282
Unknown	2	34	6,819	250	4%	7,103
Total	3,443	6,991	3,979,430	616,629	13%	4,603,050

# COVID-19: testing by laboratory

Data through Aug 30, 2020 verified as of Aug 31, 2020 at 09:25 AM

Data in this report are provisional and subject to change.

The numbers in the table below represent the number of Florida and non-Florida residents for whom test results were received by the Department of Health. A person can be tested by more than one laboratory and can have both positive and negative results. **Therefore, the sum of the numbers in each column will be larger than the total number of people tested.**

Reporting lab	Inconclusive	Negative	Positive	Percent positive	Total
LABORATORY CORPORATION OF AMERICA	1,377	802,207	110,662	12%	914,246
QUEST DIAGNOSTICS - TAMPA	6,377	729,138	105,968	13%	841,483
BIO REFERENCE LABORATORIES, INC	6,890	524,241	102,930	16%	634,061
GENETWORX	662	390,623	32,867	8%	424,152
CURATIVE_LABS	4,751	293,785	30,423	9%	328,959
REALTOX LABS LLC	3,031	239,772	42,164	15%	284,967
NORTHWEST LABORATORY	232	117,655	6,210	5%	124,097
ADVENT HEALTH LAB	112	101,309	14,130	12%	115,551
ELABNETWORK	849	99,476	8,700	8%	109,025
MEDICAL DIAGNOSTIC LABORATORIES	848	88,165	12,602	12%	101,615
KORVALABS, INC	1,183	86,967	4,403	5%	92,553
MAKO GENOMICS	4,602	70,928	13,009	15%	88,539
MAYO CLINIC LABORATORIES	196	67,942	7,162	10%	75,300
BIOCOLLECTIONS WORLDWIDE, INC	404	63,292	10,030	14%	73,726
MEMORIAL REGIONAL HOSPITAL SOUTH	20	53,653	13,270	20%	66,943
QUEST DIAGNOSTICS NICHOLS INSTITUTE, INC.	285	57,800	7,742	12%	65,827
BAYCARE LABORATORIES LLC	351	58,481	5,812	9%	64,644
BPHL-JACKSONVILLE	15	52,329	9,573	15%	61,917
SACRED HEART HOSPITAL LABORATORY	2	50,612	6,496	11%	57,110
ORLANDO REG MED CENTER CLINICAL LAB	495	47,159	5,844	11%	53,498
DIATHERIX LABORATORIES		41,316	5,998	13%	47,314
TAMPA GENERAL HOSPITAL	4	43,042	3,369	7%	46,415
UF PATHLABS	33	43,432	1,983	4%	45,448
BPHL-MIAMI	216	36,103	8,028	18%	44,347
TESTING MATTERS INC		38,530	5,131	12%	43,661
RCA LABORATORY SERVICES, LLC		39,706	1,706	4%	41,412
Florida_Hospital	50	34,968	4,526	11%	39,544
ARUP LABORATORIES		36,661	2,506	6%	39,167
VIRACOR-EUROFINS LABORATORIES		28,607	8,816	24%	37,423
JACKSON MEMORIAL HOSPITAL CLINICAL LAB	79	29,164	7,004	19%	36,247
BPHL-TAMPA (SPECTRUM BLVD)	45	29,410	5,046	15%	34,501
SUNPATH MEDICAL DIAGNOSTICS LABORATORY	201	26,830	4,649	15%	31,680
SHANDS AT THE UNIVERSITY OF FLORIDA	195	28,468	1,652	5%	30,315
AIT LABORATORIES		26,345	3,093	11%	29,438
LAKELAND REGIONAL MEDICAL CENTER	82	24,301	2,965	11%	27,348
ST VINCENT'S MEDICAL CENTER - RIVERSIDE	1	23,803	2,768	10%	26,572
CAPE CORAL HOSPITAL CLINICAL LABORATORY	1	17,438	3,104	15%	20,543
WALGREENS	11	17,415	2,952	14%	20,378
IMPACT HEALTH BIOMETRIC TESTING, INC	203	17,571	2,362	12%	20,136
AKESOGEN		15,607	2,418	13%	18,025
BROWARD GENERAL MEDICAL CENTER-CLINICAL LAB	2	15,737	2,099	12%	17,838
NIZNIK LAB CORP	348	11,261	5,046	30%	16,655
BAPTIST MEDICAL CENTER JACKSONVILLE	1	15,514	1,024	6%	16,539
SHANDS JACKSONVILLE MEDICAL CENTER INC	31	14,590	1,386	9%	16,007
BAPTIST HOSPITAL OF MIAMI CLINICAL LABORATORY	30	12,961	2,808	18%	15,799
AMERICAN HEALTH ASSOCIATES	8	13,713	1,914	12%	15,635
TALLAHASSEE MEMORIAL HOSPITAL	78	13,886	1,052	7%	15,016



# COVID-19: testing by laboratory

Data through Aug 30, 2020 verified as of Aug 31, 2020 at 09:25 AM

Data in this report are provisional and subject to change.

The numbers in the table below represent the number of Florida and non-Florida residents for whom test results were received by the Department of Health. A person can be tested by more than one laboratory and can have both positive and negative results. **Therefore, the sum of the numbers in each column will be larger than the total number of people tested.**

Reporting lab	Inconclusive	Negative	Positive	Percent positive	Total
ADVENTHEALTH DAYTONA BEACH	27	13,471	1,043	7%	14,541
STATLAB_MOBILE	1	12,772	1,150	8%	13,923
FLORIDA HOSPITAL - TAMPA	5	12,520	1,257	9%	13,782
ACCESS DX LABORATORY	143	11,664	1,593	12%	13,400
SARASOTA MEMORIAL HOSPITAL MAIN LAB	12	12,316	1,062	8%	13,390
APPLIED INGENUITY DIAGNOSTICS LLC		11,805	789	6%	12,594
PALMETTO GENERAL HOSPITAL LAB	3	9,647	2,900	23%	12,550
NAPLES COMMUNITY HOSPITAL	25	11,177	1,323	11%	12,525
CLEVELAND CLINIC HOSPITAL LAB	4	11,132	1,183	10%	12,319
ST JOSEPHS HOSPITAL LABORATORY	11	10,570	1,603	13%	12,184
MILLENNIUM PHYSICIAN GROUP		9,870	1,917	16%	11,787
MOUNT SINAI MEDICAL CENTER	6	10,479	1,253	11%	11,738
UNIVERSITY OF MIAMI HOSPITAL	9	9,517	1,704	15%	11,230
NICKLAUS CHILDREN'S HOSPITAL	36	8,859	2,139	19%	11,034
NORTH FLORIDA REGIONAL MEDICAL CENTER		9,882	1,136	10%	11,018
ECCO LAB GROUP CO	279	7,722	2,573	24%	10,574
JFK MEDICAL CENTER LAB	1	8,527	1,579	16%	10,107
INTEGRATED REGIONAL LABORATORIES LLP		8,252	1,580	16%	9,832
BRANDON REGIONAL HOSPITAL		8,179	1,472	15%	9,651
SAINT MARY'S MEDICAL CENTER	13	8,309	1,315	14%	9,637
JUPITER MEDICAL CENTER LAB	41	8,281	1,071	11%	9,393
SOUTH MIAMI HOSPITAL LAB	12	8,172	1,200	13%	9,384
QUEST NEW ENGLAND	35	8,075	1,000	11%	9,110
MORTON PLANT HOSPITAL-ADLER INSTITUTE	8	8,279	663	7%	8,950
WELLINGTON REGIONAL MED CTR LAB	3	7,321	1,160	14%	8,484
LABCORP BURLINGTON (LPP)	3	8,070	403	5%	8,476
FLORIDA HOSPITAL WATERMAN LABORATORY	17	7,671	657	8%	8,345
INDIAN RIVER MEDICAL CENTER LAB		7,745	513	6%	8,258
PANCARE OF FLORIDA INC		7,375	565	7%	7,940
LARKIN COMMUNITY HOSPITAL INC DBA CARDIOTROPIC		4,360	3,330	43%	7,690
ABL MEDICAL CARE LLC		7,033	640	8%	7,673
MEMORIAL REGIONAL HOSPITAL CLINICAL LABORATORY	8	7,046	546	7%	7,600
BIOCERNA LABS	275	5,970	1,131	15%	7,376
QUEST DIAGNOSTICS INFECTIOUS DISEASE INC	49	5,663	1,532	21%	7,244
LARKIN COMMUNITY HOSPITAL	10	6,041	1,131	16%	7,182
REAL DIAGNOSTICS	77	6,554	470	7%	7,101
LEESBURG REGIONAL MEDICAL CENTER		6,324	757	11%	7,081
HOMESTEAD HOSPITAL CLINICAL LABORATORY	13	5,464	1,602	23%	7,079
DRS CLACK SPENCER WHITE & MCCORMACK PA D/B/A		6,269	740	11%	7,009
ARNOLD PALMER MEDICAL CENTER CLINICAL LAB		6,755	246	4%	7,001
DELRAY MEDICAL CENTER	2	6,066	749	11%	6,817
BAPTIST HOSPITAL OF MIAMI MOLECULAR DIAGNOSTICS	58	5,808	846	13%	6,712
AEGIS SCIENCES CORPORATION	27	5,998	556	8%	6,581
OSCEOLA REGIONAL MEDICAL CENTER	1	5,521	1,044	16%	6,566



# COVID-19: testing by laboratory

Data through Aug 30, 2020 verified as of Aug 31, 2020 at 09:25 AM

Data in this report are provisional and subject to change.

The numbers in the table below represent the number of Florida and non-Florida residents for whom test results were received by the Department of Health. A person can be tested by more than one laboratory and can have both positive and negative results. **Therefore, the sum of the numbers in each column will be larger than the total number of people tested.**

Reporting lab	Inconclusive	Negative	Positive	Percent positive	Total
MEMORIAL HOSPITAL JACKSONVILLE	8	5,159	1,339	21%	6,506
Lee Memorial Hospital		5,064	1,421	22%	6,485
WEST KENDALL BAPTIST HOSPITAL LABORATORY	4	5,061	1,373	21%	6,438
ST ANTHONY'S HOSPITAL LAB	11	5,552	738	12%	6,301
WINTER HAVEN HOSPITAL CLINICAL LABORATORY	1	5,185	980	16%	6,166
LAWNWOOD REGIONAL MEDICAL CENTER	1	5,128	948	16%	6,077
QUEST DIAGNOSTICS - WEST HILLS	21	5,699	216	4%	5,936
GOOD SAMARITAN MEDICAL CENTER LAB	1	4,848	918	16%	5,767
BAPTIST MEDICAL CENTER SOUTH		5,302	395	7%	5,697
ST JOSEPHS HOSPITAL	7	4,891	719	13%	5,617
BOSTON HEART DIAGNOSTICS CORP		4,824	779	14%	5,603
ORANGE PARK MEDICAL CENTER	9	4,372	1,148	21%	5,529
MEASE COUNTRYSIDE LAB	1	4,969	533	10%	5,503
GULF COAST MEDICAL CENTER MICROLAB		4,010	1,325	25%	5,335
BETHESDA HOSPITAL EAST		4,539	590	12%	5,129
HALIFAX MEDICAL CENTER LAB	22	4,383	712	14%	5,117
BAPTIST HOSPITAL LABORATORY	4	4,268	814	16%	5,086
MARTIN HOSPITAL SOUTH LAB		4,763	279	6%	5,042
WEST FLORIDA HOSPITAL LAB		3,910	1,055	21%	4,965
FLORIDA HOSPITAL HEARTLAND MED CTR CLINICAL LAB	1	4,401	505	10%	4,907
QUEST DIAGNOSTICS NICHOLS INSTITUTE - SJC (ELR)	26	4,177	675	14%	4,878
MANATEE MEMORIAL HOSPITAL		4,345	486	10%	4,831
WEST BOCA MEDICAL CENTER LAB		4,327	486	10%	4,813
WESTSIDE REGIONAL MED CTR	2	3,858	931	19%	4,791
CORAL GABLES HOSPITAL CLINICAL LABORATORY		3,618	1,070	23%	4,688
RUTGERS CLINICAL GENOMICS LABORATORY	10	4,479	190	4%	4,679
ADVENTHEALTH WESLEY CHAPEL	1	4,284	385	8%	4,670
LARGO MEDICAL CENTER		3,966	580	13%	4,546
PALM BEACH GARDENS MEDICAL CTR LAB		4,080	425	9%	4,505
OAK HILL HOSPITAL		3,969	522	12%	4,491
NORTHWEST MEDICAL CENTER	1	3,475	1,002	22%	4,478
NCH NORTH NAPLES HOSPITAL LAB	5	3,842	617	14%	4,464
PATIENTS FIRST LAKE ELLA MEDICAL CENTER PA		3,445	1,001	23%	4,446
MERCY HOSPITAL A CAMPUS OF PLANTATION GEN HOSP LAB	1	3,296	1,133	26%	4,430
THE VILLAGES REGIONAL HOSPITAL		4,073	324	7%	4,397
DOCTORS HOSPITAL	2	3,508	881	20%	4,391
HEALTH PARK MEDICAL CENTER CLINICAL LAB		3,519	844	19%	4,363
AVENTURA HOSPITAL LAB		3,252	1,107	25%	4,359
QUEST DIAGNOSTICS	3	3,819	369	9%	4,191
MEMORIAL HOSPITAL WEST LABORATORY SERVICES	13	3,739	426	10%	4,178
Capital Regional Medical Ctr		3,342	833	20%	4,175
CORAL SPRINGS MED CTR		3,640	445	11%	4,085
PALMS WEST HOSPITAL LAB	2	3,220	859	21%	4,081
BROWARD HEALTH NORTH CLINICAL LABORATORY		3,491	579	14%	4,070
NORTH SHORE MEDICAL CENTER		3,154	885	22%	4,039

# COVID-19: testing by laboratory

Data through Aug 30, 2020 verified as of Aug 31, 2020 at 09:25 AM

Data in this report are provisional and subject to change.

The numbers in the table below represent the number of Florida and non-Florida residents for whom test results were received by the Department of Health. A person can be tested by more than one laboratory and can have both positive and negative results. **Therefore, the sum of the numbers in each column will be larger than the total number of people tested.**

Reporting lab	Inconclusive	Negative	Positive	Percent positive	Total
FLORIDA HOSPITAL ZEPHYRHILLS		3,738	300	7%	4,038
BLAKE MEDICAL CENTER		3,324	698	17%	4,022
FLORIDA HOSPITAL FLAGLER	2	3,736	262	7%	4,000
FLORIDA MEDICAL CENTER - A CAMPUS OF NORTH SHORE	2	3,342	602	15%	3,946
EXACT SCIENCES LABORATORIES		3,554	339	9%	3,893
FLORIDA HOSPITAL DELAND	8	3,118	618	17%	3,744
MOFFITT CANCER CENTER	5	3,649	71	2%	3,725
INFORM DIAGNOSTICS, INC		3,491	201	5%	3,692
PLANTATION GENERAL HOSPITAL		2,766	888	24%	3,654
REGIONAL MEDCIAL CENTER BAYONET POINT	2	3,353	295	8%	3,650
FLORIDA HOSPITAL OF CARROLLWOOD		3,118	499	14%	3,617
CLEVELAND CLINIC MARTIN SOUTH HOSPITAL		3,247	328	9%	3,575
BAYFRONT MEDICAL CENTER	12	2,663	891	25%	3,566
NEMOURS CHILDRENS HOSPITAL		3,451	90	3%	3,541
CARDIOTROPIC LABS	81	2,716	710	20%	3,507
MEDICAL CENTER OF TRINITY CLINICAL LABORATORY		2,970	485	14%	3,455
NORTHSIDE HOSPITAL AND HEART INSTITUTE		2,962	455	13%	3,417
NEW YORK STATE ELR - SUNRISE MEDICAL LABORATORIES		3,288	77	2%	3,365
LAKE CITY MEDICAL CENTER		2,505	794	24%	3,299
INGENIOUS PERSONALIZED MEDICINE	25	2,322	933	28%	3,280
OCALA REGIONAL MEDICAL CENTER		2,816	421	13%	3,237
DR. P. PHILLIPS HOSPITAL		3,047	136	4%	3,183
BAPTIST MEDICAL CENTER - BEACHES		2,960	205	6%	3,165
CENTRAL FLORIDA REGIONAL HOSPITAL		2,655	401	13%	3,056
MORTON PLANT-MEASE	1	2,803	213	7%	3,017
GULF COAST MEDICAL CENTER LAB		2,346	665	22%	3,011
LEON MEDICAL CENTERS LLC		2,398	602	20%	3,000
ST JOSEPHS NORTH HOSPITAL LAB		2,639	336	11%	2,975
FULGENT DIAGNOSTICS	77	2,687	180	6%	2,944
LAKEWOOD RANCH MEDICAL CENTER		2,679	263	9%	2,942
IMPERIAL POINT MEDICAL CENTER		2,657	280	10%	2,937
NIGHT LITE PEDIATRICS	1	2,130	701	25%	2,832
SOUTH LAKE HOSPITAL		2,612	129	5%	2,741
ST LUCIE MEDICAL CENTER		2,188	549	20%	2,737
ALL CHILDREN'S HOSPITAL LAB		2,529	186	7%	2,715
UHEALTH CORAL GABLES/LENNAR MED CTR		2,553	129	5%	2,682
SOUTH FLORIDA BAPTIST HOSPITAL MICRO	1	2,248	406	15%	2,655
POINCIANA MEDICAL CENTER		1,928	710	27%	2,638
PHYSICIANS REGIONAL MEDICAL CENTER - PINE RIDGE RD		2,125	483	19%	2,608
WEST MARION COMMUINITY HOSPITAL LAB		2,213	334	13%	2,547
BAPTIST MEDICAL CENTER - NASSAU		2,379	129	5%	2,508
WESTCHESTER HOSPITAL	21	1,984	434	18%	2,439
UNIVERSITY HOSPITAL AND MEDICAL CENTER		1,787	617	26%	2,404
SOUTH SEMINOLE HOSPITAL LABORATORY		2,289	100	4%	2,389
FLORIDA HOSPITAL NORTH PINELLAS	5	2,186	166	7%	2,357
MEDCOMP SCIENCES LLC	28	1,296	1,028	44%	2,352
VISTA CLINICAL		1,167	1,155	50%	2,322

# COVID-19: testing by laboratory

Data through Aug 30, 2020 verified as of Aug 31, 2020 at 09:25 AM

Data in this report are provisional and subject to change.

The numbers in the table below represent the number of Florida and non-Florida residents for whom test results were received by the Department of Health. A person can be tested by more than one laboratory and can have both positive and negative results. **Therefore, the sum of the numbers in each column will be larger than the total number of people tested.**

Reporting lab	Inconclusive	Negative	Positive	Percent positive	Total
ACCESS MEDICAL LABORATORIES		1,299	1,023	44%	2,322
WEST PALM HOSPITAL LAB		1,989	331	14%	2,320
FLORIDA HOSPITAL FISH MEMORIAL	1	1,972	343	15%	2,316
QUEST DIAGNOSTICS - ATLANTA	4	2,020	257	11%	2,281
WALGREEN CO	2	1,990	259	12%	2,251
MEMORIAL HOSPITAL MICRO		1,905	218	10%	2,123
ST PETERSBURG GENERAL HOSPITAL		1,557	490	24%	2,047
HIALEAH HOSPITAL	4	1,559	472	23%	2,035
ANNE BATES LEACH EYE HOSPITAL/ ABLEH MICROBIOLOGY LABORATORY		1,953	47	2%	2,000
MEMORIAL HOSPITAL- MIRAMAR	10	1,804	157	8%	1,971
HEALTHQUEST ESOTERICS		1,190	761	39%	1,951
QUEST DIAGNOSTICS LENEXA	17	1,760	161	8%	1,938
FORT WALTON BEACH MEDICAL CENTER		1,636	298	15%	1,934
BAPTIST NORTH EMERGENCY CENTER		1,423	500	26%	1,923
MEASE DUNEDIN HOSPITAL	4	1,731	186	10%	1,921
ADVENTHEALTH OCALA LABORATORY		1,613	298	16%	1,911
CITRUS MEMORIAL HOSPITAL LABORATORY		1,771	135	7%	1,906
NONA SCIENTIFIC	3	1,457	366	20%	1,826
CLEVELAND CLINIC TRADITION HOSPITAL		1,622	193	11%	1,815
OVIEDO MEDICAL CENTER		1,524	281	16%	1,805
DOCTORS HOSPITAL OF SARASOTA CLINICAL LABORATORY		1,552	182	10%	1,734
LEE HEALTH COCONUT POINT CLINICAL LAB	1	1,384	340	20%	1,725
RAULERSON HOSPITAL		1,400	288	17%	1,688
MEMORIAL HOSPITAL PEMBROKE	3	1,472	208	12%	1,683
CLEVELAND CLINIC MARTIN NORTH HOSPITAL		1,405	208	13%	1,613
WALGREENS OAKLAND PARK	3	1,421	180	11%	1,604
PALMS OF PASADENA HOSPITAL		1,375	226	14%	1,601
OPTEO LABORATORY		1,505	29	2%	1,534
P4 CLINICAL, LLC	24	1,300	186	12%	1,510
PUTNAM COMMUNITY MEDICAL CENTER		1,295	207	14%	1,502
SOUTH BAY HOSPITAL MICRO		1,238	244	16%	1,482
AVECINA MEDICAL OAKLEAF		1,013	451	31%	1,464
PHYSICIANS REGIONAL MEDICAL CENTER - COLLIER BLVD	1	1,104	329	23%	1,434
BETHESDA HOSPITAL WEST		1,280	152	11%	1,432
LOWER KEYS MEDICAL CENTER		1,279	133	9%	1,412
TWIN CITIES HOSPITAL		1,247	134	10%	1,381
PWN HEALTH	7	914	440	32%	1,361
BARTOW REGIONAL MEDICAL CENTER	1	1,149	195	14%	1,345
AVERO DIAGNOSTICS - IRVING		1,213	128	10%	1,341
QUEST DIAGNOSTICS - MIRAMAR	6	359	976	73%	1,341
ST VINCENT'S MEDICAL CENTER - SOUTHSIDE		1,307	27	2%	1,334
SYNERGY LABORATORIES	7	1,178	114	9%	1,299
BMCT Molecular Diagnostics Subsection		1,003	233	19%	1,236
HOLIDAY CVS LLC		1,219	6	0%	1,225
LAKE SIDE MEDICAL CENTER		858	357	29%	1,215
CLINICORE		1,112	91	8%	1,203
SACRED HEART-EMERALD COAST		1,015	185	15%	1,200

# COVID-19: testing by laboratory

Data through Aug 30, 2020 verified as of Aug 31, 2020 at 09:25 AM

Data in this report are provisional and subject to change.

The numbers in the table below represent the number of Florida and non-Florida residents for whom test results were received by the Department of Health. A person can be tested by more than one laboratory and can have both positive and negative results. **Therefore, the sum of the numbers in each column will be larger than the total number of people tested.**

Reporting lab	Inconclusive	Negative	Positive	Percent positive	Total
QUEST DIAGNOSTICS WOOD DALE	3	1,077	81	7%	<b>1,161</b>
GULF BREEZE HOSPITAL LAB	1	1,000	148	13%	<b>1,149</b>
HIGHLANDS REGIONAL MEDICAL CENTER		955	191	17%	<b>1,146</b>
UNIVERSITY OF MIAMI HOSPITAL & CLINICS	2	998	58	5%	<b>1,058</b>
VIKOR SCIENTIFIC	2	607	435	42%	<b>1,044</b>
UHEALTH DEERFIELD BEACH/UMSYLVESTER DEERFIELD BEACH LABORATORY	3	977	42	4%	<b>1,022</b>
ORLANDO VA MEDICAL CENTER		858	147	15%	<b>1,005</b>
PATIENTS CHOICE LABORATORIES		527	473	47%	<b>1,000</b>
LMHS		901	76	8%	<b>977</b>
ENGLEWOOD COMMUNITY HOSPITAL		883	78	8%	<b>961</b>
AVECINA MEDICAL SOUTHSIDE		697	257	27%	<b>954</b>
BAPTIST EMERGENCY CENTER OAKLEAF		760	158	17%	<b>918</b>
MARINERS HOSPITAL		801	97	11%	<b>898</b>
GENE BY GENE, GENOMICS RESEARCH CENTER LAB	31	801	65	7%	<b>897</b>
AVENTUS BIOLABS	1	382	496	56%	<b>879</b>
BAPTIST HEALTH EMERGENCY CENTER COUNTRY WALK		694	154	18%	<b>848</b>
FLORIDA HOSPITAL ORLANDO		745	74	9%	<b>819</b>
ST VINCENTS CLAY COUNTY		775	26	3%	<b>801</b>
PATHNOSTICS		84	716	90%	<b>800</b>
BAPTIST EMERGENCY CENTER CLAY		690	101	13%	<b>791</b>
CLARITY LAB SOLUTIONS		631	126	17%	<b>757</b>
LABCORP	1	418	329	44%	<b>748</b>
CAPSTONE HEALTHCARE		473	255	35%	<b>728</b>
JACKSON HOSPITAL CLINICAL LABORATORY		635	85	12%	<b>720</b>
FLORIDA LABORATORY ANALYSIS		469	244	34%	<b>713</b>
MINUTECLINIC LLC #3703		638	70	10%	<b>708</b>
Assurance Scientific Laboratories		538	152	22%	<b>690</b>
DESOTO MEMORIAL HOSPITAL CLINICAL LABORATORY	3	557	129	19%	<b>689</b>
LABCORP RTP	3	90	585	86%	<b>678</b>
ADVANCE MEDICAL OF NAPLES			661	100%	<b>661</b>
PHYSICIANS STAT LAB		138	496	78%	<b>634</b>
TAMPA COMMUNITY HOSPITAL		455	177	28%	<b>632</b>
FLOWERS HOSPITAL		579	47	8%	<b>626</b>
LAB24 INC	1	28	590	95%	<b>619</b>
BARDMOOR LABORATORY	1	540	72	12%	<b>613</b>
NONE		281	326	54%	<b>607</b>
VAMC ORLANDO		303	304	50%	<b>607</b>
EGLIN AIRFORCE BASE LAB		478	127	21%	<b>605</b>
NIGHT LITE PEDIATRICS URGENT CARE		535	58	10%	<b>593</b>
PATIENTS FIRST - MAHAN DRIVE		164	429	72%	<b>593</b>
QUEST	4	146	438	74%	<b>588</b>
NCH NORTHEAST	3	371	190	34%	<b>564</b>
NCH HEALTHCARE SYSTEM MICROBIOLOGY LAB		1	559	100%	<b>560</b>
LEE MEMORIAL HOSPITAL LAB			558	100%	<b>558</b>
PHAROS HEALTH		417	131	24%	<b>548</b>
SANTA ROSA MEDICAL CENTER		344	202	37%	<b>546</b>
UNITED CLINICAL LABORATORY LLC		4	533	99%	<b>537</b>



# COVID-19: testing by laboratory

Data through Aug 30, 2020 verified as of Aug 31, 2020 at 09:25 AM

Data in this report are provisional and subject to change.

The numbers in the table below represent the number of Florida and non-Florida residents for whom test results were received by the Department of Health. A person can be tested by more than one laboratory and can have both positive and negative results. **Therefore, the sum of the numbers in each column will be larger than the total number of people tested.**

Reporting lab	Inconclusive	Negative	Positive	Percent positive	Total
QUEST DIAGNOSTICS - IRVING	10	346	178	33%	534
HOLY CROSS HOSPITAL LABORATORY			510	100%	510
HISTOPATHOLOGY SERVICES, LLC		437	65	13%	502
WALGREENS ORLANDO		454	45	9%	499
SOUTHEAST ALABAMA MEDICAL CENT		451	44	9%	495
ASSOCIATED PATHOLOGISTS, LLC		406	83	17%	489
LUMINUS DIAGNOSTICS		337	149	31%	486
MAVERICK LABS		347	137	28%	484
ARCPPOINT LABS - FORT MYERS		356	105	23%	461
DYNIX DIAGNOSTICS	1	259	188	42%	448
ATLANTIS URGENT CARE		308	137	31%	445
PANCARE OF FLORIDA, INC			443	100%	443
MARTIN MEMORIAL LABORATORY AT ST LUCIE WEST		370	50	12%	420
ORLANDO VETERANS AFFAIRS MEDICAL CENTER		112	296	73%	408
HOLIDAY CVS LLC DBA CVSPHARMACY #5155		402	4	1%	406
MEDARBOR DIAGNOSTICS		1	400	100%	401
LAB CORP	1	165	229	58%	395
UAB HIGHLANDS LABORATORY		387	3	1%	390
NEW YORK STATE ELR - NORTH SHORE LONG ISLAND JEWISH HEALTH		364	23	6%	387
NORTH FLORIDA PEDIATRICS-TALLAHASSEE		355	29	8%	384
QUEST DIAGNOSTICS NICHOLS INSTITUTE	5	353	17	5%	375
NEW YORK STATE ELR - NYU HOSPITALS CENTER CLINICAL LABORATORIES		350	12	3%	362
MEMORIAL PEMBROKE 24/7 CARE CENTER		268	93	26%	361
CLARITY LABS		312	49	14%	361
INFORM DIAGNOSTICS		349	3	1%	352
AVECINA MEDICAL JULINGTON		158	185	54%	343
ECCOLAB GROUP	1	79	262	77%	342
NEW YORK STATE ELR - LENCO MEDICAL LABORATORY		322	13	4%	335
JAY HOSPITAL CLINICAL LABORATORY		244	85	26%	329
DAVITA LABS		290	26	8%	316
ADVENT HEALTH CENTRA CARE: WATERFORD LAKES		248	65	21%	313
NEW YORK STATE ELR - DEPARTMENT OF CLINICAL LABS		301	5	2%	306
NCF DIAGNOSTICS & DNA TECHNOLOGIES	10	57	238	78%	305
CORE DIAGNOSTIC LABORATORIES LLC		219	75	26%	294
TENNESSEE DOH - NASHVILLE	2	254	32	11%	288
STEWART REFERENCE LABORATORY		140	146	51%	286
SUNRISE MEDICAL LABORATORIES		221	62	22%	283
TALLAHASSEE PRIMARY CARE ASSOCIATES		274	9	3%	283
NITE LITE PEDIATRICS		173	110	39%	283
BAPTIST MD ANDERSON CANCER CENTER		279	2	1%	281
VETERANS AFFAIRS MEDICAL CENTER LAB		9	266	97%	275
LABCORP TAMPA	1	31	242	88%	274
TEMPUS CLINICAL LABORATORY	1	249	24	9%	274
THERADOC		150	114	43%	264
BAYA URGENT CARE		3	257	99%	260
FLO-MEDILAB SERVICES		82	177	68%	259
FLAGLER HOSPITAL	5	18	236	91%	259

# COVID-19: testing by laboratory

Data through Aug 30, 2020 verified as of Aug 31, 2020 at 09:25 AM

Data in this report are provisional and subject to change.

The numbers in the table below represent the number of Florida and non-Florida residents for whom test results were received by the Department of Health. A person can be tested by more than one laboratory and can have both positive and negative results. **Therefore, the sum of the numbers in each column will be larger than the total number of people tested.**

Reporting lab	Inconclusive	Negative	Positive	Percent positive	Total
FULGENT DIAGNOSTICS LABORATORY	4	246	8	3%	258
SANFORD REFERENCE LAB		246	10	4%	256
GENESIS REFERENCE LABORATORIES		1	254	100%	255
UNKNOWN		16	236	94%	252
CENTRA CARE – WATERFORD LAKES		180	68	27%	248
EXPRESS GENE MOLECULAR DIAGNOSTIC LABORATORY		2	246	99%	248
HOLMES REGIONAL MEDICAL CENTER		3	237	99%	240
LABTECH DIAGNOSTIC		113	127	53%	240
AMELIA URGENT CARE		95	143	60%	238
SMA SPECIALITY MEDICAL LAB		62	172	74%	234
EUROFINS NTD, LLC		202	28	12%	230
JAMES A. HALEY VETERANS MICRO LAB			229	100%	229
ASCEND CLINICAL		224	4	2%	228
HENDRY REGIONAL MEDICAL CENTER		9	218	96%	227
ST CLOUD REGIONAL MEDICAL CENTER		126	99	44%	225
BIOCERNA LLC	8	156	53	24%	217
MEDSCAN LABORATORY INC		136	80	37%	216
CENTRA CARE		35	177	83%	212
FLORIDA WOMAN CARE LABORATORY LLC		189	23	11%	212
MINI ER ADULT AND PEDIATRIC URGENT CARE		200	10	5%	210
GESSLER CLINIC		1	206	100%	207
MOLECULAR INFECTIOUS DISEASES		199	5	2%	204
MARTIN MEMORIAL MEDICAL CENTER LAB		100	103	51%	203
ADVENTHEALTH LAB			203	100%	203
VAMC WEST PALM LAB		5	196	98%	201
TOM LEE COMMUNITY HEALTH CENTER		6	195	97%	201
BAY PINES VAMC CLINICAL LABORATORY		4	193	98%	197
PREMIER MEDICAL LABORATORY SERVICES		1	195	99%	196
ARCPOINT LABS OF WEST PALM BEACH			195	100%	195
NCH HEALTHCARE BONITA		128	62	33%	190
THE CENTER FOR URGENT CARE		137	52	28%	189
ADVENT HEALTH -TAMPA		74	114	61%	188
QUALITOX LABORATORIES		96	91	49%	187
MIDWAY SPECIALTY CARE CENTER	1	100	86	46%	187
PATHGROUP LABS LLC		90	96	52%	186
ARCPOINT LABS OF TAMPA		106	80	43%	186
GENESIS MEDICAL LABORATORY MIAMI FL.		78	108	58%	186
BIOREFERENCE LABORATORIES	1	70	105	60%	176
C.W. BILL YOUNG VA MEDICAL CENTER		5	171	97%	176
HOLIDAY CVS LLC DBA CVS PHARMACY #5154		171	5	3%	176
NEW YORK STATE ELR - NEW YORK PRESBYTERIAN HOSPITAL CUMC CLINICAL		162	13	7%	175
FLORIDA HOSPITAL WAUCHULA		97	74	43%	171
MICROGEN DX		36	134	79%	170
SCIONLAB SERVICES LLC		157	12	7%	169
SEBASTIAN RIVER MEDICAL CENTER		130	39	23%	169
BAYCARE HEALTH SYSTEM		2	167	99%	169
BOCA BIOLISTICS REFERENCE LABORATORY		138	31	18%	169



# COVID-19: testing by laboratory

Data through Aug 30, 2020 verified as of Aug 31, 2020 at 09:25 AM

Data in this report are provisional and subject to change.

The numbers in the table below represent the number of Florida and non-Florida residents for whom test results were received by the Department of Health. A person can be tested by more than one laboratory and can have both positive and negative results. **Therefore, the sum of the numbers in each column will be larger than the total number of people tested.**

Reporting lab	Inconclusive	Negative	Positive	Percent positive	Total
UAB UNIVERSITY OF ALABAMA HOSPITAL LAB		162	7	4%	169
ASAP LAB LLC		95	71	43%	166
NEW YORK STATE ELR - MOUNT SINAI LABORATORY		154	8	5%	162
BUREAU OF CLINICAL LABORATORIES		132	28	18%	160
NEW YORK STATE ELR - NEW YORK HOSPITAL LABORATORIES	1	152	6	4%	159
WUESTHOFF REF LABORATORY			158	100%	158
EMERGENCY PHYSICIANS MEDICAL CENTER			158	100%	158
SACRED HEART HOSPITAL ON THE GULF		96	58	38%	154
LABSTAT		2	152	99%	154
US BIOTEK LABORATORIES	1	65	86	57%	152
AUBURN UNIVERSITY MEDICAL CLINIC		136	15	10%	151
NEO GENOMICS - FORT MYERS	1	141	4	3%	146
GULF COAST MOLECULAR LABORATORIES	8	95	42	29%	145
FLORIDA HOSPITAL HEARTLAND MED CTR LAKE PLACID		97	45	32%	142
ACUTIS DIAGNOSTICS	1	107	33	23%	141
INDIAN RIVER PATHOLOGY LLC		135	4	3%	139
ST JUDE CHILDREN'S RESEARCH HOSPITAL		127	11	8%	138
MACDILL AFB HOSPITAL		117	19	14%	136
ADVENT HEALTH CENTRA CARE		42	94	69%	136
FAST TRACK URGENT CARE CENTER		1	135	99%	136
NXGEN MDX LLC	2	105	29	21%	136
IRL MARKET LAB ALACHUA		103	31	23%	134
VAMC GAINESVILLE		2	131	98%	133
INTEGRATED REGIONAL LABORATORIES		119	12	9%	131
MEMPHIS PATHOLOGY LABORATORY	1	124	5	4%	130
AMERICAN PATHOLOGY PARTNERS		128	1	1%	129
BMHSI-AEL MICROBIOLOGY LABORATORY	2	102	24	19%	128
LEHIGH REGIONAL MEDICAL CENTER LAB		107	19	15%	126
FAST TRACK URGENT CARE CENTER - CARROLLWOOD			125	100%	125
CURATIVE LABS		3	122	98%	125
VAMC BAY PINES		1	120	99%	121
HEALTH FIRST-HOLMES REGIONAL			118	100%	118
NEW YORK STATE ELR - ENZO CLINICAL LABS INC		117	1	1%	118
COASTAL MED URGENT CARE			118	100%	118
ROSEN MEDICAL CENTER		103	13	11%	116
PALM BEACH COUNTY HEALTH DEPT LAB		113	2	2%	115
URGENT CARE CURE		73	42	37%	115
SPARROW HEALTHCARE	2	1	111	97%	114
ALLIED HEALTH FORT PIERCE		112			112
PRIVA PATH LABS			111	100%	111
MID-FLORIDA PATHOLOGY		75	36	32%	111
LEON MEDICAL CENTER		7	103	94%	110
MEDICAL DIAGNOSTICS LABORATORIES,INC		18	91	83%	109
UR MEDICINE LABS- CENTRAL LABORATORY		106	2	2%	108
MILLENNIUM LAB SERVICES			107	100%	107
NEW PLANT CITY FAMILY CARE	1	25	81	76%	107
FLORIDA CLINICAL LABORATORY-BIOREFERENCE LABORATORIES		44	62	58%	106

# COVID-19: testing by laboratory

Data through Aug 30, 2020 verified as of Aug 31, 2020 at 09:25 AM

Data in this report are provisional and subject to change.

The numbers in the table below represent the number of Florida and non-Florida residents for whom test results were received by the Department of Health. A person can be tested by more than one laboratory and can have both positive and negative results. **Therefore, the sum of the numbers in each column will be larger than the total number of people tested.**

Reporting lab	Inconclusive	Negative	Positive	Percent positive	Total
VAMC LAKE CITY		51	54	51%	105
UNIVERSITY OF ALABAMA		102	2	2%	104
BAYFRONT HEALTH BROOKSVILLE			102	100%	102
BAPTIST HEALTH SOUTH FLORIDA		4	97	96%	101
SHORELINE PHYSICIAN GROUP			96	100%	96
SOLARIS DIAGNOSTICS		6	89	94%	95
AMELIA EXPRESS CARE		17	78	82%	95
USAFSAM/PHE		23	72	76%	95
DIAGNOSTIC SOLUTIONS		3	91	97%	94
CENTRACARE		5	89	95%	94
NAVAL HOSPITAL - JACKSONVILLE		1	92	99%	93
WATSON CLINIC LLP MAIN			93	100%	93
FLORIDA COMMUNITY HEALTH CENTERS INC			93	100%	93
STAGEZERO LIFE SCIENCES INC		81	11	12%	92
FULGENT GENETICS	2	64	25	27%	91
AVELLINO LAB USA, INC		87	2	2%	89
GENETWORKX		15	74	83%	89
FLORIDA MEDICAL CLINIC		54	34	39%	88
ANGEL KIDS PEDIATRICS		71	17	19%	88
FISHERMENS HOSPITAL CLINICAL LAB		83	5	6%	88
ADVENTHEALTH CENTRA CARE OVIEDO		29	58	67%	87
PACIFIC ANALYTICS			86	100%	86
MINUTECLINIC, LLC DBA MINUTECLINIC #4717		80	3	4%	83
GARCIA CLINICAL LABORATORY		1	81	99%	82
CENTRAL FLORIDA HEALTH CARE		46	34	43%	80
HEALTHLINK DIAGNOSTIC LABORATORIES		1	79	99%	80
AURORA DIAGNOSTICS BERNHARDT LABORATORIES PATHOLOGY SERVICE		72	8	10%	80
ADVENT HEALTH CENTRA CARE LONGWOOD		9	69	88%	78
AVERO DIAGNOSTICS		53	24	31%	77
USA HEALTH UNIVERSITY HOSPITAL CLINICAL LABORATORY		76	1	1%	77
BAY VIEW HEALTHCARE		54	19	26%	73
DYNAMIC MEDICAL USA			73	100%	73
AMERICAN RESEARCH LABS		4	68	94%	72
MAYO CLINIC LABS - ROCHESTER MAIN CAMPUS		71	1	1%	72
HOLY CROSS HOSPITAL		1	70	99%	71
COASTAL LABORATORIES		40	30	43%	70
SELECT LABORATORIES MARION COUNTY, LLC.			69	100%	69
Highlands Regional Hospital		63	6	9%	69
NORTH OKALOOSA MEDICAL CENTER		36	33	48%	69
AMMON LABS		58	10	15%	68
MORTON PLANT HOSPITAL			68	100%	68
QPS, LLC		67	1	1%	68
AEL- MEMPHIS		17	50	75%	67
HOSPITAL FOR SPECIAL SURGERY		65	1	2%	66
LABORATORY CORP OF AMERICA	2	26	37	57%	65
Quest Diag Unspecifd		34	31	48%	65
UNKNOWN - BAD FACILITY CODE		16	48	75%	64

# COVID-19: testing by laboratory

Data through Aug 30, 2020 verified as of Aug 31, 2020 at 09:25 AM

Data in this report are provisional and subject to change.

The numbers in the table below represent the number of Florida and non-Florida residents for whom test results were received by the Department of Health. A person can be tested by more than one laboratory and can have both positive and negative results. **Therefore, the sum of the numbers in each column will be larger than the total number of people tested.**

Reporting lab	Inconclusive	Negative	Positive	Percent positive	Total
DAVITA LABORATORY SERVICES		49	14	22%	63
DEPARTMENT OF VETERANS AFFAIRS JAMES A. HALEY VETERANS HOSPITAL			63	100%	63
FHMG-FLORIDA HOSPITAL MEDICAL GROUP		55	7	11%	62
SARAPATH DIAGNOSTICS			62	100%	62
NORTH FLORIDA/SOUTH GEORGA VETERANS HEALTH SYSTEM			62	100%	62
DOCTOR'S MEMORIAL HOSPITAL		7	55	89%	62
ORLANDO HEALTH EMERGENCY DEPARTMENT		56	5	8%	61
LABORATORY SPECIALISTS OF MICHIGAN		1	59	98%	60
GENE BY GENE			60	100%	60
EXACT SCIENCES LABORATORIES, LLC		15	45	75%	60
CLINICAL REFERENCE LABORATORY		56	4	7%	60
ADVENTHEALTH CENTRA CARE		9	50	85%	59
FINLAY CLINICAL LABORATORY		24	35	59%	59
ALLSOUTH URGENT CARE			59	100%	59
REFUAH HEALTH CENTER LABORATORY		59			59
MORTON PLANT HOSPITAL/LAB		1	58	98%	59
NAVY HOSPITAL			57	100%	57
PROVIDENCE HOSPITAL LABORATORY		55	2	4%	57
ADVENTHEALTH CENTRA CARE CARROLLWOOD			57	100%	57
BLOCK, NATION, CHASE, AND SMOLEN FAMILY MEDICINE		36	20	36%	56
LABCORP BIRMINGHAM	1	5	50	89%	56
ACCU REFERENCE MEDICAL LAB			55	100%	55
NEW YORK STATE ELR - WADSWORTH HEALTH CENTER		52	3	5%	55
VA MEDICAL CENTER		7	48	87%	55
BROWARD HEALTH MEDICAL CENTER		1	53	98%	54
HURLBURT FIELD CLINIC		23	29	56%	52
LIFEBRITE	1	5	46	88%	52
BAYCARE LAB		1	51	98%	52
JEFFERY WEINZWEIG		1	50	98%	51
SARASOTA CO. HEALTH DEPT # 58		40	11	22%	51
OPTUM LABS LLC		5	46	90%	51
INTEGRITY LABORATORIES			50	100%	50
NEW YORK STATE ELR - EMPIRECITY LABORATORIES		42	8	16%	50
ARTHREX MEDICAL CENTER		28	22	44%	50
P4 DIAGNOSTIX LABORATORY NETWORK		1	48	98%	49
BAY MEDICAL CENTER SACRED HEART HEALTH SYSTEM		17	32	65%	49
FAWCETT MEMORIAL HOSPITAL-LAB		1	48	98%	49
MILLENIUM PHYSICIANS GROUP			49	100%	49
325TH MEDICAL GROUP			49	100%	49
MOBILE INFIRMARY MED CENTER PATH LAB		41	8	16%	49
NORTH FLORIDA PEDIATRICS-LAKE CITY			48	100%	48
QUEST INFECTIOUS DISEASE	1	43	4	8%	48
VHA PUBLIC HEALTH REFERENCE LABORATORY- PALO ALTO		27	20	43%	47
BALDWIN PEDIATRICS		37	9	20%	46
H LEE MOFFITT CANCER CENTER MICRO		46			46
ADVENTHEALTH CENTRA CARE WESLEY CHAPEL			46	100%	46
EAST MANATEE FAMILY	1		44	98%	45

# COVID-19: testing by laboratory

Data through Aug 30, 2020 verified as of Aug 31, 2020 at 09:25 AM

Data in this report are provisional and subject to change.

The numbers in the table below represent the number of Florida and non-Florida residents for whom test results were received by the Department of Health. A person can be tested by more than one laboratory and can have both positive and negative results. **Therefore, the sum of the numbers in each column will be larger than the total number of people tested.**

Reporting lab	Inconclusive	Negative	Positive	Percent positive	Total
RUSKIN HEALTH CENTER			45	100%	45
LAB CORP TAMPA			45	100%	45
BAYFRONT HEALTH ER PINELLAS PARK		19	26	58%	45
PROTEUS MOLECULAR AND CLINICAL LAB		29	15	34%	44
NXGEN MDX		18	26	59%	44
SMA SPECIALTY MEDICAL LAB		1	43	98%	44
TRADITION MEDICAL CENTER LABORATORY		21	23	52%	44
QUEST TAMPA (NEW YORK ELR)		34	10	23%	44
APP-UNIPATH, LLC		42	1	2%	43
QUEST DIAGNOSTICS-N ST PETERSBURG-5TH			43	100%	43
GENESIS DIAGNOSTICS			43	100%	43
MIAMI VA HEALTHCARE SYSTEM			43	100%	43
CBS LABORATORY		1	42	98%	43
MY CLINICAL LAB			42	100%	42
LAB CORP RTP	1	2	39	93%	42
NEW YORK STATE ELR - MONTEFIORE MEDICAL CENTER LABORATORIES - MOSES		34	7	17%	41
FLORIDA HOSPITAL NEW SMYRNA		4	37	90%	41
EGLIN REGIONAL MEDICAL CENTER		4	36	90%	40
AMERICAN FAMILY PACE		9	31	78%	40
RCA LABORATORY SERVICES -- NEW YORK ELR		10	30	75%	40
GRAVITY DIAGNOSTICS, LLC		12	27	69%	39
NEW YORK STATE ELR - KALEIDA HEALTH CENTER FOR LABORATORY		35	4	10%	39
GENESIS LABORATORY MANAGEMENT		5	33	87%	38
DEVANSH LAB WERKS INC		30	8	21%	38
ST VINCENT'S BIRMINGHAM LABORATORY		37	1	3%	38
UNIVERSITY HEALTH SYSTEM INC		34	4	11%	38
GENPATH			37	100%	37
BAYFRONT		21	16	43%	37
HEALTH FIRST-PALM BAY		1	36	97%	37
CITRUS MEMORIAL HEALTH SYSTEM LAB		2	35	95%	37
CAREMOUNT MEDICAL - PATHOLOGY		36			36
CAPE CANAVERAL HOSPITAL			36	100%	36
ALLIANCE PEDIATRICS		24	12	33%	36
HUNTSVILLE HOSPITAL LABORATORY		27	9	25%	36
MEDICAL DIAGNOSTIC LAB		2	34	94%	36
VENICE REGIONAL MEDICAL LAB SERVICES			35	100%	35
CAPITAL REGIONAL MEDICAL CENTER		2	33	94%	35
IRL		4	31	89%	35
PALM BAY HOSPITAL		1	34	97%	35
ST. CLOUD MEDICAL GROUP		35			35
LAB PLUS, LLC AT SAINT THOMAS WEST HOSPITAL		26	9	26%	35
CLINICAL RESEARCH SEQUENCING PLATFORM		4	31	89%	35
ADVENTHEALTH CENTRA CARE SANFORD		11	24	69%	35
CVS PHARMACY NO 7881		33	1	3%	34
ALLIANCE OF PHYSICIANS AGAINST COVID-19			34	100%	34
NEW YORK STATE ELR - QUEST DIAGNOSTICS NICHOLS		32	2	6%	34
EXPERTUS LABORATORIES INC		13	21	62%	34

# COVID-19: testing by laboratory

Data through Aug 30, 2020 verified as of Aug 31, 2020 at 09:25 AM

Data in this report are provisional and subject to change.

The numbers in the table below represent the number of Florida and non-Florida residents for whom test results were received by the Department of Health. A person can be tested by more than one laboratory and can have both positive and negative results. **Therefore, the sum of the numbers in each column will be larger than the total number of people tested.**

Reporting lab	Inconclusive	Negative	Positive	Percent positive	Total
DESOTO MEMORIAL HOSPITAL LAB			33	100%	33
CHILDREN'S HOSPITAL OF ALABAMA		33			33
PENSACOLA PEDIATRICS		20	13	39%	33
DOC SMILEY'S URGENT CARE		4	28	88%	32
GRAVITY DIAGNOSTICS		17	15	47%	32
QUEST DIAGNOSTICS NICHOLS INSTITUTE- LPP		3	29	91%	32
LABFIRST - DEPARTMENT OF PATHOLOGY		31	1	3%	32
ST. MARYS MEDICAL CENTER		1	30	97%	31
QUEST DIAGNOSTICS-VERO BEACH-37TH ST		31			31
ASSOCIATED CLINICAL LABORATORIES		30	1	3%	31
NEW YORK STATE ELR - WHITE PLAINS HOSPITAL CENTER LAB		31			31
VA		15	16	52%	31
NEXT MOLECULAR ANALYTICS		1	29	97%	30
KENDALL REGIONAL MEDICAL CENTER LAB	3		27	90%	30
FINLAY CLINICAL LABORATORY INC		26	4	13%	30
SANFORD LABORATORIES		25	5	17%	30
LABCORP OF AMERICA		15	15	50%	30
SMA LAB		4	25	86%	29
QUEST DIAGNOSTIC INC	1	3	25	86%	29
NEW YORK STATE ELR - NEWYORK-PRESBYTERIAN/QUEENS DIAGNOSTIC		28	1	3%	29
QDX PATHOLOGY SERVICES		19	10	34%	29
RDX BIOSCIENCE,			29	100%	29
P4CLINICAL	3	2	24	83%	29
DICKERT		26	3	10%	29
DOH-WEST PALM BEACH BRANCH LABORATORY			28	100%	28
VAMC			28	100%	28
DIAGNOSTIC LABORATORY OF OKLAHOMA		26	2	7%	28
NORTH FLORIDA PEDIATRICS		1	27	96%	28
INTERLAB		1	27	96%	28
WUESTHOFF MEMORIAL HOSPITAL			27	100%	27
QUEST DIAGNOSTICS INC.			27	100%	27
SUNCOAST LABS			27	100%	27
LAB			27	100%	27
VIERA HOSPITAL			27	100%	27
INTERNAL LAB		24	3	11%	27
FHMG_CTR FOR SENIOR HEALTH		22	5	19%	27
JAMES A. HALEY VETERANS' HOSPITAL			27	100%	27
MINUTECLINIC DIAGNOSTIC OF RHODE ISLAND, LLC #729		26	1	4%	27
NEIGHBORHOOD MEDICAL CENTER		25	2	7%	27
ADVENTHEALTH PALM COAST			27	100%	27
CDC		17	9	35%	26
ST. ANTHONY'S HOSPITAL			25	100%	25
CENTRA CARE CONWAY			25	100%	25
SOFT CELL LABORATORIES		24	1	4%	25
POPLAR HEALTHCARE PLLC	1	10	13	54%	24
ELLENTON URGENT CARE			24	100%	24
NEW YORK STATE ELR - STONY BROOK UNIVERSITY MEDICAL CENTER		21	3	13%	24



# COVID-19: testing by laboratory

Data through Aug 30, 2020 verified as of Aug 31, 2020 at 09:25 AM

Data in this report are provisional and subject to change.

The numbers in the table below represent the number of Florida and non-Florida residents for whom test results were received by the Department of Health. A person can be tested by more than one laboratory and can have both positive and negative results. **Therefore, the sum of the numbers in each column will be larger than the total number of people tested.**

Reporting lab	Inconclusive	Negative	Positive	Percent positive	Total
PPD	2	19	3	13%	24
BENTON PEDIATRICS INC		16	8	33%	24
NEW YORK STATE ELR - CATHOLIC HEALTH SYSTEM DEPT LABORATORY		24			24
MINUTECLINIC DIAGNOSTIC OF MICHIGAN, PC #8029		24			24
AVENTIS BIO-SERVICES CTL		23			23
BAYFRONT HEALTH SPRING HILL		1	22	96%	23
LABORATORY DYNAMICS		20	3	13%	23
PRIDE DIAGNOSTICS		20	3	13%	23
MOLECULAR DIAGNOSTICS		1	22	96%	23
FIRST CHOICE URGENT CARE			23	100%	23
ADVENT HEALTH CENTRA CARE PALM COAST			23	100%	23
ST. JOSEPH'S HOSPITAL NORTH			22	100%	22
IPSUM DIAGNOSTICS			22	100%	22
TRUGENX			22	100%	22
PENNSYLVANIA DEPT OF HEALTH		19	3	14%	22
AMELIA MEDICAL CARE			22	100%	22
AHSE ROP		22			22
CAYUGA MEDICAL CENTER AT ITHACA		19	3	14%	22
EGL GENETIC DIAGNOSTICS		1	21	95%	22
BROWARD HEALTH CORAL SPRINGS EPIDEMIOLOGY DEPT			21	100%	21
MIAMI BEACH COMMUNITY HEALTH CENTER			21	100%	21
ADVENTHEALTH CENTRA CARE BRANDON			21	100%	21
NEW YORK STATE ELR - UNIVERSITY HOSPITAL, STONY BROOK SOUTHAMPTON		21			21
PATRICK AIR FORCE BASE		1	20	95%	21
ADVENT HEALTH FISH MEMORIAL		2	19	90%	21
HEALTH FIRST CAPE CANAVERAL HOSPITAL			21	100%	21
MOLECULAR TESTING LABS			20	100%	20
ST. CLOUD HOSPITAL		20			20
PARRISH MEDICAL CENTER		1	19	95%	20
AMERICA FAMILY CARE		9	11	55%	20
ASSOCIATED PATHOLOGISTS		16	4	20%	20
LECONTE MEDICAL CENTER LAB		16	4	20%	20
OUT OF STATE		14	6	30%	20
WUESTHOFF MEDICAL CENTER-MELBOURNE			20	100%	20
PRECISION HEALTH SOLUTIONS LAB			20	100%	20
SUNQUEST		2	17	89%	19
CENTRA CARE – SOUTH ORANGE		6	13	68%	19
INTEGRATED REGIONAL LABORATORIES - LARGO			19	100%	19
NIGHT LITE PEDIATRICS WINTER GARDEN		9	10	53%	19
MAYO CLINIC LABS - ROCHESTER SUPERIOR DRIVE		2	17	89%	19
MINI ER AND URGENT CARE		1	18	95%	19
HEALTH FIRST-VIERA HOSPITAL			19	100%	19
MED HEALTH SERVICES		18	1	5%	19
JACKSON HEALTH SYSTEM			18	100%	18
INTERCOASTAL MEDICAL GROUP			18	100%	18
TPCA CLINICAL LABORATORIES		15	3	17%	18
UNIVERSITY ALABAMA		18			18



# COVID-19: testing by laboratory

Data through Aug 30, 2020 verified as of Aug 31, 2020 at 09:25 AM

Data in this report are provisional and subject to change.

The numbers in the table below represent the number of Florida and non-Florida residents for whom test results were received by the Department of Health. A person can be tested by more than one laboratory and can have both positive and negative results. **Therefore, the sum of the numbers in each column will be larger than the total number of people tested.**

Reporting lab	Inconclusive	Negative	Positive	Percent positive	Total
EAST ALABAMA MEDICAL CENTER LABORATORY		12	6	33%	18
DOCTORS MEMORIAL HOSPITAL		8	10	56%	18
BAYFRONT HEALTH PORT CHARLOTTE			18	100%	18
PALO ALTO VA MEDICAL CENTER		1	17	94%	18
XPRESS WELLNESS URGENT CARE			18	100%	18
NEW YORK STATE ELR - WESTCHESTER MEDICAL CENTER		18			18
NEW YORK STATE ELR - WILSON MEMORIAL REGIONAL MEDICAL CENTER		17	1	6%	18
STONE WASH CLINICAL LABORATORIES		2	16	89%	18
SUNTREE INTERNAL MEDICINE		18			18
MADISON CORE LABORATORIES		17	1	6%	18
MAGNOLIA DIAGNOSTIC			18	100%	18
ST FRANCIS HOSPITAL		14	4	22%	18
NEW YORK STATE ELR - QUEST DIAGNOSTICS INCORPORATED		14	3	18%	17
AMERICAN HEALTH ASSOCIATES OF TAMPA		2	15	88%	17
WATSON CLINIC LLP SOUTH			17	100%	17
SEVEN RIVERS REGIONAL MEDICAL CENTER		4	13	76%	17
FHMG LAKE MARY PEDS		16	1	6%	17
TIDE LABORATORIES		5	12	71%	17
INTEGRITY LABORATORIES, LLC		5	12	71%	17
NEW YORK STATE ELR - BROOKDALE UNIVERSITY HOSPITAL		16	1	6%	17
CLEVELAND CLINIC FOUNDATION		9	8	47%	17
PARK WEST MEDICAL CENTER		15	1	6%	16
LABCORP - CLEARWATER		3	13	81%	16
QUEST DIAGNOSTICS NICHOLS INSTITUTE - SJC (LPP)		11	5	31%	16
LABCORP INC		3	13	81%	16
BRANCH MEDICAL CLINIC			16	100%	16
PATHGROUP			16	100%	16
BOND CLINIC		1	15	94%	16
CENTRA CARE- WINTER GARDEN			16	100%	16
CONSOLIDATED LAB SERVICES		8	8	50%	16
CONNECTICUT DEPARTMENT OF HEALTH		14	2	13%	16
TGH		1	15	94%	16
NEW YORK STATE ELR - LENOX HILL HOSPITAL		13	2	13%	15
LABORATORY OF FLORIDA			15	100%	15
FLORIDA DEPARTMENT OF HEALTH		10	5	33%	15
NEW YORK STATE ELR - ROCHESTER GENERAL HOSPITAL LABORATORY		14	1	7%	15
REDITUS LABORATORIES			15	100%	15
NORTH SHORE UNIVERSITY HOSPITAL LABORATORY		14	1	7%	15
DIATHERIX		13	2	13%	15
QUESTDIAGNOSTICS INCORPORATED		1	14	93%	15
MINUTECLINIC DIAGNOSTIC OF RHODE ISLAND, LLC #1544		15			15
NADAL PEDIATRICS - VICTORIA STREET (3385)		3	12	80%	15
ADVENTHEALTH MEDICAL GROUP		13	2	13%	15
GENEDX		9	6	40%	15
Diatherix Laboratories, LLC		5	10	67%	15
QUEST DIAGNOSTICS INCORPORATED			15	100%	15
CLINICAL PATHOLOGY LABS		1	14	93%	15

# COVID-19: testing by laboratory

Data through Aug 30, 2020 verified as of Aug 31, 2020 at 09:25 AM

Data in this report are provisional and subject to change.

The numbers in the table below represent the number of Florida and non-Florida residents for whom test results were received by the Department of Health. A person can be tested by more than one laboratory and can have both positive and negative results. **Therefore, the sum of the numbers in each column will be larger than the total number of people tested.**

Reporting lab	Inconclusive	Negative	Positive	Percent positive	Total
MEDCOMP SCIENCES			14	100%	14
DOCTORS MEMORIAL FAMILY MEDICINE			14	100%	14
SEMINOLE COUNTY HEALTH DEPARTMENT		13	1	7%	14
GOLDEN GATE FAMILY CLINIC			14	100%	14
WHITE WILSON MEDICAL CENTER CLINIC			14	100%	14
POARCH BANC CREEK INDIANS TRIBAL HEALTH DEPARTMENT			14	100%	14
HEALTH CENTRAL HOSPITAL			14	100%	14
DOCTOR'S IN HOUSE LABORATORY			14	100%	14
MILLENNIUM PHYSICIAN GROUP LCC			14	100%	14
TREE HOUSE PEDIATRICS		12	1	8%	13
TYNDALL AFB			13	100%	13
DEPARTMENT OF VETERANS AFFAIRS MEDICAL CENTER			13	100%	13
TALLAHASSEE PRIMARY CARE ASSOC, PA		12	1	8%	13
NEW YORK STATE ELR - ERIE COUNTY MEDICAL CTR CLINICAL LABS		13			13
SOUTHEAST FAMILY HEALTHCARE CENTER			13	100%	13
NEW YORK STATE ELR - BRONX LEBANON HOSPITAL-MEDICAL CENTER		12	1	8%	13
XERA MED RESEARCH			13	100%	13
ORLANDO HEALTH		2	11	85%	13
EMPIRE CITY LABORATORIES INC		1	12	92%	13
ADVANCED URGENT CARE		11	2	15%	13
UVMHC MICROBIOLOGY		12	1	8%	13
HIGHLANDS MEDICAL CENTER		13			13
BAPTIST SOUTH MEDICAL CENTER		2	11	85%	13
NEW YORK STATE ELR - SARATOGA HOSPITAL LABORATORY		11	1	8%	12
ADVENTHEALTH ZEPHYRHILLS			12	100%	12
BROWARD DIALYSIS			12	100%	12
FLORIDA STATE HOSPITAL			12	100%	12
TEN HEALTHCARE		2	10	83%	12
Point of Care Testing			12	100%	12
DOH		1	11	92%	12
TOTAL RENAL LABORATORIES INC		7	5	42%	12
LEON CHD		12			12
WESTPAC LABS		1	11	92%	12
LAKE CITY VETERANS HOSPITAL			12	100%	12
CVS PHARMACY, INC DBA CVS/PHARMACY #5685		12			12
FLORIDA DEPT OF HEALTH		4	8	67%	12
JACKSON NORTH MEDICAL CENTER		1	11	92%	12
ADVENT HEALTH CENTRA CARE- KID'S CARE		12			12
INTERLACHEN PEDIATRICS		8	4	33%	12
ST VINCENTS MEDICAL CENTER RIVERSIDE NURSING		1	11	92%	12
ACHS		2	9	82%	11
DELRAY MEDICAL CENTER LAB			11	100%	11
INDIAN RIVER MEDICAL CENTER		11			11
FUNGAL REFERENCE LABORATORY		11			11
LAB INTERMARKET FACILITY LAB			11	100%	11
LABCORP - MIAMI		4	7	64%	11
PALM BEACH PATHOLOGY		9	2	18%	11

# COVID-19: testing by laboratory

Data through Aug 30, 2020 verified as of Aug 31, 2020 at 09:25 AM

Data in this report are provisional and subject to change.

The numbers in the table below represent the number of Florida and non-Florida residents for whom test results were received by the Department of Health. A person can be tested by more than one laboratory and can have both positive and negative results. **Therefore, the sum of the numbers in each column will be larger than the total number of people tested.**

Reporting lab	Inconclusive	Negative	Positive	Percent positive	Total
AMERICAN ESOTERIC LABORATORIES			11	100%	11
COMMUNITY HEALTH CENTERS OF PINELLAS, INC.			11	100%	11
BAYCARE OUTREACH LABORATORY SERVICES		1	10	91%	11
MINUTE CLINIC LLC #2216		11			11
FAST TRACK URGENT CARE CENTER - SOUTH TAMPA			11	100%	11
SUNCOAST COMMUNITY HEALTH CENTERS PEDIATRICS		6	5	45%	11
LEE MEMORIAL HEALTH PARK LAB			11	100%	11
MINUTE CLINIC INCORPORATE		10	1	9%	11
SELECT REFERENCE LABORATORIES, LLC			11	100%	11
CENTRA CARE – SAND LAKE			11	100%	11
SHELBY COUNTY HEALTH CARE CORPORATION		8	3	27%	11
UPMC CHAUTAUQUA AT WCA LABORATORY		11			11
ADVENTHEALTH CENTRA CARE TEMPLE TERRACE			11	100%	11
ESCAMBIA COMMUNITY CLINIC			11	100%	11
ADVENTHEALTH CENTRA CARE CITRUS PARK			11	100%	11
FLORIDA COMMUNITY HEALTH CENTER OF ST. LUCIE			11	100%	11
EMERALD COAST URGENT CARE		3	7	70%	10
FAST TRACK URGENT CARE CENTER - WESLEY CHAPEL			10	100%	10
NEW YORK STATE ELR - NEW YORK CITY DEPARTMENT OF HEALTH & MENTAL		9	1	10%	10
ACADIAN DIAGNOSTIC LABORATORIES		8	2	20%	10
ADVENT HEALTH SEBRING			10	100%	10
MEDICAL LABORATORY DIAGNOSTICS			10	100%	10
THE TERRACE OF JACKSONVILLE			10	100%	10
PERSONALIZED GENETIC TESTING			10	100%	10
PHYSICIANS STAT			10	100%	10
FAST TRACK URGENT CARE CENTER - WESTCHASE			10	100%	10
NEW JERSEY DEPARTMENT OF HEALTH COMMUNICABLE DISEASE SERVICE		3	7	70%	10
BioReference Laboratories, Inc			10	100%	10
KEY PRIMARY CASE			10	100%	10
NEW YORK STATE ELR - CATHOLIC HEALTH SERVICES REGIONAL LABORATORY		8	2	20%	10
PARKWEST MEDICAL CENTER		9	1	10%	10
CORE LABORATORY		1	9	90%	10
PROMEDICA LABORATORIES		9	1	10%	10
LAKE BALDWIN CBOC		9	1	10%	10
DYNAMIC DNA LAB		1	9	90%	10
BROWARD HEALTH CARE			10	100%	10
VENICE REGIONAL MEDICAL CENTER			10	100%	10
NEW YORK STATE ELR - VASSAR BROTHERS MEDICAL CENTER LABORATORY		9			9
HEART OF FLORIDA HMA			9	100%	9
TROY REGIONAL MEDICAL CENTER		6	3	33%	9
ARCPOINT LABS - BIRMINGHAM		9			9
BAY CARE OCCUPATIONAL CLINIC			9	100%	9
HUNTINGTON HOSPITAL LABORATORY		8	1	11%	9
BAY PINES VA		1	8	89%	9
NEW YORK STATE ELR - LOURDES HOSPITAL INC		9			9
FAST TRACK URGENT CARE CENTER - BRANDON			9	100%	9
KEYS MEDICAL GROUP			9	100%	9

# COVID-19: testing by laboratory

Data through Aug 30, 2020 verified as of Aug 31, 2020 at 09:25 AM

Data in this report are provisional and subject to change.

The numbers in the table below represent the number of Florida and non-Florida residents for whom test results were received by the Department of Health. A person can be tested by more than one laboratory and can have both positive and negative results. **Therefore, the sum of the numbers in each column will be larger than the total number of people tested.**

Reporting lab	Inconclusive	Negative	Positive	Percent positive	Total
FLORIDA HOSPITAL LABS			9	100%	9
GATEWAY/ADVENT CENTRA CARE			9	100%	9
NEW YORK STATE ELR - GOOD SAMARITAN HOSPITAL LABORATORY		9			9
AFC URGENT CARE			9	100%	9
SANTA ROSA MEDICAL CENTER CLINICAL LAB		2	7	78%	9
MICHIGAN DEPARTMENT OF HEALTH AND HUMAN SERVICES			9	100%	9
POINT WASHINGTON MEDICAL CLINIC			8	100%	8
STATE LAB		1	7	88%	8
ST VINCENT'S EAST LABORATORY		7	1	13%	8
MHHS All Lab Subsection		8			8
NOAH CLINICAL LABORATORY			8	100%	8
PRATTVILLE BAPTIST HOSPITAL		7	1	13%	8
THE COMMONWEALTH OF MASSACHUSETTS			8	100%	8
ST. JOSEPH HOSPITAL AND HEALTH CARE INC.			8	100%	8
NORTH CAROLINA DEPARTMENT OF HEALTH & HUMAN SERVICES			8	100%	8
GENEUS DIAGNOSTICS			8	100%	8
COMMUNITY HEALTH CENTER		2	6	75%	8
X-GENE MOLECULAR LABS		1	7	88%	8
SYLVESTER AT PLANTATION LABORATORY		7	1	13%	8
CENTRA CARE-LBV			8	100%	8
NEW YORK STATE ELR - NORTH CENTRAL BRONX HOSP		7	1	13%	8
ADVENTHEALTH CENTRA CARE LAKE MARY		2	6	75%	8
LEE MEMORIAL LAB GULF COAST	2		6	75%	8
NEW YORK STATE ELR - ST PETER'S BENDER LABORATORY		8			8
BAYCARE LABORATORIES			8	100%	8
DOCTOR'S IN HOUSE LAB			8	100%	8
BAYONET POINT MEDICAL CENTER			8	100%	8
WOLFSON (USE BAPTIST)			8	100%	8
UMHC/SYLVESTER AT KENDALL		1	7	88%	8
SPORTS DRUG TESTING LABORATORY			8	100%	8
NEW YORK STATE ELR - JAMES J PETERS VA MEDICAL CENTER		6	2	25%	8
INTERMOUNTAIN CENTRAL LAB		1	6	86%	7
COMMUNITY HEALTH NORTHWEST FLORIDA			7	100%	7
NO NAME		5	2	29%	7
UNIVERSITY HOSPITAL - STONY BROOK EASTERN		7			7
ST CATHERINE OF SIENA HOSPITAL		7			7
MASSACHUSETTS GENERAL HOSPITAL		1	6	86%	7
FLORIDA DEPARTMENT OF HEALTH IN HILLSBOROUGH COUNTY			7	100%	7
LEE COUNTY HEALTH DEPARTMENT		4	3	43%	7
FLORIDA DEPARTMENT OF HEALTH IN LAKE COUNTY		3	4	57%	7
CREATIVE TESTING SOLUTIONS		1	6	86%	7
ARCHBOLD MEMORIAL HOSPITAL/LAB		3	4	57%	7
BIOFIRE			7	100%	7
SPECIALITY LABORATORIES,INC		6	1	14%	7
NEW YORK STATE ELR - LABORATORY ALLIANCE OF CENTRAL NEW		7			7
AIM LABORATORIES			7	100%	7
CANTON-POTSDAM HOSPITAL LABORATORY		7			7

# COVID-19: testing by laboratory

Data through Aug 30, 2020 verified as of Aug 31, 2020 at 09:25 AM

Data in this report are provisional and subject to change.

The numbers in the table below represent the number of Florida and non-Florida residents for whom test results were received by the Department of Health. A person can be tested by more than one laboratory and can have both positive and negative results. **Therefore, the sum of the numbers in each column will be larger than the total number of people tested.**

Reporting lab	Inconclusive	Negative	Positive	Percent positive	Total
ORMOND BEACH CENTRA CARE			7	100%	7
PECONIC BAY MEDICAL CENTER LABORATORY		6	1	14%	7
NEW YORK STATE ELR - HUDSON VALLEY HOSPITAL CENTER LABORATORY		6	1	14%	7
ABBOTT			7	100%	7
FLORIDA HOSPITAL KISSIMMEE		4	3	43%	7
CLEVELAND CLINIC			7	100%	7
PARAMOUNT URGENT CARE - OVIEDO		2	5	71%	7
HEALTHMARK REGIONAL HOSPITAL LAB		3	4	57%	7
NORTH BAY HOSPITAL			7	100%	7
FLORIDA CLINICAL LAB			7	100%	7
ROCKLEDGE			7	100%	7
MINUTECLINIC DIAGNOSTIC OF RHODE ISLAND, LLC #212		7			7
LONGLEAF DIAGNOSTIC LABORATORIES		2	5	71%	7
LONGWOOD FAMILY PRACTICE		7			7
NORTHWEST FLORIDA COMMUNITY HOSPITAL		1	6	86%	7
BOZEMAN HEALTH DEACONESS HOSPITAL		4	3	43%	7
NEW YORK PRESBYTERIAN - ALLEN HOSPITAL		7			7
SOUTHEAST ALABAMA MEDICAL CENTER			7	100%	7
NORTHWELL HEALTH PLAINVIEW HOSPITAL LABORATORY		5	2	29%	7
MICHIGAN DEPARTMENT OF COMMUNITY HEALTH		1	5	83%	6
COVANCE CENTRAL LABORATORY			6	100%	6
CVS PHARMACY # 10423		6			6
BOCA RATON REGIONAL HOSPITAL LAB			6	100%	6
TRUE HEALTH DIAGNOSTICS		1	5	83%	6
NEW YORK STATE ELR - JAMAICA HOSPITAL MEDICAL CENTER		6			6
BIOCEPT			6	100%	6
FAST TRACK URGENT CARE CENTER - RIVERVIEW			6	100%	6
ADVENTHEALTH CENTRA CARE ORMOND BEACH			6	100%	6
HEALTH CARE LABORATORY SERVICES			6	100%	6
TAMIAMI LAB MILLENIUM			6	100%	6
HEALTHQUEST LABORATORIES			6	100%	6
LABCORP NEW PORT RICHEY			6	100%	6
MONTEFIORE NEW ROCHELLE HOSPITAL		6			6
FLORIDA WOMAN CARE LABORATORY			6	100%	6
STATEN ISLAND UNIVERSITY HOSPITAL-POUCH		6			6
PATHOGENIUS LABORATORIES		2	4	67%	6
GENE STREET LABORATORIES, LLC		6			6
BROOKWOOD BAPTIST MEDICAL CENTER		6			6
LAB CORP OF AMERICA		2	4	67%	6
ST ELIZABETH MEDICAL CENTER LABORATORY		6			6
BAYCARE MEDICAL GROUP INC			6	100%	6
CENTRA CARE - APOPKA			6	100%	6
TOTAL ACCESS URGENT CARE			6	100%	6
QUOTIENT SCIENCES			6	100%	6
ACH			6	100%	6
ADVENTHEALTH PEDIATRICS/LAKE MARY PEDS		5	1	17%	6
ST JOSEPH HOSPITAL		5	1	17%	6



# COVID-19: testing by laboratory

Data through Aug 30, 2020 verified as of Aug 31, 2020 at 09:25 AM

Data in this report are provisional and subject to change.

The numbers in the table below represent the number of Florida and non-Florida residents for whom test results were received by the Department of Health. A person can be tested by more than one laboratory and can have both positive and negative results. **Therefore, the sum of the numbers in each column will be larger than the total number of people tested.**

Reporting lab	Inconclusive	Negative	Positive	Percent positive	Total
LABCORP BURLINGTON CYTO		5	1	17%	6
Maury Regional Hospital		4	2	33%	6
BAPTIST PRIMARY CARE		2	4	67%	6
UPMC HEALTH SYSTEM		4	1	20%	5
JFK MEDICAL CENTER NORTH LAB			5	100%	5
COMMUNITY HEALTH OF SOUTH FLORIDA			5	100%	5
Cleveland Clinic Laboratories		1	4	80%	5
COLORADO DEPARTMENT OF PUBLIC HEALTH AND ENVIRONMENT			5	100%	5
UNIPATH			5	100%	5
CHILDREN'S HOSPITAL OF PHILADELPHIA		5			5
BROWARD COUNTY HEALTH DEPT.			5	100%	5
CAPITAL HEALTH PLAN LABORATORIES			5	100%	5
CHEMISYS LABORATORIES			5	100%	5
XRL SXF REF LAB		5			5
LEHIGH VALLEY HOSPITAL		3	2	40%	5
ARNOT OGDEN MEDICAL CENTER LABORATORY		5			5
FLORIDA GULF COAST UNIVERSITY			5	100%	5
LAWTON CHILES HEALTH CENTER			5	100%	5
MANATEE PEDIATRICS			5	100%	5
THE VILLAGES CLINICAL LAB		4	1	20%	5
ASCENSION ST. VINCENT'S PRIMARY CARE			5	100%	5
ADVENTHEALTH CENTRA CARE DAYTONA BEACH			5	100%	5
AMEERAH LABS			5	100%	5
GCPM MANUAL MICROBIOLOGY			5	100%	5
AEL KNOXVILLE			5	100%	5
LABCORP DIAGNOSTICS-MIAMI		2	3	60%	5
SHELBY BAPTIST MEDICAL CENTER		2	3	60%	5
ST VINCENT'S CHILTON		4	1	20%	5
LAKELAND REGIONAL HEALTH			5	100%	5
LABCORP - NAPLES			5	100%	5
FRANCES WARDE MEDICAL LABORATORY		2	3	60%	5
INDIAN RIVER CHD VERO BEACH		4	1	20%	5
ST ANTHONY NORTH			5	100%	5
NEW YORK STATE ELR - SOUTHSIDE HOSPITAL NORTHWELL HEALTH LABORATORY		4	1	20%	5
TMH PHYSICIAN PARTNERS - MONTICELLO		5			5
BEAUMONT LABORATORY			5	100%	5
BIO-REFERENCE LABORATORIES			5	100%	5
BIOTECH			5	100%	5
DCH REGIONAL MEDICAL CENTER LABORATORY		5			5
DALE MEDICAL CENTER		2	3	60%	5
UNKNOWN LAB			5	100%	5
NICHOLS INSTITUTE QUEST DIAGNOSTICS		2	3	60%	5
DOH JACKSONVILLE CENTRAL LABORATORY		3	2	40%	5
WALGREENS #03413		2	2	50%	4
OKLAHOMA STATE UNIVERSITY DIAGNOSTIC LAB			4	100%	4
OMNICARE PHARMACY OFTEXAS 1, LP DBA OMNICARE		4			4
PRECISION LABS LLC		1	3	75%	4



# COVID-19: testing by laboratory

Data through Aug 30, 2020 verified as of Aug 31, 2020 at 09:25 AM

Data in this report are provisional and subject to change.

The numbers in the table below represent the number of Florida and non-Florida residents for whom test results were received by the Department of Health. A person can be tested by more than one laboratory and can have both positive and negative results. **Therefore, the sum of the numbers in each column will be larger than the total number of people tested.**

Reporting lab	Inconclusive	Negative	Positive	Percent positive	Total
BAY CARE			4	100%	4
NEWYORK-PRESBYTERIAN/ LAWRENCE HOSPITAL LABORATORY		4			4
BAPTIST MEDICAL CENTER EAST		2	2	50%	4
BAPTIST MEDICAL PLAZA AT DORAL URGENT CARE CENTER		4			4
ADVENT HEALTH NEW SMYRNA BEACH			4	100%	4
NEW HAMPSHIRE DEPARTMENT OF HEALTH AND HUMAN SERVICES		3	1	25%	4
NEW YORK STATE ELR - SAMARITAN HOSPITAL LABORATORY		4			4
NORTHSHORE UNIVERSITY HEALTHSYSTEM EVANSTON HOSPITAL LAB			4	100%	4
WALGREENS NO 09204		4			4
VA GULF COAST VETERANS HEALTH CARE SYSTEM			4	100%	4
WEST PACIFIC MEDICAL LABORATORY			4	100%	4
PEDIATRIC HEALTH CARE ALLIANCE			4	100%	4
PALM BAY URGENT CARE			4	100%	4
AURORA DIAGNOSTICS			4	100%	4
NEW YORK STATE ELR - BROOKLYN HOSPITAL CENTER DOWNTOWN CAMPUS		4			4
GENUS DIAGNOSTICS			4	100%	4
EXPRESS TESTING-ONE			4	100%	4
INTERMARKET FACILITY			4	100%	4
ILLINOIS DEPT OF PUBLIC HEALTH LAB - SPRINGFIELD			4	100%	4
CONNECTDX			4	100%	4
MINUTECLINIC DIAGNOSTIC OF TEXAS, LLC		4			4
QUEST DIAGNOSTIC INC TECHINICAL			4	100%	4
STATEN ISLAND UNIVERSITY HOSPITAL SEGUINE AVE		4			4
MISSOURI DEPARTMENT OF HEALTH AND SENIOR SERVICES			4	100%	4
STATEN ISLAND UNIVERSITY HOSPITAL		4			4
GULF COAST MEDICAL GROUP			4	100%	4
DAVITA LABORATORY		4			4
METHODIST MEDICAL CENTER		3	1	25%	4
METRO KNOXVILLE HMA		4			4
COVENIENT CARE MEDICAL CLINIC			4	100%	4
SENIOR HEALTH OF WINTER PARK DUNDEE		4			4
QUEST DIAGNOSTICS- MELBOURNE			4	100%	4
METROPOLITAN HOSPITAL CENTER		4			4
EMERGENCY MEDICAL CENTER			4	100%	4
GENUS3		1	3	75%	4
MALABAR/ADVENT CENTRA CARE			4	100%	4
MAINSTREET FAMILY CARE		1	3	75%	4
MAKO MEDICAL LABORATORIES		1	3	75%	4
SOUTHWESTERN REGIONAL MEDICAL CENTER - TULSA		4			4
TA LABCORP TAMPA			4	100%	4
IRL MARKET LAB			4	100%	4
MEDLOGIC, LLC		1	3	75%	4
THOMAS JEFFERSON UNIVERSITY HOSPITAL		4			4
CENTRA CARE HUNTER'S CREEK			4	100%	4
DTR LABS		3	1	25%	4
FISHERMEN'S HOSPITAL			4	100%	4
FINLAY C. LABORATORY		3	1	25%	4

# COVID-19: testing by laboratory

Data through Aug 30, 2020 verified as of Aug 31, 2020 at 09:25 AM

Data in this report are provisional and subject to change.

The numbers in the table below represent the number of Florida and non-Florida residents for whom test results were received by the Department of Health. A person can be tested by more than one laboratory and can have both positive and negative results. **Therefore, the sum of the numbers in each column will be larger than the total number of people tested.**

Reporting lab	Inconclusive	Negative	Positive	Percent positive	Total
DORAL URGENT CARE			4	100%	4
CENTURY HEALTH AND REHABILITATION CENTER			4	100%	4
LINCOLN MEDICAL AND MENTAL HEALTH CENTER		4			4
FLORIDA HOSPITAL		1	3	75%	4
QUEST DIAGNOSTIC			4	100%	4
MD LABS		2	2	50%	4
NITE LITE PEDIATRICS - PORT ST. LUCIE		2	1	33%	3
PENNSYLVANIA DEPARTMENT OF HEALTH BUREAU OF LABORATORIES			3	100%	3
WAKEMED		1	2	67%	3
ST LUKES HOSPITAL LABORATORY		2	1	33%	3
BAYCARE OUTREACH LABORATORY HOSPITAL			3	100%	3
PRECISION GENETICS			3	100%	3
RIVERVIEW REGIONAL MEDICAL CENTER		3			3
PATIENT FIRST - ALLENTOWN			3	100%	3
BARONESS ERLANGER HOSPITAL		3			3
BAY CARE LAB SERVICES/ST. ANTHONY'S HOSPITAL			3	100%	3
ROCKLEDGE FAMILY HEALTH			3	100%	3
NORTH BROWARD HOSPITAL DISTRICT HEALTHCARE FOR THE HOMELESS			3	100%	3
SIGNATURE CARE PFLUGERVILLE			3	100%	3
EISENHOWER ARMY MEDICAL CENTER			3	100%	3
MARSHALL MEDICAL CENTER SOUTH LAB		2	1	33%	3
LAKE MARY KIDS CENTRA CARE			3	100%	3
LAKE WALES MEDICAL CENTER INC			3	100%	3
FLORIDA PEDIATRICS			3	100%	3
SAMARITAN MEDICAL CENTER		3			3
SANFORD MOBILE LAB		1	2	67%	3
SCIENTIFIC LABORATORY DIVISION			3	100%	3
WATAUGA MEDICAL CENTER		1	2	67%	3
FLORIDA CLINICAL LABORATORY - BIOREFERENCE LABORATORIES		2	1	33%	3
SUNCOAST URGENT CARE			3	100%	3
ALACHUA COUNTY HEALTH DEPARTMENT			3	100%	3
NOVANT HEALTH INPATIENT CARE			3	100%	3
AMERICAN FAMILY CARE- ORANGE BEACH			3	100%	3
WESLEY CHAPEL INTERNAL MEDICINE AND PEDIATRICS			3	100%	3
PINELLAS COUNTY HEALTH DEPARTMENT		2	1	33%	3
TELEVISIT MALABAR PEDIATRICS			3	100%	3
NORTH NAPLES HOSPITAL RESPIRATORY THERAPY DEPARTMENT			3	100%	3
WALGREENS #11293		3			3
NORTH FLORIDA PEDIATRICS JASPER			3	100%	3
LABCORP RARITAN		3			3
WALGREENS #10775		3			3
TANNER MEDICAL CENTER EAST AL		3			3
NORTHERN DUTCHESS HOSPITAL LABORATORY		3			3
FAMILY AND INTERNAL MEDICINE AT AVALON PARK		3			3
FAMILY HEALTH CENTERS OF SWF LABS			3	100%	3
WALGREENS #17132		3			3
WALGREENS #5317		3			3

# COVID-19: testing by laboratory

Data through Aug 30, 2020 verified as of Aug 31, 2020 at 09:25 AM

Data in this report are provisional and subject to change.

The numbers in the table below represent the number of Florida and non-Florida residents for whom test results were received by the Department of Health. A person can be tested by more than one laboratory and can have both positive and negative results. **Therefore, the sum of the numbers in each column will be larger than the total number of people tested.**

Reporting lab	Inconclusive	Negative	Positive	Percent positive	Total
EXOSOME DIAGNOSTICS		3			3
VA OUTPATIENT			3	100%	3
PROMEDICA LABORATORIES		3			3
PALMS WEST HOSPITAL			3	100%	3
UNIVERSITY OF CHICAGO MEDICAL CENTER LAB			3	100%	3
IOWA DEPARTMENT OF PUBLIC HEALTH			3	100%	3
ACCESS HEALTH CARE		2	1	33%	3
SSM HEALTH ST LOUIS MICROBIOLOGY LABORATORY		1	2	67%	3
UCLA HEALTHCARE CLINICAL LABS			3	100%	3
PRIMARY CARE OF THE TREASURE COAST			3	100%	3
BIODESIX, INC.		3			3
MI2297090CV HOLLAND-23D2189684		3			3
ADVANCED LAB			3	100%	3
CORAL GABLES HOSPITAL			3	100%	3
MIAMI CANCER INSTITUTE			3	100%	3
JOE DIMAGGIO CHILDREN'S HOSPITAL		1	2	67%	3
CENTRA CARE – LAKE NONA		1	2	67%	3
MONTEFIORE ST LUKE'S CORNWALL HOSPITAL		2	1	33%	3
NAPHCARE, INC.			3	100%	3
UNIVERSITY OF WEST FLORIDA STUDENT HEALTH SERVICES			3	100%	3
MOUNT DORA PEDIATRICS		3			3
CELAL GUROL ERBAY, MD			3	100%	3
QUATRACOR PLLC		3			3
AARK LABORATORY		3			3
CENTRAL FLORIDA HEALTH CARE INC			3	100%	3
PUBLIC HEALTH LAB		3			3
JACKSON SOUTH COMMUNITY HOSPITAL LAB			3	100%	3
CALHOUN LIBERTY HOSPITAL			3	100%	3
CAPTAIN JAMES A. LOVELL FEDERAL HEALTHCARE CENTER			3	100%	3
CAPE COD HOSPITAL			3	100%	3
MONTANA PUBLIC HEALTH LAB			3	100%	3
QUEST ELR		2	1	33%	3
BAYFRONT HEALTH PUNTA GORDA			3	100%	3
DOCTORS URGENT CARE			3	100%	3
DEACONESS HOSPITAL			3	100%	3
ILLINOIS DEPARTMENT OF PUBLIC HEALTH			3	100%	3
SONIC REFERENCE LABORATORY			3	100%	3
VIRTUA VOORHEES HOSPITAL		3			3
DOCTOR'S IN-HOUSE LAB/COMMUNITY HEALTH CENTERS OF PINELLAS –PINELLAS P			3	100%	3
TIMBER RIDGE LABORATORY			3	100%	3
KEY WEST URGENT CARE, INC		3			3
NEW YORK STATE ELR - ORANGE REGIONAL MEDICAL CENTER LABORATORY		3			3
VIRGINIA DIVISION OF CONSOLIDATED LABORATORIES			3	100%	3
UAB		2	1	33%	3
NEW YORK STATE ELR - LONG ISLAND JEWISH MED CTR		3			3
JOHNS HOPKINS MEDICAL LABORATORIES		1	2	67%	3
VIRACOR		2	1	33%	3

# COVID-19: testing by laboratory

Data through Aug 30, 2020 verified as of Aug 31, 2020 at 09:25 AM

Data in this report are provisional and subject to change.

The numbers in the table below represent the number of Florida and non-Florida residents for whom test results were received by the Department of Health. A person can be tested by more than one laboratory and can have both positive and negative results. **Therefore, the sum of the numbers in each column will be larger than the total number of people tested.**

Reporting lab	Inconclusive	Negative	Positive	Percent positive	Total
COUNTY OF LOS ANGELES			3	100%	3
NEW YORK STATE ELR - JACOBI MEDICAL CENTER		3			3
SOUTH GEORGIA MEDICAL CENTER			3	100%	3
BEEBE MEDICAL CENTER LABORATORY		3			3
DOH-TAMPA BRANCH LABORATORY (MLK BLVD)			3	100%	3
WOODHULL MEDICAL AND MENTAL HEALTH CTR		3			3
PALM BEACH COUNTY HEALTH DEPARTMENT LABORATORY			3	100%	3
SPARROW CENTRAL LAB			2	100%	2
ST JOSEPHS CHILDRENS HOSPITAL OUTREACH			2	100%	2
ST PETERSBURG PEDIATRICS-EAST BAY			2	100%	2
SARNO EXTENDED HOURS			2	100%	2
ST JOSEPH WOMENS HOSPITAL			2	100%	2
PATHLINE			2	100%	2
WHOLE CHILD PEDIATRICS			2	100%	2
ST. JOSEPH REGIONAL MEDICAL CENTER			2	100%	2
ST CHARLES HOSPITAL LABORATORY		2			2
SOUTHEAST GEORGIA HEALTH SYSTEM			2	100%	2
WIMAUMA COMMUNITY HEALTH CENTER		1	1	50%	2
SCDHEC BUREAU OF LABORATORIES			2	100%	2
PCB CLINIC			2	100%	2
SOUTHEASTERN PEDIATRIC ASSOCIATES			2	100%	2
SHARP MEMORIAL HOSPITAL MICROBIOLOGY DEPT			2	100%	2
QUEST DIAGNOSTICS-OCALA-SE 3RD		2			2
TUFTS MEDICAL CENTER			2	100%	2
UC CORAL GABLES			2	100%	2
UK HEALTHCARE			2	100%	2
VAVA PARTNERS LLC		2			2
PREMIER MEDICAL LABORATORY			2	100%	2
QUEST DIAGNOSTICS-OCALA-SW HIGHWAY 200		2			2
VIGILINT HEALTHCARE		1	1	50%	2
VIDANT MEDICAL CENTER			2	100%	2
VERMONT DEPARTMENT OF HEALTH LABORATORY		1	1	50%	2
PREMIER LABORATORY SERVICES, LLC			2	100%	2
UNIVERSITY HOSPITAL			2	100%	2
UNIVERSITY OF WASHINGTON MEDICAL CENTER			2	100%	2
QUEST DIAGNOSITCS INCORPORATED			2	100%	2
UT MEMPHIS UNIVERSITY HEALTH SERVICES			2	100%	2
QUEENS HOSPITAL CENTER		2			2
URGENT CARE TCMA			2	100%	2
UNIVERSITY OF MIAMI			2	100%	2
UNIVERSITY OF KANSAS MEDICAL CENTER			2	100%	2
UNIVERSITY HOSPITAL OF BROOKLYN		2			2
UNIVERSITY OF MARYLAND MEDICAL CENTER			2	100%	2
VA HOSPITAL			2	100%	2
PTC LABORATORIES			2	100%	2
TREASURE COAST COMMUNITY HEALTH			2	100%	2
PIEDMONT HOSPITAL LAB			2	100%	2

# COVID-19: testing by laboratory

Data through Aug 30, 2020 verified as of Aug 31, 2020 at 09:25 AM

Data in this report are provisional and subject to change.

The numbers in the table below represent the number of Florida and non-Florida residents for whom test results were received by the Department of Health. A person can be tested by more than one laboratory and can have both positive and negative results. **Therefore, the sum of the numbers in each column will be larger than the total number of people tested.**

Reporting lab	Inconclusive	Negative	Positive	Percent positive	Total
SANFORD REGIONAL HOSPITAL WORTHINGTON		2			2
WALGREENS #6637		2			2
WALGREENS #07388		2			2
WALGREENS #09353		2			2
SANFORD SOUTH UNIVERSITY		2			2
PHOSPHORUS DIAGNOSTICS			2	100%	2
SARASOTA MEMORIAL MEDICAL URGENT CARE CENTER			2	100%	2
PHYSICIANS IMMEDIATE CARE AURORA			2	100%	2
TALLAHASSEE MEMORIAL HEALTHCARE FAMILY MED RESIDENCY			2	100%	2
PHYSICIANS LABORATORY SERVICES			2	100%	2
WALGREENS #04834		2			2
VRL EUROFINs			2	100%	2
THOMAS LANGLEY			2	100%	2
VISITING PHYSICIANS ASSOCIATION LABORATORY		2			2
VIRTUA MEMORIAL HOSPITAL BURLINGTON COUNTY			2	100%	2
TITUSVILLE/ADVENT CENTRA CARE			2	100%	2
RICHMOND UNIVERSITY MEDICAL CENTER		1	1	50%	2
ROCKEFELLER UNIVERSITY CLINICAL GENOMICS LABORATOR		2			2
RUSH UNIVERSITY MEDICAL CENTER LABORATORY			2	100%	2
WALGREENS # 03852		2			2
THE UNIVERSITY OF VERMONT MEDICAL CENTER		2			2
RIVERSIDE MEDICAL GROUP		1	1	50%	2
LEGACY LABORATORY SERVICES			2	100%	2
LINCOLN DIAGNOSTIC LAB		2			2
LEESBURG REGIONAL MEDICAL CENTER		1	1	50%	2
CARL R DARNALL ARMY MEDICAL CENTER			2	100%	2
LOWELL GENERAL HOSPITAL			2	100%	2
MAILBOX DIAGNOSTICS		1	1	50%	2
BROAD INSTITUTE CLINICAL SEQUENCING RESEARCH PLATFORM		1	1	50%	2
CAREWELL 301 - WARWICK			2	100%	2
FCHC (OB)-DARWIN SQUARE CTR.			2	100%	2
CELERION			2	100%	2
LABCORP - LEESBURG			2	100%	2
LABCORP - OHIO			2	100%	2
LAB CORP PHOENIX			2	100%	2
LABCORP - BRANDON		2			2
LABCORP - ORLANDO		1	1	50%	2
LABCORP PHOENIX			2	100%	2
LABCORP SOUTH CHARLESTON			2	100%	2
LABCORP - PALM BEACH GARDENS			2	100%	2
LABCORP - STUART		1	1	50%	2
BAYFRONT MEDICAL			2	100%	2
MINUTECLINIC DIAGNOSTIC		1	1	50%	2
MEMORIAL SLOAN KETTERING CANCER CENTER		1	1	50%	2
MIDMICHIGAN MEDICAL CENTER			2	100%	2
MINUTECLINIC DIAGNOSTIC OF ILLINOIS		2			2
MONROE COUNTY HOSPITAL		2			2



# COVID-19: testing by laboratory

Data through Aug 30, 2020 verified as of Aug 31, 2020 at 09:25 AM

Data in this report are provisional and subject to change.

The numbers in the table below represent the number of Florida and non-Florida residents for whom test results were received by the Department of Health. A person can be tested by more than one laboratory and can have both positive and negative results. **Therefore, the sum of the numbers in each column will be larger than the total number of people tested.**

Reporting lab	Inconclusive	Negative	Positive	Percent positive	Total
NATIONWIDE LABORATORY SERVICES		1	1	50%	2
MINUTECLINIC DIAGNOSTIC OF RHODE ISLAND, LLC #590		2			2
MOLECULAR PATHOLOGY LABORATORY			2	100%	2
MEMORIAL HERMANN CONSOLIDATED LABORATORY SERVICES			2	100%	2
BLOUNT MEMORIAL HOSPITAL		2			2
BIRMINGHAM VAMC		1	1	50%	2
YORK HOSPITAL - LABORATORY			2	100%	2
MAYO			2	100%	2
MEDICAL CENTER AT OCEAN REEF		1	1	50%	2
MEDRITE			2	100%	2
BETH ISRAEL DEACONESS MEDICAL CENTER			2	100%	2
BIO-TECH CLINICAL LABORATORIES			2	100%	2
BFT LAB			2	100%	2
DYNACARE LABORATORIES			2	100%	2
GEORGIA DEPARTMENT OF PUBLIC HEALTH			2	100%	2
EGL GENETICS DIAGNOSTICS			2	100%	2
GEISINGER MEDICAL CENTER		2			2
GRAND ST PAUL CVS		2			2
DEPARTMENT OF VETERANS AFFAIRS ORLANDO MEDICAL CENTER			2	100%	2
HEALTH FIRST IBM-UX			2	100%	2
GUTHRIE MEDICAL GROUP LABORATORIES		2			2
DMH STEINHATCHEE FAMILY MEDICINE			2	100%	2
GALEN BAYLOR EXTENSION		2			2
EVERLYWELL		2			2
FLORIDA HEALTH CARE PLANS			2	100%	2
EXECUTIVE MEDICAL SERVICES		2			2
FLORIDA CLINICAL LABORATORY INC			2	100%	2
ERIE COUNTY MEDICAL CTR CLINICAL LABS		2			2
FLORIDA MEDICAL CLINIC PA		2			2
FORT SANDERS REGIONAL LABORATORY		2			2
ENGLEWOOD HOSPITAL AND MEDICAL CENTER			2	100%	2
EMORY UNIVERSITY HOSPITAL			2	100%	2
COLLIER COUNTY HEALTH DEPT.			2	100%	2
JOHN D. ARCHBOLD MEM. HOSPITAL			2	100%	2
JACKSON LABORATORY OF GENOMIC MEDICINE		2			2
COLORADO DEPARTMENT OF HEALTH LABORATORY SERVICES DIVISION			2	100%	2
JOHNSON CITY MEDICAL CENTER		1	1	50%	2
KETTERING HEALTH			2	100%	2
Cleveland Clinic Weston			2	100%	2
JRS LABORATORY			2	100%	2
COASTAL MEDICAL LAB			2	100%	2
IU HEALTH PATHOLOGY			2	100%	2
CVS/PHARMACY #10373		2			2
CVS PHARMACY, INC DBA CVS/PHARMACY #10581		2			2
HELIX DIAGNOSTICS			2	100%	2
HOME ACCESS HEALTH			2	100%	2
CORE BIO LABS			2	100%	2



# COVID-19: testing by laboratory

Data through Aug 30, 2020 verified as of Aug 31, 2020 at 09:25 AM

Data in this report are provisional and subject to change.

The numbers in the table below represent the number of Florida and non-Florida residents for whom test results were received by the Department of Health. A person can be tested by more than one laboratory and can have both positive and negative results. **Therefore, the sum of the numbers in each column will be larger than the total number of people tested.**

Reporting lab	Inconclusive	Negative	Positive	Percent positive	Total
CONEMAUGH MEMORIAL MEDICAL CENTER		2			2
COMPUNET CLINICAL LAB			2	100%	2
CONSOLIDATED LABORATORY SERVICES			2	100%	2
INTERNAL MEDICINE ASSOCIATES-DUNELLON			2	100%	2
ALLIANCE LABS @LRMC			2	100%	2
ADVANCED URGENT CARE CENTER OF THE UPPER KEYS			2	100%	2
NEW YORK STATE ELR - BELLEVUE HOSPITAL CENTER DEPARTMENT		2			2
NEW YORK STATE ELR - AUBURN COMMUNITY HOSPITAL		2			2
ARNOLD PALMER HOSPITAL LABORATORY			2	100%	2
OKLAHOMA STATE DEPARTMENT OF HEALTH-PUBLIC HEALTH LABORATORY			2	100%	2
ADVANCED MEDICAL CARE			2	100%	2
ANGEL KIDS PEDIATRICS-BARTRAM PARK		2			2
ONSLOW MEMORIAL HOSPITAL LABORATORY		2			2
NEW YORK STATE ELR - LONG ISLAND JEWISH VALLEY STREAM		2			2
ALABAMA DEPARTMENT OF PUBLIC HEALTH			2	100%	2
NOVADX		2			2
OMNI			2	100%	2
NEW YORK STATE ELR - ERIE COUNTY PUBLIC HEALTH CLINICAL		2			2
NOT INDICATED			2	100%	2
NEW YORK STATE ELR - COLUMBIA MEMORIAL HOSPITAL LABORATORY		2			2
OMNICARE PHARMACY OF TEXAS 1		2			2
NEW YORK STATE ELR - GLENS FALLS HOSPITAL DEPARTMENT OF PATHOLOGY		2			2
NOVANT HEALTH GOHEALTH URGENT CARE-HARRISBURG			2	100%	2
OHIO DEPARTMENT OF HEALTH LABORATORY		2			2
NLC LABS			2	100%	2
NORTHERN LIGHT LABORATORY			2	100%	2
NEBRASKA MEDICAL CENTER			2	100%	2
AMERICAN MEDICAL LABORATORIES			2	100%	2
OHIO STATE UNIVERSITY MEDICAL CENTER			2	100%	2
NORTHWESTERN MEMORIAL HOSPITAL			2	100%	2
MADISON COUNTY MEMORIAL HOSP		1	1	50%	2
NEW YORK STATE ELR - NEW YORK PRESBYTERIAN-LOWER MANHATTAN		2			2
ALTRU DIAGNOSTICS INC			2	100%	2
NORTH DAKOTA DEPT OF HEALTH MICROBIOLOGY			2	100%	2
NEW YORK STATE DEPARTMENT OF HEALTH		1	1	50%	2
ALVERNO CLINICAL LABORATORIES			2	100%	2
ACL LABORATORIES INDUSTRIAL TOXICOLOGY			2	100%	2
CVS UT2297068CV SALT LAKE CITY		1			1
DE TAR HOSPITAL			1	100%	1
CVS/PHARMACY #12000		1			1
DEKALB MEDICAL CENTER LABORATORY			1	100%	1
AFC PATRIOT URGENT CARE			1	100%	1
CQUENTIA NGS, LLC			1	100%	1
UF KANAPAHA LAB BEAKER		1			1
AFFINITY URGENT CARE			1	100%	1
TRUMAN MEDICAL CENTER - HOSPITAL HILL			1	100%	1
DALLAS MEDICAL CENTER			1	100%	1

# COVID-19: testing by laboratory

Data through Aug 30, 2020 verified as of Aug 31, 2020 at 09:25 AM

Data in this report are provisional and subject to change.

The numbers in the table below represent the number of Florida and non-Florida residents for whom test results were received by the Department of Health. A person can be tested by more than one laboratory and can have both positive and negative results. **Therefore, the sum of the numbers in each column will be larger than the total number of people tested.**

Reporting lab	Inconclusive	Negative	Positive	Percent positive	Total
AFFILIATED LABORATORIES INC			1	100%	1
DACH MAIN LAB			1	100%	1
CLIFTON-FINE HOSPITAL LABORATORY		1			1
AMD			1	100%	1
CLINICAL LABORATORY SERVICES			1	100%	1
UNITED LABORATORY SERVICE			1	100%	1
UNITED MEMORIAL MEDICAL CENTER			1	100%	1
WEST			1	100%	1
UNIVERSITY HOSPITALS OF CLEVELAND			1	100%	1
UNIVERSITY LAB			1	100%	1
CITRUS PARK			1	100%	1
CLEVELAND CLINIC OHIO LABORATORIES			1	100%	1
AMERICAN FAMILY CARE			1	100%	1
ALABAMA REFERENCE LAB			1	100%	1
UNC HOSPITAL/MCLENDON CLINICAL LABORATORIES			1	100%	1
WEST VIRGINIA UNIVERSITY HOSPITALS			1	100%	1
CONEY ISLAND HOSPITAL		1			1
COMMONWEALTH OF MASSACHUSETTS			1	100%	1
CHP COVID-19 (TX)			1	100%	1
WEST KENDALL HOSPITAL			1	100%	1
UNITED HEALTHCARE			1	100%	1
COCOA BEACH/ADVENT CENTRA		1			1
UNITED CLINICAL LABORATORIES			1	100%	1
ALLIANCE LABORATORY SERVICES			1	100%	1
ELMHURST MEMORIAL HOSPITAL			1	100%	1
ADVANCED MEDICAL LABORATORIES (AML)			1	100%	1
TEXAS DEPARTMENT OF STATE HEALTH SERVICES			1	100%	1
TENNESSEE DOH - KNOXVILLE			1	100%	1
ADVANCED LABORATORY SERVICES			1	100%	1
TENNOVA HEALTHCARE - CLEVELAND			1	100%	1
EDGAR PRICE FAMILY & CHILDREN HEALTHCARE CENTER			1	100%	1
THE HEART HOSPITAL BAYLOR PLANO			1	100%	1
EDEN SPRINGS NURSING AND REHAB CENTER			1	100%	1
ELITE CARE			1	100%	1
ADVANCED URGENT CARE OF MARATHON			1	100%	1
THE CHILDREN'S HOSPITAL OF PHILADELPHIA		1			1
WYOMING PUBLIC HEALTH LAB			1	100%	1
EXPRESS GENE MOLECULAR DIAGNOSTICS LABORATORY			1	100%	1
TAMPA		1			1
ABSOLUTE HEALTH INTERNAL MED & PEDIATRICS			1	100%	1
MARYLAND DEPARTMENT OF HEALTH AND MENTAL HYGIENE-LABORATORIES			1	100%	1
FALMOUTH BY THE SEA			1	100%	1
EXPRESS LAB LIVINGSTON			1	100%	1
ACCESSLAB		1			1
ETHOS LABORATORIES		1			1
ESOTERIC LAB			1	100%	1
EXCEL URGENT CARE OF NJ			1	100%	1

# COVID-19: testing by laboratory

Data through Aug 30, 2020 verified as of Aug 31, 2020 at 09:25 AM

Data in this report are provisional and subject to change.

The numbers in the table below represent the number of Florida and non-Florida residents for whom test results were received by the Department of Health. A person can be tested by more than one laboratory and can have both positive and negative results. **Therefore, the sum of the numbers in each column will be larger than the total number of people tested.**

Reporting lab	Inconclusive	Negative	Positive	Percent positive	Total
ACCESS HEALTH CARE PHYSICIANS			1	100%	1
TAMPA GENERAL MEDICAL GROUP LABORATORY HEALTHPARK			1	100%	1
DHEC - S.C PUBLIC HEALTH LAB			1	100%	1
DERMDX, DIV OF AURORA DIAGNOSTICS/BERNHARDT LAB		1			1
WILMINGTON VA MEDICAL CENTER			1	100%	1
DOCTOR'S WALK-IN CLINIC / QUEST DIAGNOSTICS			1	100%	1
TMH EC NORTHEAST LABORATORY			1	100%	1
DOCS URGENT CARE			1	100%	1
DELAWARE DIAGNOSTICS LABS			1	100%	1
ADVENTIST HINSDALE HOSPITAL LABORATORY			1	100%	1
TRINITAS REGIONAL MEDICAL CENTER			1	100%	1
DEPARTMENT OF PATHOLOGY ROME MEMORIAL		1			1
DEPARTMENT OF HEALTH AND HUMAN SERVICES DIVISION OF BEHAVIORAL HEALTH		1			1
WILLIAM A HINTON STATE LABORATORY INSTITUTE			1	100%	1
ADVENTHEALTH CENTRA CARE - KID'S CARE			1	100%	1
DUKE HEALTH REGIONAL HOSPITAL			1	100%	1
DSI LABORATORIES-NAPLES-7TH			1	100%	1
DOTHAN PEDIATRIC CLINIC			1	100%	1
ECLRS			1	100%	1
EAST TENNESSEE STATE UNIVERSITY		1			1
THE WOLFF CENTER FOR CHILD & ADOLESCENT HEALTH			1	100%	1
DOCTOR'S IN-HOUSE LAB/COMMUNITY HEALTH CENTERS OF PINELLAS – JOHNNIE R			1	100%	1
TIMPANOGOS REGIONAL HOSPITAL			1	100%	1
TITUSVILLE FAMILY PRACTICE			1	100%	1
ADVENT HEALTH PRIMARY CARE AT OWASA			1	100%	1
DOCTORS CLINICAL LABORATORY, INC			1	100%	1
TIEHH BIOTERRORISM RESPONSE LAB			1	100%	1
AVERA ST. MARY'S HOSPITAL			1	100%	1
AZALEA HEALTH			1	100%	1
BAPTIST ER TOWN CTR			1	100%	1
VAULT MEDICAL SERVICES			1	100%	1
BIODORON LABORATORIES			1	100%	1
VELOCITY CARE			1	100%	1
BEAUMONT REFERENCE LABORATORY			1	100%	1
BEAUMONT HOSPITAL, GROSSE POINTE			1	100%	1
BEAUFORT MEMORIAL			1	100%	1
BERKSHIRE MEDICAL CENTER			1	100%	1
VETERANS OUTPATIENT CLINIC			1	100%	1
BELLIN HEALTH LAB			1	100%	1
VAULT HEALTH			1	100%	1
VA OUT PATIENT CENTER			1	100%	1
BOSTON MEDICAL CENTER			1	100%	1
VA OUTPATIENT CLINIC			1	100%	1
VA HOSPITAL PATH & LAB			1	100%	1
BRANDON OUTREACH CLINIC			1	100%	1
WALGREENS #19348		1			1
BLUEWATER TOXICOLOGY			1	100%	1

# COVID-19: testing by laboratory

Data through Aug 30, 2020 verified as of Aug 31, 2020 at 09:25 AM

Data in this report are provisional and subject to change.

The numbers in the table below represent the number of Florida and non-Florida residents for whom test results were received by the Department of Health. A person can be tested by more than one laboratory and can have both positive and negative results. **Therefore, the sum of the numbers in each column will be larger than the total number of people tested.**

Reporting lab	Inconclusive	Negative	Positive	Percent positive	Total
BLOOD SYSTEMS LABORATORIES			1	100%	1
BIOMERIEUX			1	100%	1
VAIL VALLEY MEDICAL CENTER			1	100%	1
VALLEY HOSPITAL MEDICAL CENTER		1			1
BMC/JACSONVILLE		1			1
BAYSTATE MEDICAL CENTER			1	100%	1
WALGREENS #05362		1			1
BASCOM PALMER-MICRO LAB			1	100%	1
BARDMOOR LABORATORY			1	100%	1
VIVEX/UMTB BIOMEDICAL			1	100%	1
BAYCARE MEDICAL GROUP			1	100%	1
BAYCARE ALLIANT HOSPITAL			1	100%	1
BAPTIST HEALTH URGENT CARE AT UNIVERSITY CENTRE			1	100%	1
WALGREENS #04417		1			1
BAPTIST HEALTH URGENT CARE AT KENDALL LAKES			1	100%	1
BARBARA O'REILLY MD PA		1			1
WALGREENS # 7308		1			1
WALGREENS #03136		1			1
VITAE DIAGNOSTICS			1	100%	1
VIRGINIA DEPT OF HEALTH OFFICE OF EPIDEMIOLOGY			1	100%	1
BAYLOR ESOTERIC AND MOLECULAR LAB			1	100%	1
WALGREENS #10275		1			1
BAYSHORE LABORATORY			1	100%	1
Viracor Eurofins			1	100%	1
BAYONET POINT HOSPITAL LAB			1	100%	1
BAPTIST HEALTH MEDICAL CENTER			1	100%	1
WALGREENS #06961		1			1
BAYCARE OUTREACH LAB			1	100%	1
BAYLOR COLLEGE OF MEDICINE			1	100%	1
BAPTIST HEALTH EXPRESS CARE AT KEY BISCAYNE			1	100%	1
BAYFRONT HEALTH DADE CITY			1	100%	1
APS-SUMMIT CARE PHARMACY, LLC DBA OMNICARE		1			1
UNK			1	100%	1
CELEBRATION HOSPITAL			1	100%	1
UNIVERSITY OF MISSOURI HEALTH CARE			1	100%	1
CENTRA CARE KIDS WINTER PARK			1	100%	1
APPALACHIAN REGIONAL HEALTHCARE SYSTEM		1			1
CATHOLIC HEALTH SYSTEM DEPT LABORATORY		1			1
CAROMONT HEALTH			1	100%	1
UPMC NORTHWEST HOSPITAL			1	100%	1
CEDARS-SINAI MEDICAL CENTER			1	100%	1
UNKNOWN - MI			1	100%	1
CBC LAB			1	100%	1
CENTRAL FLORIDA PEDIATRICS			1	100%	1
UNIVERSITY OF FLORIDA LAB-OUTPATIENT			1	100%	1
UNIVERSITY OF IOWA HOSPITALS & CLINICS			1	100%	1
WELLOW URGENT CARE		1			1

# COVID-19: testing by laboratory

Data through Aug 30, 2020 verified as of Aug 31, 2020 at 09:25 AM

Data in this report are provisional and subject to change.

The numbers in the table below represent the number of Florida and non-Florida residents for whom test results were received by the Department of Health. A person can be tested by more than one laboratory and can have both positive and negative results. **Therefore, the sum of the numbers in each column will be larger than the total number of people tested.**

Reporting lab	Inconclusive	Negative	Positive	Percent positive	Total
UNIVERSITY OF BALTIMORE WASHINGTON MEDICAL CENTER			1	100%	1
CHIEFLAND MEDICAL CENTER			1	100%	1
UNIVERSITY OF FLORIDA			1	100%	1
CGH MEDICAL CENTER			1	100%	1
UNIVERSITY OF MIAMI HEPATOLOGY DIAGNOSTIC LABORATORY			1	100%	1
CFCH - FROSTPROOF			1	100%	1
WELLINGTON WEST 100176			1	100%	1
CHATSWORTH ASSISTED LIVING COMMUNITY AT PGA NATIONAL			1	100%	1
CHARLOTTE CHD PORT CHARLOTTE		1			1
UPSON REGIONAL MEDICAL CENTER			1	100%	1
ATHENS LIMESTONE HOSPITAL		1			1
UTMB PATHOLOGY CLINICAL SERVICES LABORATORY			1	100%	1
BROOKSVILLE REGIONAL HOSPITAL			1	100%	1
UT AUSTIN UNIVERSITY HEALTH SERVICES			1	100%	1
CAH ACQUISITION COMPANY 11 LLC			1	100%	1
UT SOUTHWESTERN MEDICAL CENTER			1	100%	1
BRISTOL REGINAL MEDICAL CENTER			1	100%	1
AUSTIN REGIONAL CLINIC MICROBIOLOGY LAB			1	100%	1
BRANDON REGIONAL EMERGENCY CTR			1	100%	1
UW HOSPITAL AND CLINICS			1	100%	1
VA COMMUNITY CLINIC			1	100%	1
VA GREATER LOS ANGELES HEALTH CARE SYSTEM			1	100%	1
CALIFORNIA PUBLIC HEALTH LABORATORY			1	100%	1
WARD MEMORIAL HOSPITAL		1			1
Walker BaptistMedCtr			1	100%	1
URGENT CARE NEW SMYRNA BEACH			1	100%	1
CAROLINAS HEALTHCARE SYSTEM LAB			1	100%	1
WASHINGTON STATE DEPARTMENT OF HEALTH PUBLIC HEALTH LABORATORIES			1	100%	1
URGENT CARE CLINIC OF LINCOLN			1	100%	1
ASCENSION ST. MICHAEL'S HOSPITAL LAB			1	100%	1
US LABORATORIES			1	100%	1
CARENOW URGENT CARE - LAKE MARY			1	100%	1
CAREWELL JW - WORCESTER LNC			1	100%	1
ARKANSAS DEPARTMENT OF HEALTH			1	100%	1
URGENT CARE WEST CLINIC			1	100%	1
FHCP-ORANGE CITY			1	100%	1
MERCY HEALTH—MUSKEGON		1			1
MERCY HEALTH LAB			1	100%	1
MERCY – NORTH IOWA			1	100%	1
MERITER LABORATORIES			1	100%	1
MIAMI BEACH URGENT CARE			1	100%	1
MHS LAB		1			1
MEYER PEDIATRICS			1	100%	1
MEDONE URGENT CARE			1	100%	1
MEDLABS DIAGNOSTICS		1			1
MEDICAL CLINIC OF HOUSTON			1	100%	1
MEDSTAR HARBOR HOSPITAL			1	100%	1



# COVID-19: testing by laboratory

Data through Aug 30, 2020 verified as of Aug 31, 2020 at 09:25 AM

Data in this report are provisional and subject to change.

The numbers in the table below represent the number of Florida and non-Florida residents for whom test results were received by the Department of Health. A person can be tested by more than one laboratory and can have both positive and negative results. **Therefore, the sum of the numbers in each column will be larger than the total number of people tested.**

Reporting lab	Inconclusive	Negative	Positive	Percent positive	Total
MEMORIAL HEALTH UNIVERSITY MEDICAL CENTER			1	100%	1
QUEST DIAGNOSTICS-WEST HILLS		1			1
MEDSTAR HEALTH URGENT CARE			1	100%	1
MONROE COUNTY HEALTH DEPARTMENT			1	100%	1
MISSOURI DEPARTMENT OF HEALTH AND SENIOR SERVICES - STATE PH LAB		1			1
MINUTECLINIC DIAGNOSTICS MEDICAL GROUP		1			1
MONTANA DEPARTMENT OF PUBLIC HEALTH & HUMAN SERVICES			1	100%	1
MORTON PLANT			1	100%	1
MONTEFIORE NYACK HOSPITAL AFFILIATED LABORATORY		1			1
QUEST - HOUSTON LAB			1	100%	1
MILFORD REGIONAL HOSPITAL			1	100%	1
MID FLORIDA COMMUNITY SERVICES			1	100%	1
MID FLORIDA CLINICAL LABORATORY			1	100%	1
MINUTE CLINIC DIAGNOSTIC OF VIRGINIA		1			1
MINUTECLINIC DIAGNOSTIC OF TEXAS, LLC #2580		1			1
MINUTECLINIC DIAGNOSTIC OF TEXAS		1			1
QUEST DIAGNOSTICS INC		1			1
ROBERT WOOD JOHNSON HOSPITAL			1	100%	1
MARYLAND DEPARTMENT OF HEALTH AND MENTAL HYGIENE			1	100%	1
MARSHFIELD LABORATORIES			1	100%	1
RIVIERA BEACH HEALTH CENTER LAB			1	100%	1
RIDGEWOOD DIAGNOSTIC LABORATORY			1	100%	1
MARYLAND STATE DEPT OF HEALTH			1	100%	1
RIVERSIDE METHODIST HOSPITAL LAB			1	100%	1
MAGNOLIA ADULT, LLC			1	100%	1
SACRED HEART MEDICAL GROUP			1	100%	1
MADISON COUNTY HEALTH DEPARTMENT		1			1
MAGNOLIA PEDIATRICS			1	100%	1
MARION COUNTY HEALTH DEPARTMENT			1	100%	1
MARINA DEL REY HOSPITAL LAB			1	100%	1
MARCO ISLAND HOSPITAL INC D/B/A			1	100%	1
MDS PHARMA SERVICES		1			1
MD NOW URGENT CARE CENTER INC.			1	100%	1
MD 365 MEDICAL CARE PLLC		1			1
MEDCOMP SCIENCES, LLC			1	100%	1
RAPID CITY RUGENT CARE			1	100%	1
MEDICAL CENTER ENTERPRISE			1	100%	1
MEDICAL ARTS LABORATORY			1	100%	1
REMISE OCCUPATIONAL HEALTH SOLUTIONS INC			1	100%	1
RENOWN REGIONAL MEDICAL CENTER			1	100%	1
RHODE ISLAND DEPARTMENT OF HEALTH			1	100%	1
REGIONAL MEDICAL LABORATORY			1	100%	1
REFERENCE LABORATORY			1	100%	1
MCH PHYSICIANS GROUP			1	100%	1
MC DIAGNOSTIC OF CONNECTICUT PC #459		1			1
MPG JACKSONVILLE ATLANTIC BLVD		1			1
NOVANT HEALTH PRESBYTERIAN			1	100%	1



# COVID-19: testing by laboratory

Data through Aug 30, 2020 verified as of Aug 31, 2020 at 09:25 AM

Data in this report are provisional and subject to change.

The numbers in the table below represent the number of Florida and non-Florida residents for whom test results were received by the Department of Health. A person can be tested by more than one laboratory and can have both positive and negative results. **Therefore, the sum of the numbers in each column will be larger than the total number of people tested.**

Reporting lab	Inconclusive	Negative	Positive	Percent positive	Total
PHELPS HOSPITAL LABORATORY		1			1
NOT GIVEN			1	100%	1
PERDIDO URGENT CARE			1	100%	1
PENINSULA REGIONAL MED CTR LAB			1	100%	1
PENN MEDICINE PRINCETON MEDICAL CENTER		1			1
OHIO DEPARTMENT OF HEALTH			1	100%	1
NORTHSIDE HOSPITAL DULUTH			1	100%	1
PINELLAS PARK HEALTH CENTER - PINELLAS CHD			1	100%	1
PINNACLE DIALYSIS		1			1
NORTHWELL HEALTH			1	100%	1
NORTON HEALTHCARE			1	100%	1
NORTHWEST FLORIDA CLINICAL LAB			1	100%	1
Northwell Lab			1	100%	1
PALM SPRINGS GENERAL HOSPITAL			1	100%	1
OSWEGO HOSPITAL LABORATORY		1			1
ORMC-ARDEN/EOI			1	100%	1
PARADIGM LABORATORIES			1	100%	1
PARROTT MEDICAL CLINIC			1	100%	1
PARKWAY REGIONAL MEDICAL CENTER LAB			1	100%	1
PATHGROUP LABS, LLC			1	100%	1
PEACHEALTH LABORATORIES		1			1
PEDIATRIC ASSOCIATES - JACKSONVILLE			1	100%	1
PEDIATRIC HEALTHCARE ALLIANCE			1	100%	1
OMNICARE PHARMACY OF TEXAS 1, LP		1			1
ORANGE COUNTY HEALTH DEPT			1	100%	1
PATIENTS FIRST LAKE ELLA MEDICAL CENTER		1			1
ONEIDA HEALTHCARE CENTER		1			1
PRISMA HEALTH TUOMEY LABORATORY			1	100%	1
PROGENESIS INC			1	100%	1
PROPATH			1	100%	1
PRIMEX CLINICAL LABORATORIES INC			1	100%	1
NEW YORK STATE ELR - ST BARNABAS HOSPITAL		1			1
NEW YORK STATE ELR - MONTEFIORE MEDICAL CENTER LABORATORIES - WEILER			1	100%	1
NEW YORK STATE ELR - MERCY MEDICAL CENTER		1			1
NAVAL BRANCH MEDICAL CLINIC			1	100%	1
MUNSON MEDICAL CENTER			1	100%	1
Mt Sinai Aventura			1	100%	1
NDX-CORE LAB			1	100%	1
PRORENATA LABS			1	100%	1
NEW YORK CITY DEPARTMENT OF HEALTH			1	100%	1
NEW GEN LABS			1	100%	1
NORTH RIVER FAMILY HEALTH CENTER			1	100%	1
POMONA VALLEY COMMUNITY HOSPITAL			1	100%	1
NORTH CAROLINA STATE LABORATORY OF PUBLIC HEALTH, SPECTRUM LAB NETWORK			1	100%	1
POINT OF CARE			1	100%	1
PLANT CITY PEDIATRICS		1			1
NORTHERN WESTCHESTER HOSPITAL LABORATORY		1			1

# COVID-19: testing by laboratory

Data through Aug 30, 2020 verified as of Aug 31, 2020 at 09:25 AM

Data in this report are provisional and subject to change.

The numbers in the table below represent the number of Florida and non-Florida residents for whom test results were received by the Department of Health. A person can be tested by more than one laboratory and can have both positive and negative results. **Therefore, the sum of the numbers in each column will be larger than the total number of people tested.**

Reporting lab	Inconclusive	Negative	Positive	Percent positive	Total
NORTH SHORE HEMATOLOGY-ONCOLOGY ASSOCIATES, PC		1			1
PRACTICE MANAGEMENT OF AMERICA, INC.			1	100%	1
PRACTITIONERS IN MOTION			1	100%	1
NORDX			1	100%	1
NORTH BROWARD MEDICAL CENTER			1	100%	1
PORT SAINT JOHN FAMILY PRACTICE			1	100%	1
PORT ST LUCIE REHABILITATION AND HEALTHCARE			1	100%	1
POUDRE VALLEY HOSPITAL			1	100%	1
HANCOCK REGIONAL HOSPITAL		1			1
GWINNETT MEDICAL CENTER			1	100%	1
ST VINCENT'S ST CLAIR HOSPITAL LABORATORY		1			1
HARDIN MEMORIAL HOSPITAL - HEARTLAND PATHOLOGY CONSULTANTS			1	100%	1
HARTFORD HOSPITAL ANCILLARY LAB		1			1
HARMONY CLINIC			1	100%	1
HARLEM HOSPITAL CENTER		1			1
GEORGETOWN URGENT CARE			1	100%	1
GEORGE SAFRAN MD PC		1			1
ST. LUCIE COUNTY HEALTH DEPARTMENT		1			1
GIFFORD MEMORIAL HOSPITAL		1			1
GSM OCED Subsection			1	100%	1
GREENTREE MEDICAL CENTER			1	100%	1
GRAND VIEW HOSPITAL			1	100%	1
HYDE PARK MEDICAL CENTER		1			1
ST FRANCIS			1	100%	1
HOUSTON HEALTH DEPARTMENT - BUREAU OF LABORATORY SERVICES			1	100%	1
IGENEX INC		1			1
INNOVATIVE HEALTH DIAGNOSTIC OF CALIFORNIA			1	100%	1
INDIAN RIVER CLINICAL LABORATORY, INC.		1			1
ILLINOIS DEPT OF PUBLIC HEALTH LABS			1	100%	1
HEALTH ALLIANCE			1	100%	1
ST LUKES HOSPITAL			1	100%	1
HAWAII DEPARTMENT OF HEALTH LAB			1	100%	1
HEALTH NETWORK LABORATORIES		1			1
HORIZON MEDICAL CENTER			1	100%	1
HOLY NAME MEDICAL CENTER		1			1
HIGHLANDS CLINICAL LABORATORY			1	100%	1
FLORIDA HOSPITAL ALTAMONTE			1	100%	1
FLORIDA DEPARTMENT OF HEALTH PALM BEACH COUNTY			1	100%	1
SUNRISE DIAGNOSTIC LABORATORY			1	100%	1
SUNCOAST PATHOLOGY ASSOCIATES			1	100%	1
SUMMIT LABORATORY			1	100%	1
FLORIDA HOSPITAL LAB			1	100%	1
FLORIDA HOSPITAL APOPKA			1	100%	1
FIT4LIFE MEDICAL CENTER			1	100%	1
SYNERGENE LABORATORY			1	100%	1
FIRST CARE - MIDDLESBORO			1	100%	1
SV MOBILE HEALTH			1	100%	1

# COVID-19: testing by laboratory

Data through Aug 30, 2020 verified as of Aug 31, 2020 at 09:25 AM

Data in this report are provisional and subject to change.

The numbers in the table below represent the number of Florida and non-Florida residents for whom test results were received by the Department of Health. A person can be tested by more than one laboratory and can have both positive and negative results. **Therefore, the sum of the numbers in each column will be larger than the total number of people tested.**

Reporting lab	Inconclusive	Negative	Positive	Percent positive	Total
FLORIDA DEPARTMENT OF HEALTH IN MIAMI DADE COUNTY			1	100%	1
SUNY AT STONY BROOK			1	100%	1
SUNY UPSTATE MEDICAL UNIVERSITY			1	100%	1
ST.ELIZABETH HEALTH CENTER	1				1
GENETIC ASSAYS INC			1	100%	1
STANLY REGIONAL MEDICAL CENTER			1	100%	1
ST. VINCENT HOSPITAL			1	100%	1
ST. LUKE'S HOSPITAL - BETHLEHEM CAMPUS		1			1
ST. MARY MEDICAL CENTER		1			1
GENOVA DIAGNOSTICS LABORATORY			1	100%	1
STEPHENS COUNTY HOSPITAL			1	100%	1
STEWARD ST ELIZABETH MEDICAL CENTER			1	100%	1
FLORIDA HOSPITAL WINTER GARDEN			1	100%	1
GALVESTON COUNTY HEALTH DISTRICT			1	100%	1
STARR COUNTY MEMORIAL HOSPITAL			1	100%	1
State Lab Unspecifd			1	100%	1
GAMMA HEALTHCARE, INC		1			1
INSPIRIT SENIOR LIVING			1	100%	1
LABCORP-CRYSTAL RIVER			1	100%	1
LABCORP LAFAYETTE		1			1
LabCorp L#09258090 M#09258105			1	100%	1
SEA LEVEL LABS			1	100%	1
LAHEY CLINIC MEDICAL CENTER			1	100%	1
LABCORP-PORT ST.LUCIE		1			1
SCRIPPS CLINIC MEDICAL			1	100%	1
LABCORP HOUSTON			1	100%	1
SHARON REGIONAL MEDICAL CENTER			1	100%	1
SIGNATURE CARE MIDLAND			1	100%	1
SHANDS AT LAKE SHORE LAB			1	100%	1
SENTARA NORFOLK GENERAL HOSPITAL CENTRAL LAB			1	100%	1
LABCORP KANSAS CITY			1	100%	1
SHAMRA MEDICAL LABORATORY			1	100%	1
LIBERTY HEALTH CENTER			1	100%	1
SANTA MONICA CA-UCLA MC			1	100%	1
LEGACY ER & URGENT CARE - FRISCO WEST			1	100%	1
Lourdes Hospital			1	100%	1
LUMICO LIFE INSURANCE COMPANY		1			1
LUCID DIAGNOSTICS LABS			1	100%	1
LOYOLA UNIVERSITY MEDICAL CENTER LABORATORY			1	100%	1
LAKEVIEW REGIONAL HOSPITAL			1	100%	1
SCIENCE CARE			1	100%	1
SCIENTIA DIAGNOSTICS			1	100%	1
LAKEWOOD RANCH ER 24/7			1	100%	1
LEESBURG FAMILY MEDICINE		1			1
LATE HOURS URGENT CARE			1	100%	1
LARGO MEDICAL CENTER INDIAN ROCKS			1	100%	1
JACKSON MADISON CO. GEN. HOSPITAL			1	100%	1

# COVID-19: testing by laboratory

Data through Aug 30, 2020 verified as of Aug 31, 2020 at 09:25 AM

Data in this report are provisional and subject to change.

The numbers in the table below represent the number of Florida and non-Florida residents for whom test results were received by the Department of Health. A person can be tested by more than one laboratory and can have both positive and negative results. **Therefore, the sum of the numbers in each column will be larger than the total number of people tested.**

Reporting lab	Inconclusive	Negative	Positive	Percent positive	Total
SOUTHWEST FLORIDA DIVISION LAB			1	100%	1
SOUTHWEST REGIONAL PCR LABORATORY			1	100%	1
JEFFERSON COUNTY HEALTH DEPARTMENT-MONTICELLO		1			1
KANA MEDICAL			1	100%	1
JS HEALTHCARE			1	100%	1
JOHN D. ARCHBOLD MEMORIAL HOSPITAL			1	100%	1
SPRING HILL REGIONAL HOSPITAL			1	100%	1
SPRINGS MEDICAL LAB			1	100%	1
INTERMOUNTAIN MEDICAL CENTER			1	100%	1
SPECTRUM LABORATORY			1	100%	1
IVAN, MAYA			1	100%	1
ISLAND COAST PEDIATRICS		1			1
SPECTOR SCIENTIFIC LAB			1	100%	1
LABCORP - HOLLYWOOD			1	100%	1
LABCORP - DAYTONA BEACH			1	100%	1
SMITH KLINE			1	100%	1
LABCORP - JACKSONVILLE			1	100%	1
LABCORP - LADY LAKE			1	100%	1
SKIPPACK MEDICAL LAB			1	100%	1
SKY RIDGE MEDICAL CENTER - MICRO			1	100%	1
KENTUCKY CABINET FOR HEALTH AND FAMILY SERVICES			1	100%	1
KANSAS DEPARTMENT OF HEALTH			1	100%	1
SOUTH LAKE FAMILY HEALTH CENTER			1	100%	1
SONORA QUEST LABORATORIES			1	100%	1
SMITH NORTHVIEW HOSPITAL LAB			1	100%	1
SOFTLAB			1	100%	1
KETTERING MEDICAL CENTER			1	100%	1
Total	36,193	5,492,615	800,773	13%	6,329,581