

# COVID-19: summary of cases and monitoring

Data through Nov 30, 2020 verified as of Dec 1, 2020 at 09:25 AM

Data in this report are provisional and subject to change.

Cases: people with positive PCR or antigen test result		Cases: people with positive PCR or antigen test result	
Total cases		Risk factors for Florida residents	
Florida residents	991,910	Traveled	9,084
Non-Florida residents	16,256	Contact with a known case	379,375
Type of testing		Traveled and contact with a known case	10,730
Florida residents	991,910	Neither	592,721
Positive by BPHL/CDC	37,531	No travel and no contact	128,565
Positive by commercial/hospital lab	954,379	Travel is unknown	324,220
PCR positive	904,354	Contact is unknown	244,048
Antigen positive	87,556	Contact is pending	190,980
Non-Florida residents	16,256	Travel can be unknown and contact can be unknown or pending for the same case, these numbers will sum to more than the "neither" total.	
Positive by BPHL/CDC	461		
Positive by commercial/hospital lab	15,795		
PCR positive	13,346		
Antigen positive	2,910		
Characteristics			
Florida residents hospitalized	55,197		
Florida resident deaths	18,679		
Non-Florida resident deaths	237		
Hospitalized counts include anyone who was hospitalized at some point during their illness. It does not reflect the number of people currently hospitalized.			
More information on deaths identified through death certificate data is available on the National Center for Health Statistics website at <a href="http://www.cdc.gov/nchs/nvss/vsrr/COVID19/index.htm">www.cdc.gov/nchs/nvss/vsrr/COVID19/index.htm</a> .			

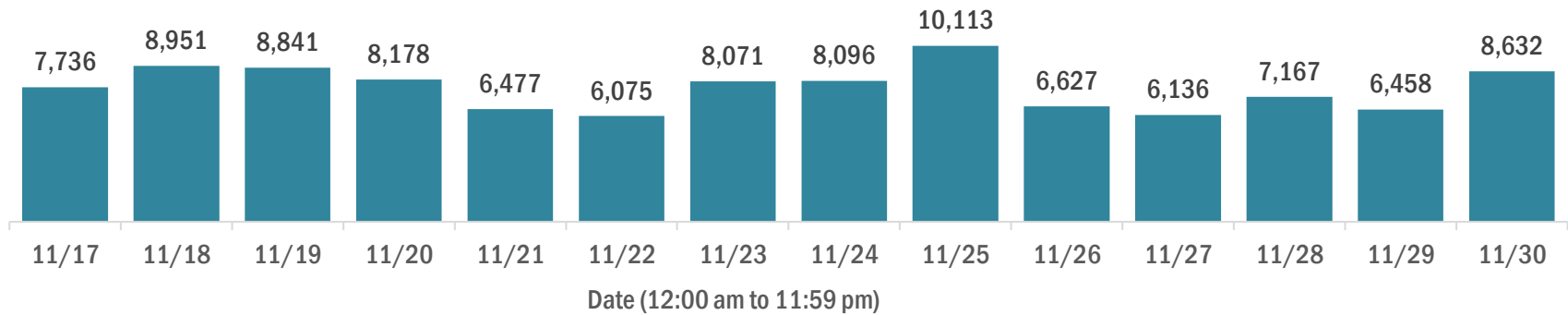
# COVID-19: summary of laboratory testing

Data through Nov 30, 2020 verified as of Dec 1, 2020 at 09:25 AM

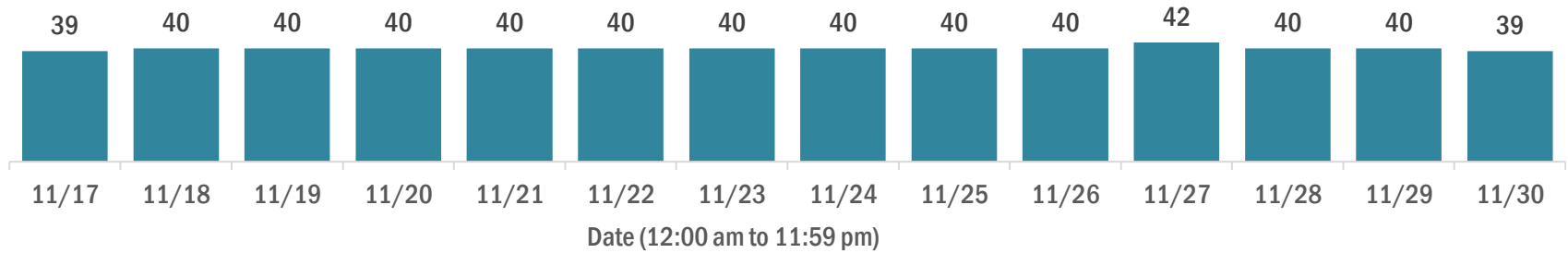
Data in this report are provisional and subject to change.

## Cases in Florida residents per day for the past 2 weeks

### Number of cases per day



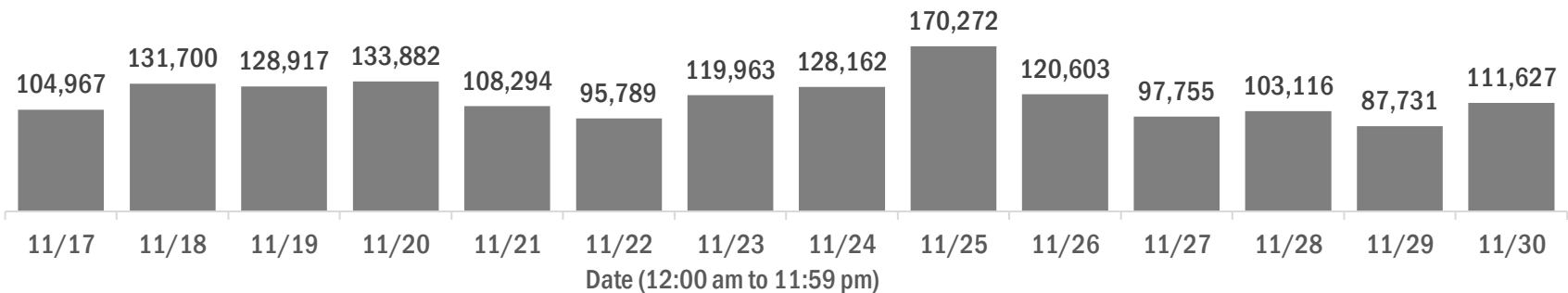
### Median age of cases by day



## Laboratory testing for Florida residents over the past 2 weeks

### Number of Florida residents tested per day

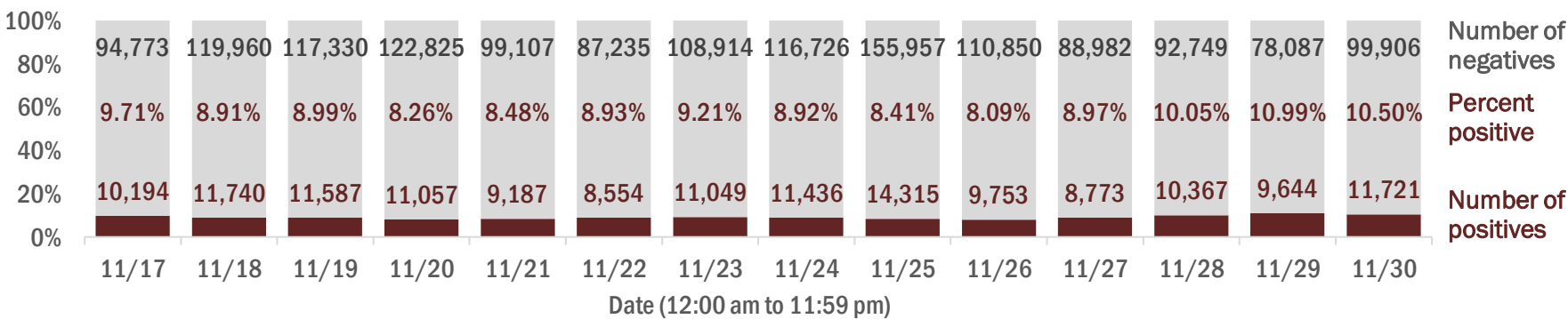
These counts include the number of people for whom the Department received PCR or antigen laboratory results by day. People tested on multiple days will be included for each day a new result was received. A person is only counted once for each day they are tested, regardless of whether multiple specimens are tested or multiple results are received.



### Number and percent of Florida residents with positive test results

The percent of positive results ranged from 8.09% to 10.99% over the past 2 weeks and was 10.50% yesterday.

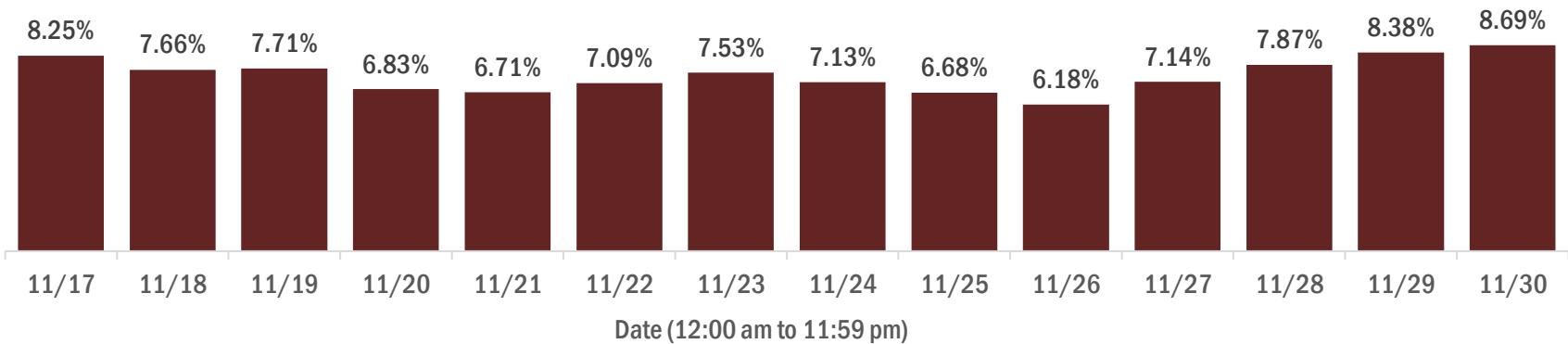
These counts include the number of people for whom the Department received PCR or antigen laboratory results by day. People tested on multiple days will be included for each day a new result was received. A person is only counted once for each day they are tested, regardless of whether multiple specimens are tested or multiple results are received. If a person has a positive specimen and a negative specimen in the same day, only the positive result is counted.



### Percent positivity for new cases in Florida residents

The percent of positive results ranged from 6.18% to 8.69% over the past 2 weeks and was 8.69% yesterday.

This percent is the number of people who test PCR- or antigen-positive for the first time divided by all the people tested that day, excluding people who have previously tested positive.



# COVID-19: characteristics of 991,910 Florida resident cases

Data through Nov 30, 2020 verified as of Dec 1, 2020 at 09:25 AM

Data in this report are provisional and subject to change.

Age group	Cases		Hospitalizations		Deaths	
0-4 years	16,901	<div><div></div></div> 2%	367	<div><div></div></div> 1%	0	0%
5-14 years	47,418	<div><div></div></div> 5%	332	<div><div></div></div> 1%	5	0%
15-24 years	160,536	<div><div></div></div> 16%	1,467	<div><div></div></div> 3%	32	0%
25-34 years	181,032	<div><div></div></div> 18%	3,039	<div><div></div></div> 6%	111	1%
35-44 years	156,174	<div><div></div></div> 16%	4,534	<div><div></div></div> 8%	319	2%
45-54 years	153,362	<div><div></div></div> 15%	6,816	<div><div></div></div> 12%	755	4%
55-64 years	128,956	<div><div></div></div> 13%	9,649	<div><div></div></div> 17%	2,060	11%
65-74 years	78,558	<div><div></div></div> 8%	11,089	<div><div></div></div> 20%	3,986	21%
75-84 years	44,403	<div><div></div></div> 4%	10,561	<div><div></div></div> 19%	5,483	29%
85+ years	23,530	<div><div></div></div> 2%	7,339	<div><div></div></div> 13%	5,928	32%
Unknown	1,040	<div><div></div></div> 0%	4	<div><div></div></div> 0%	0	0%
Total	991,910		55,197		18,679	

Gender	Cases	
Female	510,800	<div><div></div></div> 51%
Male	475,401	<div><div></div></div> 48%
Unknown	5,709	<div><div></div></div> 1%
Total	991,910	

Ethnicity	Cases		Hospitalizations		Deaths	
Hispanic	302,806	<div><div></div></div> 31%	15,196	<div><div></div></div> 28%	4,673	<div><div></div></div> 25%
Non-Hispanic	449,689	<div><div></div></div> 45%	37,068	<div><div></div></div> 67%	12,667	<div><div></div></div> 68%
Unknown	239,415	<div><div></div></div> 24%	2,933	<div><div></div></div> 5%	1,339	<div><div></div></div> 7%
Total	991,910		55,197		18,679	

Race and ethnicity	Cases		Hospitalizations		Deaths	
White	500,504	<div><div></div></div> 50%	34,457	<div><div></div></div> 62%	13,186	<div><div></div></div> 71%
Hispanic	199,212	<div><div></div></div> 20%	10,639	<div><div></div></div> 19%	3,710	<div><div></div></div> 20%
Non-Hispanic	268,401	<div><div></div></div> 27%	22,670	<div><div></div></div> 41%	8,831	<div><div></div></div> 47%
Unknown	32,891	<div><div></div></div> 3%	1,148	<div><div></div></div> 2%	645	<div><div></div></div> 3%
Black	138,607	<div><div></div></div> 14%	12,355	<div><div></div></div> 22%	3,404	<div><div></div></div> 18%
Hispanic	7,184	<div><div></div></div> 1%	512	<div><div></div></div> 1%	132	<div><div></div></div> 1%
Non-Hispanic	120,521	<div><div></div></div> 12%	11,539	<div><div></div></div> 21%	3,135	<div><div></div></div> 17%
Unknown	10,902	<div><div></div></div> 1%	304	<div><div></div></div> 1%	137	<div><div></div></div> 1%
Other race	134,864	<div><div></div></div> 14%	6,630	<div><div></div></div> 12%	1,489	<div><div></div></div> 8%
Hispanic	69,509	<div><div></div></div> 7%	3,656	<div><div></div></div> 7%	704	<div><div></div></div> 4%
Non-Hispanic	47,342	<div><div></div></div> 5%	2,673	<div><div></div></div> 5%	646	<div><div></div></div> 3%
Unknown	18,013	<div><div></div></div> 2%	301	<div><div></div></div> 1%	139	<div><div></div></div> 1%
Unknown race	217,935	<div><div></div></div> 22%	1,755	<div><div></div></div> 3%	600	<div><div></div></div> 3%
Hispanic	26,901	<div><div></div></div> 3%	389	<div><div></div></div> 1%	127	<div><div></div></div> 1%
Non-Hispanic	13,425	<div><div></div></div> 1%	186	<div><div></div></div> 0%	55	<div><div></div></div> 0%
Unknown	177,609	<div><div></div></div> 18%	1,180	<div><div></div></div> 2%	418	<div><div></div></div> 2%
Total	991,910		55,197		18,679	

**Hospitalization** counts include anyone who was hospitalized at some point during their illness. It does not reflect the number of people currently hospitalized. **Other race** includes any person with a race of American Indian/Alaskan native, Asian, native Hawaiian/Pacific Islander, or other.

# COVID-19: deaths in Florida residents and staff of long-term care facilities

Data through Nov 30, 2020 verified as of Dec 1, 2020 at 09:25 AM

Data in this report are provisional and subject to change.

For current cases in residents or staff of long-term care facilities, please visit: <https://floridahealthcovid19.gov/>

County	Deaths		County	Deaths		County	Deaths	
Dade	862	<div></div> 12%	Osceola	90	<div></div> 1%	Washington	12	<div></div> 0%
Palm Beach	762	<div></div> 10%	Charlotte	89	<div></div> 1%	Gadsden	11	<div></div> 0%
Pinellas	620	<div></div> 8%	Okaloosa	85	<div></div> 1%	Gilchrist	11	<div></div> 0%
Broward	469	<div></div> 6%	Clay	70	<div></div> 1%	Baker	8	<div></div> 0%
Hillsborough	415	<div></div> 6%	Citrus	66	<div></div> 1%	Jefferson	8	<div></div> 0%
Polk	345	<div></div> 5%	Indian River	66	<div></div> 1%	Lafayette	8	<div></div> 0%
Lee	273	<div></div> 4%	Jackson	65	<div></div> 1%	Calhoun	7	<div></div> 0%
Brevard	256	<div></div> 3%	Suwannee	53	<div></div> 1%	Gulf	4	<div></div> 0%
Duval	254	<div></div> 3%	Leon	52	<div></div> 1%	Bradford	3	<div></div> 0%
Orange	237	<div></div> 3%	Highlands	46	<div></div> 1%	Flagler	3	<div></div> 0%
Sarasota	222	<div></div> 3%	St. Johns	45	<div></div> 1%	Holmes	3	<div></div> 0%
St. Lucie	184	<div></div> 3%	Bay	38	<div></div> 1%	Monroe	3	<div></div> 0%
Volusia	181	<div></div> 2%	Alachua	34	<div></div> 0%	Taylor	3	<div></div> 0%
Seminole	172	<div></div> 2%	Columbia	31	<div></div> 0%	Desoto	2	<div></div> 0%
Marion	168	<div></div> 2%	Sumter	29	<div></div> 0%	Hardee	2	<div></div> 0%
Manatee	146	<div></div> 2%	Nassau	26	<div></div> 0%	Levy	2	<div></div> 0%
Escambia	141	<div></div> 2%	Santa Rosa	23	<div></div> 0%	Dixie	1	<div></div> 0%
Collier	121	<div></div> 2%	Hendry	20	<div></div> 0%	Liberty	1	<div></div> 0%
Pasco	114	<div></div> 2%	Putnam	19	<div></div> 0%			
Martin	107	<div></div> 1%	Madison	16	<div></div> 0%			
Hernando	104	<div></div> 1%	Okeechobee	16	<div></div> 0%			
Lake	104	<div></div> 1%	Walton	16	<div></div> 0%			
						Total	7,344	

**Note:** cases are summarized by the county of usual residence. Residents and staff may be cases associated with facilities that are not in their county of usual residence, resulting in cases being included below for counties that do not have facilities with known cases.

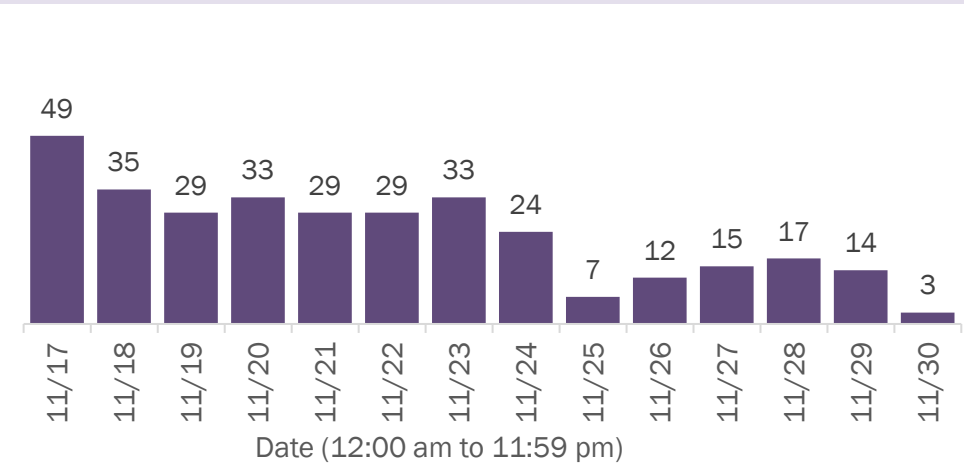
# COVID-19: cases in Florida residents who have died

Data through Nov 30, 2020 verified as of Dec 1, 2020 at 09:25 AM

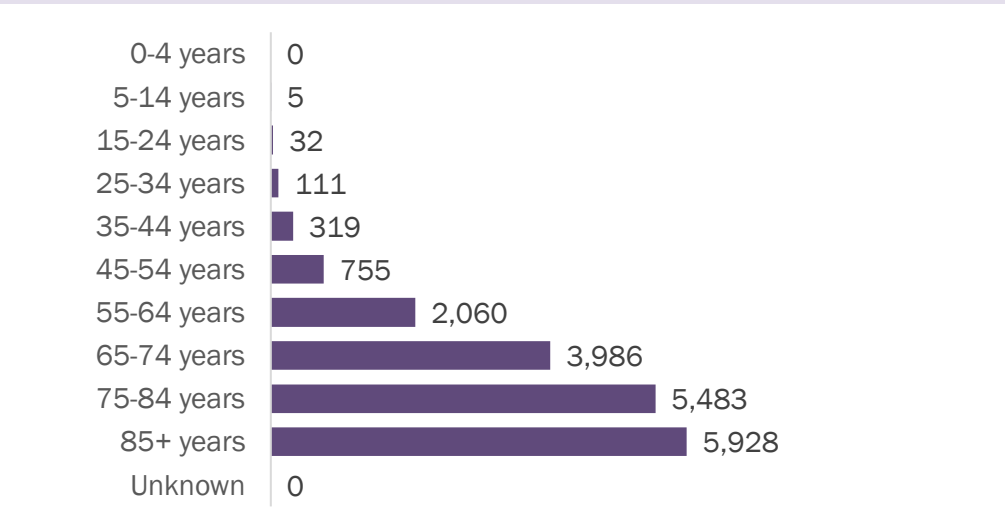
Data in this report are provisional and subject to change.

Demographics for all identified COVID-19 deaths: 18,679

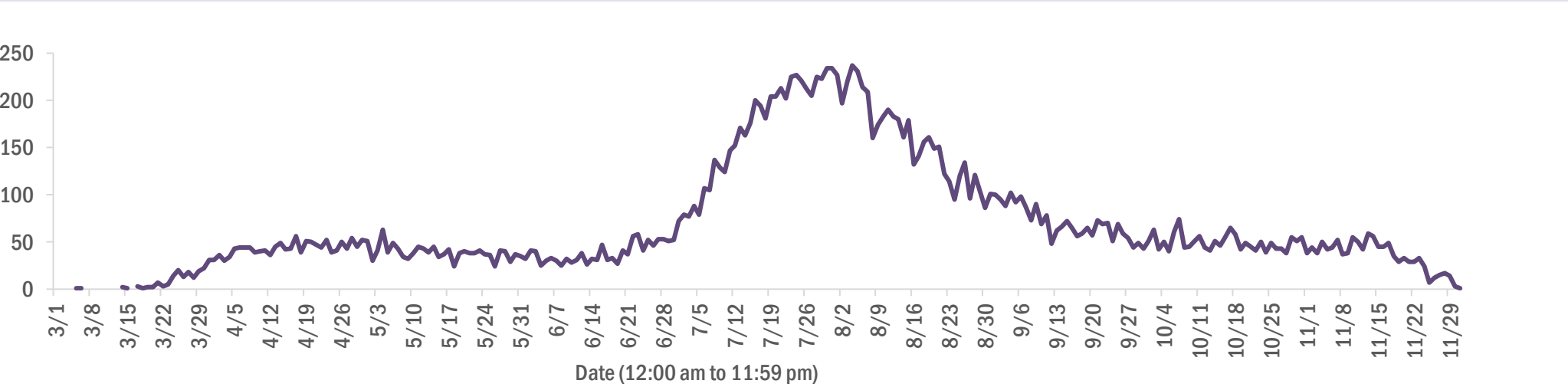
Deaths by date of death for the past 2 weeks



Deaths by age group



Deaths by date of death since March 2020



Age group	Deaths	Cases	Case fatality rate	Mortality rate per 100,000 population
0-4 years	0	16,901	0.0%	0.0
5-14 years	5	47,418	0.0%	0.2
15-24 years	32	160,536	0.0%	1.3
25-34 years	111	181,032	0.1%	3.9
35-44 years	319	156,174	0.2%	12.2
45-54 years	755	153,362	0.5%	27.1
55-64 years	2,060	128,956	1.6%	71.2
65-74 years	3,986	78,558	5.1%	164.3
75-84 years	5,483	44,403	12.3%	390.5
85+ years	5,928	23,530	25.2%	1026.4
Unknown	0	1,040	0.0%	
Total	18,679	991,910	1.9%	86.5

Race	Deaths	Cases	Case fatality rate	Mortality rate per 100,000 population
Other	1,489	134,864	1.1%	119.7
White	13,186	500,504	2.6%	79.0
Black	3,404	138,607	2.5%	93.1
Unknown	600	217,935	0.3%	
Total	18,679	991,910	1.9%	86.5

Gender	Deaths	Cases	Case fatality rate	Mortality rate per 100,000 population
Male	10,398	475,401	2.2%	98.5
Female	8,281	510,800	1.6%	75.0
Unknown	0	5,709	0.0%	
Total	18,679	991,910	1.9%	86.5

Ethnicity	Deaths	Cases	Case fatality rate	Mortality rate per 100,000 population
Non-Hispanic	12,667	449,689	2.8%	79.6
Hispanic	4,673	302,806	1.5%	82.3
Unknown	1,339	239,415	0.6%	
Total	18,679	991,910	1.9%	86.5

# COVID-19: characteristics of 1,008,166 cases

Data through Nov 30, 2020 verified as of Dec 1, 2020 at 09:25 AM

Data in this report are provisional and subject to change.

Tables below include cases in Florida residents and non-Florida residents.

All 67 Florida counties have cases:

County	FL resident cases		Non-FL resident cases	Total cases	FL resident deaths	FL death rate
Dade	229,237	<div></div> 23%	2,524	231,761	3,839	1.7%
Broward	107,229	<div></div> 11%	1,096	108,325	1,664	1.6%
Palm Beach	65,186	<div></div> 7%	750	65,936	1,697	2.6%
Orange	58,333	<div></div> 6%	529	58,862	646	1.1%
Hillsborough	58,318	<div></div> 6%	431	58,749	933	1.6%
Duval	43,788	<div></div> 4%	662	44,450	626	1.4%
Pinellas	32,761	<div></div> 3%	485	33,246	911	2.8%
Lee	29,765	<div></div> 3%	692	30,457	587	2.0%
Polk	27,657	<div></div> 3%	165	27,822	688	2.5%
Osceola	18,395	<div></div> 2%	203	18,598	245	1.3%
Collier	17,523	<div></div> 2%	388	17,911	281	1.6%
Manatee	16,780	<div></div> 2%	226	17,006	375	2.2%
Escambia	15,047	<div></div> 2%	1,825	16,872	306	2.0%
Volusia	16,433	<div></div> 2%	200	16,633	370	2.3%
Brevard	15,620	<div></div> 2%	124	15,744	444	2.8%
Leon	14,808	<div></div> 1%	445	15,253	141	1.0%
Pasco	14,899	<div></div> 2%	142	15,041	276	1.9%
Sarasota	13,562	<div></div> 1%	355	13,917	393	2.9%
Marion	13,136	<div></div> 1%	40	13,176	379	2.9%
Seminole	12,999	<div></div> 1%	73	13,072	276	2.1%
Alachua	12,784	<div></div> 1%	127	12,911	102	0.8%
St. Lucie	10,836	<div></div> 1%	39	10,875	371	3.4%
Lake	10,637	<div></div> 1%	106	10,743	255	2.4%
Okaloosa	8,896	<div></div> 1%	97	8,993	160	1.8%
St. Johns	8,778	<div></div> 1%	153	8,931	96	1.1%
Bay	8,207	<div></div> 1%	336	8,543	157	1.9%
Clay	8,086	<div></div> 1%	21	8,107	148	1.8%
Santa Rosa	7,452	<div></div> 1%	98	7,550	102	1.4%
Martin	6,222	<div></div> 1%	66	6,288	174	2.8%
Charlotte	5,106	<div></div> 1%	44	5,150	197	3.9%
Hernando	5,022	<div></div> 1%	30	5,052	221	4.4%
Indian River	4,993	<div></div> 1%	48	5,041	138	2.8%
Columbia	4,802	<div></div> 0%	19	4,821	94	2.0%
Citrus	4,765	<div></div> 0%	25	4,790	171	3.6%
Jackson	3,851	<div></div> 0%	52	3,903	94	2.4%

County	FL resident cases		Non-FL resident cases	Total cases	FL resident deaths	FL death rate
Highlands	3,775	0%	27	3,802	148	3.9%
Walton	3,350	0%	365	3,715	37	1.1%
Sumter	3,484	0%	19	3,503	98	2.8%
Monroe	3,289	0%	103	3,392	28	0.9%
Gadsden	3,323	0%	11	3,334	57	1.7%
Suwannee	3,269	0%	25	3,294	86	2.6%
Nassau	2,954	0%	267	3,221	57	1.9%
Unknown	187	0%	2,610	2,797	0	0.0%
Putnam	2,776	0%	7	2,783	58	2.1%
Flagler	2,740	0%	24	2,764	42	1.5%
Hendry	2,498	0%	10	2,508	45	1.8%
Desoto	2,409	0%	8	2,417	34	1.4%
Okeechobee	2,037	0%	13	2,050	43	2.1%
Baker	2,036	0%	10	2,046	32	1.6%
Hardee	1,766	0%	7	1,773	18	1.0%
Wakulla	1,648	0%	9	1,657	14	0.8%
Taylor	1,646	0%	4	1,650	21	1.3%
Washington	1,521	0%	15	1,536	26	1.7%
Levy	1,415	0%	7	1,422	14	1.0%
Bradford	1,414	0%	3	1,417	19	1.3%
Lafayette	1,329	0%	0	1,329	20	1.5%
Madison	1,254	0%	17	1,271	27	2.2%
Union	1,238	0%	0	1,238	61	4.9%
Holmes	1,149	0%	20	1,169	15	1.3%
Gulf	1,054	0%	14	1,068	19	1.8%
Hamilton	972	0%	10	982	11	1.1%
Dixie	962	0%	3	965	11	1.1%
Calhoun	873	0%	2	875	22	2.5%
Franklin	819	0%	11	830	4	0.5%
Jefferson	768	0%	17	785	11	1.4%
Gilchrist	766	0%	0	766	20	2.6%
Glades	674	0%	1	675	10	1.5%
Liberty	602	0%	1	603	14	2.3%
Total	991,910		16,256	1,008,166	18,679	1.9%



# COVID-19: characteristics of 991,910 Floridians

Data through Nov 30, 2020 verified as of Dec 1, 2020 at 09:25 AM

Data in this report are provisional and subject to change.

The table below includes the cities and counties of residence for cases in Florida residents by age group and sex.

City and county
Miami, Dade
Orlando, Orange
Jacksonville, Duval
Tampa, Hillsborough
Hialeah, Dade
Fort Lauderdale, Broward
Hollywood, Broward
West Palm Beach, Palm Beach
Kissimmee, Osceola
Naples, Collier
Tallahassee, Leon
Homestead, Dade
Saint Petersburg, Pinellas
Pensacola, Escambia
Fort Myers, Lee
Pompano Beach, Broward
Bradenton, Manatee
Boca Raton, Palm Beach
Gainesville, Alachua
Ocala, Marion
Lakeland, Polk
Sarasota, Sarasota
Lake Worth, Palm Beach
Cape Coral, Lee
Port Saint Lucie, St. Lucie
Miramar, Broward
Clearwater, Pinellas
Miami Gardens, Dade
Boynton Beach, Palm Beach
Miami Beach, Dade
Coral Springs, Broward
Panama City, Bay
Winter Haven, Polk
Melbourne, Brevard
Saint Augustine, St. Johns
Lehigh Acres, Lee
Delray Beach, Palm Beach
Lake City, Columbia
Davie, Broward
Coral Gables, Dade
Doral, Dade
Sunrise, Broward
Milton, Santa Rosa
Riverview, Hillsborough
Vero Beach, Indian River
Fort Pierce, St. Lucie
Daytona Beach, Volusia
Saint Cloud, Osceola
Brandon, Hillsborough
Plant City, Hillsborough
Apopka, Orange
Largo, Pinellas
Palm Bay, Brevard
Plantation, Broward
Orange Park, Clay
Miami Lakes, Dade
New Port Richey, Pasco
North Miami Beach, Dade
Deerfield Beach, Broward

# COVID-19: characteristics of 991,910 Floridians

Data through Nov 30, 2020 verified as of Dec 1, 2020 at 09:25 AM

Data in this report are provisional and subject to change.

The table below includes the cities and counties of residence for cases in Florida residents by age group and sex.

City and county
Weston, Broward
Jupiter, Palm Beach
Stuart, Martin
Sanford, Seminole
Spring Hill, Hernando
Clermont, Lake
Fort Walton Beach, Okaloosa
Cutler Ridge, Dade
Tamarac, Broward
Deltona, Volusia
Live Oak, Suwannee
Port Charlotte, Charlotte
Opa Locka, Dade
Immokalee, Collier
Davenport, Polk
Deland, Volusia
Palm Beach Gardens, Palm Beach
Winter Park, Orange
Palmetto, Manatee
Winter Garden, Orange
Arcadia, Desoto
Margate, Broward
Palm Coast, Flagler
Coconut Creek, Broward
Wesley Chapel, Pasco
Land O Lakes, Pasco
Wellington, Palm Beach
Oviedo, Seminole
Crestview, Okaloosa
Hallandale, Broward
Palm Harbor, Pinellas
Altamonte Springs, Seminole
Okeechobee, Okeechobee
Haines City, Polk
Lake Worth Beach, Palm Beach
Venice, Sarasota
Sebring, Highlands
Key West, Monroe
Bonita Springs, Lee
Ocoee, Orange
Brooksville, Hernando
Middleburg, Clay
North Port, Sarasota
Punta Gorda, Charlotte
North Lauderdale, Broward
Lutz, Hillsborough
Leesburg, Lake
Valrico, Hillsborough
North Miami, Dade
Seminole, Pinellas
Pembroke Pines, Broward
Quincy, Gadsden
Ruskin, Hillsborough
Port Orange, Volusia
Pinellas Park, Pinellas
Perry, Taylor
Longwood, Seminole
Jacksonville Beach, Duval
Ormond Beach, Volusia



# COVID-19: characteristics of 991,910 Florid

Data through Nov 30, 2020 verified as of Dec 1, 2020 at 09:25 AM

Data in this report are provisional and subject to change.

The table below includes the cities and counties of residence for cases in Florida residents b

City and county
Oakland Park, Broward
Windermere, Orange
Crawfordville, Wakulla
Zephyrhills, Pasco
Cocoa, Brevard
Marianna, Jackson
Saint Johns, St. Johns
Casselberry, Seminole
Royal Palm Beach, Palm Beach
Green Cove Springs, Clay
Bartow, Polk
Dade City, Pasco
Crossings, Dade
Clewiston, Hendry
Coconut Grove, Dade
Niceville, Okaloosa
Mayo, Lafayette
Palatka, Putnam
Kissimmee, Polk
Cantonment, Escambia
Carol City, Dade
Defuniak Springs, Walton
Missing, Dade
Gulf Breeze, Santa Rosa
Navarre, Santa Rosa
Hudson, Pasco
Lake Mary, Seminole
Inverness, Citrus
North Fort Myers, Lee
Chipley, Washington
Wimauma, Hillsborough
Auburndale, Polk
Panama City Beach, Bay
Ponte Vedra Beach, St. Johns
Port Richey, Pasco
Titusville, Brevard
Belle Glade, Palm Beach
Lynn Haven, Bay
The Villages, Sumter
Fernandina Beach, Nassau
Lake Wales, Polk
Starke, Bradford
Biscayne Park, Dade
Aventura, Dade
Santa Rosa Beach, Walton
Tarpon Springs, Pinellas
Merritt Island, Brevard
New Smyrna Beach, Volusia
Winter Springs, Seminole
Fleming Island, Clay
Labelle, Hendry
Loxahatchee, Palm Beach
Avon Park, Highlands
Wauchula, Hardee
Indiantown, Martin
Cooper City, Broward
Destin, Okaloosa
Sarasota, Manatee
Estero, Lee

# COVID-19: characteristics of 991,910 Florid

Data through Nov 30, 2020 verified as of Dec 1, 2020 at 09:25 AM

Data in this report are provisional and subject to change.

The table below includes the cities and counties of residence for cases in Florida residents b

City and county
Century, Escambia
Dunedin, Pinellas
Key Biscayne, Dade
Graceville, Jackson
Tavares, Lake
Mulberry, Polk
Parrish, Manatee
Seffner, Hillsborough
Parkland, Broward
Rockledge, Brevard
Palm City, Martin
Lake Butler, Union
Eustis, Lake
Florida City, Dade
El Portal, Dade
Madison, Madison
Riviera Beach, Palm Beach
Holiday, Pasco
Everglades National Park, Dade
Bonifay, Holmes
Macclenny, Baker
Maitland, Orange
Mount Dora, Lake
Orange City, Volusia
Odessa, Hillsborough
Crystal River, Citrus
Sanderson, Baker
Lake Placid, Highlands
Dania, Broward
Dover, Hillsborough
Groveland, Lake
Coleman, Sumter
Olympia Heights, Dade
Monticello, Jefferson
Lithia, Hillsborough
Uleta, Dade
Gibsonton, Hillsborough
Coral, Dade
Atlantic Beach, Duval
Jasper, Hamilton
Yulee, Nassau
Hobe Sound, Martin
Ponte Vedra, St. Johns
Homosassa, Citrus
Lantana, Palm Beach
Moore Haven, Glades
Pinecrest, Dade
Palm Springs, Palm Beach
Sebastian, Indian River
Oldsmar, Pinellas
Pace, Santa Rosa
Havana, Gadsden
Wewahitchka, Gulf
Summerfield, Marion
Alachua, Alachua
North Palm Beach, Palm Beach
Blountstown, Calhoun
Debary, Volusia
Chattahoochee, Gadsden

# COVID-19: characteristics of 991,910 Florid

Data through Nov 30, 2020 verified as of Dec 1, 2020 at 09:25 AM

Data in this report are provisional and subject to change.

The table below includes the cities and counties of residence for cases in Florida residents b

City and county
South Miami, Dade
Cross City, Dixie
Callahan, Nassau
South Bay, Palm Beach
Sun City Center, Hillsborough
Lecanto, Citrus
Fisher Island, Dade
Apollo Beach, Hillsborough
Frostproof, Polk
Wildwood, Sumter
Edgewater, Volusia
Pahokee, Palm Beach
Trenton, Gilchrist
Newberry, Alachua
Dunnellon, Marion
Ellenton, Manatee
Fellsmere, Indian River
Jensen Beach, Martin
Bristol, Liberty
Lady Lake, Lake
Williston, Levy
Belleview, Marion
Lauderhill, Broward
Safety Harbor, Pinellas
Crescent City, Putnam
Wilton Manors, Broward
Lauderdale Lakes, Broward
Satellite Beach, Brevard
Bowling Green, Hardee
Polk City, Polk
Beverly Hills, Citrus
Palmetto Bay, Dade
Freeport, Walton
Port Saint Joe, Gulf
Hilliard, Nassau
Carrabelle, Franklin
Nokomis, Sarasota
Bushnell, Sumter
Key Largo, Monroe
Mary Esther, Okaloosa
Fort Meade, Polk
Sweetwater, Dade
Keystone Heights, Clay
Dunnellon, Citrus
Marco Island, Collier
Shalimar, Okaloosa
Glen Saint Mary, Baker
Hernando, Citrus
Chiefland, Levy
Florida State University, Leon
Sneads, Jackson
Old Town, Dixie
Centerville, Leon
Southwest Ranches, Broward
Indialantic, Brevard
Englewood, Charlotte
Cocoa Beach, Brevard
Lake Alfred, Polk
Jacksonville, St. Johns

# COVID-19: characteristics of 991,910 Florid

Data through Nov 30, 2020 verified as of Dec 1, 2020 at 09:25 AM

Data in this report are provisional and subject to change.

The table below includes the cities and counties of residence for cases in Florida residents b

City and county
Miramar Beach, Walton
Marathon, Monroe
Bronson, Levy
Neptune Beach, Duval
Thonotosassa, Hillsborough
Spring Hill, Pasco
Belle Isle, Orange
Raiford, Union
Englewood, Sarasota
Cottondale, Jackson
Sorrento, Lake
Medley, Dade
High Springs, Alachua
Fort Myers Beach, Lee
Minneola, Lake
Malone, Jackson
West Melbourne, Brevard
Lehigh, Lee
Clearwater Beach, Pinellas
Fort White, Columbia
Oakland, Orange
Mascotte, Lake
Palm Beach, Palm Beach
Trinity, Pasco
Fruitland Park, Lake
Midway, Gadsden
Gulfport, Pinellas
Myakka City, Manatee
Umatilla, Lake
Bunnell, Flagler
Zolfo Springs, Hardee
Baker, Okaloosa
Pierson, Volusia
Haverhill, Palm Beach
Citra, Marion
Silver Springs, Marion
South Daytona, Volusia
Rotunda West, Charlotte
Hawthorne, Alachua
Bell, Gilchrist
Weeki Wachee, Hernando
Tavernier, Monroe
De Leon Springs, Volusia
Interlachen, Putnam
Apalachicola, Franklin
Lake Park, Palm Beach
Molino, Escambia
Flagler Beach, Flagler
Jay, Santa Rosa
Cape Canaveral, Brevard
Bay Harbor Islands, Dade
Youngstown, Bay
Lawtey, Bradford
Greenville, Madison
Holly Hill, Volusia
Altha, Calhoun
Mims, Brevard
Melbourne Beach, Brevard
Jennings, Hamilton

# COVID-19: characteristics of 991,910 Florid

Data through Nov 30, 2020 verified as of Dec 1, 2020 at 09:25 AM

Data in this report are provisional and subject to change.

The table below includes the cities and counties of residence for cases in Florida residents b

City and county
Tequesta, Palm Beach
Ocklawaha, Marion
Osprey, Sarasota
Archer, Alachua
Oxford, Sumter
Edgewood, Orange
Grand Ridge, Jackson
Alva, Lee
Ave Maria, Collier
Branford, Suwannee
Celebration, Osceola
Indian Harbour Beach, Brevard
Greenwood, Jackson
East Palatka, Putnam
Eastpoint, Franklin
Kenneth City, Pinellas
Dundee, Polk
Floral City, Citrus
Montverde, Lake
Vernon, Washington
Surfside, Dade
Gretna, Gadsden
Clair-Mel City, Hillsborough
Eagle Lake, Polk
Hastings, St. Johns
Gotha, Orange
Westville, Holmes
O Brien, Suwannee
South Pasadena, Pinellas
Webster, Sumter
Melrose, Putnam
Bal Harbour, Dade
Satsuma, Putnam
Indian Rocks Beach, Pinellas
University Of Miami, Dade
Chuluota, Seminole
Elkton, St. Johns
San Antonio, Pasco
West Miami, Dade
Azalea Park, Orange
Grand Island, Lake
Hiawassee, Orange
Malabar, Brevard
Lee, Madison
Valparaiso, Okaloosa
Reddick, Marion
Southport, Bay
Eglin Air Force Base, Okaloosa
Wellborn, Suwannee
Ponce De Leon, Holmes
Lakewood Ranch, Manatee
White Springs, Hamilton
Inlet Beach, Walton
Alford, Jackson
Laurel Hill, Okaloosa
Geneva, Seminole
Lake Panasoffkee, Sumter
Bryceville, Nassau
Zellwood, Orange

# COVID-19: characteristics of 991,910 Florid

Data through Nov 30, 2020 verified as of Dec 1, 2020 at 09:25 AM

Data in this report are provisional and subject to change.

The table below includes the cities and counties of residence for cases in Florida residents b

City and county
Fort Mccoy, Marion
Matlacha, Lee
Lockhart, Orange
Summerland Key, Monroe
Mcdavid, Escambia
University Of Central Florida, Orange
Sebastian, Brevard
South Fort Myers, Lee
Morriston, Levy
Weirsdale, Marion
Juno Beach, Palm Beach
Mcalpin, Suwannee
Fountain, Bay
Anthony, Marion
Pomona Park, Putnam
Hosford, Liberty
Sanibel, Lee
Micanopy, Alachua
Belleair, Pinellas
Bay Lake, Orange
Howey-In-The-Hills, Lake
Babson Park, Polk
University Of Fl, Alachua
Alafaya, Orange
Hallandale Beach, Broward
Islamorada, Monroe
Cloud Lake, Palm Beach
Astatula, Lake
Poinciana, Polk
Longboat Key, Manatee
Greenacres, Palm Beach
Holmes Beach, Manatee
Temple Terrace, Hillsborough
Carrollwood, Hillsborough
Odessa, Pasco
Center Hill, Sumter
Bokeelia, Lee
Lauderdale By The Sea, Broward
Sopchoppy, Wakulla
Steinhatchee, Taylor
Fern Park, Seminole
Kindred, Osceola
Mangonia Park, Palm Beach
Madeira Beach, Pinellas
Lake Helen, Volusia
Caryville, Washington
F M, Lee
Eatonville, Orange
Sumterville, Sumter
Big Pine Key, Monroe
Viera, Brevard
Avon Park, Polk
Oak Hill, Volusia
Seville, Volusia
Holt, Okaloosa
Missing, Lee
Missing, Brevard
Atlantis, Palm Beach
Citrus Springs, Citrus



# COVID-19: characteristics of 991,910 Floridians

Data through Nov 30, 2020 verified as of Dec 1, 2020 at 09:25 AM

Data in this report are provisional and subject to change.

The table below includes the cities and counties of residence for cases in Florida residents by age group and sex.

City and county
Grant-Valkaria, Brevard
Osteen, Volusia
Bonita Beach, Lee
Air Mail Facility, Dade
Hypoluxo, Palm Beach
The Villages, Lake
Stock Island, Monroe
Palma Ceia, Hillsborough
Clarksville, Calhoun
Winter Park, Seminole
Panacea, Wakulla
University Of South Florida, Hillsborough
Lake Hamilton, Polk
The Villages, Marion
Dinsmore, Duval
University Of Central Fl, Orange
Ochopee, Collier
Cutler Bay, Dade
Buena Ventura Lakes, Osceola
Waldo, Alachua
Placida, Charlotte
San Mateo, Putnam
Lutz, Pasco
Lady Lake, Sumter
Missing, Marion
Astor, Lake
Altoona, Lake
Barefoot Bay, Brevard
Saint James City, Lee
Inglis, Levy
Hollister, Putnam
Lamont, Jefferson
Missing, Santa Rosa
Greensboro, Gadsden
Christmas, Orange
Brooker, Bradford
Canal Point, Palm Beach
Belleair Beach, Pinellas
Golden Beach, Dade
Welaka, Putnam
Ponce Inlet, Volusia
Princeton, Dade
Bascom, Jackson
Paisley, Lake
Crystal Beach, Pinellas
Bradenton Beach, Manatee
Florida Gulf Coast Univ, Lee
Lighthouse Point, Broward
Hurlburt Field, Okaloosa
Hampton, Bradford
Callaway, Bay
Baldwin, Duval
Pinetta, Madison
Patrick Air Force Base, Brevard
Kendall, Dade
Sewalls Point, Martin
Ocean Ridge, Palm Beach
Sunny Isles Beach, Dade
Campbellton, Jackson

# COVID-19: characteristics of 991,910 Florid

Data through Nov 30, 2020 verified as of Dec 1, 2020 at 09:25 AM

Data in this report are provisional and subject to change.

The table below includes the cities and counties of residence for cases in Florida residents b

City and county
Manalapan, Palm Beach
Palm Beach Shores, Palm Beach
Felda, Hendry
Yalaha, Lake
Destin, Walton
University Of Tampa, Hillsborough
Missing, Duval
Missing, Volusia
Flemington, Marion
Cinco Bayou, Okaloosa
Lorida, Highlands
Harmony, Osceola
Village Of Wellington, Palm Beach
Tierra Verde, Pinellas
Florahome, Putnam
Fruit Cove, St. Johns
Boca Grande, Lee
West Park, Broward
Cedar Key, Levy
Fort Denaud, Hendry
Missing, Collier
Ebro, Washington
Saint Pete Beach, Pinellas
Singer Island, Palm Beach
North Redington Beach, Pinellas
Missing, Pasco
Saint Leo, Pasco
Naranja, Dade
Highland Beach, Palm Beach
Bellview, Escambia
Anna Maria, Manatee
Kathleen, Polk
Florida State, Leon
Lake Suzy, Desoto
Georgetown, Putnam
Terra Ceia, Manatee
Univ Of FI Student Dorms, Alachua
Missing, Palm Beach
North Venice, Sarasota
Jupiter, Martin
Miami Springs, Dade
Waverly, Polk
South Miami Heights, Dade
Tyndall Air Force Base, Bay
Barry University, Dade
Enterprise, Volusia
Dania Beach, Broward
Salt Springs, Marion
Eaton Park, Polk
South Palm Beach, Palm Beach
Bay Pines, Pinellas
Reunion, Osceola
Florida Dept Of Corrections, Union
Labelle, Glades
Intercession City, Osceola
Kinard, Calhoun
Miami, Unknown
North Bay Village, Dade
Florida A And M University, Leon

# COVID-19: characteristics of 991,910 Florid

Data through Nov 30, 2020 verified as of Dec 1, 2020 at 09:25 AM

Data in this report are provisional and subject to change.

The table below includes the cities and counties of residence for cases in Florida residents b

City and county
Kenansville, Osceola
Ona, Hardee
Treasure Island, Pinellas
Gulf Breeze, Escambia
Lulu, Columbia
Nocatee, Desoto
Fort Lauderdale, Dade
Tioga, Alachua
Palm Shores, Brevard
Tangerine, Orange
Missing, Broward
Pensacola Beach, Santa Rosa
Hialeah Gardens, Dade
Okahumpka, Lake
Miami Shores, Dade
Heathrow, Seminole
Santa Fe, Alachua
Rocky Point, Hillsborough
Walnut Hill, Escambia
Aloma, Orange
Stetson University, Volusia
Babcock Ranch, Lee
Cudjoe Key, Monroe
Tice, Lee
Penney Farms, Clay
Ponte Vedra, Duval
Micco, Brevard
Bagdad, Santa Rosa
La Crosse, Alachua
Florida International Univ, Dade
Sydney, Hillsborough
Balm, Hillsborough
Goulds, Dade
Highland City, Polk
Pasadena, Pinellas
Key Colony Beach, Monroe
Lacoochee, Pasco
Sun City, Hillsborough
Miromar Lakes, Lee
West Panama City Beach, Bay
Hawthorne, Putnam
Missing, Hillsborough
Northdale, Hillsborough
Perdido Key, Escambia
Indian Lake Estates, Polk
Bayonet Point, Pasco
Homosassa Springs, Citrus
Paxton, Walton
Palmdale, Glades
Mexico Beach, Bay
Missing, St. Johns
Horseshoe Beach, Dixie
Bonifay, Washington
Yankeetown, Levy
Hallandle Beach, Broward
Orange Lake, Marion
Branford, Lafayette
New Smyrna, Volusia
Missing, Manatee

# COVID-19: characteristics of 991,910 Florid

Data through Nov 30, 2020 verified as of Dec 1, 2020 at 09:25 AM

Data in this report are provisional and subject to change.

The table below includes the cities and counties of residence for cases in Florida residents b

City and county
Dowling Park, Suwannee
Goodland, Collier
Village Of Palmetto Bay, Dade
Venus, Highlands
Missing, Escambia
Saint Marks, Wakulla
Candler, Marion
Bradley, Polk
Apopka, Seminole
Siesta Key, Sarasota
Champions Gate, Polk
Missing, Pinellas
Town N Country, Hillsborough
Wewahitchka, Calhoun
Homeland, Polk
Maitland, Seminole
Plymouth, Orange
Unknown, Dade
Little Torch Key, Monroe
Cortez, Manatee
Miami, Broward
Sugarloaf Key, Monroe
Mount Dora, Orange
Missing, Martin
Earleton, Alachua
Missing, Sumter
Eloise, Polk
Hernando Beach, Hernando
Rosemary Beach, Walton
White Springs, Columbia
Hollywood, Dade
Jacksonville, Unknown
Loughman, Polk
Green Acres, Palm Beach
Lake City, Suwannee
Missing, St. Lucie
Long Key, Monroe
Crystal Springs, Pasco
Duette, Manatee
Sparr, Marion
Bayshore Gardens, Manatee
Bonita Springs, Collier
Bostwick, Putnam
Long Boat Key, Manatee
Palma Sola, Manatee
Mango, Hillsborough
Pembroke Park, Broward
Buckingham, Lee
Missing, Polk
Ridge Manor, Pasco
Saint Johns, Duval
Wabasso, Indian River
Lamont, Madison
Poinciana, Osceola
Missing, Orange
Gonzalez, Escambia
Steinhatchee, Dixie
Tallevast, Manatee
City Of Sunrise, Broward

# COVID-19: characteristics of 991,910 Florid

Data through Nov 30, 2020 verified as of Dec 1, 2020 at 09:25 AM

Data in this report are provisional and subject to change.

The table below includes the cities and counties of residence for cases in Florida residents b

City and county
Gulf Stream, Palm Beach
Passport, Unknown
Village Wellington, Palm Beach
Mcintosh, Marion
Perrine, Dade
Laurel Hill, Walton
Florida International University, Dade
Wahneta, Polk
Webster, Hernando
Westchase, Hillsborough
Greenville, Taylor
Graham, Bradford
Indian River Shores, Indian River
Rubonia, Manatee
Florida State Univ Admin, Leon
Gulf Hammock, Levy
Trenton, Levy
University Park, Manatee
Laud-By-The-Sea, Broward
Archer, Levy
Jensen Beach, St. Lucie
Graceville, Holmes
Pine Hills, Orange
Kissimmee, Orange
Parker, Bay
Saint George Island, Franklin
Murdock, Charlotte
Caryville, Holmes
Fort Ogden, Desoto
Wausau, Washington
Woodville, Leon
Cottdale, Washington
Lealman, Pinellas
Hialeah, Unknown
Westlake, Palm Beach
Chokoloskee, Collier
Missing, Clay
Florence Villa, Polk
Lake Como, Putnam
Lowell, Marion
Saint Lucie West, St. Lucie
Missing, Seminole
Nichols, Polk
Holder, Citrus
Evinston, Alachua
Union Park, Orange
West Delray Beach, Palm Beach
Durant, Hillsborough
Lake Butler, Bradford
Leisure City, Dade
Mayport Naval Station, Duval
Port Saint John, Brevard
Hillsboro Beach, Broward
Pine Castle, Orange
Orchid, Indian River
Missing, Nassau
Shady Hills, Pasco
Indian Creek Village, Dade
Palm City, St. Lucie

# COVID-19: characteristics of 991,910 Florid

Data through Nov 30, 2020 verified as of Dec 1, 2020 at 09:25 AM

Data in this report are provisional and subject to change.

The table below includes the cities and counties of residence for cases in Florida residents b

City and county
Quail Heights, Dade
Lake Monroe, Seminole
Ferndale, Lake
Belleair Bluffs, Pinellas
Missing, Indian River
Alturas, Polk
Forest City, Orange
Ponce De Leon, Walton
Trilby, Pasco
Redington Shores, Pinellas
East Lake, Marion
Ebro, Bay
Fort Charlotte, Charlotte
Everglades City, Collier
Davenport, Osceola
Telogia, Liberty
Pine Ridge, Citrus
Beverly Beach, Flagler
Brooksville, Pasco
Ramrod Key, Monroe
Pass, Unknown
Stuart, St. Lucie
Lakewood Ranch, Sarasota
Morriston, Marion
Missing, Lake
PSI, Unknown
Maxville, Duval
Nalcrest, Polk
Hutchinson Island, St. Lucie
Bonaventure, Broward
Fanning Springs, Gilchrist
Braden River, Manatee
Virginia Gardens, Dade
Suwannee, Dixie
Roseland, Indian River
Dade City, Hernando
Citrus Hills, Citrus
Briny Breezes, Palm Beach
Saint Augustine, Duval
Nobleton, Hernando
Seacrest, Walton
Wakulla Springs, Wakulla
Fernandina, Nassau
Mount Plymouth, Lake
Missing, Unknown
International Service Center, Dade
Mexico Beach, Gulf
Clarcona, Orange
High Springs, Gilchrist
Ft Pierce, St. Lucie
Ozona, Pinellas
Pensacola, Unknown
Ybor City, Hillsborough
Okeechobee, Osceola
Lakeshore, Polk
Fort Lauderdale, Palm Beach
Valkaria, Brevard
Loxahatchee Groves, Palm Beach
Live Oak, Madison



# COVID-19: characteristics of 991,910 Florid

Data through Nov 30, 2020 verified as of Dec 1, 2020 at 09:25 AM

Data in this report are provisional and subject to change.

The table below includes the cities and counties of residence for cases in Florida residents b

City and county
Missing, Okaloosa
Niceville, Walton
Mayport, Duval
White City, Gulf
Shady Grove, Taylor
Orlando, Brevard
Pp, Dade
Grove City, Charlotte
Deer Island, Lake
Barberville, Volusia
Redington Beach, Pinellas
Winter Garden, Lake
Port Salerno, Martin
Daytona Beach Shores, Volusia
Eglin, Okaloosa
Innovation, Pasco
Margate, Unknown
Melrose, Bradford
Pass, Dade
Missing, Columbia
City Of Westlake, Palm Beach
Brewton, Escambia
Labelle, Lee
Wildlight, Nassau
Tampa, Pinellas
Sunny Hills, Washington
Switzerland, St. Johns
Watersound, Walton
Worthington Springs, Union
Johns Pass Village, Pinellas
Inlet Beach, Bay
Jacksonville, Clay
Missing, Hernando
Clermont, Orange
Lynbrook, Broward
Captiva, Lee
Choctaw Beach, Okaloosa
Deerfield Beach, Palm Beach
Blountstown, Liberty
Indian Shores, Pinellas
Hallandale Beach, Unknown
Village Of Golf, Palm Beach
West Bradenton, Manatee
Putnam Hall, Putnam
Saint Augustine Beach, St. Johns
Chicago, Lee
Clewiston, Palm Beach
Branford, Gilchrist
Longboat Key, Sarasota
Jacksonville Naval Air Station, Duval
Missing, Citrus
Miami Gardens, Unknown
Naples, Lee
North Fort Myers, Charlotte
San Carlos Park, Lee
Sorrento, Orange
Sugarloaf, Monroe
Miccosukee, Leon
Lamont, Taylor

# COVID-19: characteristics of 991,910 Florid

Data through Nov 30, 2020 verified as of Dec 1, 2020 at 09:25 AM

Data in this report are provisional and subject to change.

The table below includes the cities and counties of residence for cases in Florida residents b

City and county
Cypress, Jackson
Mayport Naval Housing, Duval
Indian Rock Beach, Pinellas
Hollywood, Unknown
Monticello, Madison
Oneco, Manatee
Orange Springs, Marion
Elfers, Pasco
Fernandina Beach, Duval
Fpo, Duval
Cypress Gardens, Polk
Vernon, Bay
San Fernando, Unknown
Pompano Beach, Palm Beach
Salem, Taylor
Mims, Volusia
Missing, Alachua
Seacrest, Bay
Point Washington, Walton
Orange Park, Duval
Orlando, Osceola
Basinger, Okeechobee
Bella Collina, Lake
El Jobean, Charlotte
Julington Creek, St. Johns
Williston, Marion
Vero Beach, St. Lucie
Venice, Dade
Sand Lake, Orange
Jupiter Island, Martin
Labelle, Collier
Miramar, Unknown
Long Beach, Orange
Miami, Martin
North Port, Charlotte
New Port Richey, Hillsborough
Jonesville, Alachua
Lauderhill, Unknown
Samoset, Manatee
Seguin, Unknown
Tampa, Broward
Sunrise, Unknown
Attalla, Broward
Green Cove Springs, Duval
N/A, Unknown
Oakland Park, Unknown
Missing, Putnam
Jacksonville, Lee
Marysville, Dade
Cross City, Taylor
Carl Fisher, Dade
Glenwood, Volusia
Forest City, Seminole
Fort Lauderdale, Alachua
Land O Lakes, Hillsborough
Keystone Heights, Bradford
Los Angeles, Dade
Pensacola Beach, Escambia
Orlando, Dade

# COVID-19: characteristics of 991,910 Floridians

Data through Nov 30, 2020 verified as of Dec 1, 2020 at 09:25 AM

Data in this report are provisional and subject to change.

The table below includes the cities and counties of residence for cases in Florida residents by

City and county
Milligan, Okaloosa
Wacissa, Jefferson
Saint Marys, Nassau
Westville, Walton
Tampa, Hernando
Sebring, Desoto
Vero Beach, Unknown
Wauchula, Desoto
Yeehaw, Okeechobee
Okeechobee, Lake
Newberry, Gilchrist
Mesa, Unknown
Miramar, Dade
Ormond Beach, Flagler
Pompano Beach, Unknown
Jacksonville Naval Hospital, Duval
Jacksonville, Nassau
Longview, Dade
Kingsley Lake, Bradford
Bristol, Calhoun
Boynton Beach, Broward
Bayou George, Bay
000000, Unknown
Babcock Ranch, Charlotte
Cape Haze, Charlotte
Conch Key, Monroe
Duck Key, Monroe
Seven Springs, Pasco
Saint Augusaintine Beach, St. Johns
River Ranch, Polk
Port Saint Lucie, Martin
Punta Gorda, Lee
Port Charlotte, Unknown
Upper Key Largo, Monroe
Immokalee, Lee
Fairfield, Marion
Cross Creek, Alachua
Crawfordville, Leon
Fort Lauderdale, Unknown
Alligator Point, Franklin
Miami Gardens, Broward
Lutz, Pinellas
Lakeland, Hillsborough
Lawtey, Union
None, Dade
Orlando, Unknown
Miami, Palm Beach
Clermont, Polk
Grandin, Putnam
Golden Oak, Orange
Fort Pierce, Martin
Aripeka, Pasco
Bonifay, Jackson
Oklawaha, Marion
Olustee, Baker
Ludlam, Dade
Magnolia Square, Osceola
Laurel, Sarasota
Lecanto, Marion

# COVID-19: characteristics of 991,910 Florid

Data through Nov 30, 2020 verified as of Dec 1, 2020 at 09:25 AM

Data in this report are provisional and subject to change.

The table below includes the cities and counties of residence for cases in Florida residents b

City and county
Winter Garden, Seminole
Tarpon Springs, Pasco
West Palm Beach, Dade
Saint Johns, Orange
Woodside, Broward
Portland, Unknown
Lake Harbor, Palm Beach
Lanark Village, Franklin
Fort Walton Beach, Walton
Glen Ridge, Palm Beach
Goldenrod, Seminole
Cassadaga, Volusia
Dunnellon, Levy
Melbourne, Orange
Missing, Sarasota
Moore Haven, Hendry
Scottsmoor, Brevard
Sea Ranch Lakes, Broward
Jacksonville, Dade
Madison, Unknown
Gibsonia, Polk
Florida Power & Light Co, Dade
Alligator Point, Wakulla
Citrus Ridge, Indian River
Colorado Springs, Unknown
Conifer, Lee
Bryn Mawr, Palm Beach
Camden Wyoming, Duval
Chipley, Holmes
Chipley, Jackson
Chattanooga, Dade
Alva, Collier
Alys Beach, Bay
Amelia City, Nassau
Apple Creek, Citrus
333, Unknown
FI State Lot, Leon
Fort Walton Beac, Alachua
Fortlauderdale, Unknown
Ft Pierce, Unknown
Garland, Orange
Hallandate Ben, Unknown
El Paso, Unknown
Everett, Dade
Destin, Unknown
Live Oak, Columbia
Lauderdale Hill, Unknown
Lake Worth, Broward
Jeffersonville, Broward
Jerome, Collier
Hickory, Lee
Hialeah, Broward
Homeless, Dade
Palm City, Unknown
Pompano Beach, Alachua
Old Town, Gilchrist
Ocean Breeze, Martin
Orem, Sarasota
Oviedo, Leon

# COVID-19: characteristics of 991,910 Florid

Data through Nov 30, 2020 verified as of Dec 1, 2020 at 09:25 AM

Data in this report are provisional and subject to change.

The table below includes the cities and counties of residence for cases in Florida residents b

City and county
Miamii, Dade
Miamt, Dade
Mid Florida, Seminole
Middleburg, Duval
N/A, Duval
Naples, Alachua
Porter Ranch, Dade
Raiford, Bradford
Riverview, Manatee
Port Saint Lucie, Indian River
Steinhatchee, Alachua
San Diego, Unknown
Russellville, Hillsborough
Saint Augustine, Okaloosa
Sunrise, Dade
Tampa, Manatee
Vero Beach, Brevard
Village Of Palm Springs, Palm Beach
Webster, Pasco
Woodland Hills, Brevard
Winston Salem, Unknown
Wilbur By The Sea, Volusia
Willowbrook, Lee
Wellington, Unknown
Westchester, Dade
Westerville, Hillsborough
South Otselic, Dade
Saint Petersburg, Dade
San Juan, Osceola
San Pedro Sula, Dade
Pp, Unknown
Port Charlotte Fl, Unknown
Richmond Heights, Dade
Rochester, Lee
Rosemary Beach, Bay
Otter Creek, Levy
Passport, Dade
Ponce, Orange
Pensacola, Santa Rosa
Plantation, Unknown
Myakka, Duval
Naples, Broward
Naugatuck, Lee
Orlando, Palm Beach
Opa Locka, Unknown
New Vernon, Sarasota
New York, Broward
Miami Beach, Palm Beach
Miami Granders, Dade
Los Angeles, Polk
Miamm, Dade
Minneapolis, Collier
Fdsf, Unknown
Duke Field Air Force Station, Okaloosa
Deltona , Volusia
Clermont, Unknown
Bryn Mawr, Collier
Aspen, Palm Beach
Bartow, Unknown

# COVID-19: characteristics of 991,910 Florid

Data through Nov 30, 2020 verified as of Dec 1, 2020 at 09:25 AM

Data in this report are provisional and subject to change.

The table below includes the cities and counties of residence for cases in Florida residents b

City and county
Boca Rotan, Unknown
Columbia, Orange
Coral Springs, Unknown
Cornelius, Leon
Crestview, Dade
Dade City, Polk
Dania, Unknown
Darien, Pasco
Hilliard, Dade
Hollywood, Leon
Holt, Unknown
Humble, Broward
Fwb, Unknown
Gainesville, Orange
Gastonia, Polk
Lakewood, Unknown
Knoxville, Duval
Green, Clay
Gulf Shores, Escambia
Sumatra, Liberty
Telluride, Lee
Tinley Park, Lee
Unknown, Orange
Wayne, Dade
West Simsbury, Collier
Wimauma, Manatee
San Antonio, Sarasota
San Antonio, Unknown
Sanford, Volusia
Soldotna, Broward
Tampa Palms, Hillsborough
South Burlington, Orange
Steinhatchee, Madison
Wesley Chapel, Alachua
Weston, Dade
Wheaton, Lee
Tewksbury, Orange
Las Vegas, Orange
Lake Placid, Alachua
Melrose, Alachua
Miamf, Dade
Miami G, Dade
Miami, Collier
Haverford, Hillsborough
Hispanic, St. Lucie
Kingsland, Duval
Kissimmee, Brevard
Opalocka, Dade
Palm Coast, Duval
Perry, Leon
Palm Springs North, Dade
Pineland, Lee
Provincetown, Collier
Missing, Leon
Milton, Escambia
Marianna, Calhoun
Okeechobee, St. Lucie
Naples, Orange
New Richmond, Volusia



# COVID-19: characteristics of 991,910 Florid

Data through Nov 30, 2020 verified as of Dec 1, 2020 at 09:25 AM

Data in this report are provisional and subject to change.

The table below includes the cities and counties of residence for cases in Florida residents b

City and county
Carol Stream, Orange
Charlotte, Pasco
Clear Brook, Lee
Aollywoss, Dade
....., Alachua
99, Unknown
Boca Raton, Unknown
Blowing Rock, Polk
Gilmer, Dade
Greenville, Jefferson
Fanning Springs, Levy
Columbus, Brevard
Cookeville, Seminole
Cumberland, Palm Beach
Dade City, Hillsborough
Estero, Collier
Dallas, Lee
Deland, Lake
Deland, Polk
Doctors Inlet, Clay
Middlesburg, Duval
Mount Pleasant, Gadsden
Navarre, Okaloosa
Newark, Broward
Newburgh, Bay
Pacifica, Dade
Okeechobee, Glades
Oooooo, Unknown
Orem, Broward
Orlando, Lake
North Pole, Seminole
North Port, Lee
Lewisburg, Pasco
Littleton, Dade
Lake Geneva, Clay
Lake City, Hamilton
La Grange, Dade
Los Angeles Ca, Unknown
Los Angeles, Okaloosa
Louisville, Manatee
Miami, Hillsborough
Miami, Orange
Marshall, Dade
Anaheim, Unknown
Athens, Duval
Bogota, Orange
Bronx, Palm Beach
Deland, St. Lucie
Clewiston, Glades
Coconut Creek, Unknown
Cartersville, Unknown
Fort Myers, Unknown
Fort Pierce, Unknown
Granada Hills, Broward
Hailandale, Unknown
Cypress, Leon
Jerusalem, St. Johns
Harrison, Pinellas
Homosassa, Hernando

# COVID-19: characteristics of 991,910 Florid

Data through Nov 30, 2020 verified as of Dec 1, 2020 at 09:25 AM

Data in this report are provisional and subject to change.

The table below includes the cities and counties of residence for cases in Florida residents b

City and county
Homeless, Polk
Washington, Unknown
Wekiva Springs, Seminole
Sun City Center, Hardee
Tallahassee, Duval
Tulsa, Orange
West Villages, Sarasota
Wichita, Volusia
Winter Park, Broward
Zolfo Springs, Polk
Port Everglades, Broward
Palm Coast, Polk
Palm Coast, Volusia
Parker, Dade
Peoria, Unknown
Rye, Duval
Saint Petersburg, Hillsborough
Saint Petersburg, St. Lucie
Saxis, Lee
Sebring, Lee
Spring Hill , Hernando
Starke, Clay
Stone Mountain, Palm Beach
Dracut, Orange
Florala, Okaloosa
Gibsonton, Unknown
Davie, Unknown
Dayton, Orange
Columbia, Volusia
Cincinnati, Dade
Champions Gate, Osceola
Baker, Santa Rosa
1, Charlotte
Alva, Escambia
Arcadia, Highlands
Armstrong, St. Johns
Belmont, Santa Rosa
Blountstown, Broward
Bonita, Lee
Brandon, Pinellas
Bronson, Alachua
Brooker, Alachua
Kissimmee, Unknown
Longwood, Broward
Lucedale, St. Lucie
Macclenny, Duval
Mayaguez, Dade
Interlachen, Duval
Hosford, Calhoun
Hialeahgardens, Dade
Gurabo, Orange
Perth Amboy, Hillsborough
Panama City, Unknown
Pensacola, Sumter
Paducah, Manatee
Oldsrav, Manatee
Orlando, Broward
Orlando, Lee
Middletown, Osceola

# COVID-19: characteristics of 991,910 Florid

Data through Nov 30, 2020 verified as of Dec 1, 2020 at 09:25 AM

Data in this report are provisional and subject to change.

The table below includes the cities and counties of residence for cases in Florida residents b

City and county
Melrose, Clay
Monroe, Hillsborough
North Laud, Unknown
Wtixrat, Dade
Westlake Village, Unknown
Watersound, Bay
Unk, Duval
Ventura, Orange
Sharpes, Brevard
Sanford, Orange
Saint Petersburg, Charlotte
Puerto Rico, Unknown
Randolph, Orange
Powell, Lee
Saint Lucie Village, St. Lucie
Tampa, Pasco
Sunrtise, Dade
Trenton, Dixie
Unknown, Unknown
Umatilla, Marion
Toms River, Lee
Tourist, Dade
West Yarmouth, St. Lucie
Woodbine, Nassau
Waipahu, Santa Rosa
Ward, Polk
Venetian Islands, Dade
Venice, Manatee
Syracuse, Polk
Tallahassee, Dade
Tamarac, Dade
Tavares, Orange
Town Of Nocatee, St. Johns
Unkn, Duval
Unknown, Volusia
Suitland, Volusia
Shirley, Flagler
Seminole, Leon
Saint Joseph, Volusia
San Antonio, Orange
Russellville, Bay
North Palm Beach, Orange
Northport, Sarasota
Orlando, Volusia
Orlo Vista, Orange
Other, Dade
Piasa, Putnam
Pass-A-Grille Beach, Pinellas
Port Saint Lucie, Palm Beach
Prattville, Hillsborough
Prestonsburg, Bay
Quincy, Jackson
Rapid City, Broward
Red Bay, Holmes
Lloyd, Jefferson
Mckinney, Broward
Miamc, Dade
Milford, Lee
Micanopy, Marion

# COVID-19: characteristics of 991,910 Florid

Data through Nov 30, 2020 verified as of Dec 1, 2020 at 09:25 AM

Data in this report are provisional and subject to change.

The table below includes the cities and counties of residence for cases in Florida residents b

City and county
Moore Haven, Okeechobee
Morrisville, Unknown
Kingsland, Nassau
Indian Rocks Beach, Duval
Key West, Duval
Lake Butler, Alachua
Lakeland, Unknown
Knoxville, Bay
Fort Lauderdale, Leon
Fort White, Clay
Far Rockaway, Dade
Greensburg, Palm Beach
Hallandale, Unknown
Garden City, Alachua
Gaylord, Orange
Hoclywsod, Dade
Jefferson, Dade
Jonesboro, Leon
Jupiter, Dade
Jupiter, St. Lucie
Kenilworth, Leon
Hernando, Marion
Hialeah, Collier
Homeless, Hillsborough
Homeless, Monroe
Homeless, Pinellas
Carmel, Orange
Chicago, Unknown
Brandon, Unknown
Brooklyn, Lee
Caracas, Dade
Asheville, Highlands
Bartow, Hardee
Boca Raton, Broward
Alachua, Duval
Alpharetta, Broward
Dallas, Hernando
Coconut Ck, Unknown
Copeland, Collier
Downingtown, Hillsborough
Deer Park, Dade
Deerfield Beach, Unknown
Deland, Seminole
Key West, Palm Beach
Kilgore, Dade
Macclenny, Dixie
Madison, Jefferson
Miami Dade, Unknown
Metter, Manatee
Miamksaohes, Dade
Jupiter Inlet, Palm Beach
Land O Lakes, Unknown
Landolakes, Unknown
Lima, Volusia
Inglis, Citrus
Irmo, Unknown
Island Grove, Alachua
Jacksonville, Baker
Monument, Broward

# COVID-19: characteristics of 991,910 Florid

Data through Nov 30, 2020 verified as of Dec 1, 2020 at 09:25 AM

Data in this report are provisional and subject to change.

The table below includes the cities and counties of residence for cases in Florida residents b

City and county
Mokena, Lee
Mount Vernon, Volusia
Mulberry, Hillsborough
Morrisville, Palm Beach
North Brunswick, St. Lucie
North Lauderdale, Unknown
Okeechobi, Unknown
North Porte, Unknown
Notrealville, Polk
Orem, Dade
Orlando, Polk
Oviedo, Lake
Greensboro, Leon
Glen Cove, Unknown
Glen Saint Mary, Duval
Fort Lauderdale, Orange
Gainesville, Levy
Fleming Island, Duval
Atlanta, Walton
Bradenton, Lee
Callahan, Duval
Bogota, Unknown
Bowling Green, Polk
Dade City, Unknown
Deerfield Beach, Polk
Defuniak Springs, Okaloosa
Clearwater, Leon
Crescent Beach, Sarasota
Crestview, Broward
Crestview, Walton
Cross Key, Monroe
Crystal River, Marion
Surprise, Unknown
St Cloud, Orange
Syracuse, Unknown
San Marcos, Unknown
Sarasota, Unknown
Saint Petersburg, Bay
Ridgewood, Lee
Pooler, Broward
Port Canaveral, Brevard
Plantation Key, Monroe
Plantation, Leon
Pensacola, Dade
Panomo City, Bay
Vernon, Walton
Unknown, Manatee
Twentynine Palms, Broward
Winfield, Hillsborough
Winter Garden, Unknown
Whippany, Volusia
Xifamk, Dade
Littleton, St. Johns
Los Angeles, Orange
Mattoon, Lee
Marianna, Washington
Mary Esther, Hillsborough
Newaygo, Charlotte
Na, Dade

# COVID-19: characteristics of 991,910 Florid

Data through Nov 30, 2020 verified as of Dec 1, 2020 at 09:25 AM

Data in this report are provisional and subject to change.

The table below includes the cities and counties of residence for cases in Florida residents b

City and county
Missing, Flagler
Milford, Bay
Missing, Bay
Painted Post, Pasco
Palatka, Marion
Okeechobee, Highlands
Pompano Beach, Dade
Pompano Beach, Osceola
Pensacola Naval Hospital, Escambia
Stiamk, Dade
Saint Petersburg, Duval
Port Charlotte, Lee
Roswell, Bay
Ruskin, Manatee
Port Saint Lucie, Marion
Port St Luice, Unknown
Port St. Lucie, St. Lucie
Rivera Beach, Unknown
Lake In The Hills, Broward
Lake Worth, Unknown
Land, Unknown
Jupiter, Pinellas
Kansas City, Palm Beach
Indianapolis, Lee
Jena, Taylor
Fort Lauderdale, Lee
Fort Pierce, Brevard
Fort Worth, Broward
Franklin, Orange
Gainesville, Santa Rosa
High Springs, Columbia
Gwynn Oak, Polk
East Rockland Key, Monroe
Crescent City, Marion
Crestview, Unknown
Coal City, Pasco
Celebration, Orange
Delray Beach, Broward
Boys Ranch, Suwannee
Big Torch Key, Monroe
Boca Raton, Lee
Bonifay, Unknown
Arabi, Orange
Austin, Dade
Addison, Pasco
Alford, Washington
Apo, Collier
Sun City Center, Lee
Surfside Beach, Orange
Tavares, Unknown
Temple, Palm Beach
Unknown, Duval
Winnetka, Dade
Winter Springs, Orange
Youngstown, Washington
West Hollywood, Broward
Weston, Unknown
Wildwood, Lee
West Palm Beach, Unknown

# COVID-19: characteristics of 991,910 Florid

Data through Nov 30, 2020 verified as of Dec 1, 2020 at 09:25 AM

Data in this report are provisional and subject to change.

The table below includes the cities and counties of residence for cases in Florida residents b:

City and county
Total



# la resident cases

ased on the patient's ZIP Code. Note that city is not always received as part of the initial notification and may be missing while the case is being investigated.

	Cases
	132,727
	43,920
	41,033
	34,984
	31,267
	25,128
	20,944
	16,177
	14,438
	14,265
	13,993
	13,685
	12,936
	12,369
	12,116
	11,783
	11,245
	10,806
	10,623
	10,231
	9,571
	8,784
	8,467
	7,194
	7,000
	6,813
	6,413
	6,212
	6,096
	5,922
	5,357
	5,308
	4,967
	4,865
	4,861
	4,809
	4,707
	4,494
	4,268
	4,090
	4,052
	4,042
	3,998
	3,932
	3,826
	3,778
	3,767
	3,536
	3,524
	3,473
	3,434
	3,432
	3,421
	3,361
	3,321
	3,314
	3,293
	3,260
	3,131

# la resident cases

ased on the patient's ZIP Code. Note that city is not always received as part of the initial notification and may be missing while the case is being investigated.

	Cases
	3,111
	3,094
	3,040
	3,032
	2,899
	2,849
	2,795
	2,772
	2,740
	2,735
	2,726
	2,618
	2,573
	2,544
	2,516
	2,459
	2,446
	2,404
	2,390
	2,358
	2,351
	2,305
	2,293
	2,252
	2,225
	2,207
	2,194
	2,194
	2,171
	2,113
	2,075
	2,068
	2,031
	2,007
	2,004
	1,958
	1,923
	1,919
	1,907
	1,894
	1,873
	1,854
	1,846
	1,834
	1,802
	1,795
	1,785
	1,775
	1,748
	1,737
	1,707
	1,689
	1,662
	1,649
	1,616
	1,550
	1,541
	1,538
	1,535

# la resident cases

ased on the patient's ZIP Code. Note that city is not always received as part of the initial notification and may be missing while the case is being investigated.

	Cases
	1,524
	1,504
	1,495
	1,493
	1,434
	1,425
	1,420
	1,418
	1,416
	1,408
	1,407
	1,392
	1,389
	1,386
	1,367
	1,346
	1,316
	1,313
	1,312
	1,309
	1,297
	1,283
	1,283
	1,280
	1,272
	1,257
	1,249
	1,239
	1,237
	1,233
	1,229
	1,209
	1,197
	1,179
	1,178
	1,171
	1,169
	1,169
	1,157
	1,152
	1,141
	1,112
	1,107
	1,105
	1,088
	1,086
	1,077
	1,061
	1,054
	1,053
	1,043
	1,039
	1,039
	1,035
	1,020
	1,010
	1,007
	998
	967

# la resident cases

ased on the patient's ZIP Code. Note that city is not always received as part of the initial notification and may be missing while the case is being investigated.

	Cases
	957
	956
	956
	950
	948
	926
	918
	917
	914
	911
	910
	905
	905
	898
	894
	888
	887
	885
	878
	877
	869
	861
	842
	821
	819
	783
	772
	765
	755
	752
	738
	718
	717
	714
	709
	707
	696
	680
	680
	677
	666
	663
	659
	657
	648
	636
	633
	633
	624
	619
	617
	615
	600
	597
	597
	592
	589
	584
	575

# la resident cases

ased on the patient's ZIP Code. Note that city is not always received as part of the initial notification and may be missing while the case is being investigated.

	Cases
	574
	572
	567
	565
	565
	564
	559
	553
	552
	535
	535
	534
	534
	531
	521
	517
	506
	504
	503
	501
	501
	500
	482
	481
	481
	478
	476
	473
	472
	471
	467
	457
	450
	446
	443
	440
	439
	439
	439
	434
	423
	423
	416
	413
	409
	401
	392
	387
	377
	373
	365
	361
	360
	354
	351
	350
	345
	330
	325

# la resident cases

ased on the patient's ZIP Code. Note that city is not always received as part of the initial notification and may be missing while the case is being investigated.

	Cases
	324
	320
	319
	318
	315
	313
	313
	306
	299
	292
	290
	285
	285
	284
	282
	282
	276
	275
	274
	273
	266
	266
	254
	252
	250
	249
	240
	239
	238
	237
	236
	235
	230
	229
	227
	224
	223
	219
	218
	217
	215
	213
	212
	211
	207
	206
	202
	201
	195
	195
	194
	193
	192
	189
	189
	187
	185
	184
	183

# la resident cases

ased on the patient's ZIP Code. Note that city is not always received as part of the initial notification and may be missing while the case is being investigated.

Cases
181
181
181
180
179
177
176
174
172
171
166
164
164
163
160
159
158
156
155
151
150
146
145
145
143
141
141
141
141
139
137
137
137
136
134
134
132
130
128
127
126
124
122
121
121
119
118
118
114
113
112
111
111
110
109
109
108
106
105



# la resident cases

ased on the patient's ZIP Code. Note that city is not always received as part of the initial notification and may be missing while the case is being investigated.

	Cases
	104
	104
	103
	101
	99
	97
	97
	97
	95
	94
	94
	93
	92
	92
	91
	90
	89
	89
	89
	88
	88
	86
	86
	85
	85
	81
	81
	81
	80
	80
	79
	79
	79
	79
	78
	77
	76
	76
	75
	75
	74
	74
	74
	73
	72
	72
	71
	69
	69
	69
	69
	69
	68
	68
	68
	68
	67
	66
	64

## la resident cases

**ased on the patient's ZIP Code.** Note that city is not always received as part of the initial notification and may be missing while the case is being investigated.

[illegible]

# la resident cases

ased on the patient's ZIP Code. Note that city is not always received as part of the initial notification and may be missing while the case is being investigated.

	Cases
	37
	37
	36
	36
	35
	35
	35
	35
	33
	33
	33
	33
	32
	32
	32
	31
	31
	31
	31
	30
	30
	30
	29
	29
	29
	29
	28
	28
	28
	26
	26
	26
	26
	25
	25
	25
	25
	25
	24
	24
	24
	24
	24
	24
	23
	23
	23
	22
	22
	22
	22
	22
	22
	21
	21
	21
	21

## la resident cases

**ased on the patient's ZIP Code.** Note that city is not always received as part of the initial notification and may be missing while the case is being investigated.

[illegible]

## la resident cases

**ased on the patient's ZIP Code.** Note that city is not always received as part of the initial notification and may be missing while the case is being investigated.

[illegible]

## la resident cases

**ased on the patient's ZIP Code.** Note that city is not always received as part of the initial notification and may be missing while the case is being investigated.

[illegible]

## la resident cases

**ased on the patient's ZIP Code.** Note that city is not always received as part of the initial notification and may be missing while the case is being investigated.

[illegible]



## la resident cases

**ased on the patient's ZIP Code.** Note that city is not always received as part of the initial notification and may be missing while the case is being investigated.

[illegible]

## la resident cases

**ased on the patient's ZIP Code.** Note that city is not always received as part of the initial notification and may be missing while the case is being investigated.

[illegible]

## la resident cases

**ased on the patient's ZIP Code.** Note that city is not always received as part of the initial notification and may be missing while the case is being investigated.

[illegible]

## la resident cases

**ased on the patient's ZIP Code.** Note that city is not always received as part of the initial notification and may be missing while the case is being investigated.

[illegible]

## la resident cases

**ased on the patient's ZIP Code.** Note that city is not always received as part of the initial notification and may be missing while the case is being investigated.

[illegible]

## la resident cases

**ased on the patient's ZIP Code.** Note that city is not always received as part of the initial notification and may be missing while the case is being investigated.

[illegible]

## la resident cases

**ased on the patient's ZIP Code.** Note that city is not always received as part of the initial notification and may be missing while the case is being investigated.

[illegible]



## la resident cases

**ased on the patient's ZIP Code.** Note that city is not always received as part of the initial notification and may be missing while the case is being investigated.

[illegible]

## la resident cases

**ased on the patient's ZIP Code.** Note that city is not always received as part of the initial notification and may be missing while the case is being investigated.

[illegible]

## la resident cases

**ased on the patient's ZIP Code.** Note that city is not always received as part of the initial notification and may be missing while the case is being investigated.

[illegible]

## la resident cases

**ased on the patient's ZIP Code.** Note that city is not always received as part of the initial notification and may be missing while the case is being investigated.

[illegible]

## la resident cases

**ased on the patient's ZIP Code.** Note that city is not always received as part of the initial notification and may be missing while the case is being investigated.

[illegible]

# la resident cases

ased on the patient's ZIP Code. Note that city is not always received as part of the initial notification and may be missing while the case is being investigated.

Cases
991,910





























































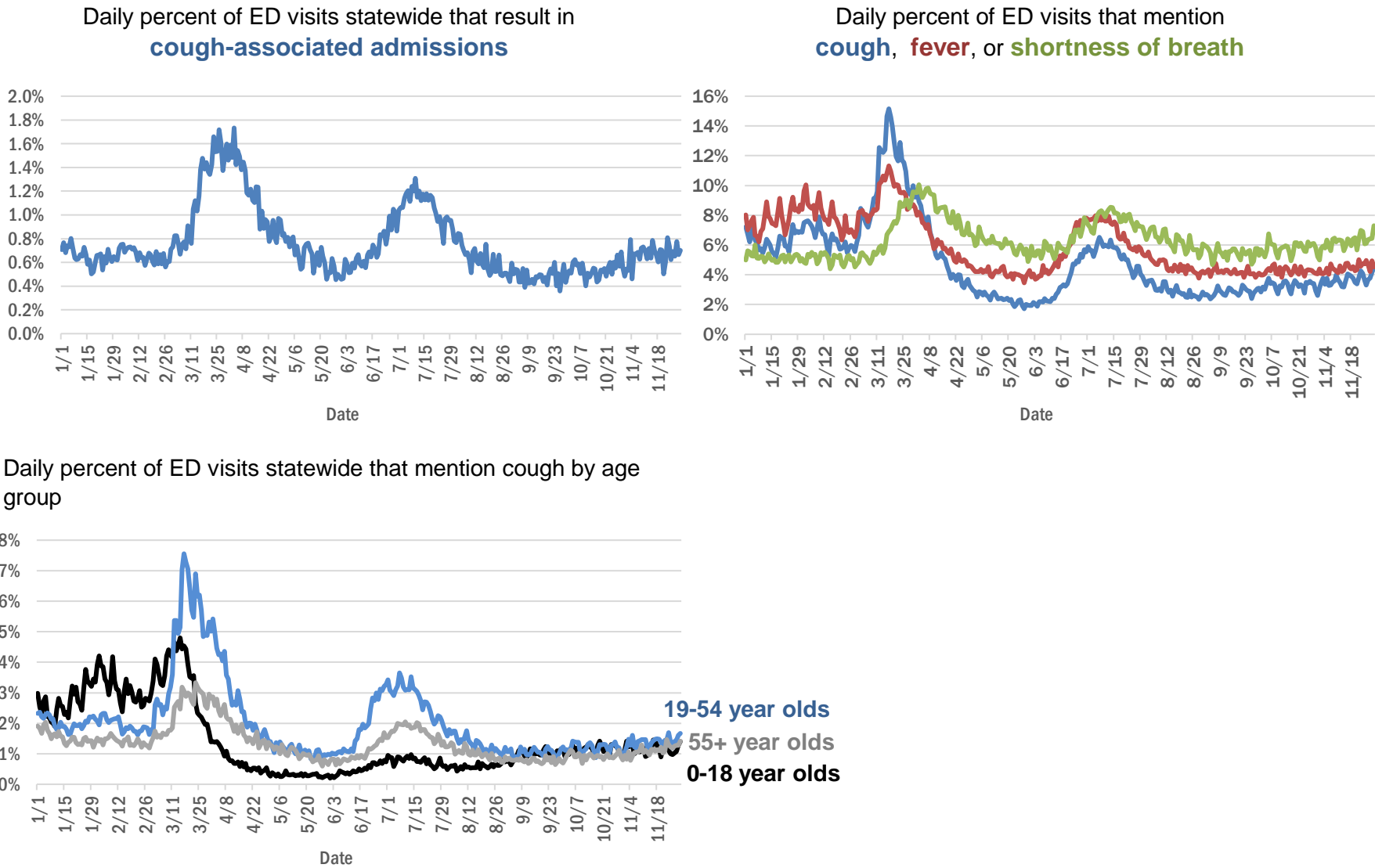


# COVID-19: additional surveillance information

Data through Nov 30, 2020 verified as of Dec 1, 2020 at 09:25 AM

Data in this report are provisional and subject to change.

## Statewide emergency department (ED) chief complaint and admission data



The Electronic Surveillance System for the Early Notification of Community-Based Epidemics (ESSENCE-FL) includes chief complaint data from 211 of 211 Florida EDs. Data are transmitted electronically to ESSENCE-FL daily or hourly.

# COVID-19: testing by laboratory

Data through Nov 30, 2020 verified as of Dec 1, 2020 at 09:25 AM

Data in this report are provisional and subject to change.

The numbers in the table below represent the number of Florida and non-Florida residents for whom test results were received by the Department of Health. A person can be tested by more than one laboratory and can have both positive and negative results. **Therefore, the sum of the numbers in each column will be larger than the total number of people tested.**

Reporting lab	Inconclusive	Negative	Positive	Percent positive	Total
LABORATORY CORPORATION OF AMERICA	1,976	1,220,947	150,317	11%	1,373,240
QUEST DIAGNOSTICS	9,168	1,110,486	153,021	12%	1,272,675
BIO REFERENCE LABORATORIES, INC	7,238	713,345	129,076	15%	849,659
CURATIVE LABS	7,457	698,216	79,724	10%	785,397
GENETWORX	661	390,604	32,930	8%	424,195
REALTOX LABS LLC	3,805	335,374	53,629	14%	392,808
HELIX	2,586	230,821	31,821	12%	265,228
RCA LABORATORY SERVICES, LLC		162,678	9,910	6%	172,588
EAST FLORIDA STATE COLLEGE - BREVARD☐		141,500	17,248	11%	158,748
IMPACT HEALTH BIOMETRIC TESTING, INC	819	138,975	13,381	9%	153,175
ELABNETWORK	1,058	130,676	10,774	8%	142,508
MAKO GENOMICS	5,712	111,092	17,889	13%	134,693
NORTHWEST LABORATORY	246	120,926	6,733	5%	127,905
BPHL-JACKSONVILLE	18	103,117	15,823	13%	118,958
MAYO CLINIC LABORATORIES	267	105,717	10,970	9%	116,954
ADVENT HEALTH LAB	112	101,260	13,957	12%	115,329
MEDICAL DIAGNOSTIC LABORATORIES	967	97,497	13,950	12%	112,414
ADVENTHEALTH LAB	98	94,664	9,225	9%	103,987
BAYCARE LABORATORIES LLC	444	94,909	8,036	8%	103,389
NOMIHEALTH		89,090	9,251	9%	98,341
BIOCOLLECTIONS WORLDWIDE, INC	570	86,445	11,322	12%	98,337
MEMORIAL REGIONAL HOSPITAL SOUTH	22	81,851	16,233	17%	98,106
KORVALABS, INC	1,281	90,479	4,621	5%	96,381
BPHL-MIAMI	225	81,217	13,012	14%	94,454
ASCENSION SACRED HEART HOSPITAL - PENSACOLA	2	82,179	10,246	11%	92,427
ORLANDO HEALTH SYSTEM	576	82,149	7,876	9%	90,601
SUNPATH MEDICAL DIAGNOSTICS LABORATORY	680	65,365	9,325	12%	75,370
TAMPA GENERAL HOSPITAL	4	67,422	5,224	7%	72,650
UF HEALTH MEDICAL LAB	33	66,553	5,307	7%	71,893
DIATHERIX LABORATORIES		60,579	8,281	12%	68,860
BPHL-TAMPA (SPECTRUM BLVD)	45	57,559	9,416	14%	67,020
FULGENT DIAGNOSTICS LABORATORY	1,021	60,131	4,643	7%	65,795
TESTING MATTERS INC	37	57,779	7,179	11%	64,995
AKESOGEN		49,623	7,691	13%	57,314
ASCENSION ST VINCENT'S - RIVERSIDE	1	47,534	5,355	10%	52,890
ARUP LABORATORIES	16	49,824	2,881	5%	52,721
JACKSON MEMORIAL HOSPITAL CLINICAL LAB	79	44,097	8,310	16%	52,486
BAPTIST HEALTH SOUTH FLORIDA	196	45,290	6,971	13%	52,457
AMERICAN HEALTH ASSOCIATES	9	47,100	3,475	7%	50,584
UF HEALTH SHANDS HOSPITAL	289	45,329	2,687	6%	48,305
LAKELAND REGIONAL MEDICAL CENTER	114	42,675	4,598	10%	47,387
REAL DIAGNOSTICS	251	39,631	4,982	11%	44,864
VIRACOR EUROFINS		34,635	9,674	22%	44,309
AIT LABORATORIES		39,046	4,397	10%	43,443
ORANGE COUNTY CONVENTION CENTER		33,330	3,645	10%	36,975
MIAMI DADE COUNTY☐		32,093	3,526	10%	35,619
TALLAHASSEE MEMORIAL HOSPITAL	140	31,527	3,495	10%	35,162

# COVID-19: testing by laboratory

Data through Nov 30, 2020 verified as of Dec 1, 2020 at 09:25 AM

Data in this report are provisional and subject to change.

The numbers in the table below represent the number of Florida and non-Florida residents for whom test results were received by the Department of Health. A person can be tested by more than one laboratory and can have both positive and negative results. **Therefore, the sum of the numbers in each column will be larger than the total number of people tested.**

Reporting lab	Inconclusive	Negative	Positive	Percent positive	Total
SOUTH MIAMI HOSPITAL LAB	130	31,066	3,811	11%	35,007
BAPTIST HEALTH - JACKSONVILLE	4	32,425	2,115	6%	34,544
APPLIED INGENUITY DIAGNOSTICS LLC		31,936	1,610	5%	33,546
WALGREENS	30	27,022	4,900	15%	31,952
LEE HEALTH - CAPE CORAL HOSPITAL	3	26,048	4,073	14%	30,124
BROWARD GENERAL MEDICAL CENTER-CLINICAL LAB	2	25,849	2,621	9%	28,472
SARASOTA MEMORIAL HOSPITAL MAIN LAB	12	25,835	1,912	7%	27,759
UNIVERSITY OF MIAMI HOSPITAL	32	24,569	2,650	10%	27,251
MILLENNIUM PHYSICIAN GROUP	16	23,202	3,705	14%	26,923
UF HEALTH JACKSONVILLE	39	23,756	2,094	8%	25,889
NICKLAUS CHILDREN'S HOSPITAL	51	22,004	3,179	13%	25,234
ECCO LAB GROUP CO	364	20,727	3,628	15%	24,719
FLORIDA HOSPITAL - TAMPA	37	22,804	1,857	8%	24,698
PWNHEALTH	30	22,586	1,431	6%	24,047
INGENIOUS PERSONALIZED MEDICINE	118	18,818	3,430	15%	22,366
STATLAB_MOBILE	1	19,239	1,985	9%	21,225
NORTH FLORIDA REGIONAL MEDICAL CENTER		19,025	1,891	9%	20,916
MOUNT SINAI MEDICAL CENTER	7	19,053	1,798	9%	20,858
ADVENT HEALTH - DAYTONA BEACH	32	18,881	1,402	7%	20,315
ST JOSEPHS HOSPITAL LABORATORY	18	17,975	2,313	11%	20,306
ACCESS DX LABORATORY	193	18,262	1,835	9%	20,290
BRANDON REGIONAL HOSPITAL		17,857	2,135	11%	19,992
PALMETTO GENERAL HOSPITAL LAB	3	16,132	3,427	18%	19,562
JUPITER MEDICAL CENTER LAB	49	17,355	1,522	8%	18,926
JFK MEDICAL CENTER LAB	1	16,724	2,097	11%	18,822
NAPLES COMMUNITY HOSPITAL	58	16,884	1,721	9%	18,663
LAB DIAGNOSTICS LLC	364	12,382	5,119	29%	17,865
BIOCERNA LABS	461	14,582	2,113	12%	17,156
PANCARE OF FLORIDA INC		15,450	1,535	9%	16,985
GENESIS REFERENCE LABORATORIES		15,617	1,256	7%	16,873
AVENTUS BIO LABS	16	14,793	1,953	12%	16,762
PATIENTS FIRST LAKE ELLA MEDICAL CENTER PA		14,065	2,495	15%	16,560
INTEGRATED REGIONAL LABORATORIES LLP		14,243	2,051	13%	16,294
DRS CLACK SPENCER WHITE & MCCORMACK PA D/B/A		14,743	1,404	9%	16,147
SAINT MARY'S MEDICAL CENTER	21	13,609	1,621	11%	15,251
MORTON PLANT HOSPITAL-ADLER INSTITUTE	8	13,465	1,205	8%	14,678
INDIAN RIVER MEDICAL CENTER LAB		13,669	839	6%	14,508
WELLINGTON REGIONAL MED CTR LAB	5	11,802	1,438	11%	13,245
CLEVELAND CLINIC HOSPITAL LAB	4	11,650	1,437	11%	13,091
EXACT SCIENCES LABORATORIES		12,085	870	7%	12,955
LEESBURG REGIONAL MEDICAL CENTER		11,471	1,152	9%	12,623
HEALTH CENTER AT SINAI RESIDENCES		12,049	206	2%	12,255
OSCEOLA REGIONAL MEDICAL CENTER	1	10,708	1,464	12%	12,173
HOMESTEAD HOSPITAL CLINICAL LABORATORY	23	9,975	2,032	17%	12,030

# COVID-19: testing by laboratory

Data through Nov 30, 2020 verified as of Dec 1, 2020 at 09:25 AM

Data in this report are provisional and subject to change.

The numbers in the table below represent the number of Florida and non-Florida residents for whom test results were received by the Department of Health. A person can be tested by more than one laboratory and can have both positive and negative results. **Therefore, the sum of the numbers in each column will be larger than the total number of people tested.**

Reporting lab	Inconclusive	Negative	Positive	Percent positive	Total
FLORIDA HOSPITAL WATERMAN LABORATORY	70	10,998	855	7%	<b>11,923</b>
HOLY CROSS HOSPITAL CLINICAL LAB	1	11,193	619	5%	<b>11,813</b>
ST MARKS HOSPITAL LABORATORY B	78	10,627	1,002	9%	<b>11,707</b>
HEALTHLINK DIAGNOSTIC LABORATORIES	49	10,919	632	5%	<b>11,600</b>
MEMORIAL HOSPITAL JACKSONVILLE	8	9,798	1,789	15%	<b>11,595</b>
RUTGERS CLINICAL GENOMICS LABORATORY	43	10,975	385	3%	<b>11,403</b>
MEMORIAL REGIONAL HOSPITAL CLINICAL LABORATORY	10	10,409	714	6%	<b>11,133</b>
PWN HEALTH	17	9,074	1,988	18%	<b>11,079</b>
LEE HEALTH - LEE MEMORIAL HOSPITAL		8,232	2,617	24%	<b>10,849</b>
WEST KENDALL BAPTIST HOSPITAL	8	8,791	1,939	18%	<b>10,738</b>
WATSON CLINIC LLP		9,107	1,488	14%	<b>10,595</b>
DELRAY MEDICAL CENTER LAB	3	9,617	970	9%	<b>10,590</b>
NORTHWEST MEDICAL CENTER	1	9,203	1,270	12%	<b>10,474</b>
LARKIN COMMUNITY HOSPITAL INC DBA CARDIOTROPIC		6,820	3,623	35%	<b>10,443</b>
PRIVA PATH LABS	43	9,934	466	4%	<b>10,443</b>
ORANGE PARK MEDICAL CENTER	9	8,721	1,580	15%	<b>10,310</b>
LAWNWOOD REGIONAL MEDICAL CENTER	1	8,983	1,225	12%	<b>10,209</b>
BETHESDA HOSPITAL EAST		9,363	838	8%	<b>10,201</b>
STS LAB 2 LLC	6	9,808	225	2%	<b>10,039</b>
OAK HILL HOSPITAL		9,049	933	9%	<b>9,982</b>
BAPTIST HEALTH - SOUTH		9,250	666	7%	<b>9,916</b>
ST ANTHONY'S HOSPITAL LAB	13	8,901	1,000	10%	<b>9,914</b>
SRQ DRIVE THROUGH		8,944	904	9%	<b>9,848</b>
WINTER HAVEN HOSPITAL CLINICAL LABORATORY	3	8,389	1,358	14%	<b>9,750</b>
PALM BEACH BALL PARK		8,604	990	10%	<b>9,594</b>
LARKIN COMMUNITY HOSPITAL	10	8,213	1,260	13%	<b>9,483</b>
LARGO MEDICAL CENTER		8,506	885	9%	<b>9,391</b>
COAST DIAGNOSTICS LLC	26	8,700	647	7%	<b>9,373</b>
UHEALTH CORAL GABLES/LENNAR MED CTR	3	8,798	542	6%	<b>9,343</b>
GOOD SAMARITAN MEDICAL CENTER LAB	1	8,119	1,199	13%	<b>9,319</b>
AVECINA	17	8,667	551	6%	<b>9,235</b>
BAYFRONT HEALTH - ST PETERSBURG	16	7,694	1,283	14%	<b>8,993</b>
WESTSIDE REGIONAL MED CTR	2	7,704	1,240	14%	<b>8,946</b>
MEASE COUNTRYSIDE LAB	2	8,079	765	9%	<b>8,846</b>
CLEVELAND CLINIC TRADITION HOSPITAL		8,343	487	6%	<b>8,830</b>
ST JOSEPHS HOSPITAL	8	7,739	977	11%	<b>8,724</b>
MERCY HOSPITAL A CAMPUS OF PLANTATION GEN HOSP LAB	1	7,323	1,387	16%	<b>8,711</b>
GULF COAST MEDICAL CENTER MICROLAB		6,779	1,853	21%	<b>8,632</b>
BOSTON HEART DIAGNOSTICS CORP		7,392	1,138	13%	<b>8,530</b>
AEGIS SCIENCES CORPORATION	38	7,669	785	9%	<b>8,492</b>
PALMS WEST HOSPITAL LAB	2	7,320	1,169	14%	<b>8,491</b>
MEDICAL CENTER OF TRINITY CLINICAL LABORATORY	1	7,636	755	9%	<b>8,392</b>
AVECINA MEDICAL OAKLEAF	3	6,977	1,330	16%	<b>8,310</b>
WEST FLORIDA HOSPITAL LAB		6,752	1,476	18%	<b>8,228</b>
HALIFAX MEDICAL CENTER LAB	33	7,061	1,128	14%	<b>8,222</b>



# COVID-19: testing by laboratory

Data through Nov 30, 2020 verified as of Dec 1, 2020 at 09:25 AM

Data in this report are provisional and subject to change.

The numbers in the table below represent the number of Florida and non-Florida residents for whom test results were received by the Department of Health. A person can be tested by more than one laboratory and can have both positive and negative results. **Therefore, the sum of the numbers in each column will be larger than the total number of people tested.**

Reporting lab	Inconclusive	Negative	Positive	Percent positive	Total
CORAL GABLES HOSPITAL CLINICAL LABORATORY		6,881	1,295	16%	<b>8,176</b>
REGIONAL MEDICAL CENTER BAYONET POINT	2	7,668	501	6%	<b>8,171</b>
THE VILLAGES REGIONAL HOSPITAL		7,602	553	7%	<b>8,155</b>
WEST BOCA MEDICAL CENTER LAB		7,526	629	8%	<b>8,155</b>
MANATEE MEMORIAL HOSPITAL		7,385	627	8%	<b>8,012</b>
FLORIDA HOSPITAL HEARTLAND MED CTR CLINICAL LAB	33	7,040	934	12%	<b>8,007</b>
BAPTIST HEALTHCARE - BAPTIST HOSPITAL	4	6,657	1,252	16%	<b>7,913</b>
AVENTURA HOSPITAL LAB		6,371	1,422	18%	<b>7,793</b>
Capital Regional Medical Ctr		6,430	1,338	17%	<b>7,768</b>
LEE HEALTH - HEALTH PARK MEDICAL CENTER		6,470	1,259	16%	<b>7,729</b>
ADVENT HEALTH - WESLEY CHAPEL	14	7,141	571	7%	<b>7,726</b>
BLAKE MEDICAL CENTER		6,736	940	12%	<b>7,676</b>
PALM BEACH GARDENS MEDICAL CTR LAB		6,995	655	9%	<b>7,650</b>
NCH NORTH NAPLES HOSPITAL LAB	15	6,733	827	11%	<b>7,575</b>
NIGHT LITE PEDIATRICS	4	5,765	1,627	22%	<b>7,396</b>
VISTA CLINICAL DIAGNOSTICS	75	6,780	452	6%	<b>7,307</b>
DOCTORS HOSPITAL	4	6,128	1,132	16%	<b>7,264</b>
ACCESS MEDICAL LABORATORIES		4,321	2,799	39%	<b>7,120</b>
AVICINA MEDICAL	4	6,030	1,035	15%	<b>7,069</b>
FLORIDA HOSPITAL FLAGLER	29	6,580	439	6%	<b>7,048</b>
ADVENTIST HEALTH SYSTEMS SUNBELT INC DBA		6,599	341	5%	<b>6,940</b>
INFORM DIAGNOSTICS, INC		6,550	346	5%	<b>6,896</b>
LAKE CITY MEDICAL CENTER		5,463	1,269	19%	<b>6,732</b>
LUMINUS DIAGNOSTICS		6,144	529	8%	<b>6,673</b>
FLORIDA MEDICAL CENTER - A CAMPUS OF NORTH SHORE	2	5,811	804	12%	<b>6,617</b>
PLANTATION GENERAL HOSPITAL		5,549	1,047	16%	<b>6,596</b>
CORAL SPRINGS MED CTR		5,961	586	9%	<b>6,547</b>
NORTHSIDE HOSPITAL AND HEART INSTITUTE		5,805	609	9%	<b>6,414</b>
NORTH SHORE MEDICAL CENTER		5,323	1,088	17%	<b>6,411</b>
FLORIDA HOSPITAL DELAND	10	5,549	792	12%	<b>6,351</b>
ALL CHILDREN'S HOSPITAL		5,994	335	5%	<b>6,329</b>
NEMOURS CHILDRENS HOSPITAL		6,127	199	3%	<b>6,326</b>
FLORIDA HOSPITAL ZEPHYRHILLS	10	5,820	491	8%	<b>6,321</b>
BROWARD HEALTH NORTH CLINICAL LABORATORY		5,546	702	11%	<b>6,248</b>
NONA SCIENTIFIC	4	5,067	1,158	19%	<b>6,229</b>
INDIAN RIVER PATHOLOGY LLC		5,727	445	7%	<b>6,172</b>
CENTRAL FLORIDA REGIONAL HOSPITAL		5,469	553	9%	<b>6,022</b>
FLORIDA HOSPITAL OF CARROLLWOOD	22	5,315	648	11%	<b>5,985</b>
VISTA CLINICAL	7	3,255	2,661	45%	<b>5,923</b>
MEMORIAL HOSPITAL WEST LABORATORY SERVICES	14	5,306	526	9%	<b>5,846</b>
CLEVELAND CLINIC MARTIN SOUTH HOSPITAL	1	5,279	472	8%	<b>5,752</b>
GENOVA DIAGNOSTICS LABORATORY	13	5,341	337	6%	<b>5,691</b>
OCALA REGIONAL MEDICAL CENTER		5,047	605	11%	<b>5,652</b>
FULGENT DIAGNOSTICS	97	5,171	324	6%	<b>5,592</b>
WEST PALM HOSPITAL LAB		5,149	432	8%	<b>5,581</b>
UNITED CLINICAL LABORATORY LLC	2	4,553	983	18%	<b>5,538</b>
P4 CLINICAL, LLC	61	5,037	431	8%	<b>5,529</b>

# COVID-19: testing by laboratory

Data through Nov 30, 2020 verified as of Dec 1, 2020 at 09:25 AM

Data in this report are provisional and subject to change.

The numbers in the table below represent the number of Florida and non-Florida residents for whom test results were received by the Department of Health. A person can be tested by more than one laboratory and can have both positive and negative results. **Therefore, the sum of the numbers in each column will be larger than the total number of people tested.**

Reporting lab	Inconclusive	Negative	Positive	Percent positive	Total
FLORIDA LABORATORY ANALYSIS		4,963	541	10%	5,504
BAPTIST HEALTH - BEACHES		5,135	362	7%	5,497
LEE HEALTH - GULF COAST MEDICAL CENTER	2	4,542	952	17%	5,496
PATHNOSTICS	12	4,018	1,431	26%	5,461
Lake City HM		5,009	292	6%	5,301
MARTIN HOSPITAL SOUTH LAB		4,966	279	5%	5,245
BAPTIST HEALTH SOUTH FLORIDA - WEST KENDALL URGENT CARE		4,453	708	14%	5,161
MORTON PLANT-MEASE	1	4,682	366	7%	5,049
LEON MEDICAL CENTERS LLC		4,042	948	19%	4,990
ANNE BATES LEACH EYE HOSPITAL/ ABLEH MICROBIOLOGY LABORATORY		4,852	72	1%	4,924
LABSTAT LLC	2	4,661	259	5%	4,922
MEMORIAL HOSPITAL MICRO		4,604	309	6%	4,913
POINCIANA MEDICAL CENTER		3,805	1,061	22%	4,866
LAKEWOOD RANCH MEDICAL CENTER		4,519	346	7%	4,865
FLORIDA HOSPITAL FISH MEMORIAL	19	4,239	564	12%	4,822
ST JOSEPHS NORTH HOSPITAL LAB		4,285	511	11%	4,796
WEST MARION COMMUNITY HOSPITAL LAB		4,214	575	12%	4,789
SUNRISE MEDICAL LABORATORIES	2	4,435	293	6%	4,730
TROPICANA FIELD - LOT 2	17	4,297	411	9%	4,725
ARCPPOINT LABS	2	3,783	879	19%	4,664
KD MEDICAL CHOICE LLC		4,164	490	11%	4,654
BINAXNOW	6	3,686	933	20%	4,625
IMPERIAL POINT MEDICAL CENTER		4,207	352	8%	4,559
ST LUCIE MEDICAL CENTER		3,671	782	18%	4,453
SOUTH BAY HOSPITAL CLINICAL LAB		4,064	388	9%	4,452
MEDEXPRESS URGENT CARE	2	2,839	1,603	36%	4,444
CLEVELAND CLINIC MARTIN NORTH HOSPITAL		4,022	389	9%	4,411
BAPTIST HEALTH - NASSAU		4,156	184	4%	4,340
CARDIOPATH	1	3,957	352	8%	4,310
MOFFITT CANCER CENTER	6	4,221	82	2%	4,309
UNKNOWN	3	2,652	1,601	38%	4,256
OVIEDO MEDICAL CENTER		3,772	436	10%	4,208
AVERO DIAGNOSTICS - IRVING		3,946	236	6%	4,182
AMERICAN FAMILY CARE		2,444	1,686	41%	4,130
SOUTH FLORIDA BAPTIST HOSPITAL MICRO	2	3,513	545	13%	4,060
NIGHT LITE PEDIATRIC CENTER LLC		3,801	242	6%	4,043
HEALTHQUEST ESOTERICS		2,917	1,121	28%	4,038
BAPTIST HEALTH SOUTH FLORIDA - COUNTRY WALK URGENT CARE		3,472	548	14%	4,020
HIALEAH HOSPITAL	4	3,242	751	19%	3,997
FORT WALTON BEACH MEDICAL CENTER		3,458	501	13%	3,959
CARDIOTROPIC LABS	83	3,141	724	18%	3,948
NIGHT LITE PEDIATRICS URGENT CARE	1	3,377	485	13%	3,863
ST PETERSBURG GENERAL HOSPITAL		3,236	617	16%	3,853
FLORIDA HOSPITAL NORTH PINELLAS	11	3,556	252	7%	3,819
PHYSICIANS REGIONAL MEDICAL CENTER - PINE RIDGE RD	1	3,102	630	17%	3,733
HOLIDAY CVS LLC		3,479	170	5%	3,649
CLARITY LAB SOLUTIONS LLC		3,608	4	0%	3,612

# COVID-19: testing by laboratory

Data through Nov 30, 2020 verified as of Dec 1, 2020 at 09:25 AM

Data in this report are provisional and subject to change.

The numbers in the table below represent the number of Florida and non-Florida residents for whom test results were received by the Department of Health. A person can be tested by more than one laboratory and can have both positive and negative results. **Therefore, the sum of the numbers in each column will be larger than the total number of people tested.**

Reporting lab	Inconclusive	Negative	Positive	Percent positive	Total
BAPTIST HEALTH SOUTH FLORIDA - MIAMI LAKES URGENT CARE		2,897	632	18%	3,529
UNIVERSITY HOSPITAL AND MEDICAL CENTER		2,742	783	22%	3,525
CernerELR_Advent		3,227	224	6%	3,451
SYNERGY LABORATORIES	7	3,060	301	9%	3,368
BAPTIST HEALTH SOUTH FLORIDA - DORAL URGENT CARE		2,750	573	17%	3,323
WESTCHESTER HOSPITAL	23	2,717	549	17%	3,289
PUTNAM COMMUNITY MEDICAL CENTER		2,900	338	10%	3,238
GENE BY GENE, GENOMICS RESEARCH CENTER LAB	35	3,089	87	3%	3,211
BAPTIST HEALTH SOUTH FLORIDA - CORAL SPRINGS URGENT CARE		2,840	365	11%	3,205
BAPTIST HEALTH - NORTH		2,488	683	22%	3,171
MEASE DUNEDIN HOSPITAL	4	2,913	251	8%	3,168
ISPM LABS, LLC DBA CAPSTONE DIAGNOSTICS, LLC		3,091	67	2%	3,158
BAPTIST HEALTH SOUTH FLORIDA - PEMBROKE PINES URGENT CARE		2,700	429	14%	3,129
BAPTIST HEALTH SOUTH FLORIDA - WESTCHESTER URGENT CARE		2,631	473	15%	3,104
SANTA ROSA MEDICAL CENTER		2,584	447	15%	3,031
RAULERSON HOSPITAL		2,560	459	15%	3,019
PALMS OF PASADENA HOSPITAL		2,710	294	10%	3,004
BAYCARE COMMUNITY HEALTH		2,923	53	2%	2,976
FLORIDA HOSPITAL OCALA		2,781	168	6%	2,949
VIKOR SCIENTIFIC	3	2,226	711	24%	2,940
DOCTORS HOSPITAL OF SARASOTA CLINICAL LABORATORY		2,607	315	11%	2,922
BAYFRONT HEALTH - VENICE REGIONAL MEDICAL		2,711	204	7%	2,915
H LEE MOFFITT CANCER CENTER LABORATORY		2,866	33	1%	2,899
MIDWAY SPECIALTY CARE CENTER DIAGNOSTICS	36	2,641	210	7%	2,887
STONE CLINICAL LABORATORIES		2,789	96	3%	2,885
MEMORIAL HOSPITAL- MIRAMAR	12	2,657	209	7%	2,878
MEDARBOR DIAGNOSTICS	1	2,057	774	27%	2,832
MALABAR MEDICAL WALK IN CLINIC		2,472	324	12%	2,796
SYNERGY DIAGNOSTIC LABORATORY	82	2,405	223	8%	2,710
ACUTIS DIAGNOSTICS	15	2,343	349	13%	2,707
WALGREENS ORLANDO	3	2,384	316	12%	2,703
TWIN CITIES HOSPITAL	1	2,413	275	10%	2,689
WALGREEN CO	2	2,377	310	12%	2,689
BAYFRONT HEALTH - PORT CHARLOTTE		2,477	203	8%	2,680
MEDCOMP SCIENCES LLC	29	1,311	1,314	50%	2,654
EGLIN AIR FORCE BASE	2	1,899	736	28%	2,637
ANGEL KIDS PEDIATRICS		2,558	77	3%	2,635
BETHESDA HOSPITAL WEST		2,399	225	9%	2,624
VETERANS AFFAIRS MEDICAL CENTER - ORLANDO		1,341	1,253	48%	2,594
GENESIS MEDICAL LABORATORY	25	2,180	361	14%	2,566
ADVENT HEALTH - OCALA		2,124	398	16%	2,522
EXPRESS GENE MOLECULAR DIAGNOSTICS LABORATORY		2,113	338	14%	2,451
CITRUS MEMORIAL HOSPITAL LABORATORY		2,184	259	11%	2,443
BAPTIST HEALTH SOUTH FLORIDA - CORAL GABLES (UNIVERSITY) URGENT CARE		2,155	276	11%	2,431
SOLARIS DIAGNOSTICS		2,131	253	11%	2,384
BAPTIST HEALTH SOUTH FLORIDA - WESTON URGENT CARE		2,106	212	9%	2,318
LEE HEALTH - COCONUT POINT CLINICAL LAB	2	1,868	432	19%	2,302



# COVID-19: testing by laboratory

Data through Nov 30, 2020 verified as of Dec 1, 2020 at 09:25 AM

Data in this report are provisional and subject to change.

The numbers in the table below represent the number of Florida and non-Florida residents for whom test results were received by the Department of Health. A person can be tested by more than one laboratory and can have both positive and negative results. **Therefore, the sum of the numbers in each column will be larger than the total number of people tested.**

Reporting lab	Inconclusive	Negative	Positive	Percent positive	Total
BAPTIST HEALTH SOUTH FLORIDA - DAVIE URGENT CARE		1,957	331	14%	<b>2,288</b>
BAYFRONT HEALTH - SEVEN RIVERS		2,098	175	8%	<b>2,273</b>
BAPTIST HEALTH SOUTH FLORIDA - TAMiami TRAIL URGENT CARE		1,850	421	19%	<b>2,271</b>
MEDICAL DNA LABS LLC	2	2,144	124	5%	<b>2,270</b>
BAPTIST HEALTH SOUTH FLORIDA - PINECREST URGENT CARE		1,988	276	12%	<b>2,264</b>
MEMORIAL HOSPITAL PEMBROKE	3	1,992	249	11%	<b>2,244</b>
MINUTECLINIC LLC #3703		1,963	278	12%	<b>2,241</b>
LAKESIDE MEDICAL CENTER		1,772	456	20%	<b>2,228</b>
BAPTIST HEALTH SOUTH FLORIDA - CORAL GABLES URGENT CARE		1,922	305	14%	<b>2,227</b>
ASCENSION SACRED HEART - EMERALD COAST		1,879	329	15%	<b>2,208</b>
NORTHWEST FLORIDA COMMUNITY HOSPITAL	13	1,444	748	34%	<b>2,205</b>
BARTOW REGIONAL MEDICAL CENTER	1	1,929	271	12%	<b>2,201</b>
THE HEALTHCARE DISTRICT OF PALM BEACH COUNTY	9	1,991	194	9%	<b>2,194</b>
THE CENTER FOR URGENT CARE	2	1,733	449	21%	<b>2,184</b>
ADVENTHEALTH CENTRA CARE LAKE BUENA VISTA		2,085	94	4%	<b>2,179</b>
BAYFRONT HEALTH - BROOKSVILLE		1,869	271	13%	<b>2,140</b>
CENTRA CARE SAINT CLOUD	1	1,829	287	14%	<b>2,117</b>
ENGLEWOOD COMMUNITY HOSPITAL		1,959	154	7%	<b>2,113</b>
MINUTECLINIC		1,887	212	10%	<b>2,099</b>
CENTRA CARE - WATERFORD LAKES		1,586	490	24%	<b>2,076</b>
SPORTS DRUG TESTING LABORATORY	35	1,965	52	3%	<b>2,052</b>
URGENT CARE CURE	2	1,815	227	11%	<b>2,044</b>
LOWER KEYS MEDICAL CENTER		1,839	205	10%	<b>2,044</b>
SELECT LABORATORIES - MARION COUNTY, FL LLC	3	1,912	124	6%	<b>2,039</b>
CLINICAL REFERENCE LABORATORY	1	1,969	65	3%	<b>2,035</b>
BMCT Molecular Diagnostics Subsection		1,654	342	17%	<b>1,996</b>
COMMUNITY HEALTH NORTHWEST FLORIDA	4	1,472	517	26%	<b>1,993</b>
BAPTIST HEALTH SOUTH FLORIDA - PALMETTO BAY URGENT CARE		1,729	259	13%	<b>1,988</b>
CLARITY LAB SOLUTIONS		1,732	248	13%	<b>1,980</b>
DOC SMILEY'S URGENT CARE		1,705	247	13%	<b>1,952</b>
HIGHLANDS REGIONAL MEDICAL CENTER		1,576	369	19%	<b>1,945</b>
AMELIA URGENT CARE		1,267	675	35%	<b>1,942</b>
PHYSICIANS REGIONAL MEDICAL CENTER - COLLIER BLVD	1	1,450	446	24%	<b>1,897</b>
HOLIDAY CVS LLC DBA CVS PHARMACY #5154		1,846	25	1%	<b>1,871</b>
DESOTO MEMORIAL HOSPITAL	3	1,516	316	17%	<b>1,835</b>
BAPTIST HEALTH SOUTH FLORIDA - KENDALE LAKES URGENT CARE		1,473	348	19%	<b>1,821</b>
SUNCOAST PATHOLOGY ASSOCIATES		1,664	127	7%	<b>1,791</b>
BAPTIST HEALTH SOUTH FLORIDA - BRICKELL URGENT CARE		1,502	283	16%	<b>1,785</b>
BAPTIST HEALTHCARE - GULF BREEZE HOSPITAL	3	1,529	234	13%	<b>1,766</b>
BAPTIST HEALTH URGENT CARE AT SAWGRASS		1,523	223	13%	<b>1,746</b>
MARINERS HOSPITAL		1,602	140	8%	<b>1,742</b>
TALLAHASSEE PRIMARY CARE ASSOCIATES		1,549	144	9%	<b>1,693</b>
LABORATORY OF FLORIDA LLC	40	1,506	105	6%	<b>1,651</b>
MINUTECLINIC LLC		1,426	218	13%	<b>1,644</b>
JW PLASTIC SURGERY		1,368	235	15%	<b>1,603</b>
BAPTIST HEALTH - CLAY		1,396	197	12%	<b>1,593</b>
ADVENT HEALTH - HEART OF FLORIDA ER	1	1,451	124	8%	<b>1,576</b>

# COVID-19: testing by laboratory

Data through Nov 30, 2020 verified as of Dec 1, 2020 at 09:25 AM

Data in this report are provisional and subject to change.

The numbers in the table below represent the number of Florida and non-Florida residents for whom test results were received by the Department of Health. A person can be tested by more than one laboratory and can have both positive and negative results. **Therefore, the sum of the numbers in each column will be larger than the total number of people tested.**

Reporting lab	Inconclusive	Negative	Positive	Percent positive	Total
BAPTIST HEALTH EMERGENCY CENTER COUNTRY WALK	1	1,331	237	15%	1,569
BAPTIST HEALTH - OAKLEAF		1,308	258	16%	1,566
GENUS3		1,498	59	4%	1,557
OPTEO LABORATORY		1,506	31	2%	1,537
ADVENT HEALTH - NEW SMYRNA		1,175	360	23%	1,535
BAYFRONT HEALTH - PUNTA GORDA		1,458	72	5%	1,530
ATLANTIS URGENT CARE	1	661	802	55%	1,464
FLOWERS HOSPITAL		1,336	124	8%	1,460
TAMPA COMMUNITY HOSPITAL		1,204	221	16%	1,425
PATIENTS CHOICE LABORATORIES		825	575	41%	1,400
ASSOCIATED PATHOLOGISTS, LLC	3	1,172	215	15%	1,390
BAYFRONT HEALTH - SPRING HILL		1,267	92	7%	1,359
ASCENSION ST VINCENT'S - SOUTHSIDE		1,309	49	4%	1,358
PHYSICIANS STAT LAB		454	896	66%	1,350
BAPTIST HEALTH SOUTH FLORIDA - MIAMI BEACH URGENT CARE		1,155	182	14%	1,337
UHEALTH DEERFIELD BEACH/UMSYLVESTER DEERFIELD BEACH LABORATORY	3	1,279	47	4%	1,329
NXGEN MDX LLC	3	1,226	97	7%	1,326
QDX PATHOLOGY SERVICES	1	1,112	209	16%	1,322
SPARROW HEALTHCARE	2	1,123	196	15%	1,321
ADVENTHEALTH CENTRA CARE WINTER GARDEN		1,234	56	4%	1,290
JACKSON HOSPITAL CLINICAL LABORATORY		1,099	166	13%	1,265
ADVANCE MEDICAL OF NAPLES		308	955	76%	1,263
SARKIS CLINICAL TRIALS		1,101	146	12%	1,247
NORTH SHORE LONG ISLAND JEWISH HEALTH		1,188	42	3%	1,230
CLINICORE		1,124	91	7%	1,215
ADVENTHEALTH CENTRA CARE DR PHILLIPS		1,158	46	4%	1,204
ACCESS MEDICAL LABS		746	448	38%	1,194
ASSURANCE SCIENTIFIC LABORATORIES	1	945	224	19%	1,170
ADVENTHEALTH CENTRA CARE WINTER PARK		1,100	43	4%	1,143
MARTIN HEALTH SYSTEM - ST LUCIE WEST		1,016	103	9%	1,119
ADVENTHEALTH CENTRA CARE HUNTERS CREEK		1,013	106	9%	1,119
PALMS MEDICAL GROUP	5	888	210	19%	1,103
UNIVERSITY OF ALABAMA AT BIRMINGHAM		1,074	21	2%	1,095
EMERALD COAST URGENT CARE LLC		843	242	22%	1,085
EMERALD COAST URGENT CARE, LLC	1	806	275	25%	1,082
PRIMEHEALTH URGENT CARE	1	830	251	23%	1,082
SCION LAB SERVICES LLC	4	1,010	67	6%	1,081
FLORIDA MEDICAL CLINIC	1	669	401	37%	1,071
BARDMOOR LABORATORY	1	935	130	12%	1,066
LABTECH DIAGNOSTIC		835	231	22%	1,066
ADVENTHEALTH CENTRA CARE UNIVERSITY		1,036	27	3%	1,063
ADVENTHEALTH CENTRA CARE ST CLOUD		982	73	7%	1,055
BIOCERNA MAIN LAB	1	948	97	9%	1,046
NCH NORTHEAST	5	777	255	25%	1,037
ADVENTHEALTH CENTRA CARE KISSIMMEE		982	52	5%	1,034
EMERGENCY PHYSICIANS MEDICAL CENTER		134	883	87%	1,017
CAPSTONE HEALTHCARE		697	318	31%	1,015

# COVID-19: testing by laboratory

Data through Nov 30, 2020 verified as of Dec 1, 2020 at 09:25 AM

Data in this report are provisional and subject to change.

The numbers in the table below represent the number of Florida and non-Florida residents for whom test results were received by the Department of Health. A person can be tested by more than one laboratory and can have both positive and negative results. **Therefore, the sum of the numbers in each column will be larger than the total number of people tested.**

Reporting lab	Inconclusive	Negative	Positive	Percent positive	Total
MINUTECLINIC LLC # 0709		867	127	13%	<b>994</b>
US BIOTEK LABORATORIES	3	791	181	19%	<b>975</b>
EPN URGENT CARE NAPLES	2	746	223	23%	<b>971</b>
NYU HOSPITALS CENTER CLINICAL LABORATORIES		949	21	2%	<b>970</b>
COASTAL MED URGENT CARE		105	861	89%	<b>966</b>
AHCC WESLEY CHAPEL		905	55	6%	<b>960</b>
EMERALD COAST URGENT CARE		705	250	26%	<b>955</b>
EMPIRE CITY LABORATORIES INC	6	816	133	14%	<b>955</b>
ADVENTHEALTH CENTRA CARE SANFORD		900	47	5%	<b>947</b>
DOCTORS TEST CENTERS		826	118	13%	<b>944</b>
TEMPUS CLINICAL LABORATORY	8	822	108	12%	<b>938</b>
LAB24 INC	3	276	659	70%	<b>938</b>
DYNIX DIAGNOSTIX		820	116	12%	<b>936</b>
DOCTORS URGENT CARE LLC	1	805	129	14%	<b>935</b>
PATIENTS FIRST - THOMASVILLE ROAD		829	103	11%	<b>932</b>
TOM LEE COMMUNITY HEALTH CENTER		606	319	34%	<b>925</b>
CAREFAST+		742	178	19%	<b>920</b>
NCF DIAGNOSTICS & DNA TECHNOLOGIES LAB	32	761	117	13%	<b>910</b>
ADVENTHEALTH PROMPT CARE	1	621	286	31%	<b>908</b>
ADVENTHEALTH CENTRA CARE LEE ROAD		874	32	4%	<b>906</b>
ADVENTHEALTH CENTRA CARE MOUNT DORA		849	53	6%	<b>902</b>
ADVENTHEALTH CENTRA CARE SAND LAKE		864	36	4%	<b>900</b>
ARCPPOINT LABS OF FORT MYERS		691	200	22%	<b>891</b>
VERITOR		784	106	12%	<b>890</b>
ADVENTHEALTH CENTRA CARE CLERMONT		846	38	4%	<b>884</b>
ADVENTIST HEALTH SYSTEMS, SUNBELT INC		831	38	4%	<b>869</b>
NATIONWIDE LABORATORY SERVICES INC	52	689	116	14%	<b>857</b>
ADVENTHEALTH CENTRA CARE LAKE MARY		816	36	4%	<b>852</b>
MINUTECLINIC LLC 5852		705	129	15%	<b>834</b>
AMELIA EXPRESS CARE		536	294	35%	<b>830</b>
ADVENTHEALTH CENTRA CARE WATERFORD LAKES		760	69	8%	<b>829</b>
COASTAL LABORATORIES		673	146	18%	<b>819</b>
PROHEALTH		361	457	56%	<b>818</b>
FLORIDA HOSPITAL ORLANDO		743	74	9%	<b>817</b>
STEWART REFERENCE LABORATORY	1	511	291	36%	<b>803</b>
ASCENSION ST VINCENT'S - CLAY		775	27	3%	<b>802</b>
MINUTECLINIC LLC #3631		675	125	16%	<b>800</b>
NORTH FLORIDA PEDIATRICS-TALLAHASSEE		739	56	7%	<b>795</b>
ADVENTHEALTH CENTRA CARE ALTAMONTE		761	31	4%	<b>792</b>
PHAROS HEALTH		622	167	21%	<b>789</b>
ELLENTON URGENT CARE		572	210	27%	<b>782</b>
PHYSICIANS PRIMARY CARE		689	91	12%	<b>780</b>
HEALTH FIRST ADVENTHEALTH CENTRA CARE GATEWAY		747	31	4%	<b>778</b>
ADVENTHEALTH CENTRA CARE APOPKA		707	66	9%	<b>773</b>
MACDILL AIR FORCE BASE		708	51	7%	<b>759</b>
ADVENTHEALTH CENTRA CARE PORT ORANGE		717	34	5%	<b>751</b>
HISTOPATHOLOGY SERVICES, LLC		663	85	11%	<b>748</b>

# COVID-19: testing by laboratory

Data through Nov 30, 2020 verified as of Dec 1, 2020 at 09:25 AM

Data in this report are provisional and subject to change.

The numbers in the table below represent the number of Florida and non-Florida residents for whom test results were received by the Department of Health. A person can be tested by more than one laboratory and can have both positive and negative results. **Therefore, the sum of the numbers in each column will be larger than the total number of people tested.**

Reporting lab	Inconclusive	Negative	Positive	Percent positive	Total
LENCO MEDICAL LABORATORY		715	22	3%	737
ADVENTHEALTH CENTRA CARE LONGWOOD		705	26	4%	731
DYNIX DIAGNOSTICS	2	520	205	28%	727
DONALD W ROBERTSON DO PA		543	178	25%	721
ADVENTHEALTH CENTRA CARE LAKELAND		690	28	4%	718
DISNEY COVID TEST SITE		703	8	1%	711
NONE		309	402	57%	711
ADVENT HEALTH - DADE CITY		629	64	9%	693
NITE LITE PEDIATRICS		226	465	67%	691
ADVENTHEALTH CENTRA CARE ORANGE LAKE		648	43	6%	691
CARENOW URGENT CARE		473	212	31%	685
PREMIER MEDICAL LABORATORY SERVICES	1	463	220	32%	684
MEDEXPRESS URGENT CARE - ESTERO		593	89	13%	682
BAY MEDICAL CENTER SACRED HEART HEALTH SYSTEM		524	158	23%	682
ADVENT HEALTH LAB - ORLANDO		425	251	37%	676
MINI ER ADULT AND PEDIATRIC URGENT CARE		574	98	15%	672
BAPTIST HEALTH SOUTH FLORIDA - COUNTRY WALK URGENT CARE EXPRESS		580	91	14%	671
MEDFAST URGENT CARE CENTER		37	632	94%	669
VAVA PARTNERS LLC		157	507	76%	664
ADVENTHEALTH CENTRA CARE OVIEDO		608	56	8%	664
CENTRA CARE		422	237	36%	659
DEPARTMENT OF CLINICAL LABS		644	8	1%	652
IGENOMIX USA LLC	14	580	52	8%	646
ST ANNES NURSING CENTER		638	7	1%	645
BAPTIST HEALTH SOUTH FLORIDA - KEY BISCANE URGENT CARE EXPRESS		571	73	11%	644
PREMIER URGENT CARE OF BREVARD LLC		570	71	11%	641
VENICE REGIONAL MEDICAL CENTER		551	83	13%	634
HEALTH FIRST ADVENTHEALTH CENTRA CARE TITUSVILLE		601	27	4%	628
ADVENTHEALTH CENTRA CARE AZALEA PARK		592	34	5%	626
MAVERICK LABS		434	182	30%	616
MC DIAGNOSTIC OF CONNECTICUT, PC #2220		533	81	13%	614
BAYFRONT HEALTH - CITRUS HILLS		532	77	13%	609
BAYA PHARMACY & URGENT CARE		380	228	38%	608
NCH HEALTHCARE SYSTEM MICROBIOLOGY LAB		1	606	100%	607
ADVENTHEALTH CENTRA CARE LEESBURG		573	29	5%	602
PATIENTS FIRST - MAHAN DRIVE		164	434	73%	598
GENE TOX WORLDWIDE	41	487	65	11%	593
ADVENT HEALTH CENTRA CARE - MOUNT DORA		276	315	53%	591
HOLIDAY CVS LLC DBA CVSPHARMACY #5155		570	16	3%	586
GESSLER CLINIC		220	366	62%	586
BAPTIST HEALTHCARE - JAY HOSPITAL		460	125	21%	585
CAREFAST MURABELLA		493	85	15%	578
HEALTH FIRST ADVENTHEALTH CENTRA CARE COCOA		551	26	5%	577
SHELL POINT NURSING PAVILION	1	564	10	2%	575
INDIAN RIVER MEDICAL CENTER		522	53	9%	575
ADVENT HEALTH CENTRA CARE - WATERFORD LAKES		480	92	16%	572
BAYFRONT HEALTH URGENT CARE LLC		501	70	12%	571



# COVID-19: testing by laboratory

Data through Nov 30, 2020 verified as of Dec 1, 2020 at 09:25 AM

Data in this report are provisional and subject to change.

The numbers in the table below represent the number of Florida and non-Florida residents for whom test results were received by the Department of Health. A person can be tested by more than one laboratory and can have both positive and negative results. **Therefore, the sum of the numbers in each column will be larger than the total number of people tested.**

Reporting lab	Inconclusive	Negative	Positive	Percent positive	Total
EXPRESS GENE MOLECULAR DIAGNOSTIC LABORATORY		2	569	100%	571
POINT OF CARE TESTING SITE		549	18	3%	567
LAKE WALES MEDICAL CENTER INC		508	56	10%	564
MINUTECLINIC LLC #4415		466	93	17%	559
TYNDALL AIR FORCE BASE		450	102	18%	552
NAPLES URGENT CARE	1	376	174	32%	551
ASCENSION SACRED HEART - GULF		437	110	20%	547
VITAE DIAGNOSTICS		534	13	2%	547
BAPTIST HEALTH - MD ANDERSON CANCER CENTER		537	3	1%	540
MICROGEN DX		162	376	70%	538
ADVENTHEALTH CENTRA CARE COLONIAL TOWN		505	32	6%	537
GENESIS LABORATORY MANAGEMENT	2	437	89	17%	528
ADVENTHEALTH CENTRA CARE SOUTH ORANGE		496	32	6%	528
HOLY CROSS HOSPITAL LABORATORY			522	100%	522
VETERANS AFFAIRS MEDICAL CENTER - JAMES A HALEY			515	100%	515
NCF DIAGNOSTICS & DNA TECHNOLOGIES	15	187	309	60%	511
SOUTHEAST ALABAMA MEDICAL CENT		460	46	9%	506
PENSACOLA PEDIATRICS PA		432	74	15%	506
Tampa Lakes Health and Rehabilitation Center	2	442	62	12%	506
ECCOLAB GROUP	1	139	363	72%	503
CVS HEALTH		365	135	27%	500
MOLECULAR INFECTIOUS DISEASES		492	7	1%	499
MANOR PINES CONVALESCENT CENTER LLC	1	492	6	1%	499
DOCTOR'S MEMORIAL HOSPITAL		389	109	22%	498
STAGEZERO LIFE SCIENCES INC	1	463	33	7%	497
FLAGLER HOSPITAL	8	26	458	93%	492
PALACE NURSING HOME & REHAB CENTER		491	1	0%	492
SHORELINE PHYSICIAN GROUP		327	161	33%	488
MOUNT SINAI LABORATORY		468	18	4%	486
TENNESSEE DOH - NASHVILLE	2	434	49	10%	485
CHARLES AIESI CONSULTING INC	1	446	36	7%	483
MINUTECLINIC, LLC DBA MINUTECLINIC #4717		471	10	2%	481
PARAMOUNT URGENT CARE - OVIEDO		312	168	35%	480
Victoria Nursing and Rehabilitation Center		475	5	1%	480
CENTRA CARE - SOUTH ORANGE		332	144	30%	476
HEALTH FIRST ADVENTHEALTH CENTRA CARE MALABAR		434	33	7%	467
SEBASTIAN RIVER MEDICAL CENTER	1	372	92	20%	465
HOLMES REGIONAL MEDICAL CENTER		5	459	99%	464
PRIMARY CARE OF THE TREASURE COAST		414	48	10%	462
VETERANS AFFAIRS MEDICAL CENTER - BAY PINES		16	444	97%	460
EUROFINS NTD, LLC		424	33	7%	457
ADVENTIST HEALTH SYSTEMS SUNBELT IN DBA		434	19	4%	453
PARAMOUNT URGENT CARE - WINDERMERE		342	110	24%	452
ST JOHN'S NURSING CENTER		445	3	1%	448
DAVITA LABORATORY		398	48	11%	446
ADVENT HEALTH CENTRA CARE -WINTER PARK KIDS URGENT CARE		380	66	15%	446
GULF COAST MOLECULAR LABORATORIES	11	368	67	15%	446

# COVID-19: testing by laboratory

Data through Nov 30, 2020 verified as of Dec 1, 2020 at 09:25 AM

Data in this report are provisional and subject to change.

The numbers in the table below represent the number of Florida and non-Florida residents for whom test results were received by the Department of Health. A person can be tested by more than one laboratory and can have both positive and negative results. **Therefore, the sum of the numbers in each column will be larger than the total number of people tested.**

Reporting lab	Inconclusive	Negative	Positive	Percent positive	Total
CLARITY LABS		381	62	14%	443
INTERLACHEN PEDIATRICS		410	25	6%	435
COASTAL PEDIATRIC GROUP		384	48	11%	432
UNIVERSITY OF WEST FLORIDA STUDENT HEALTH SERVICES		350	80	19%	430
AVECINA MEDICAL JULINGTON	1	240	189	44%	430
VILLA MARIA NURSING & REHAB CENTER INC		415	7	2%	422
JOHN KNOX VILLAGE HEALTH CENTER		418	4	1%	422
SMA SPECIALTY MEDICAL LAB		112	309	73%	421
MEMORIAL PEMBROKE 24/7 CARE CENTER		320	98	23%	418
GARCIA CLINICAL LABORATORY		28	390	93%	418
JACKSON MEMORIAL LONG TERM CARE CENTER		415	2	0%	417
The Sands at South Beach		416			416
Community_Health		333	83	20%	416
GULF COAST VILLAGE		403	12	3%	415
MEDEXPRESS URGENT CARE CAPE CORAL		329	82	20%	411
NEW YORK HOSPITAL LABORATORIES	1	387	10	3%	398
RIVER GARDEN HEBREW HOME FOR THE AGED		358	37	9%	395
DOCTORS URGENT CARE OF LUTZ LLC		280	115	29%	395
NORTH OKALOOSA MEDICAL CENTER		244	150	38%	394
THERADOC		152	238	61%	390
INTEGRITY LABORATORIES, LLC	1	298	91	23%	390
BARBER		13	376	97%	389
TACACHALE CLINICAL LABORATORY		373	13	3%	386
ADVENT HEALTH CENTRA CARE - WINTER PARK		255	130	34%	385
NEW PLANT CITY FAMILY CARE	1	198	185	48%	384
ADVENTHEALTH CENTRA CARE KIDS LAKE MARY		371	11	3%	382
MID-FLORIDA PATHOLOGY		302	80	21%	382
LEHIGH REGIONAL MEDICAL CENTER LAB		354	27	7%	381
ENZO CLINICAL LABS INC	1	368	11	3%	380
FLORIDA COMMUNITY HEALTH CENTER		338	40	11%	378
MINUTECLINIC LLC #5249		323	51	14%	374
BAYA PHARMACY WEST		8	360	98%	368
CLEWISTON NURSING AND REHABILITATION CENTER		365	2	1%	367
FOUNTAIN MANOR HEALTH AND REHAB CENTER	1	363	2	1%	366
HENDRY REGIONAL MEDICAL CENTER		107	259	71%	366
PARAMOUNT URGENT CARE - ORLANDO		235	129	35%	364
MEDONE URGENT CARE CENTER		149	215	59%	364
KENDALL HEALTHCARE PROPERTIES DBA		360	1	0%	361
THE HEALTH CENTER OF PLANT CITY		354	4	1%	358
CONSULATE HEALTH CARE OF NEW PORT RICHEY		352	5	1%	357
INFORM DIAGNOSTICS		349	6	2%	355
MELBOURNE MEDICAL LABORATORY☐		273	81	23%	354
ACCU REFERENCE MEDICAL LAB		145	207	59%	352
MEDEXPRESS FORT MYERS		281	71	20%	352
ADVENT HEALTH CENTRA CARE - PORT ORANGE		29	319	92%	348
BAYSHORE DIAGNOSTICS		309	37	11%	346
ADDICTION LABS OF AMERICA	1	309	35	10%	345

# COVID-19: testing by laboratory

Data through Nov 30, 2020 verified as of Dec 1, 2020 at 09:25 AM

Data in this report are provisional and subject to change.

The numbers in the table below represent the number of Florida and non-Florida residents for whom test results were received by the Department of Health. A person can be tested by more than one laboratory and can have both positive and negative results. **Therefore, the sum of the numbers in each column will be larger than the total number of people tested.**

Reporting lab	Inconclusive	Negative	Positive	Percent positive	Total
Palm Garden of Ocala		329	16	5%	345
NEW YORK PRESBYTERIAN - CUMC CLINICAL		329	15	4%	344
SANTA ROSA MEDICAL GROUP		294	48	14%	342
NORTH SHORE LIJ URGENT CARE PC		334	7	2%	341
SOLARIS HEALTHCARE PALATKA		338	3	1%	341
C.W. BILL YOUNG VA MEDICAL CENTER		17	323	95%	340
LEE COUNTY EMERGENCY MEDICAL SERVICE		304	36	11%	340
UHEALTH CLINIC AT WALGREENS		280	57	17%	337
SELECT REFERENCE LABORATORIES, LLC	1	325	11	3%	337
WHITE WILSON MEDICAL CENTER		24	313	93%	337
PRIMARY CARE SERVICES AT INDIAN RIVER ESTATES		332	3	1%	335
SANFORD LABORATORIES		311	21	6%	332
COASTAL URGENT CARE		275	55	17%	330
NCH HEALTHCARE BONITA		236	93	28%	329
NORTH FLORIDA PEDIATRICS - LAKE CITY		221	107	33%	328
LAUDERDALE NURSING CENTER LLC	1	320	3	1%	324
Plantation Bay Rehabilitation Center		317	6	2%	323
HARTS HARBOR HEALTH CARE CENTER		320	2	1%	322
USAFSAM/PHE		173	148	46%	321
PALM GARDEN OF PORT SAINT LUCIE		318	2	1%	320
MINI ER AND URGENT CARE		214	106	33%	320
MY CLINICAL LAB		224	95	30%	319
FLO-MEDILAB SERVICES		101	217	68%	318
VITAS HEALTHCARE CORPORATION OF FLA		315	2	1%	317
EDEN SPRINGS NURSING AND REHAB CENTER		308	9	3%	317
LIFE CARE CENTER OF PENSACOLA		311	5	2%	316
ED FRASER MEMORIAL HOSPITAL		237	77	25%	314
FIU-HEALTH AUXILIARY LABORATORY		291	21	7%	312
GENESIS DIAGNOSTICS		221	90	29%	311
ADVENT HEALTH - TAMPA		110	201	65%	311
RAINBOW RIVER MEDICAL LABORATORY		286	24	8%	310
MIDWAY SPECIALTY CARE CENTER	3	192	113	37%	308
PENSACOLA PEDIATRICS		250	57	19%	307
WEST GABLES HEALTH CARE CENTER		301	6	2%	307
MINUTECLINIC LLC #3463		270	36	12%	306
LIFE CARE CENTER OF HILLIARD		301	5	2%	306
GENESIS MEDICAL LABORATORY MIAMI FL.		83	222	73%	305
UR MEDICINE LABS- CENTRAL LABORATORY		295	9	3%	304
MANOR AT CARPENTERS		285	19	6%	304
HEALTH CENTER AT BRENTWOOD	1	295	8	3%	304
ADVENT HEALTH CENTRA CARE - LEESBURG		13	291	96%	304
VETERANS AFFAIRS MEDICAL CENTER		38	265	87%	303
MINI ER WATERFORD LAKES, THE		269	33	11%	302
PARAMOUNT URGENT CARE		68	234	77%	302
BALDWIN PEDIATRICS	1	286	14	5%	301
EMERALD SHORES HEALTH AND REHABILITATION		263	37	12%	300
BAPTIST HEALTH EMERGENCY CENTER AT WEST CORAL WAY		228	69	23%	297

# COVID-19: testing by laboratory

Data through Nov 30, 2020 verified as of Dec 1, 2020 at 09:25 AM

Data in this report are provisional and subject to change.

The numbers in the table below represent the number of Florida and non-Florida residents for whom test results were received by the Department of Health. A person can be tested by more than one laboratory and can have both positive and negative results. **Therefore, the sum of the numbers in each column will be larger than the total number of people tested.**

Reporting lab	Inconclusive	Negative	Positive	Percent positive	Total
BROWNWOOD CARE CENTER		273	24	8%	297
CORE DIAGNOSTIC LABORATORIES LLC		220	77	26%	297
MINUTECLINIC LLC #5253		275	20	7%	295
HILLCREST HEALTH CARE & REHABILITATION CENTER		292	2	1%	294
TREE HOUSE PEDIATRICS		263	29	10%	292
VETERANS AFFAIRS MEDICAL CENTER - GAINESVILLE		2	289	99%	291
NORTHWEST MEDICAL CENTER CLINICAL LABORATORY		175	115	40%	290
SIPARADIGM, DIAGNOSTIC INFORMATICS		273	17	6%	290
MEDICAL FP – WHOLE FAMILY HEALTH CENTER		279	10	3%	289
AUBURN UNIVERSITY MEDICAL CLINIC		227	62	21%	289
MINUTECLINIC LLC #5069		260	29	10%	289
VALENCIA HILLS HEALTH AND REHABILITATION CENTER		286	2	1%	288
ADVENTHEALTH CENTRA CARE CONWAY		259	28	10%	287
NAVAL HOSPITAL - JACKSONVILLE		40	247	86%	287
MEDSCAN LABORATORY INC	1	158	127	44%	286
ST ANDREWS BAY SKILLED NURSING &		285	1	0%	286
FISHERMENS HOSPITAL CLINICAL LAB		265	19	7%	284
ADVENT HEALTH CENTRA CARE - LAKE MARY		82	201	71%	283
COVANCE CLINICAL RESEARCH UNIT INC		280	3	1%	283
SANTA ROSA CENTER FOR REHABILITATION AND HEALING		279	3	1%	282
BOCA BIOLISTICS REFERENCE LABORATORY	2	185	94	33%	281
FLORIDA HOSPITAL WAUCHULA		182	98	35%	280
WOODLANDS MEDICAL SPECIALISTS		232	48	17%	280
FERNANDINA BEACH REHAB AND NURSING	1	278			279
LIFE CARE CENTER OF ORANGE PARK		277	1	0%	278
QUICK CARE MED PL	2	260	16	6%	278
PRUITT HEALTH-SANTA ROSA		275	2	1%	277
BUENA VISTA URGENT CARE		245	31	11%	276
RUSKIN HEALTH CENTER		166	108	39%	274
The Manor at Blue Water Bay		270	4	1%	274
BIOCEPT		258	16	6%	274
CRESTVIEW REHABILITATION CENTER		152	122	45%	274
INDIAN RIVER CTR, LLC		260	13	5%	273
KEYS AHEC SCHOOL MEDICAL CLINIC	3	244	26	10%	273
LIFE CARE CENTER OF OCALA		272			272
MINUTECLINIC LLC #7886		254	18	7%	272
SIGNATURE HEALTHCARE OF BROOKWOOD GARDENS		272			272
NORTH FLORIDA REHABILITATION & SPECIALTY CARE☐		269	2	1%	271
CORAL TRACE HEALTH CARE☐		270	1	0%	271
ADVENTHEALTH CENTRA CARE		256	15	6%	271
MEDEXPRESS URGENT CARE - VERO BEACH		170	99	37%	269
SPECIALTY HEALTH AND REHABILITATION CENTER		246	23	9%	269
LAKELAND REGIONAL HEALTH SYSTEMS INC		2	266	99%	268
BALDOMERO LOPEZ STATE VETERANS NURSING HOME	2	264	1	0%	267
MINUTECLINIC LLC #5854		231	36	13%	267
VILLAGE AT VIENNA SQUARE,THE☐	6	259	1	0%	266
FORT MYERS INTERNAL MEDICINE, LLC		238	25	10%	263



# COVID-19: testing by laboratory

Data through Nov 30, 2020 verified as of Dec 1, 2020 at 09:25 AM

Data in this report are provisional and subject to change.

The numbers in the table below represent the number of Florida and non-Florida residents for whom test results were received by the Department of Health. A person can be tested by more than one laboratory and can have both positive and negative results. **Therefore, the sum of the numbers in each column will be larger than the total number of people tested.**

Reporting lab	Inconclusive	Negative	Positive	Percent positive	Total
FLORIDA HOSPITAL MEDICAL GROUP		222	41	16%	263
ADVENT HEALTH CENTRA CARE - TITUSVILLE		43	219	84%	262
ADVENT HEALTH CENTRA CARE - PALM COAST		36	226	86%	262
BRIDGEWATER PARK HEALTH AND REHAB		257	4	2%	261
PALMETTO SUBACUTE CARE CENTER		259	2	1%	261
PRIMARY CARE SERVICES AT ST ANDREWS ESTATES		260			260
CONSULATE HEALTHCARE OF KISSIMMEE		247	12	5%	259
CLIFFORD CHESTER SIMS VA NURSING HOME		251	8	3%	259
LIFE CARE CENTER OF NEW PORT RICHEY		245	13	5%	258
FLORIDA WOMAN CARE LABORATORY LLC		232	26	10%	258
LIFEBRITE	1	113	143	56%	257
MEDONE PLLC		256	1	0%	257
MINUTECLINIC LLC, #10357		256	1	0%	257
SOLARIS HEALTHCARE CHARLOTTE HARBOR		251	5	2%	256
CLIFFORD CHESTER SIMS STATE VETERANS		251	4	2%	255
AURORA DIAGNOSTICS BERNHARDT LABORATORIES PATHOLOGY SERVICE		190	65	25%	255
FLORIDA HOSPITAL HEARTLAND MED CTR LAKE PLACID		188	66	26%	254
ADVENT HEALTH - CELEBRATION		241	12	5%	253
BIOCERNA LLC	8	187	56	22%	251
QUALITOX LABORATORIES		105	144	58%	249
GOLDEN GLADES NURSING & REHABILITATION CTR		248			248
MEDICAL VB		221	27	11%	248
MARTIN MEMORIAL MEDICAL CENTER LAB		128	118	48%	246
PRIMEHEALTH URGENT CARE INC		198	48	20%	246
SHELL POINT VILLAGE MEDICAL CENTER		246			246
HAINES CITY REHABILITATION AND NURSING CENTER		244	1	0%	245
HARBOUR HEALTH CENTER		241	2	1%	243
ROSEWOOD HEALTHCARE & REHABILITATION CENTER		239	4	2%	243
JACKSON MEMORIAL PERDUE MEDICAL CENTER		235	7	3%	242
AVELLINO LAB USA, INC	1	233	6	3%	240
FAST TRACK URGENT CARE CENTER		1	236	100%	237
GOOD SAMARITAN		236	1	0%	237
PHYSICIANS REGIONAL WALK-IN		173	64	27%	237
MED FAST URGENT CARE CENTER		4	232	98%	236
ASCEND CLINICAL	2	228	5	2%	235
MEDONE URGENT CARE AT ST. AUGUSTINE		83	151	65%	234
Quest Diag Unspecifd		166	67	29%	233
KEY WEST HEALTH AND REHAB	1	227	4	2%	232
SOLARIS HEALTHCARE PARKWAY	1	230	1	0%	232
DOH - INDIAN RIVER		196	33	14%	229
MINUTECLINIC LLC #5190		200	29	13%	229
ACCESS POINT HEALTHCARE URGENT & PRIMARY CARE		154	73	32%	227
ADVENT HEALTH CENTRA CARE - ALTAMONTE SPRINGS		136	91	40%	227
THE PRESERVE		226			226
DIAMOND RIDGE HEALTH AND REHABILITATION CENTER		222	4	2%	226
LIFE CARE CENTER AT WELLS CROSSING		212	13	6%	225
LEHIGH VALLEY GENOMICS			224	100%	224

# COVID-19: testing by laboratory

Data through Nov 30, 2020 verified as of Dec 1, 2020 at 09:25 AM

Data in this report are provisional and subject to change.

The numbers in the table below represent the number of Florida and non-Florida residents for whom test results were received by the Department of Health. A person can be tested by more than one laboratory and can have both positive and negative results. **Therefore, the sum of the numbers in each column will be larger than the total number of people tested.**

Reporting lab	Inconclusive	Negative	Positive	Percent positive	Total
VETERANS AFFAIRS MEDICAL CENTER - LAKE CITY		52	172	77%	<b>224</b>
Abbey Delray		223			<b>223</b>
NORTH FLORIDA PEDIATRICS PA - SUWANNEE		167	56	25%	<b>223</b>
Point of Care Testing	1	81	140	63%	<b>222</b>
ST JUDE CHILDREN'S RESEARCH HOSPITAL		210	12	5%	<b>222</b>
SPRINGTREE REHAB & HEALTH CARE CENTER		221			<b>221</b>
Marshall Health and Rehabilitation Center		219	2	1%	<b>221</b>
PATIENTS FIRST LAKE ELLA MEDICAL CENTER		201	19	9%	<b>220</b>
SOUTHERN OAKS CARE CENTER	1	216	2	1%	<b>219</b>
LAKE PORT SQUARE		200	14	7%	<b>214</b>
SHORE ACRES CARE CENTER		206	7	3%	<b>213</b>
DOCTORS CENTER,THE		171	41	19%	<b>212</b>
APP-UNIPATH, LLC	1	202	9	4%	<b>212</b>
POCONO MEDICAL CENTER		212			<b>212</b>
OCEAN VIEW NURSING AND REHAB CENTER		202	9	4%	<b>211</b>
MANOR CARE HEALTH SERVICES - FT MYERS		208	1	0%	<b>209</b>
MEDEXPRESS URGENT CARE LEHIGH ACRES		159	50	24%	<b>209</b>
MOORINGS PARK INSTITUTE, INC, THE		205	3	1%	<b>208</b>
VITAS LUTHERAN TOWERS INPATIENT PROGRAM		203	2	1%	<b>205</b>
renaissance health and rehabilitation center		204	1	0%	<b>205</b>
LAKE EUSTIS HEALTH AND REHABILITATION CENTER		204			<b>204</b>
CONSULATE HEALTH CARE OF SAFETY HARBOR		201	2	1%	<b>203</b>
BUREAU OF CLINICAL LABORATORIES		167	36	18%	<b>203</b>
ROSEWOOD HEALTH AND REHABILITATION CENTER		197	5	2%	<b>202</b>
CONSULATE HEALTH CARE OF WINTER HAVEN		202			<b>202</b>
FLORIDA FAMILY LABORATORY, INC DBA	3	180	19	9%	<b>202</b>
MALABAR/ADVENT CENTRA CARE		25	177	88%	<b>202</b>
TREASURE COAST COMMUNITY HEALTH	2	180	19	9%	<b>201</b>
VAMC WEST PALM LAB		5	196	98%	<b>201</b>
HOMESTEAD VILLAGE		199	2	1%	<b>201</b>
COMMUNITY HEALTH CENTERS OF PINELLAS, INC.		3	197	99%	<b>200</b>
PARKS HEALTHCARE & REHABILITATION CTR	4	196			<b>200</b>
HEALTH FIRST - HOLMES REGIONAL MEDICAL CENTER		32	167	84%	<b>199</b>
PALM GARDEN OF GAINESVILLE	2	195	2	1%	<b>199</b>
PATHGROUP LABS LLC		94	104	53%	<b>198</b>
CONSULATE HEALTHCARE OF VERO BEACH	11	170	16	8%	<b>197</b>
MAYFLOWER ASSISTED LIVING		196	1	1%	<b>197</b>
Taylor Care Center		194	2	1%	<b>196</b>
FULGENT GENETICS	2	160	34	17%	<b>196</b>
FAST TRACK URGENT CARE CENTER - CARROLLWOOD		1	194	99%	<b>195</b>
CHIPOLA HEALTH AND REHAB		189	6	3%	<b>195</b>
HARDEE MANOR HEALTH CARE CENTER	1	192	2	1%	<b>195</b>
MYTEST DIAGNOSTICS		186	8	4%	<b>194</b>
LIFE CARE PONTE VEDRA INC		191	2	1%	<b>193</b>
BENTON PEDIATRICS INC		174	18	9%	<b>192</b>
WILLISTON CARE CENTER		192			<b>192</b>
BAY VILLAGE OF SARASOTA INC		189	1	1%	<b>190</b>

# COVID-19: testing by laboratory

Data through Nov 30, 2020 verified as of Dec 1, 2020 at 09:25 AM

Data in this report are provisional and subject to change.

The numbers in the table below represent the number of Florida and non-Florida residents for whom test results were received by the Department of Health. A person can be tested by more than one laboratory and can have both positive and negative results. **Therefore, the sum of the numbers in each column will be larger than the total number of people tested.**

Reporting lab	Inconclusive	Negative	Positive	Percent positive	Total
GANDY CROSSING CARE CENTER		182	8	4%	190
PROTEUS MOLECULAR AND CLINICAL LAB	1	144	42	22%	187
SUNRISE DIAGNOSTIC LABORATORY		134	53	28%	187
BLOUNTSTOWN REHABILITATION CENTER LLC		174	12	6%	186
Stacey Health Care Centers Inc. dba Riverside Care Center		186			186
GRAND COURT TAMPA		186			186
LEE HEALTH CONVENIENT CARE - PAGE FIELD		143	43	23%	186
PLANTATION NURSING & REHAB CENTER		186			186
DOCTORS URGENT CARE		114	71	38%	185
FLORIDA CLINICAL LABORATORY-BIOREFERENCE LABORATORIES		61	124	67%	185
PREMIER PLACE AT THE GLENVIEW		179	6	3%	185
PARAMOUNT URGENT CARE VILLAGES		128	57	31%	185
ST. JAMES BAY HEALTH AND REHABILITATION CENTER		183	1	1%	184
ANY LAB TEST NOW	1	95	88	48%	184
ARCPPOINT LABS OF CORAL SPRINGS FL		168	15	8%	183
OAK HAMMOCK AT THE UNIVERSITY OF FLORIDA		183			183
Colonial Lakes Health Care		183			183
ROSEN MEDICAL CENTER		168	15	8%	183
ADVENT HEALTH CENTRA CARE - ORMOND BEACH		67	115	63%	182
ASAP LAB LLC		95	86	48%	181
ST JAMES HEALTH AND REHABILITATION CENTER		178	2	1%	180
ORANGE COUNTY HEALTH DEPT		172	7	4%	179
BLOCK, NATION, CHASE, AND SMOLEN FAMILY MEDICINE		131	47	26%	178
FAIRWAY OAKS CENTER LLC	4	172	2	1%	178
Good Samaritan Society Kissimmee Village		177			177
ELLENTON PEDIATRICS		162	15	8%	177
TGH		1	175	99%	176
HERON POINTE HEALTH AND REHABILITATION	1	175			176
Bay Breeze Senior Living and Rehabilitation Center		175			175
BROWARD NURSING & REHABILITATION CTR	1	173	1	1%	175
GATEWAY/ADVENT CENTRA CARE		2	172	99%	174
Consulate Health Care of St. Petersburg		174			174
CENTRA CARE – AZALEA PARK		98	76	44%	174
NEO GENOMICS - FORT MYERS	1	169	4	2%	174
TUSKAWILLA NURSING AND REHAB CENTER	2	168	3	2%	173
PALM GARDEN OF VERO BEACH		171	2	1%	173
TIERRA PINES CENTER		171	1	1%	172
PARAMOUNT URGENT CARE - CLERMONT		142	29	17%	171
ADVENT HEALTH CENTRA CARE - WESLEY CHAPEL		4	166	98%	170
POLK COUNTY HEALTH DEPARTMENT		154	16	9%	170
USA HEALTH UNIVERSITY HOSPITAL CLINICAL LABORATORY	1	166	2	1%	169
PANAMA CITY DEVELOPMENTAL CENTER□		168			168
ADVENT HEALTH CENTRA CARE - DAYTONA BEACH		89	79	47%	168
BAPTIST HEALTH PRIMARY CARE	1	133	34	20%	168
PALMS OF SEBRING		155	12	7%	167
VILLAGE DOCTORS FAMILY MEDICAL CENTER OF		140	27	16%	167
WILLOWBROOKE COURT AT EDGEWATER POINTE ESTATES		167			167

# COVID-19: testing by laboratory

Data through Nov 30, 2020 verified as of Dec 1, 2020 at 09:25 AM

Data in this report are provisional and subject to change.

The numbers in the table below represent the number of Florida and non-Florida residents for whom test results were received by the Department of Health. A person can be tested by more than one laboratory and can have both positive and negative results. **Therefore, the sum of the numbers in each column will be larger than the total number of people tested.**

Reporting lab	Inconclusive	Negative	Positive	Percent positive	Total
PARKLANDS FACILITY INC	1	166			167
CREEKSIDE CARE CENTER		139	27	16%	166
FLORIDA GULF COAST UNIVERSITY		35	131	79%	166
PCB CLINIC		122	44	27%	166
NSPIRE HEALTHCARE MIAMI LAKES		159	7	4%	166
LabCorp (Non-Interfaced)	1	91	73	44%	165
ADVENT HEALTH CENTRA CARE - OVIEDO		63	101	62%	164
RICARDO NAVARRO DO PA		154	10	6%	164
NIGHT LITE PEDIATRICS WINTER GARDEN		142	22	13%	164
BRADENTON HEALTH CARE		163			163
BAPTIST PRIMARY CARE	1	141	21	13%	163
CITRUS NURSING CENTER LLC		157	6	4%	163
TIDE LABORATORIES		135	27	17%	162
LUTHERAN HAVEN		160	2	1%	162
TRI COUNTY NURSING HOME		160	1	1%	161
JACKSONVILLE BEACH PEDIATRIC CARE CENTER□		148	13	8%	161
MANOR CARE NURSING CENTER OF SARASOTA FL LLC□		157	4	2%	161
ORCHARD PARK HEALTH & REHABILITATION		161			161
PALM GARDEN OF JACKSONVILLE□		156	4	3%	160
W FRANK WELLS NURSING HOME		151	9	6%	160
GREENBRIAR REHABILITATION AND NURSING CENTER	1	159			160
Boynton Beach Rehabilitation Center	1	158			159
WUESTHOFF REF LABORATORY			158	100%	158
MEDFAST URGENT CARE - ROCKLEDGE		25	133	84%	158
PRECISION HEALTH RESOURCES LLC		126	32	20%	158
UNIVERSITY OF TAMPA STUDENT HEALTH AND SHC CLINICAL LABORATORY		33	124	79%	157
THE MANOR AT CARPENTERS		124	32	21%	156
ARCHER HEALTH VENTURES, LLC		156			156
MANOR OAKS NURSING & REHAB CENTER		155	1	1%	156
TIMBERRIDGE NURSING HOME & REHAB		123	32	21%	155
CONSULATE HEALTH CARE OF BAYONET POINT	3	151	1	1%	155
PRUITT HEALTH		153	2	1%	155
OPTUM LABS LLC		98	56	36%	154
LABORATORY SPECIALISTS OF MICHIGAN		19	135	88%	154
SIGNATURE HEALTHCARE OF NORTH FLORIDA		151	2	1%	153
MANDARIN PEDIATRICS		145	7	5%	152
LYNN HAVEN SPORTS COMPLEX-WALKON CLINIC		18	134	88%	152
PALMETTTO FACILITY INC	1	151			152
BROOKSVILLE HEALTHCARE CENTER LLC□		151	1	1%	152
ROLLINS COLLEGE WELLNESS CENTER		35	116	77%	151
24 HOUR PEDIATIC CARE CENTER	1	137	10	7%	148
Vi at Lakeside Village Skilled Nursing		148			148
WILLOW BROOKE COURT AT INDIAN RIVER ESTATES		147	1	1%	148
DIAMOND RIDGE		147	1	1%	148
BOND AND STEELE CLINIC PA		42	106	72%	148
PRECISION HEALTH RESOURCES, LLC	1	132	15	10%	148
SPECTOR SCIENTIFIC LAB	1	33	113	77%	147



# COVID-19: testing by laboratory

Data through Nov 30, 2020 verified as of Dec 1, 2020 at 09:25 AM

Data in this report are provisional and subject to change.

The numbers in the table below represent the number of Florida and non-Florida residents for whom test results were received by the Department of Health. A person can be tested by more than one laboratory and can have both positive and negative results. **Therefore, the sum of the numbers in each column will be larger than the total number of people tested.**

Reporting lab	Inconclusive	Negative	Positive	Percent positive	Total
NADAL PEDIATRICS - VICTORIA STREET (3385)		124	22	15%	<b>146</b>
MEDEXPRESS LUTZ		1	145	99%	<b>146</b>
Bayside Care Center	1	140	5	3%	<b>146</b>
ADVENT HEALTH CENTRA CARE - ST. CLOUD		131	15	10%	<b>146</b>
VETERANS AFFAIRS MEDICAL CENTER - MIAMI			145	100%	<b>145</b>
BAYVIEW CENTER		144	1	1%	<b>145</b>
HEALTHY STEPS PEDIATRICS		130	14	10%	<b>144</b>
HOSPITAL FOR SPECIAL SURGERY		143	1	1%	<b>144</b>
Destin Healthcare and Rehabilitation Center		143	1	1%	<b>144</b>
PALM GARDEN OF WEST PALM BEACH		131	13	9%	<b>144</b>
MEDFAST URGENT CARE - MELBOURNE			142	100%	<b>142</b>
FORT PIERCE HEALTH CARE		142			<b>142</b>
The Inn at Sarasota Bay Club		140	1	1%	<b>141</b>
ENGLEWOOD HEALTHCARE AND REHABILITATION CENTER		141			<b>141</b>
FAWCETT MEMORIAL HOSPITAL-LAB		39	102	72%	<b>141</b>
LAKELAND REGIONAL HEALTH - PWC/OB		35	106	75%	<b>141</b>
BEAR CREEK NURSING CENTER		140			<b>140</b>
HARDEE COUNTY HEALTH DEPARTMENT		109	30	22%	<b>139</b>
HMA SANTA ROSA MEDICAL CENTER LLC DBA		119	20	14%	<b>139</b>
DOCTORS MEMORIAL FAMILY MEDICINE	2	95	42	30%	<b>139</b>
GROWING TOGETHER PEDIATRICS LLC		135	4	3%	<b>139</b>
ADVENT HEALTH CENTRA CARE - CARROLLWOOD		1	137	99%	<b>138</b>
PPC-LAB EDI ORCHARD BI		129	8	6%	<b>137</b>
URGENT CARE OF THE PALM BEACHES		2	135	99%	<b>137</b>
SIGNATURE HEALTHCARE AT THE COURTYARD		101	36	26%	<b>137</b>
NSPIRE HEALTHCARE LAUDERHILL		134	3	2%	<b>137</b>
AMERICAN PATHOLOGY PARTNERS		136	1	1%	<b>137</b>
Life Care Center of Punta Gorda	1	131	4	3%	<b>136</b>
MANOR AT BLUEWATER BAY		131	5	4%	<b>136</b>
Glades West Rehabilitation and Nursing Center		136			<b>136</b>
AZALEA TRACE		130	6	4%	<b>136</b>
CITRUS HEALTH AND REHAB		116	19	14%	<b>135</b>
IRL MARKET LAB ALACHUA		104	31	23%	<b>135</b>
TAMARAC REHABILITATION & HEALTH CENTER		135			<b>135</b>
PALM GARDEN OF AVENTURA		135			<b>135</b>
Cypress Cove Care Center		98	36	27%	<b>134</b>
BAYFRONT HEALTH MEDICAL GROUP		106	28	21%	<b>134</b>
EDGEWOOD NURSING CENTER		132	1	1%	<b>133</b>
PALM BEACH COUNTY HEALTH DEPT LAB	1	130	2	2%	<b>133</b>
ETHOS WELLNESS PHARMACY		123	10	8%	<b>133</b>
PORT ST LUCIE REHABILITATION AND HEALTHCARE		98	35	26%	<b>133</b>
MEDEXPRESS URGENT CARE HUDSON			133	100%	<b>133</b>
TALLAHASSEE NHHI LLC		131	1	1%	<b>132</b>
CONSULATE HEALTH CARE OF MELBOURNE		132			<b>132</b>
LABORATORY OF FLORIDA		82	50	38%	<b>132</b>
THE REHABILITATION CENTER OF LAKE CITY		127	5	4%	<b>132</b>
CORAL BAY HEALTHCARE AND REHABILITATION		131			<b>131</b>

# COVID-19: testing by laboratory

Data through Nov 30, 2020 verified as of Dec 1, 2020 at 09:25 AM

Data in this report are provisional and subject to change.

The numbers in the table below represent the number of Florida and non-Florida residents for whom test results were received by the Department of Health. A person can be tested by more than one laboratory and can have both positive and negative results. **Therefore, the sum of the numbers in each column will be larger than the total number of people tested.**

Reporting lab	Inconclusive	Negative	Positive	Percent positive	Total
ELMHURST HOSPITAL CENTER	1	126	4	3%	131
ADVENT HEALTH CENTRA CARE - COLONIAL TOWN		84	47	36%	131
INTEGRATED REGIONAL LABORATORIES		119	12	9%	131
CAYUGA MEDICAL CENTER AT ITHACA		127	3	2%	130
DOC SMILEYS URGENT CARE LLC		84	46	35%	130
MEMPHIS PATHOLOGY LABORATORY	1	124	5	4%	130
XYZ LABORATORY	1	117	12	9%	130
RULEME CENTER	1	127	2	2%	130
URGENT CARE OF THE PALM BEACHES, NORTH PALM BEACH			130	100%	130
MEDFAST URGENT CARE - TITUSVILLE			130	100%	130
ORLANDO HEALTH EMERGENCY DEPARTMENT		123	7	5%	130
ADVENT HEALTH CENTRA CARE - DELAND		28	102	78%	130
EDGEWATER AT WATERMAN VILLAGE,THE		130			130
KEYSTONE REHAB		129			129
FORT WALTON REHABILITATION CENTER		94	35	27%	129
MEDIPATH		4	125	97%	129
COMMUNITY HEALTH AND REHABILITATION CENTER		124	5	4%	129
BMHSI-AEL MICROBIOLOGY LABORATORY	2	102	25	19%	129
GENE BY GENE		61	67	52%	128
Signature HealthCare Center of Waterford		124	4	3%	128
PALM GARDEN OF TAMPA		128			128
CENTRACARE		17	111	87%	128
HOMESTEAD MANOR		125	1	1%	126
Rehabilitation Center for Park Place LLC		124	2	2%	126
SUWANNEE HEALTH AND REHABILITATION CENTER		124	2	2%	126
SABAL PALMS HEALTH AND REHAB		89	36	29%	125
THE CLUB AND REHABILITATION CENTER		123	1	1%	124
ALL SEASONS NAPLES LLC		124			124
PHYSICIAN ASSOCIATES		109	15	12%	124
HUNT CLUB PEDIATRIC ASSOCIATES, P.A.		105	19	15%	124
WOMEN'S CARE FLORIDA LABORATORY		120	4	3%	124
MEDFAST URGENT CARE CENTER - TITUSVILLE			124	100%	124
HEATHER HILL HEALTHCARE CENTER		120	4	3%	124
FL HUD DESTIN, LLC D/B/A GRAND BOULEVARD HEALTH		121	3	2%	124
CLARIDGE HOUSE NURSING CENTER		118	6	5%	124
REFUAH HEALTH CENTER LABORATORY		120	3	2%	123
AVENTURA REHAB AND NURSING CENTER		123			123
ADVENT HEALTH CENTRA CARE - LONGWOOD		22	101	82%	123
BREVARD HEALTH ALLIANCE		5	118	96%	123
ALLSOUTH URGENT CARE			123	100%	123
LIFE CARE CENTER OF ALTAMONTE SPRINGS		102	20	16%	122
PALM BAY HOSPITAL		3	119	98%	122
Consulate Health Care of North Fort Myers		122			122
GRAVITY DIAGNOSTICS, LLC		35	86	71%	121
STARKE FAMILY MEDICAL CENTER		106	15	12%	121
PARKVIEW HEALTH		121			121
GENETWORKX		17	103	86%	120

# COVID-19: testing by laboratory

Data through Nov 30, 2020 verified as of Dec 1, 2020 at 09:25 AM

Data in this report are provisional and subject to change.

The numbers in the table below represent the number of Florida and non-Florida residents for whom test results were received by the Department of Health. A person can be tested by more than one laboratory and can have both positive and negative results. **Therefore, the sum of the numbers in each column will be larger than the total number of people tested.**

Reporting lab	Inconclusive	Negative	Positive	Percent positive	Total
LAB CORP	1	75	44	37%	120
MILLENNIUM LAB SERVICES			120	100%	120
PALM GARDEN OF CLEARWATER		115	4	3%	119
ADVANCED MEDICAL CENTER		86	33	28%	119
DAVID SCOTT MADWAR MD PA□		108	11	9%	119
BAYSIDE HEALTH AND REHABILITATION CENTER		118			118
PALM HARBOR PHARMACY		100	18	15%	118
PruittHealth Santa Rosa		115	3	3%	118
MICHAEL A MIDDLETON MD PA□		116	2	2%	118
MATHISON RETIREMENT COMMUNITY		114	4	3%	118
TRI-COUNTY NURSING HOME		114	4	3%	118
AMERICAN FINNISH NURSING HOME	1	116			117
Heritage Healthcare at Tallahassee		116	1	1%	117
FLORIDA DEPARTMENT OF HEALTH		101	16	14%	117
MEDFAST URGENT CARE CENTER - SARNO			116	100%	116
FHMG-FLORIDA HOSPITAL MEDICAL GROUP		97	19	16%	116
PEDIATRICS OF CENTRAL FLORIDA PA	5	106	5	4%	116
ADVENT HEALTH CENTRA CARE - UNIVERSITY		20	96	83%	116
UNITED CLINICAL LABORATORIES		106	9	8%	115
GOOD SAMARITAN SOCIETY-DAYTONA		114	1	1%	115
SILVERCREST HEALTH AND REHABILITATION CENTER	3	110	2	2%	115
NEIGHBORHOOD MEDICAL CENTER		108	5	4%	113
MATHISON RETIREMENT COMMUNITY, INC		113			113
TARPON POINT NURSING AND REHABILITATION CENTER		113			113
NORTH FLORIDA PEDIATRICS PA		106	7	6%	113
PADDOCK RIDGE		112			112
COASTAL HEALTH AND REHAB		110	2	2%	112
ALLIED HEALTH FORT PIERCE		112			112
TERRACES OF LAKE WORTH CARE CENTER□		112			112
Consulate Healthcare of West Palm Beach		108	4	4%	112
DXTERITY DIAGNOSTICS	1	108	2	2%	111
COCOA BEACH/ADVENT CENTRA		6	104	95%	110
HILLSBOROUGH COUNTY DEVELOPMENTAL CTR□	1	108			109
LONGWOOD HEALTH AND REHABILITATION CENTER		103	6	6%	109
Chatsworth at PGA National, LLC		108	1	1%	109
BAYFRONT HEALTH ER PINELLAS PARK	1	71	36	33%	108
NORTH FL SOUTH GA HCS-MALCOM RANDALL VAMC			108	100%	108
HOPE HOSPICE AND COMMUNITY SERVICES INC	1	104	3	3%	108
SERANADES BY SONATA WEST ORANGE		99	8	7%	107
ADVENT HEALTH CENTRA CARE - AZALEA PARK		91	16	15%	107
AMERICAN RESEARCH LABS		4	103	96%	107
REGENCY CARE OF BLOUNTSTOWN LLC		102	5	5%	107
EAST LAKE PEDIATRICS		69	38	36%	107
GRAND OAKS HEALTH & REHABILITATION		106			106
SUWANNEE VALLEY NURSING CENTER		106			106
TUSCAN GARDENS OF VENETIA MANAGEMENT COMPANY		105	1	1%	106
MEDFAST URGENT CARE CENTER - COCOA BEACH			106	100%	106

# COVID-19: testing by laboratory

Data through Nov 30, 2020 verified as of Dec 1, 2020 at 09:25 AM

Data in this report are provisional and subject to change.

The numbers in the table below represent the number of Florida and non-Florida residents for whom test results were received by the Department of Health. A person can be tested by more than one laboratory and can have both positive and negative results. **Therefore, the sum of the numbers in each column will be larger than the total number of people tested.**

Reporting lab	Inconclusive	Negative	Positive	Percent positive	Total
MIDWAY SPECIATLY CARE CENTER		52	53	50%	105
PROHEALTH MEDICAL CLINIC		1	104	99%	105
LabCorp L#09258090 M#09258105		71	34	32%	105
ADVENT HEALTH CENTRA CARE - BRANDON		29	75	72%	104
PruittHealth Panama City		104			104
BAY VIEW HEALTHCARE		85	19	18%	104
PARRISH MEDICAL CENTER		24	80	77%	104
ARTHREX MEDICAL CENTER		38	66	63%	104
HEART OF FLORIDA REGIONAL MED CTR		32	71	69%	103
MINUTECLINIC DIAGNOSTIC OF RHODE ISLAND, LLC #729		99	4	4%	103
PROVIDENCE HOSPITAL LABORATORY		98	5	5%	103
ADVENT HEALTH CENTRA CARE - SANFORD		28	75	73%	103
CAPE CANAVERAL HOSPITAL			103	100%	103
EVANS HEALTH CARE		100	2	2%	102
CENTRA CARE - HUNTER'S CREEK		46	56	55%	102
UNIVERSITY MEDICAL CENTER SUITES		90	12	12%	102
COQUINA CENTER		101	1	1%	102
GLADES HEALTH CARE CENTER		101			101
SILVER CREEK SENIOR LIVING COMMUNITY		101			101
GRAVITY DIAGNOSTICS		41	60	59%	101
CARENOW	1	64	36	36%	101
MOBILE INFIRMARY MED CENTER PATH LAB		90	11	11%	101
Whispering Oaks	5	92	4	4%	101
Consulate Health Care of Port Charlotte		98	2	2%	100
ARBOR FACILITY INC		100			100
CHARTER SENIOR LIVING OF PANAMA CITY BEACH		93	7	7%	100
DOCTOR'S IN HOUSE LABORATORY		12	87	88%	99
WOODBRIIDGE FACILITY INC		98	1	1%	99
GOLDEN GATE FAMILY CLINIC		23	76	77%	99
ARCADIA HEALTH AND REHABILITATION CENTER		99			99
CARENOW URGENT CARE – FORT PIERCE		86	13	13%	99
CLINICAL PATHOLOGY LABS		1	98	99%	99
DR G'S URGENT CARE		81	17	17%	98
MEDFAST URGENT CARE - EDGEWATER		2	96	98%	98
PERSONALIZED GENETIC TESTING		14	84	86%	98
ADVENT HEALTH CENTRA CARE		1	97	99%	98
CENTRAL FLORIDA HEALTH CARE		46	52	53%	98
SHOAL CREEK REHABILITATION CENTER		71	27	28%	98
J AND G MEDICAL GROUP LLC		84	13	13%	97
POINT WASHINGTON MEDICAL CLINIC		1	96	99%	97
FLORIDA COMMUNITY HEALTH CENTERS INC			97	100%	97
LITTLE PINE PEDIATRICS		78	19	20%	97
HEALTH CENTERS AT BRENTWOOD		96	1	1%	97
BAYSHORE MEMORY CARE		96			96
ASTON GARDENS AT PELICAN MARSH		95	1	1%	96
SUNFLOWER SPRINGS ASSISTED LIVING		93	3	3%	96
Parkview Rehabilitation Center at Winter Park		92	3	3%	95



# COVID-19: testing by laboratory

Data through Nov 30, 2020 verified as of Dec 1, 2020 at 09:25 AM

Data in this report are provisional and subject to change.

The numbers in the table below represent the number of Florida and non-Florida residents for whom test results were received by the Department of Health. A person can be tested by more than one laboratory and can have both positive and negative results. **Therefore, the sum of the numbers in each column will be larger than the total number of people tested.**

Reporting lab	Inconclusive	Negative	Positive	Percent positive	Total
GLOBAL CENTRAL LABS AT PPD	2	87	6	6%	95
PALM GARDEN OF WINTER HAVEN		81	14	15%	95
THE TERRACE OF KISSIMMEE		80	15	16%	95
OCALA FAMILY MEDICAL CENTER INC		84	11	12%	95
DIAGNOSTIC SOLUTIONS		3	91	97%	94
Chatham Glen Healthcare and Rehabilitation Center		94			94
PEDIATRIC ASSOCIATES ORLANDO		81	13	14%	94
PHYSICIANS REGIONAL CLINIC		82	12	13%	94
DEPARTMENT OF HEALTH & HUMAN SERVICES		94			94
FLORIDA KEYS PEDIATRICS & ADOLESCENT CENTER		90	3	3%	93
WIMAUMA COMMUNITY HEALTH CENTER		73	20	22%	93
TREE HOUSE PEDIATRICS PLLC		89	4	4%	93
NCRNC INC		90	2	2%	92
MEDFAST URGENT CARE CENTER - WICKHAM			92	100%	92
FAIR HAVENS CENTER, OPCO		89	2	2%	91
UNIVERSITY OF MIAMI		1	90	99%	91
CARRINGTON PLACE OF ST PETE LLC		90	1	1%	91
SEMINOLE NURSING PAVILION		84	7	8%	91
ABBOTT LABORATORIES		60	31	34%	91
FLORIDA HEALTH CARE PLANS			91	100%	91
MAIN STREET MEDICAL CENTER			90	100%	90
DEVANSH LAB WERKS INC		77	13	14%	90
PRIMECARE OF DOTHAN		60	30	33%	90
MEADOWCREST FAMILY PHYSICIANS		69	21	23%	90
AYERS HEALTH & REHABILITATION CENTER		90			90
SABAL DIRECT PRIMARY CARE, PA		80	10	11%	90
JEFFERY WEINZWEIG		2	87	98%	89
PREMIER URGENT CARE OF BREVARD		2	87	98%	89
MEDFAST URGENT CARE CENTER - COCOA			89	100%	89
ADVENT HEALTH CENTRA CARE - TEMPLE TERRACE		38	51	57%	89
ADVENT HEALTH CENTRA CARE - WATERMAN		78	10	11%	88
PACIFIC ANALYTICS			88	100%	88
LONGWOOD FAMILY PRACTICE		74	14	16%	88
AVERO DIAGNOSTICS		64	24	27%	88
GOVERNOR'S CREEK HEALTH & REHABILITATION		87	1	1%	88
BRANDON HEALTH AND REHABILITATION CENTER	1	85	1	1%	87
TIFFANY HALL NURSING AND REHAB CENTER		87			87
SAINTS 120 LLC	1	86			87
TRADITION MEDICAL CENTER LABORATORY		48	38	44%	86
SARNO EXTENDED HOURS		43	42	49%	85
WESTCHESTER MEDICAL CENTER		84	1	1%	85
SOUTH BALDWIN REGIONAL MEDICAL CENTER		82	3	4%	85
W. FRANK WELLS NURSING HOME		84	1	1%	85
NAVY HOSPITAL			85	100%	85
ABBIEJEAN RUSSELL CARE CENTER		85			85
Timberridge Center for Rehabilitation and Healing		61	23	27%	84
PINES OF SARASOTA GARDEN		84			84

# COVID-19: testing by laboratory

Data through Nov 30, 2020 verified as of Dec 1, 2020 at 09:25 AM

Data in this report are provisional and subject to change.

The numbers in the table below represent the number of Florida and non-Florida residents for whom test results were received by the Department of Health. A person can be tested by more than one laboratory and can have both positive and negative results. **Therefore, the sum of the numbers in each column will be larger than the total number of people tested.**

Reporting lab	Inconclusive	Negative	Positive	Percent positive	Total
FAST TRACK URGENT CARE CENTER - RIVERVIEW			84	100%	84
NORTH FLORIDA PEDIATRICS - MARIANNA		59	25	30%	84
SEA BREEZE REHAB AND NURSING CENTER		82	2	2%	84
FELLOWSHIP HOME AT THE FAIRWAY LLC		84			84
SMILEY MEDICAL GROUP		57	27	32%	84
FINLAY CLINICAL LABORATORY		26	58	69%	84
NEW YORK CITY DEPARTMENT OF HEALTH & MENTAL		78	5	6%	83
KALEIDA HEALTH CENTER FOR LABORATORY		78	5	6%	83
SEMINOLE COUNTY HEALTH DEPARTMENT		66	17	20%	83
AFC URGENT CARE TYRONE		1	82	99%	83
MONTEFIORE MEDICAL CENTER LABORATORIES - MOSES		76	7	8%	83
AFC URGENT CARE SEMINOLE			82	100%	82
PIONEER CLINICAL LAB, LLC		70	12	15%	82
OCEAN REEF MEDICAL CENTER		74	8	10%	82
FAST TRACK URGENT CARE CENTER - WESTCHASE			82	100%	82
LAB		29	53	65%	82
HURLBURT FIELD CLINIC		39	43	52%	82
NORTHEAST FLORIDA NEUROLOGY CLINICS, INC		74	8	10%	82
THE PAVILION FOR HEALTH CARE		72	10	12%	82
FIRST CHOICE PEDIATRICS		73	8	10%	81
UCC - WELLINGTON			81	100%	81
BAYA POINTE NURSING AND REHABILITATION		1	80	99%	81
Sunset Point Center		81			81
SURREY PLACE CARE CENTER		76	5	6%	81
ADVENT HEALTH CENTRA CARE - SOUTH ORANGE		68	13	16%	81
ISLAND HEALTH AND REHABILITATION CENTER		80			80
MANOR CARE OF NAPLES FL LLC		79			79
HERON CLUB AT PRESTANCIA		77	2	3%	79
EXOSOME DIAGNOSTICS		75	4	5%	79
PROVISTA DIAGNOSTICS, INC		77	1	1%	78
VETERANS AFFAIRS MEDICAL CENTER - PALO ALTO		28	50	64%	78
NITE LITE PEDIATRICS – JACKSONVILLE		76	2	3%	78
TRENTON MEDICAL CENTER INC DBA PALMS MEDICAL GROUP	2	65	11	14%	78
EDGEWATER AT WATERMAN VILLAGE		78			78
ORANGE CITY NURSING AND REHAB		75	2	3%	77
CBS LABS OF TAMPA LLC		3	74	96%	77
TRUE NORTH HEALTH NAVIGATION LLC DBA DISPATCHHEALTH	1	60	16	21%	77
LIFE CARE CENTER OF WINTER HAVEN		65	12	16%	77
SOLARIS HEALTHCARE OSCEOLA		75	2	3%	77
ADVENT HEALTH CENTRA CARE - CITRUS PARK		8	68	89%	76
UNIVERSITY HEALTH SYSTEM INC		69	7	9%	76
DYNAMIC MEDICAL USA			76	100%	76
REGENTS PARK AT AVENTURA		75	1	1%	76
ST CATHERINE'S WEST REHABILITATION HOSPITAL		75	1	1%	76
COMMUNITY HEALTH CENTERS OF PINELLAS INC		1	74	99%	75
MV MEDICAL PRACTICE DBA PRIMARY URGENT CARE		73	2	3%	75
Solaris Healthcare Daytona		75			75

# COVID-19: testing by laboratory

Data through Nov 30, 2020 verified as of Dec 1, 2020 at 09:25 AM

Data in this report are provisional and subject to change.

The numbers in the table below represent the number of Florida and non-Florida residents for whom test results were received by the Department of Health. A person can be tested by more than one laboratory and can have both positive and negative results. **Therefore, the sum of the numbers in each column will be larger than the total number of people tested.**

Reporting lab	Inconclusive	Negative	Positive	Percent positive	Total
ST MARK ASSISTED LIVING CENTER	1	63	11	15%	75
NOAH CLINICAL LABORATORY		63	11	15%	74
CAREMOUNT MEDICAL - PATHOLOGY		72	2	3%	74
HOLY CROSS HOSPITAL		1	73	99%	74
FAST TRACK URGENT CARE CENTER - SOUTH TAMPA			74	100%	74
BOSTON RED SOX CLUB LP		74			74
OAKS OF KISSIMMEE HEALTH AND REHABILITATION CENTER		74			74
WINDSOR REFLECTIONS		74			74
SCOTT LAKE HEALTH AND REHABILITATION CENTER		71	2	3%	73
CONSULATE HEALTH CARE - LAKE MARY		72	1	1%	73
HEALTH CARE DISTRICT OF PALM BEACH COUNTY MAIN OFFICE	1	9	62	86%	72
AVECINA MOBILE		65	7	10%	72
BUFFALO CROSSING HEALTHCARE & REHABILITATION CTR		72			72
WHITE PLAINS HOSPITAL CENTER LAB		72			72
TUSCAN GARDENS OF PALM COAST		70	1	1%	71
NSPIRE HEALTHCARE TAMARAC		70	1	1%	71
Madison Health and Rehabilitation Center		41	30	42%	71
PHARMCO RX		60	11	15%	71
SOLARIS HEALTHCARE IMPERIAL		70	1	1%	71
ADVANCED LAB		67	4	6%	71
AMMON LABS		61	10	14%	71
PEDIATRICS OF GREATER ORLANDO		64	7	10%	71
CONSULATE HEALTH CARE OF SARASOTA		71			71
Solaris Healthcare Coconut Creek		70	1	1%	71
SOLARIS HEALTHCARE LAKE CITY		40	30	43%	70
EVENT MED SERVICES LABORATORY		70			70
HIGHLANDS MEDICAL CENTER		68	2	3%	70
Highlands Regional Hospital		63	7	10%	70
RDV SPORTSPLEX PEDIATRICS		56	14	20%	70
SUNCOAST COMMUNITY HEALTH CENTERS PEDIATRICS		21	49	70%	70
THE PALACE NURSING AND REHABILITATION CENTER		70			70
WEDGEWOOD HEALTHCARE CENTER		67	3	4%	70
QPS, LLC		69	1	1%	70
DIGNITY HEALING, LLC		68	1	1%	69
DIAGNOSTIC LABORATORY OF OKLAHOMA		57	12	17%	69
VIERA HOSPITAL			69	100%	69
SOUTH BALDWIN MEDICAL CENTER GULF SHORES		57	12	17%	69
FIRST CHOICE PEDIATRICS SEMORAN		65	4	6%	69
John Knox Village of Florida ALF		69			69
HERITAGE HEALTHCARE AND REHABILITATION CENTER		69			69
MEYER PEDIATRICS		59	10	14%	69
SIMED LABORATORY		57	12	17%	69
YOUR FAMILY WALK-IN CLINIC			69	100%	69
BROWARD HEALTH MEDICAL CENTER		3	66	96%	69
ADVENTHEALTH EXPRESS CARE		26	43	62%	69
ADVENT HEALTH - ORLANDO		59	10	14%	69
MAGNOLIA DIAGNOSTIC		1	68	99%	69

# COVID-19: testing by laboratory

Data through Nov 30, 2020 verified as of Dec 1, 2020 at 09:25 AM

Data in this report are provisional and subject to change.

The numbers in the table below represent the number of Florida and non-Florida residents for whom test results were received by the Department of Health. A person can be tested by more than one laboratory and can have both positive and negative results. **Therefore, the sum of the numbers in each column will be larger than the total number of people tested.**

Reporting lab	Inconclusive	Negative	Positive	Percent positive	Total
ADVENT HEALTH CENTRA CARE - ORANGE CITY		4	65	94%	69
RIVERS FAMILY MEDICINE PA		61	7	10%	68
ADVENT HEALTH CENTRA CARE - WINTER HAVEN		29	39	57%	68
KETAMINE HEALTH CENTERS LLC		61	7	10%	68
SARAPATH DIAGNOSTICS			68	100%	68
FHMG FLORIDA HOSPITAL MEDICAL GROUP		55	13	19%	68
KEYS MEDICAL GROUP			68	100%	68
BLUE MED CONSULTANTS		65	3	4%	68
DELTONA HEALTH CARE		53	14	21%	67
CATHOLIC HEALTH SYSTEM DEPT LABORATORY		66	1	1%	67
MD 365 MEDICAL CARE		66	1	1%	67
BOND URGENT CARE LLC		49	18	27%	67
AEL- MEMPHIS		17	50	75%	67
NOMIHEALTH LAB SERVICES		4	63	94%	67
TREASURE COAST MEDICAL ASSOCIATES		1	65	98%	66
ManorCare Health Services-Palm Harbor		65			65
ADVENTHEALTH MEDICAL GROUP PROMPT CARE		54	11	17%	65
MEDEX MEDICAL EXPRESS OF PALATKA			65	100%	65
EPN URGENT CARE			65	100%	65
GOLD CHOICE SENIOR COMMUNITIES		46	19	29%	65
OAKHURST CENTER		64			64
HIALEAH SHORES NURSING AND REHAB CENTER		62	2	3%	64
ADVENT HEALTH CENTRA CARE - WINTER GARDEN		12	52	81%	64
HAVEN OF OUR LADY OF PEACE		64			64
VILLAS OF HOLLY BROOK - BRADENTON 14TH		64			64
SIGNATURE HEALTHCARE OF PORT CHARLOTTE		64			64
PROJECT HEALTH, INC SUMTERVILLE		54	9	14%	63
OUT OF STATE		40	23	37%	63
HEALTH FIRST - PALM BAY HOSPITAL		2	61	97%	63
SOUTH GEORGIA MEDICAL CENTER		48	15	24%	63
PROMEDICA LABORATORIES		18	45	71%	63
EISENHOWER ARMY MEDICAL CENTER		59	4	6%	63
WATERMARK LAKE POINTE WOODS LLC		63			63
STONY BROOK UNIVERSITY MEDICAL CENTER		57	6	10%	63
APC PEDIATRICS AT RYE ROAD MEDICAL PARK		63			63
PLANTATION GENERAL HOSPITAL CLINICAL LAB		26	37	59%	63
DOCTORS MEMORIAL HOSPITAL		29	33	53%	62
JOSEPH L MORSE GERIATRIC CENTER	2	59	1	2%	62
WADSWORTH HEALTH CENTER		59	3	5%	62
AMELIA MEDICAL CARE		2	60	97%	62
LASER & SURGERY CENTER OF THE PALM BEACHES		62			62
RIDGEWOOD DIAGNOSTIC LABORATORY		60	2	3%	62
WELLNOW URGENT CARE PC		62			62
BROWARD HEALTH CORAL SPRINGS EPIDEMIOLOGY DEPT			62	100%	62
NEMOURS CHILDREN'S PRIMARY CARE		51	10	16%	61
FINLAY CLINICAL LABORATORY INC		28	33	54%	61
EMERALD COAST HOSPICE		60	1	2%	61

# COVID-19: testing by laboratory

Data through Nov 30, 2020 verified as of Dec 1, 2020 at 09:25 AM

Data in this report are provisional and subject to change.

The numbers in the table below represent the number of Florida and non-Florida residents for whom test results were received by the Department of Health. A person can be tested by more than one laboratory and can have both positive and negative results. **Therefore, the sum of the numbers in each column will be larger than the total number of people tested.**

Reporting lab	Inconclusive	Negative	Positive	Percent positive	Total
CL BRUMBACK PRIMARY CARE CLINICS		16	45	74%	61
SEASIDE HEALTH AND REHABILITATION CENTER		5	55	92%	60
EXACT SCIENCES LABORATORIES, LLC		15	45	75%	60
FAST TRACK URGENT CARE CENTER - BRANDON			60	100%	60
BAY TREE CARE AND REHABILITATION CENTER		60			60
ANCIENT CITY PEDIATRICS		59			59
BOCA GRANDE HEALTH CLINIC		56	3	5%	59
LAB PLUS, LLC AT SAINT THOMAS WEST HOSPITAL		45	14	24%	59
GRANDE, THE		59			59
FLOMEDILAB		19	40	68%	59
LABFIRST - DEPARTMENT OF PATHOLOGY		58	1	2%	59
JACKSONVILLE NURSING AND REHAB CENTER		59			59
LAKE VIEW CARE CENTER AT DELRAY		58	1	2%	59
ADVENT HEALTH CENTRA CARE - KISSIMMEE		25	34	58%	59
ASSOCIATED CLINICAL LABORATORIES		56	3	5%	59
JACKSONVILLE KIDS PEDIATRICS, PLLC		51	7	12%	58
INTERNAL LAB		50	8	14%	58
CLYDE E LASSEN STATE VETERANS NURSING HOME		56	2	3%	58
ERIE COUNTY MEDICAL CTR CLINICAL LABS		57	1	2%	58
THE CANOPY AT BERRYHILL		58			58
STONY BROOK SOUTHAMPTON		57	1	2%	58
HUNTSVILLE HOSPITAL LABORATORY		43	15	26%	58
HEARTLAND PEDIATRICS OF LAKE WALES		53	4	7%	57
MINUTECLINIC DIAGNOSTIC OF SOUTH CAROLINA, LLC		51	6	11%	57
ADVENT HEALTH CENTRA CARE - POINCIANA		19	38	67%	57
THE WELLNESS CENTER AT LAKEWOOD RANCH			57	100%	57
AMERICAN FAMILY MEDICAL		48	9	16%	57
ADVENT HEALTH - PALM HARBOR ER		44	13	23%	57
MILLENIUM PHYSICIANS GROUP		1	56	98%	57
EAST ALABAMA MEDICAL CENTER LABORATORY		48	8	14%	56
FIRST CHOICE PRIMARY CARE		43	13	23%	56
CONEY ISLAND HOSPITAL		55	1	2%	56
NATIONS BEST FAMILY HEALTH CARE		21	35	63%	56
AMBULATORY SURGERY CENTER OF BOCA RATON LTD		56			56
Advent health care center Celebration		54	2	4%	56
FLORIDA HEALTH CARE PLAN INC		2	54	96%	56
CENTRAL BALDWIN IMMEDIATE CARE & FAMILY PRACTICE		43	13	23%	56
Solaris Healthcare Lake Bennet		48	7	13%	55
MILLER BIOCONNECT		43	12	22%	55
NORTH PORT REHABILITATION AND NURSING CENTER		54	1	2%	55
ST VINCENT'S BIRMINGHAM		53	2	4%	55
SONATA HUNTERS CREEK		47	8	15%	55
EAST LAKE PEDIATRICS PA		52	3	5%	55
ISLAND COAST PEDIATRICS		54	1	2%	55
PINELLAS CARE CENTER		39	16	29%	55
QUICK CARE MED PL CR		52	3	5%	55
F&T MEDICAL RESEARCH, INC		54			54



# COVID-19: testing by laboratory

Data through Nov 30, 2020 verified as of Dec 1, 2020 at 09:25 AM

Data in this report are provisional and subject to change.

The numbers in the table below represent the number of Florida and non-Florida residents for whom test results were received by the Department of Health. A person can be tested by more than one laboratory and can have both positive and negative results. **Therefore, the sum of the numbers in each column will be larger than the total number of people tested.**

Reporting lab	Inconclusive	Negative	Positive	Percent positive	Total
SARASOTA CO. HEALTH DEPT # 58		40	14	26%	54
QUEENS HOSPITAL CENTER		53	1	2%	54
CLERMONT HEALTH AND REHAB		40	14	26%	54
DE LUNA HEALTH AND REHABILITATION CENTER		54			54
LOOP PEDIATRICS PA		49	5	9%	54
TIFFANY HALL NURSING AND REHAB		44	10	19%	54
CITRUS MEMORIAL HEALTH SYSTEM LAB		2	52	96%	54
UNITED LABORATORY SERVICES CORPORATION		38	16	30%	54
VILLAGE DOCTORS OF KEYSTONE		45	9	17%	54
LIFE BRITE		53	1	2%	54
DAYSPRING SENIOR LIVING		54			54
SPRINGS AT LAKE POINTE WOODS		54			54
MIAMI BEACH COMMUNITY HEALTH CENTER			53	100%	53
LAKESIDE NEUROLOGIC		49	4	8%	53
BENTON HOUSE AT OAKLEAF		51	2	4%	53
PHYSICIANS PRIMARY CARE LAB		38	15	28%	53
FAST TRACK URGENT CARE CENTER - WESLEY CHAPEL			52	100%	52
PHYSICIAN PARTNERS PERRY		34	18	35%	52
ASCENSION MEDICAL GROUP		1	51	98%	52
ASCENSION SACRED HEART BAY LABORATORY		49	3	6%	52
PARKSIDE INN		52			52
DBI HEALTH INC		50	2	4%	52
KORGENE LAB		18	34	65%	52
ADVENT HEALTH		49	3	6%	52
CENTRA CARE - CONWAY		20	32	62%	52
MD LABS		30	22	42%	52
NXGEN MDX		19	32	63%	51
WASHINGTON REHABILITATION AND NURSING CENTER		51			51
AFC URGENT CARE CLEARWATER		20	31	61%	51
WIREGRASS DIRECT PRIMARY CARE PLLC		45	6	12%	51
GENPATH			51	100%	51
USF HEALTH MORSANI CENTER		5	45	90%	50
PALMS MEDICAL GROUP HIGH SPRINGS		44	6	12%	50
MOBILE PHYSICIAN SERVICES INC		50			50
EMBRY RIDDLE AERONAUTICAL UNIVERSITY HEALTH SERVICES			50	100%	50
DOUGLAS T JACOBSON STATE VETERANS HOME		50			50
GATEWAY CARE CENTER		50			50
MIAMI SHORES NURSING & REHAB		49			49
DAIRY ROAD URGENT CARE		22	27	55%	49
GV NAPLES OPCO, LLC		49			49
BIODESIX, INC.		39	10	20%	49
SUNCOAST OPTIMAL WELLNESS		4	45	92%	49
USF		1	48	98%	49
SPRING HILL HEALTH AND REHABILITATION CENTER		37	12	24%	49
GULFVIEW MEDICAL INSTITUTE		49			49
EAGLES WATCH CLUSTER		40	9	18%	49
SOLARIS SENIOR LIVING NORTH NAPLES		48	1	2%	49

# COVID-19: testing by laboratory

Data through Nov 30, 2020 verified as of Dec 1, 2020 at 09:25 AM

Data in this report are provisional and subject to change.

The numbers in the table below represent the number of Florida and non-Florida residents for whom test results were received by the Department of Health. A person can be tested by more than one laboratory and can have both positive and negative results. **Therefore, the sum of the numbers in each column will be larger than the total number of people tested.**

Reporting lab	Inconclusive	Negative	Positive	Percent positive	Total
AFC URGENT CARE FAMILY CARE			49	100%	49
LUIS A GHIGLINO MD PA		49			49
CSL PLASMA		18	31	63%	49
NITE LITE PEDIATRICS - PORT ST. LUCIE		42	6	13%	48
FLAGLER COUNTY HEALTH DEPARTMENT		43	5	10%	48
BAY CENTER HURRICANE SHELTER		48			48
POINTE, THE		46	2	4%	48
NO FLORIDA PEDIATRICS, PA		47	1	2%	48
CENTERSTONE OF FLORIDA☐		45	3	6%	48
BIOIQ			48	100%	48
AFC PHYSICIANS OF FLORIDA		37	11	23%	48
AMERICA'S PHARMACY LLC		43	5	10%	48
24/7 PEDIATRIC CARE CENTERS INC		46	2	4%	48
INTERLAB		1	46	98%	47
SNH BRFL TENANT LLC		47			47
ADVENT HEALTH CENTRA CARE - EAST ORLANDO		21	26	55%	47
WILSON MEMORIAL REGIONAL MEDICAL CENTER		46	1	2%	47
VILLAGE PLACE NH LLC☐		33	14	30%	47
MEDFAST URGENT CARE CENTERS LLC			47	100%	47
ALLIANCE PEDIATRICS		24	23	49%	47
ATRIUM AT LIBERTY PARK☐		46	1	2%	47
MD 365 MEDICAL CARE PLLC		46			46
TRINITY AL SENIOR HOUSING LLC☐		44	2	4%	46
HUNTINGTON HOSPITAL LABORATORY		45	1	2%	46
ADVENT HEALTH - PALM COAST			46	100%	46
ST. CLOUD MEDICAL GROUP		46			46
H LEE MOFFITT CANCER CENTER MICRO		46			46
PREMIER PLACE HEALTHCARE AT THE GLENVIEW		46			46
VETERANS AFFAIRS MEDICAL CENTER - GULF COAST		27	19	41%	46
SOFT CELL LABORATORIES		44	2	4%	46
EAST MANATEE FAMILY	1	1	44	96%	46
MEDEXPRESS URGENT CARE - GOLDEN GATE		3	43	93%	46
MED EXPRESS		1	45	98%	46
URGENT CARE TCMA			45	100%	45
NORTH SHORE UNIVERSITY HOSPITAL LABORATORY		42	3	7%	45
CHILDREN'S HOSPITAL OF ALABAMA		44	1	2%	45
SOUTHPORT SQUARE HARBOUR HEALTH		45			45
PRIMARY CARE SOUTH INC			45	100%	45
UNIVERSITY OF CENTRAL FLORIDA HEALTH SERVICES		45			45
ADVENTHEALTH MEDICAL GROUP FAMILY MEDICINE AT		38	7	16%	45
ST FRANCIS HOSPITAL		39	6	13%	45
MOOSEHAVEN LIFE CARE CENTER		44			44
BROAD INSTITUTE CLINICAL SEQUENCING RESEARCH PLATFORM	1	39	4	9%	44
PEDIATRICS OF CENTRAL FLORIDA – SAINT CLOUD	2	40	2	5%	44
SANDY RIDGE CENTER FOR REHABILITATION AND HEALING		42	2	5%	44
ALLIANCE OF PHYSICIANS AGAINST COVID-19			44	100%	44
VISITING PHYSICIANS ASSOCIATION		40	4	9%	44

# COVID-19: testing by laboratory

Data through Nov 30, 2020 verified as of Dec 1, 2020 at 09:25 AM

Data in this report are provisional and subject to change.

The numbers in the table below represent the number of Florida and non-Florida residents for whom test results were received by the Department of Health. A person can be tested by more than one laboratory and can have both positive and negative results. **Therefore, the sum of the numbers in each column will be larger than the total number of people tested.**

Reporting lab	Inconclusive	Negative	Positive	Percent positive	Total
SUN COUNTRY PEDIATRICS PLLC	1	40	3	7%	44
ARBOR GLEN AT ARBOR TRACE		44			44
HOBDARI FAMILY HEALTH LLC		30	14	32%	44
UNIVERSITY OF NORTH FLORIDA STUDENT HEALTH		41	3	7%	44
BRANCH MEDICAL CLINIC			43	100%	43
SUNY UPSTATE MEDICAL UNIVERSITY		39	4	9%	43
HEALTH FIRST - CAPE CANAVERAL HOSPITAL		1	42	98%	43
GENEDX		32	11	26%	43
ADVENT HEALTH - LAKE MARY		35	8	19%	43
FHMG LAKE MARY PEDS		39	3	7%	42
INDIGO MANOR		13	29	69%	42
ALLEGRO		42			42
LENOX HILL HOSPITAL		38	4	10%	42
QUOTIENT SCIENCES			42	100%	42
MEMORY CARE OF NAPLES		42			42
ARCPPOINTS LABS		37	5	12%	42
TROY REGIONAL MEDICAL CENTER		34	8	19%	42
ADVENT HEALTH - MOUNT DORA		6	35	85%	41
MIDWAY PRIMARY CARE, LLC		41			41
CHILDREN MED CARE INC		39	2	5%	41
DAYSPRING SENIOR LIVING LLC		41			41
ST CLOUD REGIONAL MEDICAL CENTER CLINICAL LAB		21	20	49%	41
FLORIDA HOSPITAL NEW SMYRNA		4	37	90%	41
Concordia Village of Tampa AL		41			41
HARBORCHASE OF VERO BEACH		38	3	7%	41
PEDIATRICS OF CENTRAL FLORIDA KISSI		33	8	20%	41
ADVENT HEALTH - LAKE NONA		35	5	13%	40
ARBOR TRAIL		39	1	3%	40
PRIDE DIAGNOSTICS		24	16	40%	40
CHILDRENS MEDICAL ASSOCIATION		32	8	20%	40
ORLANDO HEALTH AND REHAB CENTER		5	35	88%	40
CLEVELAND CLINIC FOUNDATION		11	29	73%	40
READY RESPONDERS FLORIDA, PLLC		36	4	10%	40
Heartland Healthcare of Ft. Myers		40			40
BAPTIST MEDICAL CENTER SOUTH		29	10	26%	39
CRONOS CLINICAL LABORATORY		38	1	3%	39
NORTH FLORIDA PEDIATRICS PA - DUVAL		38	1	3%	39
WINTER GARDEN REHAB AND NURSING CENTER		39			39
RDX BIOSCIENCE			39	100%	39
RITECARE MED CTR H			39	100%	39
CLINICAL RESEARCH SEQUENCING PLATFORM		8	31	79%	39
EAST NEW YORK DIAGNOSTIC AND TREATMENT		37	2	5%	39
KENDALL REGIONAL MEDICAL CENTER LAB	3		36	92%	39
PEDIATRIC CARE CENTER- JACKSONVILLE BEACH		11	28	72%	39
Solaris HealthCare Windermere		37	2	5%	39
TGH URGENT CARE – SEMINOLE			39	100%	39
Courtyards of Orlando Care Center		38			38



# COVID-19: testing by laboratory

Data through Nov 30, 2020 verified as of Dec 1, 2020 at 09:25 AM

Data in this report are provisional and subject to change.

The numbers in the table below represent the number of Florida and non-Florida residents for whom test results were received by the Department of Health. A person can be tested by more than one laboratory and can have both positive and negative results. **Therefore, the sum of the numbers in each column will be larger than the total number of people tested.**

Reporting lab	Inconclusive	Negative	Positive	Percent positive	Total
FIRST CHOICE URGENT CARE		10	28	74%	38
CAPITAL REGIONAL MEDICAL CENTER		2	36	95%	38
LECONTE MEDICAL CENTER LAB		29	9	24%	38
POPLAR HEALTHCARE PLLC	1	11	26	68%	38
VITAS HEALTHCARE CORP OF CENTRAL FL		38			38
RAINBOW PEDIATRICS PC LLC / BREAKFAST POINT		38			38
Cross Landings Health and Rehabilitation		38			38
HOMWOOD RESIDENCE AT FREEDOM PLAZA		37	1	3%	38
BRONX LEBANON HOSPITAL-MEDICAL CENTER		36	2	5%	38
SMA LAB		6	32	84%	38
PROMPT CARE OF CENTRAL FLORIDA			38	100%	38
BAY COUNTY JAIL ANNEX		33	5	13%	38
ALTERNATIVE LIVING, INC DBA TWIN CITIES PAVILION		38			38
WINDSOR OAKS		37			37
PALMS EDGE		37			37
PONCE THERAPY CARE CENTER		33	4	11%	37
ONE MILO		37			37
ADVANCED AMBULATORY SURGERY CENTER		37			37
VILLA MARIA WEST SKILLED NURSING FACILITY		31	6	16%	37
BOULEVARD REHABILITATION CENTER		24	13	35%	37
UNIVERSITY OF ALABAMA		34	3	8%	37
PRECISION HEALTH SOLUTIONS LAB		9	28	76%	37
MOLECULAR TESTING LABS		4	33	89%	37
NEXT MOLECULAR ANALYTICS		6	30	83%	36
IQBAL A FARUQUI MD		29	7	19%	36
BVL/LITTLE ANGEL PEDIATRICS		36			36
WESLEY HAVEN VILLA		36			36
SOUTHEAST ALABAMA MEDICAL CENTER			36	100%	36
QUICK CARE MED		29	7	19%	36
NEW YORK PRESBYTERIAN - QUEENS DIAGNOSTIC		35	1	3%	36
CRUCIAL CARE EMERGENCY MEDICINE DOCTORS		30	6	17%	36
Crystal Health & Rehab Center		36			36
Solaris Senior Living North Naples ALF		33	3	8%	36
FLORIDA MEDICAL CLINIC PA		34	2	6%	36
BORLAND GROOVER CLINIC	1	28	7	19%	36
BioReference Laboratories, Inc		6	30	83%	36
ORLANDO HEALTH CENTER FOR REHABILITATION		36			36
MORSELIFE MEMORY CARE RESIDENCE		35	1	3%	36
FAMILY EXTENDED CARE OF WINTER HAVEN		36			36
P23 LABS		35			35
IRL		4	31	89%	35
ADVENT HEALTH - FISH MEMORIAL		2	33	94%	35
MEDICAL CENTER CLINIC-IMMEDIATE CARE		32	3	9%	35
ROCHESTER GENERAL HOSPITAL LABORATORY		34	1	3%	35
CENTRA CARE – APOPKA			35	100%	35
CRAIG BERGER MD PL D/B/A BAY AREA EYE INSTITUTE		35			35
LAKELAND REGIONAL HEALTH LAKE MIRIAM		3	32	91%	35

# COVID-19: testing by laboratory

Data through Nov 30, 2020 verified as of Dec 1, 2020 at 09:25 AM

Data in this report are provisional and subject to change.

The numbers in the table below represent the number of Florida and non-Florida residents for whom test results were received by the Department of Health. A person can be tested by more than one laboratory and can have both positive and negative results. **Therefore, the sum of the numbers in each column will be larger than the total number of people tested.**

Reporting lab	Inconclusive	Negative	Positive	Percent positive	Total
J FRANK AVEY MD		25	10	29%	35
PALMETTO FAMILY HEALTHCARE		8	27	77%	35
ATLANTIC URGENT CARE		18	17	49%	35
MICRO PATH LABORATORIES INC		35			35
FHMG_CTR FOR SENIOR HEALTH		30	5	14%	35
REGENTS PARK OF BOCA RATON		34	1	3%	35
Guardian Care Nursing and Rehabilitation Center		35			35
BAYSHORE PATHOLOGY		34	1	3%	35
ADVENT HEALTH CENTRA CARE - HUNTERS CREEK		2	32	94%	34
A COUNTRY PLACE ASSISTED LIVING FACILITY		34			34
Q ANSWER LAB	1	6	27	79%	34
EXPERTUS LABORATORIES INC		13	21	62%	34
VRL EUROFINs		32	2	6%	34
DOH-WEST PALM BEACH BRANCH LABORATORY		2	32	94%	34
ALTAMONTE PEDIATRIC ASSOCIATES		30	4	12%	34
PEDIATRICS IN BREVARD PA		26	7	21%	33
EXCEL PEDIATRICS		17	16	48%	33
PINNACLES PEDS CARE PA		33			33
AYERS NURSING AND REHABILITATION CENTER		33			33
AHSE ROP		32	1	3%	33
PEDIATRICS BY THE SEA		33			33
CABANA AT JENSEN DUNES, THE		33			33
LABCORP RTP		13	20	61%	33
LOURDES HOSPITAL INC		31	2	6%	33
ACCURATE DIAGNOSTIC LAB		32	1	3%	33
HEALTH PARK CARE CENTER		33			33
SARATOGA HOSPITAL LABORATORY		31	2	6%	33
EXPRESS URGENT CARE LLC		1	32	97%	33
BOND CLINIC		3	30	91%	33
FLORIDA HEALTH CARE		4	28	88%	32
JUPITER MEDICAL CENTER URGENT CARE			32	100%	32
HOLZER HEALTH CENTER			32	100%	32
WESTMINSTER ST AUGUSTINE		32			32
ST AUGUSTINE PEDIATRIC ASSOC		30	2	6%	32
RASHDA ALBIBI M.D. P.A.		30	2	6%	32
NATURE COAST MEDICAL GROUP		27	5	16%	32
BENTON HOUSE OF ST. JOHNS		32			32
S-H THIRTY-FIVE OPCO- PORT ST LUCIE, LLC	1	31			32
ST. MARYS MEDICAL CENTER		1	31	97%	32
PATRIOT MEDICAL LABORATORIES		31	1	3%	32
STEINHATCHEE FAMILY MEDICAL CENTER		28	4	13%	32
MOLECULAR DIAGNOSTICS		1	30	97%	31
BIOFIRE		7	24	77%	31
GRAND OAKS OF JENSEN BEACH LLC		31			31
CHILDRENS MEDICAL ASSOCIATION PA		21	10	32%	31
DISCOVERY COMMONS AT BRADENTON		31			31
DOH		17	14	45%	31

# COVID-19: testing by laboratory

Data through Nov 30, 2020 verified as of Dec 1, 2020 at 09:25 AM

Data in this report are provisional and subject to change.

The numbers in the table below represent the number of Florida and non-Florida residents for whom test results were received by the Department of Health. A person can be tested by more than one laboratory and can have both positive and negative results. **Therefore, the sum of the numbers in each column will be larger than the total number of people tested.**

Reporting lab	Inconclusive	Negative	Positive	Percent positive	Total
HALIFAX MEDICAL CENTER-PORT ORANGE LAB		26	5	16%	31
PRMG - EAST NAPLES		23	8	26%	31
PINES OF SARASOTA		31			31
REDI-MED WALK-IN FAMILY CARE			31	100%	31
PHYSICIAN ASSOCIATES LLC		26	5	16%	31
AMEERAH LABS			30	100%	30
BOND CLINIC PA		2	28	93%	30
HERITAGE WATERSIDE		27	3	10%	30
REGENCY PARK ASSISTED LIVING FACILITY		29	1	3%	30
CEDAR CREEK AT KINGS BAY INC		30			30
TGH URGENT CARE - TYRONE		1	29	97%	30
CHIPOLA MEDICAL ASSOCIATES, LLC		20	10	33%	30
FOUNTAIN INN NURSING & REHABILITATION CTR, INC		30			30
PHOSPHORUS DIAGNOSTICS		27	3	10%	30
BAY EDUCATORS WELLNESS CENTER		17	13	43%	30
BAYFRONT MEDICAL		23	7	23%	30
PALM BAY URGENT CARE		5	25	83%	30
VETERANS HOME			29	100%	29
FLORIDA HOSPITAL		21	8	28%	29
UNIV OF ROCHESTER-STRONG MEMORIAL HOSP		28	1	3%	29
WESTWOOD NURSING AND REHABILITATION		28	1	3%	29
PEDIATRIC SPECIALISTS MEDICAL GROUP	1	27	1	3%	29
WELL HEALTH WORKS		28	1	3%	29
LabCorp L#09258130 M#09258125		12	17	59%	29
BAY VUE NURSING AND REHABILITATION CENTER		28	1	3%	29
P4CLINICAL	3	2	24	83%	29
CORAL GABLES NURSING & REHABILITATION CENTER		24	5	17%	29
AVON PARK PEDIATRICS INC		27	2	7%	29
MINUTECLINIC DIAGNOSTIC OF RHODE ISLAND, LLC #1544		28	1	3%	29
ADVENTIST HEALTH SYSTEM FLORIDA		23	6	21%	29
FLORIDA DEPARTMENT OF HEALTH CLAY COUNTY		2	27	93%	29
PLYMOUTH HOME FOR ADULTS, INC.	7	21	1	3%	29
PATRICK AIR FORCE BASE		1	28	97%	29
The Grove Health and Rehabilitation		18	11	38%	29
MID FLORIDA PATHOLOGY LLC MOBILE UNIT #4		18	11	38%	29
NEOGENOMICS LABORATORIES INC		29			29
WUESTHOFF MEMORIAL HOSPITAL			29	100%	29
WHITE WILSON MEDICAL IMMEDIATE CARE NICEVILLE			29	100%	29
ECOLAB GROUP		5	24	83%	29
ROSECASTLE OF ZEPHRHILLS		26	2	7%	28
ADVENT HEALTH - ALTAMONTE SPRINGS		23	5	18%	28
TRADITIONAL HOME CARE INC		28			28
QHC UPSTATE MEDICAL PC		24	4	14%	28
SANFORD MOBILE LAB PGA TOUR		27	1	4%	28
ADVENT HEALTH - LAKE WALES		20	8	29%	28
IPSUM DIAGNOSTICS			28	100%	28
MEDICAL CONSULTANTS OF FLORIDA LLC		27	1	4%	28

# COVID-19: testing by laboratory

Data through Nov 30, 2020 verified as of Dec 1, 2020 at 09:25 AM

Data in this report are provisional and subject to change.

The numbers in the table below represent the number of Florida and non-Florida residents for whom test results were received by the Department of Health. A person can be tested by more than one laboratory and can have both positive and negative results. **Therefore, the sum of the numbers in each column will be larger than the total number of people tested.**

Reporting lab	Inconclusive	Negative	Positive	Percent positive	Total
REDI MED LLC			28	100%	28
PALM RIVER COMMUNITY HEALTH CENTER		24	4	14%	28
STUART URGENT CARE			28	100%	28
PALM GARDEN OF JACKSONVILLE		27	1	4%	28
AMERICAN HOUSE-BONITA SPRINGS□		28			28
ESCAMBIA COUNTY JAIL		16	12	43%	28
LONGLEAF DIAGNOSTIC LABORATORIES		3	25	89%	28
NAPLES PEDIATRICS INC□		27	1	4%	28
BIG BOCA SMILES LLC□		27	1	4%	28
ELLENTON PEDIATRICS PA		25	3	11%	28
GOOD SAMARITAN CENTER		28			28
COLLIER HMA PHYSICIAN MANAGEMENT LLC		23	5	18%	28
ISLAND URGENT CARE PLLC DBA AFC URGENT CARE		27	1	4%	28
BALMORAL TENANT SERVICES INC		28			28
Darcy Hall Of Life Care		28			28
HENDRY REGIONAL MEDICAL CENTER CLINICAL LABORATORY		27	1	4%	28
WESTWOOD HEALTHCARE SNF		28			28
GENEIQ		26	2	7%	28
JACKSONVILLE UNIVERSITY		25	2	7%	27
COLOR GENOMICS, INC.		25	2	7%	27
BENTON HOUSE OF ST JOHNS		27			27
GRAND ST PAUL CVS		27			27
MISSION OAKS ASSISTED LIVING□		26	1	4%	27
OAKTREE HEALTHCARE			27	100%	27
UCLA HEALTHCARE CLINICAL LABS		23	4	15%	27
JACKSON HEALTH SYSTEM		1	26	96%	27
PECONIC BAY MEDICAL CENTER LABORATORY		23	4	15%	27
URGENT CARE EXPRESS LLC			27	100%	27
CATHOLIC HEALTH SERVICES REGIONAL LAB		23	4	15%	27
CDC		17	10	37%	27
COOPER FAMILY MEDICAL, PLLC		22	5	19%	27
SUNCOAST LABS			27	100%	27
ALL FLORIDA FAMILY AND SPORTS MEDICINE		24	3	11%	27
life Care Center of Melbourne		13	14	52%	27
NO FLORIDA PEDIATRICS, PA - BRADFORD		25	2	7%	27
CANOPY ON BERRYHILL, THE		26	1	4%	27
PERSONAL PEDIATRICS		25	2	7%	27
ROCKLEDGE REGIONAL MEDICAL CENTER		18	8	31%	26
STEWART SEBASTIAN RIVER MEDICAL CENTER		23	3	12%	26
MEDEXPRESS URGENT CARE CORAL SPRINGS			26	100%	26
MONCRIEF ARMY HEALTH CLINIC			26	100%	26
FAST TRACK URGENT CARE CENTER - SEMINOLE			26	100%	26
HEALTH FIRST - VIERA HOSPITAL		1	25	96%	26
AMERICAN HOUSE COCONUT POINT		24	2	8%	26
DB MD		23	3	12%	26
SANTA BARBARA CARE CENTER		16	10	38%	26
ADVENT HEALTH CENTRA CARE - SAND LAKE		2	24	92%	26

# COVID-19: testing by laboratory

Data through Nov 30, 2020 verified as of Dec 1, 2020 at 09:25 AM

Data in this report are provisional and subject to change.

The numbers in the table below represent the number of Florida and non-Florida residents for whom test results were received by the Department of Health. A person can be tested by more than one laboratory and can have both positive and negative results. **Therefore, the sum of the numbers in each column will be larger than the total number of people tested.**

Reporting lab	Inconclusive	Negative	Positive	Percent positive	Total
THE MINIER URGENT CARE		20	6	23%	26
LOOP PEDIATRICS		22	4	15%	26
MIRACLE HILL NURSING & REHABILITATION CENTER INC		24	2	8%	26
CENTRAL FLORIDA HEALTHCARE GROUP LLC		25	1	4%	26
NORTHWELL HEALTH PLAINVIEW HOSPITAL LABORATORY		23	3	12%	26
COMPREHENSIVE CHILDCARE		20	6	23%	26
HUNT CLUB PEDIATRIC ASSOCIATES PA		24	2	8%	26
CENTURY CENTER FOR REHABILITATION & HEALING		16	10	38%	26
IMA MEDICAL GROUP POINCIANA		11	14	56%	25
SOLARIS HEALTHCARE MERRITT ISLAND		21	4	16%	25
SONNIS PEDIATRICS PA		25			25
MINNESOTA TWINS		25			25
ADVENT HEALTH CENTRA CARE - LAKE BUTLER BOULEVARD			25	100%	25
FAMILY EXTENDED CARE OF CENTRAL TAMPA		25			25
US MEDICAL CARE, INC		22	3	12%	25
FLORIDA DEPARTMENT OF HEALTH IN POLK COUNTY		25			25
CONNECTICUT DEPARTMENT OF HEALTH		22	3	12%	25
SANITAS		4	21	84%	25
THE PALACE MANAGEMENT - THE PALACE AT CORAL GABLES		25			25
AFC URGENT CARE		8	17	68%	25
MAINSTREET FAMILY URGENT CARE		1	24	96%	25
TGH URGENT CARE POWERED BY FAST TRACK			25	100%	25
METRO KNOXVILLE HMA		21	4	16%	25
PENSACOLA DEVELOPMENTAL CENTER		9	16	64%	25
URGENT CARE & WELLNESS CENTER		3	22	88%	25
ST. CLOUD HOSPITAL		20	5	20%	25
Kensington Gardens		25			25
CHAUTAUQUA REHABILITATION AND NURSING CENTER		24	1	4%	25
VIPEDIATRICS PLLC		23	1	4%	24
COURTYARDS OF ORLANDO		24			24
ROSECASTLE OF CITRUS		24			24
Palms at Ponte Vedra Assisted Living and Memory Care		23	1	4%	24
TRUGENX		1	23	96%	24
WESTMINSTER WOODS ON JULINGTON CREEK		22	2	8%	24
Holistic Pediatrics Group LLC		22	2	8%	24
MARTIN ACQUISITION 1 LLC DBA		24			24
NEW SMYRNA BEACH URGENT CARE			24	100%	24
CDR MAGUIRE - MIAMI BEACH CC MISSION 17388		2	22	92%	24
ARBOR OAKS AT TYRONE	1	23			24
FAMILY CARE PARTNERS		14	10	42%	24
PENNSYLVANIA DEPT OF HEALTH		19	5	21%	24
WELLOW URGENT CARE		23	1	4%	24
GRACE PEDIATRICS		18	6	25%	24
University Hills health and Rehabilitation		15	9	38%	24
TRADITIONAL HOME HEALTH OF PALM BEACH INC		24			24
UNIPATH		17	7	29%	24
AVENTIS BIO-SERVICES CTL		24			24



# COVID-19: testing by laboratory

Data through Nov 30, 2020 verified as of Dec 1, 2020 at 09:25 AM

Data in this report are provisional and subject to change.

The numbers in the table below represent the number of Florida and non-Florida residents for whom test results were received by the Department of Health. A person can be tested by more than one laboratory and can have both positive and negative results. **Therefore, the sum of the numbers in each column will be larger than the total number of people tested.**

Reporting lab	Inconclusive	Negative	Positive	Percent positive	Total
MED ONE AT SAINT AUGUSTINE		20	4	17%	24
MEDCOMP SCIENCES			24	100%	24
HERITAGE OAKS ASSISTED LIVING & MEMORY CARE		20	4	17%	24
LABORATORY DYNAMICS		20	4	17%	24
MADWAR		19	5	21%	24
WEST VOLUSIA FAMILY AND SPORTS MEDICINE		23			23
BROWARD HEALTH MEDICAL CENTER CLINICAL LAB			23	100%	23
EGL GENETIC DIAGNOSTICS		1	22	96%	23
VILLAGE ON THE ISLE☐		21	2	9%	23
SPRINGS AT BOCA CIEGA BAY,THE		23			23
PALMS FACILITY INC		23			23
MEDEXPRESS URGENT CARE - CLEWISTON			23	100%	23
EXPRESS CARE OF BELLEVIEW		23			23
UNIVERSITY HILLS HEALTH AND REHABILITATION CENTER		18	5	22%	23
SERENADES IN THE VILLAGES		22	1	4%	23
LATE HOURS URGENT CARE		10	13	57%	23
PROJECT HEALTH INC		17	6	26%	23
MINUTE CLINIC INCORPORATE		19	4	17%	23
WAVE CREST HEALTH AND REHABILITATION CENTER		23			23
THE TERRACE OF JACKSONVILLE		3	20	87%	23
Sunnyside Nursing Home		23			23
PONTE VEDRA GARDENS		23			23
ISLAND COAST PEDIATRICS PA		22	1	4%	23
INTERLACHEN PEDIATRICS PA		22	1	4%	23
PARK WEST MEDICAL CENTER		22	1	4%	23
UF HEALTH NORTH JACKSONVILLE			23	100%	23
Fernandina Beach Rehabilitation and Nursing Center		23			23
SENIOR HEALTH OF WINTER PARK DUNDEE		23			23
CENTRA CARE – LAKE NONA		3	20	87%	23
WORKPLACE SCREENING INTELLIGENCE			23	100%	23
MEDLOGIC, LLC		3	20	87%	23
STATEN ISLAND UNIVERSITY HOSPITAL-POUCH		23			23
NORTH FLORIDA PEDIATRICS		22	1	4%	23
HR SARASOTA OPERATOR LLC		17	6	26%	23
ACTIVE SENIOR LIVING		20	2	9%	22
WUESTHOFF MEDICAL CENTER-MELBOURNE			22	100%	22
FIRST CHOICE PEDIATRICS LOOP		20	2	9%	22
FHMG–FLORIDA HOSPITAL MEDICAL GROUP		19	3	14%	22
DIACARTA INC.		22			22
BROOKDALE UNIVERSITY HOSPITAL		21	1	5%	22
AMEERAH LABS, LLC		12	10	45%	22
HENNEPIN COUNTY MEDICAL CENTER (HCMC)		12	10	45%	22
PHYSICIANS REGIONAL MEDICAL CENTER - PINE RIDGE			22	100%	22
PEDIATRIC ASSOCIATES OF OCALA PA		20	2	9%	22
CARDIOLOGY AND MEDICINE ASSOCIATES		18	4	18%	22
QUICK CARE MED LLC		20	2	9%	22
SUNTREE INTERNAL MEDICINE		22			22

# COVID-19: testing by laboratory

Data through Nov 30, 2020 verified as of Dec 1, 2020 at 09:25 AM

Data in this report are provisional and subject to change.

The numbers in the table below represent the number of Florida and non-Florida residents for whom test results were received by the Department of Health. A person can be tested by more than one laboratory and can have both positive and negative results. **Therefore, the sum of the numbers in each column will be larger than the total number of people tested.**

Reporting lab	Inconclusive	Negative	Positive	Percent positive	Total
Peninsula Care and Rehab		21	1	5%	22
STEWART MEDICAL GROUP			22	100%	22
FAMILY CARE PARTNERS OF NORTHEAST FLORIDA LLC		3	19	86%	22
VILLAGE PEDIATRICS LLC		18	4	18%	22
MOBILE DIVISION LABORATORY		7	15	68%	22
MANORCARE HEALTH SERVICES - VENICE		18	4	18%	22
MEDICAL CENTER OF DELTONA, INC		19	3	14%	22
BAPTIST HEALTH SOUTH FLORIDA - WEST BOCA URGENT CARE			22	100%	22
NEMOURS CHILDREN'S CLINIC		22			22
FLORIDA PEDIATRICS		6	16	73%	22
PENSACOLA PEDIATRICS - PACE		16	6	27%	22
SOUTHERN LABORATORY		4	17	81%	21
MADISON COUNTY MEMORIAL HOSP		12	9	43%	21
MINUTECLINIC DIAGNOSTIC OF RHODE ISLAND, LLC #212		21			21
SUNQUEST		3	18	86%	21
STATE LAB		2	19	90%	21
CLINICA HISPANA			21	100%	21
MINUTE CLINIC LLC #2216		20	1	5%	21
CRANE CENTER		14	7	33%	21
BOCA BIOLISTIC REFERENCE LAB			21	100%	21
PATHGROUP			21	100%	21
PULMONARY SPECIALISTS OF THE PALM BEACHES		15	6	29%	21
ST JUDE CHILDRENS RESEARCH HOSPITAL		21			21
NURSES HELPING HANDS INC ALF		21			21
CLINICAL PATHOLOGY LABORATORIES SOUTHEAST			21	100%	21
ADVENT HEALTH CENTRA CARE - APOPKA NORTH		10	11	52%	21
CENTRA CARE – SAND LAKE			21	100%	21
EVERLYWELL		14	7	33%	21
VASSAR BROTHERS MEDICAL CENTER LABORATORY		20	1	5%	21
KEY PRIMARY CARE			21	100%	21
PORT CHARLOTTE REHABILITATION CENTER		18	2	10%	20
TAYLORVILLE FAMILY MEDICINE		15	5	25%	20
CARITHERS PEDIATRIC GROUP		13	7	35%	20
THE CHAPPEL GROUP RESEARCH		20			20
NIGHT LITE PEDIATRICS CENTER LLC		8	12	60%	20
HEARTLAND HEALTHCARE AND REHAB CENTER			20	100%	20
FLORIDA PEDIATRIC GROUP		5	15	75%	20
LABORATORY ALLIANCE OF CENTRAL NEW YORK		19	1	5%	20
MEDICAL EXPRESS CORP		18	2	10%	20
AMERICAN FAMILY MEDICAL LLC		15	5	25%	20
CORAL GABLES HOSPITAL			20	100%	20
TGH MEDICAL GROUP LABORATORY CARROLLWOOD			20	100%	20
RIVER TOWN DIAGNOSTIC LLC		10	10	50%	20
FHMG- FLORIDA HOSPITAL MEDICAL GROUP		13	7	35%	20
Margate Health and Rehabilitation Center		19	1	5%	20
MONTEFIORE NEW ROCHELLE HOSPITAL		19	1	5%	20
PARAMOUNT URGENT CARE INC			20	100%	20

# COVID-19: testing by laboratory

Data through Nov 30, 2020 verified as of Dec 1, 2020 at 09:25 AM

Data in this report are provisional and subject to change.

The numbers in the table below represent the number of Florida and non-Florida residents for whom test results were received by the Department of Health. A person can be tested by more than one laboratory and can have both positive and negative results. **Therefore, the sum of the numbers in each column will be larger than the total number of people tested.**

Reporting lab	Inconclusive	Negative	Positive	Percent positive	Total
UPMC CHAUTAUQUA AT WCA LABORATORY		19	1	5%	20
BARRY UNIVERSITY STUDENT HEALTH SERVICES		10	10	50%	20
SANDY PINES		20			20
HEALTHY MINORS, LLC.		20			20
PALM HARBOR FAMILY PRACTICE & WALK-IN		13	7	35%	20
WEST ISLIP URGENT CARE		20			20
ALZHEIMERS CARE CENTER OF VIERA LTD		8	12	60%	20
INTERNATIONAL MEDICAL LABORATORY		20			20
CARENOW - DOWNTOWN NORTH GULCH		20			20
CL BRUMBACK PRIMARY CARE CLINIC LANTANA		2	18	90%	20
SAMANTHA WILSON CARE CENTER		20			20
LONG ISLAND JEWISH MED CTR		19	1	5%	20
AMA MEDICAL GROUP LLC		19	1	5%	20
INTERCOASTAL MEDICAL GROUP			19	100%	19
CENTRAL FLORIDA HEALTH CARE INC		2	17	89%	19
MED HEALTH SERVICES		18	1	5%	19
CENTRA CARE - DR. PHILLIPS		1	18	95%	19
ADVENT HEALTH - LAKE MARY PEDIATRICS		12	7	37%	19
HEALTH CENTRAL PARK		19			19
LAB INTERMARKET FACILITY LAB		1	18	95%	19
INTEGRATED REGIONAL LABORATORIES - LARGO			19	100%	19
REDITUS LABORATORIES			19	100%	19
UNION MEDICAL CARE		19			19
BAYVIEW MEDICAL		19			19
LITTLE NECK URGENT CARE		19			19
ADVENTHEALTH EXPRESSCARE		18	1	5%	19
CARENOW LAKE MARY			19	100%	19
ARDEN COURTS OF LARGO FL, LLC		16	3	16%	19
REDI-MED WALK IN FAMILY CLINIC			19	100%	19
ZON BEACHSIDE LLC		16	3	16%	19
BETHUNE-COOKMAN UNIVERSITY		1	18	95%	19
BROOKDALE PALMER RANCH	1	16	2	11%	19
MILLENNIUM PHYSICIAN GROUP LLC		18	1	5%	19
MEDRITE URGENT CARE		12	7	37%	19
ESOTERIX GENETIC LABORATORIES		16	3	16%	19
STONE WASH CLINICAL LABORATORIES		2	17	89%	19
GOOD SAMARITAN HOSPITAL LABORATORY		16	3	16%	19
TOTAL RENAL LABORATORIES INC		13	5	28%	18
MINUTE CLINIC, LLC DBA MINUTECLINIC #4505		17	1	6%	18
ST PETER'S BENDER LABORATORY		18			18
SEVEN RIVERS REGIONAL MEDICAL CENTER		5	13	72%	18
MADISON CORE LABORATORIES		17	1	6%	18
NOVANT HEALTH		14	4	22%	18
LEESBURG PEDIATRICS		17	1	6%	18
POARCH BANC CREEK INDIANS TRIBAL HEALTH DEPARTMENT			18	100%	18
ROYAL PALM SENIOR RESIDENCE		18			18
CROSSWINDS HEALTH AND REHABILITATION CENTER		18			18



# COVID-19: testing by laboratory

Data through Nov 30, 2020 verified as of Dec 1, 2020 at 09:25 AM

Data in this report are provisional and subject to change.

The numbers in the table below represent the number of Florida and non-Florida residents for whom test results were received by the Department of Health. A person can be tested by more than one laboratory and can have both positive and negative results. **Therefore, the sum of the numbers in each column will be larger than the total number of people tested.**

Reporting lab	Inconclusive	Negative	Positive	Percent positive	Total
LEVY COUNTY DEPARTMENT OF HEALTH		17	1	6%	18
AMERICAN HOUSE SENIOR LIVING		18			18
ADVANCED MEDICAL GROUP			18	100%	18
JAMAICA HOSPITAL MEDICAL CENTER		18			18
CLERMONT ADVENTHEALTH CENTRA CARE			18	100%	18
Emory L Bennett State Veterans Nursing Home		17	1	6%	18
TPCA CLINICAL LABORATORIES		15	3	17%	18
MOORINGS PARK OAKSTONE AT GREY OAKS		17	1	6%	18
EC OPCO CARROLLWOOD LLC		13	5	28%	18
GULF COAST MEDICAL CENTER		17	1	6%	18
ADVENT HEALTH EXPRESS CARE		3	15	83%	18
XPRESS WELLNESS URGENT CARE			18	100%	18
IMA MEDICAL GROUP		13	5	28%	18
JAMES A HALEY VETERANS HOSPITAL			18	100%	18
CARENOW URGENT CARE - LAKE MARY			17	100%	17
LINCOLN DIAGNOSTIC LAB		16	1	6%	17
PEDIATRICS IN BREVARD PA- ROCKLEDGE		11	6	35%	17
WALK IN MEDICAL URGENT CARE		17			17
ISLAND URGENT CARE PLLC		17			17
TEN HEALTHCARE		2	15	88%	17
LONG TERM CARE OF GULF BREEZE LLC		17			17
SOUTHSIDE HOSPITAL NORTHWELL HEALTH LABORATORY		16	1	6%	17
FLORIDA COMMUNITY HEALTH CENTER OF ST. LUCIE		1	16	94%	17
HEARTLAND PEDIATRICS OF LAKE PLACID PA		11	6	35%	17
GASTROENTEROLOGY ASSOCIATES OF PENSACOLA PA		16	1	6%	17
ASCENSION ST VINCENT'S PRIMARY CARE			17	100%	17
MARATHON HEALTH FOR LIFE		15	2	12%	17
FINNISH AMERICAN REST HOME-ALF		16	1	6%	17
INN AT THE FOUNTAINS, THE		15	2	12%	17
CAREMED INTERNAL MEDICINE			17	100%	17
FELICIDAD MEDICAL CENTER			17	100%	17
UVMC MICROBIOLOGY		16	1	6%	17
AZALEA TRACE PHYSICIAN SERVICES		17			17
CARESPOT		1	16	94%	17
STETSON UNIVERSITY STUDENT HEALTH CENTER		3	14	82%	17
FLORIDA DEPARTMENT OF HEALTH IN LAKE COUNTY		10	7	41%	17
MAYO CLINIC JACKSONVILLE			17	100%	17
GUEST HOUSE OCALA, THE		17			17
DAVID LAWRENCE CENTER		15	2	12%	17
SEMINOLE SPORTS AND FAMILY MEDICINE		17			17
DOCTORS MEMORIAL FAMILY PRACTICE	2	12	3	18%	17
CONSOLIDATED LAB SERVICES		8	9	53%	17
MINUTECLINIC, LLC #08366		15	2	12%	17
JACKSON NORTH MEDICAL CENTER		2	15	88%	17
PRACTICE MANAGEMENT OF AMERICA, INC.		1	16	94%	17
PHYSICIANS STAT			17	100%	17
TGH URGENT CARE - RIVERVIEW			17	100%	17

# COVID-19: testing by laboratory

Data through Nov 30, 2020 verified as of Dec 1, 2020 at 09:25 AM

Data in this report are provisional and subject to change.

The numbers in the table below represent the number of Florida and non-Florida residents for whom test results were received by the Department of Health. A person can be tested by more than one laboratory and can have both positive and negative results. **Therefore, the sum of the numbers in each column will be larger than the total number of people tested.**

Reporting lab	Inconclusive	Negative	Positive	Percent positive	Total
BAY PEDIATRICS PA		15	2	12%	17
NORTH PINELLAS STATMED QUICK QUALITY CLINICS		5	12	71%	17
MAUREEN OROURKE-FUTEY			16	100%	16
FLORIDA MEDICAL CLINIC LLC		16			16
PENSACOLA PEDIATRICS, PA		15	1	6%	16
SOLARIS SENIOR LIVING VERO BEACH		16			16
ALL FLORIDA FAMILY & SPORTS MEDICINE		15	1	6%	16
ST ELIZABETH MEDICAL CENTER LABORATORY		15	1	6%	16
URGENT CARE CLINIC OF LINCOLN		14	2	13%	16
Life Care Center of Sarasota		8	8	50%	16
FARAH MEDICAL		16			16
INTERNAL MEDICINE ASSOCIATES & SPECIALTIES INC		15	1	6%	16
WARDE MEDICAL LABORATORY		11	5	31%	16
WESTPAC LABS		1	15	94%	16
DCH REGIONAL MEDICAL CENTER LABORATORY		15	1	6%	16
FLORIDA HOSPITAL LABS		7	9	56%	16
FLORIDA HEALTH CARE DELAND			16	100%	16
TUKA PEDIATRICS		1	15	94%	16
HEALTH CENTRAL HOSPITAL			16	100%	16
PRIME HEALTH OF NORTH PORT LLC		14	2	13%	16
MAKO MEDICAL		14	2	13%	16
CITRUS MEMORIAL HOSPITAL			16	100%	16
MEDIPATH LLC			16	100%	16
MILLENNIUM PHYSICIAN GRP LLC NAPLES PINE RIDGE			16	100%	16
XERA MED RESEARCH			16	100%	16
FAST TRACK URGENT CARE CENTER - TYRONE			16	100%	16
GRAMERCY PARK URGENT CARE		16			16
MEDEXPRESS URGENT CARE - DELAND			16	100%	16
DISCOVERY VILLAGE AT MELBOURNE		15	1	6%	16
LAKEVIEW TERRACE RETIREMENT COMMUNITY		15	1	6%	16
THE COMMONWEALTH OF MASSACHUSETTS			16	100%	16
FLAGLER COLLEGE HEALTH SERVICES			16	100%	16
PEDIATRIC HEALTH CARE ALLIANCE			16	100%	16
BAPTIST PRIMARY CARE, INC		16			16
WOMENS CARE FLORIDA LABORATORY		16			16
LINCOLN MEDICAL AND MENTAL HEALTH CENTER		16			16
ACCESS 365 URGENT CARE		7	9	56%	16
UNIVERSITY HOSPITAL		13	3	19%	16
SOLARIS SENIOR LIVING OF MERRITT ISLAND		15			15
RITECARE MEDICAL CENTER			15	100%	15
EASTLAKE PEDIATRICS - TRINITY		15			15
ASURANCE SCIENTIFIC LABORATORIES		15			15
ADVENT HEALTH - ZEPHYRHILLS			15	100%	15
LAKELAND NURSING AND REHABILITATION CENTER			15	100%	15
WILLOWBROOKE COURT AT ST ANDREWS ESTATES		11	4	27%	15
BROOKWOOD BAPTIST MEDICAL CENTER		14	1	7%	15
ROCKLEDGE FAMILY HEALTH			15	100%	15

# COVID-19: testing by laboratory

Data through Nov 30, 2020 verified as of Dec 1, 2020 at 09:25 AM

Data in this report are provisional and subject to change.

The numbers in the table below represent the number of Florida and non-Florida residents for whom test results were received by the Department of Health. A person can be tested by more than one laboratory and can have both positive and negative results. **Therefore, the sum of the numbers in each column will be larger than the total number of people tested.**

Reporting lab	Inconclusive	Negative	Positive	Percent positive	Total
RIVERHEAD URGENT CARE		15			15
PREDICTIVE LABORATORIES, INC		13	2	13%	15
WOODS OF MANATEE SPRINGS INC, THE		15			15
DIATHERIX		13	2	13%	15
TITUSVILLE FAMILY PRACTICE		5	10	67%	15
CORAL REEF NURSING & REHAB CENTER		15			15
KEY WEST MEDICAL CENTER	1	14			15
BOZEMAN HEALTH DEACONESS HOSPITAL		12	3	20%	15
HARMONY HEALTH OPCO, LLC		15			15
ANDALUSIA HEALTH		7	8	53%	15
FLAGLER HOSPITAL INC	2		13	87%	15
JACOBI MEDICAL CENTER		15			15
ST CATHERINE OF SIENA HOSPITAL		14	1	7%	15
PREMISE HEALTH MIA			15	100%	15
HODGES CLUSTER		2	13	87%	15
MILTON 4707		15			15
SINAI HOSPITAL OF BALTIMORE		15			15
HOLLEY-NAVARRE MEDICAL CLINIC		5	10	67%	15
ORLANDO HEALTH		2	13	87%	15
JA POC MANUAL SUBSECTION		15			15
ESTATES MEDICAL CENTER		12	3	20%	15
ADVENT HEALTH CENTRA CARE - LAKE BUENA VISTA			15	100%	15
BOND CLINIC, PA		7	8	53%	15
SIGNATURE HEALTHCARE OF ORANGE PARK		14			14
OKEECHOBEE HEALTHCARE FACILITY			14	100%	14
CARE CENTERS OF NASSAU		13	1	7%	14
CHARLES CROFT MD	1	13			14
HEALTHFIRST ADVENT HEALTH CENTRA CARE COCOA BEACH			14	100%	14
BENTON HOUSE OF PORT ORANGE		8	6	43%	14
MED COMP SCIENCES			14	100%	14
THE CANOPY AT HARPER LAKE	1		13	93%	14
NOVANT HEALTH GOHEALTH URGENT CARE-HARRISBURG		7	7	50%	14
NORTH CAROLINA DEPARTMENT OF HEALTH & HUMAN SERVICES			14	100%	14
AU HEALTH		10	4	29%	14
FLORIDA HEART & VASCULAR MULTISPECIALTY GROUP PA		12	2	14%	14
POLK CHD BARTOW		13	1	7%	14
FAMILY CARE CENTER OF ARLINGTON		9	5	36%	14
HOLISTIX TREATMENT CENTERS		12	2	14%	14
MARQUIS LABS, LLC		14			14
AFTER HOURS PEDIATRICS			14	100%	14
HORIZON ALF		14			14
PINELLAS COUNTY JAIL			14	100%	14
NEW YORK PRESBYTERIAN - ALLEN HOSPITAL		14			14
NORTH FLORIDA INTERNAL MEDICINE PA		10	4	29%	14
UM MILLER SCHOOL OF MEDICINE			14	100%	14
MEDEMERGE		13	1	7%	14
TELEVISIT MALABAR PEDIATRICS		5	9	64%	14

# COVID-19: testing by laboratory

Data through Nov 30, 2020 verified as of Dec 1, 2020 at 09:25 AM

Data in this report are provisional and subject to change.

The numbers in the table below represent the number of Florida and non-Florida residents for whom test results were received by the Department of Health. A person can be tested by more than one laboratory and can have both positive and negative results. **Therefore, the sum of the numbers in each column will be larger than the total number of people tested.**

Reporting lab	Inconclusive	Negative	Positive	Percent positive	Total
APOLLOMDX LABS		1	13	93%	14
EMERGENCY PHYSICIANS MEDICAL CENTER LLC		6	8	57%	14
GREEN GABLES ASSISTED LIVING FACILITY		14			14
UAH STUDENT HEALTH CENTER		9	5	36%	14
ASTORIA HEALTH AND REHABILITATION CENTER		13	1	7%	14
NORTH FLORIDA PEDIATRICS - JACKSONVILLE		14			14
KINDRED AT HOME		11	3	21%	14
WASHINGTON REHAB AND NURSING		14			14
CALHOUN LIBERTY HOSPITAL			14	100%	14
WALGREEN EASTERN CO, INC		14			14
FINLAY C. LABORATORY		3	10	77%	13
GLEN COVE HOSPITAL		13			13
MANOR CARE OF PALM HARBOR		13			13
HARBORCHASE OF NAPLES		13			13
SRMC AVALON		9	4	31%	13
Coastal Health and Rehabilitation Center		12	1	8%	13
FLORIDA STATE HOSPITAL			13	100%	13
IN-OFFICE LAB		12	1	8%	13
VILLA OF KINGS AND QUEENS OF DELRAY		13			13
WELLINGTON FAMILY PRACTICE		13			13
AURORA DIAGNOSTICS		2	11	85%	13
LIFE CARE CENTER OF JACKSONVILLE			13	100%	13
GRAND VILLA OF ST. PETERSBURG		11	2	15%	13
KINDRED HOSPITAL THE PALM BEACHES		13			13
OPIS ISLAND LAKE CENTER		13			13
CONNECTDX		3	10	77%	13
BIOREFERENCE LABORATORIES			13	100%	13
ST. JUDES LABORATORIES		12	1	8%	13
NORTH CENTRAL BRONX HOSPITAL		12	1	8%	13
EPIPHANY HEALTH		7	6	46%	13
HARMONY CLINIC		1	12	92%	13
BOCA SIMON		1	12	92%	13
NIGHT LITE PEDIATRIC CENTER		8	5	38%	13
BAPTIST PRIMARY CARE INC		10	3	23%	13
PINES NURSING HOME		12	1	8%	13
PHYSICIANS PRIMARY CARE OF SOUTHWEST FLORIDA		9	4	31%	13
CLINICAL LABORATORY SERVICES			13	100%	13
ADVANCED URGENT CARE		11	2	15%	13
MY CLINICAL LAB INC		4	9	69%	13
FLORIDA HEALTH CARE PLANS INC		1	12	92%	13
DALE MEDICAL CENTER		9	4	31%	13
ESCAMBIA COMMUNITY CLINIC		2	11	85%	13
ERIC C MARSHAL MD, PC DBA MINUTECLINIC		12	1	8%	13
PLAINVIEW URGENT CARE		12	1	8%	13
NO NAME		8	5	38%	13
MED PLUS FLORENCE		9	4	31%	13
SOUTHEAST FAMILY HEALTHCARE CENTER			13	100%	13

# COVID-19: testing by laboratory

Data through Nov 30, 2020 verified as of Dec 1, 2020 at 09:25 AM

Data in this report are provisional and subject to change.

The numbers in the table below represent the number of Florida and non-Florida residents for whom test results were received by the Department of Health. A person can be tested by more than one laboratory and can have both positive and negative results. **Therefore, the sum of the numbers in each column will be larger than the total number of people tested.**

Reporting lab	Inconclusive	Negative	Positive	Percent positive	Total
AMMON ANALYTICAL LABORATORIES		12	1	8%	13
CARESPOT OF NOCATEE			13	100%	13
BULLS HEAD URGENT CARE		13			13
UNION MEDICAL CARE PLLC		13			13
HUNT CLUB MEDICAL		12	1	8%	13
CDR MAGUIRE INC	1	2	10	77%	13
GOOD HEARTS COVID TESTING			13	100%	13
IREPERTOIRE_MOL_LAB		12			12
COLORADO DEPARTMENT OF HEALTH LABORATORY SERVICES DIVISION			12	100%	12
ADVENT HEALTH PARTIN SETTLEMENT HEALTH PARK		7	5	42%	12
PARKWEST MEDICAL CENTER		10	2	17%	12
CENTRAL FLORIDA PEDIATRICS		5	7	58%	12
FLORIDA DEPARTMENT OF HEALTH CLAY COUNTY			12	100%	12
FAMILY CARE CYPRESS CREEK		1	11	92%	12
ADVENT HEALTH PRIMARY CARE PLUS, WINTER GARDEN		10	2	17%	12
CLEVELAND CLINIC			12	100%	12
LAKE CITY VA MEDICAL CENTER			12	100%	12
LAKE WALES OPERATING GROUP LLC		11	1	8%	12
BONIFAY NURSING AND REHABILITATION CENTER			12	100%	12
PROMEDICA LABORATORIES		11	1	8%	12
FG RAPID RESULTS		12			12
CAPE REGIONAL MEDICAL CENTER		12			12
SAMFORD UNIVERSITY HEALTH SERVICES		11	1	8%	12
HUDSON VALLEY HOSPITAL CENTER LABORATORY		11	1	8%	12
CANTON-POTSDAM HOSPITAL LABORATORY		12			12
REGENEXX TAMPA BAY		11	1	8%	12
HARBOUR ISLAND PEDIATRICS		9	3	25%	12
HARBORCHASE OF WELLINGTON CROSSING		11	1	8%	12
NCH DOWNTOWN NAPLES HOSPITAL		1	11	92%	12
PALM BAY PEDIATRICS		1	11	92%	12
APPLE DIAGNOSTICS LAB		5	7	58%	12
MERIDIAN AT WATERWAYS, THE		10	2	17%	12
PRIMECARE OF DOTHAN-DALEVILLE CLINIC		10	2	17%	12
PREMIER MEDICAL ASSOCIATES ALL FLORIDA LLC		12			12
VPA PC LAB		12			12
FLORIDA DEPT OF HEALTH		4	8	67%	12
LAKE HOWELL FAMILY MEDICINE ASSOCIATES		9	3	25%	12
VETERANS AFFAIRS MEDICAL CENTER - NEW YORK HARBOR		11	1	8%	12
CALADIUM PEDIATRICS		11	1	8%	12
HELIX DIAGNOSTICS			12	100%	12
UNIVERSITY LAB			12	100%	12
FLAGLER HOSPITAL LABORATORY		2	10	83%	12
LEON CHD		12			12
DYNAMIC DNA LAB		1	11	92%	12
FUNGAL REFERENCE LABORATORY		12			12
MEDIQUICK URGENT CARE CENTERS INC			12	100%	12
SHELBY COUNTY HEALTH CARE CORPORATION		9	3	25%	12



# COVID-19: testing by laboratory

Data through Nov 30, 2020 verified as of Dec 1, 2020 at 09:25 AM

Data in this report are provisional and subject to change.

The numbers in the table below represent the number of Florida and non-Florida residents for whom test results were received by the Department of Health. A person can be tested by more than one laboratory and can have both positive and negative results. **Therefore, the sum of the numbers in each column will be larger than the total number of people tested.**

Reporting lab	Inconclusive	Negative	Positive	Percent positive	Total
LIFE CARE OF PORT SAINT LUCIE		3	9	75%	12
AMERICAN ESOTERIC LABORATORIES			12	100%	12
NEWYORK-PRESBYTERIAN/ LAWRENCE HOSPITAL LABORATORY		11	1	8%	12
NEW YORK METHODIST HOSPITAL		12			12
BROWARD DIALYSIS			12	100%	12
FAWCETT MEMORIAL HOSPITAL LABORATORY			12	100%	12
NAPLES GREEN VILLAGE		12			12
SOMERBY OF SANTA ROSA BEACH		12			12
JERICOHO URGENT CARE		12			12
MEDEXPRESS URGENT CARE OF BOYNTON BEACH LLC		1	11	92%	12
MI2297090CV HOLLAND-23D2189684		12			12
MCWHORTER SCHOOL OF PHARMACY		12			12
MELBOURNE FAMILY PRACTICE		11	1	8%	12
FLORIDA DEPARTMENT OF HEALTH IN HILLSBOROUGH COUNTY			12	100%	12
GLEN OAKS HEALTH AND REHABILITATION CENTER			12	100%	12
HAWTHORN HOUSE☐		9	2	18%	11
CORE LABORATORY		1	10	91%	11
ST VINCENT'S EAST		10	1	9%	11
PALMS MEDICAL GROUP - LAKE CITY WEST		3	8	73%	11
WALGREEN		3	8	73%	11
SPEARHEAD MEDICAL			11	100%	11
FAST TRACK URGENT CARE CENTER - DOWNTOWN			11	100%	11
PALM BEACH PATHOLOGY		9	2	18%	11
ADVANCED MEDICAL OF NAPLES LLC			11	100%	11
INTERSCIENCE DIAGNOSTIC LABORATORY		11			11
MASSACHUSETTS GENERAL HOSPITAL		1	10	91%	11
TAVARES PEDIATRICS		9	2	18%	11
OAK MANOR NURSING HOME		10	1	9%	11
BRYAN WHITFIELD MEMORIAL HOSPITAL		7	4	36%	11
THE TERRACE OF SAINT CLOUD		9	2	18%	11
SUNLAND MARIANNA COX MEDICAL CENTER		11			11
ISLAND DOCTORS			11	100%	11
ERDOX		11			11
TROPICANA		5	6	55%	11
INNOVATION CLINICAL TRIALS, INC			11	100%	11
HCSO OCCUPATIONAL HEALTH AND WELLNESS CENTER		8	3	27%	11
SHELBY BAPTIST MEDICAL CENTER		6	5	45%	11
OPPENHEIMER PLASTIC SURGERY LLC		11			11
SARASOTA MEMORIAL NURSING & REHABILITATION CTR		11			11
MAINSTREET FAMILY SELECT		1	10	91%	11
REGENCY SQUARE MALL - SEARS		1	10	91%	11
TREASURE COAST URGENT CARE			11	100%	11
UNIVERSITY CENTRA CARE		10	1	9%	11
LONG ISLAND JEWISH VALLEY STREAM		11			11
CLERMONT HEALTH AND REHABILITATION CENTER		11			11
WHITE WILSON MEDICAL CENTER IMMEDIATE CARE			11	100%	11
WINTER PARK CARE AND REHABILITATION			11	100%	11

# COVID-19: testing by laboratory

Data through Nov 30, 2020 verified as of Dec 1, 2020 at 09:25 AM

Data in this report are provisional and subject to change.

The numbers in the table below represent the number of Florida and non-Florida residents for whom test results were received by the Department of Health. A person can be tested by more than one laboratory and can have both positive and negative results. **Therefore, the sum of the numbers in each column will be larger than the total number of people tested.**

Reporting lab	Inconclusive	Negative	Positive	Percent positive	Total
DISCOVERY VILLAGE AT NAPLES		11			11
SUNCOAST URGENT CARE			11	100%	11
SENIOR LIVING VII TAMPA LLC	1	5	5	45%	11
JOHNS HOPKINS CHILDREN'S HOSPITAL			11	100%	11
FAMILY HEALTH CENTERS OF SWF LABS		1	10	91%	11
CARE FAST MURABELLA		7	4	36%	11
FORT SANDERS REGIONAL LABORATORY		11			11
North Lake Care Center		11			11
BAPTIST MEDICAL CENTER EAST		9	2	18%	11
ST JOSEPH HOSPITAL		10	1	9%	11
FAMILY CARE PARTNERS OF NE FLORIDA LLC			11	100%	11
COLONY CLUB ALF,THE		11			11
DMH STEINHATCHEE FAMILY MEDICINE		8	3	27%	11
FHCP-PORT ORANGE		3	8	73%	11
Centre Pointe Health and Rehabilitation Center		11			11
RENAISSANCE SENIOR LIVING		11			11
QUOTIENT SCIENCES LABS LLC			11	100%	11
CHILDREN'S MEDICAL CENTER			11	100%	11
STATEN ISLAND UNIVERSITY HOSPITAL		11			11
SEVEN HILLS HEALTH AND REHABILITATION CENTER		11			11
LONG BEACH URGENT CARE		11			11
RESTORE HEALTH URGENT CARE		2	9	82%	11
ELMCROFT OF BELLA VITA		11			11
FORT WALTON BEACH DEVELOPMENTAL CENTER		10	1	9%	11
BROOKLYN HOSPITAL CENTER DOWNTOWN CAMPUS		11			11
HENDRY REGIONAL CORPORATE HEALTH			11	100%	11
COUNTY OF LOS ANGELES			11	100%	11
TOTTENVILLE CIRCLE URGENT CARE		11			11
ORANGE REGIONAL MEDICAL CENTER LABORATORY		9	2	18%	11
NAPHCARE, INC.			10	100%	10
BRASHEAR'S VITAL CARE CORP			10	100%	10
GADSDEN REGIONAL MEDICAL CENTER		10			10
ACADIAN DIAGNOSTIC LABORATORIES		8	2	20%	10
LAKE NONA MEDICAL SERVICES		3	7	70%	10
CORE BIO LABS		5	5	50%	10
Golfview Healthcare Center		10			10
TALLAHASSEE DEVELOPMENTAL CENTER		10			10
BEAUMONT LABORATORY			10	100%	10
NEW JERSEY DEPARTMENT OF HEALTH COMMUNICABLE DISEASE SERVICE		3	7	70%	10
CREATIVE TESTING SOLUTIONS		3	7	70%	10
EMERALD COAST HOSPICE - CRESTVIEW		10			10
PRATTVILLE BAPTIST HOSPITAL		9	1	10%	10
SOUTHEASTERN LABORATORY			10	100%	10
BRANDON COMMUNITY HEALTH CENTER		3	7	70%	10
EMERALD COAST PEDIATRICS			10	100%	10
BLOUNT MEMORIAL HOSPITAL		9	1	10%	10
BROWARD HEALTH CARE			10	100%	10

# COVID-19: testing by laboratory

Data through Nov 30, 2020 verified as of Dec 1, 2020 at 09:25 AM

Data in this report are provisional and subject to change.

The numbers in the table below represent the number of Florida and non-Florida residents for whom test results were received by the Department of Health. A person can be tested by more than one laboratory and can have both positive and negative results. **Therefore, the sum of the numbers in each column will be larger than the total number of people tested.**

Reporting lab	Inconclusive	Negative	Positive	Percent positive	Total
MEDICAL LABORATORY DIAGNOSTICS			10	100%	10
PORT SAINT JOHN FAMILY PRACTICE		6	4	40%	10
PINELLAS COUNTY HEALTH DEPARTMENT		2	8	80%	10
ARCPOINT LABS OF SARASOTA MANATEE			10	100%	10
COVANCE CENTRAL LABORATORY			10	100%	10
NORTH OKALOOSA PHYSICIAN GROUP		10			10
HEALTH MED CENTERS		10			10
PALMETTO PEDIATRICS			10	100%	10
ODYSSEY HEALTHCARE OF MARION COUNTY, LLC		10			10
HCR MANORCARE		10			10
CBC LAB		3	7	70%	10
BETHESDA HEALTH PHYSICIAN GROUP INC			10	100%	10
AVANTE ST CLOUD		7	3	30%	10
LAKE MARY KIDS CENTRA CARE			10	100%	10
NIGHT LITE PEDIATRICS CENTER, LLC		1	9	90%	10
MHHS All Lab Subsection		10			10
APPALACHIAN REGIONAL HEALTHCARE SYSTEM		10			10
CARDIOLOGY AND MEDICINE ASSOCIATES INC		10			10
RJ LEE GROUP		10			10
WATERCREST ST LUCIE WEST		10			10
BISHOP GRADY VILLAS		10			10
URGENT CARE WEST CLINIC		8	2	20%	10
LEHIGH VALLEY HOSPITAL		3	7	70%	10
SUNRISE URGENT CARE ASSOCIATES LLC D/B/A		7	3	30%	10
ROCKLEDGE		1	9	90%	10
BELLEVUE HOSPITAL CENTER DEPARTMENT		10			10
DEVELOPMENTAL DISABILITIES DEFENDANT PROGRAM		10			10
BROWARD HEALTH IMPERIAL POINT NURSING			10	100%	10
BRENTWOOD RETIREMENT COMMUNITY		8	2	20%	10
COMMUNITY HEALTH CENTER		2	8	80%	10
PEDIATRIC HEALTH CARE ALLIANCE, P.A.			10	100%	10
CHIPOLA MEDICAL ASSOCIATES		2	8	80%	10
LAKE BALDWIN CBOC		9	1	10%	10
UMHC/SYLVESTER AT KENDALL		1	9	90%	10
ADVENT HEALTH - WINTER HAVEN		5	4	44%	9
CVS			9	100%	9
TMH PHYSICIAN PARTNERS - MONTICELLO		8	1	11%	9
FRICKS PHARMACY		8	1	11%	9
MEDEX REGIONAL LABORATORIES LLC		1	8	89%	9
COLORADO DEPARTMENT OF PUBLIC HEALTH AND ENVIRONMENT			9	100%	9
MINUTECLINIC DIAGNOSTIC OF RHODE ISLAND, LLC #590		9			9
MICHIGAN DEPARTMENT OF HEALTH AND HUMAN SERVICES			9	100%	9
PRECISION GENETICS			9	100%	9
CRUCIAL CARE		7	2	22%	9
MIAMI VA HEALTHCARE SYSTEM			9	100%	9
BAYONET POINT HOSPITAL			9	100%	9
BONIFAY NURSING AND REHAB CENTER			9	100%	9



# COVID-19: testing by laboratory

Data through Nov 30, 2020 verified as of Dec 1, 2020 at 09:25 AM

Data in this report are provisional and subject to change.

The numbers in the table below represent the number of Florida and non-Florida residents for whom test results were received by the Department of Health. A person can be tested by more than one laboratory and can have both positive and negative results. **Therefore, the sum of the numbers in each column will be larger than the total number of people tested.**

Reporting lab	Inconclusive	Negative	Positive	Percent positive	Total
MOUNT DORA PEDIATRICS		8	1	11%	9
BOCA RATON REGIONAL HOSPITAL LAB			9	100%	9
BASSETTI & ASSOCIATES, MD, PA			9	100%	9
EMERALD COAST BEHAVIORAL HOSPITAL		9			9
RIVERSIDE MEDICAL GROUP		8	1	11%	9
DIAGNOSTIC & CLINICAL CARE SERVICES INC DBA		9			9
MAITLAND PRIMARY CARE		9			9
MID-FLORIDA PATHOLOGY, LLC		9			9
GCPM MANUAL MICROBIOLOGY		1	8	89%	9
ARNOT OGDEN MEDICAL CENTER LABORATORY		9			9
INN AT LAKE SEMINOLE SQUARE, THE		9			9
LYSTER ACH FT RUCKER AL		8	1	11%	9
OMNI			9	100%	9
CHILDREN'S HEALTH CENTER INC.		7	2	22%	9
VILLAGE PLACE HEALTH AND REHAB		9			9
JEFFERSON K-12, A SOMERSET SCHOOL- CLINIC		8	1	11%	9
MORTON PLANT MEASE			9	100%	9
ADVENT HEALTH - KISSIMMEE			9	100%	9
BUREAU OF PUBLIC HEALTH		1	8	89%	9
FIRST CHOICE PEDIATRICS WINTER SPRINGS		9			9
AIM LABORATORIES			9	100%	9
PATHOGENIUS LABORATORIES		2	7	78%	9
CARENOW URGENT CARE-MT JULIET		8	1	11%	9
WEST BROWARD CARE CENTER		8	1	11%	9
Z UROLOGY		9			9
CAREHERE- LCS LEESBURG			9	100%	9
LAKE NONA MEDICAL SERVICE LLC		9			9
PLYMOUTH HARBOR INCORPORATED		9			9
CHEMISYS LABORATORIES		1	8	89%	9
MAGNOLIA PEDIATRICS		2	7	78%	9
BLISS HEALTHCARE SERVICES			9	100%	9
AFTER HOURS PEDIATRICS INC			9	100%	9
LUCID DIAGNOSTICS LABS			9	100%	9
UNAVAILABLE/UNKNOWN/NO INFORMATION FOUND			9	100%	9
THE TRADITION OF THE PALM BEACHES		9			9
Maury Regional Hospital		6	3	33%	9
LPG PEDIATRICS AT PAGE FIELD		9			9
PHELPS HOSPITAL LABORATORY		9			9
CIAN DIAGNOSTICS			8	100%	8
ARTHREX MEDICAL CENTER		5	3	38%	8
SYLVESTER AT PLANTATION LABORATORY		7	1	13%	8
MARQUES PEDIATRICS			8	100%	8
BRIDGEVIEW CENTER LLC		6	2	25%	8
GLEN OAKS URGENT CARE		8			8
GENEUS DIAGNOSTICS			8	100%	8
GRAND OAKS OF PALM CITY LLC		8			8
ROADS PEDIATRICS,LLC		7	1	13%	8

# COVID-19: testing by laboratory

Data through Nov 30, 2020 verified as of Dec 1, 2020 at 09:25 AM

Data in this report are provisional and subject to change.

The numbers in the table below represent the number of Florida and non-Florida residents for whom test results were received by the Department of Health. A person can be tested by more than one laboratory and can have both positive and negative results. **Therefore, the sum of the numbers in each column will be larger than the total number of people tested.**

Reporting lab	Inconclusive	Negative	Positive	Percent positive	Total
METHODIST MEDICAL CENTER		6	2	25%	8
MOSOLF PEDIATRICS			8	100%	8
PARROTT MEDICAL CLINIC			8	100%	8
VETERAN AFFAIRS MEDICAL CENTER - JAMES J PETERS		6	2	25%	8
NATURE COAST REGIONAL MEDICAL CENTER			8	100%	8
ANY LAB TEST NOW INC			8	100%	8
JX REF LAB			8	100%	8
LAKEVIEW INTERNAL MEDICINE		4	4	50%	8
CAPE CORAL HOSPITAL ABG LABORATORY		2	6	75%	8
GOLISANO CHILDREN'S HOSPITAL OF SOUTHWEST FLORIDA		6	2	25%	8
SYNIVERSE WELLNESS CENTER		6	2	25%	8
ATLANTIC CONSOLIDATED LABORATORY		8			8
NORTHERN WESTCHESTER HOSPITAL LABORATORY		7	1	13%	8
SAN JOSE SENIOR CARE LLC		5	3	38%	8
NORTH PINELLAS CHILDRENS MEDICAL CENTER			8	100%	8
MID-HUDSON VALLEY DIVISION OF WESTCHESTER MEDICAL		8			8
GROWING TOGETHER PEDIATRICS, LLC		7	1	13%	8
STATEN ISLAND UNIVERSITY HOSPITAL SEGUINE AVE		8			8
FLORIDA HOSPITAL WINTER GARDEN		7	1	13%	8
LAB UNKNOWN			8	100%	8
MONTEFIORE ST LUKE'S CORNWALL HOSPITAL		7	1	13%	8
JUST FOR KIDS PEDIATRICS		2	6	75%	8
Cleveland Clinic Laboratories		4	4	50%	8
HEALTHMARK REGIONAL HOSPITAL LAB		4	4	50%	8
COLLIER COUNTY HEALTH DEPT.		4	4	50%	8
PEDIATRIC HEALTH CARE ALLIANCE PA			8	100%	8
FHCP-ORANGE CITY			8	100%	8
ALACHUA COUNTY HEALTH DEPARTMENT		1	7	88%	8
TOTAL ACCESS URGENT CARE			8	100%	8
FLUSHING HOSPITAL MEDICAL CENTER		6	2	25%	8
INNOVATIVE RESEARCH OF WEST FLORIDA		6	2	25%	8
EC OPCO PENSACOLA, LLC		8			8
CYPRESS POINT LIVING, LLC		7	1	13%	8
TOWERS HOME CARE☐		8			8
INTERNAL MEDICINE ASSOCIATES OF JACKSON HOSPITAL			8	100%	8
ST ANTHONYS REHABILITATION HOSPITAL		7	1	13%	8
HARBORCHASE OF DR PHILLIPS		7	1	13%	8
MORRIS PARK URGENT CARE		5	3	38%	8
NEMOURS CHILDREN'S URGENT CARE, ORLANDO - WATERFORD LAKES			8	100%	8
RAINBOW PEDIATRICS			8	100%	8
UNIVERSITY MEDICAL CENTER		8			8
DOCTOR'S IN-HOUSE LAB/COMMUNITY HEALTH CENTERS OF PINELLAS – CLEARWATE			8	100%	8
THE WOLFF CENTER FOR CHILD & ADOLESCENT HEALTH			8	100%	8
BEACHES PEDIATRICS PA		8			8
Bayside Health and Rehabilitation		7	1	13%	8
BAPTIST OUTPATIENT			8	100%	8
PATEL MEDICAL VENTURES		7	1	13%	8

# COVID-19: testing by laboratory

Data through Nov 30, 2020 verified as of Dec 1, 2020 at 09:25 AM

Data in this report are provisional and subject to change.

The numbers in the table below represent the number of Florida and non-Florida residents for whom test results were received by the Department of Health. A person can be tested by more than one laboratory and can have both positive and negative results. **Therefore, the sum of the numbers in each column will be larger than the total number of people tested.**

Reporting lab	Inconclusive	Negative	Positive	Percent positive	Total
REDMED CLINIC OF ARLINGTON		7	1	13%	8
ST. JOSEPH HOSPITAL AND HEALTH CARE INC.			8	100%	8
WHITE SANDS OUTPATIENT SERVICES (WSOP SERVICES LLC		8			8
MICHIGAN DEPARTMENT OF COMMUNITY HEALTH		1	7	88%	8
LIFE CARE CITRUS COUNTY			8	100%	8
AMBRY GENETICS CORPORATION		8			8
EXECUTIVE MEDICAL SERVICES		8			8
MARKET STREET VIERA		8			8
SAMARITAN MEDICAL CENTER		8			8
ROBERT WOOD JOHNSON HOSPITAL		7	1	13%	8
ALAN L MELOTEK MD		8			8
MINUTE CLINIC DIAGNOSTIC OF VIRGINIA		5	3	38%	8
PIONEER CLINICAL LAB LLC		6	2	25%	8
MINUTECLINIC DIAGNOSTICS MEDICAL GROUP		8			8
MERCY MEDICAL CENTER		3	5	63%	8
HOLY NAME MEDICAL CENTER	1	6	1	13%	8
WACO HHSSURGEWACO	1	6	1	13%	8
MINUTECLINIC LLC #3705		7	1	13%	8
UC HEALTH UNIVERSITY HOSPITAL		7	1	13%	8
X-GENE MOLECULAR LABS		1	7	88%	8
SOUTHEASTERN OUTPATIENT SURGERY CENTER		8			8
EASTERN SHORE URGENT CARE		5	3	38%	8
DOCTOR'S IN HOUSE LAB			8	100%	8
MEDEXPRESS URGENT CARE - WEST TAMPA			8	100%	8
MERCY MEDICAL URGENT CARE CENTER INC		2	6	75%	8
OHIO CVS STORES, LLC DBA		8			8
ALLINA HEALTH - ABBOTT NORTHWESTERN HOSPITAL		5	3	38%	8
BEAUMONT EMERGENCY CENTER			8	100%	8
LEE COUNTY SCHOOL DISTRICT		8			8
RICHMOND UNIVERSITY MEDICAL CENTER		7	1	13%	8
GENE STREET LABORATORIES, LLC		6	2	25%	8
FLORIDA HOSPITAL KISSIMMEE		4	3	43%	7
JOHNS HOPKINS MEDICAL LABORATORIES		1	6	86%	7
BAPTIST PRIMARY CARE PONTE VEDRA		4	3	43%	7
STEWART MEDICAL GROUP INC			7	100%	7
WEINBERG VILLAGE		7			7
MINUTECLINIC DIAGNOSTIC		7			7
THE MARY IMOGENE BASSETT HOSPITAL		7			7
Ocoee Health Care Center		7			7
AVON PARK PEDIATRICS			7	100%	7
DEPARTMENT OF HEALTH- CITRUS COUNTY			7	100%	7
GENESIS		4	3	43%	7
LABORATORY SPECIALIST OF MICHIGAN			7	100%	7
WILLOW BROOKE COURT AT AZALEA TRACE		7			7
DIAGNOSTIC CLINIC		6	1	14%	7
SUSANNA WESLEY HEALTH CENTER		7			7
MEDEXPRESS URGENT CARE PALM BEACH GARDENS			7	100%	7

# COVID-19: testing by laboratory

Data through Nov 30, 2020 verified as of Dec 1, 2020 at 09:25 AM

Data in this report are provisional and subject to change.

The numbers in the table below represent the number of Florida and non-Florida residents for whom test results were received by the Department of Health. A person can be tested by more than one laboratory and can have both positive and negative results. **Therefore, the sum of the numbers in each column will be larger than the total number of people tested.**

Reporting lab	Inconclusive	Negative	Positive	Percent positive	Total
DORAL URGENT CARE			7	100%	7
RAINBOW PEDIATRIC CENTER		1	6	86%	7
FLORIDA CLINICAL LAB			7	100%	7
DOH-TAMPA BRANCH LABORATORY (MLK BLVD)		3	4	57%	7
THE PALACE AT HOMESTEAD		7			7
BIOTECH CLINICAL LABORATORIES, INC.			7	100%	7
OPIS COQUINA CENTER		7			7
EMERGENCY MEDICAL CENTER		2	5	71%	7
COLONY CARE CENTER			7	100%	7
ALACHUA			7	100%	7
ORMOND BEACH CENTRA CARE			7	100%	7
FAMILY AND INTERNAL MEDICINE AT AVALON PARK		5	2	29%	7
INTERMOUNTAIN CENTRAL LAB		1	6	86%	7
HEALTH NETWORK LABORATORIES		6	1	14%	7
HEARTLAND PEDIATRICS OF LAKE PLACID			7	100%	7
LAKE MORTON PLAZA☐		7			7
CARENOW URGENT CARE-BRENTWOOD		5	2	29%	7
EMERITUS AT NAPLES	1	6			7
MEDRITE MEDICAL CARE, PC		1	6	86%	7
BVL PEDIATRICS		7			7
LEE COUNTY HEALTH DEPARTMENT		4	3	43%	7
ONEIDA HEALTHCARE CENTER		7			7
RIVER OAKS TREATMENT CENTER			7	100%	7
MD PLUS URGENT CARE, LLC			7	100%	7
AUBURN COMMUNITY HOSPITAL		6	1	14%	7
QUE		4	3	43%	7
FLORIDA CENTER FOR DERMATOLOGY LABORATORY			7	100%	7
JFK MEDICAL CENTER NORTH LAB			7	100%	7
ROBERT H JENKINS JR VETERANS' DOMICILIARY HOME OF		7			7
GULF COAST MEDICAL GROUP		2	5	71%	7
MEDEX MEDICAL EXPRESS OF PALATKA LLC			7	100%	7
MOLECULAR PATHOLOGY LABORATORY			7	100%	7
MONTEFIORE NYACK HOSPITAL AFFILIATED LABORATORY		7			7
ARCHBOLD MEMORIAL HOSPITAL/LAB		3	4	57%	7
HUNTINGTON STATION URGENT CARE		7			7
BARTON PARKER OD PC		7			7
PHYSICIANS STAT LAB INC		3	4	57%	7
CARENOW URGENT CARE-MADISON		7			7
SOUTH NASSAU COMMUNITIES HOSPITAL		5	2	29%	7
SUPERIOR RESIDENCES OF PANAMA CITY BEACH		6	1	14%	7
VETERANS AFFAIRS MEDICAL CENTER - OUTPATIENT			7	100%	7
MIDMICHIGAN MEDICAL CENTER			7	100%	7
PROHEALTH CARE ASSOCIATES MOBILE		5	2	29%	7
LEPE'S HOUSE			7	100%	7
LAKEVIEW HEALTH SYSTEMS			7	100%	7
TRUE HEALTH DIAGNOSTICS		1	6	86%	7
OSPREY VILLAGE AT AMELIA ISLAND LTD		7			7

# COVID-19: testing by laboratory

Data through Nov 30, 2020 verified as of Dec 1, 2020 at 09:25 AM

Data in this report are provisional and subject to change.

The numbers in the table below represent the number of Florida and non-Florida residents for whom test results were received by the Department of Health. A person can be tested by more than one laboratory and can have both positive and negative results. **Therefore, the sum of the numbers in each column will be larger than the total number of people tested.**

Reporting lab	Inconclusive	Negative	Positive	Percent positive	Total
AVENTURA HOSPITAL AND MEDICAL CENTER			7	100%	7
HERNANDO COUNTY FIRE RESCUE DISTRICT		3	4	57%	7
NOVANT HEALTH INPATIENT CARE		2	5	71%	7
DOCTOR’S IN-HOUSE LAB/COMMUNITY HEALTH CENTERS OF PINELLAS –PINELLAS P			7	100%	7
HEALTH CARE LABORATORY SERVICES		1	6	86%	7
SURGOINSVILLE PHARMACY		7			7
SCHOOL OF PHARMACY AND PHARMACEUTICAL		7			7
LIFE CARE CENTER OF PORT ST. LUCIE		4	3	43%	7
BAPTIST MEMORIAL HEALTH CARE		7			7
UNIVERSITY OF WASHINGTON MEDICAL CENTER			7	100%	7
MD NOW MEDICAL CENTERS INC			7	100%	7
NORTHSHORE UNIVERSITY HEALTHSYSTEM EVANSTON HOSPITAL LAB			7	100%	7
WELLMED AT PORT ST LUCIE WEST		6	1	14%	7
OAKBROOK HEALTH AND REHABILITATION CENTER	1	6			7
ALLEGRO - TAMPA	1	4	2	29%	7
VIRTUA VOORHEES HOSPITAL		5	2	29%	7
Rosewood Healthcare and Rehabilitation Center		5	2	29%	7
PALM BAY HOSPITAL CLINICAL LABORATORY			7	100%	7
ADVENT HEALTH - CARROLLWOOD			7	100%	7
MEDLABS DIAGNOSTICS		7			7
SUNNY HILLS ALF OF SEBRING INC		6	1	14%	7
TIMBER CREEK PEDIATRICS		6			6
MD BEAUTY LABS, PA		6			6
FLORIDA WOMAN CARE LABORATORY			6	100%	6
LAB UNKNOW		6			6
JUPITER MEDICAL CENTER			6	100%	6
SOUTH CAROLINA DEPARTMENT OF HEALTH			6	100%	6
EAR NOSE AND THROAT ASSOCIATES OF MANATEE, P.A.		6			6
PERSONAL PEDIATRICS PA		5	1	17%	6
BIOREFERENCE LABORATORIES INC		2	4	67%	6
NEW YORK PRESBYTERIAN - LOWER MANHATTAN		6			6
FREEDOM INN AT TARPON SPRINGS		6			6
Life Care Center at Inverrary		6			6
PALMETTO HEALTH ALLIANCE		3	3	50%	6
ENIGMA DIAGNOSTIC, INC.			6	100%	6
ARLINGTON OF NAPLES		6			6
SONORA QUEST LABORATORIES			6	100%	6
SONATA COCONUT CREEK		4	2	33%	6
FLORIDA MEDICAL SPECIALISTS		2	4	67%	6
BARNETT PARK☐			6	100%	6
APOLLO HEALTH & REHABILITATION		2	4	67%	6
UNILAB		2	4	67%	6
THE VILLAGES REGIONAL HOSPITAL FREESTANDING		3	3	50%	6
WATAUGA MEDICAL CENTER		4	2	33%	6
COASTAL INTERNAL MEDICINE		6			6
PROHEALTH MED		1	5	83%	6
PROFESSIONAL PEDIATRICS		6			6



# COVID-19: testing by laboratory

Data through Nov 30, 2020 verified as of Dec 1, 2020 at 09:25 AM

Data in this report are provisional and subject to change.

The numbers in the table below represent the number of Florida and non-Florida residents for whom test results were received by the Department of Health. A person can be tested by more than one laboratory and can have both positive and negative results. **Therefore, the sum of the numbers in each column will be larger than the total number of people tested.**

Reporting lab	Inconclusive	Negative	Positive	Percent positive	Total
PEDIATRICS OF CENTRAL FLORIDA		4	2	33%	6
LAWTON CHILES HEALTH CENTER		1	5	83%	6
BROOKDALE PANAMA CITY		5	1	17%	6
MONROE COUNTY HOSPITAL		4	2	33%	6
JERSEY SHORE MEDICAL CENTER		6			6
GRACE REHABILITATION CENTER OF VERO BEACH		4	2	33%	6
CAREWELL 301 - WARWICK			6	100%	6
ETHOS LABORATORIES		6			6
MEDEXPRESS URGENT CARE - JAX ATLANTIC BLVD			6	100%	6
BOCA VIPEDIATRICS			6	100%	6
BAPTIST PEDIATRICS		6			6
THE TERRACE AT IVY ACRES ALF		6			6
WILDLIGHT LAB			6	100%	6
CAPITAL HEALTH PLAN LABORATORIES			6	100%	6
BAYCARE ALLIANT HOSPITAL			6	100%	6
ISLAND COAST PEDIATRICS IN-HOUSE LAB		6			6
PENN MEDICINE PRINCETON MEDICAL CENTER		6			6
PALM BEACH PEDIATRICS			6	100%	6
RESEARCH CENTERS OF AMERICA, LLC		5	1	17%	6
MIAMI CLINICAL RESEARCH CORP			6	100%	6
DARDEN WELLNESS CENTER		5	1	17%	6
TEXAS DEPARTMENT OF STATE HEALTH SERVICES		2	4	67%	6
RIVERSIDE RECOVERY OF TAMPA		6			6
WYOMING COUNTY COMMUNITY HOSPITAL LABORATORY		6			6
TEXAS MEDCLINIC			6	100%	6
ORANGE BLOSSOM FAMILY HEALTH		6			6
UNIVERSITY HOSPITAL UC HEALTH		6			6
LUMADOC HEALTH		4	2	33%	6
OHIO STATE UNIVERSITY MEDICAL CENTER			6	100%	6
VENICE REGIONAL MEDICAL CENTER BAYFRONT HEALTH		1	5	83%	6
SAINT PETER'S UNIVERSITY HOSPITAL		6			6
SAMARITAN HOSPITAL LABORATORY		6			6
LAKE PARK OF MADISON		5	1	17%	6
VALLEY IMMEDIATE CARE		5	1	17%	6
PUBLIC SQUARE PHARMACY LLC		6			6
HOWARD BEACH URGENT CARE		6			6
AARK LABORATORY		6			6
GESSLER CLINIC PA		4	2	33%	6
ALCOVE ASSISTED LIVING FACILITY		6			6
HERNANDO ENDOSCOPY AND SURGERY CENTER		4	2	33%	6
FLORIDA DEPARTMENT OF HEALTH IN CALHOUN COUNTY		5	1	17%	6
DOCTORS CLINICAL LABORATORY, INC		5	1	17%	6
PUBLIC HEALTH LAB		6			6
CARROLL GARDENS URGENT CARE		6			6
BAPTIST HEALTH			6	100%	6
STUART REHABILITATION AND HEALTHCARE		2	4	67%	6
DOH JACKSONVILLE CENTRAL LABORATORY		3	3	50%	6

# COVID-19: testing by laboratory

Data through Nov 30, 2020 verified as of Dec 1, 2020 at 09:25 AM

Data in this report are provisional and subject to change.

The numbers in the table below represent the number of Florida and non-Florida residents for whom test results were received by the Department of Health. A person can be tested by more than one laboratory and can have both positive and negative results. **Therefore, the sum of the numbers in each column will be larger than the total number of people tested.**

Reporting lab	Inconclusive	Negative	Positive	Percent positive	Total
MARIANNA HEALTH AND REHABILITATION CENTER		6			6
CHAMBREL AT ISLAND LAKE		6			6
GENETIC TECHNOLOGICAL INNOVATIONS			6	100%	6
MERCY HEALTH—MUSKEGON		5	1	17%	6
TAMIAMI LAB MILLENIUM			6	100%	6
ADVENTHEALTH MEDICAL GROUP		6			6
CRESTVIEW URGENT CARE			6	100%	6
RIVERVIEW REGIONAL MEDICAL CENTER		6			6
GENTRY PARK ORLANDO ASSISTED LIVING		6			6
PATHGROUP LABS, LLC		4	2	33%	6
Wiregrass Rehabilitation Center and Nursing Home		6			6
BETH ISRAEL DEACONESS MEDICAL CENTER			6	100%	6
Northwell Lab		2	4	67%	6
THE COLLIER AT NAPLES		6			6
WHITE WILSON MEDICAL CENTER PA - NAVARRE			6	100%	6
NORTHWEST FLORIDA SLEEP			6	100%	6
JACKSON CLINIC PA,THE		3	3	50%	6
SOUTHCOR LABORATORY		2	4	67%	6
COASTAL SKIN SURGERY AND DERMATOLOGY		3	3	50%	6
METROPOLITAN HOSPITAL CENTER		6			6
UR CARE FAMILY AND SPORTS MEDICINE			6	100%	6
BAY PINES MEDICAL ASSOCIATES		1	4	80%	5
INSTITUTE OF PATHOLOGY KINGS COUNTY		5			5
PEDIATRIC URGENT HEALTH CARE			5	100%	5
AZALEA HEALTH		2	3	60%	5
CAMPBELL URGENT CARE			5	100%	5
ST JOSEPH WOMENS HOSPITAL			5	100%	5
MEDICAL CENTER OF BLOUNTSTOWN			5	100%	5
THOMAS JEFFERSON UNIVERSITY HOSPITAL		4	1	20%	5
CLEVELAND CLINIC MARTIN HEALTH NURSING & RESTORATIVE		5			5
HEALTHPARK MEDICAL CENTER ABG LAB		5			5
MINUTECLINIC MINUTECLINIC #8746		5			5
CONCENTRA			5	100%	5
HORIZON MEDICAL GROUP		5			5
VASCONCELLO COHEN MD PA		4	1	20%	5
ST CHARLES HOSPITAL LABORATORY		5			5
MANATEE COUNTY JAIL		4	1	20%	5
NORTHWESTERN MEMORIAL HOSPITAL			5	100%	5
JOE DIMAGGIO CHILDREN'S HOSPITAL		1	4	80%	5
XRL SXF REF LAB		5			5
MACKOUL PEDIATRICS FORT MYERS			5	100%	5
THE UNIVERSITY OF VERMONT MEDICAL CENTER		4	1	20%	5
MAXHEALTH		4	1	20%	5
THE CLINIC PREMISE HEALTH			5	100%	5
PEDIATRIC HEALTH CARE ALLIANCE, PA			5	100%	5
RESOLVE MOLECULAR DIAGNOSTICS		5			5
ELLIS HOSPITAL LABORATORY		5			5

# COVID-19: testing by laboratory

Data through Nov 30, 2020 verified as of Dec 1, 2020 at 09:25 AM

Data in this report are provisional and subject to change.

The numbers in the table below represent the number of Florida and non-Florida residents for whom test results were received by the Department of Health. A person can be tested by more than one laboratory and can have both positive and negative results. **Therefore, the sum of the numbers in each column will be larger than the total number of people tested.**

Reporting lab	Inconclusive	Negative	Positive	Percent positive	Total
WESTCHESTER GENERAL HOSPITAL BLOOD GAS LAB			5	100%	5
MC DIAGNOSTIC OF CONNECTICUT, PC #1960		5			5
ST JOHNS BIOMEDICAL LAB		5			5
CRESTWOOD MEDICAL CENTER		4	1	20%	5
ARIZONA DEPARTMENT OF HEALTH SERVICES			5	100%	5
FRANCES WARDE MEDICAL LABORATORY		2	3	60%	5
HEALTHCARE NOW			5	100%	5
BROOKDALE CLERMONT			5	100%	5
ST LUKES ROOSEVELT LABORATORY		5			5
NORTHERN DUTCHESS HOSPITAL LABORATORY		5			5
FINLAY		1	4	80%	5
MINUTECLINIC, LLC, DBA MINUTECLINIC #2544		5			5
CVS PHARMACY #8800		5			5
BAPTIST HEALTH - TOWN CENTER			5	100%	5
LAKEVIEW HEALTH CARE SYSTEMS		1	4	80%	5
ST VINCENT'S CHILTON		4	1	20%	5
MONTEFIORE MEDICAL CENTER LABORATORIES - NORTH		5			5
PRECISION DIAGNOSTICS INC - NJ		5			5
URGENT CARE OF LONGWOOD			5	100%	5
ADVENT HEALTH - FOUR CORNERS ER		5			5
COOPER HOSPITAL/UNIVERSITY MEDICAL		5			5
EDWARD J HEALEY REHAB & NURSING CENTER		5			5
WEST		2	3	60%	5
MINUTECLINIC DIAGNOSTIC OF PENNSYLVANIA, LLD #1545		5			5
BETHESDA COMMUNITY HEALTH CENTER			5	100%	5
MONTEFIORE MEDICAL CENTER LABORATORIES - WEILER		4	1	20%	5
CENTREX CLINICAL LABS INC		5			5
PARAMOUNT WALK-IN CLINIC		1	4	80%	5
OCALA OAKS REHABILITATION CENTER		4	1	20%	5
AEL KNOXVILLE			5	100%	5
MANATEE PEDIATRICS			5	100%	5
CVS MINUTE CLINIC DIAGNOSTIC OF NORTH CAROL		5			5
NORTH FLORIDA PEDIATRICS JASPER			5	100%	5
HILLSBOROUGH COUNTY HEALTH DEPARTMENT			5	100%	5
PEDIATRICS OF ALTAMONTE		5			5
BROWARD COUNTY HEALTH DEPT.			5	100%	5
PRINCETON VILLAGE☐		3	2	40%	5
RIVER CITY PRIMARY AND URGENT CARE			5	100%	5
BUECHELE DENTAL PA DBA CLERMONT FAMILY DENTISTRY		5			5
FLORIDA DEPARTMENT OF HEALTH - INVERNESS		3	2	40%	5
MINUTECLINIC DIAGNOSTIC OF PA, LLC (1036)		4	1	20%	5
GLEN FALLS HOSPITAL DEPARTMENT OF PATHOLOGY		5			5
WELLMED AT LAKE COPELAND		2	3	60%	5
ADVANCED DIAGNOSTIC LABORATORY			5	100%	5
COMPREHENSIVE CHILDCARE ASSOCIATES		5			5
BOND CLINIC, PA			5	100%	5
PATHLINE			5	100%	5



# COVID-19: testing by laboratory

Data through Nov 30, 2020 verified as of Dec 1, 2020 at 09:25 AM

Data in this report are provisional and subject to change.

The numbers in the table below represent the number of Florida and non-Florida residents for whom test results were received by the Department of Health. A person can be tested by more than one laboratory and can have both positive and negative results. **Therefore, the sum of the numbers in each column will be larger than the total number of people tested.**

Reporting lab	Inconclusive	Negative	Positive	Percent positive	Total
MOUNT SINAI BROOKLYN LABORATORY		4	1	20%	5
BAYSHORE LABORATORY		4	1	20%	5
INTERNAL MEDICINE SPECIALISTS			5	100%	5
PEDIATRICS OF CENTRAL FLORIDA – POINCIANA		3	2	40%	5
UPMC HEALTH SYSTEM		4	1	20%	5
PRECISION LABS LLC		2	3	60%	5
FAMILY HEALTH CENTERS OF SOUTHWEST FLORIDA INC			5	100%	5
WOODHULL MEDICAL AND MENTAL HEALTH CTR		5			5
COMMUNITY MEDICAL CARE CENTER INC			5	100%	5
CHILDREN'S HOSPITAL OF PHILADELPHIA		5			5
COMMUNITY HEALTH OF SOUTH FLORIDA			5	100%	5
GUTHRIE MEDICAL GROUP LABORATORIES		5			5
TENNESSEE DEPARTMENT OF HEALTH (TDH) - CENTRAL LABORATORY			5	100%	5
KAPG FLEMING ISLAND SENIOR HOUSING OPCO LLC		5			5
BEACH HOUSE		5			5
NELSON BIOLOGICAL			5	100%	5
EAR NOSE & THROAT ASSOCIATES OF MANATEE PA		5			5
WADSWORTH CENTER - DAVID AXELROD INSTITUTE		5			5
VIERA MANOR ASSISTED LIVING RESIDENCE		5			5
WIREGRASS CLINIC LLC		3	2	40%	5
WEST PACIFIC MEDICAL LABORATORY			5	100%	5
ARDEN COURTS OF FORT MYERS		5			5
CENTRA CARE POINCIANA			5	100%	5
OMNICARE PHARMACY OFTEXAS 1, LP DBA OMNICARE		5			5
LUXOR SCIENTIFIC LLC			5	100%	5
MEADOWCREST MOLECULAR DIAGNOSTICS, LLC			5	100%	5
TANNER MEDICAL CENTER EAST AL		5			5
DEBARY HEALTH AND REHABILITATION CENTER		5			5
DIEGO FALLON MD PA		3	2	40%	5
KINDRED HOSPITAL		4	1	20%	5
PENINSULA CARE AND REHABILITATION CENTER			5	100%	5
ALEXANDER NININGER STATE VETERANS		5			5
NORTHPORT MEDICAL CENTER LAB		5			5
PONCE PLAZA NURSING & REHAB CENTER			5	100%	5
ROHR HOME		4	1	20%	5
BROOKDALE FORT MYERS CYPRESS LAKE		5			5
MERCY COLLEGE HEALTH OFFICE		5			5
FLORIDA HOSPITAL LAKE MARY		5			5
BIOTECH			5	100%	5
MAIMONIDES MEDICAL CENTER		4	1	20%	5
GOOD SAMARITAN SOCIETY OF DAYTONA		5			5
UT SOUTHWESTERN MEDICAL CENTER			5	100%	5
FREEDOM SQUARE NURSING CENTER□			5	100%	5
FISHERMEN'S HOSPITAL			4	100%	4
CORNERSTONE MEDICAL CARE OF BRANDON PL		4			4
CARE HERE			4	100%	4
JOSEPH SCHENKER MD PC DBA CENTERS URGENT		2	2	50%	4

# COVID-19: testing by laboratory

Data through Nov 30, 2020 verified as of Dec 1, 2020 at 09:25 AM

Data in this report are provisional and subject to change.

The numbers in the table below represent the number of Florida and non-Florida residents for whom test results were received by the Department of Health. A person can be tested by more than one laboratory and can have both positive and negative results. **Therefore, the sum of the numbers in each column will be larger than the total number of people tested.**

Reporting lab	Inconclusive	Negative	Positive	Percent positive	Total
EDEN AT CRESTVIEW			4	100%	4
RADIOLOGY ASSOCIATES OF VENICE AND ENGLEWOOD		4			4
UF HEALTH			4	100%	4
ILLINOIS DEPT OF PUBLIC HEALTH LAB - SPRINGFIELD			4	100%	4
CANTERFIELD OF CLAY COUNTY		4			4
FLORIDA HOSPITAL ALTAMONTE		2	2	50%	4
GOOD SAMARITAN SOCIETY OF DELAND		1	3	75%	4
ROSLYN URGENT CARE		4			4
NORTHBROOK CENTER FOR☐		4			4
Wesley Place on Honeysuckle		4			4
MIAMI CANCER INSTITUTE			4	100%	4
DYNACARE LABORATORIES			4	100%	4
PEDIATRIC HEALTHCARE ALLIANCE			4	100%	4
CONCENTRA URGENT CARE		1	3	75%	4
FHMG_FM AND IM AVALON PARK		1	3	75%	4
HOLLEY NAVARRE MEDICAL CLINIC			4	100%	4
MORTON PLANT			4	100%	4
NEMOURS CHILDREN'S PRIMARY CARE VERO BEACH			4	100%	4
BROOKDALE JENSEN BEACH☐		4			4
EPIC REFERENCE LABS INC			4	100%	4
ADVENTHEALTH EXPRESS CARE AT			4	100%	4
PASSPORT HEALTH			4	100%	4
ACCENT PHYSICIAN SPECIALISTS PA		4			4
OKLAHOMA STATE UNIVERSITY DIAGNOSTIC LAB			4	100%	4
LITTLE PINE PEDIATRICS PLLC		4			4
COOPER FAMILY MEDICAL PLLC		3	1	25%	4
SANFORD SOUTH UNIVERSITY		4			4
PANCARE HEALTH YOUNGSTOWN			4	100%	4
CYPRESS COVE		4			4
SOUTHWESTERN REGIONAL MEDICAL CENTER - TULSA		4			4
OPTUMCARE FLORIDA LLC		1	3	75%	4
CVS MINUTE CLINIC, LLC		3	1	25%	4
TRINITY REGIONAL REHAB CENTER		4			4
SARASOTA - ROBERT L TAYLOR COMMUNITY CENTER☐			4	100%	4
MEMORIAL HEALTH CARE SYSTEMS			4	100%	4
BENEVA LAKES HEALTHCARE & REHAB CENTER			4	100%	4
CAPE COD HOSPITAL			4	100%	4
SH HERON EAST LLC☐		4			4
TRINITY MEDICAL ASSOCIATES LLC			4	100%	4
STEWART MELBOURNE HOSPITAL			4	100%	4
FAMILY MEDICAL CARE OF PALM BEACH			4	100%	4
FOUNTAINVIEW BY FIVE STAR QUALITY CARE		4			4
MARSHALL MEDICAL CENTER SOUTH LAB		3	1	25%	4
PREMIER MEDICAL ASSOCIATES		4			4
BAYLOR ESOTERIC AND MOLECULAR LAB			4	100%	4
FIRST CHOICE PEDIATRICS INC		3	1	25%	4
LONG ISLAND JEWISH FOREST HILLS HOSPITAL		4			4

# COVID-19: testing by laboratory

Data through Nov 30, 2020 verified as of Dec 1, 2020 at 09:25 AM

Data in this report are provisional and subject to change.

The numbers in the table below represent the number of Florida and non-Florida residents for whom test results were received by the Department of Health. A person can be tested by more than one laboratory and can have both positive and negative results. **Therefore, the sum of the numbers in each column will be larger than the total number of people tested.**

Reporting lab	Inconclusive	Negative	Positive	Percent positive	Total
CLEVELAND TENNESSEE HOSPITAL COMPANY		4			4
IRL MARKET LAB			4	100%	4
THE DOCTORS CENTER HEALTHCARE-SOUTHSIDE		1	3	75%	4
DOLPHIN POINTE HEALTH CARE LLC			4	100%	4
OSWEGO HOSPITAL LABORATORY		4			4
BAYCARE MEDICAL GROUP INC			4	100%	4
BOND CLINIC PA PEDIATRICS DEPT		4			4
MINUTECLINIC, LLC #03965		4			4
ATMORE NURSING CENTER		3	1	25%	4
MISSOURI DEPARTMENT OF HEALTH AND SENIOR SERVICES			4	100%	4
COPELAND MEDICAL CLINIC		3	1	25%	4
FLORIDA CANCER SPECIALISTS AND RESEARCH		2	2	50%	4
GNT ASSOCIATES		3	1	25%	4
ELTINGVILLE CIRCLE URGENT CARE		4			4
WYOMING PUBLIC HEALTH LAB			4	100%	4
OCOEE PEDIATRICS		4			4
CARENOW URGENT CARE-SOUTHLAKE			4	100%	4
ADVENT HEALTH - DELTONA ER		1	3	75%	4
ORMOND MEDICAL ARTS		3	1	25%	4
CAREWELL 202			4	100%	4
FCHC (OB)-DARWIN SQUARE CTR.			4	100%	4
Consulate Health Care of Jacksonville			4	100%	4
CARENOW URGENT CARE-GREEN HILLS		4			4
TRIDENT BIOMETRICS		3	1	25%	4
MENORAH HOUSE		4			4
PENNSYLVANIA DEPARTMENT OF HEALTH BUREAU OF LABORATORIES			4	100%	4
MEDEXPRESS PORT CHARLOTTE			4	100%	4
PALM BEACH CANCER INSTITUTE			4	100%	4
PRIME CARE ONE LLC/HARBORCHASE OF VENICE			4	100%	4
BARBARA O'REILLY MD PA		4			4
SOUTHEASTERN PEDIATRIC ASSOCIATES			4	100%	4
COLUMBIA MEMORIAL HOSPITAL LABORATORY		4			4
IU HEALTH PATHOLOGY			4	100%	4
OSPREY LODGE		4			4
MEDICAL CENTER AT OCEAN REEF		1	3	75%	4
Westminster Manor		3	1	25%	4
MARION AND BERNARD L SAMSON NURSING CENTER			4	100%	4
COVENIENT CARE MEDICAL CLINIC			4	100%	4
VERMONT DEPARTMENT OF HEALTH		1	3	75%	4
FLORIDA ATLANTIC UNIVERSITY STUDENT HEALTH			4	100%	4
PALM BEACH COUNTY HEALTH DEPARTMENT LABORATORY			4	100%	4
PALM HARBOR DERMATOLOGY		4			4
LORI MCAULIFFE MD PA			4	100%	4
WAKEMED		1	3	75%	4
BAY STREET PHARMACY☐		4			4
UNIVERSITY OF CHICAGO MEDICAL CENTER LAB			4	100%	4
ADVENT HEALTH CENTRA CARE - ORANGE LAKE		1	3	75%	4

# COVID-19: testing by laboratory

Data through Nov 30, 2020 verified as of Dec 1, 2020 at 09:25 AM

Data in this report are provisional and subject to change.

The numbers in the table below represent the number of Florida and non-Florida residents for whom test results were received by the Department of Health. A person can be tested by more than one laboratory and can have both positive and negative results. **Therefore, the sum of the numbers in each column will be larger than the total number of people tested.**

Reporting lab	Inconclusive	Negative	Positive	Percent positive	Total
FLORIDA MENTOR-POINT WEST CLUSTER		4			4
CARENOW URGENT CARE - WINTER SPRINGS		3	1	25%	4
MINUTECLINIC DIAGNOSTIC OF HAWAII LLC		4			4
CELERION			4	100%	4
FLORIDA HEART AND VASCULAR			4	100%	4
HUNTINGTON VILLAGE URGENT CARE		4			4
FHCP – ORMOND BEACH			4	100%	4
EGL GENETICS DIAGNOSTICS			4	100%	4
EXPRESS TESTING-ONE			4	100%	4
FIFTH AVENUE PEDIATRICS		3	1	25%	4
VITAL CARE URGENT CARE			4	100%	4
SIGNATURE CARE EMERGENCY CENTER		2	2	50%	4
HELIX KH UC			4	100%	4
CHILDREN'S HEALTHCARE OF ATLANTA/EGLESTON		4			4
REHABILITATION CENTER OF WINTER PARK,THE			4	100%	4
DESOTO HEALTH AND REHAB LLC		2	2	50%	4
NORTHWEST FLORIDA ENT, PA		3	1	25%	4
CARENOW URGENT CARE - EAST NASHVILLE		4			4
DIAGNOSTECHS		4			4
BIO-TECH CLINICAL LABORATORIES			4	100%	4
INTERMARKET FACILITY			4	100%	4
STEWART ROCKLEDGE HOSPITAL			4	100%	4
NEW HAMPSHIRE DEPARTMENT OF HEALTH AND HUMAN SERVICES		3	1	25%	4
STEWART MEDICAL GROUP, INC		4			4
KANSAS DEPARTMENT OF HEALTH		2	2	50%	4
Walker BaptistMedCtr		3	1	25%	4
KRYSTAL BAY NURSING AND REHABILITATION		2	2	50%	4
DOTHAN PEDIATRIC CLINIC			4	100%	4
MEDEXPRESS URGENT CARE BOCA RATON			4	100%	4
ACCESS PHARMACY		4			4
GEORGE SAFRAN MD PC		4			4
CLEARWATER PEDIATRIC CARE			4	100%	4
DAVID POSNACK JEWISH DAY SCHOOL		4			4
EXPRESS FAMILY CARE LLC			4	100%	4
UNION CITY MANOR NURSING CENTER		4			4
LYNMOORE,THE		4			4
JACKSON COUNTY HEALTH DEPARTMENT			4	100%	4
ORLANDO HEALTH PHYSICIAN ASSOCIATES		3	1	25%	4
BIOTEST PLASMA CENTER		4			4
NOVANT HEALTH UVA		1	3	75%	4
GENEVA GENERAL HOSPITAL LABORATORY		3	1	25%	4
CELAL GUROL ERBAY, MD			4	100%	4
BENDERSON FAMILY SKILLED NURSING AND □		4			4
MD ANDERSON			4	100%	4
MACTOWN, INC		4			4
CENTER ONE SURGERY CENTER		3	1	25%	4
Belleair Healthcare Center		3	1	25%	4

# COVID-19: testing by laboratory

Data through Nov 30, 2020 verified as of Dec 1, 2020 at 09:25 AM

Data in this report are provisional and subject to change.

The numbers in the table below represent the number of Florida and non-Florida residents for whom test results were received by the Department of Health. A person can be tested by more than one laboratory and can have both positive and negative results. **Therefore, the sum of the numbers in each column will be larger than the total number of people tested.**

Reporting lab	Inconclusive	Negative	Positive	Percent positive	Total
SOUTHEASTERN REGIONAL MEDICAL CENTER			4	100%	4
CVS MINUTE CLINIC DIAGNOSTIC OF TEXAS,LLC		3	1	25%	4
ALBIBI		1	3	75%	4
PM PEDIATRICS OF SELDEN		3	1	25%	4
MOOSEHAVEN HEALTH CENTER		1	3	75%	4
MAINSTREAM DIAGNOSTIC LABORATORY LLC		4			4
ECLRS		1	3	75%	4
M&V SAN JOSE MEDICAL CENTER			4	100%	4
Sunset Lake Health and Rehabilitation Center		4			4
Millennium Nursing & Rehab Center		4			4
BAYA URGENT CARE LLC		1	3	75%	4
NEWPATH DIAGNOSTICS		4			4
ENGLEWOOD HOSPITAL AND MEDICAL CENTER		1	3	75%	4
ST. CLOUD REGIONAL MEDICAL CENTER		4			4
DTR LABS		3	1	25%	4
SHARP MEMORIAL HOSPITAL MICROBIOLOGY DEPT			4	100%	4
AHC Decatur County		4			4
SONIC REFERENCE LABORATORY			4	100%	4
YAZJI PEDIATRIC CARE LLC DBA TUKA PEDIATRICS			4	100%	4
BRADENTON PHYSICIANS MEDICAL CENTER			4	100%	4
DEPT OF VA MEDICAL CENTER - BAY PINES		1	3	75%	4
FLORIDA MEDICAL CLINIC - MULTI SPECIALTY CAMPUS		1	3	75%	4
INFECTION CONTROL/ EMPHEALTH		3	1	25%	4
GENUS DIAGNOSTICS			4	100%	4
SIGNATURE CARE MONTROSE		2	2	50%	4
OMNICARE PHARMACY OF TEXAS 1		4			4
MINUTECLINIC, LLC #05038		3			3
URGENT CARE - OCONEE		2	1	33%	3
CAMPAZZI CONCIERGE MEDICAL SERVICES		2	1	33%	3
KETTERING HEALTH			3	100%	3
MEDICAL CENTER AFFILIATES WEST PALM			3	100%	3
WOLFF CTR FOR CHILD & ADOLESCENT HEALTH PLLC,THE		2	1	33%	3
MARSHFIELD LABORATORIES			3	100%	3
ILLINOIS DEPARTMENT OF PUBLIC HEALTH			3	100%	3
CORTLAND COUNTY HEALTH DEPARTMENT		3			3
LEE CONVENIENT CARE AT SUMMERLIN			3	100%	3
MULBERRY CARE CENTER			3	100%	3
SUPERIOR RESIDENCES AT CALA HILLS		3			3
PINELLAS PARK HEALTH CENTER - PINELLAS CHD		1	2	67%	3
CORTLAND REGIONAL MEDICAL CENTER		3			3
NORTH NAPLES HOSPITAL RESPIRATORY THERAPY DEPARTMENT			3	100%	3
ACE BIOMEDICAL LABS LLC			3	100%	3
ADVENT HEALTH - WESTCHASE ER			3	100%	3
EAST HILL MEDICAL GROUP		2	1	33%	3
WESLEY CHAPEL INTERNAL MEDICINE AND PEDIATRICS			3	100%	3
INDIANA STATE DEPARTMENT OF HEALTH		1	2	67%	3
FAMILY MEDICINE OF WESTON LLC			3	100%	3



# COVID-19: testing by laboratory

Data through Nov 30, 2020 verified as of Dec 1, 2020 at 09:25 AM

Data in this report are provisional and subject to change.

The numbers in the table below represent the number of Florida and non-Florida residents for whom test results were received by the Department of Health. A person can be tested by more than one laboratory and can have both positive and negative results. **Therefore, the sum of the numbers in each column will be larger than the total number of people tested.**

Reporting lab	Inconclusive	Negative	Positive	Percent positive	Total
BRISTOL AT TAMPA, THE		3			3
NIGHT LITE PEDIATRICS CENTER		1	2	67%	3
MID FLORIDA CLINICAL LABORATORY		2	1	33%	3
LAHEY CLINIC MEDICAL CENTER			3	100%	3
MARYLAND STATE DEPT OF HEALTH	2		1	33%	3
ABSOLUTE HEALTH		3			3
MID FLORIDA PATHOLOGY LLC		3			3
CTRS			3	100%	3
HELIX LW UC		1	2	67%	3
MCR HEALTH LAWTON CHILES ADMINISTRATION STE A		1	2	67%	3
MONTANA DEPARTMENT OF PUBLIC HEALTH & HUMAN SERVICES			3	100%	3
ADRIANA M CASTRO MD PA		3			3
ST LUKES HOSPITAL LABORATORY		2	1	33%	3
URGENT DOC - URGENT CARE CLINIC			3	100%	3
NORTHEAST ALABAMA REGIONAL MEDICAL CENTER		2	1	33%	3
PALMS REHABILITATION AND HEALTHCARE CENTER		1	2	67%	3
JOSEF SCHENKER MD PC		3			3
LCS SANDHILL COVE LLC DBA		3			3
FLORIDA LABORATORY ANALYSIS, LLC			3	100%	3
GRACE WELLNESS CENTER		2	1	33%	3
EXETER HOSPITAL		3			3
LABS PLUS LLC		3			3
SONATA BOYNTON BEACH		2	1	33%	3
BARKLEY PLACE		3			3
SONATA DELRAY BEACH		2	1	33%	3
TARRANT COUNTY PUBLIC HEALTH		3			3
CONSOLIDATED LABORATORY SERVICES			3	100%	3
BOCA RATON REHABILITATION CENTER			3	100%	3
PANCARE HEALTH - BONIFAY K-8			3	100%	3
DICKSON MEDICAL ASSOCIATES PC PATH LAB		3			3
MEDICATION ROOMS-CSU/CI NURSE STATION		3			3
Nashville Central Laboratory		3			3
GREENVILLE MEMORIAL HOSPITAL LAB			3	100%	3
CULLMAN REGIONAL URGENT CARE		2	1	33%	3
RED MOUNTAIN DIAGNOSTICS		3			3
URGENT TEAM - MUSCLE SHOALS		3			3
QUATRACOR PLLC		3			3
ALABAMA CLINICS		1	2	67%	3
ALLIANCE LABS @LRMC			3	100%	3
NORTH BROWARD HOSPITAL DISTRICT HEALTHCARE FOR THE HOMELESS			3	100%	3
THONOTOSASSA COMMUNITY HEALTH CENTER			3	100%	3
MANOR CARE OF BOYNTON BEACH LLC		3			3
CHARLOTTE CHD PORT CHARLOTTE		2	1	33%	3
BOROPARK URGENT CARE		3			3
PARRISH MEDICAL CENTER-WAIVED TESTING		3			3
WINDERMERE MEDICAL CENTER			3	100%	3
HAWTHORNE INN OF LAKELAND		3			3

# COVID-19: testing by laboratory

Data through Nov 30, 2020 verified as of Dec 1, 2020 at 09:25 AM

Data in this report are provisional and subject to change.

The numbers in the table below represent the number of Florida and non-Florida residents for whom test results were received by the Department of Health. A person can be tested by more than one laboratory and can have both positive and negative results. **Therefore, the sum of the numbers in each column will be larger than the total number of people tested.**

Reporting lab	Inconclusive	Negative	Positive	Percent positive	Total
EAST BANK HOSPITAL - UNIVERSITY OF MINNESOTA MEDICAL CENTER			3	100%	3
BELVEDERE COMMONS OF FORT WALTON BEACH		3			3
PRIMECARE		2	1	33%	3
WALK IN URGENT CARE			3	100%	3
MINUTECLINIC, LLC, DBA MINUTECLINIC #6106		2	1	33%	3
TRUE HEALTH – LAKE UNDERHILL		3			3
ARCPPOINT LABS OF ST PETERSBURG		1	2	67%	3
PRORENATA LABS		1	2	67%	3
NOVARI CARE LLC		3			3
VISTA MANOR			3	100%	3
CVS MINUTE CLINIC DIAGNOSTIC MED GRP OF CA		3			3
VIBRANT AMERICA		3			3
NORTHSIDE HOSPITAL		2	1	33%	3
KEY WEST URGENT CARE, INC		3			3
FLORIDA CANCER SPECIALISTS & RESEARCH INSTITUTE		2	1	33%	3
GONZALEZ MD AND ASWAD MD HEALTH SERVICES			3	100%	3
BAPTIST PRIMARY BLACK CREEK SOUTH			3	100%	3
MADISON COUNTY HEALTH DEPARTMENT		3			3
PEACEHEALTH LABORATORIES		2	1	33%	3
PBC PREMIER FAMILY HEALTH			3	100%	3
MONTANA PUBLIC HEALTH LAB			3	100%	3
DEACONESS HOSPITAL			3	100%	3
ADVENT HEALTH - TIMBERRIDGE ER		2	1	33%	3
MUNSON MEDICAL CENTER			3	100%	3
DACH MAIN LAB			3	100%	3
VIRGINIA DIVISION OF CONSOLIDATED LABORATORIES			3	100%	3
HELIX MEDICAL CENTERS		1	2	67%	3
TAMPA		1	2	67%	3
SANFORD MOBILE LAB			3	100%	3
NORTHERN LIGHT LABORATORY		1	2	67%	3
DEPARTMENT OF PATHOLOGY ROME MEMORIAL		3			3
CONSULATE HEATH CARE AT WEST ALTAMONTE			3	100%	3
TNC WALK IN CLINIC		1	2	67%	3
SENTARA NORFOLK GENERAL HOSPITAL CENTRAL LAB			3	100%	3
COVENANT PEDIATRICS		1	2	67%	3
BETTERMED URGENT CARE			3	100%	3
PATHOLOGY REFERENCE LAB LLC			3	100%	3
West Gate Village, LLC		3			3
BRENTWOOD SENIOR LIVING AT ST PETE			3	100%	3
SUMTER PEDIATRICS		3			3
ERIE COUNTY PUBLIC HEALTH CLINICAL		3			3
YORK HOSPITAL - LABORATORY			3	100%	3
VAIL VALLEY MEDICAL CENTER			3	100%	3
PASSPORT HEALTH OF TAMPA BAY		3			3
IOWA DEPARTMENT OF PUBLIC HEALTH			3	100%	3
ONSLOW MEMORIAL HOSPITAL LABORATORY		3			3
HUNT CLUB PEDIATRIC ASSOCIATES LLC		2	1	33%	3

# COVID-19: testing by laboratory

Data through Nov 30, 2020 verified as of Dec 1, 2020 at 09:25 AM

Data in this report are provisional and subject to change.

The numbers in the table below represent the number of Florida and non-Florida residents for whom test results were received by the Department of Health. A person can be tested by more than one laboratory and can have both positive and negative results. **Therefore, the sum of the numbers in each column will be larger than the total number of people tested.**

Reporting lab	Inconclusive	Negative	Positive	Percent positive	Total
SANDGATE GARDENS REHAB & NURSING CENTER		2	1	33%	3
PEDIATRICS BY THE SEA JOG RD OFFICE			3	100%	3
State Lab Unspecifd			3	100%	3
COURTYARD GARDENS OF JUPITER		3			3
FLORIDA MEDICAL CLINIC IM MLK		3			3
OPENTRONS PRL		2	1	33%	3
NORTH SHORE HOSP. INFECTION CONTROL			3	100%	3
MEDFUSION		2	1	33%	3
PALM BEACH CDH - DELRAY BEACH			3	100%	3
ACCESS HEALTH CARE		2	1	33%	3
PRISMA HEALTH MIDLANDS			3	100%	3
FORT HAMILTON URGENT CARE		3			3
ANN STORCK CENTER INC		3			3
THE CLINIC OF PEDIATRICS & GI MEDICINE, INC			3	100%	3
MINUTECLINIC DIAGNOSTIC OF NORTH CAROLINA PC		3			3
HIALEAH HOSPITAL RESPIRATORY DEPT			3	100%	3
PATIENT FIRST - ALLENTOWN			3	100%	3
SOUTHERN OCEAN MEDICAL CENTER		3			3
ALABAMA DEPARTMENT OF PUBLIC HEALTH		1	2	67%	3
BAPTIST OUTPATIENT SERVICES			3	100%	3
SURETOX LABORATORY LLC		2	1	33%	3
BOND CLINIC DR ELDEEB		1	2	67%	3
MPG JACKSONVILLE ATLANTIC BLVD		1	2	67%	3
VIDANT MEDICAL CENTER			3	100%	3
LEWIS COUNTY MANOR		3			3
BELLIN HEALTH LAB		1	2	67%	3
WINDSOR OF LAKEWOOD RANCH,THE		3			3
BROOKDALE BRANDON		3			3
VELOCITY CARE			3	100%	3
ALLIANCE FOR MULTISPECIALTY RESEARCH		3			3
BEEBE MEDICAL CENTER LABORATORY		3			3
COLLEGE POINT URGENT CARE		3			3
LEXINGTON MEDICAL CENTER		1	2	67%	3
VIERA PEDIATRICS			3	100%	3
MIDDLETOWN MEDICAL P C			3	100%	3
HOLMES REG MED CENTER CLINICAL LAB			3	100%	3
RELIANT ACUTE CARE			3	100%	3
BEACON AT GULF BREEZE, THE		3			3
JACKSON SOUTH COMMUNITY HOSPITAL LAB			3	100%	3
SCIENTIFIC LABORATORY DIVISION			3	100%	3
UNIVERSITY OF MIAMI MILLER SCHOOL OF MEDICINE			3	100%	3
WINDER NURSING INC DBA WINDER HEALTH CARE		3			3
Salerno Bay Health & Rehabilitation Center		3			3
BAY BREEZE HEALTH AND REHABILITATION CENTER		3			3
MINUTECLINIC DIAGNOSTIC OF NEW JERSEY, LLC # 7069		3			3
PUTNAM HOSPITAL CENTER LABORATORY		3			3
NEWSTAR MEDICAL LABORATORIES		3			3



# COVID-19: testing by laboratory

Data through Nov 30, 2020 verified as of Dec 1, 2020 at 09:25 AM

Data in this report are provisional and subject to change.

The numbers in the table below represent the number of Florida and non-Florida residents for whom test results were received by the Department of Health. A person can be tested by more than one laboratory and can have both positive and negative results. **Therefore, the sum of the numbers in each column will be larger than the total number of people tested.**

Reporting lab	Inconclusive	Negative	Positive	Percent positive	Total
FLORIDA CLINICAL LABORATORY - BIOREFERENCE LABORATORIES		2	1	33%	3
CARESPOT-WELLINGTON			3	100%	3
CVS MINUTE CLINIC DIAGNOSTIC OF TEXAS, LLC		3			3
GEORGIA DEPARTMENT OF PUBLIC HEALTH			3	100%	3
ORANGE PARK PEDIATRIC ASSOCIATES			3	100%	3
NORTHWEST FLORIDA CLINICAL LAB		1	2	67%	3
ELITE MEDICAL CENTER			3	100%	3
CITIZENS BAPTIST MEDICAL CENTERS LAB		3			3
MIZELL MEMORIAL HOSPITAL			3	100%	3
UNC HOSPITAL/MCLENDON CLINICAL LABORATORIES			3	100%	3
PERDIDO URGENT CARE			3	100%	3
PPD - IXLAYER		3			3
AVANTE AT MT DORA		1	2	67%	3
TUFTS MEDICAL CENTER			3	100%	3
MOULTRIE CREEK NURSING AND REHAB			3	100%	3
UCF STUDENT HEALTH SERVICES LABORATORY			3	100%	3
INN AT ASTON GARDENS, THE		2	1	33%	3
Surrey Place Healthcare and Rehabilitation		3			3
FLORIDA DEPARTMENT OF HEALTH IN MIAMI DADE COUNTY		2	1	33%	3
SIGNATURE CARE PFLUGERVILLE			3	100%	3
VIERA HOSPITAL, INC			3	100%	3
SJH			3	100%	3
CAPE CORAL URGENT CARE		2	1	33%	3
MD NOW URGENT CARE - DELRAY WEST			3	100%	3
MAINSTREET FAMILY CARE			3	100%	3
GARCIA MORALES NELSON			3	100%	3
WILLIAM A HINTON STATE LABORATORY INSTITUTE		1	2	67%	3
US SPECIALTY LABS			3	100%	3
GREATER MOBILE URGENT CARE – SPRINGHILL			3	100%	3
THE LODGE AND REHABILITATION CENTER		3			3
SEA LEVEL LABS			3	100%	3
VILLAGES HEALTH, THE		3			3
REGIONAL MEDICAL LAB			3	100%	3
VICAR'S LANDING NURSING HOME		2	1	33%	3
UT MEMPHIS UNIVERSITY HEALTH SERVICES			3	100%	3
REELFOOT FAMILY WALK IN CLINIC		2	1	33%	3
ISLAND LAKE CENTER			3	100%	3
CAPTAIN JAMES A. LOVELL FEDERAL HEALTHCARE CENTER			3	100%	3
CARL R DARNALL ARMY MEDICAL CENTER			3	100%	3
CHAMPLAIN VALLEY PHYSICIANS HOSPITAL		3			3
ASPEN VALLEY HOSPITAL			3	100%	3
MARION COUNTY FIRE RESCUE		3			3
UNILAB OF DADE INC			3	100%	3
MIRIMUS INC		1	2	67%	3
MORTON PLANT HOSPITAL NURSING			3	100%	3
GYN PATH SERVICES			3	100%	3
LAFAYETTE NURSING AND REHABILITATION CENTER		3			3

# COVID-19: testing by laboratory

Data through Nov 30, 2020 verified as of Dec 1, 2020 at 09:25 AM

Data in this report are provisional and subject to change.

The numbers in the table below represent the number of Florida and non-Florida residents for whom test results were received by the Department of Health. A person can be tested by more than one laboratory and can have both positive and negative results. **Therefore, the sum of the numbers in each column will be larger than the total number of people tested.**

Reporting lab	Inconclusive	Negative	Positive	Percent positive	Total
THOMAS LANGLEY			3	100%	3
CGH MEDICAL CENTER			3	100%	3
BARONESS ERLANGER HOSPITAL		3			3
CITYMD		1	2	67%	3
NOT INDICATED		1	2	67%	3
AVANTE INVERNESS		1	2	67%	3
NORTH SHORE HEMATOLOGY-ONCOLOGY ASSOCIATES, PC		3			3
RHEA MEDICAL CENTER		3			3
SPRING LAKE REHABILITATION CENTER			3	100%	3
SSM HEALTH ST LOUIS MICROBIOLOGY LABORATORY		1	2	67%	3
WATSON THERAPEUTICS		1	2	67%	3
SOFTLAB			3	100%	3
EXPRESS DOCS LLC			3	100%	3
MANORCARE NURSING & REHABILITATION CENTER-NAPLES		3			3
CAREWELL URGENT CARE			3	100%	3
CVS HEALTH, #3396		3			3
MED LABS DIAGNOSTICS		3			3
BETH ISRAEL MEDICAL CENTER LABS		3			3
MEDICAL CENTER ENTERPRISE			3	100%	3
MAYO		1	2	67%	3
BAPTIST PRIMARY CARE, INC.		2	1	33%	3
JOHN T MATHER MEMORIAL HOSPITAL LABORATORY		3			3
FAMILY MEDICINE AT WATERMAN		3			3
NOT GIVEN		1	2	67%	3
LAKE GIBSON VILLAGE, LLC		3			3
CROSSVILLE MEDICAL GROUP		1	2	67%	3
BIRMINGHAM VAMC		1	2	67%	3
PALMS WEST HOSPITAL			3	100%	3
ORLANDO REGIONAL HEALTH SERVICES		1	2	67%	3
PRECISION HEALTH SOLUTIONS			3	100%	3
GROVES CENTER			3	100%	3
LAFAYETTE NURSING AND REHAB			3	100%	3
BRIDGEWAY HEALTH CLINICS INC			3	100%	3
NOVANT HEALTH PRESBYTERIAN		2	1	33%	3
MEDICAL CENTER LABORATORY			2	100%	2
FLORIDA COMMUNITY HEALTH CENTERS, INC.			2	100%	2
WYOMING DEPT OF HEALTH			2	100%	2
COMPREHENSIVE CLINICAL RESEARCH, LLC			2	100%	2
SANFORD REGIONAL HOSPITAL WORTHINGTON		2			2
FAMILY MEDICINE AT HUNTERS CREEK		2			2
DOCTOR 4 U CLINIC			2	100%	2
HEART OF FLORIDA HEALTH CENTER INC			2	100%	2
GRAND VILLA OF MELBOURNE			2	100%	2
HOLIDAY MEDICAL ASSOCIATES		1	1	50%	2
ADVENTHEALTH MEDICAL GROUP PEDIATRIC & ADOLESCENT		2			2
NLC LABS			2	100%	2
OKLAHOMA STATE DEPARTMENT OF HEALTH-PUBLIC HEALTH LABORATORY			2	100%	2

# COVID-19: testing by laboratory

Data through Nov 30, 2020 verified as of Dec 1, 2020 at 09:25 AM

Data in this report are provisional and subject to change.

The numbers in the table below represent the number of Florida and non-Florida residents for whom test results were received by the Department of Health. A person can be tested by more than one laboratory and can have both positive and negative results. **Therefore, the sum of the numbers in each column will be larger than the total number of people tested.**

Reporting lab	Inconclusive	Negative	Positive	Percent positive	Total
Broadview Multi-Care Center		2			2
DEKALB MEDICAL CENTER LABORATORY			2	100%	2
ST. MARY'S MEDICAL CENTER EVANSVILLE, INC			2	100%	2
SPRINGS MEDICAL LAB		1	1	50%	2
MINUTECLINIC DIAGNOSTIC OF PA LLC		2			2
ALAN A SMITH MD LLC		2			2
L3HARRIS FAMILY MEDICAL CENTER			2	100%	2
RUSH UNIVERSITY MEDICAL CENTER LABORATORY			2	100%	2
MORRISTOWN MEMORIAL HOSPITAL		2			2
STARR COUNTY MEMORIAL HOSPITAL			2	100%	2
Fort Gaines Health and Rehab		2			2
PULSE & REMEDY LLC			2	100%	2
CERTIVIA LABORATORIES			2	100%	2
JOHNNIE RUTH CLARKE LAB			2	100%	2
MAIN STREET MEDICAL CENTER OF CRESTVIEW PA			2	100%	2
REMISE OCCUPATIONAL HEALTH SOLUTIONS INC			2	100%	2
SIGNATURE HEALTHCARE OF MIDDLEBURG		2			2
ADVANCED URGENT CARE CENTER OF THE UPPER KEYS			2	100%	2
INSPIRED LIVING AT PALM BAY		2			2
PEDIATRICS AND ADOLESCENT MEDICINE		2			2
JACKSON LABORATORY OF GENOMIC MEDICINE		2			2
SMOKY MOUNTAIN URGENT CARE AND FAMILY MEDICINE CENTER			2	100%	2
CONEMAUGH MEMORIAL MEDICAL CENTER		2			2
JOHN D. ARCHBOLD MEM. HOSPITAL			2	100%	2
MINUTE-CLINIC DIAGNOSTIC OF VIRGINIA, LLC #2003		1	1	50%	2
MAWD PATHOLOGY GROUP			2	100%	2
PLANT CITY PEDIATRICS		2			2
RUSSELL MEDICAL CENTER		2			2
ADVANCED EMURGENT CARE		2			2
MEDICAL CENTER AT OCEAN REEF,THE		2			2
MEDICANA NURSING AND REHAB CENTER			2	100%	2
YOUTH AND YOU, INC		2			2
NORTHWELL HEALTH			2	100%	2
WHOLE FAMILY HEALTH CENTER INC		1	1	50%	2
CRUC CMCH-COVID-19		2			2
EMORY UNIVERSITY HOSPITAL			2	100%	2
STEWARD ST ELIZABETH MEDICAL CENTER			2	100%	2
CYPRESS VILLAGE		1	1	50%	2
ALLIED PHYSICIANS GROUP PLLC		2			2
CARESPOT EXPRESS HEALTHCARE			2	100%	2
ADVENTHEALTH CAR CENTER APOPKA			2	100%	2
CHESTERFIELD HEALTHCARE GROUP, INC		2			2
DELCARE PA			2	100%	2
LOWELL GENERAL HOSPITAL			2	100%	2
THE CLUB AT BOYNTON BEACH, LLC			2	100%	2
VIRTUA MEMORIAL HOSPITAL BURLINGTON COUNTY			2	100%	2
Heartland Health Care Center North Sarasota		1	1	50%	2

# COVID-19: testing by laboratory

Data through Nov 30, 2020 verified as of Dec 1, 2020 at 09:25 AM

Data in this report are provisional and subject to change.

The numbers in the table below represent the number of Florida and non-Florida residents for whom test results were received by the Department of Health. A person can be tested by more than one laboratory and can have both positive and negative results. **Therefore, the sum of the numbers in each column will be larger than the total number of people tested.**

Reporting lab	Inconclusive	Negative	Positive	Percent positive	Total
ASSOCIATES MD CYPRESS CREEK			2	100%	2
PEDIATRIC HEALTH CARE (3577)		1	1	50%	2
VANAYER HEALTHCARE AND REHAB CENTER		2			2
GULF COAST REGIONAL MEDICAL CARE		2			2
CORNERSTONE MEDICAL CARE OF BRANDON		2			2
BAYMEADOWS PRIMARY CARE		2			2
IN AND OUT URGENT CARE			2	100%	2
NIGHT OWL PEDIATRICS URGENT CARE			2	100%	2
NOVADX		2			2
APOLLO SURGERY CENTER			2	100%	2
MONTEFIORE MEDICAL CENTER LABS MONTEFIORE		1	1	50%	2
RAINY LAKE MEDICAL CENTER			2	100%	2
UNITY HEALTH AND REHABILITATION CENTER			2	100%	2
REGENCY OAKS HEALTH CENTER		2			2
VALLEY BAPTIST MEDICAL CENTER: BROWNSVILLE			2	100%	2
NAVAL BRANCH MEDICAL CLINIC			2	100%	2
CSL PLASMA INC			2	100%	2
COOK HOSPITAL AND CARE CENTER		1	1	50%	2
GENETIC ASSAYS INC			2	100%	2
TRINITAS REGIONAL MEDICAL CENTER		1	1	50%	2
FLORIDA DEPARTMENT OF HEALTH IN TAYLOR COUNTY		1	1	50%	2
COMPUNET CLINICAL LAB			2	100%	2
COVANCE			2	100%	2
ISLAND DOCTORS DAYTONA			2	100%	2
AFFORDABLE PRIMARY CARE LLC		2			2
JRS LABORATORY			2	100%	2
CONSULATE HEALTH CARE		1	1	50%	2
CHILDRENS MEDICAL CENTER			2	100%	2
MORGAN STANLEY HEALTH CENTER		2			2
Magnolia Health and Rehab Center			2	100%	2
ADVENT HEALTH - TUSKAWILLA		2			2
PINECREST PEDIATRICS GROUP LLC			2	100%	2
WISCONSIN STATE LABORATORY OF HYGIENE		1	1	50%	2
CITRUS COUNTY HEALTH DEPARTMENT		1	1	50%	2
COASTAL FAMILY PRACTICE			2	100%	2
MEDFAST URGENT CARE CENTERS			2	100%	2
PRECISION DIAGNOSTIC INC		2			2
NAVAL MEDICAL CENTER SAN DIEGO			2	100%	2
MINUTECLINIC DIAGNOSTIC OF NORTH CAROLINA, PC		1	1	50%	2
ATLAS GENOMICS			2	100%	2
LEGACY LABORATORY SERVICES			2	100%	2
CUMBERLAND MEDICAL CENTER INC		2			2
TRICORE REFERENCE LABORATORY		1	1	50%	2
MINUTECLINIC DIAGNOSTIC OF TEXAS, LLC		2			2
ADVENTIST HINSDALE HOSPITAL LABORATORY			2	100%	2
PIEDMONT HOSPITAL LAB			2	100%	2
CELEBRATION PEDIATRICS PA			2	100%	2

# COVID-19: testing by laboratory

Data through Nov 30, 2020 verified as of Dec 1, 2020 at 09:25 AM

Data in this report are provisional and subject to change.

The numbers in the table below represent the number of Florida and non-Florida residents for whom test results were received by the Department of Health. A person can be tested by more than one laboratory and can have both positive and negative results. **Therefore, the sum of the numbers in each column will be larger than the total number of people tested.**

Reporting lab	Inconclusive	Negative	Positive	Percent positive	Total
FAST PACE MEDICAL CLINIC		2			2
DMC UNIVERSITY LABORATORIES		1	1	50%	2
LIFE CARE HOME HEALTH SERVICES LLC			2	100%	2
SOUTHWEST ORLANDO FAMILY MEDICINE, PL			2	100%	2
LIFEHOPE LABS			2	100%	2
TENNESSEE DEPARTMENT OF HEALTH (TDH) - REGIONAL LABORATORY			2	100%	2
Lakeview Village		2			2
MERCY HEALTH LAB		1	1	50%	2
PALOS COMMUNITY HOSPITAL LABORATORY			2	100%	2
LIFT HEALTH		2			2
INA		1	1	50%	2
NEBRASKA MEDICAL CENTER			2	100%	2
LAKE NONA PEDIATRICS IN ASSOCIATION WITH NEMOURS		2			2
Enterprise Health and Rehabilitation Center		2			2
MOBIL LAB FOR ALL INC		2			2
MOBILE COUNTY HEALTH DEPARTMENT		1	1	50%	2
ROANE MEDICAL CENTER		1	1	50%	2
PM PEDIATRICS OF BAYSIDE PLLC - HOPEWELL JUNCTION		2			2
TMH EC NORTHEAST LABORATORY			2	100%	2
ORLANDO LUTHERAN TOWERS		1	1	50%	2
MINUTECLINIC DIAGNOSTIC OF TEXAS, LLC #7435		2			2
SUNCOAST BLOOD BANK			2	100%	2
RELIANT IMMUNE DIAGNOSTICS			2	100%	2
UC CORAL GABLES			2	100%	2
REDMED OF CROSSTOWN		1	1	50%	2
EASTLAKE MEDICAL CENTER		2			2
UNIVERSITY OF WASHINGTON MEDICAL CENTER (UWMC) EMERGENCY DEPT.			2	100%	2
MAIN STREET MEDICAL CENTERS		2			2
PALMETTO FAMILY HEALTH CENTER			2	100%	2
AUSTIN REGIONAL CLINIC MICROBIOLOGY LAB			2	100%	2
SPECIALTY LABORATORIES			2	100%	2
PRINCETON BMC LABORATORY		2			2
UNITED MEMORIAL MEDICAL CENTER			2	100%	2
Elba Nursing and Rehabilitation Center, LLC		2			2
SUMNER REGIONAL MEDICAL CENTER		2			2
BERNHARDT LABORATORIES			2	100%	2
GOLDSTEIN			2	100%	2
LIFE CARE CENTER OF PALM BAY□		2			2
NEMOURS CHILDREN'S URGENT CARE			2	100%	2
WALGREENS #05477		2			2
PEACE RIVER MEDICAL CENTER		2			2
VENICE GREEN VILLAGE		2			2
ST PETERSBURG PEDIATRICS-EAST BAY			2	100%	2
PUTNAM COUNTY EMERGENCY RESCUE SERVICE		2			2
SPECTRUM HEALTH			2	100%	2
LA MER NH LLC□			2	100%	2
WISE HEALTH SYSTEM		1	1	50%	2



# COVID-19: testing by laboratory

Data through Nov 30, 2020 verified as of Dec 1, 2020 at 09:25 AM

Data in this report are provisional and subject to change.

The numbers in the table below represent the number of Florida and non-Florida residents for whom test results were received by the Department of Health. A person can be tested by more than one laboratory and can have both positive and negative results. **Therefore, the sum of the numbers in each column will be larger than the total number of people tested.**

Reporting lab	Inconclusive	Negative	Positive	Percent positive	Total
VENICE REGIONAL BAYFRONT HEALTH (PULMONARY)			2	100%	2
CELEBRATION PEDIATRICS			2	100%	2
TRUE HEALTH- HOFFNER		2			2
CULLMAN REGIONAL MEDICAL CENTER		2			2
SACRED HEART HOSPITAL ON THE EMERALD			2	100%	2
SCIENTIFIC LABORATORY COMPANY		2			2
SHORE MEDICAL CENTER		2			2
IMIC INC RESEARCH			2	100%	2
OHIO DEPARTMENT OF HEALTH LABORATORY		2			2
SOUTHEAST GEORGIA HEALTH SYSTEM			2	100%	2
FLORIDA HOSPITAL PHYSICIAN GROUP		1	1	50%	2
ROCKEFELLER UNIVERSITY CLINICAL GENOMICS LABORATOR		2			2
RIVERVIEW MEDICAL CLINIC		2			2
MINUTE CLINIC LLC			2	100%	2
FLORIDA PRIMARY & SPECIALTY CARE		2			2
AVANTE AT OCALA INC			2	100%	2
PHYSICIANS MEDICAL CENTER		2			2
PHYSICIANS LABORATORY SERVICES			2	100%	2
GALEN BAYLOR EXTENSION		2			2
PALM CITY NURSING AND REHAB CENTER			2	100%	2
DEPARTMENT OF HEALTH AND HUMAN SERVICES DIVISION OF BEHAVIORAL HEALTH		1	1	50%	2
MADISON HOSPITAL LABORATORY			2	100%	2
ST LUKES HOSPITAL			2	100%	2
ADVANCED MEDICAL CARE			2	100%	2
VILLA HEALTH NH LLC			2	100%	2
VERILY LAB		2			2
MEADOWCREST FAMILY PHYSICIANS PA			2	100%	2
TIEHH BIOTERRORISM RESPONSE LAB			2	100%	2
KINGS BAY PEDIATRICS LLC			2	100%	2
CPL LABS			2	100%	2
UW MEDICINE VIROLOGY LAB			2	100%	2
ALVERNO CLINICAL LABORATORIES			2	100%	2
MINUTECLINIC DIAGNOSTIC OF NORTH CAROLINA PC #7054		2			2
AMERICAN MEDICAL LABORATORIES			2	100%	2
CALHOUN COUNTY HEALTH DEPT		2			2
FIRST QUALITY LABORATORY			2	100%	2
DALLAS MEDICAL CENTER			2	100%	2
ADVANCED URGENT CARE LLC			2	100%	2
BAYLOR COLLEGE OF MEDICINE			2	100%	2
MEDSTAR HARBOR HOSPITAL			2	100%	2
CLINICA HISPANIA			2	100%	2
SWEETWATER NURSING CENTER		2			2
AHEC CLINIC		1	1	50%	2
SCDHEC BUREAU OF LABORATORIES			2	100%	2
CRESTVIEW IMMEDIATE CARE LL			2	100%	2
BRANDYWYNE HEALTH CARE CENTER			2	100%	2
ADVANCED RESEARCH FOR HEALTH IMPROVEMENT		1	1	50%	2

# COVID-19: testing by laboratory

Data through Nov 30, 2020 verified as of Dec 1, 2020 at 09:25 AM

Data in this report are provisional and subject to change.

The numbers in the table below represent the number of Florida and non-Florida residents for whom test results were received by the Department of Health. A person can be tested by more than one laboratory and can have both positive and negative results. **Therefore, the sum of the numbers in each column will be larger than the total number of people tested.**

Reporting lab	Inconclusive	Negative	Positive	Percent positive	Total
BAPTIST HEALTHCARE - LAKEVIEW CENTER INC		2			2
DRR JMC URGENT CARE DONALD ROSS			2	100%	2
UK HEALTHCARE			2	100%	2
SOUTH FLORIDA FAMILY HEALTH & RESEARCH CTR			2	100%	2
PEPIN ACADEMIES-PASCO		2			2
MC DIAGNOSTIC OF CONNECTICUT PC #459		2			2
VIGILINT HEALTHCARE		1	1	50%	2
ARKANSAS DEPARTMENT OF HEALTH			2	100%	2
BNC Medical Investors, LLC Berrien Nursing & Rehabilitation Center		2			2
MEMORIAL HERMANN CONSOLIDATED LABORATORY SERVICES			2	100%	2
BFT LAB			2	100%	2
BELVEDERE COMMONS OF SUN CITY CENTER☐		2			2
Lakeside Oaks Care Center			2	100%	2
CROSSROADS			2	100%	2
HEALTHCARE NETWORK OF SOUTHWEST FLORIDA			2	100%	2
CVS MINUTE CLINIC, LLC #22		2			2
UT AUSTIN UNIVERSITY HEALTH SERVICES			2	100%	2
HAWAII DEPARTMENT OF HEALTH			2	100%	2
PINARD HOME HEALTH SERVICES INC			2	100%	2
BAYSTATE MEDICAL CENTER		1	1	50%	2
GINKGO-IXLAYER		2			2
NEW YORK STATE DEPARTMENT OF HEALTH		1	1	50%	2
DOTHAN WEST FAMILY MEDICINE		1	1	50%	2
ST. JOSEPH REGIONAL MEDICAL CENTER			2	100%	2
ESTATES MEDICAL CENTER INC			2	100%	2
PREMIER FAMILY AND SPORTS MEDICINE		1	1	50%	2
ACL LABORATORIES INDUSTRIAL TOXICOLOGY			2	100%	2
87TH MEDICAL GROUP – MCGUIRE AMBULATORY CARE FACILITY		2			2
TREASURE COAST MEDICAL ASSOCIATES INC			2	100%	2
INSPIRIT SENIOR LIVING			2	100%	2
FIRST CHOICE MEDICAL PC			2	100%	2
JEFFERSON COUNTY HEALTH DEPARTMENT-MONTICELLO		2			2
GREENLEAF ALF		2			2
INTERNAL MEDICINE ASSOCIATES-DUNELLON			2	100%	2
ST. CLOUD PHARMACY AND WELLNESS CENTER		2			2
The Care Center at Pinellas Park		2			2
MD NOW URGENT CARE CENTER INC.			2	100%	2
JULIE STAATS DO		2			2
BENTON PEDIATRICS		2			2
BENSONHURST URGENT CARE		2			2
FLORIDA CLINICAL LABORATORY INC			2	100%	2
BROOKDALE ORANGE PARK		2			2
SYLVAN NURSING			2	100%	2
PELICAN LANDING		1	1	50%	2
TERRACE OF ST CLOUD, THE		1	1	50%	2
THE HOSPITAL OF PROVIDENCE EMERGENCY ROOM			2	100%	2
HARTFORD HOSPITAL ANCILLARY LAB		1	1	50%	2

# COVID-19: testing by laboratory

Data through Nov 30, 2020 verified as of Dec 1, 2020 at 09:25 AM

Data in this report are provisional and subject to change.

The numbers in the table below represent the number of Florida and non-Florida residents for whom test results were received by the Department of Health. A person can be tested by more than one laboratory and can have both positive and negative results. **Therefore, the sum of the numbers in each column will be larger than the total number of people tested.**

Reporting lab	Inconclusive	Negative	Positive	Percent positive	Total
GEISINGER MEDICAL CENTER		2			2
ENTRUST IMMEDIATE CARE			2	100%	2
RIVERWOOD CENTER,THE			2	100%	2
CARENOW URGENT CARE-DONELSON		2			2
SOUTHSIDE FAMILY MEDICAL		2			2
HOME ACCESS HEALTH			2	100%	2
HARTFORD HEALTH SERVICES LLC		2			2
Fouraker Hills Rehab and Nursing			2	100%	2
SINAI PLAZA NURSING AND REHAB CENTER			2	100%	2
SCIENTIA DIAGNOSTICS			2	100%	2
ORLANDO ORTHOPAEDIC OUTPATIENT SURGERY CENTER			2	100%	2
WALGREENS #13605		2			2
LEE MEMORIAL HEALTH SYSTEM		2			2
PM PEDIATRICS OF BAYSIDE, PLLC - MANHASSET		2			2
WEISS PEDIATRIC CARE LLC		2			2
STEUBEN COUNTY PUBLIC HEALTH		2			2
MEDFIRST URGENT CARE			2	100%	2
SPARROW CENTRAL LAB			2	100%	2
BMC/JACSONVILLE		1	1	50%	2
FLORENCE - HUNTSVILLE HOSPITAL URGENT CARE		2			2
ASCENSION ST VINCENT'S RIVERSIDE			2	100%	2
LAKELAND HILLS CENTER		1	1	50%	2
ADVENTHEALTH SEBRING- INFECTION CONTROL DEPARTMENT			2	100%	2
Workmens Circle Multicare Center		2			2
VIRGINIA DEPT OF HEALTH OFFICE OF EPIDEMIOLOGY			2	100%	2
OHIO DEPARTMENT OF HEALTH			2	100%	2
PM PEDIATRICS OF BAYSIDE PLLC		2			2
HOUSTON HEALTH DEPARTMENT - BUREAU OF LABORATORY SERVICES			2	100%	2
Heritage Park Rehabilitation & Healthcare		2			2
REGIONS HOSPITAL LABORATORY			2	100%	2
FLORIDA MEDICAL CLINIC -INTERNAL MED DADE CITY			2	100%	2
OURMED		2			2
ST VINCENTS AMBULATORY CARE INC DBA			2	100%	2
TALLAHASSEE MEMORIAL HEALTHCARE FAMILY MED RESIDENCY			2	100%	2
HILLVIEW LABORATORY			2	100%	2
PTC LABORATORIES			2	100%	2
UNIVERSITY OF MICHIGAN		2			2
MEDICINE SHOPPE #1306 THE		1	1	50%	2
FLORIDA MEDICAL CL ODOM TPA			2	100%	2
PREMIER LABORATORY SERVICES, LLC			2	100%	2
CROSS CITY REHABILITATION AND HEALTH CARE CENTER		2			2
AMERICAN SCIENTIFIC LABORATORIES LLC			2	100%	2
PEACEHEALTH CENTRAL		2			2
BAYLOR GENETICS		2			2
SARASOTA MEMORIAL MEDICAL URGENT CARE CENTER			2	100%	2
MID-FLORIDA HEMATOLOGY AND ONCOLOGY CENTERS		2			2
MONROE COUNTY HEALTH DEPARTMENT			2	100%	2



# COVID-19: testing by laboratory

Data through Nov 30, 2020 verified as of Dec 1, 2020 at 09:25 AM

Data in this report are provisional and subject to change.

The numbers in the table below represent the number of Florida and non-Florida residents for whom test results were received by the Department of Health. A person can be tested by more than one laboratory and can have both positive and negative results. **Therefore, the sum of the numbers in each column will be larger than the total number of people tested.**

Reporting lab	Inconclusive	Negative	Positive	Percent positive	Total
SOUTH DAKOTA DEPARTMENT OF HEALTH		2			2
CVS MINUTE CLINIC DIAGNOSTIC OF KANSAS, PA		2			2
TERRACE AT HOBE SOUND, THE		1	1	50%	2
BOND AND STEELE CLINIC, PA		2			2
ASCENSION ST MICHAEL'S HOSPITAL LAB		1	1	50%	2
NATIONWIDE LABORATORY SERVICES		1	1	50%	2
VAULT HEALTH			2	100%	2
Bainbridge Health and Rehab		2			2
FLORIDA KEYS PED & ADOLES CTR			2	100%	2
PROFESSIONAL PARK PEDIATRICS PA			2	100%	2
COMMONWEALTH OF MASSACHUSETTS			2	100%	2
ARLINGTON DIALYSIS CENTER LLC		2			2
LEESBURG COMMUNITY HEALTH CENTERS			2	100%	2
University Center East			2	100%	2
Mt Sinai Aventura			2	100%	2
FLAGLER PROFESSIONAL HEALTH CAE SERVICES INC		2			2
JUPITER INTERNAL MEDICINE AND ASSOCIATES			2	100%	2
Cleveland Clinic Weston			2	100%	2
MARCO ISLAND HOSPITAL INC D/B/A		1	1	50%	2
RIO PINAR HEALTH CARE			2	100%	2
LAKELAND REGIONAL HEALTH		2			2
HCR MANOR CARE SERVICES OF FLORIDA III INC		2			2
TGH Brandon Healthplex Laboratory			2	100%	2
CEDARS-SINAI MEDICAL CENTER			2	100%	2
CITRUS PARK			2	100%	2
RAPID CITY RUGENT CARE			2	100%	2
EXPRESSCARE URGENT CARE CENTER			2	100%	2
Okeechobee Health Care Facility		2			2
ADVENTHEALTH EAST ORLANDO EMPLOYEE CLINIC		2			2
MINUTE-CLINIC DIAGNOSTIC OF VIRGINIA, LLC #794		2			2
PALM MEDICAL CENTER - PLANT CITY□		2			2
SKIPPACK MEDICAL LAB			2	100%	2
VALDOSTA FAMILY MEDICINE			2	100%	2
MAGNOLIA ADULT, LLC			2	100%	2
NATIONAL JEWISH HEALTH			2	100%	2
CHEROKEE COUNTY HEALTH AND REHAB CENTER		2			2
ORCHID COVE			2	100%	2
FLORIDA HOSPITAL APOPKA		1	1	50%	2
FEDERAL CORRECTIONAL INSTITUTION MARIANNA			2	100%	2
MAILBOX DIAGNOSTICS		1	1	50%	2
DANIEL M LIBBY MD PLLC		2			2
JOHNSON CITY MEDICAL CENTER		1	1	50%	2
MEMORIAL SLOAN KETTERING CANCER CENTER		1	1	50%	2
SPRING HILL REGIONAL HOSPITAL			2	100%	2
FL DEPT OF HEALTH MARION COUNTY MOBILE HEALTH UNIT			2	100%	2
NOVA SOUTHEASTERN UNIVERSITY - STUDENT MEDICAL CTR			2	100%	2
ST VINCENT'S ST CLAIR		1	1	50%	2

# COVID-19: testing by laboratory

Data through Nov 30, 2020 verified as of Dec 1, 2020 at 09:25 AM

Data in this report are provisional and subject to change.

The numbers in the table below represent the number of Florida and non-Florida residents for whom test results were received by the Department of Health. A person can be tested by more than one laboratory and can have both positive and negative results. **Therefore, the sum of the numbers in each column will be larger than the total number of people tested.**

Reporting lab	Inconclusive	Negative	Positive	Percent positive	Total
STUDENT HEALTH SERVICES			2	100%	2
URGENT TEAM - HUNTSVILLE		2			2
RAINBOW PEDIATRIC CENTER PA		1	1	50%	2
COASTAL MEDICAL LAB			2	100%	2
PACIFICA SENIOR LIVING OCALA		2			2
UTMB PATHOLOGY CLINICAL SERVICES LABORATORY			2	100%	2
ANTHEM LAKES LLC		2			2
MINUTE CLINIC DIAGNOSTIC OF PENNSYLVANIA		2			2
DOCTORS HOSPITAL RENAISSANCE			2	100%	2
GRACE MEDICAL HOME		2			2
HOSPICE OF MARTIN & ST LUCIE, INC		2			2
LACORP		1	1	50%	2
GENERAL INTERNAL MEDICINE MEDICAL CTR CLINIC		1	1	50%	2
UT PATH			2	100%	2
IN & OUT URGENT CARE METAIRIE			2	100%	2
PR HEALTH			2	100%	2
HANOVER ENDOSCOPY CENTER		2			2
ST BARNABAS HOSPITAL		2			2
BIOHEALTH MEDICAL LAB INC			2	100%	2
ORANGE COUNTY HEALTH DEPARTMENT		1	1	50%	2
ADVANCED PEDIATRICS OF BOCA LLC			2	100%	2
FIRST CARE - MIDDLESBORO			2	100%	2
UNIVERSITY OF MARYLAND MEDICAL CENTER			2	100%	2
Lake Charles Healthcare LLC dba Landmark Lake Charles			2	100%	2
ALLIANCE PEDIATRICS PA			2	100%	2
CHAPPEL GROUP RESEARCH, THE		2			2
ADVENTHEALTH MEDICAL GROUP PEDIATRICS AT		1	1	50%	2
ALTRU DIAGNOSTICS INC			2	100%	2
UW HOSPITAL AND CLINICS		1	1	50%	2
UNIVERSITY OF MISSOURI HEALTH CARE			2	100%	2
PHYSICIANS IMMEDIATE CARE AURORA			2	100%	2
NORTH DAKOTA DEPT OF HEALTH MICROBIOLOGY			2	100%	2
ASHTON PLACE		2			2
JEFFERSON WASHINGTON TOWNSHIP HOSPITAL		2			2
WHOLE CHILD PEDIATRICS			2	100%	2
BRITO MEDICAL CENTER			2	100%	2
GARDENS HEALTH NH LLC		2			2
PALM GARDEN OF ORLANDO		2			2
ROSS MEDICAL GROUP			2	100%	2
BERGEN COUNTY SURGICAL AND ENDOSCOPY CENTER		2			2
Greystone Nursing and Rehab, LLC			2	100%	2
IGENEX INC		2			2
CARENOW-LEBANON		1	1	50%	2
PINELLAS POINT NURSING AND REHAB			2	100%	2
UNIVERSITY OF KANSAS MEDICAL CENTER			2	100%	2
PARADIGM LABORATORIES			2	100%	2
SPECTRA LABS		1	1	50%	2

# COVID-19: testing by laboratory

Data through Nov 30, 2020 verified as of Dec 1, 2020 at 09:25 AM

Data in this report are provisional and subject to change.

The numbers in the table below represent the number of Florida and non-Florida residents for whom test results were received by the Department of Health. A person can be tested by more than one laboratory and can have both positive and negative results. **Therefore, the sum of the numbers in each column will be larger than the total number of people tested.**

Reporting lab	Inconclusive	Negative	Positive	Percent positive	Total
PREMIER MEDICAL LABORATORY			2	100%	2
INSPIRA MEDICAL CENTER VINELAND LAB		2			2
Robert Cranfield			2	100%	2
CARE 365			2	100%	2
DISCOVERY VILLAGE AT THE FORUM		2			2
PUBLIC HEALTH LABORATORY	1		1	50%	2
FLORIDA MEDICAL CLINIC CARDIOLOGY-ZH			2	100%	2
COL CROSSROAD		1	1	50%	2
COLLIER HMA PHYSICIAN MANAGEMENT, LLC			2	100%	2
MINUTE CLINIC LLC #5706		1	1	50%	2
BAPTIST HEALTH MEDICAL CENTER			2	100%	2
CVS MINUTE CLINIC DIAGNOSTIC OF TEXAS		2			2
CENTERPLACE HEALTH, INC			2	100%	2
MINIMALLY INVASIVE VASCULAR INC		2			2
SHANDS AT LAKE SHORE LAB			2	100%	2
BAY COUNTY HEALTH DEPARTMENT		2			2
MINUTECLINIC, LLC #03268		2			2
IMA MEDICAL CENTER		2			2
LAKE MARY HEALTH AND REHABILITATION CENTER		1	1	50%	2
DEPT OF HEALTH			2	100%	2
BROOKDALE SENIOR LIVING			2	100%	2
TRUE HEALTH INC			2	100%	2
YORKVILLE PEDIATRIC URGENT CARE		2			2
NEW BRIDGE MEDICAL CENTER		2			2
PROFESSIONAL URGENT CARE SERVICES		1	1	50%	2
ADVICE FOR OPTIMAL WELLNESS			2	100%	2
UNIVERSITY HOSPITAL OF BROOKLYN		2			2
JUPITER MEDICAL CENTER URGENT CENTER			2	100%	2
THE PALMS REHABILITATION AND HEALTHCARE CENTER		2			2
SAINT BARNABAS MEDICAL CENTER		1			1
FHPG FAMILY MEDICAL CENTER OF TAMPA BAY			1	100%	1
Cortland Acres Association		1			1
DAYTONA BEACH CENTRA CARE			1	100%	1
VIVEX/UMTB BIOMEDICAL			1	100%	1
PEDIATRIC ASSOCIATES - JACKSONVILLE			1	100%	1
PRIME CARE FAMILY MEDICINE			1	100%	1
HEALTHCARE ASSOCIATES OF IRVING, LLP			1	100%	1
SYNAPSE ANALYTICAL LABS		1			1
SUNSHINE URGENT CARE LLC			1	100%	1
BLOOD SYSTEMS LABORATORIES			1	100%	1
EAST END PEDIATRICS		1			1
EXACCARE KINGSTON, LLC			1	100%	1
ORLANDO MEDICAL CENTER PL			1	100%	1
CURATIVE CARE CENTER INC			1	100%	1
ADVENTHEALTH MEDICAL GROUP FAMILY & INTERNAL			1	100%	1
FLORIDA KEYS PED AND ADOLES CTR			1	100%	1
GEORGE WASHINGTON UNIVERSITY HOSPITAL			1	100%	1

# COVID-19: testing by laboratory

Data through Nov 30, 2020 verified as of Dec 1, 2020 at 09:25 AM

Data in this report are provisional and subject to change.

The numbers in the table below represent the number of Florida and non-Florida residents for whom test results were received by the Department of Health. A person can be tested by more than one laboratory and can have both positive and negative results. **Therefore, the sum of the numbers in each column will be larger than the total number of people tested.**

Reporting lab	Inconclusive	Negative	Positive	Percent positive	Total
ADVANCED PEDIATRICS			1	100%	1
CLERMONT HEALTH DEPARTMENT			1	100%	1
UNITED HEALTHCARE			1	100%	1
PINNACLE DIALYSIS		1			1
ORCHID TERRACE		1			1
PHYSICIANS REGIONAL MEDICAL CTR - COLLIER BLVD			1	100%	1
NAVAL MEDICAL CENTER			1	100%	1
SOUTHERN HILLS MEDICAL CENTER			1	100%	1
HACKENSACK UNIVERSITY MEDICAL CENTER		1			1
UCH LAB			1	100%	1
LAURELLWOOD NURSING CENTER		1			1
MEDICAL CITY DALLAS HOSPITAL			1	100%	1
SUN CLINICAL LABORATORIES			1	100%	1
LEHIGH MEDICAL AND RESEARCH CENTER, INC			1	100%	1
CHIEFLAND MEDICAL CENTER			1	100%	1
FIT4LIFE MEDICAL CENTER			1	100%	1
ST JOSEPH'S HOSPITAL LABORATORY			1	100%	1
VALLEY HOSPITAL MEDICAL CENTER		1			1
BAYOU URGENT CARE			1	100%	1
ADVENTHEALTH MEDICAL GROUP FAMILY AND INTERNAL			1	100%	1
PALM BEACH DIABETES AND ENDOCRINE SPECIALISTS, PA			1	100%	1
HIGHLANDS CLINICAL LABORATORY			1	100%	1
American Fork Care Center dba Heritage Care Center		1			1
ADVENTHEALTH MEDICAL GROUP ADULT AND SENIOR HEALTH			1	100%	1
MORNINGSIDE NURSING AND REHABILITATION		1			1
PEDIATRIC ASSOCIATES - DORAL			1	100%	1
KAISER PERMANENTE REGIONAL REFERENCE LABORATORY		1			1
HAVASU REGIONAL MEDICAL CENTER			1	100%	1
CAREWELL 203			1	100%	1
CONVENIENT MEDICAL AND HEALTH SERVICES			1	100%	1
HELGEMO & LIOU PEDIATRICS			1	100%	1
OPTIMAL CARE PEDIATRICS			1	100%	1
TEVAPHARM			1	100%	1
Regency Square			1	100%	1
MADISON FACILITY INC			1	100%	1
TENNOVA ER - SANGO			1	100%	1
WHITE WILSON MEDICAL CENTER NEPHROLOGY			1	100%	1
INTERMOUNTAIN MEDICAL CENTER			1	100%	1
MEDCARE QUALITY MEDICAL CENTER LLC			1	100%	1
JOSEPH SCHENKER MD PC		1			1
APC PEDIATRICS			1	100%	1
CFCH - FROSTPROOF			1	100%	1
HALEYVILLE HEALTH CARE CENTER		1			1
COMMUNITY MEDICAL CENTER-ORANGE CITY		1			1
MERCY - NORTH IOWA			1	100%	1
CHESAPEAKE REGIONAL MEDICAL CENTER			1	100%	1
APS-SUMMIT CARE PHARMACY, LLC DBA OMNICARE		1			1

# COVID-19: testing by laboratory

Data through Nov 30, 2020 verified as of Dec 1, 2020 at 09:25 AM

Data in this report are provisional and subject to change.

The numbers in the table below represent the number of Florida and non-Florida residents for whom test results were received by the Department of Health. A person can be tested by more than one laboratory and can have both positive and negative results. **Therefore, the sum of the numbers in each column will be larger than the total number of people tested.**

Reporting lab	Inconclusive	Negative	Positive	Percent positive	Total
ATHENS LIMESTONE HOSPITAL		1			1
Central Park Healthcare & Rehabilitation Center		1			1
PEACHEALTH LABORATORIES		1			1
FHPG SURGICAL ASSOCIATES OF EAST PASCO			1	100%	1
SUMMIT LABORATORY			1	100%	1
SPINE & PAIN CONSULTANT PLLC		1			1
CELEBRATION HOSPITAL			1	100%	1
WASHINGTON STATE DEPARTMENT OF HEALTH PUBLIC HEALTH LABORATORIES			1	100%	1
FLORIDA SCHOOL FOR THE DEAF AND THE BLIND			1	100%	1
NORDX			1	100%	1
CHATSWORTH ASSISTED LIVING COMMUNITY AT PGA NATIONAL			1	100%	1
SONNI'S PEDIATRICS			1	100%	1
BIOMERIEUX			1	100%	1
THE LITTLE CLINIC			1	100%	1
SHAH			1	100%	1
Mill Valley Care Center		1			1
TITUSVILLE CENTER FOR SURGICAL EXCELLENCE LLC		1			1
OHIO VALLEY MANOR NURSING &		1			1
MADISON COUNTY MEMORIAL HOSPITAL LABORATORY		1			1
Manatee Springs Rehabilitation and Nursing Center		1			1
PALM WEST INTERNIST PA			1	100%	1
TAYLOR MANOR		1			1
HARLEM HOSPITAL CENTER		1			1
Metro West Nursing and Rehab			1	100%	1
INN AT ASTON GARDENS AT PELICAN POINTE,THE		1			1
ALL PRO ORTHOPEDICS & SPORTS MEDICINE, PA			1	100%	1
Imperial Healthcare Centre			1	100%	1
SUN CITY DIAGNOSTIC CENTER			1	100%	1
PHYSICIANS PREMIER			1	100%	1
LP ELIZABETHTON		1			1
TANGLEWOOD MANOR		1			1
AFC PHYSICIANS OF FLORIDA, PA			1	100%	1
SILVERMAN			1	100%	1
AVERA ST. MARY'S HOSPITAL			1	100%	1
DEVITA		1			1
SOUTHERN SPRINGS HEALTH CARE		1			1
CLINICAL LABORATORIES OF THE BUFFALO		1			1
WELLINGTON WEST 100176			1	100%	1
PHYSICIANS URGENT CARE			1	100%	1
RENFREW CENTERS INC		1			1
MINUTECLINIC DIAGNOSTIC OF NEW MEXICO LLC #7552		1			1
LEXINGTON PLACE SENIOR LIVING COMMUNITY		1			1
CALIFORNIA PUBLIC HEALTH LABORATORY			1	100%	1
CVS MINUTE CLINIC DIAG OF IND LLC #5206		1			1
CQUENTIA NGS, LLC			1	100%	1
SOUTHWEST REGIONAL PCR LABORATORY			1	100%	1
BOULDER COMMUNITY HOSPITAL			1	100%	1

# COVID-19: testing by laboratory

Data through Nov 30, 2020 verified as of Dec 1, 2020 at 09:25 AM

Data in this report are provisional and subject to change.

The numbers in the table below represent the number of Florida and non-Florida residents for whom test results were received by the Department of Health. A person can be tested by more than one laboratory and can have both positive and negative results. **Therefore, the sum of the numbers in each column will be larger than the total number of people tested.**

Reporting lab	Inconclusive	Negative	Positive	Percent positive	Total
FAITH FAMILY PRACTICE			1	100%	1
PALMETTO PRIMARY CARE PHYSICIANS			1	100%	1
ST. LUKES HOSPITAL			1	100%	1
NORTH SHORE MEDICAL CENTER - SALEM HOSPITAL			1	100%	1
BRUCE S WEST MD			1	100%	1
CALIFORNIA DEPARTMENT OF PUBLIC HEALTH			1	100%	1
SV MOBILE HEALTH			1	100%	1
FHPG_EXP CARE W HILLSBOROUGH			1	100%	1
DOCTORS CARE OF PALM COAST			1	100%	1
Livingston County Center for Nursing and Rehabilitation		1			1
Arlington Care Center			1	100%	1
Elm Crest Senior Living Community		1			1
MINUTECLINIC DIAGNOSTIC OF TEXAS		1			1
INTEGRATED REGIONAL LABS			1	100%	1
VA OPTOMETRY CLINIC			1	100%	1
AVERA SACRED HEART HOSPITAL			1	100%	1
COMMUNITY			1	100%	1
ADVENTHEALTH SENIOR CARE AT ORMOND			1	100%	1
KETTERING MEDICAL CENTER			1	100%	1
ACCESS HEALTH CARE PHYSICIANS			1	100%	1
HERNANDO CHILDREN'S			1	100%	1
OXY-GENLAB			1	100%	1
NEW GEN LABS			1	100%	1
WEST COAST FAMILY MEDICAL CARE			1	100%	1
FLORIDA HOSPITAL WINTER PARK			1	100%	1
LOGAN COUNTY HOSPITAL			1	100%	1
LAB TEST KENDALL LLC		1			1
LADY LAKE SPECIALTY CARE			1	100%	1
EXCEL URGENT CARE OF NJ			1	100%	1
FIVE STAR PREMIER RESIDENCES OF POMPANO BEACH			1	100%	1
CULVER CITY URGENT CARE			1	100%	1
CLINICAL LABORATORY		1			1
TIMPANOGOS REGIONAL HOSPITAL			1	100%	1
HIBISCUS COURT			1	100%	1
GALVESTON COUNTY HEALTH DISTRICT			1	100%	1
ANDREWS INSTITUTE AMBULATORY SURGERY CENTER		1			1
VANAJA SUREDDI MD PA			1	100%	1
MEDICAL ASSOCIATES OF CARTER		1			1
MERCYONE DES MOINES MEDICAL CENTER			1	100%	1
SPORTS MEDICINE CLINIC - U OF WYOMING			1	100%	1
PROGRESS PHARMACY INC			1	100%	1
Remarkable Healthcare Dallas			1	100%	1
BRANDON OUTREACH CLINIC			1	100%	1
MEDICAL LIFE-INC GUIDEWELL EMERGENCY MEDICINE			1	100%	1
BAPTIST HEALTH LEXINGTON			1	100%	1
COOPER CLINIC			1	100%	1
HERNANDO COUNTY HEALTH DEPT			1	100%	1



# COVID-19: testing by laboratory

Data through Nov 30, 2020 verified as of Dec 1, 2020 at 09:25 AM

Data in this report are provisional and subject to change.

The numbers in the table below represent the number of Florida and non-Florida residents for whom test results were received by the Department of Health. A person can be tested by more than one laboratory and can have both positive and negative results. **Therefore, the sum of the numbers in each column will be larger than the total number of people tested.**

Reporting lab	Inconclusive	Negative	Positive	Percent positive	Total
MEDICAL ARTS LABORATORY			1	100%	1
Harbert Hills Academy Nursing Home		1			1
QUEST DIAGNOSTICS CLINICAL LABORATORIES INC		1			1
AFFINITY URGENT CARE			1	100%	1
Consulate Health Care of Tallahassee			1	100%	1
LEELANAU OPCO, LLC		1			1
MED FUSION			1	100%	1
ALABAMA REFERENCE LAB			1	100%	1
Manorcare Health Services West Reading North		1			1
ER NEAR ME HULEN		1			1
SACRED HEART HEALTH SYSTEM, INC			1	100%	1
DR. PHILLIPS MEDICAL WELLNESS CENTER			1	100%	1
KINGWOOD EMERGENCY HOSPITAL			1	100%	1
CANDLER HOSPITAL			1	100%	1
ST.ELIZABETH HEALTH CENTER	1				1
FRESENIUS SOUTH FORT MYERS		1			1
GUIDEWELL EMERGENCY MEDICINE DOCTORS LLC			1	100%	1
AVON PARK CLUSTER		1			1
ILLINOIS DEPT OF PUBLIC HEALTH LABS			1	100%	1
VETERANS AFFAIRS MEDICAL CENTER - GREATER LOS ANGELES			1	100%	1
BROOKDALE OVIEDO		1			1
LITTLE FALLS HOSPITAL LABORATORY		1			1
BEAUMONT HOSPITAL			1	100%	1
ALOHA HOME CARE LLC DBA ACCENTCARE HOME HEALTH OF		1			1
NAPHCARE INC		1			1
YUMA REGIONAL MEDICAL CENTER			1	100%	1
BETHPAGE EXTENDED HOURS CENTER		1			1
PARK AVENUE PEDIATRICS PC		1			1
DE TAR HOSPITAL			1	100%	1
JACKSON MADISON CO. GEN. HOSPITAL			1	100%	1
SURGERY CENTER, THE			1	100%	1
OCCUPATIONAL HEALTH CENTER		1			1
BL DIAGNOSTICS LLC			1	100%	1
MEDONE URGENT CARE			1	100%	1
BOCA BIOLISTICS LLC			1	100%	1
CHP COVID-19 (TX)			1	100%	1
BROOKSVILLE REGIONAL HOSPITAL			1	100%	1
EAST TENNESSEE STATE UNIVERSITY		1			1
EH FARGO HOSPITAL LABORATORY			1	100%	1
LAKE LURE HEALTH CENTER			1	100%	1
FOUNTAINS OF HOPE LLC, THE		1			1
THE HEART HOSPITAL BAYLOR PLANO			1	100%	1
ACCURATE HEALTH SERVICES CORP			1	100%	1
MINUTECLINIC 7196		1			1
PCR DIAGNOSTICS			1	100%	1
QC LABORATORY			1	100%	1
DALLAS COUNTY HEALTH AND HUMAN SERVICES			1	100%	1

# COVID-19: testing by laboratory

Data through Nov 30, 2020 verified as of Dec 1, 2020 at 09:25 AM

Data in this report are provisional and subject to change.

The numbers in the table below represent the number of Florida and non-Florida residents for whom test results were received by the Department of Health. A person can be tested by more than one laboratory and can have both positive and negative results. **Therefore, the sum of the numbers in each column will be larger than the total number of people tested.**

Reporting lab	Inconclusive	Negative	Positive	Percent positive	Total
MEDEXPRESS - BLOOMIN BRANDS			1	100%	1
UNIVERSITY OF MARYLAND PATHOLOGY ASSOCIATES			1	100%	1
Greystone Health Care Center		1			1
SKYRIDGE CLINICAL ASSOCIATES		1			1
LONGWOOD PEDIATRICS LLC			1	100%	1
COASTAL SKIN SURGERY AND DERMATOLOGY PL		1			1
LINCOLN MEDICAL CENTER		1			1
CORPORATION OF AMERICA		1			1
ANY LAB TEST FAST CORP			1	100%	1
CARESPOT URGENT CARE		1			1
WARE EXPRESS CARE			1	100%	1
FAMILY PRACTICE ASSOCIATES		1			1
SOUTH DADE NURSING & REHABILITATION CENTER			1	100%	1
STUART SURGERY CENTER, LLC			1	100%	1
BLOOMINGDALE PEDIATRIC ASSOCIATES PA			1	100%	1
BAPTIST EMERGENCY HOSPITAL KELLY			1	100%	1
NEWTON MEMORIAL HOSPITAL		1			1
CVS MINUTE CLINIC DIAGNOSTIC PA #3060		1			1
Sanford Health & Rehabilitation			1	100%	1
LIFE CARE CENTER OF HILTON HEAD		1			1
SISTERS MISSION			1	100%	1
THE VILLAGES HEALTH			1	100%	1
WARD MEMORIAL HOSPITAL		1			1
MEDSTAR HEALTH URGENT CARE			1	100%	1
HEALTH FIRST MEDICAL GROUP LLC			1	100%	1
Senatobia Healthcare & Rehab		1			1
PANAMA PHARMACY			1	100%	1
SAINT ALPHONSUS REGIONAL MEDICAL CENTER			1	100%	1
The Ponce Therapy Care Center		1			1
PUBLIX PHARMACY #0332		1			1
DIXITKUMAR N MODI MD PA			1	100%	1
SANTA MONICA CA-UCLA MC			1	100%	1
CAH ACQUISITION COMPANY 11 LLC			1	100%	1
HOUSTON METHODIST HOSPITAL			1	100%	1
SPECTRUM LABORATORY			1	100%	1
CHILDREN'S MEDICAL GROUP		1			1
JACKSONVILLE STATEFL			1	100%	1
CHILDRENS SPECIALIST PEDIATRIC PULMMOLOGY &			1	100%	1
FAMILY CARE PARTNERS URGENT CARE LLC			1	100%	1
MEMORIAL HERMANN SOUTHWEST HOSPITAL			1	100%	1
WALGREENS #06025		1			1
PENSACOLA PATHOLOGY		1			1
ST. MARY MEDICAL CENTER		1			1
TERRELL URGENT CARE			1	100%	1
BEST MEDICAL CENTER		1			1
BUENA VIDA ESTATES			1	100%	1
GIFFORD MEMORIAL HOSPITAL		1			1



# COVID-19: testing by laboratory

Data through Nov 30, 2020 verified as of Dec 1, 2020 at 09:25 AM

Data in this report are provisional and subject to change.

The numbers in the table below represent the number of Florida and non-Florida residents for whom test results were received by the Department of Health. A person can be tested by more than one laboratory and can have both positive and negative results. **Therefore, the sum of the numbers in each column will be larger than the total number of people tested.**

Reporting lab	Inconclusive	Negative	Positive	Percent positive	Total
MOSAIC MEDICAL CENTER MARYVILLE			1	100%	1
RHODE ISLAND DEPARTMENT OF HEALTH			1	100%	1
Gulf Shore Care Center			1	100%	1
PARRISH MEDICAL GROUP			1	100%	1
VALLEY MEDICAL LABORATORY			1	100%	1
SMITH KLINE			1	100%	1
CELEBRATION FAMILY PHYSICIANS LLC			1	100%	1
ENCOMPASS HEALTH HOME HEALTH		1			1
NORTH FLORIDA CHILD DEVELOPMENT, INC			1	100%	1
ADVENT HEALTH APOPKA		1			1
COVID TESTING LLC			1	100%	1
PULSE MEDICAL GROUP INC			1	100%	1
THE INTERNAL MEDICAL GROUP		1			1
AUSTIN PUBLIC HEALTH			1	100%	1
OSCEOLA ALF OPERATOR, LLC DBA□		1			1
TENNESSEE VALLEY HCS			1	100%	1
SIGNATURE CARE MEMORIAL CITY			1	100%	1
CLEVELAND CLINIC IMAGING			1	100%	1
CYPRESS VILLAGE REHAB CENTER		1			1
REGIONAL MEDICAL CENTER BAYONET POINT			1	100%	1
UPMC NORTHWEST HOSPITAL			1	100%	1
GEORGETOWN URGENT CARE			1	100%	1
SPRINGHILL SENIOR RESIDENCE		1			1
UPSON REGIONAL MEDICAL CENTER			1	100%	1
The Palms Nursing and Rehabilitation		1			1
UNIVERSITY OF BALTIMORE WASHINGTON MEDICAL CENTER			1	100%	1
NORTH SHORE HEMATOLOGY-ONCOLOGY ASSOCIATES PC		1			1
LAKESIDE MEDICAL CENTER		1			1
EASTERN FLORIDA STATE COLLEGE – PALM BAY CAMPUS□			1	100%	1
Princeton Place			1	100%	1
FIU HEALTH CARE CENTER			1	100%	1
SKY RIDGE MEDICAL CENTER - MICRO			1	100%	1
SHAMRA MEDICAL LABORATORY			1	100%	1
Bayou Vista Community Care Center			1	100%	1
ACCESS FAMILY CARE LLC			1	100%	1
PRISMA HEALTH TUOMEY LABORATORY			1	100%	1
PANCARE HEALTH - VERNON ELEMENTARY			1	100%	1
COLLINS NURSING HOME		1			1
USF PHYSICIANS GROUP			1	100%	1
ALLEGANY COUNTY DEPARTMENT OF HEALTH		1			1
PROGRESSIVE MEDICAL RESEARCH			1	100%	1
PANCARE HEALTH - ALTHA PUBLIC			1	100%	1
MAYO CLINIC BEACHES PRIMARY CARE CTR		1			1
GENESIS MICROBIOLOGY LAB		1			1
DELAWARE DIAGNOSTICS LABS			1	100%	1
EASTMAN HEALTHCARE & REHAB		1			1
EAST NAPLES PEDIATRICS			1	100%	1

# COVID-19: testing by laboratory

Data through Nov 30, 2020 verified as of Dec 1, 2020 at 09:25 AM

Data in this report are provisional and subject to change.

The numbers in the table below represent the number of Florida and non-Florida residents for whom test results were received by the Department of Health. A person can be tested by more than one laboratory and can have both positive and negative results. **Therefore, the sum of the numbers in each column will be larger than the total number of people tested.**

Reporting lab	Inconclusive	Negative	Positive	Percent positive	Total
MANSFIELD MEDICAL LODGE			1	100%	1
San Antonio Residence and Rehabilitation Center		1			1
MARYLAND DEPARTMENT OF HEALTH AND MENTAL HYGIENE-LABORATORIES			1	100%	1
PHYSICIAN ASSOCIATES, LLC			1	100%	1
OCHSNER MEDICAL CENTER			1	100%	1
SAINT JOSEPHS HOSPITAL OF ATLANTA			1	100%	1
SHELBYVILLE HOSPITAL COMPANY		1			1
Chateau Living Center			1	100%	1
FLORIDA HOSPITAL LABORATORIES		1			1
HALIFAX HEALTH PRIMARY CARE			1	100%	1
ALPHA CLINICAL LABORATORY CORP.			1	100%	1
REEVES COUNTY HOSPITAL DISTRICT			1	100%	1
HEALTHQUEST, INC			1	100%	1
A.G. Rhodes		1			1
WHEATON FRANCISCAN LABORATORY			1	100%	1
WALKIN MEDICAL URGENT CARE,NEW CITY			1	100%	1
TRUMAN MEDICAL CENTER - HOSPITAL HILL			1	100%	1
URGENT DOC -NACOGODOCHES CLINIC			1	100%	1
BAYCARE OUTREACH LAB WH SOUTH			1	100%	1
MICHIGAN HEALTH CLINIC LABORATORIES		1			1
FLORIDA DEPARTMENT OF HEALTH PALM BEACH COUNTY			1	100%	1
ADVENTHEALTH EXPRESS CARE AT WALGREENS			1	100%	1
DOCTOR'S IN-HOUSE LAB/COMMUNITY HEALTH CENTERS OF PINELLAS – JOHNNIE R			1	100%	1
MEDICAL CITY NORTH HILLS			1	100%	1
SOLARIS HEALTHCARE PLANT CITY		1			1
BAYFRONT HEALTH - CONVENIENT CARE NORTHEAST			1	100%	1
MIDDLE TENN MENTAL HEALTH INSTITUTE		1			1
HUNTERS CREEK PEDIATRICS		1			1
STARLING AT NOCATEE			1	100%	1
COASTAL LABORATORIES OF FLORIDA			1	100%	1
MEDICAL ASSOCIATES OF PINELLAS - LAB			1	100%	1
SEATTLE-KING COUNTY			1	100%	1
UTAH DEPARTMENT OF HEALTH			1	100%	1
CONSOLIDATED			1	100%	1
LEHIGH PULMONARY ASSOCIATES			1	100%	1
NFRC CLINICAL LAB			1	100%	1
COMMONS AT ORLANDO LUTHERAN TOWERS SNF			1	100%	1
WALGREENS #5130			1	100%	1
Washington County Nursing H0me			1	100%	1
JOSHUA E CHESIR MD		1			1
BMC/NASSAU			1	100%	1
DOCTORS HEARING			1	100%	1
RAPID CITY REGIONAL HOSPITAL -579 ATTN. LABORATORY		1			1
RIVIERA BEACH HEALTH CENTER LAB			1	100%	1
GWINNETT MEDICAL CENTER			1	100%	1
CLIFTON-FINE HOSPITAL LABORATORY		1			1
FLORIDA HOSPITAL LAB			1	100%	1

# COVID-19: testing by laboratory

Data through Nov 30, 2020 verified as of Dec 1, 2020 at 09:25 AM

Data in this report are provisional and subject to change.

The numbers in the table below represent the number of Florida and non-Florida residents for whom test results were received by the Department of Health. A person can be tested by more than one laboratory and can have both positive and negative results. **Therefore, the sum of the numbers in each column will be larger than the total number of people tested.**

Reporting lab	Inconclusive	Negative	Positive	Percent positive	Total
Long Beach Care Center			1	100%	1
Bolingreen Health and Rehabilitation		1			1
WALKONCLINIC			1	100%	1
PARKLAND HEALTH & HOSPITAL			1	100%	1
APEX HOME HEALTH CARE		1			1
MID-FLORIDA CANCER CENTERS		1			1
TAMPA INTERNATIONAL AIRPORT			1	100%	1
CENTRAL DUPAGE HOSPITAL			1	100%	1
ST. VINCENT HOSPITAL			1	100%	1
CARESOUTH HHA HOLDINGS OF THE TREASURE COAST LLC			1	100%	1
CROSS CREEK HEALTH CARE		1			1
MINUTECLINIC DIAGNOSTIC OF VIRGINIA, LLC #1656		1			1
EXPRESS LAB LIVINGSTON			1	100%	1
MEMORIAL HERMANN			1	100%	1
NORTH RIVER FAMILY HEALTH CENTER			1	100%	1
MY URGENT CARE CLINIC			1	100%	1
MIDLAND MEMORIAL HOSPITAL			1	100%	1
MD NOW URGENT CARE			1	100%	1
UMHC HOLLYWOOD LABORATORY			1	100%	1
UHEALTH CORAL SPRINGS			1	100%	1
WESTOX LABS		1			1
WESTON COUNTY HEALTH SERVICES			1	100%	1
ALTA BATES SUMMIT MEDICAL CENTER CLINICAL LAB			1	100%	1
FLORIDA DEPARTMENT OF HEALTH SEMINOLE COUNTY		1			1
ASSOCIATESMD MEDICAL GROUP INC			1	100%	1
PEDIATRIC HEALTH CARE ALLIANCE, NORTH SIDE			1	100%	1
PALMA CEIA MED GROUP-SWANN		1			1
LIGHTHOUSE PEDIATRICS OF NAPLES			1	100%	1
CLAYMED OF NORTH FLORIDA			1	100%	1
PRIMARY CARE MEDICINE			1	100%	1
ManorCare Rehabilitation Center- Decatur		1			1
DONALSONVILLE HOSPITAL			1	100%	1
CARE POINT HEALTH AND WELLNESS CENTER		1			1
POUDRE VALLEY HOSPITAL			1	100%	1
COMMUNITY MEDICAL AND DENTAL CARE INC		1			1
FLORIDA DEPARTMENT OF HEALTH WASHINGTON COUNTY		1			1
DOCTORS HOSPITAL OF LAREDO			1	100%	1
BAPTIST HOSPITAL OF MIAMI MCI BROWARD LABORATORY			1	100%	1
BAYCARE MEDICAL GROUP INC			1	100%	1
Florida Clinical Laboratory			1	100%	1
PEDIATRIC ASSOCIATES - MIAMI LAKES		1			1
QUALITY LAB			1	100%	1
Florida Baptist Retirement Center		1			1
BERKSHIRE MEDICAL CENTER			1	100%	1
ST MARY'S OF SAGINAW		1			1
FLORIDA DEPARTMENT OF HEALTH (FDOH)			1	100%	1
PASCO COUNTY HEALTH DEPARTMENT			1	100%	1

# COVID-19: testing by laboratory

Data through Nov 30, 2020 verified as of Dec 1, 2020 at 09:25 AM

Data in this report are provisional and subject to change.

The numbers in the table below represent the number of Florida and non-Florida residents for whom test results were received by the Department of Health. A person can be tested by more than one laboratory and can have both positive and negative results. **Therefore, the sum of the numbers in each column will be larger than the total number of people tested.**

Reporting lab	Inconclusive	Negative	Positive	Percent positive	Total
ADVANCED MEDICAL LABORATORIES (AML)			1	100%	1
SOUTHWOOD NURSING & RETIREMENT CENTER		1			1
SOUTH LAKE FAMILY HEALTH CENTER			1	100%	1
GAMMA HEALTHCARE, INC		1			1
CVS HEALTH, #2043		1			1
INTEGRITY CLINICAL RESEARCH CENTER INC			1	100%	1
TERENCE B MITCHELL MD, INC			1	100%	1
HILTON HEAD HOSPITAL/INPATIENT			1	100%	1
Mountain View Manor			1	100%	1
ST. LUCIE COUNTY HEALTH DEPARTMENT		1			1
DEPARTMENT OF HEALTH AND ENVIRONMENTAL CONTROL			1	100%	1
GUARDANT HEALTH		1			1
FRESENIUS KIDNEY CARE FORT WALTON BEACH			1	100%	1
HYDE PARK MEDICAL CENTER		1			1
NORTH CAROLINA STATE LABORATORY OF PUBLIC HEALTH, SPECTRUM LAB NETWORK			1	100%	1
MINUTE CLINIC			1	100%	1
CARE STATION MEDICAL GROUP		1			1
MEDEXPRESS URGENT CARE - BLUEFIELD			1	100%	1
ST. PETERSBURG PEDIATRICS- 38TH AVENUE			1	100%	1
BIODORON LABORATORIES			1	100%	1
CLEVELAND HEARTLAB			1	100%	1
SIGNATURE CARE COLLEGE STATION			1	100%	1
FAMILY CARE			1	100%	1
MOUNT SINAI MEDICAL CENTER AVENTURA ER			1	100%	1
ORLANDO FAMILY MEDICAL INC		1			1
FAMILY MEDICAL CENTERS			1	100%	1
MID FLORIDA COMMUNITY SERVICES			1	100%	1
KENTUCKY CABINET FOR HEALTH AND FAMILY SERVICES			1	100%	1
MOORE CLINICAL RESEARCH INC			1	100%	1
SIGNATURE CARE MIDLAND			1	100%	1
LAKEVIEW REGIONAL HOSPITAL			1	100%	1
PUBLIC HEALTH TRUST OF MIAMI DADE COUNTY			1	100%	1
ELITE CARE			1	100%	1
ST. JOHN HOSPITAL & MEDICAL CENTER			1	100%	1
DERMDX, DIV OF AURORA DIAGNOSTICS/BERNHARDT LAB		1			1
EAST FL CORE LAB			1	100%	1
STEWART MELBOURNE HOSPITAL, INC			1	100%	1
LABRADOR PRIMARY CARE CENTER			1	100%	1
ADIRONDACK MEDICAL CENTER		1			1
TMH CANCER CENTER LABORATORY			1	100%	1
CONWAY MEDICAL CENTER			1	100%	1
MEDEXPRESS URGENT CARE - LAKELAND			1	100%	1
The Pines at Poughkeepsie Center for Nursing and Rehabilitation		1			1
HEART HOSPITAL OF LAFAYETTE: EMERGENCY ROOM			1	100%	1
TAMPA GENERAL MEDICAL GROUP LABORATORY HEALTHPARK			1	100%	1
ADVENTHEALTH NEW SMYRNA BEACH COMMUNITY HEALTH			1	100%	1
Portsmouth Health and Rehab			1	100%	1

# COVID-19: testing by laboratory

Data through Nov 30, 2020 verified as of Dec 1, 2020 at 09:25 AM

Data in this report are provisional and subject to change.

The numbers in the table below represent the number of Florida and non-Florida residents for whom test results were received by the Department of Health. A person can be tested by more than one laboratory and can have both positive and negative results. **Therefore, the sum of the numbers in each column will be larger than the total number of people tested.**

Reporting lab	Inconclusive	Negative	Positive	Percent positive	Total
ASPIRUS RIVERVIEW HOSPITAL & CLINICS INC		1			1
MINUTE CLINIC OF KANSAS PA			1	100%	1
KENILWORTH CARE & REHABILITATION CENTER			1	100%	1
CARTERSVILLE MEDICAL CENTER			1	100%	1
Vi at Aventura		1			1
LIBERTY HEALTH CENTER			1	100%	1
PELICAN STATE OUTPATIENT CENTER			1	100%	1
NEW YORK CITY DEPARTMENT OF HEALTH			1	100%	1
MID-FLORIDA PATHOLOGY LLC		1			1
SENIOR LIVING IV SUN CITY LLC		1			1
FLORIDA HOSPITAL TRANSPLANT CENTER		1			1
VILLAGES HEALTH SYSTEM, LLC, THE			1	100%	1
MIDDLEBURG PEDIATRICS			1	100%	1
PROPATH			1	100%	1
ALLIED PHYSICIANS GROUP		1			1
WINDSOR MANOR			1	100%	1
LEON MEDICAL CENTERS, LLC			1	100%	1
CLEVELAND CLINIC OHIO LABORATORIES			1	100%	1
OAKMONT WEST- GREENVILLE SC		1			1
SPARTANBURG REGIONAL MEDICAL CENTER			1	100%	1
INTERNATIONAL MEDICAL LABORATORY INC		1			1
STATE OF FLORIDA			1	100%	1
PROVIDENCE ST PETER HOSPITAL		1			1
PHYSICIANS IMMEDIATE CARE ELGIN			1	100%	1
DIAGNOSTIC & MEDICAL SPECIALISTS OF GREENWICH		1			1
TENNOVA HEALTHCARE - CLEVELAND			1	100%	1
PENINSULA REGIONAL MED CTR LAB			1	100%	1
Garden View Care Center at Dougherty Ferry		1			1
WEST VIRGINIA UNIVERSITY HOSPITALS			1	100%	1
PEDIATRIC HEALTHCARE ALLIANCE PA			1	100%	1
PUBLIX PHARMACY #1114			1	100%	1
SOUTH FLORIDA URGENT CARE CENTERS, LLC			1	100%	1
CONSULATE HEALTH CARE OF VERO BEACH			1	100%	1
TEXAS HEALTH ARLINGTON MEMORIAL		1			1
HAMILTON CHD		1			1
NORTH BROWARD MEDICAL CENTER			1	100%	1
WOODLAND TOWERS			1	100%	1
PRECISION CLINICAL RESEARCH			1	100%	1
RCP OF MEMORIAL WEST			1	100%	1
CLEAR LAKE REGIONAL MEDICAL CENTER			1	100%	1
BROOKS REHAB			1	100%	1
ORMOND BEACH URGENT CARE			1	100%	1
SUMMER VISTA ASSISTED LIVING		1			1
VILLAGES REHABILITATION AND NURSING CENTER		1			1
TMH PHYSICIAN PARTNERS SOUTHWOOD			1	100%	1
FLAGLER COUNTY BOARD OF COUNTY COMMISSIONERS			1	100%	1
LAREDO EMERGENCY ROOM			1	100%	1

# COVID-19: testing by laboratory

Data through Nov 30, 2020 verified as of Dec 1, 2020 at 09:25 AM

Data in this report are provisional and subject to change.

The numbers in the table below represent the number of Florida and non-Florida residents for whom test results were received by the Department of Health. A person can be tested by more than one laboratory and can have both positive and negative results. **Therefore, the sum of the numbers in each column will be larger than the total number of people tested.**

Reporting lab	Inconclusive	Negative	Positive	Percent positive	Total
MOUNT SINAI COMPREHENSIVE CANCER CENTER			1	100%	1
ST CATHERINE HOSPITAL LABORATORY			1	100%	1
ROYAL CARE OF AVON PARK			1	100%	1
SANTA CLARA VALLEY MEDICAL CENTER			1	100%	1
STEWART FLORIDA ALF, INC			1	100%	1
GREENTREE MEDICAL CENTER			1	100%	1
CHRISTIANA HOSPITAL		1			1
METHODIST MANSFIELD MEDICAL CENTER			1	100%	1
MINUTE CLINIC DIAGNOSTICS OF IN, LLC #6252		1			1
ALL PEDIATRIC CARE PA			1	100%	1
UMASS MEMORIAL/MARLBORO HOSPITAL			1	100%	1
FLORHAM PARK ENDOSCOPY CENTER		1			1
RIVERSIDE MEDICAL CENTER		1			1
STANDIFER PLACE		1			1
PALMS OF FT MYERS,THE			1	100%	1
SPRINGBROOK HOSPITAL			1	100%	1
Heartland Healthcare Center Boca Raton			1	100%	1
USC VERDUGO HILLS HOSPITAL			1	100%	1
FORT LOUDOUN PRIMARY CARE		1			1
NORTH PINELLAS CHILDRENS MEDICAL CENTER INC			1	100%	1
FLORIDA FAMILY LABORATORY		1			1
PRACTITIONERS IN MOTION			1	100%	1
MDS PHARMA SERVICES		1			1
DEPT OF VA MEDICAL CENTER - MIAMI			1	100%	1
ROCKWALL URGENT CARE			1	100%	1
NCHMD INC			1	100%	1
VIRTUA WEST JERSEY HOSPITAL		1			1
MORGAN STANELY HEALTH CENTER		1			1
TREASURE COAST PRIMARY CARE		1			1
FLORIDA DIGESTIVE AND LIVER SPECIALISTS			1	100%	1
HARRIS URGENT CARE CENTER			1	100%	1
FREEPORT ER DOX URGENT CARE		1			1
NYC PUBLIC HEALTH LABS			1	100%	1
CLERMONT PEDIATRICS, PA			1	100%	1
ALL CARE URGENT CARE			1	100%	1
WEST COAST PEDIATRICS			1	100%	1
JOHNSON & JOHNSON VISION CARE-VISTAKON			1	100%	1
Brio of Johnston		1			1
LUTHERAN HAVEN ASSISTED LIVING		1			1
WINTER GARDEN CHILDREN'S HEALTH CENTERS			1	100%	1
ORDRS, INC.			1	100%	1
LILY PHARMACY		1			1
VETERANS AFFAIRS MEDICAL CENTER - EAST ORANGE			1	100%	1
FAIRVIEW SOUTHDALE			1	100%	1
RIVERSIDE METHODIST HOSPITAL LAB			1	100%	1
MEMORIAL HEALTH UNIVERSITY MEDICAL CENTER			1	100%	1
LAWRENCE GENERAL HOSPITAL			1	100%	1



# COVID-19: testing by laboratory

Data through Nov 30, 2020 verified as of Dec 1, 2020 at 09:25 AM

Data in this report are provisional and subject to change.

The numbers in the table below represent the number of Florida and non-Florida residents for whom test results were received by the Department of Health. A person can be tested by more than one laboratory and can have both positive and negative results. **Therefore, the sum of the numbers in each column will be larger than the total number of people tested.**

Reporting lab	Inconclusive	Negative	Positive	Percent positive	Total
BRIGHAM AND WOMEN'S HOSPITAL			1	100%	1
SHANNON CLARK OD, PA			1	100%	1
SOUTHWEST FLORIDA DIVISION LAB			1	100%	1
TAMPA URGENT CARE			1	100%	1
AFFILIATED LABORATORIES INC			1	100%	1
CHOTA COMMUNITY HEALTH SERVICES		1			1
PALM BEACH COUNTY HEALTH DEPT.			1	100%	1
CARE CENTERS OF NASSAU, LLC - HENDRICKS RD		1			1
POETS WALK SARASOTA			1	100%	1
MEA PRIMARY CARE PLUS BYRAM			1	100%	1
MED TECH SERVICES OF PALM BEACH INC		1			1
CVA MINUTE CLINIC DIAGNOSTIC OF VIRGINIA, LLC		1			1
BRANDON REGIONAL EMERGENCY CTR			1	100%	1
CARESPOT EXPRESS HEALTHCARE BOYNTON BEACH			1	100%	1
MEDICAL ASSOCIATES OF BREVARD LLC		1			1
MILFORD REGIONAL HOSPITAL			1	100%	1
ELMHURST MEMORIAL HOSPITAL			1	100%	1
SIGNATURE CARE LEWISVILLE-EMERGENCY CENTER			1	100%	1
CITRONELLE HEALTH AND REHABILITATION CENTER		1			1
ADVENTHEALTH PHYSICIAN GROUP - APPLEWOOD			1	100%	1
DYNAMIC HEALTH CENTERS INC			1	100%	1
HAYS CLINICAL LAB			1	100%	1
FALKVILLE HEALTHCARE		1			1
HAWAII DEPARTMENT OF HEALTH LAB			1	100%	1
ADVENTHEALTH HOSPICE CARE CENTRAL FLORIDA		1			1
OMAHA VA MEDICAL CENTER			1	100%	1
VA PRIMARY CARE ANNEX			1	100%	1
CAROMONT HEALTH			1	100%	1
MEDIC INFUSION PA		1			1
Ramsey Village		1			1
POPLAR HEALTHCARE			1	100%	1
Seal Rock Healthcare		1			1
DUKE UNIVERSITY POINT OF CARE TESTING PROGRAM			1	100%	1
LAKE COMMUNITY ACTION AGENCY		1			1
HEALTH ALLIANCE			1	100%	1
TMH PHYSICIAN PARTNERS BLOUNTSTOWN			1	100%	1
CATHEDRAL GERONTOLOGY CENTER DBA CATHEDRAL CARES			1	100%	1
WIREGRASS MEDICAL CENTER			1	100%	1
WHITE-WILSON MEDICAL CENTER - FORT WALTON BEACH			1	100%	1
SAINT JOSEPH'S HOSPITAL AND MEDICAL CENTER		1			1
DISCOVERY AT HOME, LLC			1	100%	1
IVAN, MAYA			1	100%	1
ALLIANCE LABORATORY SERVICES			1	100%	1
BIOMAT USA			1	100%	1
HENRICO DOCTOR'S LABORATORY			1	100%	1
POMONA VALLEY COMMUNITY HOSPITAL			1	100%	1
COBLESKILL REGIONAL HOSPITAL		1			1

# COVID-19: testing by laboratory

Data through Nov 30, 2020 verified as of Dec 1, 2020 at 09:25 AM

Data in this report are provisional and subject to change.

The numbers in the table below represent the number of Florida and non-Florida residents for whom test results were received by the Department of Health. A person can be tested by more than one laboratory and can have both positive and negative results. **Therefore, the sum of the numbers in each column will be larger than the total number of people tested.**

Reporting lab	Inconclusive	Negative	Positive	Percent positive	Total
Tremont Health & Rehabilitation Center		1			1
LABONE		1			1
ROYAL PALM PEDIATRICS			1	100%	1
ST VINCENT'S AMBULATORY CARE INC			1	100%	1
HOLLAND COMMUNITY HOSPITAL		1			1
ASHLEY CLINICAL DIAGNOSTIC LABORATORY			1	100%	1
BOONE DRUG & HEALTHCARE AT DEERFIELD			1	100%	1
OCALA REGIONAL DIALYSIS- NORTH			1	100%	1
RIVERSIDE COUNTY PUBLIC HEALTH LABORATORY			1	100%	1
SUMMERFIELD PAIN MANAGEMENT			1	100%	1
ADVANCED RESEARCH AND DIAGNOSTIC LABORATORY UNIVERSITY OF MINNESOTA			1	100%	1
HEARTLAND REGIONAL MEDICAL CENTER		1			1
THE PATHOLOGY LABORATORY		1			1
ST JOHNS EPISCOPAL HOSPITAL SOUTH SHORE		1			1
PALM COAST DRAW STATION/AMERICAN HEALTH ASSOCIATES		1			1
JOHN D. ARCHBOLD MEMORIAL HOSPITAL			1	100%	1
FLORIDA MEDICAL ASSOCIATES LLC			1	100%	1
CAREHERE HUDSON BAY			1	100%	1
Village Crest Center for Health & Rehabilitation		1			1
MEDICAL UNIVERSITY SC HOSPITAL			1	100%	1
NORTHEAST PEDIATRICS			1	100%	1
MADISON AT OVIEDO			1	100%	1
CAREWELL JW - WORCESTER LNC			1	100%	1
NEW ERA COMMUNITY HEALTH CENTER LLC		1			1
ADVENT HEALTH - OWASA			1	100%	1
FLORIDA HEALTH CARE PLANS STIRLING CENTER			1	100%	1
BEAUFORT MEMORIAL			1	100%	1
SHARON REGIONAL MEDICAL CENTER			1	100%	1
THE CHILDREN'S HOSPITAL OF PHILADELPHIA		1			1
NORTH SHORE HEMATOLOGY-ONCOLOGY ASSOCI		1			1
CAREWELL URGENT CARE FITCHBURG			1	100%	1
UNIVERSITY HOSPITALS OF CLEVELAND			1	100%	1
PM PEDIATRICS OF SELDEN PLLC		1			1
ADVANCE MD CARE			1	100%	1
ENZO LABS INC			1	100%	1
INDIAN RIVER CLINICAL LABORATORY, INC.		1			1
LATCHER LABORATORY OF A O FOX MEMORIAL		1			1
UNIVERSITY URGENT CARE			1	100%	1
MINNESOTA DEPARTMENT OF HEALTH LABORATORY			1	100%	1
HEALTH PLUS SUNRISE MEDICAL OFFICE			1	100%	1
ORLANDO FAMILY PHYSICIANS			1	100%	1
LABORATORIO MEDICO CENTRAL CONDOMINO MD			1	100%	1
MINUTECLINIC DIAG OF IND, LLC #6553		1			1
IZ MEDICAL		1			1
EAST COAST INSTITUTE FOR RESEARCH LLC			1	100%	1
REFERENCE LABORATORY			1	100%	1
JS HEALTHCARE			1	100%	1



# COVID-19: testing by laboratory

Data through Nov 30, 2020 verified as of Dec 1, 2020 at 09:25 AM

Data in this report are provisional and subject to change.

The numbers in the table below represent the number of Florida and non-Florida residents for whom test results were received by the Department of Health. A person can be tested by more than one laboratory and can have both positive and negative results. **Therefore, the sum of the numbers in each column will be larger than the total number of people tested.**

Reporting lab	Inconclusive	Negative	Positive	Percent positive	Total
PROGENESIS INC			1	100%	1
QUALITY CLINICAL LAB LLC			1	100%	1
HEALTHPARK MEDICAL CTR NURSING SVC		1			1
BAPTIST HEALTH SURGERY CENTER			1	100%	1
AZALEALAND NURSING HOME		1			1
ADVENTHEALTH IMAGING LAKE NONA			1	100%	1
Hialeah Nursing And Rehabilitation Center			1	100%	1
LOYOLA UNIVERSITY MEDICAL CENTER LABORATORY			1	100%	1
LISTENING DOCTOR PLLC, THE			1	100%	1
FAYETTE MEDICAL CENTER LAB		1			1
LOPEZ		1			1
EXPEDIAN URGENT CARE			1	100%	1
SOLARIS HEALTHCARE BAYONET POINT			1	100%	1
Manassas Health & Rehab			1	100%	1
BEAUMONT REFERENCE LABORATORY			1	100%	1
MONMOUTH MEDICAL CENTER		1			1
Medicalodges Neosho			1	100%	1
HIGHLAND PARK LAKEWOOD PRESTON HOLLOW			1	100%	1
RAMBAM URGENT CARE			1	100%	1
OCEAN MEDICAL CENTER		1			1
LIFELINK OF FLORIDA			1	100%	1
ARBOR TERRACE SAN JOSE LLC		1			1
CARENOW URGENT CARE-WEST END		1			1
SPECIALTY DRUG TESTING			1	100%	1
SONATA BOCA RATON		1			1
METROHEALTH SYSTEM			1	100%	1
WESTWOOD NURSING & REHAB		1			1
HORIZON MEDICAL CENTER			1	100%	1
UNIVERSITY OF IOWA HOSPITALS & CLINICS			1	100%	1
FALMOUTH BY THE SEA			1	100%	1
MAYO CLINICAL LABORATORIES		1			1
DASCENA LAB			1	100%	1
SUPERKIDS PEDIATRICS			1	100%	1
ST JUDE LABORATORIES		1			1
URGENT CARE AND SURGERY CENTER			1	100%	1
FLAGLER PROFESSIONAL HEALTH CARE SERVICES INC		1			1
GOLDING-GRANADO MEDICAL ASSOCIATES		1			1
PRIMEX CLINICAL LABORATORIES INC			1	100%	1
STANFORD HEALTH CARE ANATOMIC PATHOLOGY & CLINICAL LAB			1	100%	1
DUKE HEALTH REGIONAL HOSPITAL			1	100%	1
OLEAN GENERAL HOSPITAL		1			1
OAK HAVEN REHAB AND NURSING CENTER			1	100%	1
MAYO CLINIC OUTPATIENT DIALYSIS CENTER			1	100%	1
NORTHSIDE HOSPITAL DULUTH			1	100%	1
CLEVELAND CLINIC FLORIDA			1	100%	1
SCIENCE CARE			1	100%	1
LUMICO LIFE INSURANCE COMPANY		1			1

# COVID-19: testing by laboratory

Data through Nov 30, 2020 verified as of Dec 1, 2020 at 09:25 AM

Data in this report are provisional and subject to change.

The numbers in the table below represent the number of Florida and non-Florida residents for whom test results were received by the Department of Health. A person can be tested by more than one laboratory and can have both positive and negative results. **Therefore, the sum of the numbers in each column will be larger than the total number of people tested.**

Reporting lab	Inconclusive	Negative	Positive	Percent positive	Total
MID FLORIDA BIOLOGICALS			1	100%	1
BUFFALO VAMC			1	100%	1
CALIFORNIA DIVISION OF COMMUNICABLE DISEASE CONTROL			1	100%	1
ATHENA PLASTIC SURGERY		1			1
CARE ONE OF FLORIDA LLC			1	100%	1
FORT MYERS REHABILITATION AND NURSING CENTER		1			1
KANA MEDICAL			1	100%	1
SANITAS RESEARCH LLC			1	100%	1
DOCTORS MEMORIAL HOSP HOME HEALTH CARE		1			1
SYNERGENE LABORATORY			1	100%	1
ARIZA WELLNESS CARE LLC			1	100%	1
URGENT CARE OF FORT LAUDERDALE INC			1	100%	1
INNOVATIVE COVID-DIVERSEY			1	100%	1
CARE ONE PRIMARY CARE			1	100%	1
GOSHEN HOSPITAL			1	100%	1
EXPRESS CARE OF THE SHOALS		1			1
Douglas County Health Center		1			1
GRAND VIEW HOSPITAL			1	100%	1
WANTAGH URGENT CARE		1			1
MCH PHYSICIANS GROUP			1	100%	1
CVS MINUTE CLINIC DIAGNOSTIC OF VIRGINIA		1			1
ST GERARD'S COMMUNITY OF CARE		1			1
WALGREENS #01398			1	100%	1
Glen Oaks Health and REhabilitation		1			1
Valley Center (WV)			1	100%	1
HEALTHCARE FOR THE HOMELESS			1	100%	1
INFECTION CONTROL DEPT			1	100%	1
FAIRFIELD MEDICAL CENTER			1	100%	1
SHEEPSHEAD BAY URGENT CARE		1			1
LABORATORIO BUENA SALUD			1	100%	1
CSL PLASMA LAB			1	100%	1
PATHOLOGYT & LAB MEDICINE SERVICES			1	100%	1
PROGRESSIVE MEDICAL LAB LLC			1	100%	1
BAPTIST HOSPITAL LABORATORY			1	100%	1
MISSION HOSPITAL			1	100%	1
MERITER LABORATORIES			1	100%	1
SHANDS JACKSONVILLE CLINICAL CENTER			1	100%	1
LEGACY ER & URGENT CARE - FRISCO WEST			1	100%	1
MID - FLORIDA PATHOLOGY LLC			1	100%	1
CVS MINUTE CLINIC DIAGNOSTIC OF TEXAS LLC		1			1
SPRINGFIELD HOSPITAL			1	100%	1
Harris Hill Nursing Facility		1			1
HOWELL BRANCH COURT			1	100%	1
MEDICAL CLINIC OF HOUSTON			1	100%	1
COMMUNICABLE DISEASE CONTROL/PUBLIC HEALTH EMERGENCY PREPAREDNESS			1	100%	1
ROCKLEDGE HEALTH & REHABILITATION CENTER			1	100%	1
FAMILY MEDICINE AT WINTER PARK			1	100%	1

# COVID-19: testing by laboratory

Data through Nov 30, 2020 verified as of Dec 1, 2020 at 09:25 AM

Data in this report are provisional and subject to change.

The numbers in the table below represent the number of Florida and non-Florida residents for whom test results were received by the Department of Health. A person can be tested by more than one laboratory and can have both positive and negative results. **Therefore, the sum of the numbers in each column will be larger than the total number of people tested.**

Reporting lab	Inconclusive	Negative	Positive	Percent positive	Total
SERENADES BY SONATA		1			1
PREMIER PEDIATRICS			1	100%	1
MARINA DEL REY HOSPITAL LAB			1	100%	1
MACCLENNY NURSING AND REHAB			1	100%	1
Crowne Place Assisted Living		1			1
ARNOLD PALMER HOSPITAL LAB POCT		1			1
MEDFAST URGENT CARE CENTERS, LLC		1			1
DOCTORS CARE - GREER		1			1
University Plaza Rehabilitation and Nursing			1	100%	1
ONE MEDICAL GROUP		1			1
BASCOM PALMER-MICRO LAB			1	100%	1
Metairie Healthcare Center			1	100%	1
TWIN			1	100%	1
MRMC LAB MICRO			1	100%	1
NEW YORK PRESBYTERIAN HOSPITAL			1	100%	1
Cornerstone at the Ranch		1			1
MEDICAL CENTER OF THE ROCKIES			1	100%	1
JUPITER PEDIATRIC ASSOCIATES, PA			1	100%	1
SMITH NORTHVIEW HOSPITAL LAB			1	100%	1
IDAHO HEALTH DEPARTMENT			1	100%	1
Oakview Manor Health and Rehab		1			1
COMMONWEALTH OF VIRGINIA DIVISION OF CONSOLIDATED LABORATORY SERVICES			1	100%	1
THOMAS HOSPITAL			1	100%	1
UF KANAPAHA LAB BEAKER		1			1
Sherwood Oaks Health Center			1	100%	1
OHIO HEALTH DOCTORS HOSPITAL			1	100%	1
HANCOCK REGIONAL HOSPITAL		1			1
CENTRAL FLORIDA PEDIATRIC URGENT CARE LLC			1	100%	1
UF HEALTH THE VILLAGES			1	100%	1
XSTREMEMD			1	100%	1
SELF REGIONAL HEALTHCARE			1	100%	1
UNIVERSITY OF NORTH CAROLINA HOSPITALS			1	100%	1
BELLE GLADES HEALTH CLINIC			1	100%	1
URGENT MED INC		1			1
ESOTERIC LAB			1	100%	1
SPECTRUM LUDINGTON			1	100%	1
TARPON BAYOU CENTER			1	100%	1
CINNAMON COVE ALF		1			1
JUPITER MEDICAL CENTER URGENT CARE - STUART			1	100%	1
ASCENSION ST VINCENT'S MEDICAL CENTER			1	100%	1
Autumn Care of Suffolk		1			1
VIERA HEALTH AND REHABILITATION CENTER			1	100%	1
FLORIDA EPIDEMIOLOGY PROGRAM			1	100%	1
MARYLAND DEPARTMENT OF HEALTH AND MENTAL HYGIENE			1	100%	1
PSL JAX BEACH OPERATIONS LLC			1	100%	1
DEACONESS URGENT CARE CENTER			1	100%	1
The Crossroads		1			1

# COVID-19: testing by laboratory

Data through Nov 30, 2020 verified as of Dec 1, 2020 at 09:25 AM

Data in this report are provisional and subject to change.

The numbers in the table below represent the number of Florida and non-Florida residents for whom test results were received by the Department of Health. A person can be tested by more than one laboratory and can have both positive and negative results. **Therefore, the sum of the numbers in each column will be larger than the total number of people tested.**

Reporting lab	Inconclusive	Negative	Positive	Percent positive	Total
PROFESSIONAL HEALTH EXAMINERS			1	100%	1
INNOVATIVE HEALTH DIAGNOSTIC OF CALIFORNIA			1	100%	1
MIAMI-DADE COUNTY HEALTH DEPT.		1			1
MAINE HEALTH AND ENVIRONMENTAL TESTING LABORATORY			1	100%	1
NEMOURS CHILDREN'S PRIMARY CARE, ST CLOUD			1	100%	1
ST PETE DIRECT PRIMARY CARE		1			1
Garden Isle Healthcare and Rehabilitation Center		1			1
INTERNAL MEDICINE & PEDIATRICS OF TAMPA BAY PA			1	100%	1
INTEGRATED GENETICS SEQUENOM		1			1
NORTON HEALTHCARE			1	100%	1
ADVANCED LABORATORY SERVICES			1	100%	1
ADVANCED URGENT CARE OF MARATHON			1	100%	1
SUSAN F. WILLIAMS M.D., P.A.			1	100%	1
Buena Vista Care Center		1			1
Diversicare of Smyrna		1			1
AMD			1	100%	1
OCALA FAMILY MEDICAL CENTER		1			1
WILTON MANORS HEALTH & REHABILITATION CENTER			1	100%	1
OVIEDO CHILDRENS HEALTH CENTER LLC		1			1
HARDEE COUNTY FIRE RESCUE		1			1
LRGHEALTHCARE		1			1
HEALTH CARE SERVICES LC			1	100%	1
ROAN DRUG COMPANY LLC		1			1
Dulles Health and Rehab Center		1			1
NDX-CORE LAB			1	100%	1
NORTHCREST MEDICAL CENTER			1	100%	1
Good Samaritan Society - Albion		1			1
DOCS URGENT CARE			1	100%	1
Good Samaritan Society-Blackduck		1			1
HENRY FORD WEST BLOOMFIELD HOSPITAL			1	100%	1
MID-FLORIDA PATHOLOGY LLC - MOBILE UNIT # 3			1	100%	1
HELEN HAYES HOSPITAL LABORATORY		1			1
FLORIDA HOSPITAL ORMOND BEACH			1	100%	1
FLORIDA DEPARTMENT OF HEALTH IN LEE COUNTY			1	100%	1
Redwood Springs Healthcare			1	100%	1
BRISTOL REGINAL MEDICAL CENTER			1	100%	1
MINUTECLINIC DIAGNOSTIC OF NORTH CAROLINA PC #5341		1			1
FLORIDA HEART AND VASCULAR MULTISPECIALTY GROUP PA			1	100%	1
ST. MICHAEL'S ELITE HOSPITAL			1	100%	1
BLACK STALLION WALK IN AND EXERCISE CLINICS LLC		1			1
GSM OCED Subsection			1	100%	1
US LABORATORIES			1	100%	1
HARDIN MEMORIAL HOSPITAL - HEARTLAND PATHOLOGY CONSULTANTS			1	100%	1
LABORATORY COPRORATION OF AMERICA			1	100%	1
TREASURE COAST MEDICAL CONCIERGE LLC			1	100%	1
CORNERSTONE OF RECOVERY INC		1			1
CLINICAL TRIALS OF TAMPA LLC		1			1

# COVID-19: testing by laboratory

Data through Nov 30, 2020 verified as of Dec 1, 2020 at 09:25 AM

Data in this report are provisional and subject to change.

The numbers in the table below represent the number of Florida and non-Florida residents for whom test results were received by the Department of Health. A person can be tested by more than one laboratory and can have both positive and negative results. **Therefore, the sum of the numbers in each column will be larger than the total number of people tested.**

Reporting lab	Inconclusive	Negative	Positive	Percent positive	Total
CLINCLOUD, LLC			1	100%	1
ST. LUKE'S HOSPITAL - BETHLEHEM CAMPUS		1			1
KEY WEST BRANCH MEDICAL CLINIC			1	100%	1
BARRINGTON TERRACE NAPLES			1	100%	1
CHRISTUS SPOHN HOSPITAL			1	100%	1
ARIZONA STATE LABORATORY			1	100%	1
BREVARD FAMILY WALK IN CLINIC			1	100%	1
MINUTECLINIC LLC #5157			1	100%	1
BEAUMONT HOSPITAL, GROSSE POINTE			1	100%	1
ADVANCED URGENT CARE PLLC		1			1
GIBSON AREA PRIMARY CARE			1	100%	1
HOUSTON DEPARTMENT OF HEALTH AND HUMAN SERVICES			1	100%	1
UMASS MEMORIAL MEDICAL CENTER, INC		1			1
CLUB HEALTH AND REHABILITATION CENTER, THE		1			1
BREVARD HEALTH ALLIANCE INC, THE			1	100%	1
Avera Sr. James Care Center		1			1
WEST COAST CLINICAL LABS INC			1	100%	1
AUGUSTA HEALTH CLINICAL LABORATORY			1	100%	1
OMNICARE PHARMACY OF TEXAS 1, LP		1			1
MEDICAL CENTER OF CENTRAL GEORGIA			1	100%	1
EDGAR PRICE FAMILY & CHILDREN HEALTHCARE CENTER			1	100%	1
ORMC-ARDEN/EOI			1	100%	1
VAULT MEDICAL SERVICES			1	100%	1
REGIONAL MEDICAL LABORATORY			1	100%	1
BLUEWATER TOXICOLOGY			1	100%	1
ADVICE FOR OPTIMAL WELLNESS, INC			1	100%	1
EASTSIDE MEDICAL CLINIC		1			1
CORDOVA FAMILY PRACTICE			1	100%	1
PARTNERS IN PRIMARY CARE		1			1
PHYSICIANS PRIMARY CARE LEHIGH PEDS			1	100%	1
MINUTECLINIC DIAGNOSTIC OF OHIO #6192		1			1
COMPASSION PEDIATRICS			1	100%	1
SEASONS HOSPICE AND PALLIATIVE CARE OF			1	100%	1
MIAMI CHILDRENS HOSPITAL MIDTOWN OUTPATIENT CENTER			1	100%	1
ARDEN COURTS OF WINTER SPRINGS			1	100%	1
TRAVIS LEE THOMPSON MD			1	100%	1
THYROID SPECIALTY LABORATORY			1	100%	1
LIFELINK TRANSPLANT INSTITUTE LAB			1	100%	1
Oakwood - North Baldwins Center for Living		1			1
STEPHENS COUNTY HOSPITAL			1	100%	1
SCRIPPS CLINIC MEDICAL			1	100%	1
DSI LABORATORIES-NAPLES-7TH			1	100%	1
LAKELAND MEDICAL CENTER			1	100%	1
FLORIDA CLINICAL RESEARCH CENTER, LLC			1	100%	1
INTERNAL MEDICINE GROUP OF CENTRAL FLORIDA			1	100%	1
STONECREST MEDICAL CENTER		1			1
CENTRAL FLORIDA HOSPITALIST			1	100%	1

# COVID-19: testing by laboratory

Data through Nov 30, 2020 verified as of Dec 1, 2020 at 09:25 AM

Data in this report are provisional and subject to change.

The numbers in the table below represent the number of Florida and non-Florida residents for whom test results were received by the Department of Health. A person can be tested by more than one laboratory and can have both positive and negative results. **Therefore, the sum of the numbers in each column will be larger than the total number of people tested.**

Reporting lab	Inconclusive	Negative	Positive	Percent positive	Total
JOSEF SCHENKER MD PC DBA CENTERS URGENT		1			1
SANTA ROSA PEDIATRICS			1	100%	1
CVS MINUTE CLINIC DIAG OF IND, LLC #6549		1			1
COLONIAL MEDICAL CENTER-EAST ORLANDO			1	100%	1
NEW ERA HEALTH CENTER INC		1			1
ADVENT HEALTH MEDICAL GROUP FAMILY MEDICINE			1	100%	1
PUTNAM CO HOSPITAL-D/B/A ASBURY TOWERS		1			1
ELEMENTS PHARMACY			1	100%	1
TARPON SPRINGS PEDIATRICS, LLC			1	100%	1
TELEVISIT PALM BAY FAMILY PRACTICE			1	100%	1
NURSING PLUS OF BROWARD LLC		1			1
PALM SPRINGS GENERAL HOSPITAL			1	100%	1
LIFE CARE CENTER OF GWINNETT		1			1
VENTURE MEDICAL OF FLORIDA LLC		1			1
Signature healthcare of Jacksonville		1			1
Lab MSMC Hialeah			1	100%	1
PORT ORANGE NURSING & REHAB			1	100%	1
BIOMAT ORLANDO		1			1
POINT OF CARE CLINICS PRIMARY CARE		1			1
El Paso Health Care Center			1	100%	1
Eddy Memorial Geriatric Center		1			1
URGENT CARE & FAMILY PRACTICE CENTER			1	100%	1
SIMEDHEALTH LLC		1			1
Trucare Living Centers - Columbus		1			1
Masonic Medical Research Institute			1	100%	1
EXCEPTIONAL EMERGENCY CENTER			1	100%	1
MALUHIA		1			1
CFHC - FROSTPROOF			1	100%	1
WELLSNOW URGENT CARE-OSWEGO			1	100%	1
VISTA DEL SOL MED ASSOC		1			1
RAPID URGENT CARE - ALBANY			1	100%	1
COVENANT HEALTH		1			1
BRADENTON PHYSICIAN MEDICAL CENTER			1	100%	1
CDRX INFUSION			1	100%	1
BROOKS -TLC HOSPITAL SYSTEM			1	100%	1
MARION COUNTY HEALTH DEPARTMENT			1	100%	1
NONA MEDICAL ARTS		1			1
DESERT HOSPITAL/CPHU CLINICAL LABORATORY			1	100%	1
ONPOINT URGENT CARE			1	100%	1
BOSTON MEDICAL CENTER			1	100%	1
LEE MEMORIAL HOSPITAL OUTPATIENT SURGERY CENTER			1	100%	1
LAKEVIEW HEALTH CARE SYSTEM LLC			1	100%	1
LAB. CORP. OF AMERICA			1	100%	1
ASHLEY PEDIATRICS			1	100%	1
UHEALTH UNIVERSITY OF MIAMI			1	100%	1
FLORIDA MEDICAL CLINIC RADIOLOGY DALE MABRY		1			1
STANLY REGIONAL MEDICAL CENTER			1	100%	1



# COVID-19: testing by laboratory

Data through Nov 30, 2020 verified as of Dec 1, 2020 at 09:25 AM

Data in this report are provisional and subject to change.

The numbers in the table below represent the number of Florida and non-Florida residents for whom test results were received by the Department of Health. A person can be tested by more than one laboratory and can have both positive and negative results. **Therefore, the sum of the numbers in each column will be larger than the total number of people tested.**

Reporting lab	Inconclusive	Negative	Positive	Percent positive	Total
COSTCO PHARMACY #1023			1	100%	1
BLUFFTON HEALTH CENTER			1	100%	1
2504-HOMEWOOD		1			1
LABCORP UNSPECIFIED		1			1
MULBERRY'S MOBILE PROVIDER SERVICES LLC□			1	100%	1
MISSOURI DEPARTMENT OF HEALTH AND SENIOR SERVICES - STATE PH LAB		1			1
HARBOUR'S EDGE		1			1
GATEWAY LABORATORIES		1			1
CLINICAL LABORATORY DEPARTMENT			1	100%	1
AFTER HOURS PEDS			1	100%	1
RENOWN REGIONAL MEDICAL CENTER			1	100%	1
MERITUS MEDICAL CENTER			1	100%	1
FRASER MEMORIAL HOSPITAL			1	100%	1
ST VINCENTS AMBULATORY CARE INC			1	100%	1
ST JOHNS PEDIATRICS PA		1			1
HOLYOKE MEDICAL CENTER			1	100%	1
NEW YORK UNIVERSITY MEDICAL CENTER			1	100%	1
LAKE REGIONAL HEALTH			1	100%	1
BORINQUEN HEALTH CENTER			1	100%	1
OAKWOOD HOSPITAL - SOUTHSORE			1	100%	1
SACRED HEART MEDICAL CENTER			1	100%	1
CAROLINAS HEALTHCARE SYSTEM LAB			1	100%	1
TMH PHYSICIAN PARTNERS			1	100%	1
NORTHEAST TEXAS DIALYSIS		1			1
VELOCITY URGENT CARE			1	100%	1
CVS HEALTH, #1994		1			1
CHI ST. LUKE'S HEALTH BCM MEDICAL CENTER			1	100%	1
Riverside Nursing & Rehabilitation Center		1			1
CVS HEALTH, #5962		1			1
COVID PROCESSING SITE			1	100%	1
LSU MEDICAL CENTER			1	100%	1
MEMORIAL HEALTH SYSTEM		1			1
ADVANCE GASTROENTEROLOGY			1	100%	1
FLEMING ISLAND CENTER FOR CLINICAL RESEARCH		1			1
HEALGEN SCIENTIFIC			1	100%	1
MINUTECLINIC LLC # 3930			1	100%	1
LOUNDY		1			1
NORTH SHORE HEMATOLOGY-ONCOLOGY ASSOCIATES		1			1
SUNY AT STONY BROOK			1	100%	1
PRINCIPLE DIAGNOSTICS LLC			1	100%	1
TALLAHASSEE MEMORIAL HEALTHCARE			1	100%	1
FLORIDA STATE UNIVERSITY HEALTH SERVICES			1	100%	1
WELLMED AT FORT PIERCE		1			1
PARKWAY REGIONAL MEDICAL CENTER LAB			1	100%	1
NEIGHBORCARE PHARMACY SERVICES		1			1
INTERNAL MEDICINE LIPID AND WELNNESS PRACTICE			1	100%	1
LAS PALMAS MEDICAL CENTER			1	100%	1

# COVID-19: testing by laboratory

Data through Nov 30, 2020 verified as of Dec 1, 2020 at 09:25 AM

Data in this report are provisional and subject to change.

The numbers in the table below represent the number of Florida and non-Florida residents for whom test results were received by the Department of Health. A person can be tested by more than one laboratory and can have both positive and negative results. **Therefore, the sum of the numbers in each column will be larger than the total number of people tested.**

Reporting lab	Inconclusive	Negative	Positive	Percent positive	Total
KEY TRAINING CENTER			1	100%	1
METRO HEALTH HOSPITAL LABORATORY		1			1
PINELLAS CHD - CLEARWATER			1	100%	1
BRIDGEWATER PARK ASSISTED LIVING LLC			1	100%	1
MED TECH CLINICAL LABORATORY		1			1
Total	52,323	9,813,706	1,286,624	12%	11,152,653