

# COVID-19: summary of cases and monitoring

Data through Dec 5, 2020 verified as of Dec 6, 2020 at 09:25 AM

Data in this report are provisional and subject to change.

## Cases: people with positive PCR or antigen test result

<b>Total cases</b>	<b>1,058,074</b>
Florida residents	<b>1,040,727</b>
Non-Florida residents	<b>17,347</b>
<b>Type of testing</b>	
Florida residents	<b>1,040,727</b>
Positive by BPHL/CDC	<b>39,851</b>
Positive by commercial/hospital lab	<b>1,000,876</b>
PCR positive	<b>939,763</b>
Antigen positive	<b>100,964</b>
Non-Florida residents	<b>17,347</b>
Positive by BPHL/CDC	<b>506</b>
Positive by commercial/hospital lab	<b>16,841</b>
PCR positive	<b>14,100</b>
Antigen positive	<b>3,247</b>
<b>Characteristics</b>	
Florida residents hospitalized	<b>56,457</b>
Florida resident deaths	<b>19,177</b>
Non-Florida resident deaths	<b>246</b>

Hospitalized counts include anyone who was hospitalized at some point during their illness. It does not reflect the number of people currently hospitalized.

More information on deaths identified through death certificate data is available on the National Center for Health Statistics website at [www.cdc.gov/nchs/nvss/vsrr/COVID19/index.htm](http://www.cdc.gov/nchs/nvss/vsrr/COVID19/index.htm).

## Cases: people with positive PCR or antigen test result

<b>Risk factors for Florida residents</b>	
Traveled	<b>9,519</b>
Contact with a known case	<b>398,686</b>
Traveled and contact with a known case	<b>11,538</b>
Neither	<b>620,984</b>
No travel and no contact	<b>133,278</b>
Travel is unknown	<b>342,336</b>
Contact is unknown	<b>252,820</b>
Contact is pending	<b>203,278</b>

Travel can be unknown and contact can be unknown or pending for the same case, these numbers will sum to more than the "neither" total.

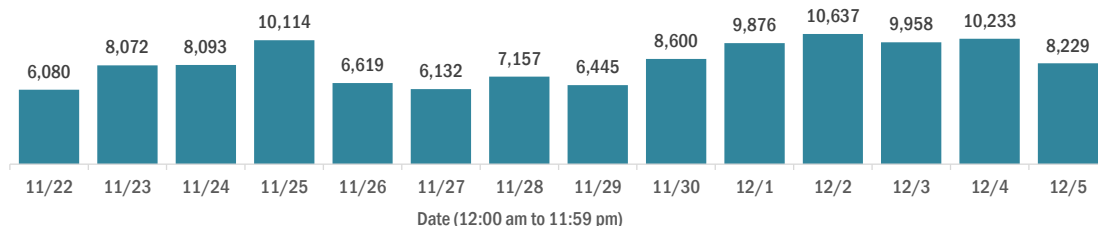
# COVID-19: summary of laboratory testing

Data through Dec 5, 2020 verified as of Dec 6, 2020 at 09:25 AM

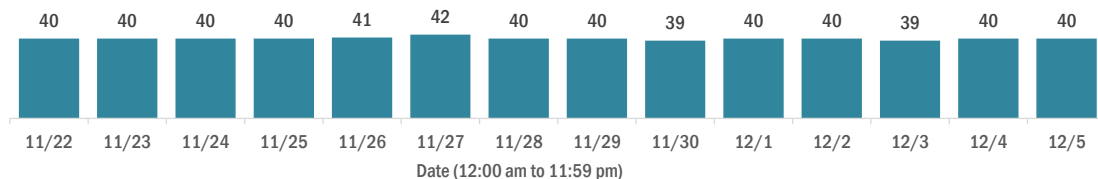
Data in this report are provisional and subject to change.

## Cases in Florida residents per day for the past 2 weeks

### Number of cases per day



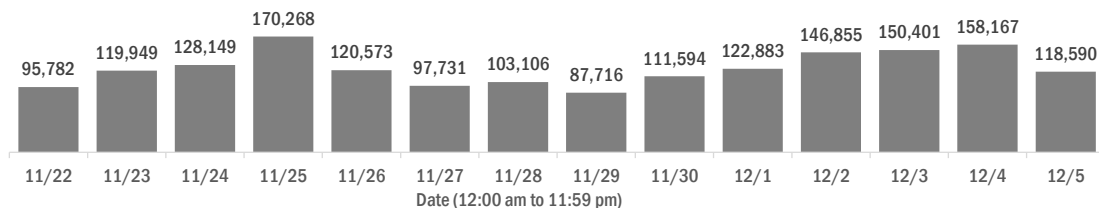
### Median age of cases by day



## Laboratory testing for Florida residents over the past 2 weeks

### Number of Florida residents tested per day

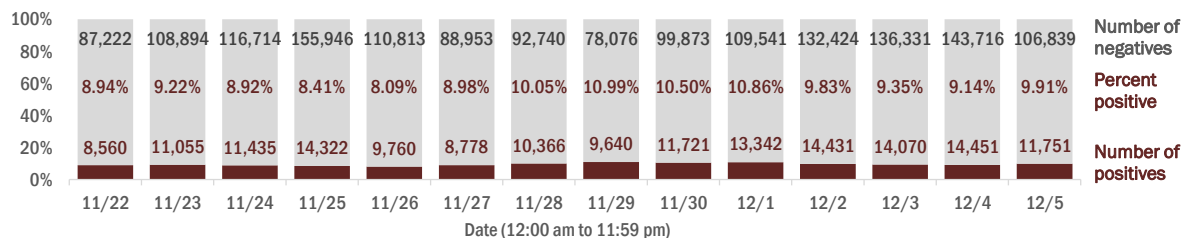
These counts include the number of people for whom the Department received PCR or antigen laboratory results by day. People tested on multiple days will be included for each day a new result was received. A person is only counted once for each day they are tested, regardless of whether multiple specimens are tested or multiple results are received.



### Number and percent of Florida residents with positive test results

The percent of positive results ranged from 8.09% to 10.99% over the past 2 weeks and was 9.91% yesterday.

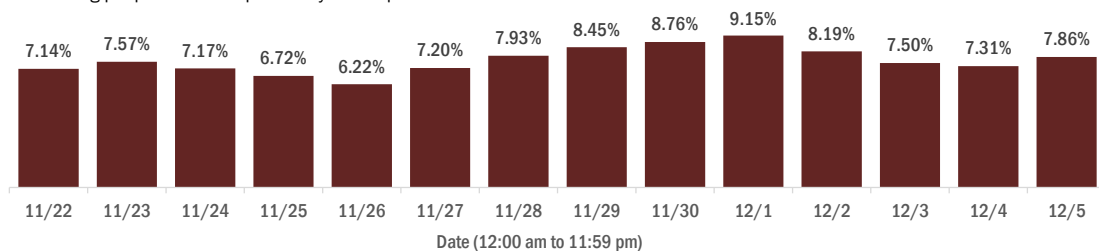
These counts include the number of people for whom the Department received PCR or antigen laboratory results by day. People tested on multiple days will be included for each day a new result was received. A person is only counted once for each day they are tested, regardless of whether multiple specimens are tested or multiple results are received. If a person has a positive specimen and a negative specimen in the same day, only the positive result is counted.



### Percent positivity for new cases in Florida residents

The percent of positive results ranged from 6.22% to 9.15% over the past 2 weeks and was 7.86% yesterday.

This percent is the number of people who test PCR- or antigen-positive for the first time divided by all the people tested that day, excluding people who have previously tested positive.



# COVID-19: characteristics of 1,040,727 Florida resident cases

Data through Dec 5, 2020 verified as of Dec 6, 2020 at 09:25 AM

Data in this report are provisional and subject to change.

Age group	Cases		Hospitalizations		Deaths	
0-4 years	17,911	2%	375	1%	0	0%
5-14 years	50,933	5%	343	1%	5	0%
15-24 years	167,831	16%	1,504	3%	33	0%
25-34 years	189,569	18%	3,086	5%	114	1%
35-44 years	163,687	16%	4,631	8%	323	2%
45-54 years	160,551	15%	6,940	12%	768	4%
55-64 years	135,427	13%	9,852	17%	2,106	11%
65-74 years	82,705	8%	11,407	20%	4,103	21%
75-84 years	46,687	4%	10,838	19%	5,657	29%
85+ years	24,367	2%	7,477	13%	6,068	32%
Unknown	1,059	0%	4	0%	0	0%
<b>Total</b>	<b>1,040,727</b>		<b>56,457</b>		<b>19,177</b>	

Gender	Cases	
Female	536,829	52%
Male	497,583	48%
Unknown	6,315	1%
<b>Total</b>	<b>1,040,727</b>	

Ethnicity	Cases		Hospitalizations		Deaths	
Hispanic	319,897	31%	15,454	27%	4,778	25%
Non-Hispanic	472,954	45%	38,025	67%	13,057	68%
Unknown	247,876	24%	2,978	5%	1,342	7%
<b>Total</b>	<b>1,040,727</b>		<b>56,457</b>		<b>19,177</b>	

Race and ethnicity	Cases		Hospitalizations		Deaths	
White	531,173	51%	35,412	63%	13,573	71%
Hispanic	211,020	20%	10,838	19%	3,801	20%
Non-Hispanic	284,854	27%	23,407	41%	9,125	48%
Unknown	35,299	3%	1,167	2%	647	3%
Black	143,768	14%	12,522	22%	3,480	18%
Hispanic	7,580	1%	522	1%	134	1%
Non-Hispanic	124,766	12%	11,692	21%	3,208	17%
Unknown	11,422	1%	308	1%	138	1%
Other race	142,273	14%	6,746	12%	1,508	8%
Hispanic	73,339	7%	3,708	7%	710	4%
Non-Hispanic	49,677	5%	2,733	5%	665	3%
Unknown	19,257	2%	305	1%	133	1%
Unknown race	223,513	21%	1,777	3%	616	3%
Hispanic	27,958	3%	386	1%	133	1%
Non-Hispanic	13,657	1%	193	0%	59	0%
Unknown	181,898	17%	1,198	2%	424	2%
<b>Total</b>	<b>1,040,727</b>		<b>56,457</b>		<b>19,177</b>	

**Hospitalization** counts include anyone who was hospitalized at some point during their illness. It does not reflect the number of people currently hospitalized. **Other race** includes any person with a race of American Indian/Alaskan native, Asian, native Hawaiian/Pacific Islander, or other.

# COVID-19: deaths in Florida residents and staff of long-term care facilities

Data through Dec 5, 2020 verified as of Dec 6, 2020 at 09:25 AM

Data in this report are provisional and subject to change.

For current cases in residents or staff of long-term care facilities, please visit: <https://floridahealthcovid19.gov/>

County	Deaths		County	Deaths		County	Deaths	
Dade	873	12%	Okaloosa	95	1%	Washington	12	0%
Palm Beach	769	10%	Charlotte	90	1%	Gadsden	11	0%
Pinellas	627	8%	Osceola	90	1%	Gilchrist	11	0%
Broward	480	6%	Clay	72	1%	Baker	9	0%
Hillsborough	424	6%	Citrus	70	1%	Lafayette	9	0%
Polk	348	5%	Indian River	69	1%	Jefferson	8	0%
Lee	275	4%	Jackson	65	1%	Calhoun	6	0%
Brevard	260	3%	Leon	57	1%	Gulf	6	0%
Duval	258	3%	Suwannee	53	1%	Bradford	3	0%
Orange	239	3%	Highlands	47	1%	Flagler	3	0%
Sarasota	233	3%	St. Johns	47	1%	Holmes	3	0%
Volusia	186	2%	Bay	39	1%	Monroe	3	0%
St. Lucie	184	2%	Alachua	35	0%	Taylor	3	0%
Seminole	175	2%	Columbia	34	0%	Desoto	2	0%
Marion	174	2%	Sumter	29	0%	Hardee	2	0%
Manatee	148	2%	Nassau	27	0%	Levy	2	0%
Escambia	146	2%	Santa Rosa	23	0%	Dixie	1	0%
Collier	128	2%	Hendry	20	0%	Liberty	1	0%
Pasco	122	2%	Putnam	19	0%	Total	7,496	
Martin	112	1%	Madison	16	0%			
Hernando	107	1%	Okeechobee	16	0%			
Lake	104	1%	Walton	16	0%			

**Note:** cases are summarized by the county of usual residence. Residents and staff may be cases associated with facilities that are not in their county of usual residence, resulting in cases being included below for counties that do not have facilities with known cases.

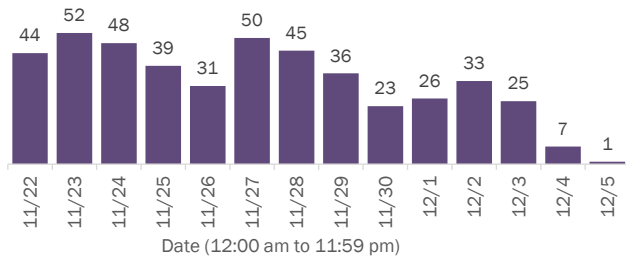
# COVID-19: cases in Florida residents who have died

Data through Dec 5, 2020 verified as of Dec 6, 2020 at 09:25 AM

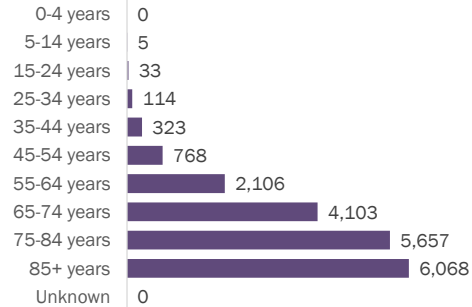
Data in this report are provisional and subject to change.

Demographics for all identified COVID-19 deaths: 19,177

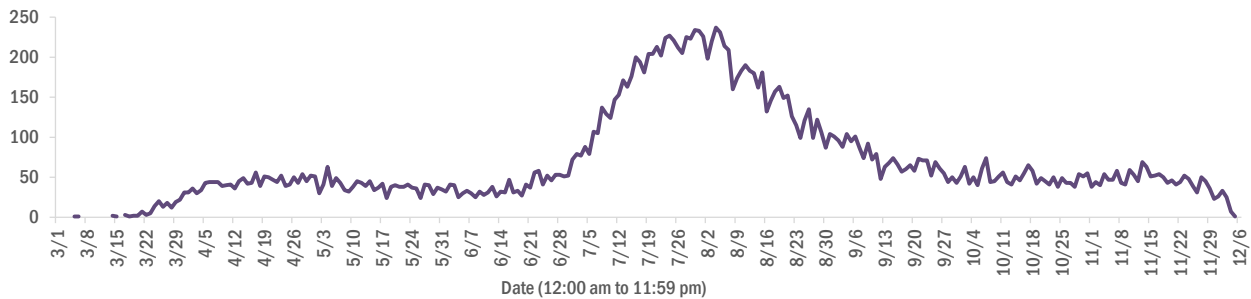
## Deaths by date of death for the past 2 weeks



## Deaths by age group



## Deaths by date of death since March 2020



Age group	Deaths	Cases	Case fatality rate	Mortality rate per 100,000 population
0-4 years	0	17,911	0.0%	0.0
5-14 years	5	50,933	0.0%	0.2
15-24 years	33	167,831	0.0%	1.3
25-34 years	114	189,569	0.1%	4.0
35-44 years	323	163,687	0.2%	12.4
45-54 years	768	160,551	0.5%	27.6
55-64 years	2,106	135,427	1.6%	72.8
65-74 years	4,103	82,705	5.0%	169.1
75-84 years	5,657	46,687	12.1%	402.9
85+ years	6,068	24,367	24.9%	1050.7
Unknown	0	1,059	0.0%	
<b>Total</b>	<b>19,177</b>	<b>1,040,727</b>	<b>1.8%</b>	<b>88.8</b>

Race	Deaths	Cases	Case fatality rate	Mortality rate per 100,000 population
White	13,573	531,173	2.6%	81.3
Black	3,480	143,768	2.4%	95.1
Other	1,508	142,273	1.1%	121.2
Unknown	616	223,513	0.3%	
<b>Total</b>	<b>19,177</b>	<b>1,040,727</b>	<b>1.8%</b>	<b>88.8</b>

Gender	Deaths	Cases	Case fatality rate	Mortality rate per 100,000 population
Female	8,471	536,829	1.6%	76.7
Male	10,706	497,583	2.2%	101.4
Unknown	0	6,315	0.0%	
<b>Total</b>	<b>19,177</b>	<b>1,040,727</b>	<b>1.8%</b>	<b>88.8</b>

Ethnicity	Deaths	Cases	Case fatality rate	Mortality rate per 100,000 population
Hispanic	4,778	319,897	1.5%	84.1
Non-Hispanic	13,057	472,954	2.8%	82.0
Unknown	1,342	247,876	0.5%	
<b>Total</b>	<b>19,177</b>	<b>1,040,727</b>	<b>1.8%</b>	<b>88.8</b>

# COVID-19: characteristics of 1,058,074 cases

Data through Dec 5, 2020 verified as of Dec 6, 2020 at 09:25 AM

Data in this report are provisional and subject to change.

Tables below include cases in Florida residents and non-Florida residents.

All 67 Florida counties have cases:

County	FL resident cases		Non-FL resident cases	Total cases	FL resident deaths	FL death rate
Dade	240,347	<div><div></div></div> 23%	2,703	243,050	3,913	1.6%
Broward	112,463	<div><div></div></div> 11%	1,171	113,634	1,701	1.5%
Palm Beach	68,072	<div><div></div></div> 7%	840	68,912	1,725	2.5%
Orange	61,065	<div><div></div></div> 6%	409	61,474	657	1.1%
Hillsborough	60,792	<div><div></div></div> 6%	484	61,276	960	1.6%
Duval	46,300	<div><div></div></div> 4%	736	47,036	650	1.4%
Pinellas	34,306	<div><div></div></div> 3%	593	34,899	925	2.7%
Lee	31,458	<div><div></div></div> 3%	751	32,209	598	1.9%
Polk	28,960	<div><div></div></div> 3%	175	29,135	701	2.4%
Osceola	19,397	<div><div></div></div> 2%	228	19,625	245	1.3%
Collier	18,485	<div><div></div></div> 2%	441	18,926	294	1.6%
Manatee	17,474	<div><div></div></div> 2%	239	17,713	391	2.2%
Escambia	15,686	<div><div></div></div> 2%	1,931	17,617	316	2.0%
Volusia	17,171	<div><div></div></div> 2%	217	17,388	376	2.2%
Brevard	16,484	<div><div></div></div> 2%	142	16,626	456	2.8%
Pasco	15,999	<div><div></div></div> 2%	154	16,153	301	1.9%
Leon	15,392	<div><div></div></div> 1%	458	15,850	150	1.0%
Sarasota	14,347	<div><div></div></div> 1%	406	14,753	398	2.8%
Marion	13,852	<div><div></div></div> 1%	48	13,900	402	2.9%
Seminole	13,561	<div><div></div></div> 1%	81	13,642	283	2.1%
Alachua	13,253	<div><div></div></div> 1%	129	13,382	103	0.8%
St. Lucie	11,291	<div><div></div></div> 1%	43	11,334	374	3.3%
Lake	11,076	<div><div></div></div> 1%	107	11,183	260	2.3%
Okaloosa	9,676	<div><div></div></div> 1%	100	9,776	174	1.8%
St. Johns	9,382	<div><div></div></div> 1%	160	9,542	100	1.1%
Bay	8,860	<div><div></div></div> 1%	350	9,210	172	1.9%
Clay	8,540	<div><div></div></div> 1%	19	8,559	156	1.8%
Santa Rosa	7,967	<div><div></div></div> 1%	103	8,070	104	1.3%
Martin	6,459	<div><div></div></div> 1%	75	6,534	179	2.8%
Charlotte	5,474	<div><div></div></div> 1%	53	5,527	200	3.7%
Hernando	5,364	<div><div></div></div> 1%	31	5,395	229	4.3%
Indian River	5,198	<div><div></div></div> 0%	53	5,251	141	2.7%
Citrus	5,114	<div><div></div></div> 0%	29	5,143	181	3.5%
Columbia	4,922	<div><div></div></div> 0%	19	4,941	99	2.0%
Highlands	4,007	<div><div></div></div> 0%	29	4,036	165	4.1%

County	FL resident cases		Non-FL resident cases	Total cases	FL resident deaths	FL death rate
Jackson	3,954	<div><div></div></div> 0%	55	4,009	97	2.5%
Walton	3,528	<div><div></div></div> 0%	376	3,904	38	1.1%
Sumter	3,696	<div><div></div></div> 0%	20	3,716	101	2.7%
Monroe	3,464	<div><div></div></div> 0%	105	3,569	28	0.8%
Nassau	3,169	<div><div></div></div> 0%	274	3,443	58	1.8%
Gadsden	3,407	<div><div></div></div> 0%	11	3,418	57	1.7%
Suwannee	3,378	<div><div></div></div> 0%	25	3,403	87	2.6%
Unknown	206	<div><div></div></div> 0%	2,753	2,959	0	0.0%
Putnam	2,933	<div><div></div></div> 0%	7	2,940	60	2.0%
Flagler	2,863	<div><div></div></div> 0%	26	2,889	45	1.6%
Hendry	2,600	<div><div></div></div> 0%	11	2,611	45	1.7%
Desoto	2,491	<div><div></div></div> 0%	8	2,499	38	1.5%
Baker	2,098	<div><div></div></div> 0%	10	2,108	33	1.6%
Okeechobee	2,094	<div><div></div></div> 0%	14	2,108	44	2.1%
Hardee	1,802	<div><div></div></div> 0%	8	1,810	19	1.1%
Wakulla	1,718	<div><div></div></div> 0%	9	1,727	16	0.9%
Taylor	1,685	<div><div></div></div> 0%	4	1,689	22	1.3%
Washington	1,573	<div><div></div></div> 0%	15	1,588	27	1.7%
Levy	1,488	<div><div></div></div> 0%	7	1,495	14	0.9%
Bradford	1,469	<div><div></div></div> 0%	3	1,472	19	1.3%
Lafayette	1,363	<div><div></div></div> 0%	0	1,363	21	1.5%
Madison	1,306	<div><div></div></div> 0%	18	1,324	27	2.1%
Union	1,259	<div><div></div></div> 0%	0	1,259	61	4.8%
Holmes	1,234	<div><div></div></div> 0%	22	1,256	16	1.3%
Gulf	1,090	<div><div></div></div> 0%	15	1,105	21	1.9%
Hamilton	1,014	<div><div></div></div> 0%	9	1,023	11	1.1%
Dixie	981	<div><div></div></div> 0%	3	984	11	1.1%
Calhoun	921	<div><div></div></div> 0%	2	923	22	2.4%
Franklin	827	<div><div></div></div> 0%	11	838	4	0.5%
Gilchrist	815	<div><div></div></div> 0%	0	815	20	2.5%
Jefferson	785	<div><div></div></div> 0%	17	802	12	1.5%
Glades	695	<div><div></div></div> 0%	1	696	10	1.4%
Liberty	627	<div><div></div></div> 0%	1	628	14	2.2%
Total	1,040,727		17,347	1,058,074	19,177	1.8%

# COVID-19: characteristics of 1,040,727 Florida resident cases

Data through Dec 5, 2020 verified as of Dec 6, 2020 at 09:25 AM

Data in this report are provisional and subject to change.

The table below includes the cities and counties of residence for cases in Florida residents based on the patient's ZIP Code. Note that city is not always received as part of the initial notification and may be missing while the case is being investigated.

City and county	Cases
Miami, Dade	139,479
Orlando, Orange	45,977
Jacksonville, Duval	43,381
Tampa, Hillsborough	36,500
Hialeah, Dade	32,813
Fort Lauderdale, Broward	26,087
Hollywood, Broward	21,879
West Palm Beach, Palm Beach	16,846
Kissimmee, Osceola	15,197
Naples, Collier	15,090
Tallahassee, Leon	14,571
Homestead, Dade	14,181
Saint Petersburg, Pinellas	13,484
Pensacola, Escambia	12,887
Fort Myers, Lee	12,750
Pompano Beach, Broward	12,186
Bradenton, Manatee	11,674
Boca Raton, Palm Beach	11,448
Gainesville, Alachua	10,996
Ocala, Marion	10,715
Lakeland, Polk	10,027
Sarasota, Sarasota	9,247
Lake Worth, Palm Beach	8,738
Cape Coral, Lee	7,624
Port Saint Lucie, St. Lucie	7,326
Miramar, Broward	7,161
Clearwater, Pinellas	6,703
Miami Gardens, Dade	6,499
Miami Beach, Dade	6,407
Boynton Beach, Palm Beach	6,344
Panama City, Bay	5,718
Coral Springs, Broward	5,710
Winter Haven, Polk	5,167
Saint Augustine, St. Johns	5,157
Melbourne, Brevard	5,122
Lehigh Acres, Lee	5,067
Delray Beach, Palm Beach	4,963
Lake City, Columbia	4,589
Doral, Dade	4,581
Davie, Broward	4,549
Coral Gables, Dade	4,267
Sunrise, Broward	4,247
Milton, Santa Rosa	4,184
Riverview, Hillsborough	4,119
Vero Beach, Indian River	3,993
Fort Pierce, St. Lucie	3,904
Daytona Beach, Volusia	3,893
Saint Cloud, Osceola	3,741
Brandon, Hillsborough	3,633
Largo, Pinellas	3,618
Palm Bay, Brevard	3,607
Plantation, Broward	3,594
Apopka, Orange	3,581
Plant City, Hillsborough	3,533
Orange Park, Clay	3,532
New Port Richey, Pasco	3,526
North Miami Beach, Dade	3,438
Miami Lakes, Dade	3,379

# COVID-19: characteristics of 1,040,727 Florida resident cases

Data through Dec 5, 2020 verified as of Dec 6, 2020 at 09:25 AM

Data in this report are provisional and subject to change.

The table below includes the cities and counties of residence for cases in Florida residents based on the patient's ZIP Code. Note that city is not always received as part of the initial notification and may be missing while the case is being investigated.

City and county	Cases
Weston, Broward	3,336
Deerfield Beach, Broward	3,282
Jupiter, Palm Beach	3,246
Stuart, Martin	3,155
Sanford, Seminole	3,123
Spring Hill, Hernando	3,112
Clermont, Lake	2,976
Fort Walton Beach, Okaloosa	2,972
Deltona, Volusia	2,892
Tamarac, Broward	2,862
Port Charlotte, Charlotte	2,791
Live Oak, Suwannee	2,788
Cutler Ridge, Dade	2,739
Davenport, Polk	2,698
Opa Locka, Dade	2,660
Immokalee, Collier	2,591
Palm Beach Gardens, Palm Beach	2,565
Winter Garden, Orange	2,553
Deland, Volusia	2,536
Winter Park, Orange	2,499
Palmetto, Manatee	2,479
Crestview, Okaloosa	2,455
Arcadia, Desoto	2,428
Margate, Broward	2,424
Coconut Creek, Broward	2,415
Palm Coast, Flagler	2,390
Land O Lakes, Pasco	2,389
Wesley Chapel, Pasco	2,366
Wellington, Palm Beach	2,294
Oviedo, Seminole	2,290
Hallandale, Broward	2,205
Palm Harbor, Pinellas	2,194
Altamonte Springs, Seminole	2,155
Haines City, Polk	2,097
Venice, Sarasota	2,090
Okeechobee, Okeechobee	2,088
Sebring, Highlands	2,072
Lake Worth Beach, Palm Beach	2,051
Key West, Monroe	2,009
Bonita Springs, Lee	2,003
Middleburg, Clay	1,981
Brooksville, Hernando	1,977
Punta Gorda, Charlotte	1,967
North Port, Sarasota	1,956
Ocoee, Orange	1,945
Lutz, Hillsborough	1,923
North Lauderdale, Broward	1,878
Valrico, Hillsborough	1,845
Pembroke Pines, Broward	1,834
Leesburg, Lake	1,832
North Miami, Dade	1,815
Seminole, Pinellas	1,811
Port Orange, Volusia	1,748
Quincy, Gadsden	1,739
Ruskin, Hillsborough	1,734
Pinellas Park, Pinellas	1,690
Longwood, Seminole	1,628
Jacksonville Beach, Duval	1,618
Zephyrhills, Pasco	1,617



# COVID-19: characteristics of 1,040,727 Florida resident cases

Data through Dec 5, 2020 verified as of Dec 6, 2020 at 09:25 AM

Data in this report are provisional and subject to change.

The table below includes the cities and counties of residence for cases in Florida residents based on the patient's ZIP Code. Note that city is not always received as part of the initial notification and may be missing while the case is being investigated.

City and county	Cases
Ormond Beach, Volusia	1,609
Oakland Park, Broward	1,598
Windermere, Orange	1,595
Perry, Taylor	1,585
Crawfordville, Wakulla	1,555
Saint Johns, St. Johns	1,552
Cocoa, Brevard	1,526
Dade City, Pasco	1,482
Casselberry, Seminole	1,479
Niceville, Okaloosa	1,466
Green Cove Springs, Clay	1,464
Marianna, Jackson	1,462
Royal Palm Beach, Palm Beach	1,454
Bartow, Polk	1,451
Clewiston, Hendry	1,440
Navarre, Santa Rosa	1,424
Cantonment, Escambia	1,395
Gulf Breeze, Santa Rosa	1,395
Palatka, Putnam	1,379
Kissimmee, Polk	1,378
Crossings, Dade	1,374
Coconut Grove, Dade	1,359
Mayo, Lafayette	1,346
Defuniak Springs, Walton	1,345
Hudson, Pasco	1,339
North Fort Myers, Lee	1,324
Inverness, Citrus	1,304
Lake Mary, Seminole	1,303
Carol City, Dade	1,300
Missing, Dade	1,288
Panama City Beach, Bay	1,283
Wimauma, Hillsborough	1,278
The Villages, Sumter	1,277
Auburndale, Polk	1,274
Lynn Haven, Bay	1,272
Chipley, Washington	1,272
Port Richey, Pasco	1,266
Ponte Vedra Beach, St. Johns	1,255
Titusville, Brevard	1,229
Fernandina Beach, Nassau	1,223
Aventura, Dade	1,209
Belle Glade, Palm Beach	1,209
Lake Wales, Polk	1,207
Tarpon Springs, Pinellas	1,168
Starke, Bradford	1,157
Santa Rosa Beach, Walton	1,137
Merritt Island, Brevard	1,130
New Smyrna Beach, Volusia	1,125
Biscayne Park, Dade	1,106
Winter Springs, Seminole	1,106
Fleming Island, Clay	1,097
Loxahatchee, Palm Beach	1,090
Labelle, Hendry	1,084
Avon Park, Highlands	1,083
Cooper City, Broward	1,078
Estero, Lee	1,066
Sarasota, Manatee	1,061
Wauchula, Hardee	1,055
Destin, Okaloosa	1,052

# COVID-19: characteristics of 1,040,727 Florida resident cases

Data through Dec 5, 2020 verified as of Dec 6, 2020 at 09:25 AM

Data in this report are provisional and subject to change.

The table below includes the cities and counties of residence for cases in Florida residents based on the patient's ZIP Code. Note that city is not always received as part of the initial notification and may be missing while the case is being investigated.

City and county	Cases
Key Biscayne, Dade	1,037
Indiantown, Martin	1,025
Dunedin, Pinellas	1,005
Parkland, Broward	994
Palm City, Martin	971
Parrish, Manatee	968
Graceville, Jackson	965
Tavares, Lake	963
Century, Escambia	963
Mulberry, Polk	957
Rockledge, Brevard	953
Holiday, Pasco	950
Seffner, Hillsborough	946
Eustis, Lake	937
Bonifay, Holmes	934
Riviera Beach, Palm Beach	928
Florida City, Dade	920
Lake Butler, Union	920
Madison, Madison	914
El Portal, Dade	899
Macclenny, Baker	898
Maitland, Orange	890
Odessa, Hillsborough	881
Mount Dora, Lake	871
Everglades National Park, Dade	868
Crystal River, Citrus	844
Orange City, Volusia	838
Dania, Broward	803
Lake Placid, Highlands	801
Groveland, Lake	781
Sanderson, Baker	780
Dover, Hillsborough	765
Lithia, Hillsborough	737
Gibsonton, Hillsborough	728
Monticello, Jefferson	727
Coleman, Sumter	725
Yulee, Nassau	721
Atlantic Beach, Duval	719
Homosassa, Citrus	709
Olympia Heights, Dade	709
Jasper, Hamilton	707
Uleta, Dade	705
Ponte Vedra, St. Johns	699
Pinecrest, Dade	697
Hobe Sound, Martin	692
Coral, Dade	674
Summerfield, Marion	666
Lantana, Palm Beach	664
Palm Springs, Palm Beach	661
Pace, Santa Rosa	657
Moore Haven, Glades	654
Sebastian, Indian River	650
Oldsmar, Pinellas	644
Havana, Gadsden	629
Alachua, Alachua	626
Blountstown, Calhoun	625
North Palm Beach, Palm Beach	622
Callahan, Nassau	621
South Miami, Dade	619

# COVID-19: characteristics of 1,040,727 Florida resident cases

Data through Dec 5, 2020 verified as of Dec 6, 2020 at 09:25 AM

Data in this report are provisional and subject to change.

The table below includes the cities and counties of residence for cases in Florida residents based on the patient's ZIP Code. Note that city is not always received as part of the initial notification and may be missing while the case is being investigated.

City and county	Cases
Lecanto, Citrus	615
Wewahitchka, Gulf	610
Sun City Center, Hillsborough	605
Debary, Volusia	603
Apollo Beach, Hillsborough	593
Chattahoochee, Gadsden	582
Cross City, Dixie	576
Trenton, Gilchrist	573
South Bay, Palm Beach	570
Edgewater, Volusia	569
Frostproof, Polk	566
Newberry, Alachua	557
Fisher Island, Dade	556
Wildwood, Sumter	554
Lady Lake, Lake	554
Dunnellon, Marion	547
Bellevue, Marion	542
Pahokee, Palm Beach	541
Ellenton, Manatee	537
Jensen Beach, Martin	526
Williston, Levy	525
Bristol, Liberty	518
Wilton Manors, Broward	516
Fellsmere, Indian River	516
Lauderhill, Broward	516
Palmetto Bay, Dade	510
Beverly Hills, Citrus	500
Lauderdale Lakes, Broward	497
Satellite Beach, Brevard	497
Safety Harbor, Pinellas	497
Crescent City, Putnam	491
Polk City, Polk	484
Freeport, Walton	483
Bowling Green, Hardee	478
Nokomis, Sarasota	476
Port Saint Joe, Gulf	470
Mary Esther, Okaloosa	469
Hilliard, Nassau	464
Key Largo, Monroe	462
Bushnell, Sumter	456
Carrabelle, Franklin	442
Marco Island, Collier	441
Dunnellon, Citrus	435
Shalimar, Okaloosa	431
Fort Meade, Polk	431
Hernando, Citrus	431
Keystone Heights, Clay	429
Sweetwater, Dade	422
Glen Saint Mary, Baker	417
Chiefland, Levy	395
Englewood, Charlotte	384
Sneads, Jackson	377
Southwest Ranches, Broward	376
Old Town, Dixie	374
Florida State University, Leon	373
Indialantic, Brevard	371
Centerville, Leon	364
Medley, Dade	360
Marathon, Monroe	352

# COVID-19: characteristics of 1,040,727 Florida resident cases

Data through Dec 5, 2020 verified as of Dec 6, 2020 at 09:25 AM

Data in this report are provisional and subject to change.

The table below includes the cities and counties of residence for cases in Florida residents based on the patient's ZIP Code. Note that city is not always received as part of the initial notification and may be missing while the case is being investigated.

City and county	Cases
Lake Alfred, Polk	350
Cocoa Beach, Brevard	349
Jacksonville, St. Johns	349
Miramar Beach, Walton	345
Spring Hill, Pasco	340
Bronson, Levy	340
Neptune Beach, Duval	335
Thonotosassa, Hillsborough	334
Englewood, Sarasota	326
Raiford, Union	312
Belle Isle, Orange	310
Fort Myers Beach, Lee	310
Cottondale, Jackson	304
Sorrento, Lake	302
High Springs, Alachua	300
Minneola, Lake	299
Fort White, Columbia	295
West Melbourne, Brevard	292
Malone, Jackson	284
Clearwater Beach, Pinellas	283
Baker, Okaloosa	280
Oakland, Orange	280
Palm Beach, Palm Beach	279
Trinity, Pasco	278
Mascotte, Lake	273
Lehigh, Lee	271
Fruitland Park, Lake	266
Midway, Gadsden	256
Umatilla, Lake	252
Bunnell, Flagler	252
Gulfport, Pinellas	249
Zolfo Springs, Hardee	245
Citra, Marion	245
Myakka City, Manatee	243
Rotunda West, Charlotte	242
Interlachen, Putnam	238
Haverhill, Palm Beach	237
Silver Springs, Marion	235
Hawthorne, Alachua	234
Pierson, Volusia	234
Weeki Wachee, Hernando	232
South Daytona, Volusia	229
Bell, Gilchrist	226
Tavernier, Monroe	219
De Leon Springs, Volusia	217
Youngstown, Bay	216
Lake Park, Palm Beach	213
Apalachicola, Franklin	212
Flagler Beach, Flagler	212
Jay, Santa Rosa	211
Molino, Escambia	210
Cape Canaveral, Brevard	206
Lawtey, Bradford	199
Melbourne Beach, Brevard	197
Altha, Calhoun	197
Branford, Suwannee	197
Greenville, Madison	195
Ocklawaha, Marion	195
Mims, Brevard	195

# COVID-19: characteristics of 1,040,727 Florida resident cases

Data through Dec 5, 2020 verified as of Dec 6, 2020 at 09:25 AM

Data in this report are provisional and subject to change.

The table below includes the cities and counties of residence for cases in Florida residents based on the patient's ZIP Code. Note that city is not always received as part of the initial notification and may be missing while the case is being investigated.

City and county	Cases
Jennings, Hamilton	193
Osprey, Sarasota	192
Holly Hill, Volusia	190
Alva, Lee	189
Ave Maria, Collier	189
Archer, Alachua	188
Tequesta, Palm Beach	187
Bay Harbor Islands, Dade	186
Oxford, Sumter	186
Celebration, Osceola	185
Grand Ridge, Jackson	184
Indian Harbour Beach, Brevard	182
Edgewood, Orange	176
Surfside, Dade	176
Dundee, Polk	173
Greenwood, Jackson	172
East Palatka, Putnam	171
Kenneth City, Pinellas	170
Floral City, Citrus	167
Eastpoint, Franklin	161
Vernon, Washington	158
Montverde, Lake	156
Eagle Lake, Polk	156
O Brien, Suwannee	155
Gretna, Gadsden	152
Bal Harbour, Dade	152
Hastings, St. Johns	151
Westville, Holmes	150
South Pasadena, Pinellas	148
Chuluota, Seminole	147
Satsuma, Putnam	147
Melrose, Putnam	147
Webster, Sumter	146
Gotha, Orange	145
West Miami, Dade	142
San Antonio, Pasco	141
Indian Rocks Beach, Pinellas	138
Clair-Mel City, Hillsborough	138
Lee, Madison	137
Elkton, St. Johns	136
Azalea Park, Orange	133
University Of Miami, Dade	132
Southport, Bay	131
Malabar, Brevard	130
Valparaiso, Okaloosa	129
Grand Island, Lake	128
Ponce De Leon, Holmes	126
Reddick, Marion	125
Laurel Hill, Okaloosa	123
Eglin Air Force Base, Okaloosa	120
Hiawassee, Orange	120
Lake Panasoffkee, Sumter	120
Wellborn, Suwannee	119
Bryceville, Nassau	117
Inlet Beach, Walton	117
Lakewood Ranch, Manatee	116
Geneva, Seminole	115
Alford, Jackson	113
White Springs, Hamilton	113

# COVID-19: characteristics of 1,040,727 Florida resident cases

Data through Dec 5, 2020 verified as of Dec 6, 2020 at 09:25 AM

Data in this report are provisional and subject to change.

The table below includes the cities and counties of residence for cases in Florida residents based on the patient's ZIP Code. Note that city is not always received as part of the initial notification and may be missing while the case is being investigated.

City and county	Cases
Mcdavid, Escambia	111
Fort McCoy, Marion	110
Zellwood, Orange	108
Missing, Brevard	108
Summerland Key, Monroe	106
Morrison, Levy	103
Matlacha, Lee	102
Lockhart, Orange	102
Sebastian, Brevard	100
Juno Beach, Palm Beach	100
Missing, Lee	98
Weirsdale, Marion	98
Alafaya, Orange	98
Anthony, Marion	97
South Fort Myers, Lee	97
University Of Central Florida, Orange	97
Hosford, Liberty	96
Fountain, Bay	96
Hallandale Beach, Broward	94
Mcalpin, Suwannee	94
Belleair, Pinellas	93
Sanibel, Lee	93
Pomona Park, Putnam	92
Micanopy, Alachua	91
Babson Park, Polk	90
Howey-In-The-Hills, Lake	88
Greenacres, Palm Beach	88
Longboat Key, Manatee	88
Bay Lake, Orange	87
University Of Fl, Alachua	86
Holmes Beach, Manatee	86
Center Hill, Sumter	85
Astatula, Lake	85
Odessa, Pasco	84
Islamorada, Monroe	83
Cloud Lake, Palm Beach	82
Lauderdale By The Sea, Broward	81
Sopchoppy, Wakulla	80
Poinciana, Polk	80
Kindred, Osceola	80
Fern Park, Seminole	79
Mangonia Park, Palm Beach	79
Holt, Okaloosa	78
Bokeelia, Lee	78
Temple Terrace, Hillsborough	78
Carrollwood, Hillsborough	78
Madeira Beach, Pinellas	78
Missing, Volusia	77
Steinhatchee, Taylor	76
Missing, Marion	75
Caryville, Washington	74
Lake Helen, Volusia	73
Big Pine Key, Monroe	73
Sumterville, Sumter	72
F M, Lee	72
Viera, Brevard	71
Seville, Volusia	70
Avon Park, Polk	70
Oak Hill, Volusia	69

# COVID-19: characteristics of 1,040,727 Florida resident cases

Data through Dec 5, 2020 verified as of Dec 6, 2020 at 09:25 AM

Data in this report are provisional and subject to change.

The table below includes the cities and counties of residence for cases in Florida residents based on the patient's ZIP Code. Note that city is not always received as part of the initial notification and may be missing while the case is being investigated.

City and county	Cases
Atlantis, Palm Beach	67
Eatonville, Orange	67
The Villages, Lake	66
Grant-Valkaria, Brevard	66
Hypoluxo, Palm Beach	65
Panacea, Wakulla	65
Citrus Springs, Citrus	65
Osteen, Volusia	64
Clarksville, Calhoun	62
Saint James City, Lee	62
Stock Island, Monroe	61
Missing, Palm Beach	61
Air Mail Facility, Dade	61
Winter Park, Seminole	61
Lake Hamilton, Polk	60
Lady Lake, Sumter	60
Missing, Duval	59
University Of South Florida, Hillsborough	59
Placida, Charlotte	59
Cutler Bay, Dade	58
Palma Ceia, Hillsborough	58
Dinsmore, Duval	57
Lutz, Pasco	57
University Of Central Fl, Orange	57
Bonita Beach, Lee	57
The Villages, Marion	57
Altoona, Lake	56
Waldo, Alachua	56
Ochopee, Collier	55
San Mateo, Putnam	55
Belleair Beach, Pinellas	54
Golden Beach, Dade	54
Hollister, Putnam	54
Buena Ventura Lakes, Osceola	54
Astor, Lake	54
Lamont, Jefferson	52
Barefoot Bay, Brevard	51
Inglis, Levy	51
Bradenton Beach, Manatee	50
Christmas, Orange	50
Ponce Inlet, Volusia	50
Missing, Santa Rosa	50
Brooker, Bradford	49
Welaka, Putnam	48
Canal Point, Palm Beach	48
Missing, Collier	48
Greensboro, Gadsden	48
Bascom, Jackson	48
Crystal Beach, Pinellas	48
Paisley, Lake	46
Missing, Pasco	45
Kendall, Dade	45
Hurlburt Field, Okaloosa	44
Princeton, Dade	44
Callaway, Bay	44
Missing, Broward	43
Lighthouse Point, Broward	43
Florida Gulf Coast Univ, Lee	43
Pinetta, Madison	43

# COVID-19: characteristics of 1,040,727 Florida resident cases

Data through Dec 5, 2020 verified as of Dec 6, 2020 at 09:25 AM

Data in this report are provisional and subject to change.

The table below includes the cities and counties of residence for cases in Florida residents based on the patient's ZIP Code. Note that city is not always received as part of the initial notification and may be missing while the case is being investigated.

City and county	Cases
Hampton, Bradford	42
Baldwin, Duval	42
Harmony, Osceola	40
Ocean Ridge, Palm Beach	40
Sunny Isles Beach, Dade	40
Missing, Orange	39
Felda, Hendry	39
Patrick Air Force Base, Brevard	39
Florahome, Putnam	38
Manalapan, Palm Beach	38
Sewalls Point, Martin	38
Destin, Walton	38
Campbellton, Jackson	38
Palm Beach Shores, Palm Beach	37
Tierra Verde, Pinellas	37
Boca Grande, Lee	36
University Of Tampa, Hillsborough	36
Yalaha, Lake	36
Fort Denaud, Hendry	35
Lorida, Highlands	35
Fruit Cove, St. Johns	35
Flemington, Marion	34
West Park, Broward	34
Cinco Bayou, Okaloosa	33
Ebro, Washington	33
Tyndall Air Force Base, Bay	32
Village Of Wellington, Palm Beach	32
Cedar Key, Levy	31
Rocky Point, Hillsborough	31
Saint Pete Beach, Pinellas	31
Missing, St. Johns	30
Anna Maria, Manatee	30
Reunion, Osceola	30
Singer Island, Palm Beach	30
North Venice, Sarasota	29
North Redington Beach, Pinellas	29
Georgetown, Putnam	29
Lake Suzy, Desoto	29
Saint Leo, Pasco	29
Naranja, Dade	28
Barry University, Dade	28
Highland Beach, Palm Beach	28
Bellview, Escambia	28
Kathleen, Polk	27
Florida State, Leon	26
Terra Ceia, Manatee	26
Univ Of FI Student Dorms, Alachua	25
Eaton Park, Polk	25
Dania Beach, Broward	25
Enterprise, Volusia	25
Walnut Hill, Escambia	25
Waverly, Polk	25
Jupiter, Martin	25
Missing, Pinellas	24
Miami Springs, Dade	24
Bay Pines, Pinellas	24
Cudjoe Key, Monroe	24
South Miami Heights, Dade	24
Hialeah Gardens, Dade	23



# COVID-19: characteristics of 1,040,727 Florida resident cases

Data through Dec 5, 2020 verified as of Dec 6, 2020 at 09:25 AM

Data in this report are provisional and subject to change.

The table below includes the cities and counties of residence for cases in Florida residents based on the patient's ZIP Code. Note that city is not always received as part of the initial notification and may be missing while the case is being investigated.

City and county	Cases
Labelle, Glades	23
Miami, Unknown	23
Salt Springs, Marion	23
South Palm Beach, Palm Beach	23
Heathrow, Seminole	22
Aloma, Orange	22
Ona, Hardee	22
Intercession City, Osceola	22
Florida Dept Of Corrections, Union	22
Missing, Hillsborough	22
Miami Shores, Dade	22
Town N Country, Hillsborough	21
Kinard, Calhoun	21
North Bay Village, Dade	21
Palm Shores, Brevard	21
Florida A And M University, Leon	21
Tangerine, Orange	21
Gulf Breeze, Escambia	21
Kenansville, Osceola	21
Santa Fe, Alachua	20
Fort Lauderdale, Dade	20
Tioga, Alachua	20
Lulu, Columbia	20
Nocatee, Desoto	20
Treasure Island, Pinellas	20
Bagdad, Santa Rosa	20
Okahumpka, Lake	20
Penney Farms, Clay	20
Pensacola Beach, Santa Rosa	20
Tice, Lee	19
Miromar Lakes, Lee	19
Missing, Manatee	18
Highland City, Polk	18
Babcock Ranch, Lee	18
Pasadena, Pinellas	18
Stetson University, Volusia	18
Bonita Springs, Collier	18
Micco, Brevard	18
Ponte Vedra, Duval	18
Florida International Univ, Dade	18
La Crosse, Alachua	17
Sydney, Hillsborough	17
Key Colony Beach, Monroe	17
Balm, Hillsborough	17
Goulds, Dade	17
Northdale, Hillsborough	16
Sun City, Hillsborough	16
Lacoochee, Pasco	16
Bayonet Point, Pasco	16
Hallandale Beach, Broward	16
West Panama City Beach, Bay	16
Hawthorne, Putnam	15
Palmdale, Glades	15
Homosassa Springs, Citrus	15
Missing, Sumter	14
Branford, Lafayette	14
Indian Lake Estates, Polk	14
Goodland, Collier	14
Missing, Martin	14

# COVID-19: characteristics of 1,040,727 Florida resident cases

Data through Dec 5, 2020 verified as of Dec 6, 2020 at 09:25 AM

Data in this report are provisional and subject to change.

The table below includes the cities and counties of residence for cases in Florida residents based on the patient's ZIP Code. Note that city is not always received as part of the initial notification and may be missing while the case is being investigated.

City and county	Cases
Perdido Key, Escambia	14
Paxton, Walton	14
Chokoloskee, Collier	14
Mexico Beach, Bay	14
Horseshoe Beach, Dixie	14
Apopka, Seminole	14
Siesta Key, Sarasota	14
Candler, Marion	14
Bonifay, Washington	13
Yankeetown, Levy	13
New Smyrna, Volusia	13
Missing, Escambia	13
Dowling Park, Suwannee	13
Village Of Palmetto Bay, Dade	13
Orange Lake, Marion	13
Saint Marks, Wakulla	12
Sugarloaf Key, Monroe	12
Venus, Highlands	12
Mcintosh, Marion	12
Miami, Broward	12
Bostwick, Putnam	12
City Of Westlake, Palm Beach	12
Champions Gate, Polk	12
Green Acres, Palm Beach	12
Maitland, Seminole	12
Wewahitchka, Calhoun	12
Bradley, Polk	12
Missing, Hernando	12
Missing, Polk	12
Little Torch Key, Monroe	12
Pembroke Park, Broward	11
Cortez, Manatee	11
Missing, St. Lucie	11
Homeland, Polk	11
Long Key, Monroe	11
Lake City, Suwannee	11
Caryville, Holmes	11
Plymouth, Orange	11
Unknown, Dade	11
Mount Dora, Orange	11
Poinciana, Osceola	11
White Springs, Columbia	11
Rosemary Beach, Walton	10
Hernando Beach, Hernando	10
Eloise, Polk	10
Tallevast, Manatee	10
Missing, Citrus	10
Earleton, Alachua	10
City Of Sunrise, Broward	10
Passport, Unknown	10
Loughman, Polk	10
Fort Ogden, Desoto	10
Crystal Springs, Pasco	10
Duette, Manatee	10
Sparr, Marion	10
Florence Villa, Polk	10
Hollywood, Dade	10
Graceville, Holmes	10
Jacksonville, Unknown	10

# COVID-19: characteristics of 1,040,727 Florida resident cases

Data through Dec 5, 2020 verified as of Dec 6, 2020 at 09:25 AM

Data in this report are provisional and subject to change.

The table below includes the cities and counties of residence for cases in Florida residents based on the patient's ZIP Code. Note that city is not always received as part of the initial notification and may be missing while the case is being investigated.

City and county	Cases
Mango, Hillsborough	9
Pine Hills, Orange	9
Buckingham, Lee	9
Missing, Okaloosa	9
Jensen Beach, St. Lucie	9
Ridge Manor, Pasco	9
University Park, Manatee	9
Bayshore Gardens, Manatee	9
Long Boat Key, Manatee	9
Palma Sola, Manatee	9
Telogia, Liberty	9
Village Wellington, Palm Beach	9
Greenville, Taylor	9
Gulf Stream, Palm Beach	9
Missing, Seminole	9
Florida International University, Dade	9
Gonzalez, Escambia	9
Steinhatchee, Dixie	9
Gulf Hammock, Levy	9
Lamont, Madison	9
Saint Johns, Duval	9
Wabasso, Indian River	9
Missing, Nassau	8
Florida State Univ Admin, Leon	8
Rubonia, Manatee	8
Durant, Hillsborough	8
Laurel Hill, Walton	8
Perrine, Dade	8
Wahneta, Polk	8
Webster, Hernando	8
Indian River Shores, Indian River	8
Graham, Bradford	8
Westchase, Hillsborough	8
Wausau, Washington	8
Westlake, Palm Beach	8
Woodville, Leon	8
Saint George Island, Franklin	8
Missing, Clay	8
Murdock, Charlotte	8
Forest City, Orange	8
Cottdondale, Washington	8
Hialeah, Unknown	8
Trenton, Levy	8
Archer, Levy	8
Laud-By-The-Sea, Broward	8
Lake Como, Putnam	8
Lowell, Marion	8
Parker, Bay	8
Missing, Indian River	8
Kissimmee, Orange	8
Saint Lucie West, St. Lucie	7
Lealman, Pinellas	7
Jerome, Collier	7
Trilby, Pasco	7
Alturas, Polk	7
Union Park, Orange	7
Evinston, Alachua	7
Holder, Citrus	7
Nichols, Polk	7

# COVID-19: characteristics of 1,040,727 Florida resident cases

Data through Dec 5, 2020 verified as of Dec 6, 2020 at 09:25 AM

Data in this report are provisional and subject to change.

The table below includes the cities and counties of residence for cases in Florida residents based on the patient's ZIP Code. Note that city is not always received as part of the initial notification and may be missing while the case is being investigated.

City and county	Cases
West Delray Beach, Palm Beach	7
Shady Hills, Pasco	7
Bonaventure, Broward	7
Orchid, Indian River	6
Pine Castle, Orange	6
Indian Creek Village, Dade	6
Missing, Lake	6
Morrison, Marion	6
Port Saint John, Brevard	6
Leisure City, Dade	6
Mayport Naval Station, Duval	6
Lake Butler, Bradford	6
Fanning Springs, Gilchrist	6
Hillsboro Beach, Broward	6
Suwannee, Dixie	6
Ponce De Leon, Walton	6
Ramrod Key, Monroe	6
Palm City, St. Lucie	6
Lake Monroe, Seminole	6
Belleair Bluffs, Pinellas	6
Brooksville, Pasco	6
Ferndale, Lake	6
Switzerland, St. Johns	6
Pine Ridge, Citrus	5
Beverly Beach, Flagler	5
Pass, Unknown	5
Quail Heights, Dade	5
Stuart, St. Lucie	5
Redington Shores, Pinellas	5
East Lake, Marion	5
Ebro, Bay	5
Deer Island, Lake	5
Everglades City, Collier	5
Fort Charlotte, Charlotte	5
Missing, Columbia	5
Virginia Gardens, Dade	5
Braden River, Manatee	5
Missing, Unknown	5
Mount Plymouth, Lake	5
Mexico Beach, Gulf	5
Dade City, Hernando	5
Citrus Hills, Citrus	5
Roseland, Indian River	5
Lakewood Ranch, Sarasota	5
Duck Key, Monroe	5
Psi, Unknown	5
Nalcrest, Polk	5
Ozona, Pinellas	5
Maxville, Duval	5
Hutchinson Island, St. Lucie	5
High Springs, Gilchrist	4
Ft Pierce, St. Lucie	4
Clarcona, Orange	4
Pensacola, Unknown	4
Ybor City, Hillsborough	4
Fort Lauderdale, Palm Beach	4
Lakeshore, Polk	4
Naples, Lee	4
Miami Gardens, Unknown	4

# COVID-19: characteristics of 1,040,727 Florida resident cases

Data through Dec 5, 2020 verified as of Dec 6, 2020 at 09:25 AM

Data in this report are provisional and subject to change.

The table below includes the cities and counties of residence for cases in Florida residents based on the patient's ZIP Code. Note that city is not always received as part of the initial notification and may be missing while the case is being investigated.

City and county	Cases
Okeechobee, Osceola	4
Saint Augustine, Duval	4
Briny Breezes, Palm Beach	4
Williston, Marion	4
International Service Center, Dade	4
N/A, Unknown	4
Fernandina, Nassau	4
Wakulla Springs, Wakulla	4
Seacrest, Walton	4
Salem, Taylor	4
Orlando, Brevard	4
Davenport, Osceola	4
Sea Ranch Lakes, Broward	4
Grove City, Charlotte	4
Daytona Beach Shores, Volusia	4
Barberville, Volusia	4
Redington Beach, Pinellas	4
Winter Garden, Lake	4
Westchester, Dade	4
Valkaria, Brevard	4
River Ranch, Polk	4
Loxahatchee Groves, Palm Beach	4
Live Oak, Madison	4
Niceville, Walton	4
Mayport, Duval	4
Shady Grove, Taylor	4
Tampa, Pinellas	4
Watersound, Walton	4
White City, Gulf	4
Sunny Hills, Washington	3
Worthington Springs, Union	3
Johns Pass Village, Pinellas	3
Golden Oak, Orange	3
Inlet Beach, Bay	3
Jacksonville, Clay	3
Clermont, Orange	3
Indian Shores, Pinellas	3
Lynbrook, Broward	3
Hallandale Beach, Unknown	3
Captiva, Lee	3
Choctaw Beach, Okaloosa	3
Deerfield Beach, Palm Beach	3
Blountstown, Liberty	3
Saint Augustine Beach, St. Johns	3
Putnam Hall, Putnam	3
West Bradenton, Manatee	3
Village Of Golf, Palm Beach	3
Port Salerno, Martin	3
Eglin, Okaloosa	3
Innovation, Pasco	3
Margate, Unknown	3
Melrose, Bradford	3
Wildlight, Nassau	3
Brewton, Escambia	3
Goldenrod, Seminole	3
Labelle, Lee	3
Pp, Unknown	3
San Fernando, Unknown	3
Pompano Beach, Palm Beach	3

# COVID-19: characteristics of 1,040,727 Florida resident cases

Data through Dec 5, 2020 verified as of Dec 6, 2020 at 09:25 AM

Data in this report are provisional and subject to change.

The table below includes the cities and counties of residence for cases in Florida residents based on the patient's ZIP Code. Note that city is not always received as part of the initial notification and may be missing while the case is being investigated.

City and county	Cases
Vernon, Bay	3
Fpo, Duval	3
Fernandina Beach, Duval	3
Elfers, Pasco	3
Cypress Gardens, Polk	3
Oneco, Manatee	3
Orange Springs, Marion	3
Missing, Putnam	3
Monticello, Madison	3
Indian Rock Beach, Pinellas	3
Hollywood, Unknown	3
Mayport Naval Housing, Duval	3
Vero Beach, St. Lucie	3
Basinger, Okeechobee	3
Bella Collina, Lake	3
El Jobean, Charlotte	3
Julington Creek, St. Johns	3
Seacrest, Bay	3
Point Washington, Walton	3
Orange Park, Duval	3
Orlando, Osceola	3
Mims, Volusia	3
Missing, Alachua	3
Nobleton, Hernando	3
North Fort Myers, Charlotte	3
Kissimmee, Unknown	3
Longboat Key, Sarasota	3
Jacksonville Naval Air Station, Duval	3
Chicago, Lee	3
Clewiston, Palm Beach	3
Branford, Gilchrist	3
San Carlos Park, Lee	3
Sorrento, Orange	3
Westville, Walton	3
Pensacola Beach, Escambia	3
Sugarloaf, Monroe	3
Cypress, Jackson	3
Miccosukee, Leon	3
Lamont, Taylor	3
Land O Lakes, Hillsborough	2
Keystone Heights, Bradford	2
Lloyd, Jefferson	2
Los Angeles, Dade	2
Milligan, Okaloosa	2
Cross City, Taylor	2
Brandon, Unknown	2
Carl Fisher, Dade	2
Forest City, Seminole	2
Fort Lauderdale, Alachua	2
Glenwood, Volusia	2
Saint Marys, Nassau	2
Wacissa, Jefferson	2
Tampa, Hernando	2
Sebring, Desoto	2
Wauchula, Desoto	2
Yeehaw, Okeechobee	2
Vero Beach, Unknown	2
Boynton Beach, Broward	2
Cape Haze, Charlotte	2

# COVID-19: characteristics of 1,040,727 Florida resident cases

Data through Dec 5, 2020 verified as of Dec 6, 2020 at 09:25 AM

Data in this report are provisional and subject to change.

The table below includes the cities and counties of residence for cases in Florida residents based on the patient's ZIP Code. Note that city is not always received as part of the initial notification and may be missing while the case is being investigated.

City and county	Cases
Bristol, Calhoun	2
Bayou George, Bay	2
000000, Unknown	2
Babcock Ranch, Charlotte	2
Conch Key, Monroe	2
Jacksonville Naval Hospital, Duval	2
Kingsley Lake, Bradford	2
Longview, Dade	2
Jacksonville, Nassau	2
Okeechobee, Lake	2
Newberry, Gilchrist	2
Mesa, Unknown	2
Miramar, Dade	2
Ormond Beach, Flagler	2
Pompano Beach, Unknown	2
North Port, Charlotte	2
New Port Richey, Hillsborough	2
Missing, Bay	2
Miramar, Unknown	2
Long Beach, Orange	2
Miami, Martin	2
Jonesville, Alachua	2
Lauderhill, Unknown	2
Jupiter Island, Martin	2
Labelle, Collier	2
Venice, Dade	2
Sand Lake, Orange	2
Marysville, Dade	2
Oakland Park, Unknown	2
Day, Lafayette	2
Bowling Green, Polk	2
Crescent Beach, Sarasota	2
Green Cove Springs, Duval	2
Tampa, Broward	2
Samoset, Manatee	2
Sunrise, Unknown	2
Seguin, Unknown	2
Scottsmoor, Brevard	2
Portland, Unknown	2
Pp, Dade	2
Lanark Village, Franklin	2
Melbourne, Orange	2
Missing, Walton	2
Moore Haven, Hendry	2
Lake Harbor, Palm Beach	2
Glen Ridge, Palm Beach	2
Fort Walton Beach, Walton	2
Cassadaga, Volusia	2
Dunnellon, Levy	2
Woodside, Broward	2
Ocean Breeze, Martin	2
Pass, Dade	2
Jacksonville, Dade	2
Madison, Unknown	2
Florida Power & Light Co, Dade	2
Gibsonia, Polk	2
Alligator Point, Wakulla	2
Amelia City, Nassau	2
Citrus Ridge, Indian River	2

# COVID-19: characteristics of 1,040,727 Florida resident cases

Data through Dec 5, 2020 verified as of Dec 6, 2020 at 09:25 AM

Data in this report are provisional and subject to change.

The table below includes the cities and counties of residence for cases in Florida residents based on the patient's ZIP Code. Note that city is not always received as part of the initial notification and may be missing while the case is being investigated.

City and county	Cases
Upper Key Largo, Monroe	2
Orlando, Unknown	2
Punta Gorda, Lee	2
Port Saint Lucie, Martin	2
Port Charlotte, Unknown	2
Saint Augusaintine Beach, St. Johns	2
Seven Springs, Pasco	2
Alligator Point, Franklin	2
Immokalee, Lee	2
Fort Lauderdale, Unknown	2
Cross Creek, Alachua	2
Crawfordville, Leon	2
Fairfield, Marion	2
Lutz, Pinellas	2
Miami Gardens, Broward	2
Los Angeles, Okaloosa	2
Lakeland, Hillsborough	2
Lawtey, Union	2
None, Dade	2
Miami, Palm Beach	2
Clermont, Polk	2
Fort Pierce, Martin	2
Bonifay, Jackson	2
Aripeka, Pasco	2
Grandin, Putnam	2
Ludlam, Dade	2
Laurel, Sarasota	2
Lecanto, Marion	2
Oklawaha, Marion	2
Olustee, Baker	2
Winter Garden, Seminole	2
Tarpon Springs, Pasco	2
West Palm Beach, Dade	2
Weston, Dade	1
Wheaton, Lee	1
Wesley Chapel, Alachua	1
Tewksbury, Orange	1
Soldotna, Broward	1
Saint Johns, Orange	1
San Antonio, Sarasota	1
San Antonio, Unknown	1
Sanford, Volusia	1
Tampa Palms, Hillsborough	1
Steinhatchee, Madison	1
South Burlington, Orange	1
Opalocka, Dade	1
Palm Coast, Duval	1
Palm Springs North, Dade	1
Pineland, Lee	1
Pembroke Puine, Unknown	1
Perry, Leon	1
Provincetown, Collier	1
Missing, Leon	1
Milton, Escambia	1
Marianna, Calhoun	1
Okeechobee, St. Lucie	1
Naples, Orange	1
New Richmond, Volusia	1
Lemoyne, Manatee	1



# COVID-19: characteristics of 1,040,727 Florida resident cases

Data through Dec 5, 2020 verified as of Dec 6, 2020 at 09:25 AM

Data in this report are provisional and subject to change.

The table below includes the cities and counties of residence for cases in Florida residents based on the patient's ZIP Code. Note that city is not always received as part of the initial notification and may be missing while the case is being investigated.

City and county	Cases
Las Vegas, Orange	1
Magnolia Square, Osceola	1
Melrose, Alachua	1
Miamf, Dade	1
Miami G, Dade	1
Miami, Collier	1
Greenville, Jefferson	1
Holt, Santa Rosa	1
Kingsland, Duval	1
Kissimmee, Brevard	1
Lake Placid, Alachua	1
99, Unknown	1
Aollywoss, Dade	1
Boca Raton, Unknown	1
Blowing Rock, Polk	1
Carol Stream, Orange	1
Charlotte, Pasco	1
Clear Brook, Lee	1
Haverford, Hillsborough	1
Hispanic, St. Lucie	1
Gilmer, Dade	1
Columbus, Brevard	1
Cookeville, Seminole	1
Dallas, Lee	1
Deland, Lake	1
Deland, Polk	1
Doctors Inlet, Clay	1
Esterro, Collier	1
Fanning Springs, Levy	1
Cumberland, Palm Beach	1
Dade City, Hillsborough	1
Middlesburg, Duval	1
Marshall, Dade	1
Mount Pleasant, Gadsden	1
North Pole, Seminole	1
North Port, Lee	1
Navarre, Okaloosa	1
Newark, Broward	1
Newburgh, Bay	1
Okeechobee, Glades	1
Oooooo, Unknown	1
Pacifica, Dade	1
Orem, Broward	1
Orlando, Lake	1
Lewisburg, Pasco	1
Littleton, Dade	1
Lake Geneva, Clay	1
Lake City, Hamilton	1
La Grange, Dade	1
Louisville, Manatee	1
Los Angeles Ca, Unknown	1
Miami, Hillsborough	1
Miami, Orange	1
Cypress, Leon	1
Eau Gallie, Brevard	1
Fort Myers, Unknown	1
Fort Pierce, Unknown	1
Granada Hills, Broward	1
Hailandale, Unknown	1

# COVID-19: characteristics of 1,040,727 Florida resident cases

Data through Dec 5, 2020 verified as of Dec 6, 2020 at 09:25 AM

Data in this report are provisional and subject to change.

The table below includes the cities and counties of residence for cases in Florida residents based on the patient's ZIP Code. Note that city is not always received as part of the initial notification and may be missing while the case is being investigated.

City and county	Cases
Homosassa, Hernando	1
Jerusalem, St. Johns	1
Harrison, Pinellas	1
Homeless, Polk	1
Anaheim, Unknown	1
Athens, Duval	1
Bogota, Orange	1
Bronx, Palm Beach	1
Deland, St. Lucie	1
Clewiston, Glades	1
Coconut Creek, Unknown	1
Cartersville, Unknown	1
Saint Petersburg, Hillsborough	1
Saint Petersburg, St. Lucie	1
Saxis, Lee	1
Sebring, Lee	1
Saint Johns, Unknown	1
Rye, Duval	1
Rex, Duval	1
Port Everglades, Broward	1
Palm Coast, Polk	1
Palm Coast, Volusia	1
Parker, Dade	1
Peoria, Unknown	1
West Villages, Sarasota	1
Wichita, Volusia	1
Winter Park, Broward	1
Zolfo Springs, Polk	1
Washington, Unknown	1
Wekiva Springs, Seminole	1
Tulsa, Orange	1
Sun City Center, Hardee	1
Tallahassee, Duval	1
Spring Hill , Hernando	1
Spring Hill, Hillsborough	1
Starke, Clay	1
Stone Mountain, Palm Beach	1
Chipley, Holmes	1
Chipley, Jackson	1
Chattanooga, Dade	1
Bryn Mawr, Palm Beach	1
Camden Wyoming, Duval	1
Colorado Springs, Unknown	1
Conifer, Lee	1
333, Unknown	1
Alva, Collier	1
Alys Beach, Bay	1
Apple Creek, Citrus	1
Hallandale Ben, Unknown	1
Fort Denaud, Glades	1
FI State Lot, Leon	1
Fortlauderdale, Unknown	1
Ft Pierce, Unknown	1
Garland, Orange	1
El Paso, Unknown	1
Everett, Dade	1
Destin, Unknown	1
Lauderdale Hill, Unknown	1
Live Oak, Columbia	1

# COVID-19: characteristics of 1,040,727 Florida resident cases

Data through Dec 5, 2020 verified as of Dec 6, 2020 at 09:25 AM

Data in this report are provisional and subject to change.

The table below includes the cities and counties of residence for cases in Florida residents based on the patient's ZIP Code. Note that city is not always received as part of the initial notification and may be missing while the case is being investigated.

City and county	Cases
Lake Worth, Broward	1
Jasper, Pinellas	1
Jeffersonville, Broward	1
Hickory, Lee	1
Hialeah, Broward	1
Homeless, Dade	1
Pompano Beach, Alachua	1
Palm City, Unknown	1
Oviedo, Leon	1
Old Town, Gilchrist	1
Ocala, Unknown	1
Miamii, Dade	1
Miamt, Dade	1
Mid Florida, Seminole	1
Middleburg, Duval	1
N/A, Duval	1
Naples, Alachua	1
Porter Ranch, Dade	1
Raiford, Bradford	1
Port Saint Lucie, Indian River	1
Riverview, Manatee	1
Russellville, Hillsborough	1
Saint Augustine, Okaloosa	1
San Diego, Unknown	1
Vero Beach, Brevard	1
Village Of Palm Springs, Palm Beach	1
Webster, Pasco	1
Steinhatchee, Alachua	1
Tampa, Leon	1
Tampa, Manatee	1
Westerville, Hillsborough	1
Winston Salem, Unknown	1
Woodland Hills, Brevard	1
Wilbur By The Sea, Volusia	1
Willowbrook, Lee	1
Wellington, Unknown	1
Wimauma, Manatee	1
Wayne, Dade	1
West Simsbury, Collier	1
South Otselic, Dade	1
Telluride, Lee	1
Unknown, Orange	1
Tinley Park, Lee	1
Sumatra, Liberty	1
Fdsf, Unknown	1
Duke Field Air Force Station, Okaloosa	1
Deltona , Volusia	1
Clermont, Unknown	1
Bryn Mawr, Collier	1
Aspen, Palm Beach	1
Bartow, Unknown	1
Boca Rotan, Unknown	1
Columbia, Orange	1
Coral Springs, Unknown	1
Cornelius, Leon	1
Crestview, Dade	1
Dade City, Polk	1
Dania, Unknown	1
Darien, Pasco	1

# COVID-19: characteristics of 1,040,727 Florida resident cases

Data through Dec 5, 2020 verified as of Dec 6, 2020 at 09:25 AM

Data in this report are provisional and subject to change.

The table below includes the cities and counties of residence for cases in Florida residents based on the patient's ZIP Code. Note that city is not always received as part of the initial notification and may be missing while the case is being investigated.

City and county	Cases
Hialeah Lakes, Dade	1
Hilliard, Dade	1
Hollywood, Leon	1
Holt, Unknown	1
Humble, Broward	1
Fwb, Unknown	1
Gainesville, Orange	1
Gastonia, Polk	1
Los Angeles, Polk	1
Lakewood, Unknown	1
Green, Clay	1
Gulf Shores, Escambia	1
Knoxville, Duval	1
New Vernon, Sarasota	1
New York, Broward	1
Myakka, Duval	1
Naples, Broward	1
Naugatuck, Lee	1
Missing, Sarasota	1
Missing, Taylor	1
Missing, Highlands	1
Miami Beach, Palm Beach	1
Miami Granders, Dade	1
Maitland, Unknown	1
Minneapolis, Broward	1
Minneapolis, Collier	1
Port Charlotte Fl, Unknown	1
Richmond Heights, Dade	1
Rochester, Lee	1
Rosemary Beach, Bay	1
Saint Petersburg, Dade	1
San Juan, Osceola	1
San Pedro Sula, Dade	1
Orlando, Palm Beach	1
Opa Locka, Unknown	1
Otter Creek, Levy	1
Pensacola, Santa Rosa	1
Ponce, Orange	1
Plantation, Unknown	1
St Cloud, Orange	1
Surprise, Unknown	1
Syracuse, Unknown	1
San Marcos, Unknown	1
Sarasota, Unknown	1
Pooler, Broward	1
Port Canaveral, Brevard	1
Saint Petersburg, Bay	1
Ridgewood, Lee	1
Roseville, Broward	1
Pensacola, Dade	1
Plantation Key, Monroe	1
Plantation, Leon	1
Panomo City, Bay	1
Twentynine Palms, Broward	1
Unknown, Manatee	1
Venezuela, Unknown	1
Vernon, Walton	1
Whippany, Volusia	1
Xifamk, Dade	1

# COVID-19: characteristics of 1,040,727 Florida resident cases

Data through Dec 5, 2020 verified as of Dec 6, 2020 at 09:25 AM

Data in this report are provisional and subject to change.

The table below includes the cities and counties of residence for cases in Florida residents based on the patient's ZIP Code. Note that city is not always received as part of the initial notification and may be missing while the case is being investigated.

City and county	Cases
Winfield, Hillsborough	1
Winter Garden, Unknown	1
Greensboro, Leon	1
Glen Cove, Unknown	1
Glen Saint Mary, Duval	1
Gainesville, Levy	1
Fleming Island, Duval	1
Fort Lauderdale, Orange	1
Crestview, Broward	1
Crestview, Walton	1
Cross Key, Monroe	1
Crystal River, Marion	1
Cape San Blas, Gulf	1
Deerfield Beach, Polk	1
Defuniak Springs, Okaloosa	1
Dade City, Unknown	1
Clearwater, Leon	1
Bradenton, Lee	1
Callahan, Duval	1
Bogota, Unknown	1
Atlanta, Walton	1
Attalla, Broward	1
North Porte, Unknown	1
Notrealville, Polk	1
Mount Vernon, Volusia	1
Mulberry, Hillsborough	1
Orem, Dade	1
Orlando, Polk	1
Oviedo, Lake	1
Okeechobi, Unknown	1
Monument, Broward	1
Morrisville, Palm Beach	1
North Brunswick, St. Lucie	1
North Lauderdale, Unknown	1
Mokena, Lee	1
Miamksaohes, Dade	1
Key West, Palm Beach	1
Kilgore, Dade	1
Macclenny, Dixie	1
Madison, Jefferson	1
Miami Dade, Unknown	1
Metter, Manatee	1
Missing, Lafayette	1
Jupiter Inlet, Palm Beach	1
Land O Lakes, Unknown	1
Landolakes, Unknown	1
Lima, Volusia	1
Inglis, Citrus	1
Irmo, Unknown	1
Island Grove, Alachua	1
Jacksonville, Baker	1
Sun City Center, Lee	1
Surfside Beach, Orange	1
Tavares, Unknown	1
Temple, Palm Beach	1
Unknown, Duval	1
Winnetka, Dade	1
Winter Springs, Orange	1
Youngstown, Washington	1

# COVID-19: characteristics of 1,040,727 Florida resident cases

Data through Dec 5, 2020 verified as of Dec 6, 2020 at 09:25 AM

Data in this report are provisional and subject to change.

The table below includes the cities and counties of residence for cases in Florida residents based on the patient's ZIP Code. Note that city is not always received as part of the initial notification and may be missing while the case is being investigated.

City and county	Cases
West Hollywood, Broward	1
Weston, Unknown	1
Wildwood, Lee	1
West Palm Beach, Unknown	1
Lake In The Hills, Broward	1
Lake Worth, Unknown	1
Land, Unknown	1
Jupiter, Pinellas	1
Kansas City, Palm Beach	1
Indianapolis, Lee	1
Jena, Taylor	1
Fort Lauderdale, Lee	1
Fort Pierce, Brevard	1
Fort Worth, Broward	1
Franklin, Orange	1
Gainesville, Santa Rosa	1
High Springs, Columbia	1
Gwynn Oak, Polk	1
East Rockland Key, Monroe	1
Crescent City, Marion	1
Crestview, Unknown	1
Coal City, Pasco	1
Celebration, Orange	1
Delray Beach, Broward	1
Boys Ranch, Suwannee	1
Big Torch Key, Monroe	1
Black, Holmes	1
Boca Raton, Lee	1
Bonifay, Unknown	1
Arabi, Orange	1
Austin, Dade	1
Addison, Pasco	1
Alford, Washington	1
Apo, Collier	1
Littleton, St. Johns	1
Los Angeles, Orange	1
Mattoon, Lee	1
Marianna, Washington	1
Mary Esther, Hillsborough	1
Milford, Bay	1
Newaygo, Charlotte	1
Na, Dade	1
Naples, Leon	1
Missing, Flagler	1
Missing, Washington	1
Painted Post, Pasco	1
Palatka, Marion	1
Okeechobee, Highlands	1
Pompano Beach, Dade	1
Pompano Beach, Osceola	1
Pensacola Naval Hospital, Escambia	1
Stiamk, Dade	1
Saint Petersburg, Duval	1
Port Charlotte, Lee	1
Roswell, Bay	1
Ruskin, Manatee	1
Port Saint Lucie, Marion	1
Port St Luice, Unknown	1
Port St. Lucie, St. Lucie	1

# COVID-19: characteristics of 1,040,727 Florida resident cases

Data through Dec 5, 2020 verified as of Dec 6, 2020 at 09:25 AM

Data in this report are provisional and subject to change.

The table below includes the cities and counties of residence for cases in Florida residents based on the patient's ZIP Code. Note that city is not always received as part of the initial notification and may be missing while the case is being investigated.

City and county	Cases
Rivera Beach, Unknown	1
Perth Amboy, Hillsborough	1
Panama City, Unknown	1
Pensacola, Sumter	1
Paducah, Manatee	1
Oldsray, Manatee	1
Orlando, Broward	1
Orlando, Lee	1
Middletown, Osceola	1
Melrose, Clay	1
Monroe, Hillsborough	1
North Laud, Unknown	1
Longwood, Broward	1
Lucedale, St. Lucie	1
Macclenny, Duval	1
Mayaguez, Dade	1
Interlachen, Duval	1
Hialeahgardens, Dade	1
Hosford, Calhoun	1
Columbia, Volusia	1
Cincinnati, Dade	1
Circle Pines, St. Lucie	1
Champions Gate, Osceola	1
Dracut, Orange	1
Davie, Unknown	1
Dayton, Orange	1
Gibsonton, Unknown	1
Greenbrier, Bay	1
Gurabo, Orange	1
Floral, Okaloosa	1
Baker, Santa Rosa	1
Alva, Escambia	1
Arcadia, Highlands	1
Armstrong, St. Johns	1
Belmont, Santa Rosa	1
Blountstown, Broward	1
Bronson, Alachua	1
Brooker, Alachua	1
Bonita, Lee	1
Brandon, Pinellas	1
Ventura, Orange	1
Unk, Duval	1
Umatilla, Marion	1
Wtixrat, Dade	1
Westlake Village, Unknown	1
Watersound, Bay	1
Sharpes, Brevard	1
Sanford, Orange	1
Saint Petersburg, Charlotte	1
Puerto Rico, Unknown	1
Randolph, Orange	1
Powell, Lee	1
Saint Lucie Village, St. Lucie	1
Trenton, Dixie	1
Unknown, Unknown	1
Toms River, Lee	1
Tourist, Dade	1
Summerfield, Unknown	1
Sunrtise, Dade	1

# COVID-19: characteristics of 1,040,727 Florida resident cases

Data through Dec 5, 2020 verified as of Dec 6, 2020 at 09:25 AM

Data in this report are provisional and subject to change.

The table below includes the cities and counties of residence for cases in Florida residents based on the patient's ZIP Code. Note that city is not always received as part of the initial notification and may be missing while the case is being investigated.

City and county	Cases
Waipahu, Santa Rosa	1
Ward, Polk	1
West Yarmouth, St. Lucie	1
Woodbine, Nassau	1
Suitland, Volusia	1
Venetian Islands, Dade	1
Syracuse, Polk	1
Tallahassee, Dade	1
Tamarac, Dade	1
Tavares, Orange	1
Town Of Nocatee, St. Johns	1
Unkn, Duval	1
Unknown, Volusia	1
Piasa, Putnam	1
Russellville, Bay	1
Saint Joseph, Volusia	1
San Antonio, Orange	1
Shirley, Flagler	1
Seminole, Leon	1
Greensburg, Palm Beach	1
Hoclywsod, Dade	1
Hernando, Marion	1
Hialeah, Collier	1
Indian Rocks Beach, Duval	1
Homeless, Hillsborough	1
Homeless, Monroe	1
Homeless, Pinellas	1
Fort Lauderdale, Leon	1
Fort White, Clay	1
Far Rockaway, Dade	1
Garden City, Alachua	1
Gaylord, Orange	1
Haines Creek, Lake	1
Hallandale, Unknown	1
Carmel, Orange	1
Caracas, Dade	1
Brooklyn, Lee	1
Boca Raton, Broward	1
Asheville, Highlands	1
Bartow, Hardee	1
Bel Air, Collier	1
Alachua, Duval	1
Alpharetta, Broward	1
Downingtown, Hillsborough	1
Deer Park, Dade	1
Deerfield Beach, Unknown	1
Deland, Seminole	1
Dallas, Hernando	1
Chicago, Unknown	1
Coconut Ck, Unknown	1
Copeland, Collier	1
Orlando, Dade	1
Orlando, Volusia	1
Orlo Vista, Orange	1
Monroe Township, Palm Beach	1
Moore Haven, Okeechobee	1
Morrisville, Unknown	1
North Palm Beach, Orange	1
Northport, Sarasota	1



# COVID-19: characteristics of 1,040,727 Florida resident cases

Data through Dec 5, 2020 verified as of Dec 6, 2020 at 09:25 AM

Data in this report are provisional and subject to change.

The table below includes the cities and counties of residence for cases in Florida residents based on the patient's ZIP Code. Note that city is not always received as part of the initial notification and may be missing while the case is being investigated.

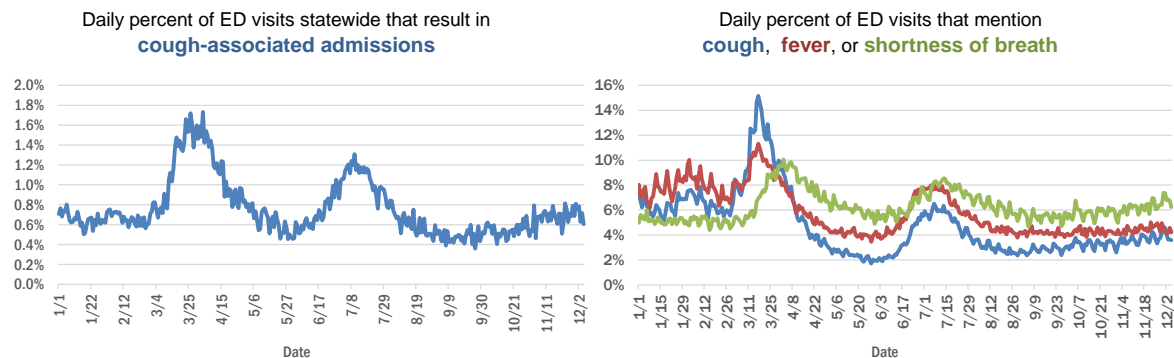
City and county	Cases
Oakland, Lee	1
Other, Dade	1
Pass-A-Grille Beach, Pinellas	1
Port Saint Lucie, Palm Beach	1
Prattville, Hillsborough	1
Prestonsburg, Bay	1
Quincy, Jackson	1
Rapid City, Broward	1
Red Bay, Holmes	1
Ldhl, Broward	1
Las Vegas, Palm Beach	1
Milford, Lee	1
Micanopy, Marion	1
Mckinney, Broward	1
Miamc, Dade	1
Key West, Duval	1
Jefferson, Dade	1
Jonesboro, Leon	1
Jupiter, Dade	1
Jupiter, St. Lucie	1
Kenilworth, Leon	1
Lake Butler, Alachua	1
Lakeland, Unknown	1
Kingsland, Nassau	1
Knoxville, Bay	1
<b>Total</b>	<b>1,040,727</b>

# COVID-19: additional surveillance information

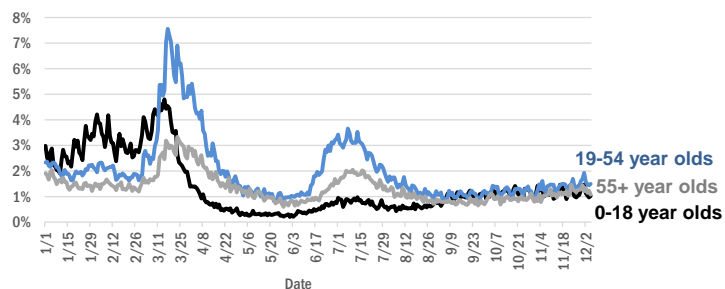
Data through Dec 5, 2020 verified as of Dec 6, 2020 at 09:25 AM

Data in this report are provisional and subject to change.

## Statewide emergency department (ED) chief complaint and admission data



## Daily percent of ED visits statewide that mention cough by age group



The Electronic Surveillance System for the Early Notification of Community-Based Epidemics (ESSENCE-FL) includes chief complaint data from 211 of 211 Florida EDs. Data are transmitted electronically to ESSENCE-FL daily or hourly.

# COVID-19: testing by laboratory

Data through Dec 5, 2020 verified as of Dec 6, 2020 at 09:25 AM

Data in this report are provisional and subject to change.

The numbers in the table below represent the number of Florida and non-Florida residents for whom test results were received by the Department of Health. A person can be tested by more than one laboratory and can have both positive and negative results. **Therefore, the sum of the numbers in each column will be larger than the total number of people tested.**

Reporting lab	Inconclusive	Negative	Positive	Percent positive	Total
LABORATORY CORPORATION OF AMERICA	2,013	1,242,494	153,851	11%	1,398,358
QUEST DIAGNOSTICS	9,290	1,124,703	155,621	12%	1,289,614
BIO REFERENCE LABORATORIES, INC	7,239	725,610	131,637	15%	864,486
CURATIVE LABS	7,698	747,891	88,019	10%	843,608
GENETWORK	661	390,603	32,932	8%	424,196
REALTOX LABS LLC	3,838	339,880	54,426	14%	398,144
HELIX	2,913	252,876	35,935	12%	291,724
EAST FLORIDA STATE COLLEGE - BREVARD		179,984	22,420	11%	202,404
RCA LABORATORY SERVICES, LLC		175,616	11,557	6%	187,173
IMPACT HEALTH BIOMETRIC TESTING, INC	835	145,519	14,432	9%	160,786
ELABNETWORK	1,058	131,110	10,807	8%	142,975
MAKO GENOMICS	5,754	112,102	18,172	13%	136,028
NOMIHEALTH		120,199	13,085	10%	133,284
NORTHWEST LABORATORY	246	120,947	6,734	5%	127,927
BPHL-JACKSONVILLE	18	107,942	16,794	13%	124,754
MAYO CLINIC LABORATORIES	269	107,670	11,344	10%	119,283
ADVENT HEALTH LAB	112	101,260	13,957	12%	115,329
MEDICAL DIAGNOSTIC LABORATORIES	967	97,535	13,961	12%	112,463
ADVENTHEALTH LAB	98	98,958	9,744	9%	108,800
BAYCARE LABORATORIES LLC	451	97,487	8,253	8%	106,191
MEMORIAL REGIONAL HOSPITAL SOUTH	22	83,628	16,550	17%	100,200
BIOCOLLECTIONS WORLDWIDE, INC	586	87,927	11,485	11%	99,998
BPHL-MIAMI	225	84,561	13,728	14%	98,514
KORVALABS, INC	1,281	90,540	4,631	5%	96,452
ASCENSION SACRED HEART HOSPITAL - PENSACOLA	2	84,768	10,775	11%	95,545
ORLANDO HEALTH SYSTEM	581	83,858	8,025	9%	92,464
SUNPATH MEDICAL DIAGNOSTICS LABORATORY	691	66,212	9,492	12%	76,395
TAMPA GENERAL HOSPITAL	4	68,826	5,397	7%	74,227
UF HEALTH MEDICAL LAB	33	67,864	5,492	7%	73,389
BPHL-TAMPA (SPECTRUM BLVD)	45	60,486	10,085	14%	70,616
DIATHERIX LABORATORIES		61,520	8,466	12%	69,986
FULGENT DIAGNOSTICS LABORATORY	1,083	63,403	5,119	7%	69,605
TESTING MATTERS INC	48	59,743	7,522	11%	67,313
AKESOGEN		51,678	8,173	14%	59,851
BAPTIST HEALTH SOUTH FLORIDA	201	47,466	7,320	13%	54,987
ASCENSION ST VINCENT'S - RIVERSIDE	1	49,065	5,595	10%	54,661
JACKSON MEMORIAL HOSPITAL CLINICAL LAB	79	45,216	8,497	16%	53,792
ARUP LABORATORIES	16	49,922	2,894	5%	52,832
AMERICAN HEALTH ASSOCIATES	9	47,099	3,478	7%	50,586
UF HEALTH SHANDS HOSPITAL	291	46,213	2,763	6%	49,267
LAKELAND REGIONAL MEDICAL CENTER	115	43,816	4,762	10%	48,693
REAL DIAGNOSTICS	251	39,634	4,983	11%	44,868
AIT LABORATORIES		40,051	4,518	10%	44,569
VIRACOR EUROFINS		34,682	9,676	22%	44,358
SOUTH MIAMI HOSPITAL LAB	136	32,862	4,116	11%	37,114
ORANGE COUNTY CONVENTION CENTER		33,330	3,646	10%	36,976

# COVID-19: testing by laboratory

Data through Dec 5, 2020 verified as of Dec 6, 2020 at 09:25 AM

Data in this report are provisional and subject to change.

The numbers in the table below represent the number of Florida and non-Florida residents for whom test results were received by the Department of Health. A person can be tested by more than one laboratory and can have both positive and negative results. **Therefore, the sum of the numbers in each column will be larger than the total number of people tested.**

Reporting lab	Inconclusive	Negative	Positive	Percent positive	Total
TALLAHASSEE MEMORIAL HOSPITAL	149	32,232	3,570	10%	35,951
MIAMI DADE COUNTY		32,093	3,527	10%	35,620
BAPTIST HEALTH - JACKSONVILLE	4	33,176	2,195	6%	35,375
APPLIED INGENUITY DIAGNOSTICS LLC		32,993	1,567	5%	34,560
PWNHEALTH	47	30,877	2,168	7%	33,092
WALGREENS	30	27,250	4,944	15%	32,224
LEE HEALTH - CAPE CORAL HOSPITAL	3	26,537	4,174	14%	30,714
BROWARD GENERAL MEDICAL CENTER-CLINICAL LAB	2	26,502	2,689	9%	29,193
SARASOTA MEMORIAL HOSPITAL MAIN LAB	12	26,674	1,992	7%	28,678
UNIVERSITY OF MIAMI HOSPITAL	32	25,256	2,707	10%	27,995
MILLENNIUM PHYSICIAN GROUP	16	23,892	3,923	14%	27,831
UF HEALTH JACKSONVILLE	40	24,335	2,167	8%	26,542
NICKLAUS CHILDREN'S HOSPITAL	52	22,969	3,290	13%	26,311
FLORIDA HOSPITAL - TAMPA	37	24,065	1,959	8%	26,061
REAL DIAGNOSTICS	111	22,154	3,351	13%	25,616
INGENIOUS PERSONALIZED MEDICINE	118	21,432	3,961	16%	25,511
ECCO LAB GROUP CO	368	21,359	3,661	14%	25,388
NORTH FLORIDA REGIONAL MEDICAL CENTER		19,530	1,948	9%	21,478
MOUNT SINAI MEDICAL CENTER	7	19,526	1,858	9%	21,391
STATLAB_MOBILE	1	19,242	1,985	9%	21,228
ST JOSEPHS HOSPITAL LABORATORY	18	18,696	2,407	11%	21,121
ACCESS DX LABORATORY	195	18,499	1,853	9%	20,547
BRANDON REGIONAL HOSPITAL		18,353	2,186	11%	20,539
ADVENT HEALTH - DAYTONA BEACH	32	18,882	1,406	7%	20,320
PALMETTO GENERAL HOSPITAL LAB	3	16,568	3,490	17%	20,061
JUPITER MEDICAL CENTER LAB	49	17,837	1,583	8%	19,469
JFK MEDICAL CENTER LAB	1	17,121	2,137	11%	19,259
NAPLES COMMUNITY HOSPITAL	58	17,107	1,745	9%	18,910
GENESIS REFERENCE LABORATORIES		17,070	1,449	8%	18,519
LAB DIAGNOSTICS LLC	375	12,639	5,139	28%	18,153
PANCARE OF FLORIDA INC		15,781	1,578	9%	17,359
BIOCERNA LABS	461	14,582	2,113	12%	17,156
AVENTUS BIO LABS	16	14,896	1,961	12%	16,873
INTEGRATED REGIONAL LABORATORIES LLP		14,667	2,132	13%	16,799
PATIENTS FIRST LAKE ELLA MEDICAL CENTER PA		14,215	2,525	15%	16,740
DRS CLACK SPENCER WHITE & MCCORMACK PA D/B/A		14,919	1,436	9%	16,355
SAINT MARY'S MEDICAL CENTER	22	13,934	1,647	11%	15,603
MORTON PLANT HOSPITAL-ADLER INSTITUTE	9	13,902	1,257	8%	15,168
INDIAN RIVER MEDICAL CENTER LAB		13,669	843	6%	14,512
HEALTH CENTER AT SINAI RESIDENCES		14,040	259	2%	14,299
EXACT SCIENCES LABORATORIES		12,849	998	7%	13,847
WELLINGTON REGIONAL MED CTR LAB	5	11,898	1,451	11%	13,354
CLEVELAND CLINIC HOSPITAL LAB	4	11,849	1,492	11%	13,345
LEESBURG REGIONAL MEDICAL CENTER		11,756	1,181	9%	12,937

# COVID-19: testing by laboratory

Data through Dec 5, 2020 verified as of Dec 6, 2020 at 09:25 AM

Data in this report are provisional and subject to change.

The numbers in the table below represent the number of Florida and non-Florida residents for whom test results were received by the Department of Health. A person can be tested by more than one laboratory and can have both positive and negative results. **Therefore, the sum of the numbers in each column will be larger than the total number of people tested.**

Reporting lab	Inconclusive	Negative	Positive	Percent positive	Total
HEALTHLINK DIAGNOSTIC LABORATORIES	83	11,802	781	6%	12,666
HOLY CROSS HOSPITAL CLINICAL LAB	1	11,953	696	6%	12,650
OSCEOLA REGIONAL MEDICAL CENTER	1	11,068	1,507	12%	12,576
HOMESTEAD HOSPITAL CLINICAL LABORATORY	24	10,224	2,083	17%	12,331
RUTGERS CLINICAL GENOMICS LABORATORY	43	11,524	408	3%	11,975
FLORIDA HOSPITAL WATERMAN LABORATORY	70	10,998	855	7%	11,923
MEMORIAL HOSPITAL JACKSONVILLE	8	10,062	1,818	15%	11,888
ADVENTIST HEALTH SYSTEMS SUNBELT INC DBA		11,491	341	3%	11,832
ST MARKS HOSPITAL LABORATORY B	78	10,627	1,002	9%	11,707
WATSON CLINIC LLP		9,753	1,627	14%	11,380
STS LAB 2 LLC	6	11,071	303	3%	11,380
MEMORIAL REGIONAL HOSPITAL CLINICAL LABORATORY	10	10,622	725	6%	11,357
PWN HEALTH	17	9,157	1,998	18%	11,172
LEE HEALTH - LEE MEMORIAL HOSPITAL		8,398	2,692	24%	11,090
WEST KENDALL BAPTIST HOSPITAL	8	8,956	1,993	18%	10,957
DELRAY MEDICAL CENTER LAB	3	9,870	1,002	9%	10,875
NORTHWEST MEDICAL CENTER	1	9,519	1,295	12%	10,815
PRIVA PATH LABS	44	10,234	497	5%	10,775
ORANGE PARK MEDICAL CENTER	9	9,018	1,622	15%	10,649
BETHESDA HOSPITAL EAST		9,681	866	8%	10,547
LARKIN COMMUNITY HOSPITAL INC DBA CARDIOTROPIC		6,820	3,622	35%	10,442
LAWNWOOD REGIONAL MEDICAL CENTER	1	9,176	1,263	12%	10,440
OAK HILL HOSPITAL		9,300	962	9%	10,262
ST ANTHONY'S HOSPITAL LAB	13	9,088	1,015	10%	10,116
BAPTIST HEALTH - SOUTH		9,424	688	7%	10,112
WINTER HAVEN HOSPITAL CLINICAL LABORATORY	3	8,597	1,388	14%	9,988
SRQ DRIVE THROUGH		8,944	905	9%	9,849
UHEALTH CORAL GABLES/LENNAR MED CTR	3	9,222	556	6%	9,781
LARGO MEDICAL CENTER		8,734	911	9%	9,645
LARKIN COMMUNITY HOSPITAL	10	8,327	1,280	13%	9,617
PALM BEACH BALL PARK		8,604	994	10%	9,598
GOOD SAMARITAN MEDICAL CENTER LAB	1	8,333	1,222	13%	9,556
COAST DIAGNOSTICS LLC	27	8,760	665	7%	9,452
BAYFRONT HEALTH - ST PETERSBURG	16	8,132	1,299	14%	9,447
CLEVELAND CLINIC TRADITION HOSPITAL		8,807	527	6%	9,334
AVECINA	17	8,717	559	6%	9,293
WESTSIDE REGIONAL MED CTR	2	7,933	1,272	14%	9,207
MEASE COUNTRYSIDE LAB	2	8,242	791	9%	9,035
MERCY HOSPITAL A CAMPUS OF PLANTATION GEN HOSP LAB	1	7,523	1,429	16%	8,953
ST JOSEPHS HOSPITAL	8	7,929	1,005	11%	8,942
GULF COAST MEDICAL CENTER MICROLAB		6,962	1,914	22%	8,876
AEGIS SCIENCES CORPORATION	39	7,909	830	9%	8,778
PALMS WEST HOSPITAL LAB	2	7,512	1,193	14%	8,707
MEDICAL CENTER OF TRINITY CLINICAL LABORATORY	1	7,851	788	9%	8,640

# COVID-19: testing by laboratory

Data through Dec 5, 2020 verified as of Dec 6, 2020 at 09:25 AM

Data in this report are provisional and subject to change.

The numbers in the table below represent the number of Florida and non-Florida residents for whom test results were received by the Department of Health. A person can be tested by more than one laboratory and can have both positive and negative results. **Therefore, the sum of the numbers in each column will be larger than the total number of people tested.**

Reporting lab	Inconclusive	Negative	Positive	Percent positive	Total
BOSTON HEART DIAGNOSTICS CORP		7,449	1,145	13%	8,594
WEST FLORIDA HOSPITAL LAB		6,932	1,528	18%	8,460
REGIONAL MEDICAL CENTER BAYONET POINT	2	7,886	530	6%	8,418
CORAL GABLES HOSPITAL CLINICAL LABORATORY		7,085	1,327	16%	8,412
HALIFAX MEDICAL CENTER LAB	33	7,219	1,152	14%	8,404
WEST BOCA MEDICAL CENTER LAB		7,758	645	8%	8,403
THE VILLAGES REGIONAL HOSPITAL		7,816	577	7%	8,393
AVECINA MEDICAL OAKLEAF	3	6,977	1,330	16%	8,310
BAPTIST HEALTHCARE - BAPTIST HOSPITAL	5	6,945	1,335	16%	8,285
MANATEE MEMORIAL HOSPITAL		7,629	646	8%	8,275
FLORIDA HOSPITAL HEARTLAND MED CTR CLINICAL LAB	33	7,161	959	12%	8,153
VISTA CLINICAL DIAGNOSTICS	101	7,502	539	7%	8,142
AVENTURA HOSPITAL LAB		6,553	1,460	18%	8,013
Capital Regional Medical Ctr		6,602	1,370	17%	7,972
LEE HEALTH - HEALTH PARK MEDICAL CENTER		6,647	1,297	16%	7,944
BLAKE MEDICAL CENTER		6,922	968	12%	7,890
ADVENT HEALTH - WESLEY CHAPEL	14	7,265	602	8%	7,881
PALM BEACH GARDENS MEDICAL CTR LAB		7,206	673	9%	7,879
NCH NORTH NAPLES HOSPITAL LAB	15	6,733	827	11%	7,575
ACCESS MEDICAL LABORATORIES		4,389	3,144	42%	7,533
NIGHT LITE PEDIATRICS	4	5,767	1,698	23%	7,469
DOCTORS HOSPITAL	4	6,278	1,153	16%	7,435
AVECINA MEDICAL	4	6,053	1,201	17%	7,258
FLORIDA HOSPITAL FLAGLER	29	6,661	449	6%	7,139
INFORM DIAGNOSTICS, INC		6,708	360	5%	7,068
INDIAN RIVER PATHOLOGY LLC		6,414	515	7%	6,929
LAKE CITY MEDICAL CENTER		5,623	1,299	19%	6,922
FLORIDA MEDICAL CENTER - A CAMPUS OF NORTH SHORE	2	5,997	825	12%	6,824
PLANTATION GENERAL HOSPITAL		5,700	1,060	16%	6,760
CORAL SPRINGS MED CTR		6,102	601	9%	6,703
LUMINUS DIAGNOSTICS		6,153	529	8%	6,682
MALABAR MEDICAL WALK IN CLINIC		5,863	795	12%	6,658
NORTHSIDE HOSPITAL AND HEART INSTITUTE		5,972	622	9%	6,594
NONA SCIENTIFIC	4	5,226	1,348	20%	6,578
NORTH SHORE MEDICAL CENTER		5,441	1,094	17%	6,535
FLORIDA HOSPITAL DELAND	10	5,678	806	12%	6,494
NEMOURS CHILDRENS HOSPITAL		6,286	206	3%	6,492
FLORIDA HOSPITAL ZEPHYRHILLS	10	5,915	521	8%	6,446
ALL CHILDREN'S HOSPITAL		6,089	357	6%	6,446
BINAXNOW	8	5,021	1,334	21%	6,363
BROWARD HEALTH NORTH CLINICAL LABORATORY		5,636	709	11%	6,345
GENOVA DIAGNOSTICS LABORATORY	15	5,905	393	6%	6,313
FLORIDA LABORATORY ANALYSIS		5,654	589	9%	6,243
CENTRAL FLORIDA REGIONAL HOSPITAL		5,657	566	9%	6,223
P4 CLINICAL, LLC	63	5,592	452	7%	6,107
FLORIDA HOSPITAL OF CARROLLWOOD	22	5,385	659	11%	6,066

# COVID-19: testing by laboratory

Data through Dec 5, 2020 verified as of Dec 6, 2020 at 09:25 AM

Data in this report are provisional and subject to change.

The numbers in the table below represent the number of Florida and non-Florida residents for whom test results were received by the Department of Health. A person can be tested by more than one laboratory and can have both positive and negative results. **Therefore, the sum of the numbers in each column will be larger than the total number of people tested.**

Reporting lab	Inconclusive	Negative	Positive	Percent positive	Total
VISTA CLINICAL	7	3,382	2,663	44%	6,052
Lake City HM		5,683	335	6%	6,018
PATHNOSTICS	15	4,461	1,537	26%	6,013
MEMORIAL HOSPITAL WEST LABORATORY SERVICES	14	5,403	543	9%	5,960
CLEVELAND CLINIC MARTIN SOUTH HOSPITAL	1	5,401	487	8%	5,889
OCALA REGIONAL MEDICAL CENTER		5,197	625	11%	5,822
WEST PALM HOSPITAL LAB		5,295	446	8%	5,741
FULGENT DIAGNOSTICS	97	5,241	328	6%	5,666
LEE HEALTH - GULF COAST MEDICAL CENTER	2	4,656	985	17%	5,643
UNITED CLINICAL LABORATORY LLC	2	4,562	1,039	19%	5,603
BAPTIST HEALTH - BEACHES		5,228	374	7%	5,602
BAPTIST HEALTH SOUTH FLORIDA - WEST KENDALL URGENT CARE		4,799	774	14%	5,573
MARTIN HOSPITAL SOUTH LAB		4,966	279	5%	5,245
MORTON PLANT-MEASE	1	4,816	379	7%	5,196
KD MEDICAL CHOICE LLC		4,667	525	10%	5,192
LABSTAT LLC	2	4,829	274	5%	5,105
ANNE BATES LEACH EYE HOSPITAL/ ABLEH MICROBIOLOGY LABORATORY		5,027	73	1%	5,100
MEMORIAL HOSPITAL MICRO		4,744	326	6%	5,070
LAKEWOOD RANCH MEDICAL CENTER		4,691	362	7%	5,053
POINCIANA MEDICAL CENTER		3,939	1,090	22%	5,029
LEON MEDICAL CENTERS LLC		4,042	971	19%	5,013
FLORIDA HOSPITAL FISH MEMORIAL	19	4,342	583	12%	4,944
WEST MARION COMMUNITY HOSPITAL LAB		4,328	598	12%	4,926
ST JOSEPHS NORTH HOSPITAL LAB	1	4,376	529	11%	4,906
ARCPPOINT LABS	2	3,900	917	19%	4,819
MEDEXPRESS URGENT CARE	2	3,041	1,745	36%	4,788
SUNRISE MEDICAL LABORATORIES	2	4,483	298	6%	4,783
TROPICANA FIELD - LOT 2	17	4,297	411	9%	4,725
IMPERIAL POINT MEDICAL CENTER		4,275	357	8%	4,632
AMERICAN FAMILY CARE		2,784	1,838	40%	4,622
CLEVELAND CLINIC MARTIN NORTH HOSPITAL		4,190	407	9%	4,597
ST LUCIE MEDICAL CENTER		3,761	808	18%	4,569
SOUTH BAY HOSPITAL CLINICAL LAB		4,148	397	9%	4,545
CARDIOPATH	1	4,139	380	8%	4,520
UNKNOWN	3	2,746	1,744	39%	4,493
NIGHT LITE PEDIATRIC CENTER LLC		4,178	287	6%	4,465
AVERO DIAGNOSTICS - IRVING	1	4,171	261	6%	4,433
BAPTIST HEALTH - NASSAU		4,228	189	4%	4,417
BAPTIST HEALTH SOUTH FLORIDA - COUNTRY WALK URGENT CARE		3,752	602	14%	4,354
MOFFITT CANCER CENTER	6	4,243	84	2%	4,333
OVIEDO MEDICAL CENTER		3,876	447	10%	4,323
HIALEAH HOSPITAL	4	3,338	797	19%	4,139
SOUTH FLORIDA BAPTIST HOSPITAL MICRO	2	3,566	557	14%	4,125
HEALTHQUEST ESOTERICS		2,972	1,124	27%	4,096
FORT WALTON BEACH MEDICAL CENTER		3,539	529	13%	4,068
ST PETERSBURG GENERAL HOSPITAL		3,334	632	16%	3,966

# COVID-19: testing by laboratory

Data through Dec 5, 2020 verified as of Dec 6, 2020 at 09:25 AM

Data in this report are provisional and subject to change.

The numbers in the table below represent the number of Florida and non-Florida residents for whom test results were received by the Department of Health. A person can be tested by more than one laboratory and can have both positive and negative results. **Therefore, the sum of the numbers in each column will be larger than the total number of people tested.**

Reporting lab	Inconclusive	Negative	Positive	Percent positive	Total
CARDIOTROPIC LABS	83	3,141	724	18%	3,948
FLORIDA HOSPITAL NORTH PINELLAS	11	3,633	260	7%	3,904
NIGHT LITE PEDIATRICS URGENT CARE	1	3,386	517	13%	3,904
BAPTIST HEALTH SOUTH FLORIDA - MIAMI LAKES URGENT CARE		3,159	738	19%	3,897
PHYSICIANS REGIONAL MEDICAL CENTER - PINE RIDGE RD	1	3,167	651	17%	3,819
ADVENTHEALTH CENTRA CARE LAKE BUENA VISTA		3,721	94	2%	3,815
GENESIS MEDICAL LABORATORY	48	3,171	526	14%	3,745
CernerELR_Advent		3,476	264	7%	3,740
HOLIDAY CVS LLC		3,528	176	5%	3,704
THE HEALTHCARE DISTRICT OF PALM BEACH COUNTY	11	3,312	311	9%	3,634
MEDARBOR DIAGNOSTICS	1	2,770	861	24%	3,632
SYNERGY LABORATORIES	7	3,287	330	9%	3,624
CLARITY LAB SOLUTIONS LLC		3,608	4	0%	3,612
UNIVERSITY HOSPITAL AND MEDICAL CENTER		2,788	795	22%	3,583
BAPTIST HEALTH SOUTH FLORIDA - DORAL URGENT CARE		2,928	630	18%	3,558
VIKOR SCIENTIFIC	3	2,724	765	22%	3,492
BAPTIST HEALTH SOUTH FLORIDA - CORAL SPRINGS URGENT CARE		3,004	391	12%	3,395
SANTA ROSA MEDICAL CENTER		2,873	513	15%	3,386
BAPTIST HEALTH SOUTH FLORIDA - WESTCHESTER URGENT CARE		2,839	521	16%	3,360
BAPTIST HEALTH SOUTH FLORIDA - PEMBROKE PINES URGENT CARE		2,889	469	14%	3,358
PUTNAM COMMUNITY MEDICAL CENTER		2,985	353	11%	3,338
WESTCHESTER HOSPITAL	23	2,731	565	17%	3,319
ISPM LABS, LLC DBA CAPSTONE DIAGNOSTICS, LLC		3,240	75	2%	3,315
GENE BY GENE, GENOMICS RESEARCH CENTER LAB	35	3,161	87	3%	3,283
BAYCARE COMMUNITY HEALTH		3,215	64	2%	3,279
BAPTIST HEALTH - NORTH		2,562	696	21%	3,258
BAYFRONT HEALTH - VENICE REGIONAL MEDICAL		3,021	231	7%	3,252
MEASE DUNEDIN HOSPITAL	4	2,987	255	8%	3,246
H LEE MOFFITT CANCER CENTER LABORATORY		3,192	42	1%	3,234
FLORIDA HOSPITAL Ocala		3,000	196	6%	3,196
RAULERSON HOSPITAL		2,622	477	15%	3,099
PALMS OF PASADENA HOSPITAL		2,787	308	10%	3,095
MIDWAY SPECIALTY CARE CENTER DIAGNOSTICS	36	2,773	210	7%	3,019
EXPRESS GENE MOLECULAR DIAGNOSTICS LABORATORY		2,638	380	13%	3,018
DOCTORS HOSPITAL OF SARASOTA CLINICAL LABORATORY		2,669	327	11%	2,996
BAYFRONT HEALTH - PORT CHARLOTTE		2,724	236	8%	2,960
ACUTIS DIAGNOSTICS	15	2,523	396	13%	2,934
MEMORIAL HOSPITAL- MIRAMAR	12	2,695	214	7%	2,921
STONE CLINICAL LABORATORIES		2,789	96	3%	2,885
SYNERGY DIAGNOSTIC LABORATORY	82	2,566	229	8%	2,877
ANGEL KIDS PEDIATRICS		2,709	89	3%	2,798
NORTHWEST FLORIDA COMMUNITY HOSPITAL	18	1,909	863	31%	2,790
TWIN CITIES HOSPITAL	1	2,476	294	11%	2,771
SOLARIS DIAGNOSTICS	3	2,433	288	11%	2,724
WALGREENS ORLANDO	3	2,402	319	12%	2,724
BETHESDA HOSPITAL WEST		2,485	230	8%	2,715



# COVID-19: testing by laboratory

Data through Dec 5, 2020 verified as of Dec 6, 2020 at 09:25 AM

Data in this report are provisional and subject to change.

The numbers in the table below represent the number of Florida and non-Florida residents for whom test results were received by the Department of Health. A person can be tested by more than one laboratory and can have both positive and negative results. **Therefore, the sum of the numbers in each column will be larger than the total number of people tested.**

Reporting lab	Inconclusive	Negative	Positive	Percent positive	Total
WALGREEN CO	2	2,398	312	12%	2,712
MEDCOMP SCIENCES LLC	29	1,311	1,322	50%	2,662
EGLIN AIR FORCE BASE	3	1,902	748	28%	2,653
VETERANS AFFAIRS MEDICAL CENTER - ORLANDO		1,342	1,272	49%	2,614
BAPTIST HEALTH SOUTH FLORIDA - CORAL GABLES (UNIVERSITY) URGENT CARE		2,310	294	11%	2,604
MEDICAL DNA LABS LLC	2	2,427	148	6%	2,577
ADVENT HEALTH - OCALA		2,124	399	16%	2,523
CITRUS MEMORIAL HOSPITAL LABORATORY		2,190	264	11%	2,454
BAPTIST HEALTH SOUTH FLORIDA - TAMIAI TRAIL URGENT CARE		1,972	462	19%	2,434
BAPTIST HEALTH SOUTH FLORIDA - PINECREST URGENT CARE		2,123	291	12%	2,414
BAPTIST HEALTH SOUTH FLORIDA - WESTON URGENT CARE		2,178	222	9%	2,400
CENTRA CARE - WATERFORD LAKES		1,831	552	23%	2,383
BAPTIST HEALTH SOUTH FLORIDA - CORAL GABLES URGENT CARE		2,044	333	14%	2,377
BAYFRONT HEALTH - SEVEN RIVERS		2,193	184	8%	2,377
MINUTECLINIC LLC #3703		2,067	297	13%	2,364
BAPTIST HEALTH SOUTH FLORIDA - DAVIE URGENT CARE		2,020	342	14%	2,362
THE CENTER FOR URGENT CARE	2	1,885	463	20%	2,350
LEE HEALTH - COCONUT POINT CLINICAL LAB	2	1,872	433	19%	2,307
LAKESIDE MEDICAL CENTER		1,826	469	20%	2,295
ASCENSION SACRED HEART - EMERALD COAST		1,950	338	15%	2,288
MEMORIAL HOSPITAL PEMBROKE	3	2,025	254	11%	2,282
BAYFRONT HEALTH - BROOKSVILLE		1,976	279	12%	2,255
BARTOW REGIONAL MEDICAL CENTER	1	1,969	277	12%	2,247
MINUTECLINIC		1,986	224	10%	2,210
CLINICAL REFERENCE LABORATORY	2	2,117	74	3%	2,193
ENGLEWOOD COMMUNITY HOSPITAL		2,021	169	8%	2,190
CENTRA CARE SAINT CLOUD	1	1,885	303	14%	2,189
URGENT CARE CURE	2	1,905	247	11%	2,154
BAPTIST HEALTH SOUTH FLORIDA - PALMETTO BAY URGENT CARE		1,844	300	14%	2,144
SPORTS DRUG TESTING LABORATORY	36	2,017	54	3%	2,107
ADVENTHEALTH CENTRA CARE DR PHILLIPS		2,020	46	2%	2,066
COMMUNITY HEALTH NORTHWEST FLORIDA	4	1,529	523	25%	2,056
BMCT Molecular Diagnostics Subsection		1,701	351	17%	2,052
LOWER KEYS MEDICAL CENTER		1,839	213	10%	2,052
HOLIDAY CVS LLC DBA CVS PHARMACY #5154		2,016	33	2%	2,049
SELECT LABORATORIES - MARION COUNTY, FL LLC	3	1,912	127	6%	2,042
AMELIA URGENT CARE		1,282	734	36%	2,016
BAPTIST HEALTH SOUTH FLORIDA - KENDALE LAKES URGENT CARE		1,613	397	20%	2,010
HIGHLANDS REGIONAL MEDICAL CENTER		1,616	393	20%	2,009
CLARITY LAB SOLUTIONS		1,732	253	13%	1,985
DOC SMILEY'S URGENT CARE		1,705	247	13%	1,952
SUNCOAST PATHOLOGY ASSOCIATES		1,809	141	7%	1,950
PHYSICIANS REGIONAL MEDICAL CENTER - COLLIER BLVD	1	1,479	462	24%	1,942
DESOTO MEMORIAL HOSPITAL	3	1,603	329	17%	1,935
ADVENTHEALTH CENTRA CARE WINTER GARDEN		1,872	57	3%	1,929
ADVENTHEALTH CENTRA CARE WINTER PARK		1,841	43	2%	1,884

# COVID-19: testing by laboratory

Data through Dec 5, 2020 verified as of Dec 6, 2020 at 09:25 AM

Data in this report are provisional and subject to change.

The numbers in the table below represent the number of Florida and non-Florida residents for whom test results were received by the Department of Health. A person can be tested by more than one laboratory and can have both positive and negative results. **Therefore, the sum of the numbers in each column will be larger than the total number of people tested.**

Reporting lab	Inconclusive	Negative	Positive	Percent positive	Total
BAPTIST HEALTH SOUTH FLORIDA - BRICKELL URGENT CARE		1,566	299	16%	1,865
QDX PATHOLOGY SERVICES	1	1,594	243	13%	1,838
BAPTIST HEALTH URGENT CARE AT SAWGRASS		1,598	231	13%	1,829
BAPTIST HEALTHCARE - GULF BREEZE HOSPITAL	3	1,570	246	14%	1,819
MINUTECLINIC LLC		1,579	235	13%	1,814
MARINERS HOSPITAL		1,636	151	8%	1,787
ADVENTHEALTH CENTRA CARE UNIVERSITY		1,759	27	2%	1,786
LABORATORY OF FLORIDA LLC	40	1,623	112	6%	1,775
ADVENTHEALTH CENTRA CARE ST CLOUD		1,688	73	4%	1,761
ADVENTHEALTH CENTRA CARE KISSIMMEE		1,665	52	3%	1,717
ADVENTHEALTH CENTRA CARE HUNTERS CREEK		1,609	106	6%	1,715
ADVENT HEALTH - HEART OF FLORIDA ER	1	1,561	140	8%	1,702
TALLAHASSEE PRIMARY CARE ASSOCIATES		1,549	144	9%	1,693
BAYFRONT HEALTH - PUNTA GORDA		1,591	83	5%	1,674
BAPTIST HEALTH - CLAY		1,442	205	12%	1,647
BAPTIST HEALTH EMERGENCY CENTER COUNTRY WALK	1	1,386	250	15%	1,637
BAPTIST HEALTH - OAKLEAF		1,364	266	16%	1,630
ADVENTHEALTH CENTRA CARE CLERMONT		1,566	38	2%	1,604
JW PLASTIC SURGERY		1,368	235	15%	1,603
ADVENT HEALTH - NEW SMYRNA		1,232	370	23%	1,602
ADVENTHEALTH CENTRA CARE SANFORD		1,542	48	3%	1,590
ADVENTHEALTH CENTRA CARE LEE ROAD		1,544	32	2%	1,576
GENUS3		1,498	59	4%	1,557
PRIMEHEALTH URGENT CARE	1	1,266	286	18%	1,553
ATLANTIS URGENT CARE	1	711	839	54%	1,551
OPTEO LABORATORY		1,511	32	2%	1,543
AHCC WESLEY CHAPEL		1,481	55	4%	1,536
ADVENTHEALTH CENTRA CARE MOUNT DORA		1,474	53	3%	1,527
PHYSICIANS STAT LAB		577	938	62%	1,515
ADVENTIST HEALTH SYSTEMS, SUNBELT INC		1,468	38	3%	1,506
FLOWERS HOSPITAL		1,375	128	9%	1,503
BAYFRONT HEALTH - SPRING HILL		1,381	104	7%	1,485
TAMPA COMMUNITY HOSPITAL		1,230	233	16%	1,463
ADVENTHEALTH CENTRA CARE LAKE MARY		1,416	36	2%	1,452
ADVENTHEALTH CENTRA CARE SAND LAKE		1,391	36	3%	1,427
BAPTIST HEALTH SOUTH FLORIDA - MIAMI BEACH URGENT CARE		1,227	199	14%	1,426
ASSOCIATED PATHOLOGISTS, LLC	3	1,200	221	16%	1,424
PATIENTS CHOICE LABORATORIES		825	575	41%	1,400
ADVENTHEALTH CENTRA CARE WATERFORD LAKES		1,325	71	5%	1,396
NXGEN MDX LLC	3	1,274	109	8%	1,386
ASCENSION ST VINCENT'S - SOUTHSIDE		1,309	49	4%	1,358
DOCTORS URGENT CARE LLC	1	1,145	211	16%	1,357
UHEALTH DEERFIELD BEACH/UMSYLVESTER DEERFIELD BEACH LABORATORY	3	1,302	47	3%	1,352
PALMS MEDICAL GROUP	5	1,067	278	21%	1,350
SPARROW HEALTHCARE	2	1,148	197	15%	1,347
ADVENTHEALTH CENTRA CARE PORT ORANGE		1,289	34	3%	1,323

# COVID-19: testing by laboratory

Data through Dec 5, 2020 verified as of Dec 6, 2020 at 09:25 AM

Data in this report are provisional and subject to change.

The numbers in the table below represent the number of Florida and non-Florida residents for whom test results were received by the Department of Health. A person can be tested by more than one laboratory and can have both positive and negative results. **Therefore, the sum of the numbers in each column will be larger than the total number of people tested.**

Reporting lab	Inconclusive	Negative	Positive	Percent positive	Total
ADVENTHEALTH CENTRA CARE LAKELAND		1,285	28	2%	1,313
ADVANCE MEDICAL OF NAPLES		309	998	76%	1,307
JACKSON HOSPITAL CLINICAL LABORATORY		1,132	170	13%	1,302
ADVENTHEALTH CENTRA CARE ALTAMONTE		1,267	32	2%	1,299
EMPIRE CITY LABORATORIES INC	10	1,097	189	15%	1,296
HEALTH FIRST ADVENTHEALTH CENTRA CARE GATEWAY		1,245	31	2%	1,276
ADVENTHEALTH CENTRA CARE APOPKA		1,210	66	5%	1,276
SARKIS CLINICAL TRIALS		1,121	151	12%	1,272
NORTH SHORE LONG ISLAND JEWISH HEALTH		1,205	44	4%	1,249
US BIOTEK LABORATORIES	5	1,040	196	16%	1,241
CLINICORE		1,124	91	7%	1,215
ADVENTHEALTH CENTRA CARE LONGWOOD		1,188	26	2%	1,214
ACCESS MEDICAL LABS		746	448	38%	1,194
SCION LAB SERVICES LLC	5	1,111	77	6%	1,193
ADVENTHEALTH CENTRA CARE OVIEDO		1,136	56	5%	1,192
ASSURANCE SCIENTIFIC LABORATORIES	1	960	231	19%	1,192
NATIONWIDE LABORATORY SERVICES INC	65	963	158	13%	1,186
MARTIN HEALTH SYSTEM - ST LUCIE WEST		1,057	107	9%	1,164
COASTAL MED URGENT CARE		224	932	81%	1,156
EMERALD COAST URGENT CARE, LLC	1	865	285	25%	1,151
EMERALD COAST URGENT CARE LLC		893	248	22%	1,141
FLORIDA MEDICAL CLINIC	1	700	440	39%	1,141
MINUTECLINIC LLC # 0709		993	137	12%	1,130
PROHEALTH		502	626	55%	1,128
LABTECH DIAGNOSTIC		893	234	21%	1,127
FLORIDA FAMILY LABORATORY, INC DBA	3	1,042	77	7%	1,122
ADVENTHEALTH PROMPT CARE	1	766	354	32%	1,121
BARDMOOR LABORATORY	1	981	138	12%	1,120
UNIVERSITY OF ALABAMA AT BIRMINGHAM		1,093	24	2%	1,117
DOCTORS TEST CENTERS		971	144	13%	1,115
ADVENTHEALTH CENTRA CARE LEESBURG		1,085	29	3%	1,114
ARCPPOINT LABS OF FORT MYERS		883	229	21%	1,112
NCH NORTHEAST	5	826	270	25%	1,101
CAPSTONE HEALTHCARE		781	319	29%	1,100
PRECISION HEALTH RESOURCES LLC		1,018	74	7%	1,092
EMERALD COAST URGENT CARE		810	277	25%	1,087
ADVENTHEALTH CENTRA CARE AZALEA PARK		1,049	34	3%	1,083
BIOCERNA MAIN LAB	1	968	101	9%	1,070
HEALTH FIRST ADVENTHEALTH CENTRA CARE TITUSVILLE		1,027	27	3%	1,054
NCF DIAGNOSTICS & DNA TECHNOLOGIES LAB	35	868	140	13%	1,043
EMERGENCY PHYSICIANS MEDICAL CENTER		141	887	86%	1,028
MEDEXPRESS URGENT CARE - ESTERO		897	117	12%	1,014
DWIC OF TAMPA BAY INC		1,009			1,009
ADVENTHEALTH CENTRA CARE ORANGE LAKE		965	43	4%	1,008
NYU HOSPITALS CENTER CLINICAL LABORATORIES		984	22	2%	1,006
CAREFAST+		784	219	22%	1,003

# COVID-19: testing by laboratory

Data through Dec 5, 2020 verified as of Dec 6, 2020 at 09:25 AM

Data in this report are provisional and subject to change.

The numbers in the table below represent the number of Florida and non-Florida residents for whom test results were received by the Department of Health. A person can be tested by more than one laboratory and can have both positive and negative results. **Therefore, the sum of the numbers in each column will be larger than the total number of people tested.**

Reporting lab	Inconclusive	Negative	Positive	Percent positive	Total
EPN URGENT CARE NAPLES	2	746	232	24%	980
DYNIX DIAGNOSTIX		854	123	13%	977
TEMPUS CLINICAL LABORATORY	8	841	114	12%	963
VAVA PARTNERS LLC		410	549	57%	959
PATIENTS FIRST - THOMASVILLE ROAD		854	104	11%	958
TOM LEE COMMUNITY HEALTH CENTER		638	319	33%	957
MINUTECLINIC LLC 5852		799	151	16%	950
LAB24 INC	3	283	659	70%	945
MINUTECLINIC LLC #3631		795	146	16%	941
HEALTH FIRST ADVENTHEALTH CENTRA CARE COCOA		891	28	3%	919
ADVENTHEALTH CENTRA CARE COLONIAL TOWN		878	32	4%	910
COASTAL LABORATORIES		748	160	18%	908
VERITOR		794	107	12%	901
ADVENTHEALTH CENTRA CARE SOUTH ORANGE		866	33	4%	899
INDIAN RIVER MEDICAL CENTER		795	80	9%	875
DONALD W ROBERTSON DO PA		636	217	25%	853
PHYSICIANS PRIMARY CARE	1	754	95	11%	850
AMELIA EXPRESS CARE		536	310	37%	846
NORTH FLORIDA PEDIATRICS-TALLAHASSEE		775	58	7%	833
FLORIDA HOSPITAL ORLANDO		743	74	9%	817
ADVENTIST HEALTH SYSTEMS SUNBELT IN DBA		791	19	2%	810
STEWART REFERENCE LABORATORY	1	512	295	37%	808
HEALTH FIRST ADVENTHEALTH CENTRA CARE MALABAR		773	33	4%	806
ASCENSION ST VINCENT'S - CLAY		775	27	3%	802
ADVENT HEALTH - DADE CITY		724	76	10%	800
BAYA PHARMACY & URGENT CARE		533	262	33%	795
IGENOMIX USA LLC	19	710	66	8%	795
PREMIER URGENT CARE OF BREVARD LLC		715	78	10%	793
PHAROS HEALTH		622	167	21%	789
DOCTORS URGENT CARE OF LUTZ LLC	1	618	166	21%	785
ELLENTON URGENT CARE		572	210	27%	782
PARRISH MEDICAL CENTER		676	88	12%	764
ADVENT HEALTH CENTRA CARE -WINTER PARK KIDS URGENT CARE		697	67	9%	764
MACDILL AIR FORCE BASE		709	51	7%	760
HISTOPATHOLOGY SERVICES, LLC		670	85	11%	755
ADVENTHEALTH CENTRA CARE KIDS LAKE MARY		742	11	1%	753
MC DIAGNOSTIC OF CONNECTICUT, PC #2220		654	97	13%	751
BAY MEDICAL CENTER SACRED HEART HEALTH SYSTEM		575	174	23%	749
COMMUNITY HEALTH CENTERS OF PINELLAS INC		623	125	17%	748
LENCO MEDICAL LABORATORY		725	22	3%	747
SHELL POINT NURSING PAVILION	1	729	16	2%	746
MEDFAST URGENT CARE CENTER		37	704	95%	741
DYNIX DIAGNOSTICS	2	520	206	28%	728
CARENOW URGENT CARE		493	235	32%	728
BAPTIST HEALTH SOUTH FLORIDA - KEY BISCANE URGENT CARE EXPRESS		640	86	12%	726
GENE TOX WORLDWIDE	45	596	83	11%	724

# COVID-19: testing by laboratory

Data through Dec 5, 2020 verified as of Dec 6, 2020 at 09:25 AM

Data in this report are provisional and subject to change.

The numbers in the table below represent the number of Florida and non-Florida residents for whom test results were received by the Department of Health. A person can be tested by more than one laboratory and can have both positive and negative results. **Therefore, the sum of the numbers in each column will be larger than the total number of people tested.**

Reporting lab	Inconclusive	Negative	Positive	Percent positive	Total
NITE LITE PEDIATRICS		227	496	69%	723
BAPTIST HEALTH SOUTH FLORIDA - COUNTRY WALK URGENT CARE EXPRESS		622	98	14%	720
DISNEY COVID TEST SITE		703	9	1%	712
NONE		308	403	57%	711
MINUTECLINIC LLC #4415		572	120	17%	692
PREMIER MEDICAL LABORATORY SERVICES	1	463	220	32%	684
CENTRA CARE		423	256	38%	679
ADVENT HEALTH LAB - ORLANDO		426	251	37%	677
MINI ER ADULT AND PEDIATRIC URGENT CARE		574	98	15%	672
BAYFRONT HEALTH - CITRUS HILLS		582	88	13%	670
DEPARTMENT OF CLINICAL LABS		659	8	1%	667
ST ANNES NURSING CENTER		656	11	2%	667
MEDEXPRESS URGENT CARE CAPE CORAL		539	107	17%	646
VENICE REGIONAL MEDICAL CENTER		551	83	13%	634
NCH HEALTHCARE SYSTEM MICROBIOLOGY LAB		1	620	100%	621
MAVERICK LABS		434	185	30%	619
LAKE WALES MEDICAL CENTER INC		543	70	11%	613
CAREFAST MURABELLA		495	107	18%	602
BAPTIST HEALTHCARE - JAY HOSPITAL		473	126	21%	599
PATIENTS FIRST - MAHAN DRIVE		164	434	73%	598
GESSLER CLINIC		222	374	63%	596
NAPLES URGENT CARE	1	388	205	35%	594
GENESIS LABORATORY MANAGEMENT	2	493	97	16%	592
ADVENT HEALTH CENTRA CARE - MOUNT DORA		276	315	53%	591
ASCENSION SACRED HEART - GULF		473	116	20%	589
TYNDALL AIR FORCE BASE		472	114	19%	586
HOLIDAY CVS LLC DBA CVSPHARMACY #5155		570	16	3%	586
STAGEZERO LIFE SCIENCES INC	1	535	42	7%	578
EXPRESS GENE MOLECULAR DIAGNOSTIC LABORATORY		2	574	100%	576
BAYFRONT HEALTH URGENT CARE LLC		501	71	12%	572
ADVENT HEALTH CENTRA CARE - WATERFORD LAKES		480	92	16%	572
POINT OF CARE TESTING SITE		549	20	4%	569
PARAMOUNT URGENT CARE		187	377	67%	564
PENSACOLA PEDIATRICS PA	1	483	79	14%	563
EUROFINS NTD, LLC		527	33	6%	560
CENTRA CARE - SOUTH ORANGE		395	161	29%	556
VITAE DIAGNOSTICS		534	13	2%	547
BAPTIST HEALTH - MD ANDERSON CANCER CENTER		543	3	1%	546
MICROGEN DX		163	378	70%	541
PARAMOUNT URGENT CARE - OVIEDO		322	217	40%	539
MELBOURNE MEDICAL LABORATORY		429	103	19%	532
VETERANS AFFAIRS MEDICAL CENTER - JAMES A HALEY			525	100%	525
MEDEXPRESS FORT MYERS		421	103	20%	524
CVS HEALTH		382	141	27%	523
DOCTOR'S MEMORIAL HOSPITAL		405	118	23%	523
HOLY CROSS HOSPITAL LABORATORY			522	100%	522

# COVID-19: testing by laboratory

Data through Dec 5, 2020 verified as of Dec 6, 2020 at 09:25 AM

Data in this report are provisional and subject to change.

The numbers in the table below represent the number of Florida and non-Florida residents for whom test results were received by the Department of Health. A person can be tested by more than one laboratory and can have both positive and negative results. **Therefore, the sum of the numbers in each column will be larger than the total number of people tested.**

Reporting lab	Inconclusive	Negative	Positive	Percent positive	Total
CHARLES AIESI CONSULTING INC	1	481	40	8%	522
Victoria Nursing and Rehabilitation Center		506	15	3%	521
QUICK CARE MED PL	2	463	52	10%	517
Tampa Lakes Health and Rehabilitation Center	2	453	62	12%	517
ECCOLAB GROUP	1	140	375	73%	516
NCF DIAGNOSTICS & DNA TECHNOLOGIES	15	189	309	60%	513
FLAGLER HOSPITAL	8	27	478	93%	513
MANOR PINES CONVALESCENT CENTER LLC	1	502	7	1%	510
MINUTECLINIC LLC #5249		432	75	15%	507
SOUTHEAST ALABAMA MEDICAL CENT		461	46	9%	507
TRINITY SPRINGS		481	23	5%	504
PARAMOUNT URGENT CARE - WINDERMERE		342	161	32%	503
MOUNT SINAI LABORATORY		484	18	4%	502
MINUTECLINIC, LLC DBA MINUTECLINIC #4717		490	11	2%	501
MOLECULAR INFECTIOUS DISEASES		492	7	1%	499
PRIMARY CARE OF THE TREASURE COAST		446	51	10%	497
SOLARIS HEALTHCARE PALATKA		492	4	1%	496
SHORELINE PHYSICIAN GROUP		327	166	34%	493
PALACE NURSING HOME & REHAB CENTER		492	1	0%	493
TENNESSEE DOH - NASHVILLE	2	440	50	10%	492
HOLMES REGIONAL MEDICAL CENTER		5	486	99%	491
MEDEXPRESS URGENT CARE HUDSON		325	151	32%	476
ADVENTHEALTH CENTRA CARE CONWAY		444	28	6%	472
ST JOHN'S NURSING CENTER		467	3	1%	470
ADVENTHEALTH CENTRA CARE		453	16	3%	469
SEBASTIAN RIVER MEDICAL CENTER	1	375	92	20%	468
COASTAL PEDIATRIC GROUP		415	50	11%	465
VETERANS AFFAIRS MEDICAL CENTER - BAY PINES		16	449	97%	465
KENDALL HEALTHCARE PROPERTIES DBA	2	455	7	2%	464
INTERLACHEN PEDIATRICS		436	26	6%	462
UNIVERSITY OF WEST FLORIDA STUDENT HEALTH SERVICES		371	85	19%	456
CLARITY LABS		389	62	14%	451
DAVITA LABORATORY		403	48	11%	451
MINUTECLINIC LLC #3463		390	58	13%	448
VITAS HEALTHCARE CORPORATION OF FLA		445	2	0%	447
GULF COAST MOLECULAR LABORATORIES	11	368	67	15%	446
WHITE WILSON MEDICAL CENTER		25	418	94%	443
GULF COAST VILLAGE		425	18	4%	443
ED FRASER MEMORIAL HOSPITAL		349	93	21%	442
The Sands at South Beach		439	2	0%	441
VILLA MARIA NURSING & REHAB CENTER INC	1	433	7	2%	441
BROWNWOOD CARE CENTER		408	30	7%	438
Community_Health		350	86	20%	436
PARAMOUNT URGENT CARE - ORLANDO		273	163	37%	436
JOHN KNOX VILLAGE HEALTH CENTER		430	4	1%	434
AVECINA MEDICAL JULINGTON	1	240	189	44%	430

# COVID-19: testing by laboratory

Data through Dec 5, 2020 verified as of Dec 6, 2020 at 09:25 AM

Data in this report are provisional and subject to change.

The numbers in the table below represent the number of Florida and non-Florida residents for whom test results were received by the Department of Health. A person can be tested by more than one laboratory and can have both positive and negative results. **Therefore, the sum of the numbers in each column will be larger than the total number of people tested.**

Reporting lab	Inconclusive	Negative	Positive	Percent positive	Total
JACKSON MEMORIAL LONG TERM CARE CENTER		423	7	2%	430
MINUTECLINIC LLC #5253		396	33	8%	429
MEDEXPRESS URGENT CARE LEHIGH ACRES		368	57	13%	425
MEDEXPRESS URGENT CARE - VERO BEACH		314	110	26%	424
HealthSentry_UHS		400	23	5%	423
MEMORIAL PEMBROKE 24/7 CARE CENTER		323	100	24%	423
SMA SPECIALTY MEDICAL LAB		112	310	73%	422
GARCIA CLINICAL LABORATORY		28	390	93%	418
INTEGRITY LABORATORIES, LLC	1	320	94	23%	415
NORTH OKALOOSA MEDICAL CENTER		244	169	41%	413
ADDICTION LABS OF AMERICA	1	376	36	9%	413
GOLDEN GLADES NURSING & REHABILITATION CTR		409	3	1%	412
UHEALTH CLINIC AT WALGREENS		340	72	17%	412
SANTA ROSA MEDICAL GROUP		337	65	16%	402
NEW YORK HOSPITAL LABORATORIES	1	390	10	2%	401
CLEWISTON NURSING AND REHABILITATION CENTER		397	4	1%	401
VRL EUROFINs - DALLAS		396	5	1%	401
ACCU REFERENCE MEDICAL LAB		172	228	57%	400
RIVER GARDEN HEBREW HOME FOR THE AGED		362	37	9%	399
TACACHALE CLINICAL LABORATORY		384	14	4%	398
PRIMARY CARE SERVICES AT INDIAN RIVER ESTATES		393	4	1%	397
THERADOC		152	245	62%	397
MINUTECLINIC LLC #5854		343	54	14%	397
NEW PLANT CITY FAMILY CARE	1	205	187	48%	393
MID-FLORIDA PATHOLOGY		304	88	22%	392
ENZO CLINICAL LABS INC	1	378	12	3%	391
BARBER		13	376	97%	389
MINI ER WATERFORD LAKES, THE		339	49	13%	388
MINUTECLINIC LLC #5069		343	44	11%	387
ADVENT HEALTH CENTRA CARE - WINTER PARK		256	131	34%	387
LEHIGH REGIONAL MEDICAL CENTER LAB		354	28	7%	382
LEE COUNTY EMERGENCY MEDICAL SERVICE		342	38	10%	380
FLORIDA COMMUNITY HEALTH CENTER		338	40	11%	378
FOUNTAIN MANOR HEALTH AND REHAB CENTER	1	371	3	1%	375
NORTH SHORE LIJ URGENT CARE PC		366	9	2%	375
BAYA PHARMACY WEST		8	364	98%	372
C.W. BILL YOUNG VA MEDICAL CENTER		16	356	96%	372
RAINBOW RIVER MEDICAL LABORATORY		343	29	8%	372
MEDONE URGENT CARE CENTER		149	222	60%	371
HENDRY REGIONAL MEDICAL CENTER		107	263	71%	370
CONSULATE HEALTH CARE OF NEW PORT RICHEY		365	5	1%	370
COASTAL URGENT CARE		312	58	16%	370
THE HEALTH CENTER OF PLANT CITY		364	4	1%	368
MINUTECLINIC LLC #7886		340	27	7%	367
MINUTECLINIC LLC #5190		319	47	13%	366
VENTURE MEDICAL OF FLORIDA LLC		318	46	13%	364



# COVID-19: testing by laboratory

Data through Dec 5, 2020 verified as of Dec 6, 2020 at 09:25 AM

Data in this report are provisional and subject to change.

The numbers in the table below represent the number of Florida and non-Florida residents for whom test results were received by the Department of Health. A person can be tested by more than one laboratory and can have both positive and negative results. **Therefore, the sum of the numbers in each column will be larger than the total number of people tested.**

Reporting lab	Inconclusive	Negative	Positive	Percent positive	Total
MEDICAL FP – WHOLE FAMILY HEALTH CENTER		344	18	5%	362
BAPTIST HEALTH EMERGENCY CENTER AT WEST CORAL WAY		279	80	22%	359
ADVENT HEALTH CENTRA CARE - PORT ORANGE		29	330	92%	359
NORTH FLORIDA PEDIATRICS - LAKE CITY		250	108	30%	358
CONSULATE HEALTHCARE OF VERO BEACH	11	328	16	5%	355
VETERANS AFFAIRS MEDICAL CENTER		40	315	89%	355
INFORM DIAGNOSTICS		349	6	2%	355
ACCESS POINT HEALTHCARE URGENT & PRIMARY CARE		269	84	24%	353
NEW YORK PRESBYTERIAN - CUMC CLINICAL		337	15	4%	352
PALM GARDEN OF PORT SAINT LUCIE		347	3	1%	350
BAYSHORE DIAGNOSTICS		309	37	11%	346
PALM GARDEN OF OCALA		329	16	5%	345
LAUDERDALE NURSING CENTER LLC	1	338	3	1%	342
COVANCE CLINICAL RESEARCH UNIT INC		338	3	1%	341
NCH HEALTHCARE BONITA		245	94	28%	339
SELECT REFERENCE LABORATORIES, LLC	1	326	12	4%	339
Good Samaritan Society Kissimmee Village		315	23	7%	338
SANFORD LABORATORIES		317	21	6%	338
ESCAMBIA COMMUNITY CLINICS INC		259	76	23%	335
EDEN SPRINGS NURSING AND REHAB CENTER		323	11	3%	334
HARTS HARBOR HEALTH CARE CENTER		332	2	1%	334
GENESIS DIAGNOSTICS		233	97	29%	330
Plantation Bay Rehabilitation Center		323	6	2%	329
EMERALD SHORES HEALTH AND REHABILITATION		289	38	12%	327
KEYS AHEC SCHOOL MEDICAL CLINIC	3	285	38	12%	326
HEALTH CENTER AT BRENTWOOD	1	314	10	3%	325
FIU-HEALTH AUXILIARY LABORATORY		300	24	7%	324
MY CLINICAL LAB		224	100	31%	324
LIFE CARE CENTER OF HILLIARD		319	5	2%	324
USAFSAM/PHE		173	150	46%	323
ST ANDREWS BAY SKILLED NURSING &		322	1	0%	323
WEST GABLES HEALTH CARE CENTER		315	6	2%	321
MINI ER AND URGENT CARE		214	106	33%	320
FLO-MEDILAB SERVICES		101	218	68%	319
MEDONE PLLC		256	62	19%	318
MIDWAY SPECIALTY CARE CENTER	3	202	113	36%	318
ADVENT HEALTH CENTRA CARE - LAKE MARY		84	234	74%	318
LIFE CARE CENTER OF PENSACOLA		313	5	2%	318
Colonial Lakes Health Care		316	1	0%	317
PENSACOLA PEDIATRICS		250	66	21%	316
LIFE CARE CENTER OF ORANGE PARK		313	1	0%	314
WOODLANDS MEDICAL SPECIALISTS		254	58	19%	312
MANOR AT CARPENTERS		291	20	6%	311
ADVENT HEALTH - TAMPA		110	201	65%	311
FISHERMENS HOSPITAL CLINICAL LAB		284	25	8%	309
BALDWIN PEDIATRICS	1	293	15	5%	309



# COVID-19: testing by laboratory

Data through Dec 5, 2020 verified as of Dec 6, 2020 at 09:25 AM

Data in this report are provisional and subject to change.

The numbers in the table below represent the number of Florida and non-Florida residents for whom test results were received by the Department of Health. A person can be tested by more than one laboratory and can have both positive and negative results. **Therefore, the sum of the numbers in each column will be larger than the total number of people tested.**

Reporting lab	Inconclusive	Negative	Positive	Percent positive	Total
VETERANS AFFAIRS MEDICAL CENTER - GAINESVILLE		2	306	99%	308
GENESIS MEDICAL LABORATORY MIAMI FL.		83	224	73%	307
MED FAST URGENT CARE CENTER		59	247	81%	306
NAVAL HOSPITAL - JACKSONVILLE		40	266	87%	306
UR MEDICINE LABS- CENTRAL LABORATORY		297	9	3%	306
HILLCREST HEALTH CARE & REHABILITATION CENTER		302	3	1%	305
ADVENT HEALTH CENTRA CARE - LEESBURG		13	292	96%	305
FORT MYERS INTERNAL MEDICINE, LLC		275	27	9%	302
PRIMARY CARE SERVICES AT ST ANDREWS ESTATES		298			298
CORE DIAGNOSTIC LABORATORIES LLC		220	77	26%	297
MEDSCAN LABORATORY INC	1	161	135	45%	297
SIPARADIGM, DIAGNOSTIC INFORMATICS		273	23	8%	296
The Manor at Blue Water Bay		288	8	3%	296
FERNANDINA BEACH REHAB AND NURSING	1	294	1	0%	296
VALENCIA HILLS HEALTH AND REHABILITATION CENTER		294	2	1%	296
SIGNATURE HEALTHCARE OF BROOKWOOD GARDENS		294			294
TREE HOUSE PEDIATRICS		265	29	10%	294
BUENA VISTA URGENT CARE		261	31	11%	292
PRIMEHEALTH URGENT CARE INC		243	49	17%	292
SANTA ROSA CENTER FOR REHABILITATION AND HEALING		289	3	1%	292
INDIAN RIVER CTR, LLC		270	21	7%	291
ADVENT HEALTH CENTRA CARE - TITUSVILLE		55	235	81%	290
NORTHWEST MEDICAL CENTER CLINICAL LABORATORY		175	115	40%	290
AUBURN UNIVERSITY MEDICAL CLINIC		227	62	21%	289
CRESTVIEW REHABILITATION CENTER		165	123	43%	288
CREEKSIDE CARE CENTER		256	32	11%	288
FLORIDA HOSPITAL WAUCHULA		188	98	34%	286
WILLOWBROOKE COURT AT EDGEWATER POINTE ESTATES		282	3	1%	285
PARAMOUNT URGENT CARE VILLAGES		160	122	43%	282
BOCA BIOLISTICS REFERENCE LABORATORY	2	185	94	33%	281
CORAL TRACE HEALTH CARE□		280	1	0%	281
BALDOMERO LOPEZ STATE VETERANS NURSING HOME	2	278	1	0%	281
LIFE CARE CENTER OF NEW PORT RICHEY		265	14	5%	279
CLIFFORD CHESTER SIMS STATE VETERANS		274	5	2%	279
RUSKIN HEALTH CENTER		169	109	39%	278
HARBOUR HEALTH CENTER		276	2	1%	278
PRUITT HEALTH-SANTA ROSA		275	2	1%	277
WILLOW BROOKE COURT AT INDIAN RIVER ESTATES		273	3	1%	276
BIOCEPT		259	16	6%	275
PALMETTO SUBACUTE CARE CENTER		269	6	2%	275
SOLARIS HEALTHCARE CHARLOTTE HARBOR		266	7	3%	273
NORTH FLORIDA PEDIATRICS PA - SUWANNEE		210	63	23%	273
SPECIALTY HEALTH AND REHABILITATION CENTER		250	23	8%	273
VILLAGE AT VIENNA SQUARE,THE□	6	263	3	1%	272
LIFE CARE CENTER OF OCALA		272			272
MEDEXPRESS URGENT CARE - GOLDEN GATE		225	47	17%	272

# COVID-19: testing by laboratory

Data through Dec 5, 2020 verified as of Dec 6, 2020 at 09:25 AM

Data in this report are provisional and subject to change.

The numbers in the table below represent the number of Florida and non-Florida residents for whom test results were received by the Department of Health. A person can be tested by more than one laboratory and can have both positive and negative results. **Therefore, the sum of the numbers in each column will be larger than the total number of people tested.**

Reporting lab	Inconclusive	Negative	Positive	Percent positive	Total
ADVENT HEALTH CENTRA CARE - PALM COAST		36	235	87%	271
NORTH FLORIDA REHABILITATION & SPECIALTY CARE		269	2	1%	271
FLORIDA HOSPITAL MEDICAL GROUP		229	42	15%	271
OPTUM LABS LLC		203	68	25%	271
Point of Care Testing	1	104	166	61%	271
MINUTECLINIC LLC, #10357		269	1	0%	270
LAKELAND REGIONAL HEALTH SYSTEMS INC		2	266	99%	268
MEDONE URGENT CARE AT ST. AUGUSTINE		96	169	64%	265
DOC SMILEYS URGENT CARE LLC		209	55	21%	264
BRIDGEWATER PARK HEALTH AND REHAB		257	7	3%	264
LIFEBRITE	1	115	147	56%	263
Abbey Delray		263			263
MYTEST DIAGNOSTICS		251	11	4%	262
PHARMCO RX		222	40	15%	262
DOCTORS URGENT CARE		190	72	27%	262
MEDICAL VB		223	39	15%	262
GENEIQ		249	11	4%	260
CONSULATE HEALTHCARE OF KISSIMMEE		247	12	5%	259
CLIFFORD CHESTER SIMS VA NURSING HOME		251	8	3%	259
FLORIDA WOMAN CARE LABORATORY LLC		232	26	10%	258
AURORA DIAGNOSTICS BERNHARDT LABORATORIES PATHOLOGY SERVICE		190	66	26%	256
FLORIDA HOSPITAL HEARTLAND MED CTR LAKE PLACID		188	66	26%	254
ADVENT HEALTH - CELEBRATION		241	12	5%	253
BIOCERNA LLC	8	188	56	22%	252
CITRUS NURSING CENTER LLC		240	11	4%	251
HAINES CITY REHABILITATION AND NURSING CENTER		248	1	0%	249
QUALITOX LABORATORIES		105	144	58%	249
CORAL BAY HEALTHCARE AND REHABILITATION	1	245	2	1%	248
Quest Diag Unspecifd		168	79	32%	247
DOH - INDIAN RIVER		214	33	13%	247
URGENT CARE BETHESDA	1	197	49	20%	247
SHELL POINT VILLAGE MEDICAL CENTER		246			246
MARTIN MEMORIAL MEDICAL CENTER LAB		128	118	48%	246
JACKSON MEMORIAL PERDUE MEDICAL CENTER		238	7	3%	245
AVELLINO LAB USA, INC	1	236	6	2%	243
ROSEWOOD HEALTHCARE & REHABILITATION CENTER		239	4	2%	243
FAST TRACK URGENT CARE CENTER		1	242	100%	243
PHYSICIANS REGIONAL WALK-IN		176	67	28%	243
DOCTORS CENTER,THE		191	49	20%	240
ASCEND CLINICAL	2	232	6	3%	240
TREASURE COAST COMMUNITY HEALTH	3	217	19	8%	239
SOUTHERN OAKS CARE CENTER	1	235	2	1%	238
GOOD SAMARITAN		236	1	0%	237
PATIENTS FIRST LAKE ELLA MEDICAL CENTER		215	21	9%	236
VETERANS AFFAIRS MEDICAL CENTER - LAKE CITY		52	184	78%	236
KEY WEST HEALTH AND REHAB	1	231	4	2%	236

# COVID-19: testing by laboratory

Data through Dec 5, 2020 verified as of Dec 6, 2020 at 09:25 AM

Data in this report are provisional and subject to change.

The numbers in the table below represent the number of Florida and non-Florida residents for whom test results were received by the Department of Health. A person can be tested by more than one laboratory and can have both positive and negative results. **Therefore, the sum of the numbers in each column will be larger than the total number of people tested.**

Reporting lab	Inconclusive	Negative	Positive	Percent positive	Total
SPRINGTREE REHAB & HEALTH CARE CENTER		234			234
SOLARIS HEALTHCARE PARKWAY	1	231	1	0%	233
THE PRESERVE		233			233
LEE HEALTH CONVENIENT CARE - PAGE FIELD		179	52	23%	231
APP-UNIPATH, LLC	1	221	9	4%	231
MANOR CARE HEALTH SERVICES - FT MYERS		229	2	1%	231
DIAMOND RIDGE HEALTH AND REHABILITATION CENTER		222	8	3%	230
Marshall Health and Rehabilitation Center		227	2	1%	229
ADVENT HEALTH CENTRA CARE - ALTAMONTE SPRINGS		136	93	41%	229
MOORINGS PARK INSTITUTE, INC, THE		225	3	1%	228
ST JUDE CHILDREN'S RESEARCH HOSPITAL		214	12	5%	226
Life Care Center at Wells Crossing		212	13	6%	225
LEHIGH VALLEY GENOMICS			224	100%	224
BLOUNTSTOWN REHABILITATION CENTER LLC		188	35	16%	223
SHORE ACRES CARE CENTER		216	7	3%	223
renaissance health and rehabilitation center		221	1	0%	222
MALABAR/ADVENT CENTRA CARE		34	185	84%	219
MEDEXPRESS LUTZ		1	218	100%	219
LAKE EUSTIS HEALTH AND REHABILITATION CENTER		219			219
ROSEWOOD HEALTH AND REHABILITATION CENTER		214	5	2%	219
OCEAN VIEW NURSING AND REHAB CENTER		207	10	5%	217
Signature HealthCare Center of Waterford		212	4	2%	216
CONSULATE HEALTH CARE OF SAFETY HARBOR		212	3	1%	215
LAKE PORT SQUARE		200	14	7%	214
NSPIRE HEALTHCARE MIAMI LAKES	1	206	7	3%	214
PALM GARDEN OF GAINESVILLE	2	210	2	1%	214
POCONO MEDICAL CENTER		212			212
RICARDO NAVARRO DO PA		197	15	7%	212
OAK HAMMOCK AT THE UNIVERSITY OF FLORIDA		209	2	1%	211
PALM GARDEN OF VERO BEACH		205	6	3%	211
PARKS HEALTHCARE & REHABILITATION CTR	4	204	1	0%	209
MAYFLOWER ASSISTED LIVING		208	1	0%	209
VITAS LUTHERAN TOWERS INPATIENT PROGRAM		206	2	1%	208
BROWARD NURSING & REHABILITATION CTR	5	201	1	0%	207
BUREAU OF CLINICAL LABORATORIES		171	36	17%	207
PALMS OF SEBRING		193	13	6%	206
CHIPOLA HEALTH AND REHAB		196	10	5%	206
ETHOS WELLNESS PHARMACY		187	18	9%	205
ADVENT HEALTH CENTRA CARE - ORMOND BEACH		68	136	67%	204
CONSULATE HEALTH CARE OF WINTER HAVEN		203			203
POLK COUNTY HEALTH DEPARTMENT		178	24	12%	202
MANOR CARE NURSING CENTER OF SARASOTA FL LLC		197	5	2%	202
MEDRITE MEDICAL CARE, PC	90	98	14	7%	202
COMMUNITY HEALTH CENTERS OF PINELLAS, INC.		3	198	99%	201
VAMC WEST PALM LAB		5	196	98%	201
HOMESTEAD VILLAGE		198	2	1%	200

# COVID-19: testing by laboratory

Data through Dec 5, 2020 verified as of Dec 6, 2020 at 09:25 AM

Data in this report are provisional and subject to change.

The numbers in the table below represent the number of Florida and non-Florida residents for whom test results were received by the Department of Health. A person can be tested by more than one laboratory and can have both positive and negative results. **Therefore, the sum of the numbers in each column will be larger than the total number of people tested.**

Reporting lab	Inconclusive	Negative	Positive	Percent positive	Total
Taylor Care Center		197	2	1%	199
PROTEUS MOLECULAR AND CLINICAL LAB	1	144	54	27%	199
MEDEXPRESS URGENT CARE - WEST TAMPA		190	9	5%	199
HEALTH FIRST - HOLMES REGIONAL MEDICAL CENTER		32	167	84%	199
FLORIDA GULF COAST UNIVERSITY		59	140	70%	199
FULGENT GENETICS	2	161	35	18%	198
GANDY CROSSING CARE CENTER		188	10	5%	198
PATHGROUP LABS LLC		94	104	53%	198
BENTON PEDIATRICS INC		180	18	9%	198
PruittHealth Santa Rosa		195	3	2%	198
24 HOUR PEDIATRIC CARE CENTER	1	183	14	7%	198
Stacey Health Care Centers Inc. dba Riverside Care Center		196	1	1%	197
BAY VILLAGE OF SARASOTA INC		195	1	1%	196
FAIRWAY OAKS CENTER LLC	4	190	2	1%	196
FAST TRACK URGENT CARE CENTER - CARROLLWOOD		1	194	99%	195
HARDEE MANOR HEALTH CARE CENTER	1	192	2	1%	195
MEDEXPRESS URGENT CARE OF BOYNTON BEACH LLC		183	11	6%	194
LIFE CARE PONTE VEDRA INC		192	2	1%	194
WILLISTON CARE CENTER		194			194
PARAMOUNT URGENT CARE - CLERMONT		150	42	22%	192
BLOCK, NATION, CHASE, AND SMOLEN FAMILY MEDICINE		143	49	26%	192
Premier Place at The Glenview		186	6	3%	192
URGENT CARE OF THE PALM BEACHES		2	190	99%	192
GATEWAY/ADVENT CENTRA CARE		4	186	98%	190
TIDE LABORATORIES		156	34	18%	190
BAPTIST PRIMARY CARE	1	159	30	16%	190
GRAND COURT TAMPA		188	1	1%	189
ANY LAB TEST NOW	1	95	92	49%	188
FLORIDA CLINICAL LABORATORY-BIREFERENCE LABORATORIES		61	127	68%	188
PARKLANDS FACILITY INC	1	186			187
SUNRISE DIAGNOSTIC LABORATORY		134	53	28%	187
PLANTATION NURSING & REHAB CENTER		186			186
ROSEN MEDICAL CENTER		170	16	9%	186
Vi at Lakeside Village Skilled Nursing		186			186
ORANGE COUNTY HEALTH DEPT		177	8	4%	185
JACKSONVILLE BEACH PEDIATRIC CARE CENTER		168	16	9%	184
ST. JAMES BAY HEALTH AND REHABILITATION CENTER		183	1	1%	184
ARCPPOINT LABS OF CORAL SPRINGS FL		168	16	9%	184
MIAMI JEWISH HEALTH SYSTEMS, INC	1	176	6	3%	183
ASAP LAB LLC		95	88	48%	183
TIERRA PINES CENTER		178	5	3%	183
VILLAGE DOCTORS FAMILY MEDICAL CENTER OF		153	30	16%	183
HERON POINTE HEALTH AND REHABILITATION	1	181			182
MANDARIN PEDIATRICS		172	10	5%	182
PCB CLINIC		136	45	25%	181
ST JAMES HEALTH AND REHABILITATION CENTER		178	2	1%	180

# COVID-19: testing by laboratory

Data through Dec 5, 2020 verified as of Dec 6, 2020 at 09:25 AM

Data in this report are provisional and subject to change.

The numbers in the table below represent the number of Florida and non-Florida residents for whom test results were received by the Department of Health. A person can be tested by more than one laboratory and can have both positive and negative results. **Therefore, the sum of the numbers in each column will be larger than the total number of people tested.**

Reporting lab	Inconclusive	Negative	Positive	Percent positive	Total
Bay Breeze Senior Living and Rehabilitation Center		177	3	2%	180
MEDEXPRESS URGENT CARE - LAKELAND		179	1	1%	180
NEO GENOMICS - FORT MYERS	1	175	4	2%	180
GESSLER CLINIC PA		140	39	22%	179
XYZ LABORATORY	2	161	16	9%	179
LUTHERAN HAVEN		176	2	1%	178
TGH		1	177	99%	178
ELLENTON PEDIATRICS		162	15	8%	177
CONSULATE HEALTH CARE OF BAYONET POINT	3	169	2	1%	174
BOND AND STEELE CLINIC PA		62	112	64%	174
MANOR OAKS NURSING & REHAB CENTER		173	1	1%	174
Consulate Health Care of St. Petersburg		174			174
LYNN HAVEN SPORTS COMPLEX-WALKON CLINIC		18	156	90%	174
CENTRA CARE - AZALEA PARK		98	76	44%	174
PALM GARDEN OF JACKSONVILLE	1	169	4	2%	174
SUWANNEE HEALTH AND REHABILITATION CENTER		171	2	1%	173
HMA SANTA ROSA MEDICAL CENTER LLC DBA		142	31	18%	173
THE PALACE AT HOMESTEAD		172	1	1%	173
TUSKAWILLA NURSING AND REHAB CENTER	2	168	3	2%	173
KISSIMMEE FACILITY OPERATIONS LLC		169	3	2%	172
GROWING TOGETHER PEDIATRICS LLC		163	9	5%	172
PROHEALTH MEDICAL CLINIC		26	146	85%	172
ROLLINS COLLEGE WELLNESS CENTER		45	127	74%	172
ADVENT HEALTH CENTRA CARE - DAYTONA BEACH		89	82	48%	171
Boynton Beach Rehabilitation Center	1	170			171
USA HEALTH UNIVERSITY HOSPITAL CLINICAL LABORATORY	1	168	2	1%	171
ADVENT HEALTH CENTRA CARE - WESLEY CHAPEL		4	167	98%	171
NIGHT LITE PEDIATRICS WINTER GARDEN		144	27	16%	171
LAKELAND REGIONAL HEALTH - PWC/OB		35	136	80%	171
HEALTH LINK DIAGNOSTIC LABORATORIES		165	4	2%	169
LabCorp (Non-Interfaced)	1	91	77	46%	169
Governors Creek Health and Rehabilitation	1	166	2	1%	169
BAPTIST HEALTH PRIMARY CARE	1	133	35	21%	169
MEMPHIS PATHOLOGY LABORATORY	1	158	9	5%	168
ADVENT HEALTH CENTRA CARE - COLONIAL TOWN		121	47	28%	168
PANAMA CITY DEVELOPMENTAL CENTER		168			168
ADVENT HEALTH CENTRA CARE - OVIEDO		63	101	62%	164
MEDEXPRESS PORT CHARLOTTE		159	5	3%	164
NORTH FLORIDA PEDIATRICS PA		146	18	11%	164
THE MANOR AT CARPENTERS		132	32	20%	164
UNIVERSITY OF TAMPA STUDENT HEALTH AND SHC CLINICAL LABORATORY		40	124	76%	164
GOLDEN GATE FAMILY CLINIC		63	101	62%	164
RULEME CENTER	1	161	2	1%	164
ORCHARD PARK HEALTH & REHABILITATION		164			164
LABORATORY SPECIALISTS OF MICHIGAN		21	142	87%	163
Cypress Cove Care Center		121	42	26%	163

# COVID-19: testing by laboratory

Data through Dec 5, 2020 verified as of Dec 6, 2020 at 09:25 AM

Data in this report are provisional and subject to change.

The numbers in the table below represent the number of Florida and non-Florida residents for whom test results were received by the Department of Health. A person can be tested by more than one laboratory and can have both positive and negative results. **Therefore, the sum of the numbers in each column will be larger than the total number of people tested.**

Reporting lab	Inconclusive	Negative	Positive	Percent positive	Total
MEDEXPRESS URGENT CARE PALM BEACH GARDENS		156	7	4%	163
MEDFAST URGENT CARE - ROCKLEDGE		25	138	85%	163
DOCTORS MEMORIAL FAMILY MEDICINE	2	108	53	33%	163
BRADENTON HEALTH CARE		163			163
CARRINGTON PLACE OF ST PETE LLC		161	1	1%	162
TRI COUNTY NURSING HOME		161	1	1%	162
NADAL PEDIATRICS - VICTORIA STREET (3385)		136	26	16%	162
SIGNATURE HEALTHCARE OF NORTH FLORIDA		159	2	1%	161
WOMEN'S CARE FLORIDA LABORATORY		157	4	2%	161
W FRANK WELLS NURSING HOME		152	9	6%	161
HEALTHY STEPS PEDIATRICS		143	18	11%	161
HARDEE COUNTY HEALTH DEPARTMENT		125	35	22%	160
KEYSTONE REHAB		160			160
GREENBRIAR REHABILITATION AND NURSING CENTER	1	159			160
BROOKSVILLE HEALTHCARE CENTER LLC		158	1	1%	159
MEDEXPRESS URGENT CARE - DELAND		143	16	10%	159
SPECTOR SCIENTIFIC LAB	1	33	125	79%	159
WUESTHOFF REF LABORATORY			158	100%	158
ARCHER HEALTH VENTURES, LLC		156	1	1%	157
KETAMINE HEALTH CENTERS LLC		141	16	10%	157
MEDEXPRESS URGENT CARE - ROYAL PALM BEACH		156			156
SIGNATURE HEALTHCARE AT THE COURTYARD		120	36	23%	156
HEATHER HILL HEALTHCARE CENTER		151	5	3%	156
FORT PIERCE HEALTH CARE		156			156
REGENTS PARK AT AVENTURA		151	4	3%	155
PRUITT HEALTH		153	2	1%	155
NSPIRE HEALTHCARE LAUDERHILL		152	3	2%	155
TIMBERRIDGE NURSING HOME & REHAB		123	32	21%	155
PEDIATRICS OF CENTRAL FLORIDA PA	5	139	9	6%	153
Destin Healthcare and Rehabilitation Center		152	1	1%	153
PALMETTO FACILITY INC	1	152			153
MEDFAST URGENT CARE CENTER - COCOA			153	100%	153
AMELIA EXPRESS CARE LLC		133	20	13%	153
HOSPITAL FOR SPECIAL SURGERY		151	1	1%	152
AZALEA TRACE		144	6	4%	150
PALM GARDEN OF AVENTURA		150			150
ADVENT HEALTH CENTRA CARE - UNIVERSITY		33	116	78%	149
MEDFAST URGENT CARE - TITUSVILLE		7	142	95%	149
PRECISION HEALTH RESOURCES, LLC	1	133	15	10%	149
MAIN STREET MEDICAL CENTER			148	100%	148
EAST LAKE PEDIATRICS		109	39	26%	148
PALM GARDEN OF WEST PALM BEACH		135	13	9%	148
VETERANS AFFAIRS MEDICAL CENTER - MIAMI			148	100%	148
DIAMOND RIDGE		147	1	1%	148
FAWCETT MEMORIAL HOSPITAL-LAB		39	109	74%	148
Chatsworth at PGA National, LLC		145	2	1%	147

# COVID-19: testing by laboratory

Data through Dec 5, 2020 verified as of Dec 6, 2020 at 09:25 AM

Data in this report are provisional and subject to change.

The numbers in the table below represent the number of Florida and non-Florida residents for whom test results were received by the Department of Health. A person can be tested by more than one laboratory and can have both positive and negative results. **Therefore, the sum of the numbers in each column will be larger than the total number of people tested.**

Reporting lab	Inconclusive	Negative	Positive	Percent positive	Total
Bayside Care Center	1	140	5	3%	146
ADVENT HEALTH CENTRA CARE - ST. CLOUD		131	15	10%	146
BAYVIEW CENTER		145	1	1%	146
TALLAHASSEE NHHI LLC		145	1	1%	146
Glades West Rehabilitation and Nursing Center		146			146
MEDFAST URGENT CARE - MELBOURNE			145	100%	145
MEDIPATH		4	141	97%	145
Life Care Center of Punta Gorda	1	139	4	3%	144
CLARIDGE HOUSE NURSING CENTER		135	9	6%	144
ADVENT HEALTH CENTRA CARE - CARROLLWOOD		1	143	99%	144
DR G'S URGENT CARE		121	22	15%	143
PALM GARDEN OF TAMPA		142			142
URGENT CARE OF THE PALM BEACHES, NORTH PALM BEACH			142	100%	142
PALM HARBOR PHARMACY		120	22	15%	142
PruittHealth Panama City		139	2	1%	141
ENGLEWOOD HEALTHCARE AND REHABILITATION CENTER		141			141
CONSULATE HEALTH CARE OF MELBOURNE		141			141
ELMHURST HOSPITAL CENTER	1	136	4	3%	141
The Inn at Sarasota Bay Club		140	1	1%	141
TAMARAC REHABILITATION & HEALTH CENTER		141			141
BEAR CREEK NURSING CENTER		140			140
STARKE FAMILY MEDICAL CENTER		121	19	14%	140
BREVARD HEALTH ALLIANCE		12	127	91%	139
PALM GARDEN OF CLEARWATER		135	4	3%	139
THE PALACE MANAGEMENT - THE PALACE AT CORAL GABLES		139			139
MIDWAY SPECIATLY CARE CENTER		64	74	54%	138
FL HUD DESTIN, LLC D/B/A GRAND BOULEVARD HEALTH		130	8	6%	138
MICHAEL A MIDDLETON MD PA□		136	2	1%	138
SABAL PALMS HEALTH AND REHAB		101	37	27%	138
EDGEWOOD NURSING CENTER		136	2	1%	138
AMERICAN PATHOLOGY PARTNERS		136	1	1%	137
PPC-LAB EDI ORCHARD BI		129	8	6%	137
BAYFRONT HEALTH MEDICAL GROUP		106	31	23%	137
MANOR AT BLUEWATER BAY		131	6	4%	137
Heritage Healthcare at Tallahassee		135	1	1%	136
IRL MARKET LAB ALACHUA		104	31	23%	135
AVENTURA REHAB AND NURSING CENTER		135			135
ADVENTHEALTH EXPRESS CARE		62	73	54%	135
CITRUS HEALTH AND REHAB		116	19	14%	135
MEDEXPRESS URGENT CARE - CLEWISTON		97	38	28%	135
COMMUNITY HEALTH AND REHABILITATION CENTER		130	5	4%	135
PALM BEACH COUNTY HEALTH DEPT LAB	1	131	2	1%	134
FLORIDA DEPARTMENT OF HEALTH		115	19	14%	134
CARENOW	2	84	47	35%	133
PORT ST LUCIE REHABILITATION AND HEALTHCARE		98	35	26%	133
UNITED CLINICAL LABORATORIES		124	9	7%	133

# COVID-19: testing by laboratory

Data through Dec 5, 2020 verified as of Dec 6, 2020 at 09:25 AM

Data in this report are provisional and subject to change.

The numbers in the table below represent the number of Florida and non-Florida residents for whom test results were received by the Department of Health. A person can be tested by more than one laboratory and can have both positive and negative results. **Therefore, the sum of the numbers in each column will be larger than the total number of people tested.**

Reporting lab	Inconclusive	Negative	Positive	Percent positive	Total
BOND URGENT CARE LLC		99	34	26%	133
LABORATORY OF FLORIDA		83	50	38%	133
EDGEWATER AT WATERMAN VILLAGE,THE		133			133
VRL EUROFINs		131	2	2%	133
THE REHABILITATION CENTER OF LAKE CITY		127	5	4%	132
ORLANDO HEALTH EMERGENCY DEPARTMENT		125	7	5%	132
ADVENT HEALTH CENTRA CARE - DELAND		28	104	79%	132
DAVID SCOTT MADWAR MD PA□		120	12	9%	132
LAB CORP	1	85	46	35%	132
CAYUGA MEDICAL CENTER AT ITHACA		129	3	2%	132
LONGWOOD HEALTH AND REHABILITATION CENTER		125	6	5%	131
PALM BAY HOSPITAL		3	128	98%	131
INTEGRATED REGIONAL LABORATORIES		119	12	9%	131
FORT WALTON REHABILITATION CENTER		95	36	27%	131
PROJECT HEALTH, INC SUMTERVILLE		115	16	12%	131
MEDFAST URGENT CARE CENTER - SARNO		2	128	98%	130
SILVERCREST HEALTH AND REHABILITATION CENTER	3	125	2	2%	130
ALLSOUTH URGENT CARE			129	100%	129
HOPE HOSPICE AND COMMUNITY SERVICES INC	2	124	3	2%	129
GENE BY GENE		61	68	53%	129
Consulate Health Care of North Fort Myers		127	2	2%	129
BMHSI-AEL MICROBIOLOGY LABORATORY	2	102	25	19%	129
PADDOCK RIDGE		129			129
HOMESTEAD MANOR		128	1	1%	129
CENTRACARE		17	112	87%	129
Consulate Healthcare of West Palm Beach		120	7	6%	127
HUNT CLUB PEDIATRIC ASSOCIATES, P.A.		106	21	17%	127
MEDFAST URGENT CARE CENTER - TITUSVILLE			127	100%	127
ARBOR FACILITY INC		127			127
REFUAH HEALTH CENTER LABORATORY		124	3	2%	127
AMERICAN FINNISH NURSING HOME	1	123	2	2%	126
ST. CLOUD REGIONAL MEDICAL CENTER		121	5	4%	126
Rehabilitation Center for Park Place LLC		124	2	2%	126
ROSECASTLE OF ZEPHRHILLS		124	2	2%	126
MILLENNIUM LAB SERVICES			125	100%	125
ADVENT HEALTH CENTRA CARE - LONGWOOD		22	103	82%	125
DXTERITY DIAGNOSTICS	1	121	3	2%	125
ALL SEASONS NAPLES LLC□		124			124
PHYSICIAN ASSOCIATES		109	15	12%	124
THE CLUB AND REHABILITATION CENTER		123	1	1%	124
OCALA FAMILY MEDICAL CENTER INC		103	21	17%	124
GENETWORKX		17	106	86%	123
BAY TREE CARE AND REHABILITATION CENTER		119	4	3%	123
PALM GARDEN OF WINTER HAVEN		108	14	11%	122
CYPRESS VILLAGE		120	2	2%	122
LIFE CARE CENTER OF ALTAMONTE SPRINGS		102	20	16%	122



# COVID-19: testing by laboratory

Data through Dec 5, 2020 verified as of Dec 6, 2020 at 09:25 AM

Data in this report are provisional and subject to change.

The numbers in the table below represent the number of Florida and non-Florida residents for whom test results were received by the Department of Health. A person can be tested by more than one laboratory and can have both positive and negative results. **Therefore, the sum of the numbers in each column will be larger than the total number of people tested.**

Reporting lab	Inconclusive	Negative	Positive	Percent positive	Total
PARKVIEW HEALTH		121			121
GRAVITY DIAGNOSTICS, LLC		35	86	71%	121
SEA BREEZE REHAB AND NURSING CENTER		118	2	2%	120
FHMG-FLORIDA HOSPITAL MEDICAL GROUP		101	19	16%	120
TRI-COUNTY NURSING HOME		114	6	5%	120
COCOA BEACH/ADVENT CENTRA		6	114	95%	120
MEDFAST URGENT CARE - EDGEWATER		2	117	98%	119
GOOD SAMARITAN SOCIETY-DAYTONA		118	1	1%	119
MACTOWN, INC		119			119
J AND G MEDICAL GROUP LLC		103	16	13%	119
ADVANCED MEDICAL CENTER		86	33	28%	119
ST CATHERINE'S WEST REHABILITATION HOSPITAL		118	1	1%	119
MATHISON RETIREMENT COMMUNITY		114	4	3%	118
CAPE CANAVERAL HOSPITAL		8	110	93%	118
BAYSIDE HEALTH AND REHABILITATION CENTER		118			118
BUFFALO CROSSING HEALTHCARE & REHABILITATION CTR		115	2	2%	117
NEIGHBORHOOD MEDICAL CENTER		112	5	4%	117
TARPON POINT NURSING AND REHABILITATION CENTER		116			116
ST CLOUD REGIONAL MEDICAL CENTER CLINICAL LAB		86	30	26%	116
READY RESPONDERS FLORIDA, PLLC		103	12	10%	115
NORTHEAST FLORIDA NEUROLOGY CLINICS, INC		101	14	12%	115
MATHISON RETIREMENT COMMUNITY, INC		114	1	1%	115
UCC - WELLINGTON			115	100%	115
PERSONALIZED GENETIC TESTING		30	84	74%	114
CANTERFIELD OF OCALA, LLC		112	2	2%	114
TREE HOUSE PEDIATRICS PLLC		106	7	6%	113
SERANADES BY SONATA WEST ORANGE		104	9	8%	113
ARTHREX MEDICAL CENTER		45	68	60%	113
SILVER CREEK SENIOR LIVING COMMUNITY		113			113
ALLIED HEALTH FORT PIERCE		112			112
COASTAL HEALTH AND REHAB		110	2	2%	112
TERRACES OF LAKE WORTH CARE CENTER		112			112
Sunset Point Center		111	1	1%	112
AMERICAN RESEARCH LABS		4	107	96%	111
MEDFAST URGENT CARE CENTER - COCOA BEACH			111	100%	111
MEDEXPRESS URGENT CARE CORAL SPRINGS		73	38	34%	111
PROVIDENCE HOSPITAL LABORATORY		105	5	5%	110
CENTRA CARE - HUNTER'S CREEK		52	58	53%	110
REGENCY CARE OF BLOUNTSTOWN LLC		105	5	5%	110
NORTH FL SOUTH GA HCS-MALCOM RANDALL VAMC			109	100%	109
BAYFRONT HEALTH ER PINELLAS PARK	1	71	37	34%	109
BLUE MED CONSULTANTS		104	5	5%	109
HILLSBOROUGH COUNTY DEVELOPMENTAL CTR	1	108			109
VITAS HEALTHCARE CORP OF CENTRAL FL		107	1	1%	108
SUWANNEE VALLEY NURSING CENTER		106	2	2%	108
TRINITY REGIONAL REHAB CENTER		107	1	1%	108

# COVID-19: testing by laboratory

Data through Dec 5, 2020 verified as of Dec 6, 2020 at 09:25 AM

Data in this report are provisional and subject to change.

The numbers in the table below represent the number of Florida and non-Florida residents for whom test results were received by the Department of Health. A person can be tested by more than one laboratory and can have both positive and negative results. **Therefore, the sum of the numbers in each column will be larger than the total number of people tested.**

Reporting lab	Inconclusive	Negative	Positive	Percent positive	Total
ADVENT HEALTH CENTRA CARE - AZALEA PARK		91	16	15%	107
TUSCAN GARDENS OF VENETIA MANAGEMENT COMPANY		106	1	1%	107
TRENTON MEDICAL CENTER INC DBA PALMS MEDICAL GROUP	2	87	18	17%	107
LabCorp L#09258090 M#09258105		71	36	34%	107
CHARTER SENIOR LIVING OF PANAMA CITY BEACH		93	14	13%	107
GRAND OAKS HEALTH & REHABILITATION		106			106
EVANS HEALTH CARE		104	2	2%	106
Whispering Oaks	5	97	4	4%	106
OAKBROOK HEALTH AND REHABILITATION CENTER	1	105			106
MOBILE INFIRMARY MED CENTER PATH LAB		95	11	10%	106
SABAL DIRECT PRIMARY CARE, PA		92	13	12%	105
CARENOW URGENT CARE - FORT PIERCE		89	16	15%	105
LITTLE PINE PEDIATRICS		81	24	23%	105
MINUTECLINIC DIAGNOSTIC OF RHODE ISLAND, LLC #729		101	4	4%	105
GLADES HEALTH CARE CENTER		104	1	1%	105
ADVENT HEALTH CENTRA CARE - BRANDON		29	75	72%	104
COQUINA CENTER		103	1	1%	104
POINT WASHINGTON MEDICAL CLINIC		1	103	99%	104
ADVENTHEALTH MEDICAL GROUP PROMPT CARE		85	19	18%	104
FLORIDA KEYS PEDIATRICS & ADOLESCENT CENTER		100	4	4%	104
BAY VIEW HEALTHCARE		85	19	18%	104
GOLD CHOICE SENIOR COMMUNITIES		75	29	28%	104
CLINICAL PATHOLOGY LABS		2	101	98%	103
SARNO EXTENDED HOURS		61	42	41%	103
ASTON GARDENS AT PELICAN MARSH		102	1	1%	103
HEART OF FLORIDA REGIONAL MED CTR		32	71	69%	103
GRAVITY DIAGNOSTICS		42	61	59%	103
ADVENT HEALTH CENTRA CARE - SANFORD		28	75	73%	103
UNIVERSITY MEDICAL CENTER SUITES		90	12	12%	102
EPN URGENT CARE		8	94	92%	102
ADVENT HEALTH CENTRA CARE		1	100	99%	101
WOODBIDGE FACILITY INC		99	1	1%	100
Consulate Health Care of Port Charlotte		98	2	2%	100
AFC URGENT CARE SEMINOLE			100	100%	100
DOCTOR'S IN HOUSE LABORATORY		13	87	87%	100
SUNFLOWER SPRINGS ASSISTED LIVING		96	3	3%	99
ADVENT HEALTH CENTRA CARE - WINTER HAVEN		30	69	70%	99
ARCADIA HEALTH AND REHABILITATION CENTER		99			99
MEDFAST URGENT CARE CENTER - WICKHAM			98	100%	98
Timberridge Center for Rehabilitation and Healing		76	22	22%	98
SHOAL CREEK REHABILITATION CENTER		71	27	28%	98
CENTRAL FLORIDA HEALTH CARE		46	52	53%	98
MARION E FETHER MEDICAL CENTER, THE		93	5	5%	98
SOLARIS HEALTHCARE MERRITT ISLAND		88	9	9%	97
AMBULATORY SURGERY CENTER OF BOCA RATON LTD		97			97
HEALTH CENTERS AT BRENTWOOD		96	1	1%	97

# COVID-19: testing by laboratory

Data through Dec 5, 2020 verified as of Dec 6, 2020 at 09:25 AM

Data in this report are provisional and subject to change.

The numbers in the table below represent the number of Florida and non-Florida residents for whom test results were received by the Department of Health. A person can be tested by more than one laboratory and can have both positive and negative results. **Therefore, the sum of the numbers in each column will be larger than the total number of people tested.**

Reporting lab	Inconclusive	Negative	Positive	Percent positive	Total
FLORIDA COMMUNITY HEALTH CENTERS INC			97	100%	97
WIMAUMA COMMUNITY HEALTH CENTER		77	20	21%	97
BAYSHORE MEMORY CARE		96			96
PEDIATRIC ASSOCIATES ORLANDO		82	14	15%	96
MEADOWCREST FAMILY PHYSICIANS		69	26	27%	95
PRIMECARE OF DOTHAN		63	32	34%	95
PHYSICIANS REGIONAL CLINIC		82	13	14%	95
VISTA MANOR		92	3	3%	95
Parkview Rehabilitation Center at Winter Park		92	3	3%	95
SEMINOLE NURSING PAVILION		88	7	7%	95
THE PALACE NURSING AND REHABILITATION CENTER		95			95
Gulf Coast Healthcare (Longwood Health and Rehab		95			95
Chatham Glen Healthcare and Rehabilitation Center		95			95
ABBOTT LABORATORIES		61	34	36%	95
THE TERRACE OF KISSIMMEE		80	15	16%	95
Solaris Healthcare Daytona		95			95
GLOBAL CENTRAL LABS AT PPD	2	87	6	6%	95
FELLOWSHIP HOME AT THE FAIRWAY LLC		94			94
DIAGNOSTIC SOLUTIONS		3	91	97%	94
MINUTECLINIC LLC #3705		88	6	6%	94
DEPARTMENT OF HEALTH & HUMAN SERVICES		94			94
NORTH FLORIDA PEDIATRICS - MARIANNA		69	25	27%	94
Bayside Health and Rehabilitation		92	1	1%	93
ISLAND HEALTH AND REHABILITATION CENTER		93			93
LONGWOOD FAMILY PRACTICE		79	14	15%	93
NCRNC INC		90	2	2%	92
MANOR CARE OF NAPLES FL LLC		92			92
INN AT ASTON GARDENS, THE		90	1	1%	91
DEVANSH LAB WERKS INC		77	14	15%	91
LAKESIDE NEUROLOGIC		87	4	4%	91
FAIR HAVENS CENTER, OPCO		89	2	2%	91
FLORIDA HEALTH CARE PLANS			91	100%	91
FLORIDA HEALTH CARE PLAN INC		2	89	98%	91
UNIVERSITY OF MIAMI		1	90	99%	91
SOUTH BALDWIN REGIONAL MEDICAL CENTER		86	4	4%	90
ADVENT HEALTH CENTRA CARE - TEMPLE TERRACE		38	52	58%	90
DIGNITY HEALING, LLC		88	2	2%	90
AYERS HEALTH & REHABILITATION CENTER		90			90
AVECINA MOBILE		82	8	9%	90
MONTEFIORE MEDICAL CENTER LABORATORIES - MOSES		83	7	8%	90
SEMINOLE COUNTY HEALTH DEPARTMENT		73	17	19%	90
MEDEXPRESS URGENT CARE - JAX ATLANTIC BLVD		82	7	8%	89
SOLARIS HEALTHCARE OSCEOLA		86	3	3%	89
HOLY CROSS HOSPITAL		12	77	87%	89
PREMIER URGENT CARE OF BREVARD		2	87	98%	89
ADVENT HEALTH CENTRA CARE - WATERMAN		78	11	12%	89

# COVID-19: testing by laboratory

Data through Dec 5, 2020 verified as of Dec 6, 2020 at 09:25 AM

Data in this report are provisional and subject to change.

The numbers in the table below represent the number of Florida and non-Florida residents for whom test results were received by the Department of Health. A person can be tested by more than one laboratory and can have both positive and negative results. **Therefore, the sum of the numbers in each column will be larger than the total number of people tested.**

Reporting lab	Inconclusive	Negative	Positive	Percent positive	Total
AFC URGENT CARE TYRONE		2	87	98%	89
JEFFERY WEINZWEIG		2	87	98%	89
WESTCHESTER MEDICAL CENTER		87	1	1%	88
SAINTS 120 LLC	1	87			88
GOVERNOR'S CREEK HEALTH & REHABILITATION		87	1	1%	88
FLAGLER COUNTY HEALTH DEPARTMENT		77	11	13%	88
PACIFIC ANALYTICS			88	100%	88
NEW YORK CITY DEPARTMENT OF HEALTH & MENTAL		83	5	6%	88
AVERO DIAGNOSTICS		64	24	27%	88
TIFFANY HALL NURSING AND REHAB CENTER		87			87
TUSCAN GARDENS OF PALM COAST		86	1	1%	87
NATIONS BEST FAMILY HEALTH CARE		48	39	45%	87
BRANDON HEALTH AND REHABILITATION CENTER	1	85	1	1%	87
TRADITION MEDICAL CENTER LABORATORY		48	39	45%	87
EXOSOME DIAGNOSTICS		82	5	6%	87
EAST LAKE PEDIATRICS PA		80	7	8%	87
PAVILION FOR HEALTHCARE, THE		87			87
WHITE PLAINS HOSPITAL CENTER LAB		86			86
ABBIEJEAN RUSSELL CARE CENTER		86			86
REHABILITATION CENTER OF LAKE CITY, TH		83	3	3%	86
SMILEY MEDICAL GROUP		59	27	31%	86
MEYER PEDIATRICS		75	11	13%	86
SURREY PLACE CARE CENTER		80	5	6%	85
Solaris HealthCare Imperial		82	3	4%	85
NAVY HOSPITAL			85	100%	85
LIFE CARE CENTER OF WINTER HAVEN		73	12	14%	85
W. FRANK WELLS NURSING HOME		84	1	1%	85
FINLAY CLINICAL LABORATORY		26	59	69%	85
INTELEX LABS, LLC		85			85
ADVENT HEALTH CENTRA CARE - CITRUS PARK		8	76	90%	84
FIRST CHOICE PEDIATRICS		75	9	11%	84
RIVERS FAMILY MEDICINE PA		75	9	11%	84
FAST TRACK URGENT CARE CENTER - RIVERVIEW			84	100%	84
PROVISTA DIAGNOSTICS, INC		83	1	1%	84
PINES OF SARASOTA GARDEN		84			84
YOUR FAMILY WALK-IN CLINIC			84	100%	84
KALEIDA HEALTH CENTER FOR LABORATORY		78	5	6%	83
PIONEER CLINICAL LAB, LLC		70	13	16%	83
BAYA POINTE NURSING AND REHABILITATION		1	82	99%	83
ADVENT HEALTH CENTRA CARE - SOUTH ORANGE		69	14	17%	83
HURLBURT FIELD CLINIC		39	43	52%	82
BOCA RATON REHABILITATION CENTER		79	3	4%	82
HERON CLUB AT PRESTANCIA		80	2	2%	82
THE PAVILION FOR HEALTH CARE		72	10	12%	82
LAB		29	53	65%	82
FAST TRACK URGENT CARE CENTER - WESTCHASE			82	100%	82

# COVID-19: testing by laboratory

Data through Dec 5, 2020 verified as of Dec 6, 2020 at 09:25 AM

Data in this report are provisional and subject to change.

The numbers in the table below represent the number of Florida and non-Florida residents for whom test results were received by the Department of Health. A person can be tested by more than one laboratory and can have both positive and negative results. **Therefore, the sum of the numbers in each column will be larger than the total number of people tested.**

Reporting lab	Inconclusive	Negative	Positive	Percent positive	Total
EVENT MED SERVICES LABORATORY		82			82
OCEAN REEF MEDICAL CENTER		74	8	10%	82
LOOP PEDIATRICS PA		74	8	10%	82
ARBOR TRAIL		77	5	6%	82
MIAMI SHORES NURSING & REHAB		81			81
AFC URGENT CARE FAMILY CARE			81	100%	81
DISCOVERY VILLAGE AT NAPLES		81			81
OAKS OF KISSIMMEE HEALTH AND REHABILITATION CENTER		81			81
AFC URGENT CARE		44	36	45%	80
CORAL REEF NURSING & REHAB CENTER		80			80
WEDGEWOOD HEALTHCARE CENTER		77	3	4%	80
QUICK CARE MED PL CR		77	3	4%	80
ADVENT HEALTH - PALM HARBOR ER		64	16	20%	80
PEDIATRICS OF GREATER ORLANDO		71	9	11%	80
MV MEDICAL PRACTICE DBA PRIMARY URGENT CARE		77	2	3%	79
PHYSICIANS PRIMARY CARE LAB		60	19	24%	79
Solaris Healthcare Coconut Creek		78	1	1%	79
VETERANS AFFAIRS MEDICAL CENTER - PALO ALTO		28	50	64%	78
NITE LITE PEDIATRICS - JACKSONVILLE		76	2	3%	78
EDGEWATER AT WATERMAN VILLAGE		78			78
TRUE NORTH HEALTH NAVIGATION LLC DBA DISPATCHHEALTH	1	60	16	21%	77
CBS LABS OF TAMPA LLC		3	74	96%	77
UNIVERSITY HEALTH SYSTEM INC		70	7	9%	77
ORANGE CITY NURSING AND REHAB		75	2	3%	77
CAREMOUNT MEDICAL - PATHOLOGY		75	2	3%	77
SOLARIS HEALTHCARE LAKE CITY		47	30	39%	77
FIRST CHOICE PEDIATRICS SEMORAN		65	12	16%	77
NOMIHEALTH LAB SERVICES		7	70	91%	77
DYNAMIC MEDICAL USA			76	100%	76
KEYS MEDICAL GROUP			76	100%	76
NSPIRE HEALTHCARE TAMARAC		75	1	1%	76
FINLAY CLINICAL LABORATORY INC		28	48	63%	76
GOOD SAMARITAN SOCIETY OF DELAND		72	3	4%	75
VILLAGE DOCTORS OF KEYSTONE		63	12	16%	75
ST MARK ASSISTED LIVING CENTER	1	63	11	15%	75
RDV SPORTSPLEX PEDIATRICS		60	14	19%	74
VIERA HOSPITAL			74	100%	74
BOSTON RED SOX CLUB LP		74			74
WINDSOR REFLECTIONS		74			74
NOAH CLINICAL LABORATORY		63	11	15%	74
FAST TRACK URGENT CARE CENTER - SOUTH TAMPA			74	100%	74
HEALTH CARE DISTRICT OF PALM BEACH COUNTY MAIN OFFICE	1	9	63	86%	73
DOCTORS MEMORIAL HOSPITAL		30	43	59%	73
CONSULATE HEALTH CARE - LAKE MARY		72	1	1%	73
HIALEAH SHORES NURSING AND REHAB CENTER		70	3	4%	73
THE COURTYARD ASSISTED LIVING		70	3	4%	73

# COVID-19: testing by laboratory

Data through Dec 5, 2020 verified as of Dec 6, 2020 at 09:25 AM

Data in this report are provisional and subject to change.

The numbers in the table below represent the number of Florida and non-Florida residents for whom test results were received by the Department of Health. A person can be tested by more than one laboratory and can have both positive and negative results. **Therefore, the sum of the numbers in each column will be larger than the total number of people tested.**

Reporting lab	Inconclusive	Negative	Positive	Percent positive	Total
LASER & SURGERY CENTER OF THE PALM BEACHES		73			73
SCOTT LAKE HEALTH AND REHABILITATION CENTER		71	2	3%	73
FHMG FLORIDA HOSPITAL MEDICAL GROUP		59	14	19%	73
PEDIATRICS IN BREVARD PA		65	7	10%	72
FIRST CHOICE PRIMARY CARE		55	17	24%	72
SARAPATH DIAGNOSTICS			72	100%	72
FLORIDA DEPARTMENT OF HEALTH IN POLK COUNTY		63	9	13%	72
JOHN KNOX VILLAGE OF FLORIDA ALF	1	70			71
CATHOLIC HEALTH SYSTEM DEPT LABORATORY		70	1	1%	71
ADVANCED LAB		67	4	6%	71
Madison Health and Rehabilitation Center		41	30	42%	71
CONSULATE HEALTH CARE OF SARASOTA		71			71
DIAGNOSTIC LABORATORY OF OKLAHOMA		58	13	18%	71
AMMON LABS		61	10	14%	71
BROWARD HEALTH CORAL SPRINGS EPIDEMIOLOGY DEPT		1	69	99%	70
QPS, LLC		69	1	1%	70
Highlands Regional Hospital		63	7	10%	70
SUNCOAST COMMUNITY HEALTH CENTERS PEDIATRICS		21	49	70%	70
ADVENT HEALTH CENTRA CARE - ORANGE CITY		4	66	94%	70
HAVEN OF OUR LADY OF PEACE INC		70			70
HIGHLANDS MEDICAL CENTER		68	2	3%	70
ADVENT HEALTH - ORLANDO		59	11	16%	70
MD 365 MEDICAL CARE		69	1	1%	70
JACKSONVILLE KIDS PEDIATRICS, PLLC		60	10	14%	70
MAGNOLIA DIAGNOSTIC		1	69	99%	70
HERITAGE HEALTHCARE AND REHABILITATION CENTER		69			69
DAYSRING VILLAGE		68	1	1%	69
DELTONA HEALTH CARE		55	14	20%	69
SOUTH BALDWIN MEDICAL CENTER GULF SHORES		57	12	17%	69
CRONOS CLINICAL LABORATORY	1	66	2	3%	69
BROWARD HEALTH MEDICAL CENTER		3	66	96%	69
GRANDE, THE		66	3	4%	69
SIMED LABORATORY		57	12	17%	69
LAKEVIEW TERRACE RETIREMENT COMMUNITY		66	2	3%	68
24/7 PEDIATRIC CARE CENTERS INC		65	3	4%	68
AMELIA MEDICAL CARE		2	66	97%	68
MEDFAST URGENT CARE CENTERS LLC		12	56	82%	68
THE WELLNESS CENTER AT LAKEWOOD RANCH			68	100%	68
SUNCOAST OPTIMAL WELLNESS		23	45	66%	68
BOCA GRANDE HEALTH CLINIC		64	3	4%	67
AMERICA'S PHARMACY LLC		60	7	10%	67
AEL- MEMPHIS		17	50	75%	67
PROMEDICA LABORATORIES		20	47	70%	67
TREASURE COAST MEDICAL ASSOCIATES		2	65	97%	67
MEDICAL CENTER CLINIC-IMMEDIATE CARE		62	5	7%	67
HEARTLAND PEDIATRICS OF LAKE WALES		60	7	10%	67

# COVID-19: testing by laboratory

Data through Dec 5, 2020 verified as of Dec 6, 2020 at 09:25 AM

Data in this report are provisional and subject to change.

The numbers in the table below represent the number of Florida and non-Florida residents for whom test results were received by the Department of Health. A person can be tested by more than one laboratory and can have both positive and negative results. **Therefore, the sum of the numbers in each column will be larger than the total number of people tested.**

Reporting lab	Inconclusive	Negative	Positive	Percent positive	Total
VILLAS OF HOLLY BROOK - BRADENTON 14TH		67			67
MIDWAY PRIMARY CARE, LLC		67			67
CSL PLASMA		18	49	73%	67
ManorCare Health Services-Palm Harbor		66			66
MEDEX MEDICAL EXPRESS OF PALATKA			66	100%	66
CHILDRENS MEDICAL ASSOCIATION		58	8	12%	66
SEASIDE HEALTH AND REHABILITATION CENTER		11	55	83%	66
LIFE BRITE		64	1	2%	65
MEMORIAL MANOR		65			65
Oakhurst Center		65			65
HALIFAX MEDICAL CENTER-PORT ORANGE LAB		56	9	14%	65
STONY BROOK UNIVERSITY MEDICAL CENTER		58	7	11%	65
ERIE COUNTY MEDICAL CTR CLINICAL LABS		64	1	2%	65
JACKSONVILLE NURSING AND REHAB CENTER		65			65
ANCIENT CITY PEDIATRICS		64	1	2%	65
OUT OF STATE		40	24	38%	64
ADVENT HEALTH CENTRA CARE - WINTER GARDEN		12	52	81%	64
WATERMARK LAKE POINTE WOODS LLC		64			64
PALMS MEDICAL GROUP HIGH SPRINGS		58	6	9%	64
SIGNATURE HEALTHCARE OF PORT CHARLOTTE		64			64
MEMORY CARE OF NAPLES		64			64
HAVEN OF OUR LADY OF PEACE		64			64
CENTERSTONE OF FLORIDA		61	3	5%	64
LABFIRST - DEPARTMENT OF PATHOLOGY		63	1	2%	64
WELLSNOW URGENT CARE PC		64			64
WESLEY HAVEN VILLA		64			64
SOUTH GEORGIA MEDICAL CENTER		48	16	25%	64
PLANTATION GENERAL HOSPITAL CLINICAL LAB		26	37	59%	63
SUN COUNTRY PEDIATRICS PLLC	5	53	5	8%	63
HEALTH FIRST - PALM BAY HOSPITAL		2	61	97%	63
APC PEDIATRICS AT RYE ROAD MEDICAL PARK		63			63
EISENHOWER ARMY MEDICAL CENTER		59	4	6%	63
PINELLAS CARE CENTER		45	18	29%	63
WADSWORTH HEALTH CENTER		60	3	5%	63
Emory L Bennett State Veterans Nursing Home		62	1	2%	63
ASSOCIATED CLINICAL LABORATORIES		57	5	8%	62
RIDGEWOOD DIAGNOSTIC LABORATORY		60	2	3%	62
Solaris Healthcare Lake Bennet		55	7	11%	62
Concordia Village of Tampa AL		62			62
JOSEPH L MORSE GERIATRIC CENTER	2	59	1	2%	62
DE LUNA HEALTH AND REHABILITATION CENTER		62			62
CLYDE E LASSEN STATE VETERANS NURSING HOME		56	6	10%	62
CONEY ISLAND HOSPITAL		61	1	2%	62
LAB PLUS, LLC AT SAINT THOMAS WEST HOSPITAL		47	14	23%	61
NEMOURS CHILDREN'S PRIMARY CARE		51	10	16%	61
Advent health care center Celebration		59	2	3%	61

# COVID-19: testing by laboratory

Data through Dec 5, 2020 verified as of Dec 6, 2020 at 09:25 AM

Data in this report are provisional and subject to change.

The numbers in the table below represent the number of Florida and non-Florida residents for whom test results were received by the Department of Health. A person can be tested by more than one laboratory and can have both positive and negative results. **Therefore, the sum of the numbers in each column will be larger than the total number of people tested.**

Reporting lab	Inconclusive	Negative	Positive	Percent positive	Total
BROOKDALE OVIEDO		60	1	2%	61
FLOMEDILAB		19	42	69%	61
AFC URGENT CARE CLEARWATER		27	34	56%	61
LAKE VIEW CARE CENTER AT DELRAY		60	1	2%	61
CITRUS MEMORIAL HEALTH SYSTEM LAB		2	59	97%	61
EMERALD COAST HOSPICE		60	1	2%	61
CL BRUMBACK PRIMARY CARE CLINICS		16	45	74%	61
EXACT SCIENCES LABORATORIES, LLC		15	45	75%	60
FAST TRACK URGENT CARE CENTER - BRANDON			60	100%	60
CENTRAL BALDWIN IMMEDIATE CARE & FAMILY PRACTICE		47	13	22%	60
ARBOR GLEN AT ARBOR TRACE		57	3	5%	60
KORGENE LAB		18	42	70%	60
VILLAGE PLACE NH LLC		44	16	27%	60
ADVENT HEALTH CENTRA CARE - KISSIMMEE		25	34	58%	59
BAY VUE NURSING AND REHABILITATION CENTER		58	1	2%	59
Fernandina Beach Rehabilitation and Nursing Center		59			59
QUEENS HOSPITAL CENTER		58	1	2%	59
HUNTSVILLE HOSPITAL LABORATORY		44	15	25%	59
SPRINGS AT LAKE POINTE WOODS		58	1	2%	59
PLAZA OF HALLANDALE BEACH		59			59
SUPERIOR RESIDENCES OF PANAMA CITY BEA		58			58
INTERNAL LAB		50	8	14%	58
MIAMI BEACH COMMUNITY HEALTH CENTER			58	100%	58
MOLECULAR TESTING LABS		25	33	57%	58
F&T MEDICAL RESEARCH, INC		58			58
ADVANCED AMBULATORY SURGERY CENTER		55	3	5%	58
STONY BROOK SOUTHAMPTON		57	1	2%	58
THE CANOPY AT BERRYHILL		58			58
USF HEALTH MORSANI CENTER		5	53	91%	58
MINUTECLINIC DIAGNOSTIC OF SOUTH CAROLINA, LLC		52	6	10%	58
Margate Health and Rehabilitation Center		56	2	3%	58
ADVENT HEALTH CENTRA CARE - POINCIANA		19	38	67%	57
MILLENIUM PHYSICIANS GROUP		1	56	98%	57
KAPG FLEMING ISLAND SENIOR HOUSING OPCO LLC	1	56			57
GEORGIA DEPARTMENT OF PUBLIC HEALTH		1	56	98%	57
ST VINCENT'S BIRMINGHAM		55	2	4%	57
ASCENSION SACRED HEART BAY LABORATORY		54	3	5%	57
AMERICAN FAMILY MEDICAL		48	9	16%	57
MORSE LIFE MEMORY CARE RESIDENCE		56	1	2%	57
EAST ALABAMA MEDICAL CENTER LABORATORY		49	8	14%	57
ASCENSION MEDICAL GROUP		1	56	98%	57
Courtyards of Orlando Care Center		57			57
DAIRY ROAD URGENT CARE		29	27	48%	56
EXCEL PEDIATRICS		40	16	29%	56
ISLAND COAST PEDIATRICS		55	1	2%	56
ATRIUM AT LIBERTY PARK		55	1	2%	56



# COVID-19: testing by laboratory

Data through Dec 5, 2020 verified as of Dec 6, 2020 at 09:25 AM

Data in this report are provisional and subject to change.

The numbers in the table below represent the number of Florida and non-Florida residents for whom test results were received by the Department of Health. A person can be tested by more than one laboratory and can have both positive and negative results. **Therefore, the sum of the numbers in each column will be larger than the total number of people tested.**

Reporting lab	Inconclusive	Negative	Positive	Percent positive	Total
MILLER BIOCONNECT		43	13	23%	56
SONATA HUNTERS CREEK		47	8	15%	55
BIODESIX, INC.		43	12	22%	55
NORTH PORT REHABILITATION AND NURSING CENTER		54	1	2%	55
PATRIOT MEDICAL LABORATORIES		52	2	4%	54
UNITED LABORATORY SERVICES CORPORATION		38	16	30%	54
PHYSICIAN PARTNERS PERRY		34	20	37%	54
SARASOTA CO. HEALTH DEPT # 58		40	14	26%	54
EMBRY RIDDLE AERONAUTICAL UNIVERSITY HEALTH SERVICES			54	100%	54
TIFFANY HALL NURSING AND REHAB		44	10	19%	54
MED EXPRESS		4	50	93%	54
Heartland Healthcare of Ft. Myers		54			54
CLERMONT HEALTH AND REHAB		40	14	26%	54
CENTRA CARE - CONWAY		20	33	62%	53
MINNESOTA TWINS		51	2	4%	53
NATURE COAST MEDICAL GROUP		45	8	15%	53
BENTON HOUSE AT OAKLEAF		51	2	4%	53
DOUGLAS T JACOBSON STATE VETERANS HOME		53			53
POINTE, THE		51	2	4%	53
Solaris HealthCare Windermere		51	2	4%	53
DISCOVERY VILLAGE AT MELBOURNE		52	1	2%	53
MD LABS		31	22	42%	53
ADVENT HEALTH		49	3	6%	52
LABCORP RTP		27	25	48%	52
MOBILE PHYSICIAN SERVICES INC		51	1	2%	52
PARKSIDE INN		52			52
SPRING HILL HEALTH AND REHABILITATION CENTER		40	12	23%	52
PINES OF SARASOTA		52			52
GENPATH			52	100%	52
AVON PARK PEDIATRICS INC		46	6	12%	52
LUIS A GHIGLINO MD PA		52			52
FAST TRACK URGENT CARE CENTER - WESLEY CHAPEL			52	100%	52
DBI HEALTH INC		50	2	4%	52
EXPRESS URGENT CARE LLC		1	50	98%	51
VILLA MARIA WEST SKILLED NURSING FACILITY		45	6	12%	51
UNIVERSITY OF NORTH FLORIDA STUDENT HEALTH		48	3	6%	51
NO FLORIDA PEDIATRICS, PA		50	1	2%	51
NXGEN MDX		19	32	63%	51
WASHINGTON REHABILITATION AND NURSING CENTER		51			51
WIREGRASS DIRECT PRIMARY CARE PLLC		45	6	12%	51
WHITE WILSON MEDICAL IMMEDIATE CARE NICEVILLE			51	100%	51
EAGLES WATCH CLUSTER		42	9	18%	51
GULFVIEW MEDICAL INSTITUTE		50			50
GOOD SAMARITAN CENTER		50			50
LPG COCONUT POINT		39	11	22%	50
GATEWAY CARE CENTER		50			50

# COVID-19: testing by laboratory

Data through Dec 5, 2020 verified as of Dec 6, 2020 at 09:25 AM

Data in this report are provisional and subject to change.

The numbers in the table below represent the number of Florida and non-Florida residents for whom test results were received by the Department of Health. A person can be tested by more than one laboratory and can have both positive and negative results. **Therefore, the sum of the numbers in each column will be larger than the total number of people tested.**

Reporting lab	Inconclusive	Negative	Positive	Percent positive	Total
ROSECASTLE OF CITRUS		49			49
AMEERAH LABS, LLC		38	11	22%	49
VETERANS AFFAIRS MEDICAL CENTER - GULF COAST		27	22	45%	49
NITE LITE PEDIATRICS - PORT ST. LUCIE		42	7	14%	49
USF		1	48	98%	49
MD 365 MEDICAL CARE PLLC		49			49
BORLAND GROOVER CLINIC	1	40	8	16%	49
INTERLACHEN PEDIATRICS PA		48	1	2%	49
SOLARIS SENIOR LIVING NORTH NAPLES		48	1	2%	49
GV NAPLES OPCO, LLC		49			49
WILSON MEMORIAL REGIONAL MEDICAL CENTER		47	2	4%	49
SONATA BOCA RATON		47	1	2%	48
BAY CENTER HURRICANE SHELTER		48			48
BIOIQ			48	100%	48
PHYSICIANS PRIMARY CARE OF SOUTHWEST FLORIDA		39	9	19%	48
AFC PHYSICIANS OF FLORIDA		37	11	23%	48
GENEDX		36	11	23%	47
INTERLAB		1	46	98%	47
NORTH FLORIDA PEDIATRICS PA - DUVAL		46	1	2%	47
CLEVELAND CLINIC FOUNDATION		11	36	77%	47
SOFT CELL LABORATORIES		44	3	6%	47
ALLEGRO		47			47
ADVENT HEALTH CENTRA CARE - EAST ORLANDO		21	26	55%	47
PRIMARY CARE SOUTH INC			47	100%	47
SOMERBY LAKE NONA		46	1	2%	47
ADVENT HEALTH - PALM COAST			47	100%	47
SNH BRFL TENANT LLC		47			47
GULF COAST MEDICAL CENTER		45	2	4%	47
SUNY UPSTATE MEDICAL UNIVERSITY		43	4	9%	47
ALLIANCE PEDIATRICS		24	23	49%	47
HOBDARI FAMILY HEALTH LLC		32	14	30%	46
ST. CLOUD MEDICAL GROUP		46			46
EAST NEW YORK DIAGNOSTIC AND TREATMENT		43	3	7%	46
PREMIER PLACE HEALTHCARE AT THE GLENVIEW		46			46
HUNTINGTON HOSPITAL LABORATORY		45	1	2%	46
NORTH PINELLAS STATMED QUICK QUALITY CLINICS		5	41	89%	46
Nspire Health Care Kendall		45	1	2%	46
TRINITY AL SENIOR HOUSING LLC		44	2	4%	46
CANOPY ON BERRYHILL, THE		41	5	11%	46
H LEE MOFFITT CANCER CENTER MICRO		46			46
EAST MANATEE FAMILY	1	1	44	96%	46
HARTFORD HEALTH SERVICES LLC		46			46
IQBAL A FARUQUI MD		39	7	15%	46
CHILDRENS MEDICAL ASSOCIATION PA		34	12	26%	46
CHILDREN'S HOSPITAL OF ALABAMA		44	1	2%	45
ADVENTHEALTH MEDICAL GROUP FAMILY MEDICINE AT		38	7	16%	45

# COVID-19: testing by laboratory

Data through Dec 5, 2020 verified as of Dec 6, 2020 at 09:25 AM

Data in this report are provisional and subject to change.

The numbers in the table below represent the number of Florida and non-Florida residents for whom test results were received by the Department of Health. A person can be tested by more than one laboratory and can have both positive and negative results. **Therefore, the sum of the numbers in each column will be larger than the total number of people tested.**

Reporting lab	Inconclusive	Negative	Positive	Percent positive	Total
S-H THIRTY-FIVE OPCO- PORT ST LUCIE, LLC	1	44			45
URGENT CARE TCMA			45	100%	45
SOUTHPORT SQUARE HARBOUR HEALTH		45			45
ST FRANCIS HOSPITAL		39	6	13%	45
ALL FLORIDA FAMILY AND SPORTS MEDICINE		40	5	11%	45
LENOX HILL HOSPITAL		41	4	9%	45
UNIVERSITY OF CENTRAL FLORIDA HEALTH SERVICES		45			45
NORTH SHORE UNIVERSITY HOSPITAL LABORATORY		42	3	7%	45
ESTERO ISLAND MEDICAL CENTER		34	10	23%	44
PHYSICIANS REGIONAL MEDICAL CENTER - PINE RIDGE		18	26	59%	44
PEDIATRICS OF CENTRAL FLORIDA – SAINT CLOUD	2	40	2	5%	44
MOOSEHAVEN LIFE CARE CENTER		44			44
ADVENT HEALTH - LAKE NONA		38	6	14%	44
DAYSPRING SENIOR LIVING LLC		44			44
PHYSICIANS STAT LAB INC		35	9	20%	44
INDIGO MANOR		15	29	66%	44
VISITING PHYSICIANS ASSOCIATION		40	4	9%	44
SANDY RIDGE CENTER FOR REHABILITATION AND HEALING		42	2	5%	44
FHMG LAKE MARY PEDS		39	5	11%	44
ALLIANCE OF PHYSICIANS AGAINST COVID-19			44	100%	44
Solaris Senior Living North Naples ALF		39	5	11%	44
ADVENT HEALTH CENTRA CARE - SAND LAKE		17	27	61%	44
BROAD INSTITUTE CLINICAL SEQUENCING RESEARCH PLATFORM	1	39	4	9%	44
ARDEN COURTS OF LARGO FL, LLC		40	3	7%	43
ADVENT HEALTH - LAKE MARY		35	8	19%	43
TGH URGENT CARE – SEMINOLE			43	100%	43
SMA LAB		6	37	86%	43
BRANCH MEDICAL CLINIC			43	100%	43
HEALTH FIRST - CAPE CANAVERAL HOSPITAL		1	42	98%	43
QUICK CARE MED		34	8	19%	42
ARCPPOINTS LABS		37	5	12%	42
TROY REGIONAL MEDICAL CENTER		34	8	19%	42
J FRANK AVEY MD		32	10	24%	42
KENDALL REGIONAL MEDICAL CENTER LAB	3		39	93%	42
CHILDREN MED CARE INC		40	2	5%	42
ORLANDO HEALTH CENTER FOR REHABILITATION		42			42
HARBORCHASE OF VERO BEACH		39	3	7%	42
QUOTIENT SCIENCES			42	100%	42
FAMILY EXTENDED CARE OF CENTRAL TAMPA		42			42
CRAIG BERGER MD PL D/B/A BAY AREA EYE INSTITUTE		42			42
MEDEXPRESS URGENT CARE BOCA RATON		38	4	10%	42
RITECARE MED CTR H			41	100%	41
BAPTIST MEDICAL CENTER SOUTH		30	11	27%	41
ORLANDO HEALTH AND REHAB CENTER		6	35	85%	41
The Grove Health and Rehabilitation		28	13	32%	41
ADVENT HEALTH - MOUNT DORA		6	35	85%	41

# COVID-19: testing by laboratory

Data through Dec 5, 2020 verified as of Dec 6, 2020 at 09:25 AM

Data in this report are provisional and subject to change.

The numbers in the table below represent the number of Florida and non-Florida residents for whom test results were received by the Department of Health. A person can be tested by more than one laboratory and can have both positive and negative results. **Therefore, the sum of the numbers in each column will be larger than the total number of people tested.**

Reporting lab	Inconclusive	Negative	Positive	Percent positive	Total
HEALTH PARK CARE CENTER		41			41
WORKPLACE SCREENING INTELLIGENCE			41	100%	41
PROMPT CARE OF CENTRAL FLORIDA			41	100%	41
Sunnyside Nursing Home		39	2	5%	41
PEDIATRICS OF CENTRAL FLORIDA KISSI		33	8	20%	41
ALTERNATIVE LIVING, INC DBA TWIN CITIES PAVILION		41			41
URGENT CARE EXPRESS LLC			41	100%	41
FG RAPID RESULTS		31	10	24%	41
ADVENT HEALTH CENTRA CARE - HUNTERS CREEK		7	34	83%	41
FLORIDA HOSPITAL NEW SMYRNA		4	37	90%	41
MICRO PATH LABORATORIES INC		40	1	2%	41
CENTURY CENTER FOR REHABILITATION & HEALING		29	11	28%	40
FAMILY HEALTH CENTERS OF SOUTHWEST FLORIDA INC		23	17	43%	40
AMA MEDICAL GROUP LLC		35	5	13%	40
PRIDE DIAGNOSTICS		24	16	40%	40
Crystal Health & Rehab Center		40			40
ALTRU DIAGNOSTICS INC		34	5	13%	39
BioReference Laboratories, Inc		6	33	85%	39
RDX BIOSCIENCE			39	100%	39
PEDIATRIC CARE CENTER- JACKSONVILLE BEACH		11	28	72%	39
PALMS EDGE		38	1	3%	39
FAMILY HEALTH CENTERS OF SWF LABS		25	14	36%	39
FLORIDA DEPARTMENT OF HEALTH IN LAKE COUNTY		31	8	21%	39
CLINICAL RESEARCH SEQUENCING PLATFORM		8	31	79%	39
CITRUS MEMORIAL HOSPITAL			39	100%	39
PEDIATRIC ASSOCIATES OF OCALA PA		37	2	5%	39
WINTER GARDEN REHAB AND NURSING CENTER		39			39
LECONTE MEDICAL CENTER LAB		30	9	23%	39
SOUTHEAST ALABAMA MEDICAL CENTER			38	100%	38
BRONX LEBANON HOSPITAL-MEDICAL CENTER		36	2	5%	38
NO FLORIDA PEDIATRICS, PA - BRADFORD		32	6	16%	38
FAMILY EXTENDED CARE OF WINTER HAVEN		38			38
PARAMOUNT URGENT CARE INC		13	25	66%	38
CAPITAL REGIONAL MEDICAL CENTER		2	36	95%	38
REGENTS PARK OF BOCA RATON		36	2	5%	38
Q ANSWER LAB	1	10	27	71%	38
HOMEWOOD RESIDENCE AT FREEDOM PLAZA		37	1	3%	38
Cross Landings Health and Rehabilitation		38			38
BAY EDUCATORS WELLNESS CENTER		22	16	42%	38
ATLANTIC URGENT CARE		21	17	45%	38
FIRST CHOICE URGENT CARE		10	28	74%	38
ROCKLEDGE REGIONAL MEDICAL CENTER		30	8	21%	38
POPLAR HEALTHCARE PLLC	1	11	26	68%	38
FLORIDA MEDICAL CLINIC PA		35	3	8%	38
BAY COUNTY JAIL ANNEX		33	5	13%	38
FLORIDA HEALTH CARE		5	33	87%	38

# COVID-19: testing by laboratory

Data through Dec 5, 2020 verified as of Dec 6, 2020 at 09:25 AM

Data in this report are provisional and subject to change.

The numbers in the table below represent the number of Florida and non-Florida residents for whom test results were received by the Department of Health. A person can be tested by more than one laboratory and can have both positive and negative results. **Therefore, the sum of the numbers in each column will be larger than the total number of people tested.**

Reporting lab	Inconclusive	Negative	Positive	Percent positive	Total
RAINBOW PEDIATRICS PC LLC / BREAKFAST POINT		38			38
PEDIATRICS BY THE SEA		38			38
CHAUTAUQUA REHABILITATION AND NURSING CENTER		37	1	3%	38
PALM BAY URGENT CARE		11	26	70%	37
PONCE THERAPY CARE CENTER		34	3	8%	37
BRASHEAR'S VITAL CARE CORP			37	100%	37
PRECISION HEALTH SOLUTIONS LAB		9	28	76%	37
MED COMP SCIENCES			37	100%	37
NEW YORK PRESBYTERIAN - QUEENS DIAGNOSTIC		36	1	3%	37
WINDSOR OAKS		37			37
BOULEVARD REHABILITATION CENTER		24	13	35%	37
ONE MILO		37			37
UNIVERSITY OF ALABAMA		34	3	8%	37
CORAL GABLES NURSING & REHABILITATION CENTER		32	5	14%	37
SUMMIT AT VENICE	2	35			37
CRUCIAL CARE EMERGENCY MEDICINE DOCTORS		31	6	16%	37
MANORCARE HEALTH SERVICES - VENICE		28	8	22%	36
STUART URGENT CARE			36	100%	36
REDI MED LLC			36	100%	36
SENIOR LIVING VII TAMPA LLC	1	30	5	14%	36
BVL/LITTLE ANGEL PEDIATRICS		36			36
A COUNTRY PLACE ASSISTED LIVING FACILITY		36			36
FHMG_CTR FOR SENIOR HEALTH		31	5	14%	36
ELMCROFT OF BELLA VITA		33	3	8%	36
NEXT MOLECULAR ANALYTICS		6	30	83%	36
ROCHESTER GENERAL HOSPITAL LABORATORY		34	1	3%	35
CENTRA CARE - APOPKA			35	100%	35
STEINHATCHEE FAMILY MEDICAL CENTER		31	4	11%	35
ISLAND URGENT CARE PLLC DBA AFC URGENT CARE		34	1	3%	35
PALM RIVER COMMUNITY HEALTH CENTER		30	5	14%	35
Guardian Care Nursing and Rehabilitation Center		35			35
LOURDES HOSPITAL INC		33	2	6%	35
FAMILY CARE PARTNERS OF NORTHEAST FLORIDA LLC		11	24	69%	35
PALM GARDEN OF ORLANDO		35			35
CATALYST WALK IN CLINIC		26	9	26%	35
P23 LABS		35			35
CABANA AT JENSEN DUNES, THE		35			35
BOND CLINIC PA		6	29	83%	35
ADVENT HEALTH - FISH MEMORIAL		2	33	94%	35
IRL		4	31	89%	35
LAKELAND REGIONAL HEALTH LAKE MIRIAM		3	32	91%	35
PALMETTO FAMILY HEALTHCARE		8	27	77%	35
BAYSHORE PATHOLOGY		34	1	3%	35
PLYMOUTH HOME FOR ADULTS, INC.	7	27	1	3%	35
AMERICAN HOUSE-BONITA SPRINGS		35			35
SARATOGA HOSPITAL LABORATORY		32	2	6%	34

# COVID-19: testing by laboratory

Data through Dec 5, 2020 verified as of Dec 6, 2020 at 09:25 AM

Data in this report are provisional and subject to change.

The numbers in the table below represent the number of Florida and non-Florida residents for whom test results were received by the Department of Health. A person can be tested by more than one laboratory and can have both positive and negative results. **Therefore, the sum of the numbers in each column will be larger than the total number of people tested.**

Reporting lab	Inconclusive	Negative	Positive	Percent positive	Total
REDI-MED WALK-IN FAMILY CARE			34	100%	34
EXPERTUS LABORATORIES INC		13	21	62%	34
DOH-WEST PALM BEACH BRANCH LABORATORY		2	32	94%	34
BIG BOCA SMILES LLC		33	1	3%	34
HUNT CLUB PEDIATRIC ASSOCIATES PA		28	6	18%	34
MEDICAL CENTER OF DELTONA, INC		27	7	21%	34
ALTAMONTE PEDIATRIC ASSOCIATES		30	4	12%	34
SUMMER VISTA ASSISTED LIVING		31	3	9%	34
TGH URGENT CARE - TYRONE		1	32	97%	33
SANFORD MOBILE LAB PGA TOUR		32	1	3%	33
QHC UPSTATE MEDICAL PC		28	5	15%	33
PREDICTIVE LABORATORIES, INC		31	2	6%	33
AHSE ROP		32	1	3%	33
ADVENT HEALTH - ALTAMONTE SPRINGS		28	5	15%	33
Kensington Gardens		33			33
Darcy Hall Of Life Care		33			33
VIPEDIATRICS PLLC		31	2	6%	33
FAMILY EXTENDED CARE OF SEBRING INC		31	2	6%	33
CHERRY OAK PALM BEACH COUNTY		33			33
FAMILY CARE PARTNERS OF NE FLORIDA LLC		11	22	67%	33
BOND CLINIC		3	30	91%	33
FOUNTAIN INN NURSING & REHABILITATION CTR, INC		31	2	6%	33
KAPG ST AUGUSTINE SENIOR HOUSING OPCO LLC		33			33
PALMS FACILITY INC		33			33
ACCURATE DIAGNOSTIC LAB		32	1	3%	33
AYERS NURSING AND REHABILITATION CENTER		33			33
PINNACLES PEDS CARE PA		33			33
JUPITER MEDICAL CENTER URGENT CARE			32	100%	32
BENTON HOUSE OF ST. JOHNS		32			32
WESTMINSTER ST AUGUSTINE		32			32
CEDAR CREEK AT KINGS BAY INC		32			32
RASHDA ALBIBI M.D. P.A.		30	2	6%	32
ST AUGUSTINE PEDIATRIC ASSOC		30	2	6%	32
STEWART MEDICAL GROUP			32	100%	32
HOLZER HEALTH CENTER			32	100%	32
BIOFIRE		7	25	78%	32
MISSION OAKS ASSISTED LIVING		31	1	3%	32
WELL HEALTH WORKS		31	1	3%	32
ST. MARYS MEDICAL CENTER		1	31	97%	32
ADVENTIST HEALTH SYSTEM FLORIDA		25	7	22%	32
PHYSICIAN ASSOCIATES LLC		26	5	16%	31
VILLAGE PEDIATRICS LLC		25	6	19%	31
COLLIER HMA PHYSICIAN MANAGEMENT LLC		26	5	16%	31
CLARE BRIDGE OF SARASOTA		31			31
DB MD		28	3	10%	31
PROJECT HEALTH INC		25	6	19%	31

# COVID-19: testing by laboratory

Data through Dec 5, 2020 verified as of Dec 6, 2020 at 09:25 AM

Data in this report are provisional and subject to change.

The numbers in the table below represent the number of Florida and non-Florida residents for whom test results were received by the Department of Health. A person can be tested by more than one laboratory and can have both positive and negative results. **Therefore, the sum of the numbers in each column will be larger than the total number of people tested.**

Reporting lab	Inconclusive	Negative	Positive	Percent positive	Total
Peninsula Care and Rehab		30	1	3%	31
GRAND OAKS OF JENSEN BEACH LLC		31			31
PRMG - EAST NAPLES		23	8	26%	31
COOPER FAMILY MEDICAL, PLLC		26	5	16%	31
DISCOVERY COMMONS AT BRADENTON		31			31
DOH		17	14	45%	31
MOLECULAR DIAGNOSTICS		1	30	97%	31
BAPTIST PRIMARY CARE, INC		29	2	6%	31
FLORIDA DEPARTMENT OF HEALTH CLAY COUNTY		2	29	94%	31
REGENCY PARK ASSISTED LIVING FACILITY		29	1	3%	30
PHOSPHORUS DIAGNOSTICS		27	3	10%	30
ECOLAB GROUP		6	24	80%	30
HERITAGE WATERSIDE		27	3	10%	30
BAPTIST PRIMARY CARE INC		24	6	20%	30
CATHOLIC HEALTH SERVICES REGIONAL LAB		26	4	13%	30
MID FLORIDA PATHOLOGY LLC MOBILE UNIT #4		18	12	40%	30
LEESBURG PEDIATRICS		28	2	7%	30
CENTRAL FLORIDA HEALTHCARE GROUP LLC		28	2	7%	30
ADVENT HEALTH - LAKE WALES		22	8	27%	30
AMEERAH LABS			30	100%	30
BAYFRONT MEDICAL		23	7	23%	30
CHIPOLA MEDICAL ASSOCIATES, LLC		20	10	33%	30
ESCAMBIA COUNTY JAIL		16	13	45%	29
PERSONAL PEDIATRICS		26	3	10%	29
MINUTECLINIC DIAGNOSTIC OF RHODE ISLAND, LLC #1544		28	1	3%	29
FLORIDA HOSPITAL		21	8	28%	29
WESTWOOD NURSING AND REHABILITATION		28	1	3%	29
PALM BAY PEDIATRICS		18	11	38%	29
LabCorp L#09258130 M#09258125		12	17	59%	29
PEDIATRIC SPECIALISTS MEDICAL GROUP	1	27	1	3%	29
SPRINGS AT BOCA CIEGA BAY,THE		29			29
WESTWOOD HEALTHCARE SNF		29			29
WUESTHOFF MEMORIAL HOSPITAL			29	100%	29
NEOGENOMICS LABORATORIES INC		29			29
SONNIS PEDIATRICS PA		29			29
PATRICK AIR FORCE BASE		1	28	97%	29
UNIV OF ROCHESTER-STRONG MEMORIAL HOSP		28	1	3%	29
P4CLINICAL	3	2	24	83%	29
VETERANS HOME			29	100%	29
BROWARD HEALTH MEDICAL CENTER CLINICAL LAB			29	100%	29
RIVER TOWN DIAGNOSTIC LLC		12	17	59%	29
FARAH MEDICAL		28			28
SH HERON EAST LLC		28			28
STEWART SEBASTIAN RIVER MEDICAL CENTER		23	5	18%	28
life Care Center of Melbourne		14	14	50%	28
SANDY PINES		26	2	7%	28

# COVID-19: testing by laboratory

Data through Dec 5, 2020 verified as of Dec 6, 2020 at 09:25 AM

Data in this report are provisional and subject to change.

The numbers in the table below represent the number of Florida and non-Florida residents for whom test results were received by the Department of Health. A person can be tested by more than one laboratory and can have both positive and negative results. **Therefore, the sum of the numbers in each column will be larger than the total number of people tested.**

Reporting lab	Inconclusive	Negative	Positive	Percent positive	Total
HR SARASOTA OPERATOR LLC		19	9	32%	28
TRADITIONAL HOME HEALTH OF PALM BEACH INC		28			28
PEDIATRICS IN BREVARD PA- ROCKLEDGE		22	6	21%	28
COLOR GENOMICS, INC.		26	2	7%	28
FLORIDA HEALTH CARE DELAND			28	100%	28
NAPLES PEDIATRICS INC		27	1	4%	28
FLORIDA PEDIATRIC GROUP		5	23	82%	28
MEDICAL CONSULTANTS OF FLORIDA LLC		27	1	4%	28
PALM GARDEN OF JACKSONVILLE		27	1	4%	28
GRAND ST PAUL CVS		28			28
BOND CLINIC, PA		17	11	39%	28
ACTIVE SENIOR LIVING		26	2	7%	28
MIRACLE HILL NURSING & REHABILITATION CENTER INC		26	2	7%	28
LONGLEAF DIAGNOSTIC LABORATORIES		3	25	89%	28
IPSUM DIAGNOSTICS			28	100%	28
HENDRY REGIONAL MEDICAL CENTER CLINICAL LABORATORY		27	1	4%	28
TRADITIONAL HOME CARE INC		28			28
PECONIC BAY MEDICAL CENTER LABORATORY		24	4	14%	28
BALMORAL TENANT SERVICES INC		28			28
GUEST HOUSE OCALA, THE		28			28
LATE HOURS URGENT CARE		15	13	46%	28
ELLENTON PEDIATRICS PA		25	3	11%	28
Holistic Pediatrics Group LLC		25	2	7%	27
UCLA HEALTHCARE CLINICAL LABS		23	4	15%	27
OAKTREE HEALTHCARE			27	100%	27
CDC		17	10	37%	27
JACKSONVILLE UNIVERSITY		25	2	7%	27
MAINSTREET FAMILY URGENT CARE		1	26	96%	27
BENTON HOUSE OF ST JOHNS		27			27
SUNCOAST LABS			27	100%	27
TGH URGENT CARE POWERED BY FAST TRACK			27	100%	27
JACKSON HEALTH SYSTEM		1	26	96%	27
GRACE PEDIATRICS		18	9	33%	27
METRO KNOXVILLE HMA		22	5	19%	27
PONTE VEDRA GARDENS		26	1	4%	27
COMPREHENSIVE CHILDCARE		20	6	23%	26
NORTHWELL HEALTH PLAINVIEW HOSPITAL LABORATORY		23	3	12%	26
FAST TRACK URGENT CARE CENTER - SEMINOLE			26	100%	26
PENNSYLVANIA DEPT OF HEALTH		19	7	27%	26
MEDEX MEDICAL EXPRESS OF PALATKA LLC			26	100%	26
CLINICA HISPANA			26	100%	26
THE MINIER URGENT CARE		20	6	23%	26
CARITHERS PEDIATRIC GROUP		18	8	31%	26
MEDLOGIC LABORATORIES		3	23	88%	26
MONCRIEF ARMY HEALTH CLINIC			26	100%	26
AMERICAN HOUSE COCONUT POINT		24	2	8%	26



# COVID-19: testing by laboratory

Data through Dec 5, 2020 verified as of Dec 6, 2020 at 09:25 AM

Data in this report are provisional and subject to change.

The numbers in the table below represent the number of Florida and non-Florida residents for whom test results were received by the Department of Health. A person can be tested by more than one laboratory and can have both positive and negative results. **Therefore, the sum of the numbers in each column will be larger than the total number of people tested.**

Reporting lab	Inconclusive	Negative	Positive	Percent positive	Total
PENSACOLA PEDIATRICS, PA		23	3	12%	26
ADVANCED MEDICAL GROUP		1	25	96%	26
WEST ISLIP URGENT CARE		26			26
LOOP PEDIATRICS		22	4	15%	26
DIAGNOSTIC & CLINICAL CARE SERVICES INC DBA		26			26
MARTIN ACQUISITION 1 LLC DBA		26			26
IMA MEDICAL GROUP POINCIANA		12	14	54%	26
DOCTORS MEMORIAL FAMILY PRACTICE	2	20	4	15%	26
SANTA BARBARA CARE CENTER		16	10	38%	26
EC OPCO CARROLLWOOD LLC		20	6	23%	26
ARBOR OAKS AT TYRONE	1	25			26
HEALTH FIRST - VIERA HOSPITAL		1	25	96%	26
CENTRA CARE - LAKE NONA		3	23	88%	26
SEMINOLE SPORTS AND FAMILY MEDICINE		24	1	4%	25
CONNECTICUT DEPARTMENT OF HEALTH		22	3	12%	25
PENSACOLA DEVELOPMENTAL CENTER		9	16	64%	25
HEARTLAND PEDIATRICS OF LAKE PLACID PA		19	6	24%	25
US MEDICAL CARE, INC		22	3	12%	25
URGENT CARE & WELLNESS CENTER		3	22	88%	25
Palms at Ponte Vedra Assisted Living and Memory Care		24	1	4%	25
SOMERBY OF SANTA ROSA BEACH		24	1	4%	25
CARENOW URGENT CARE - LAKE MARY			25	100%	25
UNIPATH		18	7	28%	25
ADVENT HEALTH CENTRA CARE - LAKE BUTLER BOULEVARD			25	100%	25
SANITAS		4	21	84%	25
NCH DOWNTOWN NAPLES HOSPITAL		1	24	96%	25
ADVENTHEALTH EXPRESSCARE		23	2	8%	25
FAMILY CARE PARTNERS		15	10	40%	25
SUNTREE INTERNAL MEDICINE		25			25
ST. CLOUD HOSPITAL		20	5	20%	25
LITTLE PINE PEDIATRICS PLLC		25			25
WOMENS CARE FLORIDA LABORATORY		25			25
MED ONE AT SAINT AUGUSTINE		20	5	20%	25
WAVE CREST HEALTH AND REHABILITATION CENTER		24			24
WELLOW URGENT CARE		23	1	4%	24
University Hills health and Rehabilitation		15	9	38%	24
CERTUS MTD OPCP LLC		24			24
MADWAR		19	5	21%	24
ZON BEACHSIDE LLC		21	3	13%	24
COURTYARDS OF ORLANDO		24			24
HERITAGE OAKS ASSISTED LIVING & MEMORY CARE		20	4	17%	24
WESTMINSTER WOODS ON JULINGTON CREEK		22	2	8%	24
MEDIPATH LLC			24	100%	24
THE CHAPPEL GROUP RESEARCH		24			24
CDR MAGUIRE - MIAMI BEACH CC MISSION 17388		2	22	92%	24
FINNISH AMERICAN REST HOME-ALF		22	2	8%	24

# COVID-19: testing by laboratory

Data through Dec 5, 2020 verified as of Dec 6, 2020 at 09:25 AM

Data in this report are provisional and subject to change.

The numbers in the table below represent the number of Florida and non-Florida residents for whom test results were received by the Department of Health. A person can be tested by more than one laboratory and can have both positive and negative results. **Therefore, the sum of the numbers in each column will be larger than the total number of people tested.**

Reporting lab	Inconclusive	Negative	Positive	Percent positive	Total
KINDRED HOSPITAL THE PALM BEACHES		22	2	8%	24
MEDCOMP SCIENCES			24	100%	24
OPPENHEIMER PLASTIC SURGERY LLC		22	2	8%	24
EDEN AT CRESTVIEW		12	12	50%	24
SAMANTHA WILSON CARE CENTER		24			24
PRIME HEALTH OF NORTH PORT LLC		21	3	13%	24
NEW SMYRNA BEACH URGENT CARE			24	100%	24
LAKE PARK OF MADISON		22	2	8%	24
SERENADES IN THE VILLAGES		23	1	4%	24
Life Care Center of Sarasota		16	8	33%	24
VIERA DEL MAR HEALTH AND REHABILITATION CENTER		24			24
AVENTIS BIO-SERVICES CTL		24			24
TRUGENX		1	23	96%	24
LABORATORY DYNAMICS		20	4	17%	24
MINUTE CLINIC INCORPORATE		19	5	21%	24
THE TERRACE OF JACKSONVILLE		3	20	87%	23
MINUTE CLINIC LLC #2216		22	1	4%	23
NORTH FLORIDA PEDIATRICS		22	1	4%	23
LITTLE NECK URGENT CARE		22	1	4%	23
ISLAND COAST PEDIATRICS PA		22	1	4%	23
SOUTHERN LABORATORY		6	17	74%	23
EVERLYWELL		14	9	39%	23
HOLISTIX TREATMENT CENTERS		20	3	13%	23
EXPRESS CARE OF BELLEVIEW		23			23
PARK WEST MEDICAL CENTER		22	1	4%	23
UNION MEDICAL CARE		23			23
NIGHT LITE PEDIATRICS CENTER LLC		8	15	65%	23
VILLAGE ON THE ISLE		21	2	9%	23
UF HEALTH NORTH JACKSONVILLE			23	100%	23
HEALTH CENTRAL PARK		23			23
WILLOWBROOKE COURT AT ST ANDREWS ESTATES		19	4	17%	23
CENTRA CARE - SAND LAKE		1	22	96%	23
ADVENT HEALTH EXPRESS CARE		3	20	87%	23
SENIOR HEALTH OF WINTER PARK DUNDEE		23			23
STATEN ISLAND UNIVERSITY HOSPITAL-POUCH		23			23
BELVEDERE COMMONS OF SUN CITY CENTER		23			23
PALM HARBOR FAMILY PRACTICE & WALK-IN		13	10	43%	23
UNIVERSITY HILLS HEALTH AND REHABILITATION CENTER		18	5	22%	23
REDI-MED WALK IN FAMILY CLINIC			23	100%	23
WEST VOLUSIA FAMILY AND SPORTS MEDICINE		23			23
PALM BEACH PEDIATRICS PA	1	20	2	9%	23
EGL GENETIC DIAGNOSTICS		1	22	96%	23
TAVARES PEDIATRICS		20	2	9%	22
FLORIDA PEDIATRICS		6	16	73%	22
WUESTHOFF MEDICAL CENTER-MELBOURNE			22	100%	22
QUICK CARE MED LLC		20	2	9%	22

# COVID-19: testing by laboratory

Data through Dec 5, 2020 verified as of Dec 6, 2020 at 09:25 AM

Data in this report are provisional and subject to change.

The numbers in the table below represent the number of Florida and non-Florida residents for whom test results were received by the Department of Health. A person can be tested by more than one laboratory and can have both positive and negative results. **Therefore, the sum of the numbers in each column will be larger than the total number of people tested.**

Reporting lab	Inconclusive	Negative	Positive	Percent positive	Total
FIRST CHOICE PEDIATRICS LOOP		20	2	9%	22
NEMOURS CHILDREN'S CLINIC		22			22
ALZHEIMERS CARE CENTER OF VIERA LTD		8	14	64%	22
HENNEPIN COUNTY MEDICAL CENTER (HCMC)		12	10	45%	22
DAVID POSNACK JEWISH DAY SCHOOL		22			22
FHMG- FLORIDA HOSPITAL MEDICAL GROUP		15	7	32%	22
BIOREFERENCE LABORATORIES		1	21	95%	22
BROOKDALE UNIVERSITY HOSPITAL		21	1	5%	22
FHMG-FLORIDA HOSPITAL MEDICAL GROUP		19	3	14%	22
BAPTIST HEALTH SOUTH FLORIDA - WEST BOCA URGENT CARE			22	100%	22
SUNQUEST		3	19	86%	22
DIACARTA INC.		22			22
CARDIOLOGY AND MEDICINE ASSOCIATES		18	4	18%	22
KEY PRIMARY CARE			22	100%	22
PULMONARY SPECIALISTS OF THE PALM BEACHES		15	7	32%	22
MOBILE DIVISION LABORATORY		7	15	68%	22
PENSACOLA PEDIATRICS - PACE		16	6	27%	22
NORTH FLORIDA INTERNAL MEDICINE PA		18	4	18%	22
MADISON COUNTY MEMORIAL HOSP		12	10	45%	22
BOND CLINIC PA PEDIATRICS DEPT		19	2	10%	21
MANOR CARE OF BOYNTON BEACH LLC		21			21
BROOKDALE PALMER RANCH	1	18	2	10%	21
STATE LAB		2	19	90%	21
TEN HEALTHCARE		6	15	71%	21
NURSES HELPING HANDS INC ALF		21			21
AMERICAN FAMILY MEDICAL LLC		15	6	29%	21
LONG ISLAND JEWISH MED CTR		20	1	5%	21
PORT CHARLOTTE REHABILITATION CENTER		18	3	14%	21
MINUTECLINIC DIAGNOSTIC OF RHODE ISLAND, LLC #212		21			21
PORT ST LUCIE HOSPITAL		18	3	14%	21
ST JUDE CHILDRENS RESEARCH HOSPITAL		21			21
GASTROENTEROLOGY ASSOCIATES OF PENSACOLA PA		20	1	5%	21
LAKE MORTON PLAZA		21			21
MARQUIS LABS, LLC		21			21
LEVY COUNTY DEPARTMENT OF HEALTH		18	3	14%	21
JERICO URGENT CARE		20	1	5%	21
VASSAR BROTHERS MEDICAL CENTER LABORATORY		20	1	5%	21
CENTRA CARE - DR. PHILLIPS		1	20	95%	21
ADVENT HEALTH CENTRA CARE - APOPKA NORTH		10	11	52%	21
PATHGROUP			21	100%	21
PANAMA PHARMACY	1	18	2	10%	21
CRANE CENTER		14	7	33%	21
CLINICAL PATHOLOGY LABORATORIES SOUTHEAST			21	100%	21
JAMES A HALEY VETERANS HOSPITAL			21	100%	21
BOND CLINIC, PA		4	17	81%	21
BOCA BIOLISTIC REFERENCE LAB			21	100%	21

# COVID-19: testing by laboratory

Data through Dec 5, 2020 verified as of Dec 6, 2020 at 09:25 AM

Data in this report are provisional and subject to change.

The numbers in the table below represent the number of Florida and non-Florida residents for whom test results were received by the Department of Health. A person can be tested by more than one laboratory and can have both positive and negative results. **Therefore, the sum of the numbers in each column will be larger than the total number of people tested.**

Reporting lab	Inconclusive	Negative	Positive	Percent positive	Total
AZALEA TRACE PHYSICIAN SERVICES		21			21
CL BRUMBACK PRIMARY CARE CLINIC LANTANA		2	18	90%	20
CLERMONT HEALTH AND REHABILITATION CENTER		20			20
HCSO OCCUPATIONAL HEALTH AND WELLNESS CENTER		15	5	25%	20
CARENOW LAKE MARY			20	100%	20
SOLARIS SENIOR LIVING VERO BEACH		20			20
HEALTHY MINORS, LLC.		20			20
VENICE REGIONAL BAYFRONT HEALTH (PULMONARY)		12	8	40%	20
ADVENT HEALTH PARTIN SETTLEMENT HEALTH PARK		14	6	30%	20
INN AT THE FOUNTAINS, THE		15	5	25%	20
KINDRED HOSPITAL		19	1	5%	20
UPMC CHAUTAUQUA AT WCA LABORATORY		19	1	5%	20
CARENOW - DOWNTOWN NORTH GULCH		20			20
MEDRITE URGENT CARE		12	8	40%	20
CORAL GABLES HOSPITAL			20	100%	20
TGH MEDICAL GROUP LABORATORY CARROLLWOOD			20	100%	20
AFTER HOURS PEDIATRICS INC			20	100%	20
HEARTLAND HEALTHCARE AND REHAB CENTER			20	100%	20
IMA MEDICAL GROUP		14	6	30%	20
MEDICAL EXPRESS CORP		18	2	10%	20
LEE COUNTY SCHOOL DISTRICT		20			20
HENDRY REGIONAL CORPORATE HEALTH			20	100%	20
TITUSVILLE FAMILY PRACTICE		6	14	70%	20
TAYLORVILLE FAMILY MEDICINE		15	5	25%	20
MONTEFIORE NEW ROCHELLE HOSPITAL		19	1	5%	20
INTERNATIONAL MEDICAL LABORATORY		20			20
LABORATORY ALLIANCE OF CENTRAL NEW YORK		19	1	5%	20
MILLENNIUM PHYSICIAN GROUP LLC		18	2	10%	20
NORTH FLORIDA SPINE AND WELLNESS		20			20
WOODS OF MANATEE SPRINGS INC, THE		20			20
BARRY UNIVERSITY STUDENT HEALTH SERVICES		10	10	50%	20
CHAMBREL AT ISLAND LAKE		19			19
BAYVIEW MEDICAL		19			19
MED HEALTH SERVICES		18	1	5%	19
GOOD SAMARITAN HOSPITAL LABORATORY		16	3	16%	19
ESOTERIX GENETIC LABORATORIES		16	3	16%	19
TGH URGENT CARE - RIVERVIEW			19	100%	19
LAKELAND NURSING AND REHABILITATION CENTER			19	100%	19
SUNNY HILLS ALF OF SEBRING INC		18	1	5%	19
BETHUNE-COOKMAN UNIVERSITY		1	18	95%	19
INTEGRATED REGIONAL LABORATORIES - LARGO			19	100%	19
MANOR CARE OF PALM HARBOR		19			19
WESTPAC LABS		1	18	95%	19
MAUREEN OROURKE-FUTEY			19	100%	19
UNION MEDICAL CARE PLLC		19			19
INTERCOASTAL MEDICAL GROUP			19	100%	19

# COVID-19: testing by laboratory

Data through Dec 5, 2020 verified as of Dec 6, 2020 at 09:25 AM

Data in this report are provisional and subject to change.

The numbers in the table below represent the number of Florida and non-Florida residents for whom test results were received by the Department of Health. A person can be tested by more than one laboratory and can have both positive and negative results. **Therefore, the sum of the numbers in each column will be larger than the total number of people tested.**

Reporting lab	Inconclusive	Negative	Positive	Percent positive	Total
ROYAL PALM SENIOR RESIDENCE		19			19
SEVEN HILLS HEALTH AND REHABILITATION CENTER		19			19
PRACTICE MANAGEMENT OF AMERICA, INC.		2	17	89%	19
Centre Pointe Health and Rehabilitation Center		19			19
MINUTECLINIC, LLC #08366		15	4	21%	19
JAMAICA HOSPITAL MEDICAL CENTER		19			19
CENTRAL FLORIDA HEALTH CARE INC		2	17	89%	19
LAB INTERMARKET FACILITY LAB		1	18	95%	19
CROSSWINDS HEALTH AND REHABILITATION CENTER		19			19
POARCH BANC CREEK INDIANS TRIBAL HEALTH DEPARTMENT			19	100%	19
KINDRED AT HOME		15	4	21%	19
ROCKLEDGE FAMILY HEALTH			19	100%	19
STONE WASH CLINICAL LABORATORIES		2	17	89%	19
REDITUS LABORATORIES			19	100%	19
PREMISE HEALTH MIA			19	100%	19
PORT SAINT JOHN FAMILY PRACTICE		15	4	21%	19
UNIVERSITY HOSPITAL		16	3	16%	19
ADVENT HEALTH - LAKE MARY PEDIATRICS		12	7	37%	19
NIGHT LITE PEDIATRICS URGENT CARE CENTER			18	100%	18
MADISON CORE LABORATORIES		17	1	6%	18
MAKO MEDICAL		14	4	22%	18
AMERICAN HOUSE SENIOR LIVING		18			18
GREEN GABLES ASSISTED LIVING FACILITY		18			18
HARTFORD HOSPITAL ANCILLARY LAB		17	1	6%	18
JACKSON NORTH MEDICAL CENTER		2	16	89%	18
MINUTE CLINIC, LLC DBA MINUTECLINIC #4505		17	1	6%	18
FLORIDA MEDICAL CLINIC LLC		17	1	6%	18
FLORIDA HOSPITAL LABS		9	9	50%	18
MAYO CLINIC JACKSONVILLE			18	100%	18
NOVANT HEALTH		14	4	22%	18
WARDE MEDICAL LABORATORY		12	6	33%	18
TPCA CLINICAL LABORATORIES		15	3	17%	18
EC OPCO PENSACOLA, LLC		18			18
SEVEN RIVERS REGIONAL MEDICAL CENTER		5	13	72%	18
TOTAL RENAL LABORATORIES INC		13	5	28%	18
PLAINVIEW URGENT CARE		17	1	6%	18
CLERMONT ADVENTHEALTH CENTRA CARE			18	100%	18
RESTORE HEALTH URGENT CARE		3	15	83%	18
ADVANCED MEDICAL OF NAPLES LLC			18	100%	18
BULLS HEAD URGENT CARE		18			18
STEWART MEDICAL GROUP, INC		14	4	22%	18
XPRESS WELLNESS URGENT CARE			18	100%	18
Wiregrass Rehabilitation Center and Nursing Home		18			18
MOORINGS PARK OAKSTONE AT GREY OAKS		17	1	6%	18
ST PETER'S BENDER LABORATORY		18			18
AU HEALTH		14	4	22%	18

# COVID-19: testing by laboratory

Data through Dec 5, 2020 verified as of Dec 6, 2020 at 09:25 AM

Data in this report are provisional and subject to change.

The numbers in the table below represent the number of Florida and non-Florida residents for whom test results were received by the Department of Health. A person can be tested by more than one laboratory and can have both positive and negative results. **Therefore, the sum of the numbers in each column will be larger than the total number of people tested.**

Reporting lab	Inconclusive	Negative	Positive	Percent positive	Total
RIVERSIDE RECOVERY OF TAMPA		17			17
ISLAND URGENT CARE PLLC		17			17
PINELLAS COUNTY JAIL			17	100%	17
MARATHON HEALTH FOR LIFE		15	2	12%	17
VALENCIA HOUSE ALF		17			17
DAVID LAWRENCE CENTER		15	2	12%	17
LAKE HOWELL FAMILY MEDICINE ASSOCIATES		11	6	35%	17
WHITE WILSON MEDICAL CENTER PA - NAVARRE			17	100%	17
FLORIDA COMMUNITY HEALTH CENTER OF ST. LUCIE		1	16	94%	17
ASCENSION ST VINCENT'S PRIMARY CARE			17	100%	17
WINTER PARK FAMILY PRACTICE LLC		17			17
FAWCETT MEMORIAL HOSPITAL LABORATORY			17	100%	17
MEDIQUICK URGENT CARE CENTERS INC			17	100%	17
LONG TERM CARE OF GULF BREEZE LLC		17			17
ACCESS 365 URGENT CARE		7	10	59%	17
GOOD HEARTS COVID TESTING			17	100%	17
FELICIDAD MEDICAL CENTER			17	100%	17
BAY PEDIATRICS PA		15	2	12%	17
LINCOLN DIAGNOSTIC LAB		16	1	6%	17
UVMMC MICROBIOLOGY		16	1	6%	17
WALK IN MEDICAL URGENT CARE		17			17
DOS OF NORTH SHORES NURSING & REHAB CENTER		17			17
Heartland Health Care Center North Sarasota		13	4	24%	17
STETSON UNIVERSITY STUDENT HEALTH CENTER		3	14	82%	17
FLAGLER COLLEGE HEALTH SERVICES			17	100%	17
DCH REGIONAL MEDICAL CENTER LABORATORY		16	1	6%	17
Life Care Center at Inverrary		17			17
DEVELOPMENTAL DISABILITIES DEFENDANT PROGRAM		17			17
PEDIATRIC HEALTH CARE ALLIANCE		1	16	94%	17
CAREMED INTERNAL MEDICINE			17	100%	17
CARESPOT		1	16	94%	17
Coastal Health and Rehabilitation Center		16	1	6%	17
SOUTHSIDE HOSPITAL NORTHWELL HEALTH LABORATORY		16	1	6%	17
PHYSICIANS' STAT			17	100%	17
CONSOLIDATED LAB SERVICES		8	9	53%	17
THE COMMONWEALTH OF MASSACHUSETTS			17	100%	17
ISLAND DOCTORS			17	100%	17
RIVERHEAD URGENT CARE		16			16
LAKE HOUSE ASSISTED LIVING		13	3	19%	16
ESTATES MEDICAL CENTER		12	4	25%	16
URGENT CARE CLINIC OF LINCOLN		14	2	13%	16
URGENT CARE WEST CLINIC		14	2	13%	16
WOLFF CTR FOR CHILD & ADOLESCENT HEALTH PLLC,THE		14	2	13%	16
ALL FLORIDA FAMILY & SPORTS MEDICINE		15	1	6%	16
LINCOLN MEDICAL AND MENTAL HEALTH CENTER		16			16
FAST TRACK URGENT CARE CENTER - TYRONE			16	100%	16

# COVID-19: testing by laboratory

Data through Dec 5, 2020 verified as of Dec 6, 2020 at 09:25 AM

Data in this report are provisional and subject to change.

The numbers in the table below represent the number of Florida and non-Florida residents for whom test results were received by the Department of Health. A person can be tested by more than one laboratory and can have both positive and negative results. **Therefore, the sum of the numbers in each column will be larger than the total number of people tested.**

Reporting lab	Inconclusive	Negative	Positive	Percent positive	Total
COLORADO DEPARTMENT OF HEALTH LABORATORY SERVICES DIVISION			16	100%	16
SRMC AVALON		9	7	44%	16
APOLLOMDX LABS		3	13	81%	16
GRAMERCY PARK URGENT CARE		16			16
SAMFORD UNIVERSITY HEALTH SERVICES		15	1	6%	16
CDR MAGUIRE INC	1	2	13	81%	16
VETERANS AFFAIRS MEDICAL CENTER - NEW YORK HARBOR		15	1	6%	16
SOLARIS SENIOR LIVING OF MERRITT ISLAND		16			16
HEALTH CENTRAL HOSPITAL			16	100%	16
MILLENNIUM PHYSICIAN GRP LLC NAPLES PINE RIDGE			16	100%	16
FLAGLER HOSPITAL INC	2		14	88%	16
SUNLAND MARIANNA COX MEDICAL CENTER		16			16
AFTER HOURS PEDIATRICS			16	100%	16
BEACHES PEDIATRICS PA		15	1	6%	16
NIGHT LITE PEDIATRIC CENTER		9	7	44%	16
XERA MED RESEARCH			16	100%	16
INTERNAL MEDICINE ASSOCIATES & SPECIALTIES INC		15	1	6%	16
ST ELIZABETH MEDICAL CENTER LABORATORY		15	1	6%	16
NORTH FLORIDA PEDIATRICS - JACKSONVILLE		14	2	13%	16
WINDERMERE MEDICAL CENTER		13	3	19%	16
GRAND OAKS OF PALM CITY LLC		15	1	6%	16
TUKA PEDIATRICS		1	15	94%	16
ADVENT HEALTH - ZEPHYRHILLS			15	100%	15
ORLANDO HEALTH		2	13	87%	15
SINAI HOSPITAL OF BALTIMORE		15			15
ST CATHERINE OF SIENA HOSPITAL		14	1	7%	15
MY CLINICAL LAB INC		4	11	73%	15
ADVENT HEALTH CENTRA CARE - LAKE BUENA VISTA			15	100%	15
NORTH PINELLAS CHILDRENS MEDICAL CENTER			15	100%	15
FIRST QUALITY LABORATORY		12	3	20%	15
NOVANT HEALTH GOHEALTH URGENT CARE-HARRISBURG		8	7	47%	15
MOOSEHAVEN HEALTH CENTER		12	3	20%	15
ALEXANDER NININGER STATE VETERANS		15			15
HOLLEY-NAVARRE MEDICAL CLINIC		5	10	67%	15
FAMILY CARE CENTER OF ARLINGTON		10	5	33%	15
COLONY CLUB ALF,THE		15			15
SARASOTA MEMORIAL NURSING & REHABILITATION CTR		15			15
HARMONY HEALTH OPCO, LLC		15			15
MED PLUS FLORENCE		11	4	27%	15
EASTLAKE PEDIATRICS - TRINITY		15			15
JACOBI MEDICAL CENTER		15			15
SPEARHEAD MEDICAL			15	100%	15
HARBORCHASE OF NAPLES		15			15
HODGES CLUSTER		2	13	87%	15
ANDALUSIA HEALTH		7	8	53%	15
TELEVISIT MALABAR PEDIATRICS		5	10	67%	15

# COVID-19: testing by laboratory

Data through Dec 5, 2020 verified as of Dec 6, 2020 at 09:25 AM

Data in this report are provisional and subject to change.

The numbers in the table below represent the number of Florida and non-Florida residents for whom test results were received by the Department of Health. A person can be tested by more than one laboratory and can have both positive and negative results. **Therefore, the sum of the numbers in each column will be larger than the total number of people tested.**

Reporting lab	Inconclusive	Negative	Positive	Percent positive	Total
BROOKWOOD BAPTIST MEDICAL CENTER		14	1	7%	15
CARE CENTERS OF NASSAU		14	1	7%	15
COLONY CARE CENTER		8	7	47%	15
WASHINGTON REHAB AND NURSING		15			15
DALE MEDICAL CENTER		10	5	33%	15
JA POC MANUAL SUBSECTION		15			15
DIATHERIX		13	2	13%	15
ASURANCE SCIENTIFIC LABORATORIES		15			15
ERIC C MARSHAL MD, PC DBA MINUTECLINIC		14	1	7%	15
MINUTE CLINIC LLC		9	6	40%	15
MILTON 4707		15			15
RITECARE MEDICAL CENTER			15	100%	15
BOZEMAN HEALTH DEACONESS HOSPITAL		12	3	20%	15
KEY WEST MEDICAL CENTER	1	14			15
RJ LEE GROUP	1	14			15
UM MILLER SCHOOL OF MEDICINE			15	100%	15
POLK CHD BARTOW		13	1	7%	14
CVS			14	100%	14
CHILDREN'S MEDICAL CENTER			14	100%	14
ADVANCED URGENT CARE		12	2	14%	14
ARDEN COURTS OF WINTER SPRINGS		13	1	7%	14
UAH STUDENT HEALTH CENTER		9	5	36%	14
NORTHWESTERN MEMORIAL HOSPITAL			14	100%	14
MEDEMERGE		13	1	7%	14
OKEECHOBEE HEALTHCARE FACILITY			14	100%	14
EPIPHANY HEALTH		8	6	43%	14
FLAGLER HOSPITAL LABORATORY		2	12	86%	14
MADISON COUNTY MEMORIAL HOSPITAL LABORATORY		12	2	14%	14
INNOVATION CLINICAL TRIALS, INC			14	100%	14
CALHOUN LIBERTY HOSPITAL			14	100%	14
MINUTECLINIC LLC #5214		13	1	7%	14
EMERGENCY PHYSICIANS MEDICAL CENTER LLC		6	8	57%	14
BRENTWOOD RETIREMENT COMMUNITY		12	2	14%	14
JOHNS HOPKINS CHILDREN'S HOSPITAL			14	100%	14
BARKLEY PLACE		14			14
LIFE CARE CENTER OF JACKSONVILLE			14	100%	14
HORIZON ALF		14			14
PINES NURSING HOME		13	1	7%	14
BENTON HOUSE OF PORT ORANGE		8	6	43%	14
HEALTHFIRST ADVENT HEALTH CENTRA CARE COCOA BEACH			14	100%	14
CONNECTDX		3	11	79%	14
BONIFAY NURSING AND REHABILITATION CENTER			14	100%	14
CHARLES CROFT MD	1	13			14
MORTON PLANT			14	100%	14
HARMONY CLINIC		1	13	93%	14
HERNANDO ENDOSCOPY AND SURGERY CENTER		12	2	14%	14



# COVID-19: testing by laboratory

Data through Dec 5, 2020 verified as of Dec 6, 2020 at 09:25 AM

Data in this report are provisional and subject to change.

The numbers in the table below represent the number of Florida and non-Florida residents for whom test results were received by the Department of Health. A person can be tested by more than one laboratory and can have both positive and negative results. **Therefore, the sum of the numbers in each column will be larger than the total number of people tested.**

Reporting lab	Inconclusive	Negative	Positive	Percent positive	Total
GRAND VILLA OF ST. PETERSBURG		12	2	14%	14
ASTORIA HEALTH AND REHABILITATION CENTER		13	1	7%	14
BOCA SIMON		2	12	86%	14
CARESPOT OF NOCATEE			14	100%	14
SIGNATURE HEALTHCARE OF ORANGE PARK		14			14
ALAN L MELOTEK MD		14			14
FLORIDA HEART & VASCULAR MULTISPECIALTY GROUP PA		12	2	14%	14
LAKE CITY VA MEDICAL CENTER			14	100%	14
FLORIDA HEALTH CARE PLANS INC		1	13	93%	14
WALGREEN EASTERN CO, INC		14			14
NORTH CAROLINA DEPARTMENT OF HEALTH & HUMAN SERVICES			14	100%	14
LAKEVIEW INTERNAL MEDICINE		4	10	71%	14
THE CANOPY AT HARPER LAKE	1		13	93%	14
NEW YORK PRESBYTERIAN - ALLEN HOSPITAL		14			14
MINUTECLINIC LLC # 3579		9	5	36%	14
ESCAMBIA COMMUNITY CLINIC		2	11	85%	13
CANTERFIELD OF CLAY COUNTY		13			13
CORE BIO LABS		5	8	62%	13
ADVENT HEALTH PRIMARY CARE PLUS, WINTER GARDEN		10	3	23%	13
OPIS ISLAND LAKE CENTER		13			13
REGENCY SQUARE MALL - SEARS		2	11	85%	13
BROWARD HEALTH IMPERIAL POINT NURSING			13	100%	13
LAFAYETTE NURSING AND REHABILITATION CENTER		13			13
NO NAME		8	5	38%	13
VILLA OF KINGS AND QUEENS OF DELRAY		13			13
WELLINGTON FAMILY PRACTICE		13			13
FLORIDA STATE HOSPITAL			13	100%	13
WHITE WILSON MEDICAL CENTER IMMEDIATE CARE			13	100%	13
AMMON ANALYTICAL LABORATORIES		12	1	8%	13
HUNT CLUB MEDICAL		12	1	8%	13
HARBORCHASE OF WELLINGTON CROSSING		12	1	8%	13
MIAMI VA HEALTHCARE SYSTEM			13	100%	13
CLINICAL LABORATORY SERVICES			13	100%	13
UNIVERSITY LAB			13	100%	13
OAK MANOR NURSING HOME		12	1	8%	13
OSCEOLA ALF OPERATOR, LLC DBA□		13			13
AMERICAN ESOTERIC LABORATORIES			13	100%	13
CRUCIAL CARE		7	6	46%	13
AURORA DIAGNOSTICS		2	11	85%	13
FINLAY C. LABORATORY		3	10	77%	13
SOUTHEAST FAMILY HEALTHCARE CENTER			13	100%	13
GLEN COVE HOSPITAL		13			13
NORTH CENTRAL BRONX HOSPITAL		12	1	8%	13
STEWART ROCKLEDGE HOSPITAL			13	100%	13
MALCOM RANDALL DEPT OF VAMC			13	100%	13
IN-OFFICE LAB		12	1	8%	13

# COVID-19: testing by laboratory

Data through Dec 5, 2020 verified as of Dec 6, 2020 at 09:25 AM

Data in this report are provisional and subject to change.

The numbers in the table below represent the number of Florida and non-Florida residents for whom test results were received by the Department of Health. A person can be tested by more than one laboratory and can have both positive and negative results. **Therefore, the sum of the numbers in each column will be larger than the total number of people tested.**

Reporting lab	Inconclusive	Negative	Positive	Percent positive	Total
ST. JUDES LABORATORIES		12	1	8%	13
NEWYORK-PRESBYTERIAN/ LAWRENCE HOSPITAL LABORATORY		11	1	8%	12
FUNGAL REFERENCE LABORATORY		12			12
ST VINCENT'S EAST		11	1	8%	12
PARKWEST MEDICAL CENTER		10	2	17%	12
CAPE REGIONAL MEDICAL CENTER		12			12
MELBOURNE FAMILY PRACTICE		11	1	8%	12
VERITAS RESEARCH CORP			12	100%	12
BISHOP GRADY VILLAS		12			12
MERIDIAN AT WATERWAYS, THE		10	2	17%	12
REGENEXX TAMPA BAY		11	1	8%	12
MI2297090CV HOLLAND-23D2189684		12			12
MINUTECLINIC LLC # 0514		9	3	25%	12
PREMIER MEDICAL ASSOCIATES ALL FLORIDA LLC		12			12
TALLAHASSEE DEVELOPMENTAL CENTER□		12			12
DYNAMIC DNA LAB		1	11	92%	12
VPA PC LAB		12			12
SEA PINES REHABILITATION HOSPITAL		12			12
TOTTENVILLE CIRCLE URGENT CARE		12			12
BROWARD DIALYSIS			12	100%	12
WATERCREST ST LUCIE WEST		12			12
CALADIUM PEDIATRICS		11	1	8%	12
BRANDON COMMUNITY HEALTH CENTER		5	7	58%	12
HARBOUR ISLAND PEDIATRICS		9	3	25%	12
LONG ISLAND JEWISH VALLEY STREAM		12			12
HELIX DIAGNOSTICS			12	100%	12
HEALTH MED CENTERS		12			12
MORRIS PARK URGENT CARE		9	3	25%	12
FLORIDA DEPARTMENT OF HEALTH IN HILLSBOROUGH COUNTY			12	100%	12
FLORIDA DEPARMENT OF HEALTH CLAY COUNTY			12	100%	12
Consulate Health Care of Jacksonville			12	100%	12
CENTRAL FLORIDA PEDIATRICS		5	7	58%	12
FRICKS PHARMACY		10	2	17%	12
NAPLES GREEN VILLAGE		12			12
SHELBY COUNTY HEALTH CARE CORPORATION		9	3	25%	12
LIFE CARE OF PORT SAINT LUCIE		3	9	75%	12
VENICE REGIONAL MEDICAL CENTER BAYFRONT HEALTH		7	5	42%	12
INTERSCIENCE DIAGNOSTIC LABORATORY		12			12
FAMILY CARE CYPRESS CREEK		1	11	92%	12
CANTON-POTSDAM HOSPITAL LABORATORY		12			12
HERNANDO COUNTY FIRE RESCUE DISTRICT		5	7	58%	12
CLEVELAND CLINIC			12	100%	12
PRIMECARE OF DOTHAN-DALEVILLE CLINIC		10	2	17%	12
APPLE DIAGNOSTICS LAB		5	7	58%	12
RENAISSANCE SENIOR LIVING		12			12
HAWTHORN HOUSE□		10	2	17%	12

# COVID-19: testing by laboratory

Data through Dec 5, 2020 verified as of Dec 6, 2020 at 09:25 AM

Data in this report are provisional and subject to change.

The numbers in the table below represent the number of Florida and non-Florida residents for whom test results were received by the Department of Health. A person can be tested by more than one laboratory and can have both positive and negative results. **Therefore, the sum of the numbers in each column will be larger than the total number of people tested.**

Reporting lab	Inconclusive	Negative	Positive	Percent positive	Total
GLEN OAKS HEALTH AND REHABILITATION CENTER			12	100%	12
PROMEDICA LABORATORIES		11	1	8%	12
PIONEER CLINICAL LAB LLC		6	6	50%	12
HUDSON VALLEY HOSPITAL CENTER LABORATORY		11	1	8%	12
IREPERTOIRE_MOL_LAB		12			12
LAKE WALES OPERATING GROUP LLC		11	1	8%	12
NEW YORK METHODIST HOSPITAL		12			12
HUNT CLUB PEDIATRIC ASSOCIATES LLC		11	1	8%	12
COOPER FAMILY MEDICAL PLLC		9	3	25%	12
BROOKLYN HOSPITAL CENTER DOWNTOWN CAMPUS		12			12
LEON CHD		12			12
MCWHORTER SCHOOL OF PHARMACY		12			12
BRIDGEVIEW CENTER LLC		9	3	25%	12
BAPTIST MEDICAL CENTER EAST		9	3	25%	12
FLORIDA DEPT OF HEALTH		4	8	67%	12
LONG BEACH URGENT CARE		11			11
CARE FAST MURABELLA		7	4	36%	11
PALM BEACH PATHOLOGY		9	2	18%	11
ORANGE REGIONAL MEDICAL CENTER LABORATORY		9	2	18%	11
COUNTY OF LOS ANGELES			11	100%	11
NIGHT LITE PEDIATRICS CENTER, LLC		1	10	91%	11
UNIVERSITY CENTRA CARE		10	1	9%	11
HOLLEY NAVARRE MEDICAL CLINIC			11	100%	11
STATEN ISLAND UNIVERSITY HOSPITAL		11			11
SHELBY BAPTIST MEDICAL CENTER		6	5	45%	11
MASSACHUSETTS GENERAL HOSPITAL		1	10	91%	11
EMERALD COAST BEHAVIORAL HOSPITAL		11			11
ERDOX		11			11
BRYAN WHITFIELD MEMORIAL HOSPITAL		7	4	36%	11
TROPICANA		5	6	55%	11
MINUTECLINIC LLC #3635		11			11
TREASURE COAST URGENT CARE			11	100%	11
CORE LABORATORY		1	10	91%	11
MINUTECLINIC LLC #4987		10	1	9%	11
ROHR HOME		9	2	18%	11
SUNCOAST URGENT CARE			11	100%	11
THE TERRACE OF SAINT CLOUD		9	2	18%	11
ADVENT HEALTH - CARROLLWOOD		3	8	73%	11
FORT WALTON BEACH DEVELOPMENTAL CENTER		10	1	9%	11
Cleveland Clinic Laboratories		4	7	64%	11
ROADS PEDIATRICS,LLC		10	1	9%	11
FHCP-PORT ORANGE		3	8	73%	11
WINTER PARK CARE AND REHABILITATION			11	100%	11
QUOTIENT SCIENCES LABS LLC			11	100%	11
WILLOW BROOKE COURT AT AZALEA TRACE		11			11
LEHIGH VALLEY HOSPITAL		3	8	73%	11

# COVID-19: testing by laboratory

Data through Dec 5, 2020 verified as of Dec 6, 2020 at 09:25 AM

Data in this report are provisional and subject to change.

The numbers in the table below represent the number of Florida and non-Florida residents for whom test results were received by the Department of Health. A person can be tested by more than one laboratory and can have both positive and negative results. **Therefore, the sum of the numbers in each column will be larger than the total number of people tested.**

Reporting lab	Inconclusive	Negative	Positive	Percent positive	Total
Mt Sinai Aventura			11	100%	11
LAB UNKNOWN			11	100%	11
North Lake Care Center		11			11
Golfview Healthcare Center		11			11
FORT SANDERS REGIONAL LABORATORY		11			11
COLORADO DEPARTMENT OF PUBLIC HEALTH AND ENVIRONMENT			11	100%	11
MEDICATION ROOMS-CSU/CI NURSE STATION		10	1	9%	11
MAINSTREET FAMILY SELECT		1	10	91%	11
ST JOSEPH HOSPITAL		10	1	9%	11
LAKE GIBSON VILLAGE, LLC		11			11
DMH STEINHATCHEE FAMILY MEDICINE		8	3	27%	11
PALMS MEDICAL GROUP - LAKE CITY WEST		3	8	73%	11
WALGREEN		3	8	73%	11
FAST TRACK URGENT CARE CENTER - DOWNTOWN			11	100%	11
NAPLES CHILDREN'S URGENT CARE		11			11
BELLEVUE HOSPITAL CENTER DEPARTMENT		10			10
ARCPPOINT LABS OF SARASOTA MANATEE			10	100%	10
BVL PEDIATRICS		10			10
SUSANNA WESLEY HEALTH CENTER		10			10
LAKE MARY KIDS CENTRA CARE			10	100%	10
UMHC/SYLVESTER AT KENDALL		1	9	90%	10
CBC LAB		3	7	70%	10
PEDIATRIC HEALTH CARE ALLIANCE, P.A.			10	100%	10
ARDEN COURTS OF FORT MYERS		10			10
MINUTECLINIC LLC #476		6	4	40%	10
BLISS HEALTHCARE SERVICES			10	100%	10
BLOUNT MEMORIAL HOSPITAL		9	1	10%	10
BROWARD HEALTH CARE			10	100%	10
MINUTECLINIC DIAGNOSTIC OF RHODE ISLAND, LLC #590		10			10
BEAUMONT LABORATORY			10	100%	10
MEDFAST URGENT CARE CENTERS			10	100%	10
ASSOCIATESMD MEDICAL GROUP INC		9	1	10%	10
COMMUNITY HEALTH CENTER		2	8	80%	10
ROCKLEDGE		1	9	90%	10
AVANTE ST CLOUD		7	3	30%	10
KRYSTAL BAY NURSING AND REHABILITATION		7	3	30%	10
HIALEAH HOSPITAL RESPIRATORY DEPT			10	100%	10
PRATTVILLE BAPTIST HOSPITAL		9	1	10%	10
WEST BROWARD CARE CENTER		9	1	10%	10
MINUTECLINIC, LLC (CLINIC 10699)		9	1	10%	10
SUNRISE URGENT CARE ASSOCIATES LLC D/B/A		7	3	30%	10
CARDIOLOGY AND MEDICINE ASSOCIATES INC		10			10
AIM LABORATORIES			10	100%	10
NAPHCARE, INC.			10	100%	10
EMERALD COAST HOSPICE - CRESTVIEW		10			10
CREATIVE TESTING SOLUTIONS		3	7	70%	10

# COVID-19: testing by laboratory

Data through Dec 5, 2020 verified as of Dec 6, 2020 at 09:25 AM

Data in this report are provisional and subject to change.

The numbers in the table below represent the number of Florida and non-Florida residents for whom test results were received by the Department of Health. A person can be tested by more than one laboratory and can have both positive and negative results. **Therefore, the sum of the numbers in each column will be larger than the total number of people tested.**

Reporting lab	Inconclusive	Negative	Positive	Percent positive	Total
PALMETTO PEDIATRICS			10	100%	10
MINUTECLINIC LLC #1771		8	2	20%	10
VIERA MANOR ASSISTED LIVING RESIDENCE		10			10
HCR MANORCARE		10			10
PINELLAS COUNTY HEALTH DEPARTMENT		2	8	80%	10
MINUTECLINIC LLC #3662		8	2	20%	10
ALABAMA CLINICS		3	7	70%	10
LAKE NONA MEDICAL SERVICES		3	7	70%	10
GRACE MEDICAL HOME		8	2	20%	10
MEDICAL LABORATORY DIAGNOSTICS			10	100%	10
NEW JERSEY DEPARTMENT OF HEALTH COMMUNICABLE DISEASE SERVICE		3	7	70%	10
MEDEX REGIONAL LABORATORIES LLC		1	9	90%	10
BETHESDA HEALTH PHYSICIAN GROUP INC			10	100%	10
MINUTECLINIC LLC #1821		7	3	30%	10
CSL PLASMA INC		1	9	90%	10
SONATA COCONUT CREEK		8	2	20%	10
BONIFAY NURSING AND REHAB CENTER			10	100%	10
MAINSTREAM DIAGNOSTIC LABORATORY LLC		8	2	20%	10
CHIPOLA MEDICAL ASSOCIATES		2	8	80%	10
EMERALD COAST PEDIATRICS			10	100%	10
ACADIAN DIAGNOSTIC LABORATORIES		8	2	20%	10
INN AT LAKE SEMINOLE SQUARE, THE		10			10
LAKE BALDWIN CBOC		9	1	10%	10
NORTH OKALOOSA PHYSICIAN GROUP		10			10
COVANCE CENTRAL LABORATORY			10	100%	10
GADSDEN REGIONAL MEDICAL CENTER		10			10
PEDIATRIC HEALTH CARE ALLIANCE PA			10	100%	10
MINUTECLINIC LLC #7173		10			10
ODYSSEY HEALTHCARE OF MARION COUNTY, LLC		10			10
MINUTECLINIC LLC #1055		8	2	20%	10
EPIC REFERENCE LABS INC			10	100%	10
MHHS All Lab Subsection		10			10
URINEGOODHANDS LLC		8	2	20%	10
SOUTHEASTERN LABORATORY			10	100%	10
SEMINOLE TRIBE OF FLORIDA		8	2	20%	10
APPALACHIAN REGIONAL HEALTHCARE SYSTEM		10			10
JEFFERSON K-12, A SOMERSET SCHOOL- CLINIC		8	1	11%	9
CHEMISYS LABORATORIES		1	8	89%	9
MAGNOLIA PEDIATRICS		2	7	78%	9
MID-FLORIDA PATHOLOGY, LLC		9			9
PLYMOUTH HARBOR INCORPORATED		9			9
BAYONET POINT HOSPITAL			9	100%	9
MICHIGAN DEPARTMENT OF HEALTH AND HUMAN SERVICES			9	100%	9
CARENOW URGENT CARE-MT JULIET		8	1	11%	9
LPG PEDIATRICS AT PAGE FIELD		9			9
JUST FOR KIDS PEDIATRICS		2	7	78%	9

# COVID-19: testing by laboratory

Data through Dec 5, 2020 verified as of Dec 6, 2020 at 09:25 AM

Data in this report are provisional and subject to change.

The numbers in the table below represent the number of Florida and non-Florida residents for whom test results were received by the Department of Health. A person can be tested by more than one laboratory and can have both positive and negative results. **Therefore, the sum of the numbers in each column will be larger than the total number of people tested.**

Reporting lab	Inconclusive	Negative	Positive	Percent positive	Total
VILLAGE PLACE HEALTH AND REHAB		9			9
LYSTER ACH FT RUCKER AL		8	1	11%	9
BASSETTI & ASSOCIATES, MD, PA			9	100%	9
UNAVAILABLE/UNKNOWN/NO INFORMATION FOUND			9	100%	9
PARROTT MEDICAL CLINIC			9	100%	9
NORTHERN WESTCHESTER HOSPITAL LABORATORY		8	1	11%	9
GCPM MANUAL MICROBIOLOGY		1	8	89%	9
PHELPS HOSPITAL LABORATORY		9			9
MERCY MEDICAL URGENT CARE CENTER INC		2	7	78%	9
THE TRADITION OF THE PALM BEACHES		9			9
SOUTHEASTERN OUTPATIENT SURGERY CENTER		9			9
ANY LAB TEST NOW INC			9	100%	9
BOCA RATON REGIONAL HOSPITAL LAB			9	100%	9
ADVENT HEALTH - KISSIMMEE			9	100%	9
PONCE PLAZA NURSING & REHAB CENTER			9	100%	9
WATSON HEALTHCARE		7	2	22%	9
LUCID DIAGNOSTICS LABS			9	100%	9
INNOVATIVE RESEARCH OF WEST FLORIDA		7	2	22%	9
MAITLAND PRIMARY CARE		9			9
TOWERS HOME CARE		9			9
EAR NOSE & THROAT ASSOCIATES OF MANATEE PA		9			9
ADVENT HEALTH - WINTER HAVEN		5	4	44%	9
NEMOURS CHILDREN'S URGENT CARE, ORLANDO - WATERFORD LAKES			9	100%	9
OSPREY VILLAGE AT AMELIA ISLAND LTD		7	2	22%	9
MINUTECLINIC LLC # 3686		7	2	22%	9
MINUTECLINIC LLC #7887		7	2	22%	9
BUREAU OF PUBLIC HEALTH		1	8	89%	9
Z UROLOGY		9			9
FIRST CHOICE PEDIATRICS WINTER SPRINGS		9			9
CAPE CORAL HOSPITAL ABG LABORATORY		3	6	67%	9
REDMED CLINIC OF ARLINGTON		8	1	11%	9
Maury Regional Hospital		6	3	33%	9
HEALTHCARE NOW			9	100%	9
PRECISION GENETICS			9	100%	9
CHILDREN'S HEALTH CENTER INC.		7	2	22%	9
UC HEALTH UNIVERSITY HOSPITAL		8	1	11%	9
CAREHERE- LCS LEESBURG			9	100%	9
LAKE NONA MEDICAL SERVICE LLC		9			9
FLUSHING HOSPITAL MEDICAL CENTER		7	2	22%	9
MOUNT DORA PEDIATRICS		8	1	11%	9
UR CARE FAMILY AND SPORTS MEDICINE			9	100%	9
TMH PHYSICIAN PARTNERS - MONTICELLO		8	1	11%	9
INSTITUTE OF PATHOLOGY KINGS COUNTY		9			9
HOSPICE OF MARTIN & ST LUCIE, INC		9			9
OMNI			9	100%	9
ARNOT OGDEN MEDICAL CENTER LABORATORY		9			9

# COVID-19: testing by laboratory

Data through Dec 5, 2020 verified as of Dec 6, 2020 at 09:25 AM

Data in this report are provisional and subject to change.

The numbers in the table below represent the number of Florida and non-Florida residents for whom test results were received by the Department of Health. A person can be tested by more than one laboratory and can have both positive and negative results. **Therefore, the sum of the numbers in each column will be larger than the total number of people tested.**

Reporting lab	Inconclusive	Negative	Positive	Percent positive	Total
RESIDENCE AT BAY VUE		9			9
MARQUES PEDIATRICS			9	100%	9
GLEN OAKS URGENT CARE		9			9
HOSPICE OF ST FRANCIS INC□		8	1	11%	9
MORTON PLANT MEASE			9	100%	9
RIVERSIDE MEDICAL GROUP		8	1	11%	9
PATHOGENIUS LABORATORIES		2	7	78%	9
DESOTO PALMS ALF		8			8
CARENOW URGENT CARE - EAST NASHVILLE		7	1	13%	8
LIFE CARE CITRUS COUNTY			8	100%	8
GENE STREET LABORATORIES, LLC		6	2	25%	8
PATEL MEDICAL VENTURES		7	1	13%	8
HARBORCHASE OF DR PHILLIPS		7	1	13%	8
CYPRESS POINT LIVING, LLC		7	1	13%	8
X-GENE MOLECULAR LABS		1	7	88%	8
GOLISANO CHILDREN'S HOSPITAL OF SOUTHWEST FLORIDA		6	2	25%	8
MID-HUDSON VALLEY DIVISION OF WESTCHESTER MEDICAL		8			8
MICHIGAN DEPARTMENT OF COMMUNITY HEALTH		1	7	88%	8
JX REF LAB			8	100%	8
SYLVESTER AT PLANTATION LABORATORY		7	1	13%	8
DOCTOR'S IN-HOUSE LAB/COMMUNITY HEALTH CENTERS OF PINELLAS – CLEARWATE			8	100%	8
MD NOW MEDICAL CENTERS INC			8	100%	8
RAINBOW PEDIATRICS			8	100%	8
SAN JOSE SENIOR CARE LLC		5	3	38%	8
MONTEFIORE ST LUKE'S CORNWALL HOSPITAL		7	1	13%	8
FHCP-ORANGE CITY			8	100%	8
ROSLYN URGENT CARE		8			8
AMBRY GENETICS CORPORATION		8			8
HOWARD BEACH URGENT CARE		8			8
BAY PINES MEDICAL ASSOCIATES		1	7	88%	8
GROWING TOGETHER PEDIATRICS, LLC		7	1	13%	8
CIAN DIAGNOSTICS			8	100%	8
MERCY MEDICAL CENTER		3	5	63%	8
NORTHSHORE UNIVERSITY HEALTHSYSTEM EVANSTON HOSPITAL LAB			8	100%	8
INTERNAL MEDICINE ASSOCIATES OF JACKSON HOSPITAL			8	100%	8
TOTAL ACCESS URGENT CARE			8	100%	8
MIDMICHIGAN MEDICAL CENTER			8	100%	8
VETERAN AFFAIRS MEDICAL CENTER - JAMES J PETERS		6	2	25%	8
GENEUS DIAGNOSTICS			8	100%	8
ARTHREX MEDICAL CENTER		5	3	38%	8
COLLIER COUNTY HEALTH DEPT.		4	4	50%	8
UNIVERSITY MEDICAL CENTER		8			8
HOLY NAME MEDICAL CENTER	1	6	1	13%	8
ALLINA HEALTH - ABBOTT NORTHWESTERN HOSPITAL		5	3	38%	8
EASTERN SHORE URGENT CARE		5	3	38%	8
PROFESSIONAL PEDIATRICS		8			8

# COVID-19: testing by laboratory

Data through Dec 5, 2020 verified as of Dec 6, 2020 at 09:25 AM

Data in this report are provisional and subject to change.

The numbers in the table below represent the number of Florida and non-Florida residents for whom test results were received by the Department of Health. A person can be tested by more than one laboratory and can have both positive and negative results. **Therefore, the sum of the numbers in each column will be larger than the total number of people tested.**

Reporting lab	Inconclusive	Negative	Positive	Percent positive	Total
MINUTE CLINIC DIAGNOSTIC OF VIRGINIA		5	3	38%	8
OHIO CVS STORES, LLC DBA		8			8
ADVENT HEALTH - FOUR CORNERS ER		8			8
FLORIDA HOSPITAL WINTER GARDEN		7	1	13%	8
ATLANTIC CONSOLIDATED LABORATORY		8			8
BEAUMONT EMERGENCY CENTER			8	100%	8
ST. JOSEPH HOSPITAL AND HEALTH CARE INC.			8	100%	8
HUNTINGTON STATION URGENT CARE		8			8
ROBERT WOOD JOHNSON HOSPITAL		7	1	13%	8
SAMARITAN MEDICAL CENTER		8			8
METHODIST MEDICAL CENTER		6	2	25%	8
MOSOLF PEDIATRICS			8	100%	8
SYNIVERSE WELLNESS CENTER		6	2	25%	8
FLORIDA DEPARTMENT OF HEALTH IN CALHOUN COUNTY		5	3	38%	8
COASTAL SKIN SURGERY AND DERMATOLOGY		4	4	50%	8
MINUTECLINIC DIAGNOSTICS MEDICAL GROUP		8			8
BAPTIST OUTPATIENT			8	100%	8
STATEN ISLAND UNIVERSITY HOSPITAL SEGUINE AVE		8			8
RICHMOND UNIVERSITY MEDICAL CENTER		7	1	13%	8
THE WOLFF CENTER FOR CHILD & ADOLESCENT HEALTH			8	100%	8
EXECUTIVE MEDICAL SERVICES		8			8
ALACHUA COUNTY HEALTH DEPARTMENT		1	7	88%	8
KIVA AT CANTERBURY			8	100%	8
TARPON BAYOU CENTER			8	100%	8
MD PLUS URGENT CARE, LLC			8	100%	8
ORMOND BEACH CENTRA CARE			8	100%	8
HEALTHMARK REGIONAL HOSPITAL LAB		4	4	50%	8
JFK MEDICAL CENTER NORTH LAB		1	7	88%	8
MINUTECLINIC LLC #3671		8			8
WHITE SANDS OUTPATIENT SERVICES (WSOP SERVICES LLC		8			8
ST ANTHONYS REHABILITATION HOSPITAL		7	1	13%	8
DOCTOR'S IN HOUSE LAB			8	100%	8
MARKET STREET VIERA		8			8
WACO HHSSURGEWACO	1	6	1	13%	8
NATURE COAST REGIONAL MEDICAL CENTER			8	100%	8
MACKOUL PEDIATRICS FORT MYERS			7	100%	7
SOUTH NASSAU COMMUNITIES HOSPITAL		5	2	29%	7
PEDIATRICS OF CENTRAL FLORIDA		5	2	29%	7
LEPE'S HOUSE			7	100%	7
RIVER OAKS TREATMENT CENTER			7	100%	7
BAPTIST PEDIATRICS		6	1	14%	7
LAKEVIEW HEALTH SYSTEMS			7	100%	7
DIAGNOSTIC CLINIC		6	1	14%	7
HEALTH NETWORK LABORATORIES		6	1	14%	7
WELLMED AT PORT ST LUCIE WEST		6	1	14%	7
INTERMOUNTAIN CENTRAL LAB		1	6	86%	7



# COVID-19: testing by laboratory

Data through Dec 5, 2020 verified as of Dec 6, 2020 at 09:25 AM

Data in this report are provisional and subject to change.

The numbers in the table below represent the number of Florida and non-Florida residents for whom test results were received by the Department of Health. A person can be tested by more than one laboratory and can have both positive and negative results. **Therefore, the sum of the numbers in each column will be larger than the total number of people tested.**

Reporting lab	Inconclusive	Negative	Positive	Percent positive	Total
GENESIS		4	3	43%	7
WIREGRASS CLINIC LLC		5	2	29%	7
CARENOW URGENT CARE-BRENTWOOD		5	2	29%	7
Rosewood Healthcare and Rehabilitation Center		5	2	29%	7
FAMILY AND INTERNAL MEDICINE AT AVALON PARK		5	2	29%	7
BIOREFERENCE LABORATORIES INC		2	5	71%	7
AVON PARK PEDIATRICS			7	100%	7
MONTEFIORE NYACK HOSPITAL AFFILIATED LABORATORY		7			7
RAINBOW PEDIATRIC CENTER		1	6	86%	7
DORAL URGENT CARE			7	100%	7
HOLY GARDEN ALF, INC.		7			7
SUPERIOR RESIDENCES OF PANAMA CITY BEACH		6	1	14%	7
OHIO STATE UNIVERSITY MEDICAL CENTER			7	100%	7
NOVANT HEALTH INPATIENT CARE		2	5	71%	7
LIFE CARE CENTER OF PORT ST. LUCIE		4	3	43%	7
PALM BAY HOSPITAL CLINICAL LABORATORY			7	100%	7
BAPTIST HEALTH			7	100%	7
DOCTOR'S IN-HOUSE LAB/COMMUNITY HEALTH CENTERS OF PINELLAS -PINELLAS P			7	100%	7
LEE COUNTY HEALTH DEPARTMENT		4	3	43%	7
NEUROINTERNATIONAL SARASOTA		6	1	14%	7
METROPOLITAN HOSPITAL CENTER		6	1	14%	7
MEDLABS DIAGNOSTICS		7			7
VIRTUA VOORHEES HOSPITAL		5	2	29%	7
NORTON HEALTHCARE			7	100%	7
GULF COAST MEDICAL GROUP		2	5	71%	7
AUBURN COMMUNITY HOSPITAL		6	1	14%	7
RESOLVE MOLECULAR DIAGNOSTICS		7			7
THE MARY IMOGENE BASSETT HOSPITAL		7			7
AVENTURA HOSPITAL AND MEDICAL CENTER			7	100%	7
CARENOW URGENT CARE-MADISON		7			7
BIOTECH CLINICAL LABORATORIES, INC.			7	100%	7
BAPTIST MEMORIAL HEALTH CARE		7			7
ALLEGRO - TAMPA	1	4	2	29%	7
MAGNOLIA MEDICAL CLINIC			7	100%	7
EMERGENCY MEDICAL CENTER		2	5	71%	7
JOHNS HOPKINS MEDICAL LABORATORIES		1	6	86%	7
TRUE HEALTH DIAGNOSTICS		1	6	86%	7
WEINBERG VILLAGE		7			7
DOCTORS CLINICAL LABORATORY, INC		5	2	29%	7
LAB UNKNOWN		6	1	14%	7
SOUTHCORP LABORATORY		2	5	71%	7
MIAMI CLINICAL RESEARCH CORP			7	100%	7
BARTON PARKER OD PC		7			7
STEWART MEDICAL GROUP INC			7	100%	7
HEARTLAND PEDIATRICS OF LAKE PLACID			7	100%	7
SURGOINSVILLE PHARMACY		7			7

# COVID-19: testing by laboratory

Data through Dec 5, 2020 verified as of Dec 6, 2020 at 09:25 AM

Data in this report are provisional and subject to change.

The numbers in the table below represent the number of Florida and non-Florida residents for whom test results were received by the Department of Health. A person can be tested by more than one laboratory and can have both positive and negative results. **Therefore, the sum of the numbers in each column will be larger than the total number of people tested.**

Reporting lab	Inconclusive	Negative	Positive	Percent positive	Total
ADVANCED DIAGNOSTIC LABORATORY			7	100%	7
UNIVERSITY OF WASHINGTON MEDICAL CENTER			7	100%	7
HUNTINGTON VILLAGE URGENT CARE		7			7
DEPARTMENT OF HEALTH- CITRUS COUNTY			7	100%	7
ARCHBOLD MEMORIAL HOSPITAL/LAB		3	4	57%	7
APOLLO HEALTH & REHABILITATION		2	5	71%	7
MOLECULAR PATHOLOGY LABORATORY			7	100%	7
FIRST CHOICE PEDIATRICS INC		6	1	14%	7
MEADOWCREST MOLECULAR DIAGNOSTICS, LLC			7	100%	7
HEALTHWORKS MED GROUP OF FLORIDA PA		2	5	71%	7
ALACHUA			7	100%	7
OPIS COQUINA CENTER		7			7
VETERANS AFFAIRS MEDICAL CENTER - OUTPATIENT			7	100%	7
FLORIDA CENTER FOR DERMATOLOGY LABORATORY			7	100%	7
QUE		4	3	43%	7
SCHOOL OF PHARMACY AND PHARMACEUTICAL		7			7
CYPRESS COVE		6	1	14%	7
EMERITUS AT NAPLES	1	6			7
MINUTECLINIC DIAGNOSTIC		7			7
Ocoee Health Care Center		7			7
JOSEPH SCHENKER MD PC DBA CENTERS URGENT		5	2	29%	7
ONEIDA HEALTHCARE CENTER		7			7
FLORIDA CLINICAL LAB			7	100%	7
ROBERT H JENKINS JR VETERANS' DOMICILIARY HOME OF		7			7
HEALTH CARE LABORATORY SERVICES		1	6	86%	7
FLORIDA HOSPITAL KISSIMMEE		4	3	43%	7
MENORAH HOUSE		7			7
PROHEALTH CARE ASSOCIATES MOBILE		5	2	29%	7
BAPTIST PRIMARY CARE PONTE VEDRA		4	3	43%	7
DOH-TAMPA BRANCH LABORATORY (MLK BLVD)		3	4	57%	7
CAMPBELL URGENT CARE			6	100%	6
LYNMOORE,THE		6			6
PALM BEACH PEDIATRICS			6	100%	6
BOCA VIPEDIATRICS			6	100%	6
MAINSTREET FAMILY CARE			6	100%	6
CAPITAL HEALTH PLAN LABORATORIES			6	100%	6
FORT MYERS REHABILITATION AND NURSING CENTER		5	1	17%	6
TAMIAMI LAB MILLENIUM			6	100%	6
DARDEN WELLNESS CENTER		5	1	17%	6
WATAUGA MEDICAL CENTER		4	2	33%	6
PATHLINE			6	100%	6
JUPITER MEDICAL CENTER			6	100%	6
SONORA QUEST LABORATORIES			6	100%	6
ETHOS LABORATORIES		6			6
DOH JACKSONVILLE CENTRAL LABORATORY		3	3	50%	6
CARENOW URGENT CARE-SOUTHLAKE			6	100%	6

# COVID-19: testing by laboratory

Data through Dec 5, 2020 verified as of Dec 6, 2020 at 09:25 AM

Data in this report are provisional and subject to change.

The numbers in the table below represent the number of Florida and non-Florida residents for whom test results were received by the Department of Health. A person can be tested by more than one laboratory and can have both positive and negative results. **Therefore, the sum of the numbers in each column will be larger than the total number of people tested.**

Reporting lab	Inconclusive	Negative	Positive	Percent positive	Total
MONROE COUNTY HOSPITAL		4	2	33%	6
MAIMONIDES-SHALOM ACADEMY, INC		5	1	17%	6
PRINCETON VILLAGE□		4	2	33%	6
TENNESSEE DEPARTMENT OF HEALTH (TDH) - CENTRAL LABORATORY			6	100%	6
SPRING MANOR ASSISTED LIVING		6			6
BARNETT PARK□			6	100%	6
CVS MINUTE CLINIC, LLC		4	2	33%	6
VALLEY IMMEDIATE CARE		5	1	17%	6
AARK LABORATORY		6			6
PROHEALTH MED		1	5	83%	6
WYOMING COUNTY COMMUNITY HOSPITAL LABORATORY		6			6
MARIANNA HEALTH AND REHABILITATION CENTER		6			6
WEST		3	3	50%	6
FLORIDA WOMAN CARE LABORATORY			6	100%	6
CARROLL GARDENS URGENT CARE		6			6
ISLAND COAST PEDIATRICS IN-HOUSE LAB		6			6
SOUTH CAROLINA DEPARTMENT OF HEALTH			6	100%	6
HORIZON MEDICAL GROUP		5	1	17%	6
NEW YORK PRESBYTERIAN - LOWER MANHATTAN		6			6
WILDLIGHT LAB			6	100%	6
ADVENTHEALTH EXPRESS CARE AT			6	100%	6
Signature healthcare of Jacksonville		4	2	33%	6
PASSPORT HEALTH			6	100%	6
SAMARITAN HOSPITAL LABORATORY		6			6
Northwell Lab		2	4	67%	6
TIMBER CREEK PEDIATRICS		6			6
FLORIDA MEDICAL SPECIALISTS		2	4	67%	6
MINUTECLINIC DIAGNOSTIC OF NORTH CAROLINA PC		6			6
ARLINGTON OF NAPLES		6			6
LUMADOC HEALTH		4	2	33%	6
CAREWELL 301 - WARWICK			6	100%	6
STUART REHABILITATION AND HEALTHCARE		2	4	67%	6
JACKSON CLINIC PA,THE		3	3	50%	6
BRIDGEWAY HEALTH CLINICS INC			6	100%	6
MERCY HEALTH—MUSKEGON		5	1	17%	6
TRINITY MEDICAL ASSOCIATES LLC			6	100%	6
COLLEGE POINT URGENT CARE		6			6
TEXAS DEPARTMENT OF STATE HEALTH SERVICES		2	4	67%	6
EAR NOSE AND THROAT ASSOCIATES OF MANATEE, P.A.		6			6
FLORIDA DEPARTMENT OF HEALTH IN TAYLOR COUNTY		4	2	33%	6
PALMETTO HEALTH ALLIANCE		3	3	50%	6
UNIVERSITY HOSPITAL UC HEALTH		6			6
PUBLIC SQUARE PHARMACY LLC		6			6
NORTHWEST FLORIDA ENT, PA		3	3	50%	6
GENETIC TECHNOLOGICAL INNOVATIONS			6	100%	6
PUBLIC HEALTH LAB		6			6

# COVID-19: testing by laboratory

Data through Dec 5, 2020 verified as of Dec 6, 2020 at 09:25 AM

Data in this report are provisional and subject to change.

The numbers in the table below represent the number of Florida and non-Florida residents for whom test results were received by the Department of Health. A person can be tested by more than one laboratory and can have both positive and negative results. **Therefore, the sum of the numbers in each column will be larger than the total number of people tested.**

Reporting lab	Inconclusive	Negative	Positive	Percent positive	Total
BETH ISRAEL DEACONESS MEDICAL CENTER			6	100%	6
BAYCARE ALLIANT HOSPITAL			6	100%	6
BUECHELE DENTAL PA DBA CLERMONT FAMILY DENTISTRY		6			6
TEXAS MEDCLINIC			6	100%	6
MINUTECLINIC, LLC, DBA MINUTECLINIC #2544		5	1	17%	6
ILLINOIS DEPT OF PUBLIC HEALTH LAB - SPRINGFIELD			6	100%	6
COASTAL INTERNAL MEDICINE		6			6
LAWTON CHILES HEALTH CENTER		1	5	83%	6
UNILAB		2	4	67%	6
CRESTVIEW URGENT CARE			6	100%	6
INTERNAL MEDICINE SPECIALIST		5	1	17%	6
SAINT PETER'S UNIVERSITY HOSPITAL		6			6
ALCOVE ASSISTED LIVING FACILITY		6			6
JERSEY SHORE MEDICAL CENTER		6			6
BROOKDALE PANAMA CITY		5	1	17%	6
ENIGMA DIAGNOSTIC, INC.			6	100%	6
GRACE REHABILITATION CENTER OF VERO BEACH		4	2	33%	6
ORANGE BLOSSOM FAMILY HEALTH		6			6
THE TERRACE AT IVY ACRES ALF		6			6
NORTHWEST FLORIDA SLEEP			6	100%	6
MORTON PLANT HOSPITAL NURSING			6	100%	6
ADVENTHEALTH MEDICAL GROUP		6			6
CVS PHARMACY #8800		5	1	17%	6
THE VILLAGES REGIONAL HOSPITAL FREESTANDING		3	3	50%	6
RIVERVIEW REGIONAL MEDICAL CENTER		6			6
PENN MEDICINE PRINCETON MEDICAL CENTER		6			6
THOMAS JEFFERSON UNIVERSITY HOSPITAL		4	2	33%	6
CENTER ONE SURGERY CENTER		5	1	17%	6
PERSONAL PEDIATRICS PA		5	1	17%	6
THE COLLIER AT NAPLES		6			6
FREEDOM INN AT TARPON SPRINGS		6			6
KINDRED HOSPITAL MELBOURNE		6			6
PATHGROUP LABS, LLC		4	2	33%	6
EDWARD J HEALEY REHAB & NURSING CENTER		6			6
ST LUKES ROOSEVELT LABORATORY		6			6
RESEARCH CENTERS OF AMERICA, LLC		5	1	17%	6
ROYAL CARE OF AVON PARK		5	1	17%	6
CLEARWATER STATMED QUICK QUALITY CLINICS			6	100%	6
MD BEAUTY LABS, PA		6			6
PRIME CARE ONE LLC/HARBORCHASE OF VENICE			6	100%	6
GENTRY PARK ORLANDO ASSISTED LIVING		6			6
WESTCHESTER GENERAL HOSPITAL BLOOD GAS LAB			6	100%	6
COMPREHENSIVE CHILDCARE ASSOCIATES		5	1	17%	6
BROOKDALE BRANDON		5			5
GLEN FALLS HOSPITAL DEPARTMENT OF PATHOLOGY		5			5
CINNAMON COVE ALF		5			5

# COVID-19: testing by laboratory

Data through Dec 5, 2020 verified as of Dec 6, 2020 at 09:25 AM

Data in this report are provisional and subject to change.

The numbers in the table below represent the number of Florida and non-Florida residents for whom test results were received by the Department of Health. A person can be tested by more than one laboratory and can have both positive and negative results. **Therefore, the sum of the numbers in each column will be larger than the total number of people tested.**

Reporting lab	Inconclusive	Negative	Positive	Percent positive	Total
PEDIATRICS OF CENTRAL FLORIDA – POINCIANA		3	2	40%	5
ORLANDO HEALTH PHYSICIAN ASSOCIATES		4	1	20%	5
DOCS URGENT CARE		1	4	80%	5
MISSOURI DEPARTMENT OF HEALTH AND SENIOR SERVICES			5	100%	5
NOT INDICATED		1	4	80%	5
BAYLOR GENETICS		4	1	20%	5
NORTHPORT MEDICAL CENTER LAB		5			5
PEDIATRIC HEALTH CARE ALLIANCE, PA			5	100%	5
OPTUM SILVER LAKES			5	100%	5
INN AT ASTON GARDENS AT PELICAN POINTE,THE		5			5
PEDIATRIC URGENT HEALTH CARE			5	100%	5
WOODHULL MEDICAL AND MENTAL HEALTH CTR		5			5
PRECISION LABS LLC		2	3	60%	5
HILLSBOROUGH COUNTY HEALTH DEPARTMENT			5	100%	5
MERCY COLLEGE HEALTH OFFICE		5			5
ST JOHNS BIOMEDICAL LAB		5			5
WADSWORTH CENTER - DAVID AXELROD INSTITUTE		5			5
FRANCES WARDE MEDICAL LABORATORY		2	3	60%	5
BEACON AT GULF BREEZE, THE		5			5
OCALA OAKS REHABILITATION CENTER		4	1	20%	5
GUTHRIE MEDICAL GROUP LABORATORIES		5			5
BIOTECH			5	100%	5
FLORIDA HOSPITAL WINTER PARK		4	1	20%	5
NEMOURS CHILDREN'S PRIMARY CARE VERO BEACH			5	100%	5
MONTEFIORE MEDICAL CENTER LABORATORIES - NORTH		5			5
OAKMONTE VILLAGE		4	1	20%	5
EXPRESS FAMILY CARE LLC			5	100%	5
CONCENTRA			5	100%	5
ADVANCED EMURGENT CARE		3	2	40%	5
ECLRS		2	3	60%	5
RIVER CITY PRIMARY AND URGENT CARE			5	100%	5
FLORIDA HOSPITAL LAKE MARY		5			5
INTERNAL MEDICINE SPECIALISTS			5	100%	5
CHILDREN'S HOSPITAL OF PHILADELPHIA		5			5
MOUNT SINAI BROOKLYN LABORATORY		4	1	20%	5
MANATEE COUNTY JAIL		4	1	20%	5
COMMUNITY HEALTH OF SOUTH FLORIDA			5	100%	5
NELSON BIOLOGICAL			5	100%	5
CORNERSTONE MEDICAL CARE OF BRANDON PL		5			5
BAYA URGENT CARE LLC		1	4	80%	5
BETHESDA COMMUNITY HEALTH CENTER			5	100%	5
MANATEE PEDIATRICS			5	100%	5
PRECISION DIAGNOSTICS INC - NJ		5			5
OMNICARE PHARMACY OFTEXAS 1, LP DBA OMNICARE		5			5
DEBARY HEALTH AND REHABILITATION CENTER		5			5
PALMS REHABILITATION AND HEALTHCARE CENTER		3	2	40%	5

# COVID-19: testing by laboratory

Data through Dec 5, 2020 verified as of Dec 6, 2020 at 09:25 AM

Data in this report are provisional and subject to change.

The numbers in the table below represent the number of Florida and non-Florida residents for whom test results were received by the Department of Health. A person can be tested by more than one laboratory and can have both positive and negative results. **Therefore, the sum of the numbers in each column will be larger than the total number of people tested.**

Reporting lab	Inconclusive	Negative	Positive	Percent positive	Total
NORTHERN DUTCHESS HOSPITAL LABORATORY		5			5
IU HEALTH PATHOLOGY			5	100%	5
LAKEVIEW HEALTH CARE SYSTEMS		1	4	80%	5
TANNER MEDICAL CENTER EAST AL		5			5
MEDICAL CENTER OF BLOUNTSTOWN			5	100%	5
HEALTHPARK MEDICAL CENTER ABG LAB		5			5
PENINSULA CARE AND REHABILITATION CENTER			5	100%	5
PRECISION HEALTH SOLUTIONS		2	3	60%	5
GULF COAST VETERANS HCS PANAMA CITY OPC		5			5
BROOKDALE CLERMONT			5	100%	5
WEST PACIFIC MEDICAL LABORATORY			5	100%	5
XRL SXF REF LAB		5			5
MAIMONIDES MEDICAL CENTER		4	1	20%	5
Wesley Place on Honeysuckle		5			5
ORMOND MEDICAL ARTS		3	2	40%	5
ARIZONA DEPARTMENT OF HEALTH SERVICES			5	100%	5
NORTH FLORIDA PEDIATRICS JASPER			5	100%	5
RADIOLOGY ASSOCIATES OF VENICE AND ENGLEWOOD		5			5
BAYSHORE LABORATORY		4	1	20%	5
LAKE NONA PEDIATRICS IN ASSOCIATION WITH NEMOURS		5			5
PARAMOUNT WALK-IN CLINIC		1	4	80%	5
UPMC HEALTH SYSTEM		4	1	20%	5
THE UNIVERSITY OF VERMONT MEDICAL CENTER		4	1	20%	5
MINUTECLINIC DIAGNOSTIC OF PA, LLC (1036)		4	1	20%	5
THE CLINIC PREMISE HEALTH			5	100%	5
ST CHARLES HOSPITAL LABORATORY		5			5
ARBOR TERRACE SAN JOSE LLC		5			5
MONTEFIORE MEDICAL CENTER LABORATORIES - WEILER		4	1	20%	5
BAY STREET PHARMACY		5			5
BRADENTON PHYSICIANS MEDICAL CENTER			5	100%	5
VASCONCELLO COHEN MD PA		4	1	20%	5
BROWARD COUNTY HEALTH DEPT.			5	100%	5
BROOKDALE FORT MYERS CYPRESS LAKE		5			5
HOLMES REG MED CENTER CLINICAL LAB			5	100%	5
NIGHT OWL PEDIATRICS URGENT CARE			5	100%	5
GENESIS DERMATOLOGY		4	1	20%	5
BOND CLINIC DR ELDEEB		1	4	80%	5
EXPRESS DOCS LLC			5	100%	5
ELLIS HOSPITAL LABORATORY		5			5
URGENT CARE OF LONGWOOD			5	100%	5
CENTREX CLINICAL LABS INC		5			5
ANTHEM LAKES LLC		5			5
ST VINCENT'S CHILTON		4	1	20%	5
COOPER HOSPITAL/UNIVERSITY MEDICAL		5			5
CRESTWOOD MEDICAL CENTER		4	1	20%	5
MARTHA'S HOUSE & ASSISTED LIVING FACILITY		5			5

# COVID-19: testing by laboratory

Data through Dec 5, 2020 verified as of Dec 6, 2020 at 09:25 AM

Data in this report are provisional and subject to change.

The numbers in the table below represent the number of Florida and non-Florida residents for whom test results were received by the Department of Health. A person can be tested by more than one laboratory and can have both positive and negative results. **Therefore, the sum of the numbers in each column will be larger than the total number of people tested.**

Reporting lab	Inconclusive	Negative	Positive	Percent positive	Total
AEL KNOXVILLE			5	100%	5
MINUTECLINIC DIAGNOSTIC OF HAWAII LLC		5			5
FREEDOM SQUARE NURSING CENTER			5	100%	5
CVS MINUTE CLINIC DIAGNOSTIC OF NORTH CAROL		5			5
FLORIDA DEPARTMENT OF HEALTH - INVERNESS		3	2	40%	5
ST JOSEPH WOMENS HOSPITAL			5	100%	5
UT SOUTHWESTERN MEDICAL CENTER			5	100%	5
JOE DIMAGGIO CHILDREN'S HOSPITAL		1	4	80%	5
MINUTECLINIC MINUTECLINIC #8746		5			5
BENDERSON FAMILY SKILLED NURSING AND		5			5
MAXHEALTH		4	1	20%	5
FINLAY		1	4	80%	5
CLEARWATER PEDIATRIC CARE		1	4	80%	5
WELLMED AT LAKE COPELAND		2	3	60%	5
LORI MCAULIFFE MD PA			5	100%	5
GOOD SAMARITAN SOCIETY OF DAYTONA		5			5
MINUTECLINIC DIAGNOSTIC OF PENNSYLVANIA, LLD #1545		5			5
CHILDRENS MEDICAL CENTER			5	100%	5
DIEGO FALLON MD PA		3	2	40%	5
COMMUNITY MEDICAL CARE CENTER INC			5	100%	5
BEACH HOUSE		5			5
CLEVELAND CLINIC MARTIN HEALTH NURSING & RESTORATIVE		5			5
AZALEA HEALTH		2	3	60%	5
CENTRA CARE POINCIANA			5	100%	5
CHILDREN'S HEALTHCARE OF ATLANTA/EGLESTON		5			5
Salerno Bay Health & Rehabilitation Center		5			5
UNIVERSITY OF CHICAGO MEDICAL CENTER LAB			5	100%	5
MOBILE DOC FL, LLC		5			5
VERMONT DEPARTMENT OF HEALTH		1	4	80%	5
NEW HAMPSHIRE DEPARTMENT OF HEALTH AND HUMAN SERVICES		3	2	40%	5
WELLMED AT SOUTH PARSONS		4	1	20%	5
MC DIAGNOSTIC OF CONNECTICUT, PC #1960		5			5
PEDIATRICS OF ALTAMONTE		5			5
BAPTIST HEALTH - TOWN CENTER			5	100%	5
LUXOR SCIENTIFIC LLC			5	100%	5
Millennium Nursing & Rehab Center		4			4
CHAMPLAIN VALLEY PHYSICIANS HOSPITAL		3	1	25%	4
CELAL GUROL ERBAY, MD			4	100%	4
CVS MINUTE CLINIC DIAGNOSTIC MED GRP OF CA		4			4
CONCENTRA URGENT CARE		1	3	75%	4
BAPTIST PRIMARY BLACK CREEK SOUTH			4	100%	4
OPTUMCARE FLORIDA LLC		1	3	75%	4
JACKSON COUNTY HEALTH DEPARTMENT			4	100%	4
L3HARRIS FAMILY MEDICAL CENTER			4	100%	4
COLUMBIA MEMORIAL HOSPITAL LABORATORY		4			4
SANFORD SOUTH UNIVERSITY		4			4

# COVID-19: testing by laboratory

Data through Dec 5, 2020 verified as of Dec 6, 2020 at 09:25 AM

Data in this report are provisional and subject to change.

The numbers in the table below represent the number of Florida and non-Florida residents for whom test results were received by the Department of Health. A person can be tested by more than one laboratory and can have both positive and negative results. **Therefore, the sum of the numbers in each column will be larger than the total number of people tested.**

Reporting lab	Inconclusive	Negative	Positive	Percent positive	Total
DIAGNOSTECHS		4			4
LABCORP UNSPECIFIED		4			4
SOUTHWESTERN REGIONAL MEDICAL CENTER - TULSA		4			4
ENGLEWOOD HOSPITAL AND MEDICAL CENTER		1	3	75%	4
PALM HARBOR DERMATOLOGY		4			4
CITYMD		1	3	75%	4
FHMG_FM AND IM AVALON PARK		1	3	75%	4
BRISTOL AT TAMPA, THE		4			4
COVENIENT CARE MEDICAL CLINIC			4	100%	4
NAVARRE GARDENS		4			4
FHCP - ORMOND BEACH			4	100%	4
REDMED OF CROSSTOWN		1	3	75%	4
GENERAL INTERNAL MEDICINE MEDICAL CTR CLINIC		3	1	25%	4
MINUTECLINIC, LLC #03965		4			4
OSPREY LODGE		4			4
PHYSICIANS IMMEDIATE CARE AURORA			4	100%	4
DEPT OF VA MEDICAL CENTER - BAY PINES		1	3	75%	4
GNT ASSOCIATES		3	1	25%	4
BAYCARE MEDICAL GROUP INC			4	100%	4
COLLIER HMA PHYSICIAN MANAGEMENT, LLC			4	100%	4
PASSPORT HEALTH OF TAMPA BAY		4			4
ATMORE NURSING CENTER		3	1	25%	4
WALTON PLACE		4			4
PANCARE HEALTH YOUNGSTOWN			4	100%	4
TRIDENT BIOMETRICS		3	1	25%	4
SARASOTA - ROBERT L TAYLOR COMMUNITY CENTER			4	100%	4
CAPE CORAL URGENT CARE		2	2	50%	4
FAMILY MEDICAL CARE OF PALM BEACH			4	100%	4
FCHC (OB)-DARWIN SQUARE CTR.			4	100%	4
ADVENT HEALTH - TUSKAWILLA		4			4
NORTHBROOK CENTER FOR		4			4
CAPTAIN JAMES A. LOVELL FEDERAL HEALTHCARE CENTER			4	100%	4
BIO-TECH CLINICAL LABORATORIES			4	100%	4
OKLAHOMA STATE UNIVERSITY DIAGNOSTIC LAB			4	100%	4
ORCHID COVE		2	2	50%	4
YAZJI PEDIATRIC CARE LLC DBA TUKA PEDIATRICS			4	100%	4
SONIC REFERENCE LABORATORY			4	100%	4
HOLIDAY MEDICAL ASSOCIATES		1	3	75%	4
ACCESS PHARMACY		4			4
OSWEGO HOSPITAL LABORATORY		4			4
WAKEMED		1	3	75%	4
Sunset Lake Health and Rehabilitation Center		4			4
DAVITA DIALYSIS		4			4
SOUTHEASTERN REGIONAL MEDICAL CENTER			4	100%	4
KANSAS DEPARTMENT OF HEALTH		2	2	50%	4
CVS MINUTE CLINIC DIAGNOSTIC OF TEXAS, LLC		4			4



# COVID-19: testing by laboratory

Data through Dec 5, 2020 verified as of Dec 6, 2020 at 09:25 AM

Data in this report are provisional and subject to change.

The numbers in the table below represent the number of Florida and non-Florida residents for whom test results were received by the Department of Health. A person can be tested by more than one laboratory and can have both positive and negative results. **Therefore, the sum of the numbers in each column will be larger than the total number of people tested.**

Reporting lab	Inconclusive	Negative	Positive	Percent positive	Total
NOVANT HEALTH UVA		1	3	75%	4
PEDIATRIC HEALTHCARE ALLIANCE			4	100%	4
INSPIRED LIVING AT PALM BAY		4			4
SOUTHEASTERN PEDIATRIC ASSOCIATES			4	100%	4
BROOKDALE JENSEN BEACH □		4			4
AHC Decatur County		4			4
MARION AND BERNARD L SAMSON NURSING CENTER			4	100%	4
ADVENT HEALTH - DELTONA ER		1	3	75%	4
BELVEDERE COMMONS OF FORT WALTON BEACH		4			4
Surrey Place Healthcare and Rehabilitation		4			4
FAMILY MEDICINE OF WESTON LLC			4	100%	4
DOLPHIN POINTE HEALTH CARE LLC			4	100%	4
Westminster Manor		3	1	25%	4
PLANT CITY PEDIATRICS		4			4
ORANGE PARK PEDIATRIC ASSOCIATES		1	3	75%	4
The Ponce Therapy Care Center		4			4
OMNICARE PHARMACY OF TEXAS 1		4			4
LONG ISLAND JEWISH FOREST HILLS HOSPITAL		4			4
INTERMARKET FACILITY			4	100%	4
ASSISTED LIVING OF BROWARD		4			4
BARBARA O'REILLY MD PA		4			4
CVS MINUTE CLINIC DIAGNOSTIC OF TEXAS,LLC		3	1	25%	4
EXPRESS TESTING-ONE			4	100%	4
BIOTEST PLASMA CENTER		4			4
FLORIDA CANCER SPECIALISTS AND RESEARCH		2	2	50%	4
GENUS DIAGNOSTICS			4	100%	4
PROFESSIONAL PARK PEDIATRICS PA			4	100%	4
EAST BANK HOSPITAL - UNIVERSITY OF MINNESOTA MEDICAL CENTER			4	100%	4
LANE PEDIATRICS PA			4	100%	4
SUMTER PEDIATRICS		4			4
M&V SAN JOSE MEDICAL CENTER			4	100%	4
Belleair Healthcare Center		3	1	25%	4
MINIMALLY INVASIVE VASCULAR INC		4			4
ALBIBI		1	3	75%	4
Walker BaptistMedCtr		3	1	25%	4
MD ANDERSON			4	100%	4
SONATA DELRAY BEACH		3	1	25%	4
COASTAL FAMILY PRACTICE		2	2	50%	4
PM PEDIATRICS OF SELDEN		3	1	25%	4
CELERION			4	100%	4
REHABILITATION CENTER OF WINTER PARK,THE			4	100%	4
FLORIDA HEART AND VASCULAR			4	100%	4
ADVENT HEALTH CENTRA CARE - ORANGE LAKE		1	3	75%	4
NEWPATH DIAGNOSTICS		4			4
GENEVA GENERAL HOSPITAL LABORATORY		3	1	25%	4
CARENOW URGENT CARE - WINTER SPRINGS		3	1	25%	4

# COVID-19: testing by laboratory

Data through Dec 5, 2020 verified as of Dec 6, 2020 at 09:25 AM

Data in this report are provisional and subject to change.

The numbers in the table below represent the number of Florida and non-Florida residents for whom test results were received by the Department of Health. A person can be tested by more than one laboratory and can have both positive and negative results. **Therefore, the sum of the numbers in each column will be larger than the total number of people tested.**

Reporting lab	Inconclusive	Negative	Positive	Percent positive	Total
COMPUNET CLINICAL LAB			4	100%	4
DTR LABS		3	1	25%	4
MEMORIAL HEALTH CARE SYSTEMS			4	100%	4
UNION CITY MANOR NURSING CENTER		4			4
MARSHALL MEDICAL CENTER SOUTH LAB		3	1	25%	4
COPELAND MEDICAL CLINIC		3	1	25%	4
CARENOW URGENT CARE-GREEN HILLS		4			4
HEALTHY MINORS PEDIATRIC URGENT CARE		4			4
DESOTO HEALTH AND REHAB LLC		2	2	50%	4
BAYLOR ESOTERIC AND MOLECULAR LAB			4	100%	4
NOVARI CARE LLC		3	1	25%	4
IRL MARKET LAB			4	100%	4
EGL GENETICS DIAGNOSTICS			4	100%	4
OCOEE PEDIATRICS		4			4
DOTHAN PEDIATRIC CLINIC			4	100%	4
LIFE'S SPECIAL MOMENTS INC		4			4
SHARP MEMORIAL HOSPITAL MICROBIOLOGY DEPT			4	100%	4
PROFESSIONAL URGENT CARE SERVICES		2	2	50%	4
THE DOCTORS CENTER HEALTHCARE-SOUTHSIDE		1	3	75%	4
CHILDREN'S MEDICAL GROUP		4			4
GRAND VILLA OF CLEARWATER		4			4
SIGNATURE CARE MONTROSE		2	2	50%	4
CARE HERE			4	100%	4
FLORIDA HOSPITAL ALTAMONTE		2	2	50%	4
CVS HEALTH, #3396		4			4
BENEVA LAKES HEALTHCARE & REHAB CENTER			4	100%	4
FOUNTAINVIEW BY FIVE STAR QUALITY CARE		4			4
VITAL CARE URGENT CARE			4	100%	4
FIFTH AVENUE PEDIATRICS		3	1	25%	4
ISLAND LAKE CENTER			4	100%	4
PANCARE HEALTH - BONIFAY K-8			4	100%	4
FLORIDA ATLANTIC UNIVERSITY STUDENT HEALTH			4	100%	4
FORT HAMILTON URGENT CARE		4			4
DYNACARE LABORATORIES			4	100%	4
FLORIDA MEDICAL CLINIC - MULTI SPECIALTY CAMPUS		1	3	75%	4
FISHERMEN'S HOSPITAL			4	100%	4
RUSH UNIVERSITY MEDICAL CENTER LABORATORY			4	100%	4
CAREWELL 202			4	100%	4
UW MEDICINE VIROLOGY LAB			4	100%	4
APEX HOME HEALTH CARE		4			4
SIGNATURE CARE EMERGENCY CENTER		2	2	50%	4
PREMIER MEDICAL ASSOCIATES		4			4
ACCENT PHYSICIAN SPECIALISTS PA		4			4
UF HEALTH			4	100%	4
MEDICAL CENTER AT OCEAN REEF		1	3	75%	4
MULBERRY CARE CENTER		1	3	75%	4

# COVID-19: testing by laboratory

Data through Dec 5, 2020 verified as of Dec 6, 2020 at 09:25 AM

Data in this report are provisional and subject to change.

The numbers in the table below represent the number of Florida and non-Florida residents for whom test results were received by the Department of Health. A person can be tested by more than one laboratory and can have both positive and negative results. **Therefore, the sum of the numbers in each column will be larger than the total number of people tested.**

Reporting lab	Inconclusive	Negative	Positive	Percent positive	Total
AHEC CLINIC		1	3	75%	4
BOND AND STEELE CLINIC, PA		3	1	25%	4
CAPE COD HOSPITAL			4	100%	4
PALM BEACH CANCER INSTITUTE			4	100%	4
HELIX KH UC			4	100%	4
LABS PLUS LLC		4			4
PALM BEACH COUNTY HEALTH DEPARTMENT LABORATORY			4	100%	4
MIAMI CANCER INSTITUTE			4	100%	4
GEORGE SAFRAN MD PC		4			4
CITRUS COUNTY HEALTH DEPARTMENT		3	1	25%	4
WYOMING PUBLIC HEALTH LAB			4	100%	4
CLEVELAND TENNESSEE HOSPITAL COMPANY		4			4
ELITE MEDICAL CENTER			4	100%	4
MEADOWCREST FAMILY PHYSICIANS PA			4	100%	4
STEWART MELBOURNE HOSPITAL			4	100%	4
INFECTION CONTROL/ EMPHEALTH		3	1	25%	4
PENNSYLVANIA DEPARTMENT OF HEALTH BUREAU OF LABORATORIES			4	100%	4
ELTINGVILLE CIRCLE URGENT CARE		4			4
VELOCITY CARE			3	100%	3
MID FLORIDA CLINICAL LABORATORY		2	1	33%	3
SURETOX LABORATORY LLC		2	1	33%	3
INDIANA STATE DEPARTMENT OF HEALTH		1	2	67%	3
KENILWORTH CARE & REHABILITATION CENTER			3	100%	3
TERRACE OF ST CLOUD, THE		2	1	33%	3
CALHOUN COUNTY HEALTH DEPT		2	1	33%	3
PINELLAS PARK HEALTH CENTER - PINELLAS CHD		1	2	67%	3
FLORIDA HOSPITAL APOPKA		2	1	33%	3
BAY BREEZE HEALTH AND REHABILITATION CENTER		3			3
ABSOLUTE HEALTH		3			3
MCR HEALTH LAWTON CHILES ADMINISTRATION STE A		1	2	67%	3
PALMS WEST HOSPITAL			3	100%	3
LEE CONVENIENT CARE AT SUMMERLIN			3	100%	3
JOSEF SCHENKER MD PC DBA CENTERS URGENT		2	1	33%	3
GONZALEZ MD AND ASWAD MD HEALTH SERVICES			3	100%	3
SPRING LAKE REHABILITATION CENTER			3	100%	3
WINDSOR OF LAKEWOOD RANCH,THE		3			3
STATMED QUICK QUALITY CLINIC AT NORTH PINELLAS			3	100%	3
ASSOCIATES MD CYPRESS CREEK			3	100%	3
SOFTLAB			3	100%	3
CULLMAN REGIONAL URGENT CARE		2	1	33%	3
SSM HEALTH ST LOUIS MICROBIOLOGY LABORATORY		1	2	67%	3
JOHN T MATHER MEMORIAL HOSPITAL LABORATORY		3			3
JOSEF SCHENKER MD PC		3			3
ACCESS HEALTH CARE		2	1	33%	3
ONSLOW MEMORIAL HOSPITAL LABORATORY		3			3
OPENTRONS PRL		2	1	33%	3

# COVID-19: testing by laboratory

Data through Dec 5, 2020 verified as of Dec 6, 2020 at 09:25 AM

Data in this report are provisional and subject to change.

The numbers in the table below represent the number of Florida and non-Florida residents for whom test results were received by the Department of Health. A person can be tested by more than one laboratory and can have both positive and negative results. **Therefore, the sum of the numbers in each column will be larger than the total number of people tested.**

Reporting lab	Inconclusive	Negative	Positive	Percent positive	Total
CGH MEDICAL CENTER			3	100%	3
MACADAMS HOME HEALTH AGENCY		3			3
GREENVILLE MEMORIAL HOSPITAL LAB			3	100%	3
CENTRAL DUPAGE HOSPITAL			3	100%	3
MARION COUNTY FIRE RESCUE		3			3
UNITY HEALTH AND REHABILITATION CENTER			3	100%	3
PRIMECARE		2	1	33%	3
SANFORD MOBILE LAB			3	100%	3
MOULTRIE CREEK NURSING AND REHAB			3	100%	3
NIGHT LITE PEDIATRICS CENTER		1	2	67%	3
GROVES CENTER			3	100%	3
SIGNATURE CARE PFLUGERVILLE			3	100%	3
PACIFICA SENIOR LIVING OCALA		3			3
WATSON THERAPEUTICS		1	2	67%	3
BIG BEND HOSPICE INC		3			3
BENSONHURST URGENT CARE		3			3
FOUNTAINS OF HOPE LLC, THE		3			3
VIBRANT AMERICA		3			3
WRIGHTS HEALTH CARE AND REHABILITATION CENTER		3			3
BAPTIST PRIMARY CARE, INC.		2	1	33%	3
JACKSON SOUTH COMMUNITY HOSPITAL LAB			3	100%	3
MIDDLETOWN MEDICAL P C			3	100%	3
VIERA HOSPITAL, INC			3	100%	3
NORTH SHORE HEMATOLOGY-ONCOLOGY ASSOCIATES, PC		3			3
LEWIS COUNTY MANOR		3			3
WALGREENS COVID-19		2	1	33%	3
SONATA BOYNTON BEACH		2	1	33%	3
FLORIDA MENTOR-POINT WEST CLUSTER		3			3
NYC PUBLIC HEALTH LABS			3	100%	3
THE CLINIC OF PEDIATRICS & GI MEDICINE, INC			3	100%	3
PPD - IXLAYER		3			3
TUFTS MEDICAL CENTER			3	100%	3
West Gate Village, LLC		3			3
WILLIAM A HINTON STATE LABORATORY INSTITUTE		1	2	67%	3
TIFTON CARECONNECT URGENT CARE			3	100%	3
ADVENTHEALTH MEDICAL GROUP PEDIATRIC & ADOLESCENT		3			3
ALABAMA DEPARTMENT OF PUBLIC HEALTH		1	2	67%	3
US SPECIALTY LABS			3	100%	3
MIZELL MEMORIAL HOSPITAL			3	100%	3
LCS SANDHILL COVE LLC DBA		3			3
THE LODGE AND REHABILITATION CENTER		3			3
FLORENCE - HUNTSVILLE HOSPITAL URGENT CARE		2	1	33%	3
ADVENT HEALTH - WESTCHASE ER			3	100%	3
BRENTWOOD SENIOR LIVING AT ST PETE			3	100%	3
MEDEXPRESS URGENT CARE - MAPLE DRIVE		3			3
URGENT CARE AT LONGWOOD			3	100%	3

# COVID-19: testing by laboratory

Data through Dec 5, 2020 verified as of Dec 6, 2020 at 09:25 AM

Data in this report are provisional and subject to change.

The numbers in the table below represent the number of Florida and non-Florida residents for whom test results were received by the Department of Health. A person can be tested by more than one laboratory and can have both positive and negative results. **Therefore, the sum of the numbers in each column will be larger than the total number of people tested.**

Reporting lab	Inconclusive	Negative	Positive	Percent positive	Total
GRACE WELLNESS CENTER		2	1	33%	3
TNC WALK IN CLINIC		1	2	67%	3
UT MEMPHIS UNIVERSITY HEALTH SERVICES			3	100%	3
VIRGINIA DIVISION OF CONSOLIDATED LABORATORIES			3	100%	3
MUNSON MEDICAL CENTER			3	100%	3
IOWA DEPARTMENT OF PUBLIC HEALTH			3	100%	3
PEDIATRICS BY THE SEA JOG RD OFFICE			3	100%	3
MINUTECLINIC, LLC, DBA MINUTECLINIC #6106		2	1	33%	3
MINUTECLINIC, LLC #05038		3			3
GARCIA MORALES NELSON			3	100%	3
MEDFUSION		2	1	33%	3
LA MER NH LLC			3	100%	3
AVANTE AT MT DORA		1	2	67%	3
COURTYARD GARDENS OF JUPITER		3			3
URGENT TEAM - MUSCLE SHOALS		3			3
THONOTOSASSA COMMUNITY HEALTH CENTER			3	100%	3
NORTH BROWARD HOSPITAL DISTRICT HEALTHCARE FOR THE HOMELESS			3	100%	3
The Care Center at Pinellas Park		3			3
EAST HILL MEDICAL GROUP		2	1	33%	3
RED MOUNTAIN DIAGNOSTICS		3			3
PATIENT FIRST - ALLENTOWN			3	100%	3
FLORIDA MENTOR		3			3
MARYLAND STATE DEPT OF HEALTH	2		1	33%	3
LAHEY CLINIC MEDICAL CENTER			3	100%	3
UCF STUDENT HEALTH SERVICES LABORATORY			3	100%	3
FLORIDA CANCER SPECIALISTS & RESEARCH INSTITUTE		2	1	33%	3
TRUE HEALTH - LAKE UNDERHILL		3			3
ASPEN VALLEY HOSPITAL			3	100%	3
PBC PREMIER FAMILY HEALTH			3	100%	3
GYN PATH SERVICES			3	100%	3
FLORIDA MEDICAL CL ODOM TPA			3	100%	3
WATSON THERAPEUTICS INC			3	100%	3
ALLIANCE LABS @LRMC			3	100%	3
FLORIDA LABORATORY ANALYSIS, LLC			3	100%	3
MD NOW URGENT CARE - DELRAY WEST			3	100%	3
ARCPPOINT LABS OF ST PETERSBURG		1	2	67%	3
MEDIC INFUSION PA		3			3
CVS MINUTE CLINIC, LLC #22		2	1	33%	3
DEACONESS HOSPITAL			3	100%	3
KETTERING HEALTH			3	100%	3
MONTANA PUBLIC HEALTH LAB			3	100%	3
PRORENATA LABS		1	2	67%	3
UNILAB OF DADE INC			3	100%	3
REGIONAL MEDICAL LAB			3	100%	3
THOMAS LANGLEY			3	100%	3
ST BARNABAS HOSPITAL		3			3

# COVID-19: testing by laboratory

Data through Dec 5, 2020 verified as of Dec 6, 2020 at 09:25 AM

Data in this report are provisional and subject to change.

The numbers in the table below represent the number of Florida and non-Florida residents for whom test results were received by the Department of Health. A person can be tested by more than one laboratory and can have both positive and negative results. **Therefore, the sum of the numbers in each column will be larger than the total number of people tested.**

Reporting lab	Inconclusive	Negative	Positive	Percent positive	Total
CARESPOT-WELLINGTON			3	100%	3
BAPTIST OUTPATIENT SERVICES			3	100%	3
NORTH NAPLES HOSPITAL RESPIRATORY THERAPY DEPARTMENT			3	100%	3
SCIENTIFIC LABORATORY DIVISION			3	100%	3
SOUTHERN OCEAN MEDICAL CENTER		3			3
SANDGATE GARDENS REHAB & NURSING CENTER		2	1	33%	3
AVOW HOSPICE INC		3			3
ACE BIOMEDICAL LABS LLC			3	100%	3
MIRIMUS INC		1	2	67%	3
VILLAGES HEALTH, THE		3			3
GREENLEAF ALF		3			3
PRISMA HEALTH MIDLANDS			3	100%	3
HILLVIEW LABORATORY			3	100%	3
HELIX LW UC		1	2	67%	3
FAMILY MEDICINE AT WATERMAN		3			3
ADRIANA M CASTRO MD PA		3			3
RHEA MEDICAL CENTER		3			3
PEACEHEALTH LABORATORIES		2	1	33%	3
PALM BEACH CDH - DELRAY BEACH			3	100%	3
DEPARTMENT OF PATHOLOGY ROME MEMORIAL		3			3
BRADENTON PHYSICIAN MEDICAL CENTER			3	100%	3
TARPON SPRINGS PEDIATRICS, LLC			3	100%	3
CORTLAND REGIONAL MEDICAL CENTER		3			3
State Lab Unspecifd			3	100%	3
PREMIER FAMILY AND SPORTS MEDICINE		2	1	33%	3
ALLIANCE FOR MULTISPECIALTY RESEARCH		3			3
CTRS			3	100%	3
CAMPAZZI CONCIERGE MEDICAL SERVICES		2	1	33%	3
DACH MAIN LAB			3	100%	3
NORTHEAST ALABAMA REGIONAL MEDICAL CENTER		2	1	33%	3
TENDER CARE ALF		3			3
WHOLE FAMILY HEALTH CENTER INC		2	1	33%	3
TREASURE COAST MEDICAL ASSOCIATES INC			3	100%	3
TARRANT COUNTY PUBLIC HEALTH		3			3
VAIL VALLEY MEDICAL CENTER			3	100%	3
URGENT CARE - OCONEE		2	1	33%	3
WESLEY CHAPEL INTERNAL MEDICINE AND PEDIATRICS			3	100%	3
CHARLOTTE CHD PORT CHARLOTTE		2	1	33%	3
VICAR'S LANDING NURSING HOME		2	1	33%	3
CONSOLIDATED LABORATORY SERVICES			3	100%	3
DICKSON MEDICAL ASSOCIATES PC PATH LAB		3			3
Fouraker Hills Rehab and Nursing			3	100%	3
MID FLORIDA PATHOLOGY LLC		3			3
KEY WEST URGENT CARE, INC		3			3
URGENT DOC - URGENT CARE CLINIC			3	100%	3
ELITE PRIMARY CARE OF WAYCROSS			3	100%	3

# COVID-19: testing by laboratory

Data through Dec 5, 2020 verified as of Dec 6, 2020 at 09:25 AM

Data in this report are provisional and subject to change.

The numbers in the table below represent the number of Florida and non-Florida residents for whom test results were received by the Department of Health. A person can be tested by more than one laboratory and can have both positive and negative results. **Therefore, the sum of the numbers in each column will be larger than the total number of people tested.**

Reporting lab	Inconclusive	Negative	Positive	Percent positive	Total
MEDICAL CENTER AFFILIATES WEST PALM			3	100%	3
FLORIDA DEPARTMENT OF HEALTH IN MIAMI DADE COUNTY		2	1	33%	3
HAWTHORNE INN OF LAKE LAND		3			3
FLORIDA ENDOSCOPY & SURGERY CTR LLC		3			3
ADVENT HEALTH - TIMBER RIDGE ER		2	1	33%	3
MARION PEDIATRICS PA		3			3
CROSSVILLE MEDICAL GROUP		1	2	67%	3
ERIE COUNTY PUBLIC HEALTH CLINICAL		3			3
HEALTHCARE NETWORK OF SOUTHWEST FLORIDA			3	100%	3
FAMILY MEDICINE AT HUNTERS CREEK		3			3
PANCARE HEALTH - WEWA ELEMENTARY			3	100%	3
BETTER MED URGENT CARE			3	100%	3
PHYSICIANS IMMEDIATE CARE ELGIN			3	100%	3
CORTLAND COUNTY HEALTH DEPARTMENT		3			3
CARL R DARNALL ARMY MEDICAL CENTER			3	100%	3
SEA LEVEL LABS			3	100%	3
EXETER HOSPITAL		3			3
MEDICAL CENTER ENTERPRISE			3	100%	3
SUPERIOR RESIDENCES AT CALA HILLS		3			3
NORTHWEST FLORIDA CLINICAL LAB		1	2	67%	3
HELIX MEDICAL CENTERS		1	2	67%	3
NEWSTAR MEDICAL LABORATORIES		3			3
NOVANT HEALTH PRESBYTERIAN		2	1	33%	3
CITIZENS BAPTIST MEDICAL CENTERS LAB		3			3
LEXINGTON MEDICAL CENTER		1	2	67%	3
SEMINOLE FAMILY HEALTH CENTER		3			3
MED LABS DIAGNOSTICS		3			3
FLORIDA CLINICAL LABORATORY - BIOREFERENCE LABORATORIES		2	1	33%	3
ASHTON PLACE		3			3
PUTNAM HOSPITAL CENTER LABORATORY		3			3
QUATRA COR PLLC		3			3
REELFOOT FAMILY WALK IN CLINIC		2	1	33%	3
ARDEN COURTS OF TAMPA		3			3
XPRESS URGENT CARE LLC		3			3
ILLINOIS DEPARTMENT OF PUBLIC HEALTH			3	100%	3
MEDEXPRESS URGENT CARE - SEMINOLE SQUAD		3			3
TERENCE B MITCHELL MD, INC			3	100%	3
VIDANT MEDICAL CENTER			3	100%	3
GREATER MOBILE URGENT CARE - SPRINGHILL			3	100%	3
PATHOLOGY REFERENCE LAB LLC			3	100%	3
WALK IN URGENT CARE			3	100%	3
CONSULATE HEALTH CARE AT WEST ALTAMONTE			3	100%	3
Bardmoor Oaks Healthcare and Rehabilitation Center		3			3
BIRMINGHAM VAMC		1	2	67%	3
Bainbridge Health and Rehab		3			3
BOROPARK URGENT CARE		3			3

# COVID-19: testing by laboratory

Data through Dec 5, 2020 verified as of Dec 6, 2020 at 09:25 AM

Data in this report are provisional and subject to change.

The numbers in the table below represent the number of Florida and non-Florida residents for whom test results were received by the Department of Health. A person can be tested by more than one laboratory and can have both positive and negative results. **Therefore, the sum of the numbers in each column will be larger than the total number of people tested.**

Reporting lab	Inconclusive	Negative	Positive	Percent positive	Total
COVENANT PEDIATRICS		1	2	67%	3
BETH ISRAEL MEDICAL CENTER LABS		3			3
MEDEXPRESS URGENT CARE - MONROE		3			3
WESTMINSTER SHORES			3	100%	3
COMMUNITY MEDICAL AND DENTAL CARE INC		3			3
PR HEALTH			3	100%	3
MARSHFIELD LABORATORIES			3	100%	3
INTERNAL MEDICINE LIPID AND WELNNESS PRACTICE			3	100%	3
ANN STORCK CENTER INC		3			3
CENTRAL FLORIDA PEDIATRIC URGENT CARE LLC		2	1	33%	3
UNIVERSITY OF MIAMI MILLER SCHOOL OF MEDICINE			3	100%	3
MANORCARE NURSING & REHABILITATION CENTER-NAPLES		3			3
SJH			3	100%	3
MONTANA DEPARTMENT OF PUBLIC HEALTH & HUMAN SERVICES			3	100%	3
DANIEL M LIBBY MD PLLC		3			3
KISSIMMEE URGENT CARE		3			3
Nashville Central Laboratory		3			3
PARRISH MEDICAL CENTER-WAIVED TESTING		3			3
AVANTE INVERNESS		1	2	67%	3
FLORIDA MEDICAL CLINIC IM MLK		3			3
IGENEX INC		3			3
TAMPA		1	2	67%	3
WINDER NURSING INC DBA WINDER HEALTH CARE		3			3
UNC HOSPITAL/MCLENDON CLINICAL LABORATORIES			3	100%	3
PERDIDO URGENT CARE			3	100%	3
MADISON COUNTY HEALTH DEPARTMENT		3			3
BEEBE MEDICAL CENTER LABORATORY		3			3
RELIANT ACUTE CARE			3	100%	3
LOYOLA UNIVERSITY MEDICAL CENTER LABORATORY			3	100%	3
LAFAYETTE NURSING AND REHAB			3	100%	3
NORTH SHORE HOSP. INFECTION CONTROL			3	100%	3
SENTARA NORFOLK GENERAL HOSPITAL CENTRAL LAB			3	100%	3
PUBLIC HEALTH TRUST OF MIAMI DADE COUNTY			3	100%	3
NORTHERN LIGHT LABORATORY		1	2	67%	3
CAREWELL URGENT CARE			3	100%	3
MAYO		1	2	67%	3
MPG JACKSONVILLE ATLANTIC BLVD		1	2	67%	3
YORK HOSPITAL - LABORATORY			3	100%	3
BARONESS ERLANGER HOSPITAL		3			3
MINUTECLINIC DIAGNOSTIC OF NORTH CAROLINA, PC		2	1	33%	3
VIERA PEDIATRICS			3	100%	3
ST LUKES HOSPITAL LABORATORY		2	1	33%	3
BELLIN HEALTH LAB		1	2	67%	3
ORLANDO REGIONAL HEALTH SERVICES		1	2	67%	3
MINUTECLINIC DIAGNOSTIC OF NEW JERSEY, LLC # 7069		3			3
GARDENS HEALTH NH LLC		3			3



# COVID-19: testing by laboratory

Data through Dec 5, 2020 verified as of Dec 6, 2020 at 09:25 AM

Data in this report are provisional and subject to change.

The numbers in the table below represent the number of Florida and non-Florida residents for whom test results were received by the Department of Health. A person can be tested by more than one laboratory and can have both positive and negative results. **Therefore, the sum of the numbers in each column will be larger than the total number of people tested.**

Reporting lab	Inconclusive	Negative	Positive	Percent positive	Total
NORTHSIDE HOSPITAL		2	1	33%	3
LEE MEMORIAL HEALTH SYSTEM		2	1	33%	3
MEDICAL CENTER OF THE ROCKIES			3	100%	3
MID-FLORIDA HEMATOLOGY AND ONCOLOGY CENTERS		2			2
WASHINGTON COUNTY HEALTH DEPARTMENT		1	1	50%	2
SPARROW CENTRAL LAB			2	100%	2
SOUTH DAKOTA DEPARTMENT OF HEALTH		2			2
FELICIDAD MEDICAL CENTER INC			2	100%	2
BETHPAGE EXTENDED HOURS CENTER		2			2
SCDHEC BUREAU OF LABORATORIES			2	100%	2
PruittHealth Lakehaven		2			2
RIVERVIEW MEDICAL CLINIC		2			2
PALM CITY NURSING AND REHAB CENTER			2	100%	2
BIOHEALTH MEDICAL LAB INC			2	100%	2
SUPERIOR RESIDENCES OF CLERMONT		2			2
Fort Gaines Health and Rehab		2			2
UNIVERSITY OF KANSAS MEDICAL CENTER			2	100%	2
AVALON PARK RETIREMENT RESIDENCE		2			2
UT AUSTIN UNIVERSITY HEALTH SERVICES			2	100%	2
ADVENTHEALTH EXPRESS CARE AT WALGREENS			2	100%	2
LODGE HEALTH AND REHABILITATION CENTER, THE		2			2
STEWART MELBOURNE HOSPITAL, INC			2	100%	2
SunTerrace Health Care Center		2			2
THE CLUB AT BOYNTON BEACH, LLC			2	100%	2
MEDEXPRESS URGENT CARE - TIMBERLAKE		2			2
HANOVER ENDOSCOPY CENTER		2			2
MEDICANA NURSING AND REHAB CENTER			2	100%	2
INSPIRIT SENIOR LIVING			2	100%	2
UK HEALTHCARE			2	100%	2
HOSPICE OF THE TREASURE COAST		1	1	50%	2
OHIO DEPARTMENT OF HEALTH LABORATORY		2			2
ADVICE FOR OPTIMAL WELLNESS			2	100%	2
GULF COAST REGIONAL MEDICAL CARE		2			2
CORNERSTONE MEDICAL CARE OF BRANDON		2			2
BAYMEADOWS PRIMARY CARE		2			2
GRAND VILLA OF MELBOURNE			2	100%	2
UNIVERSITY OF MISSOURI HEALTH CARE			2	100%	2
CARENOW URGENT CARE-DONELSON		2			2
NATIONAL JEWISH HEALTH			2	100%	2
BAPTIST HEALTHCARE - LAKEVIEW CENTER INC		2			2
NEMOURS CHILDREN'S PRIMARY CARE THE VILLAGES		2			2
THE VILLAGES HEALTH			2	100%	2
INTERNAL MEDICINE ASSOCIATES-DUNELLON			2	100%	2
Robert Cranfield			2	100%	2
SOUTHEAST GEORGIA HEALTH SYSTEM			2	100%	2
SWEETWATER NURSING CENTER		2			2

# COVID-19: testing by laboratory

Data through Dec 5, 2020 verified as of Dec 6, 2020 at 09:25 AM

Data in this report are provisional and subject to change.

The numbers in the table below represent the number of Florida and non-Florida residents for whom test results were received by the Department of Health. A person can be tested by more than one laboratory and can have both positive and negative results. **Therefore, the sum of the numbers in each column will be larger than the total number of people tested.**

Reporting lab	Inconclusive	Negative	Positive	Percent positive	Total
SPECTRUM HEALTH			2	100%	2
RENAISSANCE AT THE TERRACES		2			2
Elba Nursing and Rehabilitation Center, LLC		2			2
ACL LABORATORIES INDUSTRIAL TOXICOLOGY			2	100%	2
FAMILY CARE			2	100%	2
FIRST CARE - MIDDLESBORO			2	100%	2
VENICE GREEN VILLAGE		2			2
FLORIDA COMMUNITY HEALTH CENTERS, INC.			2	100%	2
GOLDSTEIN			2	100%	2
WISCONSIN STATE LABORATORY OF HYGIENE		1	1	50%	2
LIFE CARE CENTER OF PALM BAY		2			2
BRITO MEDICAL CENTER			2	100%	2
GUARDANT HEALTH		2			2
BERNHARDT LABORATORIES			2	100%	2
MAIN STREET MEDICAL CENTERS		2			2
MONTEFIORE MEDICAL CENTER LABS MONTEFIORE		1	1	50%	2
GINKGO-IXLAYER		2			2
PALMETTO FAMILY HEALTH CENTER			2	100%	2
JEFFERSON COUNTY HEALTH DEPARTMENT-MONTICELLO		2			2
MINUTE CLINIC			2	100%	2
ROCKEFELLER UNIVERSITY CLINICAL GENOMICS LABORATOR		2			2
PEACE RIVER MEDICAL CENTER		2			2
PREMIER MEDICAL LABORATORY			2	100%	2
PUTNAM COUNTY EMERGENCY RESCUE SERVICE		2			2
AMERICAN SCIENTIFIC LABORATORIES LLC			2	100%	2
ST. CLOUD PHARMACY AND WELLNESS CENTER		2			2
CROSS CITY REHABILITATION AND HEALTH CARE CENTER		2			2
CAPITAL HEALTH LABORATORY INC			2	100%	2
BERGEN COUNTY SURGICAL AND ENDOSCOPY CENTER		2			2
SOUTH FLORIDA FAMILY HEALTH & RESEARCH CTR			2	100%	2
IN AND OUT URGENT CARE			2	100%	2
CHAPPEL GROUP RESEARCH, THE		2			2
ASPIRUS RIVERVIEW HOSPITAL & CLINICS INC		1	1	50%	2
ST PETERSBURG PEDIATRICS-EAST BAY			2	100%	2
SANFORD REGIONAL HOSPITAL WORTHINGTON		2			2
ALLIANCE PEDIATRICS PA			2	100%	2
WALGREENS #05477		2			2
MEMORIAL HERMANN			2	100%	2
ST VINCENTS AMBULATORY CARE INC DBA			2	100%	2
PRIMARY CARE MEDICINE		1	1	50%	2
COVANCE			2	100%	2
HEART OF FLORIDA HEALTH CENTER INC			2	100%	2
JRS LABORATORY			2	100%	2
ALAN A SMITH MD LLC		2			2
ORANGE COUNTY HEALTH DEPARTMENT		1	1	50%	2
COMPREHENSIVE CLINICAL RESEARCH, LLC			2	100%	2

# COVID-19: testing by laboratory

Data through Dec 5, 2020 verified as of Dec 6, 2020 at 09:25 AM

Data in this report are provisional and subject to change.

The numbers in the table below represent the number of Florida and non-Florida residents for whom test results were received by the Department of Health. A person can be tested by more than one laboratory and can have both positive and negative results. **Therefore, the sum of the numbers in each column will be larger than the total number of people tested.**

Reporting lab	Inconclusive	Negative	Positive	Percent positive	Total
NEMOURS CHILDREN'S URGENT CARE			2	100%	2
ST. JOSEPH REGIONAL MEDICAL CENTER			2	100%	2
UNIVERSITY OF ILLINOIS HOSPITAL			2	100%	2
ALOHA HOME CARE LLC DBA ACCENTCARE HOME HEALTH OF		2			2
Lake Charles Healthcare LLC dba Landmark Lake Charles			2	100%	2
AUSTIN REGIONAL CLINIC MICROBIOLOGY LAB			2	100%	2
FIRST CHOICE MEDICAL PC			2	100%	2
SUMNER REGIONAL MEDICAL CENTER		2			2
UNITED MEMORIAL MEDICAL CENTER			2	100%	2
HAWAII DEPARTMENT OF HEALTH			2	100%	2
ADVANCED RESEARCH FOR HEALTH IMPROVEMENT		1	1	50%	2
EMORY UNIVERSITY HOSPITAL			2	100%	2
87TH MEDICAL GROUP - MCGUIRE AMBULATORY CARE FACILITY		2			2
DEKALB MEDICAL CENTER LABORATORY			2	100%	2
FLORIDA HOSPITAL LABORATORIES		2			2
WYOMING DEPT OF HEALTH			2	100%	2
DELAWARE DIAGNOSTICS LABS			2	100%	2
ADVANCED PEDIATRICS OF BOCA LLC			2	100%	2
MINUTECLINIC DIAGNOSTIC OF VIRGINIA, LLC #1656		2			2
BRANDYWYNE HEALTH CARE CENTER			2	100%	2
MEDFIRST URGENT CARE			2	100%	2
VERILY LAB		2			2
PEDIATRIC HEALTH CARE (3577)		1	1	50%	2
CRUC CMCH-COVID-19		2			2
ST. MARY'S MEDICAL CENTER EVANSVILLE, INC			2	100%	2
CRESTVIEW IMMEDIATE CARE LL			2	100%	2
COMMONS AT ORLANDO LUTHERAN TOWERS SNF			2	100%	2
PEPIN ACADEMIES-PASCO		2			2
JACKSON LABORATORY OF GENOMIC MEDICINE		2			2
CHEROKEE COUNTY HEALTH AND REHAB CENTER		2			2
NORTH DAKOTA DEPT OF HEALTH MICROBIOLOGY			2	100%	2
TENNESSEE DEPARTMENT OF HEALTH (TDH) - REGIONAL LABORATORY			2	100%	2
LIFE CARE HOME HEALTH SERVICES LLC			2	100%	2
KINDRED HOSPITAL CENTRAL TAMPA BLOOD GAS		2			2
NATIONWIDE LABORATORY SERVICES		1	1	50%	2
KENTUCKY CABINET FOR HEALTH AND FAMILY SERVICES			2	100%	2
PIEDMONT HOSPITAL LAB			2	100%	2
SUNNYSIDE MANOR		2			2
CARE ONE PRIMARY CARE			2	100%	2
VAULT HEALTH			2	100%	2
CROSSROADS			2	100%	2
OKLAHOMA STATE DEPARTMENT OF HEALTH-PUBLIC HEALTH LABORATORY			2	100%	2
MONROE COUNTY HEALTH DEPARTMENT			2	100%	2
MAWD PATHOLOGY GROUP			2	100%	2
MC DIAGNOSTIC OF CONNECTICUT PC #459		2			2
SURFSIDE URGENT CARE			2	100%	2

# COVID-19: testing by laboratory

Data through Dec 5, 2020 verified as of Dec 6, 2020 at 09:25 AM

Data in this report are provisional and subject to change.

The numbers in the table below represent the number of Florida and non-Florida residents for whom test results were received by the Department of Health. A person can be tested by more than one laboratory and can have both positive and negative results. **Therefore, the sum of the numbers in each column will be larger than the total number of people tested.**

Reporting lab	Inconclusive	Negative	Positive	Percent positive	Total
FHPG FAMILY MEDICAL CENTER OF TAMPA BAY		1	1	50%	2
MINUTECLINIC DIAGNOSTIC OF PA LLC		2			2
ADVANCED URGENT CARE LLC			2	100%	2
BAPTIST HEALTH MEDICAL CENTER			2	100%	2
JULIE STAATS DO		2			2
CLINICA HISPANIA			2	100%	2
ST LUKES HOSPITAL			2	100%	2
MD NOW URGENT CARE CENTER INC.			2	100%	2
KR at Hillsborough Lakes/Lutz Healthcare		2			2
ESTATES MEDICAL CENTER INC			2	100%	2
DEPT OF HEALTH			2	100%	2
NOVADIX		2			2
WALGREENS #13605		2			2
UNIVERSITY OF MARYLAND MEDICAL CENTER			2	100%	2
FLORIDA CLINICAL LABORATORY INC			2	100%	2
AMERICAN MEDICAL LABORATORIES			2	100%	2
DALLAS MEDICAL CENTER			2	100%	2
CPL LABS			2	100%	2
YOUTH AND YOU, INC		2			2
GENETIC ASSAYS INC			2	100%	2
FAMILY HEALTH CENTER			2	100%	2
MORRISTOWN MEMORIAL HOSPITAL		2			2
BNC Medical Investors, LLC Berrien Nursing & Rehabilitation Center		2			2
PINECREST PEDIATRICS GROUP LLC			2	100%	2
MORGAN STANLEY HEALTH CENTER		2			2
HCR MANOR CARE SERVICES OF FLORIDA III INC		2			2
BAYLOR COLLEGE OF MEDICINE			2	100%	2
KINGS BAY PEDIATRICS LLC			2	100%	2
MEDICAL CENTER LABORATORY			2	100%	2
BROOKDALE ORANGE PARK		2			2
ISLAND DOCTORS DAYTONA			2	100%	2
MINUTE CLINIC DIAGNOSTIC OF PENNSYLVANIA		2			2
VILLA HEALTH NH LLC			2	100%	2
MAGNOLIA PEDIATRICS GROUP LLC			2	100%	2
ORLANDO ORTHOPAEDIC OUTPATIENT SURGERY CENTER			2	100%	2
TIEHH BIOTERRORISM RESPONSE LAB			2	100%	2
PREMIER LABORATORY SERVICES, LLC			2	100%	2
MEDICINE SHOPPE #1306 THE		1	1	50%	2
OHIO DEPARTMENT OF HEALTH			2	100%	2
MEDEXPRESS URGENT CARE - ROBINSON TWP, STEUBENVILLE PIKE		2			2
ALLIED PHYSICIANS GROUP PLLC		2			2
SCIENTIA DIAGNOSTICS			2	100%	2
UTMB PATHOLOGY CLINICAL SERVICES LABORATORY			2	100%	2
DEPARTMENT OF HEALTH AND HUMAN SERVICES DIVISION OF BEHAVIORAL HEALTH		1	1	50%	2
ADVENTHEALTH CAR CENTER APOPKA			2	100%	2
CVS MINUTE CLINIC DIAGNOSTIC OF KANSAS, PA		2			2

# COVID-19: testing by laboratory

Data through Dec 5, 2020 verified as of Dec 6, 2020 at 09:25 AM

Data in this report are provisional and subject to change.

The numbers in the table below represent the number of Florida and non-Florida residents for whom test results were received by the Department of Health. A person can be tested by more than one laboratory and can have both positive and negative results. **Therefore, the sum of the numbers in each column will be larger than the total number of people tested.**

Reporting lab	Inconclusive	Negative	Positive	Percent positive	Total
JOHN D. ARCHBOLD MEM. HOSPITAL			2	100%	2
MINUTECLINIC DIAGNOSTIC OF TEXAS		2			2
WHITESANDS OUTPATIENT TREATMENT		2			2
COASTAL MEDICAL LAB			2	100%	2
MADISON HOSPITAL LABORATORY			2	100%	2
ARKANSAS DEPARTMENT OF HEALTH			2	100%	2
Heritage Park Rehabilitation & Healthcare		2			2
DRR JMC URGENT CARE DONALD ROSS			2	100%	2
PINARD HOME HEALTH SERVICES INC			2	100%	2
ST VINCENT'S ST CLAIR		1	1	50%	2
CHESTERFIELD HEALTHCARE GROUP, INC		2			2
UT PATH			2	100%	2
VIGILINT HEALTHCARE		1	1	50%	2
EAST NAPLES PEDIATRICS			2	100%	2
VALDOSTA FAMILY MEDICINE			2	100%	2
MEMORIAL HERMANN CONSOLIDATED LABORATORY SERVICES			2	100%	2
NEW GEN LABS			2	100%	2
COL CROSSROAD		1	1	50%	2
VIRGINIA DEPT OF HEALTH OFFICE OF EPIDEMIOLOGY			2	100%	2
LAB CORP OF AMER SAN DIEGO			2	100%	2
SPECTRA LABS		1	1	50%	2
WOMENS CARE FLORIDA LLC-LABORATORY		2			2
IMA MEDICAL CENTER		2			2
RAINBOW PEDIATRIC CENTER PA		1	1	50%	2
Lakeside Oaks Care Center			2	100%	2
SPECIALTY LABORATORIES			2	100%	2
CVS MINUTE CLINIC DIAG OF IND LLC #5206		1	1	50%	2
ALVERNO CLINICAL LABORATORIES			2	100%	2
BROOKDALE SENIOR LIVING			2	100%	2
URGENT TEAM - HUNTSVILLE		2			2
SPRINGS MEDICAL LAB		1	1	50%	2
COVID PROCESSING SITE			2	100%	2
MINUTE-CLINIC DIAGNOSTIC OF VIRGINIA, LLC #2003		1	1	50%	2
BFT LAB			2	100%	2
BAYSTATE MEDICAL CENTER		1	1	50%	2
ATLAS GENOMICS			2	100%	2
NEW BRIDGE MEDICAL CENTER		2			2
PRINCETON BMC LABORATORY		2			2
UNIVERSITY OF WASHINGTON MEDICAL CENTER (UWMC) EMERGENCY DEPT.			2	100%	2
PALMS, THE		2			2
PTC LABORATORIES			2	100%	2
WISE HEALTH SYSTEM		1	1	50%	2
Broadview Multi-Care Center		2			2
SIGNATURE HEALTHCARE OF MIDDLEBURG		2			2
DOCTORS HOSPITAL RENAISSANCE			2	100%	2
Church Creek SNF			2	100%	2

# COVID-19: testing by laboratory

Data through Dec 5, 2020 verified as of Dec 6, 2020 at 09:25 AM

Data in this report are provisional and subject to change.

The numbers in the table below represent the number of Florida and non-Florida residents for whom test results were received by the Department of Health. A person can be tested by more than one laboratory and can have both positive and negative results. **Therefore, the sum of the numbers in each column will be larger than the total number of people tested.**

Reporting lab	Inconclusive	Negative	Positive	Percent positive	Total
UW HOSPITAL AND CLINICS		1	1	50%	2
ADVANCED MEDICAL CARE			2	100%	2
SUNSHINE URGENT CARE LLC			2	100%	2
ADVENTHEALTH MEDICAL GROUP PEDIATRICS AT		1	1	50%	2
PEACEHEALTH CENTRAL		2			2
LEGACY LABORATORY SERVICES			2	100%	2
MINUTECLINIC DIAGNOSTIC OF NORTH CAROLINA PC #7054		2			2
SHANDS AT LAKE SHORE LAB			2	100%	2
CELEBRATION PEDIATRICS			2	100%	2
MEDSTAR HARBOR HOSPITAL			2	100%	2
CALIFORNIA DEPARTMENT OF PUBLIC HEALTH			2	100%	2
INSPIRA MEDICAL CENTER VINELAND LAB		2			2
ASCENSION ST VINCENT'S RIVERSIDE			2	100%	2
JOHNSON CITY MEDICAL CENTER		1	1	50%	2
OURMED		2			2
LEON MEDICAL CENTERS, LLC			2	100%	2
CUMBERLAND MEDICAL CENTER INC		2			2
BENTON PEDIATRICS		2			2
CURATIVE CARE CENTER INC			2	100%	2
ADVENTIST HEALTH SYSTEM FLORIDA DEPT OF HEALTH		1	1	50%	2
Alden Des Plaines			2	100%	2
UNIVERSITY HOSPITAL OF BROOKLYN		2			2
PM PEDIATRICS OF BAYSIDE, PLLC - MANHASSET		2			2
NORTON IMMEDIATE CARE CENTER - PRESTON			2	100%	2
YORKVILLE PEDIATRIC URGENT CARE		2			2
SUNSHINE ASSISTED LIVING		2			2
NURSING PLUS OF BROWARD LLC		1	1	50%	2
NAVAL MEDICAL CENTER SAN DIEGO			2	100%	2
MAGNOLIA ADULT, LLC			2	100%	2
SARASOTA MEMORIAL MEDICAL URGENT CARE CENTER			2	100%	2
CENTERPLACE HEALTH, INC			2	100%	2
MINUTECLINIC DIAGNOSTIC OF TEXAS, LLC #7435		2			2
PHYSICIANS MEDICAL CENTER		2			2
PHYSICIANS LABORATORY SERVICES			2	100%	2
CDRX INFUSION			2	100%	2
INTERNAL MEDICINE ASSOCIATES PA		2			2
SYLVAN NURSING			2	100%	2
MINUTECLINIC DIAGNOSTIC OF TEXAS, LLC		2			2
PROPATH			2	100%	2
ORLANDO LUTHERAN TOWERS		1	1	50%	2
STEBEN COUNTY PUBLIC HEALTH		2			2
WEISS PEDIATRIC CARE LLC		2			2
INA		1	1	50%	2
Cleveland Clinic Weston			2	100%	2
Lakeview Village		2			2
LOWELL GENERAL HOSPITAL			2	100%	2

# COVID-19: testing by laboratory

Data through Dec 5, 2020 verified as of Dec 6, 2020 at 09:25 AM

Data in this report are provisional and subject to change.

The numbers in the table below represent the number of Florida and non-Florida residents for whom test results were received by the Department of Health. A person can be tested by more than one laboratory and can have both positive and negative results. **Therefore, the sum of the numbers in each column will be larger than the total number of people tested.**

Reporting lab	Inconclusive	Negative	Positive	Percent positive	Total
LIFEHOPE LABS			2	100%	2
ADIRONDACK MEDICAL CENTER		2			2
HOUSTON HEALTH DEPARTMENT - BUREAU OF LABORATORY SERVICES			2	100%	2
FAST PACE MEDICAL CLINIC		2			2
Greystone Nursing and Rehab, LLC			2	100%	2
MINUTECLINIC DIAGNOSTIC OF OHIO #6192		2			2
SUNCOAST BLOOD BANK			2	100%	2
PM PEDIATRICS OF BAYSIDE PLLC - HOPEWELL JUNCTION		2			2
ENTRUST IMMEDIATE CARE			2	100%	2
TMH EC NORTHEAST LABORATORY			2	100%	2
SMOKY MOUNTAIN URGENT CARE AND FAMILY MEDICINE CENTER			2	100%	2
Magnolia Health and Rehab Center			2	100%	2
NLC LABS			2	100%	2
FLORIDA HOSPITAL PHYSICIAN GROUP		1	1	50%	2
BREVARD HEALTH ALLIANCE INC, THE			2	100%	2
PRECISION DIAGNOSTIC INC		2			2
ADVANCED PEDIATRICS			2	100%	2
PALOS COMMUNITY HOSPITAL LABORATORY			2	100%	2
EXPRESSCARE URGENT CARE CENTER			2	100%	2
FEDERAL CORRECTIONAL INSTITUTION MARIANNA			2	100%	2
SHORE MEDICAL CENTER		2			2
MEDEXPRESS URGENT CARE - TULSA, S YALE AVE		2			2
CELEBRATION PEDIATRICS PA			2	100%	2
NOVA SOUTHEASTERN UNIVERSITY - STUDENT MEDICAL CTR			2	100%	2
SOUTHWEST ORLANDO FAMILY MEDICINE, PL			2	100%	2
PM PEDIATRICS OF BAYSIDE PLLC		2			2
UNIVERSITY OF MICHIGAN		2			2
LAKE MARY HEALTH AND REHABILITATION CENTER		1	1	50%	2
COMMONWEALTH OF MASSACHUSETTS			2	100%	2
NAVAL BRANCH MEDICAL CLINIC			2	100%	2
TERRACE AT HOBE SOUND, THE		1	1	50%	2
TRUE HEALTH INC			2	100%	2
DMC UNIVERSITY LABORATORIES		1	1	50%	2
KINGS COUNTY HOSPITAL CENTER			2	100%	2
Stratford Court of Palm Harbor		2			2
CVS MINUTE CLINIC DIAGNOSTIC OF TEXAS		2			2
JUPITER INTERNAL MEDICINE AND ASSOCIATES			2	100%	2
COLLIER BLVD HMA PHYSICIAN MANAGEMENT,, LLC			2	100%	2
CVS MINUTE CLINIC DIAGNOSTIC OF TEXAS LLC		2			2
FLAGLER PROFESSIONAL HEALTH CAE SERVICES INC		2			2
REGENCY OAKS HEALTH CENTER		2			2
University Center East			2	100%	2
TALLAHASSEE MEMORIAL HEALTHCARE FAMILY MED RESIDENCY			2	100%	2
MINUTECLINIC, LLC #03268		2			2
SCIENTIFIC LABORATORY COMPANY		2			2
THE PALMS REHABILITATION AND HEALTHCARE CENTER		2			2

# COVID-19: testing by laboratory

Data through Dec 5, 2020 verified as of Dec 6, 2020 at 09:25 AM

Data in this report are provisional and subject to change.

The numbers in the table below represent the number of Florida and non-Florida residents for whom test results were received by the Department of Health. A person can be tested by more than one laboratory and can have both positive and negative results. **Therefore, the sum of the numbers in each column will be larger than the total number of people tested.**

Reporting lab	Inconclusive	Negative	Positive	Percent positive	Total
FLORIDA PRIMARY & SPECIALTY CARE		2			2
TRINITAS REGIONAL MEDICAL CENTER		1	1	50%	2
MINUTE CLINIC LLC #5706		1	1	50%	2
REGIONS HOSPITAL LABORATORY			2	100%	2
FLORIDA KEYS PED & ADOLES CTR			2	100%	2
THE HOSPITAL OF PROVIDENCE EMERGENCY ROOM			2	100%	2
LEESBURG COMMUNITY HEALTH CENTERS			2	100%	2
ADVENTIST HINSDALE HOSPITAL LABORATORY			2	100%	2
VANAYER HEALTHCARE AND REHAB CENTER		2			2
REMISE OCCUPATIONAL HEALTH SOLUTIONS INC			2	100%	2
LAKELAND HILLS CENTER		1	1	50%	2
COOK HOSPITAL AND CARE CENTER		1	1	50%	2
RELIANT IMMUNE DIAGNOSTICS			2	100%	2
MOBIL LAB FOR ALL INC		2			2
MINUTE-CLINIC DIAGNOSTIC OF VIRGINIA, LLC #794		2			2
JUPITER MEDICAL CENTER URGENT CENTER			2	100%	2
MEDICAL CENTER AT OCEAN REEF,THE		2			2
MAILBOX DIAGNOSTICS		1	1	50%	2
PALM MEDICAL CENTER - PLANT CITY		2			2
ADVOCATE SHERMAN HOSPITAL			2	100%	2
LUTHERAN HAVEN ASSISTED LIVING		2			2
ADVENTHEALTH SEBRING- INFECTION CONTROL DEPARTMENT			2	100%	2
AVANTE AT OCALA INC			2	100%	2
Workmens Circle Multicare Center		2			2
RAINY LAKE MEDICAL CENTER			2	100%	2
Hialeah Nursing And Rehabilitation Center			2	100%	2
DYNAMIC HEALTH CENTERS INC			2	100%	2
SKIPPACK MEDICAL LAB			2	100%	2
CARESPOT EXPRESS HEALTHCARE			2	100%	2
FLORIDA MEDICAL CLINIC -INTERNAL MED DADE CITY			2	100%	2
TELEVISIT PALM BAY FAMILY PRACTICE			2	100%	2
MEMORIAL SLOAN KETTERING CANCER CENTER		1	1	50%	2
STEWART ST ELIZABETH MEDICAL CENTER			2	100%	2
CEDARS-SINAI MEDICAL CENTER			2	100%	2
REHABILITATION CENTER AT JUPITER GARDENS		2			2
TRICORE REFERENCE LABORATORY		1	1	50%	2
IMIC INC RESEARCH			2	100%	2
ADVICE FOR OPTIMAL WELLNESS, INC			2	100%	2
RAPID CITY RUGENT CARE			2	100%	2
PLASMA MED RESEARCH DBA		2			2
NCHD		1	1	50%	2
SINAI PLAZA NURSING AND REHAB CENTER			2	100%	2
VALLEY BAPTIST MEDICAL CENTER: BROWNSVILLE			2	100%	2
ROANE MEDICAL CENTER		1	1	50%	2
FLORIDA MEDICAL CENTER OF CLEARWATER		2			2
SACRED HEART HOSPITAL ON THE EMERALD			2	100%	2



# COVID-19: testing by laboratory

Data through Dec 5, 2020 verified as of Dec 6, 2020 at 09:25 AM

Data in this report are provisional and subject to change.

The numbers in the table below represent the number of Florida and non-Florida residents for whom test results were received by the Department of Health. A person can be tested by more than one laboratory and can have both positive and negative results. **Therefore, the sum of the numbers in each column will be larger than the total number of people tested.**

Reporting lab	Inconclusive	Negative	Positive	Percent positive	Total
NEBRASKA MEDICAL CENTER			2	100%	2
VIRTUA MEMORIAL HOSPITAL BURLINGTON COUNTY			2	100%	2
BAY COUNTY HEALTH DEPARTMENT		2			2
MEDEXPRESS URGENT CARE - BENTON HARBOR		2			2
CARE 365			2	100%	2
NEW YORK STATE DEPARTMENT OF HEALTH		1	1	50%	2
MARCO ISLAND HOSPITAL INC D/B/A		1	1	50%	2
CITRUS PARK			2	100%	2
CULLMAN REGIONAL MEDICAL CENTER		2			2
DISCOVERY VILLAGE AT THE FORUM		2			2
APOLLO SURGERY CENTER			2	100%	2
TGH Brandon Healthplex Laboratory			2	100%	2
WHOLE CHILD PEDIATRICS			2	100%	2
MAIN STREET MEDICAL CENTER OF CRESTVIEW PA			2	100%	2
MEDEXPRESS URGENT CARE - BLOOMINGTON		2			2
RIO PINAR HEALTH CARE			2	100%	2
IN & OUT URGENT CARE METAIRIE			2	100%	2
GEISINGER MEDICAL CENTER		2			2
PINELLAS POINT NURSING AND REHAB			2	100%	2
PELICAN LANDING		1	1	50%	2
CLINICAL LABORATORIES OF THE BUFFALO		2			2
RIVERWOOD CENTER,THE			2	100%	2
NORTHWELL HEALTH			2	100%	2
JEFFERSON WASHINGTON TOWNSHIP HOSPITAL		2			2
SOUTHSIDE FAMILY MEDICAL		2			2
ADVANCED URGENT CARE CENTER OF THE UPPER KEYS			2	100%	2
Alden Terrace of McHenry			2	100%	2
JOHNNIE RUTH CLARKE LAB			2	100%	2
URGENT MED INC		1	1	50%	2
LAKELAND REGIONAL HEALTH		2			2
SPRING HILL REGIONAL HOSPITAL			2	100%	2
PARADIGM LABORATORIES			2	100%	2
FLORIDA MEDICAL CLINIC RADIOLOGY DALE MABRY		2			2
TRUE HEALTH- HOFFNER		2			2
FLORIDA MEDICAL CLINIC CARDIOLOGY-ZH			2	100%	2
BMC/JACSONVILLE		1	1	50%	2
HOME ACCESS HEALTH			2	100%	2
INNOVATIVE COVID-DIVERSEY			2	100%	2
LIFT HEALTH		2			2
PEDIATRICS AND ADOLESCENT MEDICINE		2			2
STARR COUNTY MEMORIAL HOSPITAL			2	100%	2
STUDENT HEALTH SERVICES			2	100%	2
NOT GIVEN		1	1	50%	2
PULSE & REMEDY LLC			2	100%	2
DOTHAN WEST FAMILY MEDICINE		1	1	50%	2
GALEN BAYLOR EXTENSION		2			2

# COVID-19: testing by laboratory

Data through Dec 5, 2020 verified as of Dec 6, 2020 at 09:25 AM

Data in this report are provisional and subject to change.

The numbers in the table below represent the number of Florida and non-Florida residents for whom test results were received by the Department of Health. A person can be tested by more than one laboratory and can have both positive and negative results. **Therefore, the sum of the numbers in each column will be larger than the total number of people tested.**

Reporting lab	Inconclusive	Negative	Positive	Percent positive	Total
MERCY HEALTH LAB		1	1	50%	2
UC CORAL GABLES			2	100%	2
CONEMAUGH MEMORIAL MEDICAL CENTER		2			2
ROSS MEDICAL GROUP			2	100%	2
AFFORDABLE PRIMARY CARE LLC		2			2
URGENT CARE & FAMILY PRACTICE CENTER			2	100%	2
FLORIDA HEALTH CARE PLANS STIRLING CENTER			2	100%	2
LACORP		1	1	50%	2
ADVENTHEALTH EAST ORLANDO EMPLOYEE CLINIC		2			2
CORAL REEF NURSING & REHABILITATION CENTER		2			2
Okeechobee Health Care Facility		2			2
ARLINGTON DIALYSIS CENTER LLC		2			2
POINT OF CARE PRIVATE HEALTH MANAGEMENT			2	100%	2
DOCTOR 4 U CLINIC			2	100%	2
CARENOW-LEBANON		1	1	50%	2
FLORIDA DEPARTMENT OF HEALTH WASHINGTON COUNTY		1	1	50%	2
FL DEPT OF HEALTH MARION COUNTY MOBILE HEALTH UNIT			2	100%	2
ELMHURST MEMORIAL HOSPITAL			2	100%	2
CLEAR LAKE REGIONAL MEDICAL CENTER			2	100%	2
INTEGRITY CLINICAL RESEARCH CENTER INC		1	1	50%	2
DELCARE PA			2	100%	2
Enterprise Health and Rehabilitation Center		2			2
PUBLIC HEALTH LABORATORY	1		1	50%	2
ASCENSION ST MICHAEL'S HOSPITAL LAB		1	1	50%	2
RUSSELL MEDICAL CENTER		2			2
ORLANDO FAMILY MEDICAL INC		2			2
CONSULATE HEALTH CARE		1	1	50%	2
EASTLAKE MEDICAL CENTER		2			2
MOBILE COUNTY HEALTH DEPARTMENT		1	1	50%	2
CERTIVIA LABORATORIES			2	100%	2
NORTHEAST TEXAS DIALYSIS		1			1
SELF REGIONAL HEALTHCARE			1	100%	1
NORTH SHORE MEDICAL CENTER - SALEM HOSPITAL			1	100%	1
UMHC HOLLYWOOD LABORATORY			1	100%	1
TMH PHYSICIAN PARTNERS			1	100%	1
MERITER LABORATORIES			1	100%	1
ATRIA TAMARAC			1	100%	1
PROGRESS PHARMACY INC			1	100%	1
MISSION HOSPITAL			1	100%	1
MAYO CLINICAL LABORATORIES		1			1
INDIAN RIVER CLINICAL LABORATORY, INC.		1			1
ADVENTHEALTH IMAGING LAKE NONA			1	100%	1
BAPTIST HOSPITAL LABORATORY			1	100%	1
BRANDON OUTREACH CLINIC			1	100%	1
UNIVERSITY OF IOWA HOSPITALS & CLINICS			1	100%	1
CLINICAL LABORATORY		1			1

# COVID-19: testing by laboratory

Data through Dec 5, 2020 verified as of Dec 6, 2020 at 09:25 AM

Data in this report are provisional and subject to change.

The numbers in the table below represent the number of Florida and non-Florida residents for whom test results were received by the Department of Health. A person can be tested by more than one laboratory and can have both positive and negative results. **Therefore, the sum of the numbers in each column will be larger than the total number of people tested.**

Reporting lab	Inconclusive	Negative	Positive	Percent positive	Total
GRAND VIEW HOSPITAL			1	100%	1
LSU MEDICAL CENTER			1	100%	1
DEPARTMENT OF HEALTH/ NEW YORK			1	100%	1
AMD			1	100%	1
PARTNERS IN PRIMARY CARE		1			1
BERKSHIRE MEDICAL CENTER			1	100%	1
FLORIDA HOSPITAL ORMOND BEACH			1	100%	1
BEAUMONT HOSPITAL, GROSSE POINTE			1	100%	1
NEW ERA HEALTH CENTER INC		1			1
TRAVIS LEE THOMPSON MD			1	100%	1
ROAN DRUG COMPANY LLC		1			1
Avanti Wellness and Rehab			1	100%	1
ST GERARD'S COMMUNITY OF CARE		1			1
HERNANDO COUNTY HEALTH DEPT			1	100%	1
ADVANCED URGENT CARE OF MARATHON			1	100%	1
COOPER CLINIC			1	100%	1
Redwood Springs Healthcare			1	100%	1
EXCEL URGENT CARE OF NJ			1	100%	1
SUNCOAST COMMUNITY HEALTH CENTERS INC		1			1
QUEST DIAGNOSTICS CLINICAL LABORATORIES INC		1			1
MADISON AT OVIEDO			1	100%	1
ManorCare Rehabilitation Center- Decatur		1			1
ADVANCED URGENT CARE PLLC		1			1
MINUTECLINIC LLC # 3930			1	100%	1
FAMILY MEDICINE AT WINTER PARK			1	100%	1
PEACHEALTH LABORATORIES		1			1
BOLLES SCHOOL, THE			1	100%	1
WINCHESTER HOSPITAL			1	100%	1
NEMOURS CHILDREN'S PRIMARY CARE, ST CLOUD			1	100%	1
Garden Isle Healthcare and Rehabilitation Center		1			1
DEACONESS URGENT CARE CENTER			1	100%	1
BLOOMINGDALE PEDIATRIC ASSOCIATES PA			1	100%	1
ST MARY'S OF SAGINAW		1			1
BAYFRONT HEAL WOUND CARE AND HYPERBARIC CENTER			1	100%	1
HEALTH PLUS SUNRISE MEDICAL OFFICE			1	100%	1
LABORATORIO MEDICO CENTRAL CONDOMINO MD			1	100%	1
MEDEXPRESS - NEW CASTLE, DUPONT HWY		1			1
WALGREENS #01398			1	100%	1
MEDEXPRESS URGENT CARE - PRINCETON		1			1
CVS MINUTE CLINIC DIAGNOSTIC OF VIRGINIA		1			1
COMMONWEALTH OF VIRGINIA DIVISION OF CONSOLIDATED LABORATORY SERVICES			1	100%	1
Integrity Healthcare of Carbondale			1	100%	1
PENSACOLA PEDIATRICS MILTON			1	100%	1
NORTH SHORE HEMATOLOGY-ONCOLOGY ASSOCI		1			1
WILTON MANORS HEALTH & REHABILITATION CENTER			1	100%	1
MEDFAST URGENT CARE CENTERS, LLC		1			1

# COVID-19: testing by laboratory

Data through Dec 5, 2020 verified as of Dec 6, 2020 at 09:25 AM

Data in this report are provisional and subject to change.

The numbers in the table below represent the number of Florida and non-Florida residents for whom test results were received by the Department of Health. A person can be tested by more than one laboratory and can have both positive and negative results. **Therefore, the sum of the numbers in each column will be larger than the total number of people tested.**

Reporting lab	Inconclusive	Negative	Positive	Percent positive	Total
MEDEXPRESS URGENT CARE - ANDERSON		1			1
CLAY PRIMARY & FAMILY CARE LLC			1	100%	1
DOCTORS CARE - GREER		1			1
OCALA FAMILY MEDICAL CENTER		1			1
TREASURE COAST PRIMARY CARE		1			1
HACKENSACK UNIVERSITY MEDICAL CENTER		1			1
BEAUFORT MEMORIAL			1	100%	1
MORGAN STANLEY HEALTH CENTER		1			1
ILLINOIS DEPT OF PUBLIC HEALTH LABS			1	100%	1
PRESBYTERIAN HOME		1			1
ARNOLD PALMER HOSPITAL LAB POCT		1			1
ELITE CARE			1	100%	1
Crowne Place Assisted Living		1			1
MORNINGSIDE NURSING AND REHABILITATION		1			1
BODYK			1	100%	1
MOUNT SINAI COMPREHENSIVE CANCER CENTER			1	100%	1
MEDEXPRESS - BLOOMIN BRANDS			1	100%	1
COMMUNICABLE DISEASE CONTROL/PUBLIC HEALTH EMERGENCY PREPAREDNESS			1	100%	1
DAVENPORT PEDIATRICS CLERMONT PA		1			1
OAK HAVEN REHAB AND NURSING CENTER			1	100%	1
LAKE REGIONAL HEALTH			1	100%	1
ADVENT HEALTH - OWASA			1	100%	1
COSTCO PHARMACY #1023			1	100%	1
ALL PEDIATRIC CARE PA			1	100%	1
CONVENIENT MEDICAL AND HEALTH SERVICES			1	100%	1
MAYO CLINIC OUTPATIENT DIALYSIS CENTER			1	100%	1
FRASER MEMORIAL HOSPITAL			1	100%	1
DE TAR HOSPITAL			1	100%	1
FAMILY PRACTICE ASSOCIATES		1			1
UMASS MEMORIAL MEDICAL CENTER, INC		1			1
CARESPOT URGENT CARE		1			1
Metairie Healthcare Center			1	100%	1
BOSTON MEDICAL CENTER			1	100%	1
PROVIDENCE ST PETER HOSPITAL		1			1
PCR DIAGNOSTICS			1	100%	1
BASCOM PALMER-MICRO LAB			1	100%	1
AUGUSTA HEALTH CLINICAL LABORATORY			1	100%	1
HOUSTON DEPARTMENT OF HEALTH AND HUMAN SERVICES			1	100%	1
WEST COAST CLINICAL LABS INC			1	100%	1
DIAGNOSTIC & MEDICAL SPECIALISTS OF GREENWICH		1			1
Avera Sr. James Care Center		1			1
Village Crest Center for Health & Rehabilitation		1			1
CHP COVID-19 (TX)			1	100%	1
URGENT CARE OF FORT LAUDERDALE INC			1	100%	1
THE CHILDREN'S HOSPITAL OF PHILADELPHIA		1			1
STANFORD HEALTH CARE ANATOMIC PATHOLOGY & CLINICAL LAB			1	100%	1

# COVID-19: testing by laboratory

Data through Dec 5, 2020 verified as of Dec 6, 2020 at 09:25 AM

Data in this report are provisional and subject to change.

The numbers in the table below represent the number of Florida and non-Florida residents for whom test results were received by the Department of Health. A person can be tested by more than one laboratory and can have both positive and negative results. **Therefore, the sum of the numbers in each column will be larger than the total number of people tested.**

Reporting lab	Inconclusive	Negative	Positive	Percent positive	Total
DOCTORS CARE OF PALM COAST			1	100%	1
NATION'S BEST CARE HOME HEALTH			1	100%	1
ONPOINT URGENT CARE			1	100%	1
SHARON REGIONAL MEDICAL CENTER			1	100%	1
ACCURATE HEALTH SERVICES CORP			1	100%	1
PRIMEX CLINICAL LABORATORIES INC			1	100%	1
KANSAS CITY VA MEDICAL CENTER			1	100%	1
METHODIST MANSFIELD MEDICAL CENTER			1	100%	1
MEDICAL UNIVERSITY SC HOSPITAL			1	100%	1
TWIN			1	100%	1
TMH PHYSICIAN PARTNERS SOUTHWOOD			1	100%	1
KINGWOOD EMERGENCY HOSPITAL			1	100%	1
CLINCLOUD, LLC			1	100%	1
MACCLENNY NURSING AND REHAB			1	100%	1
NORTHCREST MEDICAL CENTER			1	100%	1
CSL PLASMA LAB			1	100%	1
HEALTH ALLIANCE			1	100%	1
DASCENA LAB			1	100%	1
MID-FLORIDA CANCER CENTERS		1			1
Valley Center (WV)			1	100%	1
CATHEDRAL GERONTOLOGY CENTER DBA CATHEDRAL CARES			1	100%	1
Lutheran Community at Telford		1			1
GRAND VILLA OF ALTAMONTE SPRINGS			1	100%	1
DALLAS COUNTY HEALTH AND HUMAN SERVICES			1	100%	1
MIDDLEBURG PEDIATRICS			1	100%	1
HARDEE COUNTY FIRE RESCUE		1			1
HOWELL BRANCH COURT			1	100%	1
PARK AVENUE DERMATOLOGY NORTH			1	100%	1
HEALTH CARE SERVICES LC			1	100%	1
LRGHEALTHCARE		1			1
MERCY - NORTH IOWA			1	100%	1
MED TECH CLINICAL LABORATORY		1			1
LUTHERAN HAVEN EXTENDED CONGREGATE CAR		1			1
INTERNAL MEDICINE & PEDIATRICS OF TAMPA BAY PA			1	100%	1
LOPEZ		1			1
LISTENING DOCTOR PLLC, THE			1	100%	1
Alden North Shore			1	100%	1
Dulles Health and Rehab Center		1			1
LIFELINK OF FLORIDA			1	100%	1
HELEN HAYES HOSPITAL LABORATORY		1			1
NDX-CORE LAB			1	100%	1
VETERANS AFFAIRS MEDICAL CENTER - EAST ORANGE			1	100%	1
SENIOR HOME CARE INC		1			1
BRUCE S WEST MD			1	100%	1
MCH PHYSICIANS GROUP			1	100%	1
HEALTHCARE FOR THE HOMELESS			1	100%	1

# COVID-19: testing by laboratory

Data through Dec 5, 2020 verified as of Dec 6, 2020 at 09:25 AM

Data in this report are provisional and subject to change.

The numbers in the table below represent the number of Florida and non-Florida residents for whom test results were received by the Department of Health. A person can be tested by more than one laboratory and can have both positive and negative results. **Therefore, the sum of the numbers in each column will be larger than the total number of people tested.**

Reporting lab	Inconclusive	Negative	Positive	Percent positive	Total
STANLY REGIONAL MEDICAL CENTER			1	100%	1
MERCYONE DES MOINES MEDICAL CENTER			1	100%	1
CARENOW URGENT CARE-WEST END		1			1
CLERMONT HEALTH DEPARTMENT			1	100%	1
CLUB HEALTH AND REHABILITATION CENTER, THE		1			1
AFTER HOURS PEDS			1	100%	1
Good Samaritan Society-Blackduck		1			1
HARBOUR'S EDGE		1			1
BOONE DRUG & HEALTHCARE AT DEERFIELD			1	100%	1
Tremont Health & Rehabilitation Center		1			1
PANCARE HEALTH GULF COUNTY			1	100%	1
CALIFORNIA DIVISION OF COMMUNICABLE DISEASE CONTROL			1	100%	1
ST JOHNS EPISCOPAL HOSPITAL SOUTH SHORE		1			1
Harbert Hills Academy Nursing Home		1			1
San Jose Health & Rehabilitation		1			1
FLORIDA STATE UNIVERSITY HEALTH SERVICES			1	100%	1
Douglas County Health Center		1			1
OHIO VALLEY MANOR NURSING &		1			1
NORTHSIDE HOSPITAL DULUTH			1	100%	1
UF HEALTH THE VILLAGES			1	100%	1
FLORIDA DEPARTMENT OF HEALTH IN LEE COUNTY			1	100%	1
INFECTION CONTROL DEPT			1	100%	1
ICARE		1			1
NORTH SHORE HEMATOLOGY-ONCOLOGY ASSOCIATES		1			1
MICHELLE S PAGE MD PA		1			1
JUPITER MEDICAL CENTER URGENT CARE - STUART			1	100%	1
MID-FLORIDA PATHOLOGY LLC - MOBILE UNIT # 3			1	100%	1
LADY LAKE SPECIALTY CARE			1	100%	1
EAST TENNESSEE STATE UNIVERSITY		1			1
ANDREWS INSTITUTE AMBULATORY SURGERY CENTER		1			1
MEDEXPRESS URGENT CARE - MARKHAM STREE		1			1
ST JOHNS PEDIATRICS PA		1			1
ST VINCENTS AMBULATORY CARE INC			1	100%	1
LAKEVIEW HEALTH CARE SYSTEM LLC			1	100%	1
LIFEGUARD AMBULANCE SERVICE LLC - BAY COUNTY			1	100%	1
OAKWOOD HOSPITAL - SOUTHSORE			1	100%	1
BORINQUEN HEALTH CENTER			1	100%	1
DESERT HOSPITAL/CPHU CLINICAL LABORATORY			1	100%	1
CAROLINAS HEALTHCARE SYSTEM LAB			1	100%	1
MEMORIAL HEALTH SYSTEM		1			1
DSI LABORATORIES-NAPLES-7TH			1	100%	1
CYPRESS CREEK MEDICAL CENTER			1	100%	1
LAS PALMAS MEDICAL CENTER			1	100%	1
CVS HEALTH, #5962		1			1
VALLEY HOSPITAL MEDICAL CENTER		1			1
LAURELLWOOD NURSING CENTER		1			1

# COVID-19: testing by laboratory

Data through Dec 5, 2020 verified as of Dec 6, 2020 at 09:25 AM

Data in this report are provisional and subject to change.

The numbers in the table below represent the number of Florida and non-Florida residents for whom test results were received by the Department of Health. A person can be tested by more than one laboratory and can have both positive and negative results. **Therefore, the sum of the numbers in each column will be larger than the total number of people tested.**

Reporting lab	Inconclusive	Negative	Positive	Percent positive	Total
GUIDEWELL EMERGENCY MEDICINE DOCTORS LLC			1	100%	1
ADVENTHEALTH MEDICAL GROUP ADULT AND SENIOR HEALTH			1	100%	1
Luther Acres Manor		1			1
KAISER PERMANENTE REGIONAL REFERENCE LABORATORY		1			1
ST.ELIZABETH HEALTH CENTER	1				1
ADVENTHEALTH IMAGING PARTIN SETTLEMENT			1	100%	1
LABCORP TAMPA		1			1
Kindred Hospital South Florida Hollywood SNU			1	100%	1
DR. PHILLIPS MEDICAL WELLNESS CENTER			1	100%	1
Autumn Care of Suffolk		1			1
FLORIDA EPIDEMIOLOGY PROGRAM			1	100%	1
SANTA ROSA PEDIATRICS			1	100%	1
SHANNON CLARK OD, PA			1	100%	1
POETS WALK SARASOTA			1	100%	1
FREEPORT ER DOX URGENT CARE		1			1
PUTNAM CO HOSPITAL-D/B/A ASBURY TOWERS		1			1
PALM SPRINGS GENERAL HOSPITAL			1	100%	1
LIFE CARE CENTER OF GWINNETT		1			1
ORDRS, INC.			1	100%	1
POMONA VALLEY COMMUNITY HOSPITAL			1	100%	1
ABBEY MANOR RETIREMENT RESIDENCE INC		1			1
HAMILTON CHD		1			1
WIREGRASS MEDICAL CENTER			1	100%	1
Seal Rock Healthcare		1			1
SAINT JOSEPH'S HOSPITAL AND MEDICAL CENTER		1			1
EDGAR PRICE FAMILY & CHILDREN HEALTHCARE CENTER			1	100%	1
EASTSIDE MEDICAL CLINIC		1			1
CORDOVA FAMILY PRACTICE			1	100%	1
STONECREST MEDICAL CENTER		1			1
INTERNAL MEDICINE GROUP OF CENTRAL FLORIDA			1	100%	1
REGIONAL MEDICAL LABORATORY			1	100%	1
EXCEPTIONAL EMERGENCY CENTER			1	100%	1
VISTA DEL SOL MED ASSOC		1			1
RAPID URGENT CARE - ALBANY			1	100%	1
El Paso Health Care Center			1	100%	1
PHYSICIANS PRIMARY CARE LEHIGH PEDS			1	100%	1
WELLSNOW URGENT CARE-OSWEGO			1	100%	1
ULTIMATE ANALYSIS LABORATORY			1	100%	1
TAMPA GENERAL MEDICAL GROUP LABORATORY HEALTHPARK			1	100%	1
Portsmouth Health and Rehab			1	100%	1
DEPARTMENT OF HEALTH AND ENVIRONMENTAL CONTROL			1	100%	1
PEDIATRIC ASSOCIATES - MIAMI LAKES		1			1
Sears Coastal Nursing and Rehab		1			1
HEART HOSPITAL OF LAFAYETTE: EMERGENCY ROOM			1	100%	1
MID FLORIDA COMMUNITY SERVICES			1	100%	1
TERRELL URGENT CARE			1	100%	1

# COVID-19: testing by laboratory

Data through Dec 5, 2020 verified as of Dec 6, 2020 at 09:25 AM

Data in this report are provisional and subject to change.

The numbers in the table below represent the number of Florida and non-Florida residents for whom test results were received by the Department of Health. A person can be tested by more than one laboratory and can have both positive and negative results. **Therefore, the sum of the numbers in each column will be larger than the total number of people tested.**

Reporting lab	Inconclusive	Negative	Positive	Percent positive	Total
UPSON REGIONAL MEDICAL CENTER			1	100%	1
NFRC CLINICAL LAB			1	100%	1
Gulf Shore Care Center			1	100%	1
FRESENIUS MEDICAL CARE			1	100%	1
RHODE ISLAND DEPARTMENT OF HEALTH			1	100%	1
EDWARD HOSPITAL			1	100%	1
COASTAL SKIN SURGERY AND DERMATOLOGY PL		1			1
HAVASU REGIONAL MEDICAL CENTER			1	100%	1
INTEGRATED GENETICS SEQUENOM		1			1
MEDEXPRESS ELKINS		1			1
MINUTECLINIC 7196		1			1
OPTIMAL CARE PEDIATRICS			1	100%	1
NORDX			1	100%	1
APS-SUMMIT CARE PHARMACY, LLC DBA OMNICARE		1			1
Long Beach Care Center			1	100%	1
UNITED HEALTHCARE			1	100%	1
PALM WEST INTERNIST PA			1	100%	1
Regency Square			1	100%	1
MEDEXPRESS URGENT CARE-DUBOIS		1			1
PEDIATRIC ASSOCIATES - DORAL			1	100%	1
MEDEXPRESS URGENT CARE - FREDERICK		1			1
PHYSICIANS REGIONAL MEDICAL CTR - COLLIER BLVD			1	100%	1
CLAYMED OF NORTH FLORIDA			1	100%	1
SPINE & PAIN CONSULTANT PLLC		1			1
DEL PRADO MEDICAL CENTER, INC		1			1
Manatee Springs Rehabilitation and Nursing Center		1			1
PEDIATRIC ASSOCIATES - JACKSONVILLE			1	100%	1
PRIME CARE FAMILY MEDICINE			1	100%	1
HIGHLANDS CLINICAL LABORATORY			1	100%	1
TAYLOR MANOR		1			1
EAST END PEDIATRICS		1			1
HARLEM HOSPITAL CENTER		1			1
ADVANCED MEDICAL RESEARCH CENTER LLC			1	100%	1
OCCUPATIONAL HEALTH CENTER		1			1
CLINIC OF PEDIATRICS & GI MEDICINE INC			1	100%	1
STARLING AT NOCATEE			1	100%	1
ADVENTHEALTH NEW SMYRNA BEACH COMMUNITY HEALTH			1	100%	1
LP ELIZABETHTON		1			1
MEDICAL ARTS LABORATORY			1	100%	1
The Evangelical Lutheran Good Samaritan Society Prescott Village		1			1
UHEALTH CORAL SPRINGS			1	100%	1
Heritage Health of Peru			1	100%	1
MEDEXPRESS URGENT CARE PORT HURON		1			1
BAPTIST EMERGENCY HOSPITAL KELLY			1	100%	1
VILLAGES HEALTH SYSTEM, LLC, THE			1	100%	1
SKYRIDGE CLINICAL ASSOCIATES		1			1



# COVID-19: testing by laboratory

Data through Dec 5, 2020 verified as of Dec 6, 2020 at 09:25 AM

Data in this report are provisional and subject to change.

The numbers in the table below represent the number of Florida and non-Florida residents for whom test results were received by the Department of Health. A person can be tested by more than one laboratory and can have both positive and negative results. **Therefore, the sum of the numbers in each column will be larger than the total number of people tested.**

Reporting lab	Inconclusive	Negative	Positive	Percent positive	Total
Manorcare Health Services West Reading North		1			1
UNIVERSITY OF MARYLAND PATHOLOGY ASSOCIATES			1	100%	1
BOCA BIOLISTICS LLC			1	100%	1
Lemont Nursing and Rehab Center			1	100%	1
MOUNT SINAI AVENTURA DIAGNOSTIC CENTER			1	100%	1
LEXINGTON PLACE SENIOR LIVING COMMUNITY		1			1
CULVER CITY URGENT CARE			1	100%	1
ST. MICHAEL'S ELITE HOSPITAL			1	100%	1
TREASURE COAST MEDICAL CONCIERGE LLC			1	100%	1
FHPG_EXP CARE W HILLSBOROUGH			1	100%	1
AFFINITY URGENT CARE			1	100%	1
LAKE MARY - STIRLING CENTER SUITE 202			1	100%	1
UNIVERSITY OF SOUTH FLORIDA			1	100%	1
PREMIER PEDIATRICS			1	100%	1
MEDEXPRESS URGENT CARE-SCOTT TOWNSHIP		1			1
UF KANAPHA LAB BEAKER		1			1
Sherwood Oaks Health Center			1	100%	1
PEDIATRICS URGENT CARE, LLC			1	100%	1
University Plaza Rehabilitation and Nursing			1	100%	1
HENRY FORD WEST BLOOMFIELD HOSPITAL			1	100%	1
PALMETTO PRIMARY CARE PHYSICIANS			1	100%	1
Livingston County Center for Nursing and Rehabilitation		1			1
MEDEXPRESS URGENT CARE - PANTOPS		1			1
GIBSON AREA PRIMARY CARE			1	100%	1
Diversicare of Smyrna		1			1
MIAMI-DADE COUNTY HEALTH DEPT.		1			1
Heartland Healthcare Center Boca Raton			1	100%	1
OLEAN GENERAL HOSPITAL		1			1
URGENT CARE AND SURGERY CENTER			1	100%	1
JOHNSON & JOHNSON VISION CARE-VISTAKON			1	100%	1
CHOTA COMMUNITY HEALTH SERVICES		1			1
CLEVELAND CLINIC OHIO LABORATORIES			1	100%	1
HORIZON MEDICAL CENTER			1	100%	1
SANITAS RESEARCH LLC			1	100%	1
Memorial Health Care Center			1	100%	1
HOLLAND COMMUNITY HOSPITAL		1			1
MEDEXPRESS URGENT CARE - BATTLE CREEK		1			1
MONMOUTH MEDICAL CENTER		1			1
GOSHEN HOSPITAL			1	100%	1
MEDEXPRESS URGENT CARE FOX CHAPEL		1			1
NONA MEDICAL ARTS		1			1
ASHLEY PEDIATRICS			1	100%	1
Cornerstone at the Ranch		1			1
Harris Hill Nursing Facility		1			1
MARYLAND DEPARTMENT OF HEALTH AND MENTAL HYGIENE			1	100%	1
DOCTORS EXPRESS OF ST PETERSBURG			1	100%	1

# COVID-19: testing by laboratory

Data through Dec 5, 2020 verified as of Dec 6, 2020 at 09:25 AM

Data in this report are provisional and subject to change.

The numbers in the table below represent the number of Florida and non-Florida residents for whom test results were received by the Department of Health. A person can be tested by more than one laboratory and can have both positive and negative results. **Therefore, the sum of the numbers in each column will be larger than the total number of people tested.**

Reporting lab	Inconclusive	Negative	Positive	Percent positive	Total
FLORIDA CLINICAL RESEARCH CENTER, LLC			1	100%	1
WELLINGTON REGIONAL MEDICAL CENTER			1	100%	1
LIFELINK TRANSPLANT INSTITUTE LAB			1	100%	1
PINELLAS CHD - CLEARWATER			1	100%	1
CVS HEALTH, #1994		1			1
STEPHENS COUNTY HOSPITAL			1	100%	1
METROHEALTH SYSTEM			1	100%	1
PATHOLOGYT & LAB MEDICINE SERVICES			1	100%	1
NORTH MIAMI BEACH SURGICAL CENTER			1	100%	1
GOLDING-GRANADO MEDICAL ASSOCIATES		1			1
MINUTE CLINIC DIAGNOSTICS OF IN, LLC #6252		1			1
LUMICO LIFE INSURANCE COMPANY		1			1
CARE ONE OF FLORIDA LLC			1	100%	1
LABONE		1			1
HEARTLAND REGIONAL MEDICAL CENTER		1			1
RIVERSIDE COUNTY PUBLIC HEALTH LABORATORY			1	100%	1
JOHN D. ARCHBOLD MEMORIAL HOSPITAL			1	100%	1
FLORIDA MEDICAL ASSOCIATES LLC			1	100%	1
PALM COAST DRAW STATION/AMERICAN HEALTH ASSOCIATES		1			1
WINDSOR MANOR			1	100%	1
Garden View Care Center at Dougherty Ferry		1			1
PENINSULA REGIONAL MED CTR LAB			1	100%	1
PEDIATRIC HEALTHCARE ALLIANCE PA			1	100%	1
VILLAGES REHABILITATION AND NURSING CENTER		1			1
OAKMONT WEST- GREENVILLE SC		1			1
PALMS OF FT MYERS,THE			1	100%	1
FLAGLER COUNTY BOARD OF COUNTY COMMISSIONERS			1	100%	1
GREENTREE MEDICAL CENTER			1	100%	1
FLORHAM PARK ENDOSCOPY CENTER		1			1
PRACTITIONERS IN MOTION			1	100%	1
VIRTUA WEST JERSEY HOSPITAL		1			1
LITTLE COMPANY OF MARY HOSPITAL			1	100%	1
SOUTHERN LABORATORY SERVICES OF NWF		1			1
CENTRAL FLORIDA HOSPITALIST			1	100%	1
LAKELAND MEDICAL CENTER			1	100%	1
Alden Lincoln Park			1	100%	1
POPLAR HEALTHCARE			1	100%	1
WINTER GARDEN CHILDREN'S HEALTH CENTERS			1	100%	1
LILY PHARMACY		1			1
HEALGEN SCIENTIFIC			1	100%	1
2504-HOMEWOOD		1			1
NEW YORK UNIVERSITY MEDICAL CENTER			1	100%	1
RENOWN REGIONAL MEDICAL CENTER			1	100%	1
METRO HEALTH HOSPITAL LABORATORY		1			1
SACRED HEART MEDICAL CENTER			1	100%	1
UHEALTH UNIVERSITY OF MIAMI			1	100%	1

# COVID-19: testing by laboratory

Data through Dec 5, 2020 verified as of Dec 6, 2020 at 09:25 AM

Data in this report are provisional and subject to change.

The numbers in the table below represent the number of Florida and non-Florida residents for whom test results were received by the Department of Health. A person can be tested by more than one laboratory and can have both positive and negative results. **Therefore, the sum of the numbers in each column will be larger than the total number of people tested.**

Reporting lab	Inconclusive	Negative	Positive	Percent positive	Total
IZ MEDICAL		1			1
MINNESOTA DEPARTMENT OF HEALTH LABORATORY			1	100%	1
BAPTIST HEALTH SURGERY CENTER			1	100%	1
UNIVERSITY URGENT CARE			1	100%	1
LATCHER LABORATORY OF A O FOX MEMORIAL		1			1
PM PEDIATRICS OF SELDEN PLLC		1			1
BAYCARE MEDICAL GROUP, INC		1			1
WillowBrooke Court at Westminster Village		1			1
VA PRIMARY CARE ANNEX			1	100%	1
HAYS CLINICAL LAB			1	100%	1
UMASS MEMORIAL/MARLBORO HOSPITAL			1	100%	1
BROOKS REHAB			1	100%	1
NORTH BROWARD MEDICAL CENTER			1	100%	1
ST PETE DIRECT PRIMARY CARE		1			1
SPORTS MEDICINE CLINIC - U OF WYOMING			1	100%	1
MEMORIAL HOSPITAL WEST			1	100%	1
LAB TEST KENDALL LLC		1			1
AVERA SACRED HEART HOSPITAL			1	100%	1
ADVENTHEALTH SENIOR CARE AT ORMOND			1	100%	1
MEDICAL ASSOCIATES OF CARTER		1			1
GALVESTON COUNTY HEALTH DISTRICT			1	100%	1
Buena Vista Care Center		1			1
OMNICARE PHARMACY OF TEXAS 1, LP		1			1
CHRISTUS SPOHN HOSPITAL			1	100%	1
FLORIDA DEPARTMENT OF HEALTH IN LIBERTY COUNTY		1			1
OVIEDO CHILDRENS HEALTH CENTER LLC		1			1
MAINE HEALTH AND ENVIRONMENTAL TESTING LABORATORY			1	100%	1
YUMA REGIONAL MEDICAL CENTER			1	100%	1
ALABAMA REFERENCE LAB			1	100%	1
Consulate Health Care of Tallahassee			1	100%	1
BAY REGIONAL URGENT CARE			1	100%	1
American Fork Care Center dba Heritage Care Center		1			1
LEHIGH MEDICAL AND RESEARCH CENTER, INC			1	100%	1
MED FUSION			1	100%	1
ST FRANCIS MEDICAL CENTER			1	100%	1
Arlington Care Center			1	100%	1
KETTERING MEDICAL CENTER			1	100%	1
AVON PARK CLUSTER		1			1
SOUTH DADE NURSING & REHABILITATION CENTER			1	100%	1
GOOD SAMARITAN HOSPITAL			1	100%	1
GSM OCED Subsection			1	100%	1
SPECTRUM LUDINGTON			1	100%	1
PROFESSIONAL HEALTH EXAMINERS			1	100%	1
INNOVATIVE HEALTH DIAGNOSTIC OF CALIFORNIA			1	100%	1
ASCENSION ST VINCENT'S MEDICAL CENTER			1	100%	1
VIERA HEALTH AND REHABILITATION CENTER			1	100%	1

# COVID-19: testing by laboratory

Data through Dec 5, 2020 verified as of Dec 6, 2020 at 09:25 AM

Data in this report are provisional and subject to change.

The numbers in the table below represent the number of Florida and non-Florida residents for whom test results were received by the Department of Health. A person can be tested by more than one laboratory and can have both positive and negative results. **Therefore, the sum of the numbers in each column will be larger than the total number of people tested.**

Reporting lab	Inconclusive	Negative	Positive	Percent positive	Total
MEDEXPRESS URGENT CARE HUNTINGTON		1			1
PSL JAX BEACH OPERATIONS LLC			1	100%	1
HANCOCK REGIONAL HOSPITAL		1			1
CLINICAL LABORATORY DEPARTMENT			1	100%	1
LAB. CORP. OF AMERICA			1	100%	1
MEDEXPRESS URGENT CARE - SUMMERSVILLE, WEBSTER RD		1			1
Oakview Manor Health and Rehab		1			1
IDAHO HEALTH DEPARTMENT			1	100%	1
KEY WEST BRANCH MEDICAL CLINIC			1	100%	1
ST. LUKE'S HOSPITAL - BETHLEHEM CAMPUS		1			1
MINUTECLINIC DIAGNOSTIC OF NORTH CAROLINA PC #5341		1			1
BLACK STALLION WALK IN AND EXERCISE CLINICS LLC		1			1
BRISTOL REGINAL MEDICAL CENTER			1	100%	1
US LABORATORIES			1	100%	1
LABORATORY COPRORATION OF AMERICA			1	100%	1
LEGACY ER & URGENT CARE - FRISCO WEST			1	100%	1
SHANDS JACKSONVILLE CLINICAL CENTER			1	100%	1
SPRINGFIELD HOSPITAL			1	100%	1
MRMC LAB MICRO			1	100%	1
SOUTH FLORIDA PEDIATRIC PARTNERS			1	100%	1
Cerenity Senior Care-White Bear Lake		1			1
PROGRESSIVE MEDICAL RESEARCH			1	100%	1
Bayou Vista Community Care Center			1	100%	1
SEATTLE-KING COUNTY			1	100%	1
SAINT JOSEPHS HOSPITAL OF ATLANTA			1	100%	1
EASTMAN HEALTHCARE & REHAB		1			1
GENESIS MICROBIOLOGY LAB		1			1
DOCTOR'S IN-HOUSE LAB/COMMUNITY HEALTH CENTERS OF PINELLAS - JOHNNIE R			1	100%	1
THE INTERNAL MEDICAL GROUP		1			1
REGIONAL MEDICAL CENTER BAYONET POINT			1	100%	1
CLEVELAND HEARTLAB			1	100%	1
WHEATON FRANCISCAN LABORATORY			1	100%	1
URGENT DOC -NACOGODOCHES CLINIC			1	100%	1
LIFE CARE CENTER OF HILTON HEAD		1			1
FIT4LIFE MEDICAL CENTER			1	100%	1
DAYTONA BEACH CENTRA CARE			1	100%	1
THE LITTLE CLINIC			1	100%	1
BAPTIST HEALTH LEXINGTON			1	100%	1
APOPKA FAMILY HEALTH CENTER			1	100%	1
NAPHCARE INC		1			1
WASHINGTON STATE DEPARTMENT OF HEALTH PUBLIC HEALTH LABORATORIES			1	100%	1
BIODORON LABORATORIES			1	100%	1
HUNTERS CREEK PEDIATRICS		1			1
San Antonio Residence and Rehabilitation Center		1			1
WESTON COUNTY HEALTH SERVICES			1	100%	1
EXPRESS LAB LIVINGSTON			1	100%	1

# COVID-19: testing by laboratory

Data through Dec 5, 2020 verified as of Dec 6, 2020 at 09:25 AM

Data in this report are provisional and subject to change.

The numbers in the table below represent the number of Florida and non-Florida residents for whom test results were received by the Department of Health. A person can be tested by more than one laboratory and can have both positive and negative results. **Therefore, the sum of the numbers in each column will be larger than the total number of people tested.**

Reporting lab	Inconclusive	Negative	Positive	Percent positive	Total
ST. LUCIE COUNTY HEALTH DEPARTMENT		1			1
SIGNATURE CARE MIDLAND			1	100%	1
ACCESS LABORATORIES LLC			1	100%	1
CHATSWORTH ASSISTED LIVING COMMUNITY AT PGA NATIONAL			1	100%	1
WILMINGTON NURSING AND REHAB			1	100%	1
POUDRE VALLEY HOSPITAL			1	100%	1
PEDIATRIC HEALTH CARE ALLIANCE, NORTH SIDE			1	100%	1
WESTOX LABS		1			1
HSRE-ASL CASSELBERRY TRS, LLC			1	100%	1
ALL PRO ORTHOPEDICS & SPORTS MEDICINE, PA			1	100%	1
EXACCARE KINGSTON, LLC			1	100%	1
SYNAPSE ANALYTICAL LABS		1			1
WELLINGTON WEST 100176			1	100%	1
SUN CITY DIAGNOSTIC CENTER			1	100%	1
DEVITA		1			1
SENIOR LIVING IV SUN CITY LLC		1			1
MID-FLORIDA PATHOLOGY LLC		1			1
LABRADOR PRIMARY CARE CENTER			1	100%	1
NABI		1			1
GAMMA HEALTHCARE, INC		1			1
FRESENIUS KIDNEY CARE FORT WALTON BEACH			1	100%	1
WALGREENS #5130			1	100%	1
DOCTORS HOSPITAL OF LAREDO			1	100%	1
ADVANCED MEDICAL LABORATORIES (AML)			1	100%	1
QUALITY LAB			1	100%	1
Washington County Nursing Home			1	100%	1
GWINNETT MEDICAL CENTER			1	100%	1
MEDEXPRESS URGENT CARE LAVALE		1			1
ENZO LABS INC			1	100%	1
HEALTHPARK MEDICAL CTR NURSING SVC		1			1
COBLESKILL REGIONAL HOSPITAL		1			1
ORLANDO FAMILY PHYSICIANS			1	100%	1
MINIUTECLINIC DIAG OF IND, LLC #6553		1			1
JS HEALTHCARE			1	100%	1
ATHENA PLASTIC SURGERY		1			1
ST JUDE LABORATORIES		1			1
SUPERKIDS PEDIATRICS			1	100%	1
ST CATHERINE HOSPITAL LABORATORY			1	100%	1
BUFFALO VAMC			1	100%	1
LABORATORIO BUENA SALUD			1	100%	1
RAMBAM URGENT CARE			1	100%	1
AZALEALAND NURSING HOME		1			1
PROGENESIS INC			1	100%	1
Manassas Health & Rehab			1	100%	1
ASHLEY CLINICAL DIAGNOSTIC LABORATORY			1	100%	1
ADVANCED RESEARCH AND DIAGNOSTIC LABORATORY UNIVERSITY OF MINNESOTA			1	100%	1

# COVID-19: testing by laboratory

Data through Dec 5, 2020 verified as of Dec 6, 2020 at 09:25 AM

Data in this report are provisional and subject to change.

The numbers in the table below represent the number of Florida and non-Florida residents for whom test results were received by the Department of Health. A person can be tested by more than one laboratory and can have both positive and negative results. **Therefore, the sum of the numbers in each column will be larger than the total number of people tested.**

Reporting lab	Inconclusive	Negative	Positive	Percent positive	Total
SUMMERFIELD PAIN MANAGEMENT			1	100%	1
BEAUMONT REFERENCE LABORATORY			1	100%	1
ADVANCE MD CARE			1	100%	1
EAST COAST INSTITUTE FOR RESEARCH LLC			1	100%	1
ORLANDO CLINICAL RESEARCH CENTER		1			1
EXPEDIAN URGENT CARE			1	100%	1
Niles Nursing and Rehab. Center		1			1
UNIVERSITY HOSPITALS OF CLEVELAND			1	100%	1
NCHMD INC			1	100%	1
FLORIDA ATLANTIC UNIVERSITY			1	100%	1
West Bay of Tampa Center			1	100%	1
SMITH NORTHVIEW HOSPITAL LAB			1	100%	1
VAULT MEDICAL SERVICES			1	100%	1
CHI ST. LUKE'S HEALTH BCM MEDICAL CENTER			1	100%	1
KEY TRAINING CENTER			1	100%	1
UNIVERSITY OF NORTH CAROLINA HOSPITALS			1	100%	1
CLINICAL TRIALS OF TAMPA LLC		1			1
BARRINGTON TERRACE NAPLES			1	100%	1
SUSAN F. WILLIAMS M.D., P.A.			1	100%	1
THOMAS HOSPITAL			1	100%	1
ESOTERIC LAB			1	100%	1
NEW YORK PRESBYTERIAN HOSPITAL			1	100%	1
HAWAII DEPARTMENT OF HEALTH LAB			1	100%	1
CAROMONT HEALTH			1	100%	1
HENRICO DOCTOR'S LABORATORY			1	100%	1
STATE OF FLORIDA			1	100%	1
OSF ST JOSEPH MEDICAL CENTER			1	100%	1
SOUTH FLORIDA URGENT CARE CENTERS, LLC			1	100%	1
IVAN, MAYA			1	100%	1
PALM BEACH COUNTY HEALTH DEPT.			1	100%	1
TAMPA URGENT CARE			1	100%	1
SIMEDHEALTH LLC		1			1
LAKE COMMUNITY ACTION AGENCY		1			1
DUKE UNIVERSITY POINT OF CARE TESTING PROGRAM			1	100%	1
WEST COAST PEDIATRICS			1	100%	1
Lab MSMC Hialeah			1	100%	1
BRIGHAM AND WOMEN'S HOSPITAL			1	100%	1
PROGRESSIVE MEDICAL LAB LLC			1	100%	1
COLONIAL MEDICAL CENTER-EAST ORLANDO			1	100%	1
Masonic Medical Research Institute			1	100%	1
CFHC - FROSTPROOF			1	100%	1
CVA MINUTE CLINIC DIAGNOSTIC OF VIRGINIA, LLC		1			1
Brio of Johnston		1			1
ADVENT HEALTH CENTRAL TEXAS		1			1
SIGNATURE CARE LEWISVILLE-EMERGENCY CENTER			1	100%	1
BRANDON REGIONAL EMERGENCY CTR			1	100%	1

# COVID-19: testing by laboratory

Data through Dec 5, 2020 verified as of Dec 6, 2020 at 09:25 AM

Data in this report are provisional and subject to change.

The numbers in the table below represent the number of Florida and non-Florida residents for whom test results were received by the Department of Health. A person can be tested by more than one laboratory and can have both positive and negative results. **Therefore, the sum of the numbers in each column will be larger than the total number of people tested.**

Reporting lab	Inconclusive	Negative	Positive	Percent positive	Total
MEA PRIMARY CARE PLUS BYRAM			1	100%	1
ALL CARE URGENT CARE			1	100%	1
PARKWAY REGIONAL MEDICAL CENTER LAB			1	100%	1
SUNY AT STONY BROOK			1	100%	1
Riverside Nursing & Rehabilitation Center		1			1
HOLYOKE MEDICAL CENTER			1	100%	1
MULBERRY'S MOBILE PROVIDER SERVICES LLC			1	100%	1
TALLAHASSEE MEMORIAL HEALTHCARE			1	100%	1
PROVIDENCE HOSPITAL			1	100%	1
THYROID SPECIALTY LABORATORY			1	100%	1
COMPASSION PEDIATRICS			1	100%	1
MIAMI CHILDRENS HOSPITAL MIDTOWN OUTPATIENT CENTER			1	100%	1
VELOCITY URGENT CARE			1	100%	1
ADVANCE GASTROENTEROLOGY			1	100%	1
SCRIPPS CLINIC MEDICAL			1	100%	1
ADVENTHEALTH HOSPICE CARE CENTRAL FLORIDA		1			1
SHEEPSHEAD BAY URGENT CARE		1			1
FAIRFIELD MEDICAL CENTER			1	100%	1
KANA MEDICAL			1	100%	1
SPECIALTY DRUG TESTING			1	100%	1
Glen Oaks Health and REhabilitation		1			1
WANTAGH URGENT CARE		1			1
DOCTORS MEMORIAL HOSP HOME HEALTH CARE		1			1
NORTHEAST PEDIATRICS			1	100%	1
CAREWELL JW - WORCESTER LNC			1	100%	1
ROYAL PALM PEDIATRICS			1	100%	1
EXPRESS CARE OF THE SHOALS		1			1
ARIZA WELLNESS CARE LLC			1	100%	1
CAREHERE HUDSON BAY			1	100%	1
FORT LOUDOUN PRIMARY CARE		1			1
NORTH PINELLAS CHILDRENS MEDICAL CENTER INC			1	100%	1
SPRINGBROOK HOSPITAL			1	100%	1
FLORIDA DIGESTIVE AND LIVER SPECIALISTS			1	100%	1
CONSULATE HEALTH CARE OF VERO BEACH			1	100%	1
HELIX BIOMEDICS LLC			1	100%	1
DEPT OF VA MEDICAL CENTER - MIAMI			1	100%	1
OCEAN MEDICAL CENTER		1			1
HIGHLAND PARK LAKEWOOD PRESTON HOLLOW			1	100%	1
Medicalodges Neosho			1	100%	1
LAREDO EMERGENCY ROOM			1	100%	1
CHRISTIANA HOSPITAL		1			1
SCIENCE CARE			1	100%	1
GULF COAST PEDIATRICS OF SARASOTA PA			1	100%	1
FLEMING ISLAND CENTER FOR CLINICAL RESEARCH		1			1
MARION COUNTY HEALTH DEPARTMENT			1	100%	1
GATEWAY LABORATORIES		1			1

# COVID-19: testing by laboratory

Data through Dec 5, 2020 verified as of Dec 6, 2020 at 09:25 AM

Data in this report are provisional and subject to change.

The numbers in the table below represent the number of Florida and non-Florida residents for whom test results were received by the Department of Health. A person can be tested by more than one laboratory and can have both positive and negative results. **Therefore, the sum of the numbers in each column will be larger than the total number of people tested.**

Reporting lab	Inconclusive	Negative	Positive	Percent positive	Total
METHODIST HOSPITAL			1	100%	1
BLUFFTON HEALTH CENTER			1	100%	1
Good Samaritan Society - Albion		1			1
BREVARD FAMILY WALK IN CLINIC			1	100%	1
FLORIDA HEART AND VASCULAR MULTISPECIALTY GROUP PA			1	100%	1
HARDIN MEMORIAL HOSPITAL - HEARTLAND PATHOLOGY CONSULTANTS			1	100%	1
ADVANCED LABORATORY SERVICES			1	100%	1
MINUTECLINIC LLC #5157			1	100%	1
ARIZONA STATE LABORATORY			1	100%	1
Mill Valley Care Center		1			1
Florida Baptist Retirement Center		1			1
FLORIDA HOSPITAL LAB			1	100%	1
CHIEFLAND MEDICAL CENTER			1	100%	1
MEDICAL CITY DALLAS HOSPITAL			1	100%	1
ORLANDO MEDICAL CENTER PL			1	100%	1
EXPRESS CARE OF TAMPA BAY LLC		1			1
SHELBYVILLE HOSPITAL COMPANY		1			1
SWEDISH COVENANT HOSPITAL			1	100%	1
MINUTECLINIC LLC #4024			1	100%	1
TENNESSEE VALLEY HCS			1	100%	1
MOUNT SINAI MEDICAL CENTER AVENTURA ER			1	100%	1
SOS MOBILE MEDICAL CARE LLC		1			1
ONE MEDICAL GROUP		1			1
MEDEXPRESS-HOUSTON EAST FWY		1			1
CANDLER HOSPITAL			1	100%	1
SACRED HEART HEALTH SYSTEM, INC			1	100%	1
THE HEART HOSPITAL BAYLOR PLANO			1	100%	1
STUART SURGERY CENTER, LLC			1	100%	1
Greystone Health Care Center		1			1
ER NEAR ME HULEN		1			1
VETERANS AFFAIRS MEDICAL CENTER - GREATER LOS ANGELES			1	100%	1
SUN CLINICAL LABORATORIES			1	100%	1
MD NOW URGENT CARE MEDICAL CENTERS INC			1	100%	1
SURGERY CENTER, THE			1	100%	1
JACKSON MADISON CO. GEN. HOSPITAL			1	100%	1
HUNECUTT FAMILY PRACTICE			1	100%	1
ROCKLEDGE HEALTH & REHABILITATION CENTER			1	100%	1
MED CHOICE CENTER OF NORTH MIAMI			1	100%	1
ST. LUKES HOSPITAL			1	100%	1
Miller Health Care Center			1	100%	1
MID - FLORIDA PATHOLOGY LLC			1	100%	1
SERENADES BY SONATA		1			1
MEDICAL CLINIC OF HOUSTON			1	100%	1
Elm Crest Senior Living Community		1			1
VA OPTOMETRY CLINIC			1	100%	1
INTEGRATED REGIONAL LABS			1	100%	1



# COVID-19: testing by laboratory

Data through Dec 5, 2020 verified as of Dec 6, 2020 at 09:25 AM

Data in this report are provisional and subject to change.

The numbers in the table below represent the number of Florida and non-Florida residents for whom test results were received by the Department of Health. A person can be tested by more than one laboratory and can have both positive and negative results. **Therefore, the sum of the numbers in each column will be larger than the total number of people tested.**

Reporting lab	Inconclusive	Negative	Positive	Percent positive	Total
SV MOBILE HEALTH			1	100%	1
CALIFORNIA PUBLIC HEALTH LABORATORY			1	100%	1
OXY-GENLAB			1	100%	1
SIGNATURE CARE COLLEGE STATION			1	100%	1
ST. PETERSBURG PEDIATRICS- 38TH AVENUE			1	100%	1
CARTERSVILLE MEDICAL CENTER			1	100%	1
CLEVELAND CLINIC IMAGING			1	100%	1
HENDRY REGIONAL CONVENIENT CARE CENTER			1	100%	1
PULSE MEDICAL GROUP INC			1	100%	1
NEW YORK CITY DEPARTMENT OF HEALTH			1	100%	1
ARDEN COURTS OF PALM HARBOR			1	100%	1
FLORIDA SCHOOL FOR THE DEAF AND THE BLIND			1	100%	1
MEMORIAL HOSPITAL - BELLEVILLE			1	100%	1
TAMPA INTERNATIONAL AIRPORT			1	100%	1
ST JOSEPH'S HOSPITAL LABORATORY			1	100%	1
PINNACLE DIALYSIS		1			1
UTAH DEPARTMENT OF HEALTH			1	100%	1
TITUSVILLE REHABILITATION AND NURSING CENTER		1			1
HALIFAX HEALTH PRIMARY CARE			1	100%	1
SOLARIS HEALTHCARE PLANT CITY		1			1
HARBOR BEACH NURSING AND REHABILITATION CENTER			1	100%	1
BAYFRONT HEALTH - CONVENIENT CARE NORTHEAST			1	100%	1
BAYCARE OUTREACH LAB WH SOUTH			1	100%	1
PENSACOLA PATHOLOGY		1			1
Senatobia Healthcare & Rehab		1			1
MEDSTAR HEALTH URGENT CARE			1	100%	1
HOUSTON METHODIST HOSPITAL			1	100%	1
SANTA MONICA CA-UCLA MC			1	100%	1
CHILDRENS SPECIALIST PEDIATRIC PULMMOLOGY &			1	100%	1
STEWART MEDICAL GROUP INC			1	100%	1
MEDEXPRESS URGENT CARE MONACA		1			1
EASTERN FLORIDA STATE COLLEGE - PALM BAY CAMPUS□			1	100%	1
CARESOUTH HHA HOLDINGS OF THE TREASURE COAST LLC			1	100%	1
UNIVERSITY OF BALTIMORE WASHINGTON MEDICAL CENTER			1	100%	1
CYPRESS VILLAGE REHAB CENTER		1			1
REEVES COUNTY HOSPITAL DISTRICT			1	100%	1
The Pines at Poughkeepsie Center for Nursing and Rehabilitation		1			1
ACCESS HEALTH CARE PHYSICIANS			1	100%	1
PARK AVENUE PEDIATRICS PC		1			1
BL DIAGNOSTICS LLC			1	100%	1
BOULDER COMMUNITY HOSPITAL			1	100%	1
WALKONCLINIC			1	100%	1
MIAMI COMPREHENSIVE MEDICINE GROUP PA		1			1
TMH CANCER CENTER LABORATORY			1	100%	1
EAST FL CORE LAB			1	100%	1
PELICAN STATE OUTPATIENT CENTER			1	100%	1

# COVID-19: testing by laboratory

Data through Dec 5, 2020 verified as of Dec 6, 2020 at 09:25 AM

Data in this report are provisional and subject to change.

The numbers in the table below represent the number of Florida and non-Florida residents for whom test results were received by the Department of Health. A person can be tested by more than one laboratory and can have both positive and negative results. **Therefore, the sum of the numbers in each column will be larger than the total number of people tested.**

Reporting lab	Inconclusive	Negative	Positive	Percent positive	Total
JOSHUA E CHESIR MD		1			1
NORTH RIVER FAMILY HEALTH CENTER			1	100%	1
MIDLAND MEMORIAL HOSPITAL			1	100%	1
Mountain View Manor			1	100%	1
COVID TESTING LLC			1	100%	1
PARRISH MEDICAL GROUP			1	100%	1
GIFFORD MEMORIAL HOSPITAL		1			1
SOUTH LAKE FAMILY HEALTH CENTER			1	100%	1
SOUTHWOOD NURSING & RETIREMENT CENTER		1			1
MOORE CLINICAL RESEARCH INC			1	100%	1
ST. JOHN HOSPITAL & MEDICAL CENTER			1	100%	1
MEDEXPRESS URGENT CARE - WEIRTON		1			1
CARE POINT HEALTH AND WELLNESS CENTER		1			1
SIGNATURE CARE MEMORIAL CITY			1	100%	1
MEDEXPRESS URGENT CARE - BLUEFIELD			1	100%	1
HILTON HEAD HOSPITAL/INPATIENT			1	100%	1
FHPG SURGICAL ASSOCIATES OF EAST PASCO			1	100%	1
Metro West Nursing and Rehab			1	100%	1
FLORIDA KEYS PED AND ADOLES CTR			1	100%	1
SOUTHERN HILLS MEDICAL CENTER			1	100%	1
BIOMERIEUX			1	100%	1
AVERA ST. MARY'S HOSPITAL			1	100%	1
TITUSVILLE CENTER FOR SURGICAL EXCELLENCE LLC		1			1
MEDICAL ASSOCIATES OF PINELLAS - LAB			1	100%	1
SKY RIDGE MEDICAL CENTER - MICRO			1	100%	1
SHAMRA MEDICAL LABORATORY			1	100%	1
NEWTON MEMORIAL HOSPITAL		1			1
Sanford Health & Rehabilitation			1	100%	1
MICHIGAN HEALTH CLINIC LABORATORIES		1			1
FIU HEALTH CARE CENTER			1	100%	1
PANCARE HEALTH - ALTHA PUBLIC			1	100%	1
TRUMAN MEDICAL CENTER - HOSPITAL HILL			1	100%	1
ALPHA CLINICAL LABORATORY CORP.			1	100%	1
MARYLAND DEPARTMENT OF HEALTH AND MENTAL HYGIENE-LABORATORIES			1	100%	1
MAYO CLINIC BEACHES PRIMARY CARE CTR		1			1
MANSFIELD MEDICAL LODGE			1	100%	1
INSPIRE HEALTHCARE CENTER			1	100%	1
LEE MEMORIAL HOSPITAL OUTPATIENT SURGERY CENTER			1	100%	1
MISSOURI DEPARTMENT OF HEALTH AND SENIOR SERVICES - STATE PH LAB		1			1
MERITUS MEDICAL CENTER			1	100%	1
NEIGHBORCARE PHARMACY SERVICES		1			1
PRINCIPLE DIAGNOSTICS LLC			1	100%	1
WELLMED AT FORT PIERCE		1			1
XSTREMEMD			1	100%	1
JUPITER PEDIATRIC ASSOCIATES, PA			1	100%	1
MARINA DEL REY HOSPITAL LAB			1	100%	1

# COVID-19: testing by laboratory

Data through Dec 5, 2020 verified as of Dec 6, 2020 at 09:25 AM

Data in this report are provisional and subject to change.

The numbers in the table below represent the number of Florida and non-Florida residents for whom test results were received by the Department of Health. A person can be tested by more than one laboratory and can have both positive and negative results. **Therefore, the sum of the numbers in each column will be larger than the total number of people tested.**

Reporting lab	Inconclusive	Negative	Positive	Percent positive	Total
CORNERSTONE OF RECOVERY INC		1			1
BELLE GLADES HEALTH CLINIC			1	100%	1
OHIO HEALTH DOCTORS HOSPITAL			1	100%	1
The Crossroads		1			1
HERNANDO CHILDREN'S			1	100%	1
WEST COAST FAMILY MEDICAL CARE			1	100%	1
HIBISCUS COURT			1	100%	1
MEASE COUNTRYSIDE HOSPITAL CARDIAC REH			1	100%	1
HAMILTON CI MAIN UNIT ANNEX/ WORK CAMP			1	100%	1
ANY LAB TEST FAST CORP			1	100%	1
MEDICAL CENTER OF CENTRAL GEORGIA			1	100%	1
CVS MINUTE CLINIC DIAG OF IND, LLC #6549		1			1
LOUNDRY		1			1
BRIDGEWATER PARK ASSISTED LIVING LLC			1	100%	1
SEASONS HOSPICE AND PALLIATIVE CARE OF			1	100%	1
BLUEWATER TOXICOLOGY			1	100%	1
EMERGENCY CARE SERVICES LAB AT JFK MEDICAL CENTER			1	100%	1
CFCH - FROSTPROOF			1	100%	1
JOSEPH SCHENKER MD PC		1			1
CHESAPEAKE REGIONAL MEDICAL CENTER			1	100%	1
SHAH			1	100%	1
PHYSICIANS PREMIER			1	100%	1
TANGLEWOOD MANOR		1			1
WHITE WILSON MEDICAL CENTER NEPHROLOGY			1	100%	1
SUMMIT LABORATORY			1	100%	1
DONALSONVILLE HOSPITAL			1	100%	1
ST MARYS MEDICAL CENTER			1	100%	1
CELEBRATION HOSPITAL			1	100%	1
Central Park Healthcare & Rehabilitation Center		1			1
SONNI'S PEDIATRICS			1	100%	1
NAVAL MEDICAL CENTER			1	100%	1
PALM BEACH DIABETES AND ENDOCRINE SPECIALISTS, PA			1	100%	1
BAYOU URGENT CARE			1	100%	1
LITTLE FALLS HOSPITAL LABORATORY		1			1
BEAUMONT HOSPITAL			1	100%	1
ORCHID TERRACE		1			1
HELGEMO & LIOU PEDIATRICS			1	100%	1
Cortland Acres Association		1			1
GEORGE WASHINGTON UNIVERSITY HOSPITAL			1	100%	1
Imperial Healthcare Centre			1	100%	1
SAINT BARNABAS MEDICAL CENTER		1			1
VIVEX/UMTB BIOMEDICAL			1	100%	1
HEALTHCARE ASSOCIATES OF IRVING, LLP			1	100%	1
BAYCARE MEDICAL GROUP INC			1	100%	1
VALLEY MEDICAL LABORATORY			1	100%	1
NORTH FLORIDA CHILD DEVELOPMENT, INC			1	100%	1

# COVID-19: testing by laboratory

Data through Dec 5, 2020 verified as of Dec 6, 2020 at 09:25 AM

Data in this report are provisional and subject to change.

The numbers in the table below represent the number of Florida and non-Florida residents for whom test results were received by the Department of Health. A person can be tested by more than one laboratory and can have both positive and negative results. **Therefore, the sum of the numbers in each column will be larger than the total number of people tested.**

Reporting lab	Inconclusive	Negative	Positive	Percent positive	Total
BUENA VIDA ESTATES			1	100%	1
HYDE PARK MEDICAL CENTER		1			1
Longwood Community Living Center		1			1
CARE STATION MEDICAL GROUP		1			1
MOSAIC MEDICAL CENTER MARYVILLE			1	100%	1
The Palms Nursing and Rehabilitation		1			1
Conway Lakes Health and Rehabilitation Center		1			1
CVS MINUTE CLINIC DIAGNOSTIC PA #3060		1			1
GEORGETOWN URGENT CARE			1	100%	1
UPMC NORTHWEST HOSPITAL			1	100%	1
SPRINGHILL SENIOR RESIDENCE		1			1
BMC/NASSAU			1	100%	1
RIVIERA BEACH HEALTH CENTER LAB			1	100%	1
RAPID CITY REGIONAL HOSPITAL -579 ATTN. LABORATORY		1			1
PARKLAND HEALTH & HOSPITAL			1	100%	1
DOCTORS HEARING			1	100%	1
CRESTAR LABS			1	100%	1
MY URGENT CARE CLINIC			1	100%	1
LIBERTY HEALTH CENTER			1	100%	1
MINUTE CLINIC OF KANSAS PA			1	100%	1
Vi at Aventura		1			1
CROSS CREEK HEALTH CARE		1			1
CONWAY MEDICAL CENTER			1	100%	1
LAKEVIEW REGIONAL HOSPITAL			1	100%	1
PRISMA HEALTH TUOMEY LABORATORY			1	100%	1
PRECISION CLINICAL RESEARCH			1	100%	1
PUBLIX PHARMACY #1114			1	100%	1
TEXAS HEALTH ARLINGTON MEMORIAL		1			1
SPARTANBURG REGIONAL MEDICAL CENTER			1	100%	1
RCP OF MEMORIAL WEST			1	100%	1
WEST VIRGINIA UNIVERSITY HOSPITALS			1	100%	1
OMAHA VA MEDICAL CENTER			1	100%	1
MEDEXPRESS URGENT CARE - ROSS TOWNSHIP		1			1
Rio Grande City Nursing and Rehab Center			1	100%	1
DISCOVERY AT HOME, LLC			1	100%	1
FALKVILLE HEALTHCARE		1			1
CITRONELLE HEALTH AND REHABILITATION CENTER		1			1
ADVENTHEALTH PHYSICIAN GROUP – APPLEWOOD			1	100%	1
GENESIS HEALTH SYSTEM			1	100%	1
FIVE STAR PREMIER RESIDENCES OF POMPANO BEACH			1	100%	1
LOGAN COUNTY HOSPITAL			1	100%	1
BAPTIST HOSPITAL EAST			1	100%	1
Remarkable Healthcare Dallas			1	100%	1
MEDICAL LIFE-INC GUIDEWELL EMERGENCY MEDICINE			1	100%	1
VANAJA SUREDDI MD PA			1	100%	1
FLORIDA FAMILY LABORATORY		1			1

# COVID-19: testing by laboratory

Data through Dec 5, 2020 verified as of Dec 6, 2020 at 09:25 AM

Data in this report are provisional and subject to change.

The numbers in the table below represent the number of Florida and non-Florida residents for whom test results were received by the Department of Health. A person can be tested by more than one laboratory and can have both positive and negative results. **Therefore, the sum of the numbers in each column will be larger than the total number of people tested.**

Reporting lab	Inconclusive	Negative	Positive	Percent positive	Total
TENNOVA HEALTHCARE - CLEVELAND			1	100%	1
INTERNATIONAL MEDICAL LABORATORY INC		1			1
TIMPANOGOS REGIONAL HOSPITAL			1	100%	1
STANDIFER PLACE		1			1
ROCKWALL URGENT CARE			1	100%	1
ALLIANCE LABORATORY SERVICES			1	100%	1
PORT ORANGE NURSING & REHAB			1	100%	1
BROOKS -TLC HOSPITAL SYSTEM			1	100%	1
COVENANT HEALTH		1			1
SOUTHWEST FLORIDA DIVISION LAB			1	100%	1
AFFILIATED LABORATORIES INC			1	100%	1
BIOMAT ORLANDO		1			1
ORMC-ARDEN/EOI			1	100%	1
Villa Maria			1	100%	1
PASCO COUNTY HEALTH DEPARTMENT			1	100%	1
FLORIDA DEPARTMENT OF HEALTH (FDOH)			1	100%	1
Oakwood - North Baldwins Center for Living		1			1
Bolingreen Health and Rehabilitation		1			1
CLIFTON-FINE HOSPITAL LABORATORY		1			1
MEDICAL ASSOCIATES OF BREVARD LLC		1			1
FAIRVIEW SOUTHDAL			1	100%	1
HARRIS URGENT CARE CENTER			1	100%	1
BIOMAT USA			1	100%	1
WHITE-WILSON MEDICAL CENTER - FORT WALTON BEACH			1	100%	1
TMH PHYSICIAN PARTNERS BLOUNTSTOWN			1	100%	1
CLERMONT PEDIATRICS, PA			1	100%	1
BOND COUNTY HEALTH DEPARTMENT			1	100%	1
SACRED HEART HEALTH SYSTEM- MIDWIFE PROGRAM			1	100%	1
LAWRENCE GENERAL HOSPITAL			1	100%	1
CARE CENTERS OF NASSAU, LLC - HENDRICKS RD		1			1
LAKE CONWAY URGENT CARE LLC		1			1
CARESPOT EXPRESS HEALTHCARE BOYNTON BEACH			1	100%	1
ALL PEDIATRIC CARE			1	100%	1
FALMOUTH BY THE SEA			1	100%	1
WESTWOOD NURSING & REHAB		1			1
NEW ERA COMMUNITY HEALTH CENTER LLC		1			1
SYNERGENE LABORATORY			1	100%	1
MID FLORIDA BIOLOGICALS			1	100%	1
CLEVELAND CLINIC FLORIDA			1	100%	1
STEWART FLORIDA ALF, INC			1	100%	1
SUNSHINE PEDIATRICS OF CENTRAL FLORIDA PL			1	100%	1
SANTA CLARA VALLEY MEDICAL CENTER			1	100%	1
DUKE HEALTH REGIONAL HOSPITAL			1	100%	1
FLAGLER PROFESSIONAL HEALTH CARE SERVICES INC		1			1
RIVERSIDE MEDICAL CENTER		1			1
QUALITY CLINICAL LAB LLC			1	100%	1

# COVID-19: testing by laboratory

Data through Dec 5, 2020 verified as of Dec 6, 2020 at 09:25 AM

Data in this report are provisional and subject to change.

The numbers in the table below represent the number of Florida and non-Florida residents for whom test results were received by the Department of Health. A person can be tested by more than one laboratory and can have both positive and negative results. **Therefore, the sum of the numbers in each column will be larger than the total number of people tested.**

Reporting lab	Inconclusive	Negative	Positive	Percent positive	Total
CAREWELL URGENT CARE FITCHBURG			1	100%	1
OCALA REGIONAL DIALYSIS- NORTH			1	100%	1
REFERENCE LABORATORY			1	100%	1
FAYETTE MEDICAL CENTER LAB		1			1
SOLARIS HEALTHCARE BAYONET POINT			1	100%	1
THE PATHOLOGY LABORATORY		1			1
LAKE PLACID HEALTH AND REHABILITATION			1	100%	1
CRUSADER COMMUNITY HEALTH			1	100%	1
ST VINCENT'S AMBULATORY CARE INC			1	100%	1
AVALON FAMILY RESORT ASSISTED LIVING LLC		1			1
Rosedale Green		1			1
LEGACY AT HIGHWOODS PRESERVE		1			1
Manor Care of Dunedin		1			1
ELEMENTS PHARMACY			1	100%	1
Eddy Memorial Geriatric Center		1			1
MALUHIA		1			1
MED TECH SERVICES OF PALM BEACH INC		1			1
POINT OF CARE CLINICS PRIMARY CARE		1			1
ADVENT HEALTH MEDICAL GROUP FAMILY MEDICINE			1	100%	1
Trucare Living Centers - Columbus		1			1
BROOKSVILLE REGIONAL HOSPITAL			1	100%	1
FAITH FAMILY PRACTICE			1	100%	1
CQUENTIA NGS, LLC			1	100%	1
WARE EXPRESS CARE			1	100%	1
CORPORATION OF AMERICA		1			1
EH FARGO HOSPITAL LABORATORY			1	100%	1
WOODLAND TOWERS			1	100%	1
ORMOND BEACH URGENT CARE			1	100%	1
Ramsey Village		1			1
MDS PHARMA SERVICES		1			1
USC VERDUGO HILLS HOSPITAL			1	100%	1
ALLIED PHYSICIANS GROUP		1			1
MILFORD REGIONAL HOSPITAL			1	100%	1
MEMORIAL HEALTH UNIVERSITY MEDICAL CENTER			1	100%	1
Waters of Covington		1			1
BAHIA OAKS LODGE		1			1
RIVERSIDE METHODIST HOSPITAL LAB			1	100%	1
MEDEXPRESS URGENT CARE - STATE COLLEGE		1			1
Lanier Rehab			1	100%	1
HEALTHQUEST, INC			1	100%	1
PANCARE HEALTH - VERNON ELEMENTARY			1	100%	1
ALLEGANY COUNTY DEPARTMENT OF HEALTH		1			1
WALKIN MEDICAL URGENT CARE,NEW CITY			1	100%	1
FLORIDA DEPARTMENT OF HEALTH PALM BEACH COUNTY			1	100%	1
A.G. Rhodes		1			1
Jupiter Medical Center Pavilion			1	100%	1

# COVID-19: testing by laboratory

Data through Dec 5, 2020 verified as of Dec 6, 2020 at 09:25 AM

Data in this report are provisional and subject to change.

The numbers in the table below represent the number of Florida and non-Florida residents for whom test results were received by the Department of Health. A person can be tested by more than one laboratory and can have both positive and negative results. **Therefore, the sum of the numbers in each column will be larger than the total number of people tested.**

Reporting lab	Inconclusive	Negative	Positive	Percent positive	Total
TENNOVA ER - SANGO			1	100%	1
MEDONE URGENT CARE			1	100%	1
PRIMECARE AT PORT ORANGE			1	100%	1
BAPTIST HOSPITAL EMPLOYEE HEALTH OFF			1	100%	1
Chateau Living Center			1	100%	1
SPECTRUM LABORATORY			1	100%	1
LEE PHYSICIAN GROUP			1	100%	1
WARD MEMORIAL HOSPITAL		1			1
SAINT ALPHONSUS REGIONAL MEDICAL CENTER			1	100%	1
BEST MEDICAL CENTER		1			1
MEDEXPRESS URGENT CARE, JOHNSTOWN		1			1
AUSTIN PUBLIC HEALTH			1	100%	1
TITUSVILLE TOWERS ASSISTED LIVING		1			1
WALGREENS #06025		1			1
DIXITKUMAR N MODI MD PA			1	100%	1
CAH ACQUISITION COMPANY 11 LLC			1	100%	1
PUBLIX PHARMACY #0332		1			1
SISTERS MISSION			1	100%	1
CAREMED CLINIC LLC			1	100%	1
QC LABORATORY			1	100%	1
LAKESIDE MEDICAL CENTER		1			1
Princeton Place			1	100%	1
NORTH SHORE HEMATOLOGY-ONCOLOGY ASSOCIATES PC		1			1
ST. MARY MEDICAL CENTER		1			1
MIDDLE TENN MENTAL HEALTH INSTITUTE		1			1
LEHIGH PULMONARY ASSOCIATES			1	100%	1
USF PHYSICIANS GROUP			1	100%	1
ACCESS FAMILY CARE LLC			1	100%	1
COASTAL LABORATORIES OF FLORIDA			1	100%	1
MEDICAL CITY NORTH HILLS			1	100%	1
BROOKDALE FORT MYERS THE COLONY		1			1
MEDEXPRESS URGENT CARE-CHIPPEWA		1			1
THEDACARE FAMILY MEDICINE GATEWAY			1	100%	1
GRAND VILLA OF PINELLAS PARK			1	100%	1
LINCOLN MEDICAL CENTER		1			1
LONGWOOD PEDIATRICS LLC			1	100%	1
SOUTHWEST REGIONAL PCR LABORATORY			1	100%	1
COMMUNITY			1	100%	1
LAKE LURE HEALTH CENTER			1	100%	1
FRESENIUS SOUTH FORT MYERS		1			1
SOUTHERN SPRINGS HEALTH CARE		1			1
MADISON FACILITY INC			1	100%	1
MD NOW URGENT CARE			1	100%	1
LEELANAU OPCO, LLC		1			1
ADVENTHEALTH MEDICAL GROUP FAMILY AND INTERNAL			1	100%	1
BLOOD SYSTEMS LABORATORIES			1	100%	1

# COVID-19: testing by laboratory

Data through Dec 5, 2020 verified as of Dec 6, 2020 at 09:25 AM

Data in this report are provisional and subject to change.

The numbers in the table below represent the number of Florida and non-Florida residents for whom test results were received by the Department of Health. A person can be tested by more than one laboratory and can have both positive and negative results. **Therefore, the sum of the numbers in each column will be larger than the total number of people tested.**

Reporting lab	Inconclusive	Negative	Positive	Percent positive	Total
LABCORP BURLINGTON			1	100%	1
RENFREW CENTERS INC		1			1
MINUTECLINIC DIAGNOSTIC OF NEW MEXICO LLC #7552		1			1
TMH PHYSICIAN PARTNERS QUINCY			1	100%	1
AFC PHYSICIANS OF FLORIDA, PA			1	100%	1
SILVERMAN			1	100%	1
PHYSICIANS URGENT CARE			1	100%	1
CONSOLIDATED			1	100%	1
JACKSONVILLE STATEFL			1	100%	1
MEMORIAL HERMANN SOUTHWEST HOSPITAL			1	100%	1
OCHSNER MEDICAL CENTER			1	100%	1
PHYSICIAN ASSOCIATES, LLC			1	100%	1
COLLINS NURSING HOME		1			1
PALMA CEIA MED GROUP-SWANN		1			1
LIGHTHOUSE PEDIATRICS OF NAPLES			1	100%	1
ST JOSEPHS HOSPITAL SOUTH HOSPITAL			1	100%	1
ALTA BATES SUMMIT MEDICAL CENTER CLINICAL LAB			1	100%	1
HOLY FAMILY MEDICAL CENTER		1			1
FLORIDA DEPARTMENT OF HEALTH SEMINOLE COUNTY		1			1
INTERMOUNTAIN MEDICAL CENTER			1	100%	1
HEALTH AND WELLNESS CENTER			1	100%	1
ALLEGHENY GENERAL HOSPITAL			1	100%	1
ADVENTHEALTH MEDICAL GROUP PEDIATRICS		1			1
FLORIDA HEALTHCARE OF ORLANDO			1	100%	1
MEDCARE QUALITY MEDICAL CENTER LLC			1	100%	1
MCW MENTAL HEALTH LLC		1			1
FAMILY CARE PARTNERS URGENT CARE LLC			1	100%	1
COMMUNITY MEDICAL CENTER-ORANGE CITY		1			1
HALEYVILLE HEALTH CARE CENTER		1			1
APC PEDIATRICS			1	100%	1
GRAND VILLA OF DUNEDIN			1	100%	1
ATHENS LIMESTONE HOSPITAL		1			1
TEVAPHARM			1	100%	1
ADVENTHEALTH MEDICAL GROUP FAMILY & INTERNAL			1	100%	1
NORTH CAROLINA STATE LABORATORY OF PUBLIC HEALTH, SPECTRUM LAB NETWORK			1	100%	1
FAMILY MEDICAL CENTERS			1	100%	1
CELEBRATION FAMILY PHYSICIANS LLC			1	100%	1
CAREWELL 203			1	100%	1
UCH LAB			1	100%	1
FLORIDA HOSPITAL TRANSPLANT CENTER		1			1
ADVENT HEALTH APOPKA		1			1
SMITH KLINE			1	100%	1
HIALEAH SHORES NURSING AND			1	100%	1
HEALTH FIRST MEDICAL GROUP LLC			1	100%	1
TALLAHASSEE PRIMARY CARE ASSOCIATES PA			1	100%	1
ENCOMPASS HEALTH HOME HEALTH		1			1



## COVID-19: testing by laboratory

Data through Dec 5, 2020 verified as of Dec 6, 2020 at 09:25 AM

Data in this report are provisional and subject to change.

The numbers in the table below represent the number of Florida and non-Florida residents for whom test results were received by the Department of Health. A person can be tested by more than one laboratory and can have both positive and negative results. **Therefore, the sum of the numbers in each column will be larger than the total number of people tested.**

Reporting lab	Inconclusive	Negative	Positive	Percent positive	Total
CVS HEALTH, #2043		1			1
Florida Clinical Laboratory			1	100%	1
BAPTIST HOSPITAL OF MIAMI MCI BROWARD LABORATORY			1	100%	1
BEEHIVE HOMES OF GULF BREEZE		1			1
DERMDX, DIV OF AURORA DIAGNOSTICS/BERNHARDT LAB		1			1
ST. VINCENT HOSPITAL			1	100%	1
HAWKINS FAMILY MEDICINE LLC		1			1
<b>Total</b>	<b>53,694</b>	<b>10,238,741</b>	<b>1,350,646</b>	<b>12%</b>	<b>11,643,081</b>