

# COVID-19: summary of cases and monitoring

Data through Dec 12, 2020 verified as of Dec 13, 2020 at 09:25 AM

Data in this report are provisional and subject to change.

Cases: people with positive PCR or antigen test result		Cases: people with positive PCR or antigen test result	
Total cases		Risk factors for Florida residents	
Florida residents	1,107,103	Traveled	10,037
Non-Florida residents	18,828	Contact with a known case	423,977
Type of testing		Traveled and contact with a known case	12,530
Florida residents	1,107,103	Neither	660,559
Positive by BPHL/CDC	42,507	No travel and no contact	139,696
Positive by commercial/hospital lab	1,064,596	Travel is unknown	367,981
PCR positive	985,938	Contact is unknown	264,226
Antigen positive	121,165	Contact is pending	221,942
Non-Florida residents	18,828	Travel can be unknown and contact can be unknown or pending for the same case, these numbers will sum to more than the "neither" total.	
Positive by BPHL/CDC	547		
Positive by commercial/hospital lab	18,281		
PCR positive	15,048		
Antigen positive	3,780		
Characteristics			
Florida residents hospitalized	58,127		
Florida resident deaths	19,866		
Non-Florida resident deaths	267		
Hospitalized counts include anyone who was hospitalized at some point during their illness. It does not reflect the number of people currently hospitalized.			
More information on deaths identified through death certificate data is available on the National Center for Health Statistics website at <a href="http://www.cdc.gov/nchs/nvss/vsrr/COVID19/index.htm">www.cdc.gov/nchs/nvss/vsrr/COVID19/index.htm</a> .			

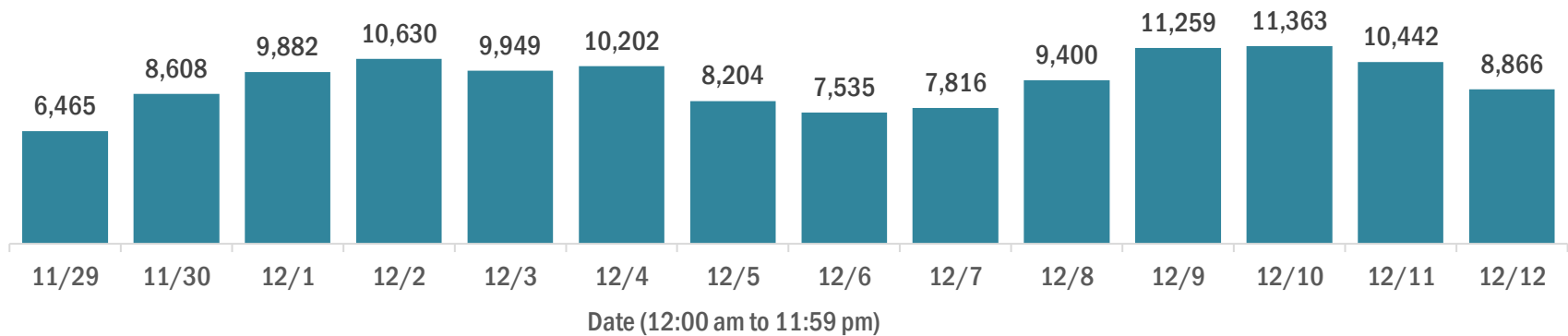
# COVID-19: summary of laboratory testing

Data through Dec 12, 2020 verified as of Dec 13, 2020 at 09:25 AM

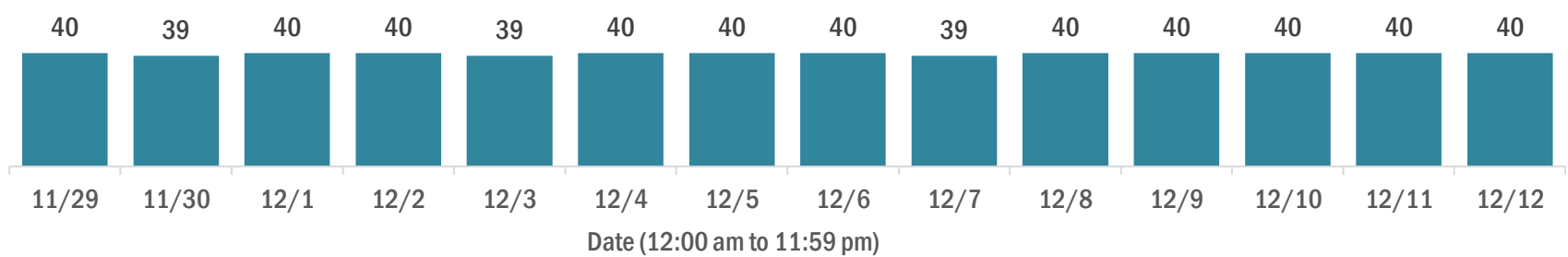
Data in this report are provisional and subject to change.

## Cases in Florida residents per day for the past 2 weeks

Number of cases per day



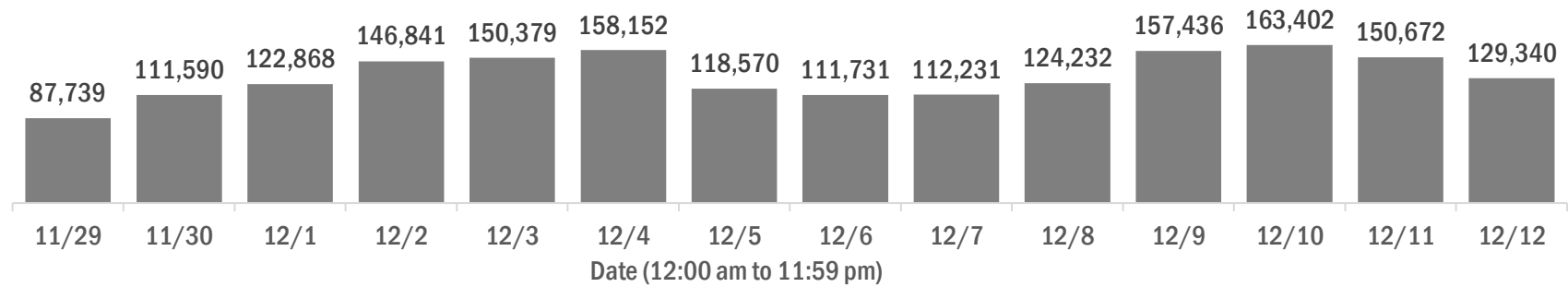
Median age of cases by day



## Laboratory testing for Florida residents over the past 2 weeks

### Number of Florida residents tested per day

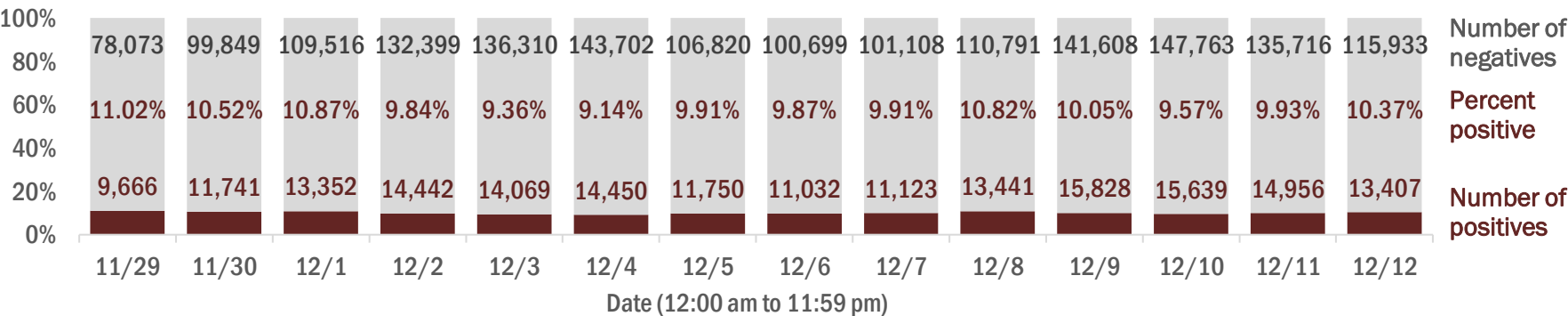
These counts include the number of people for whom the Department received PCR or antigen laboratory results by day. People tested on multiple days will be included for each day a new result was received. A person is only counted once for each day they are tested, regardless of whether multiple specimens are tested or multiple results are received.



### Number and percent of Florida residents with positive test results

The percent of positive results ranged from 9.14% to 11.02% over the past 2 weeks and was 10.37% yesterday.

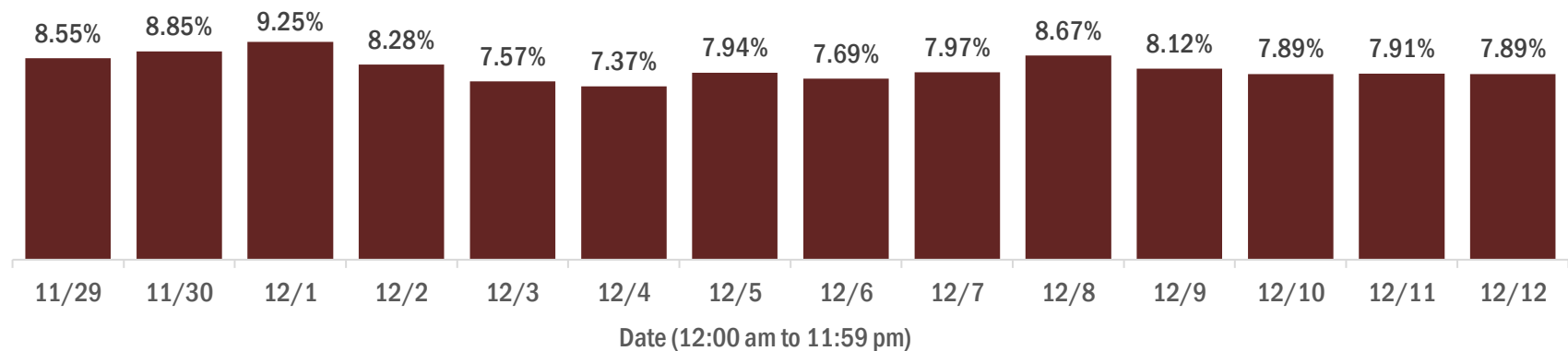
These counts include the number of people for whom the Department received PCR or antigen laboratory results by day. People tested on multiple days will be included for each day a new result was received. A person is only counted once for each day they are tested, regardless of whether multiple specimens are tested or multiple results are received. If a person has a positive specimen and a negative specimen in the same day, only the positive result is counted.



### Percent positivity for new cases in Florida residents

The percent of positive results ranged from 7.37% to 9.25% over the past 2 weeks and was 7.89% yesterday.

This percent is the number of people who test PCR- or antigen-positive for the first time divided by all the people tested that day, excluding people who have previously tested positive.



# COVID-19: characteristics of 1,107,103 Florida resident cases

Data through Dec 12, 2020 verified as of Dec 13, 2020 at 09:25 AM

Data in this report are provisional and subject to change.

Age group	Cases		Hospitalizations		Deaths	
0-4 years	19,438	2%	392	1%	0	0%
5-14 years	55,863	5%	354	1%	5	0%
15-24 years	177,245	16%	1,547	3%	33	0%
25-34 years	201,192	18%	3,163	5%	115	1%
35-44 years	173,790	16%	4,737	8%	330	2%
45-54 years	170,499	15%	7,109	12%	779	4%
55-64 years	144,083	13%	10,126	17%	2,190	11%
65-74 years	88,501	8%	11,734	20%	4,236	21%
75-84 years	49,753	4%	11,238	19%	5,888	30%
85+ years	25,655	2%	7,722	13%	6,290	32%
Unknown	1,084	0%	5	0%	0	0%
Total	1,107,103		58,127		19,866	

Gender	Cases	
Female	571,734	52%
Male	528,357	48%
Unknown	7,012	1%
Total	1,107,103	

Ethnicity	Cases		Hospitalizations		Deaths	
Hispanic	343,310	31%	15,804	27%	4,897	25%
Non-Hispanic	504,922	46%	39,273	68%	13,578	68%
Unknown	258,871	23%	3,050	5%	1,391	7%
Total	1,107,103		58,127		19,866	

Race and ethnicity	Cases		Hospitalizations		Deaths	
White	572,723	52%	36,615	63%	14,102	71%
Hispanic	226,988	21%	11,102	19%	3,895	20%
Non-Hispanic	306,994	28%	24,305	42%	9,539	48%
Unknown	38,741	3%	1,208	2%	668	3%
Black	151,182	14%	12,797	22%	3,550	18%
Hispanic	8,135	1%	537	1%	135	1%
Non-Hispanic	131,008	12%	11,969	21%	3,279	17%
Unknown	12,039	1%	291	1%	136	1%
Other race	152,977	14%	6,885	12%	1,569	8%
Hispanic	78,866	7%	3,776	6%	736	4%
Non-Hispanic	52,861	5%	2,800	5%	700	4%
Unknown	21,250	2%	309	1%	133	1%
Unknown race	230,221	21%	1,830	3%	645	3%
Hispanic	29,321	3%	389	1%	131	1%
Non-Hispanic	14,059	1%	199	0%	60	0%
Unknown	186,841	17%	1,242	2%	454	2%
Total	1,107,103		58,127		19,866	

**Hospitalization** counts include anyone who was hospitalized at some point during their illness. It does not reflect the number of people currently hospitalized. **Other race** includes any person with a race of American Indian/Alaskan native, Asian, native Hawaiian/Pacific Islander, or other.

# COVID-19: deaths in Florida residents and staff of long-term care facilities

Data through Dec 12, 2020 verified as of Dec 13, 2020 at 09:25 AM

Data in this report are provisional and subject to change.

For current cases in residents or staff of long-term care facilities, please visit: <https://floridahealthcovid19.gov/>

County	Deaths		County	Deaths		County	Deaths	
Dade	882	<div></div> 11%	Okaloosa	102	<div></div> 1%	Gadsden	12	<div></div> 0%
Palm Beach	779	<div></div> 10%	Osceola	101	<div></div> 1%	Washington	12	<div></div> 0%
Pinellas	638	<div></div> 8%	Charlotte	94	<div></div> 1%	Gilchrist	11	<div></div> 0%
Broward	490	<div></div> 6%	Citrus	91	<div></div> 1%	Baker	9	<div></div> 0%
Hillsborough	427	<div></div> 6%	Clay	75	<div></div> 1%	Jefferson	8	<div></div> 0%
Polk	352	<div></div> 5%	Indian River	74	<div></div> 1%	Lafayette	8	<div></div> 0%
Lee	281	<div></div> 4%	Jackson	70	<div></div> 1%	Calhoun	7	<div></div> 0%
Brevard	271	<div></div> 4%	Leon	59	<div></div> 1%	Gulf	7	<div></div> 0%
Duval	265	<div></div> 3%	Suwannee	54	<div></div> 1%	Desoto	5	<div></div> 0%
Sarasota	250	<div></div> 3%	St. Johns	50	<div></div> 1%	Bradford	3	<div></div> 0%
Orange	239	<div></div> 3%	Highlands	49	<div></div> 1%	Flagler	3	<div></div> 0%
Volusia	191	<div></div> 2%	Bay	41	<div></div> 1%	Holmes	3	<div></div> 0%
St. Lucie	185	<div></div> 2%	Alachua	36	<div></div> 0%	Monroe	3	<div></div> 0%
Seminole	179	<div></div> 2%	Columbia	36	<div></div> 0%	Taylor	3	<div></div> 0%
Marion	178	<div></div> 2%	Sumter	29	<div></div> 0%	Hardee	2	<div></div> 0%
Escambia	154	<div></div> 2%	Nassau	28	<div></div> 0%	Levy	2	<div></div> 0%
Manatee	149	<div></div> 2%	Santa Rosa	23	<div></div> 0%	Dixie	1	<div></div> 0%
Collier	136	<div></div> 2%	Hendry	20	<div></div> 0%	Liberty	1	<div></div> 0%
Pasco	123	<div></div> 2%	Putnam	20	<div></div> 0%			
Martin	116	<div></div> 2%	Madison	18	<div></div> 0%			
Hernando	111	<div></div> 1%	Walton	17	<div></div> 0%			
Lake	105	<div></div> 1%	Okeechobee	16	<div></div> 0%			
						Total	7,704	

**Note:** cases are summarized by the county of usual residence. Residents and staff may be cases associated with facilities that are not in their county of usual residence, resulting in cases being included below for counties that do not have facilities with known cases.

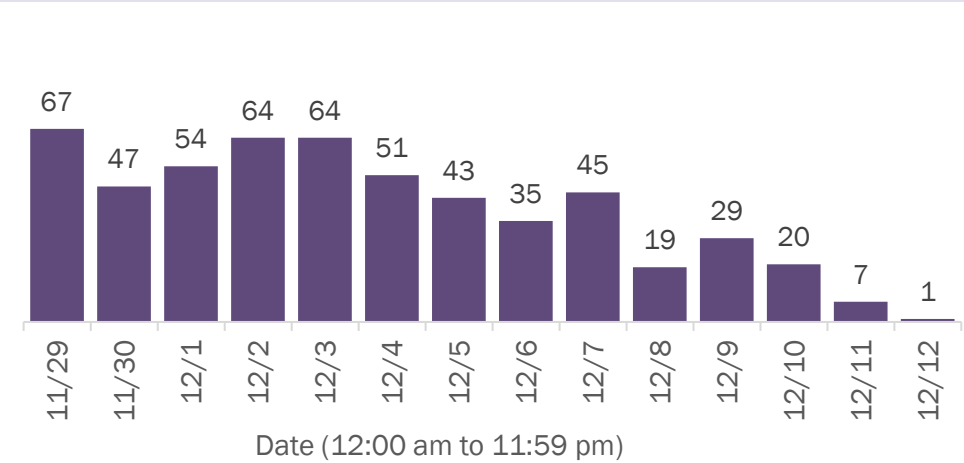
# COVID-19: cases in Florida residents who have died

Data through Dec 12, 2020 verified as of Dec 13, 2020 at 09:25 AM

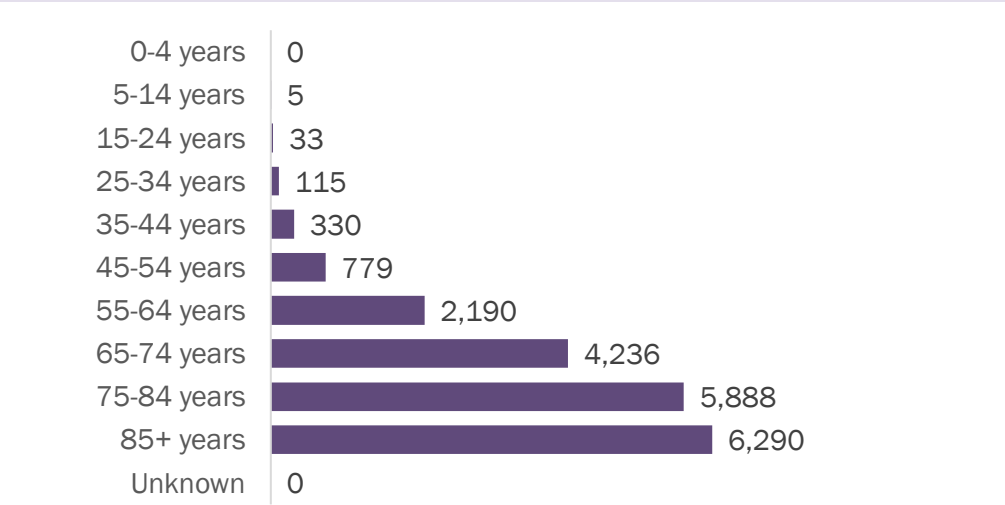
Data in this report are provisional and subject to change.

Demographics for all identified COVID-19 deaths: 19,866

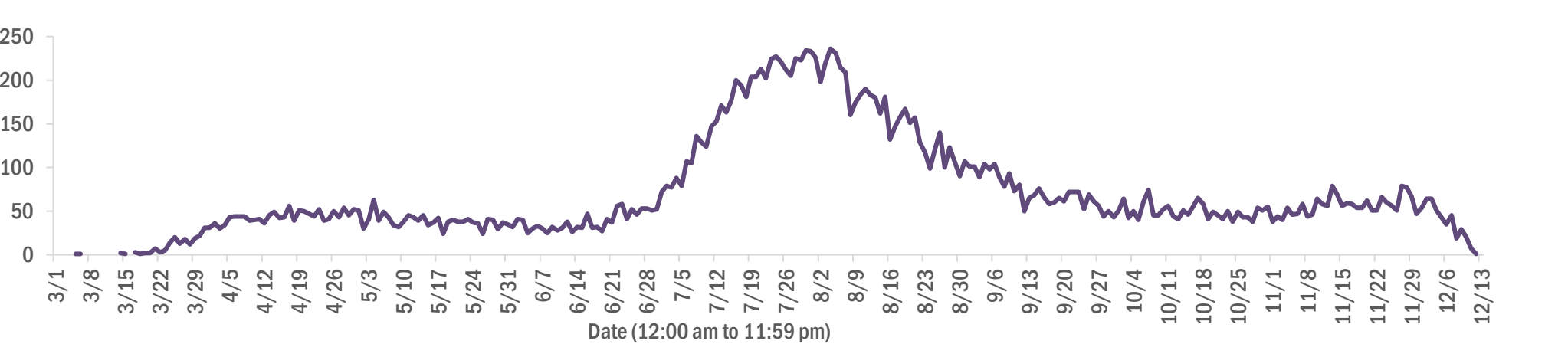
Deaths by date of death for the past 2 weeks



Deaths by age group



Deaths by date of death since March 2020



Age group	Deaths	Cases	Case fatality rate	Mortality rate per 100,000 population
0-4 years	0	19,438	0.0%	0.0
5-14 years	5	55,863	0.0%	0.2
15-24 years	33	177,245	0.0%	1.3
25-34 years	115	201,192	0.1%	4.1
35-44 years	330	173,790	0.2%	12.7
45-54 years	779	170,499	0.5%	28.0
55-64 years	2,190	144,083	1.5%	75.7
65-74 years	4,236	88,501	4.8%	174.6
75-84 years	5,888	49,753	11.8%	419.3
85+ years	6,290	25,655	24.5%	1089.1
Unknown	0	1,084	0.0%	
Total	19,866	1,107,103	1.8%	92.0

Race	Deaths	Cases	Case fatality rate	Mortality rate per 100,000 population
Other	1,569	152,977	1.0%	126.1
White	14,102	572,723	2.5%	84.5
Black	3,550	151,182	2.3%	97.1
Unknown	645	230,221	0.3%	
Total	19,866	1,107,103	1.8%	92.0

Gender	Deaths	Cases	Case fatality rate	Mortality rate per 100,000 population
Male	11,083	528,357	2.1%	105.0
Female	8,780	571,734	1.5%	79.5
Unknown	3	7,012	0.0%	
Total	19,866	1,107,103	1.8%	92.0

Ethnicity	Deaths	Cases	Case fatality rate	Mortality rate per 100,000 population
Hispanic	4,897	343,310	1.4%	86.2
Non-Hispanic	13,578	504,922	2.7%	85.3
Unknown	1,391	258,871	0.5%	
Total	19,866	1,107,103	1.8%	92.0

# COVID-19: characteristics of 1,125,931 cases

Data through Dec 12, 2020 verified as of Dec 13, 2020 at 09:25 AM

Data in this report are provisional and subject to change.

Tables below include cases in Florida residents and non-Florida residents.

All 67 Florida counties have cases:

County	FL resident cases		Non-FL resident cases	Total cases	FL resident deaths	FL death rate
Dade	254,983	<div></div> 23%	2,874	257,857	3,981	1.6%
Broward	118,914	<div></div> 11%	1,252	120,166	1,741	1.5%
Palm Beach	71,774	<div></div> 6%	934	72,708	1,768	2.5%
Hillsborough	64,967	<div></div> 6%	535	65,502	986	1.5%
Orange	63,389	<div></div> 6%	425	63,814	679	1.1%
Duval	49,419	<div></div> 4%	811	50,230	683	1.4%
Pinellas	37,004	<div></div> 3%	749	37,753	951	2.6%
Lee	33,661	<div></div> 3%	817	34,478	613	1.8%
Polk	30,976	<div></div> 3%	197	31,173	723	2.3%
Osceola	21,143	<div></div> 2%	273	21,416	268	1.3%
Collier	19,467	<div></div> 2%	468	19,935	308	1.6%
Manatee	18,546	<div></div> 2%	266	18,812	396	2.1%
Escambia	16,692	<div></div> 2%	2,069	18,761	332	2.0%
Volusia	18,364	<div></div> 2%	221	18,585	390	2.1%
Pasco	17,628	<div></div> 2%	182	17,810	318	1.8%
Brevard	17,567	<div></div> 2%	163	17,730	477	2.7%
Leon	16,370	<div></div> 1%	489	16,859	159	1.0%
Sarasota	15,330	<div></div> 1%	463	15,793	428	2.8%
Seminole	15,200	<div></div> 1%	97	15,297	297	2.0%
Marion	14,796	<div></div> 1%	53	14,849	422	2.9%
Alachua	13,902	<div></div> 1%	137	14,039	106	0.8%
Lake	12,167	<div></div> 1%	124	12,291	271	2.2%
St. Lucie	12,010	<div></div> 1%	51	12,061	378	3.1%
Okaloosa	10,611	<div></div> 1%	117	10,728	185	1.7%
St. Johns	10,167	<div></div> 1%	164	10,331	105	1.0%
Bay	9,417	<div></div> 1%	374	9,791	184	2.0%
Clay	9,121	<div></div> 1%	19	9,140	166	1.8%
Santa Rosa	8,740	<div></div> 1%	112	8,852	112	1.3%
Martin	6,753	<div></div> 1%	83	6,836	186	2.8%
Charlotte	6,001	<div></div> 1%	65	6,066	209	3.5%
Hernando	5,943	<div></div> 1%	33	5,976	244	4.1%
Citrus	5,499	<div></div> 0%	33	5,532	216	3.9%
Indian River	5,475	<div></div> 0%	54	5,529	147	2.7%
Columbia	5,112	<div></div> 0%	20	5,132	104	2.0%
Highlands	4,253	<div></div> 0%	36	4,289	182	4.3%

County	FL resident cases		Non-FL resident cases	Total cases	FL resident deaths	FL death rate
Walton	3,786	<div></div> 0%	391	4,177	40	1.1%
Jackson	4,081	<div></div> 0%	54	4,135	103	2.5%
Sumter	3,992	<div></div> 0%	23	4,015	102	2.6%
Monroe	3,692	<div></div> 0%	129	3,821	28	0.8%
Nassau	3,435	<div></div> 0%	282	3,717	62	1.8%
Suwannee	3,510	<div></div> 0%	25	3,535	90	2.6%
Gadsden	3,504	<div></div> 0%	12	3,516	58	1.7%
Putnam	3,229	<div></div> 0%	7	3,236	62	1.9%
Unknown	212	<div></div> 0%	2,918	3,130	0	0.0%
Flagler	3,020	<div></div> 0%	29	3,049	46	1.5%
Hendry	2,755	<div></div> 0%	13	2,768	46	1.7%
Desoto	2,592	<div></div> 0%	10	2,602	46	1.8%
Baker	2,182	<div></div> 0%	10	2,192	34	1.6%
Okeechobee	2,157	<div></div> 0%	14	2,171	47	2.2%
Hardee	1,872	<div></div> 0%	8	1,880	20	1.1%
Wakulla	1,787	<div></div> 0%	9	1,796	18	1.0%
Taylor	1,753	<div></div> 0%	4	1,757	23	1.3%
Washington	1,644	<div></div> 0%	16	1,660	29	1.8%
Levy	1,574	<div></div> 0%	7	1,581	16	1.0%
Bradford	1,565	<div></div> 0%	4	1,569	22	1.4%
Madison	1,390	<div></div> 0%	18	1,408	30	2.2%
Lafayette	1,388	<div></div> 0%	0	1,388	20	1.4%
Holmes	1,293	<div></div> 0%	22	1,315	17	1.3%
Union	1,305	<div></div> 0%	0	1,305	61	4.7%
Gulf	1,128	<div></div> 0%	15	1,143	24	2.1%
Hamilton	1,045	<div></div> 0%	10	1,055	12	1.1%
Dixie	995	<div></div> 0%	4	999	11	1.1%
Calhoun	982	<div></div> 0%	2	984	23	2.3%
Gilchrist	859	<div></div> 0%	0	859	20	2.3%
Franklin	836	<div></div> 0%	13	849	4	0.5%
Jefferson	819	<div></div> 0%	17	836	12	1.5%
Glades	716	<div></div> 0%	1	717	11	1.5%
Liberty	644	<div></div> 0%	1	645	14	2.2%
Total	1,107,103		18,828	1,125,931	19,866	1.8%



# COVID-19: characteristics of 1,107,103 Florida resident cases

Data through Dec 12, 2020 verified as of Dec 13, 2020 at 09:25 AM

Data in this report are provisional and subject to change.

The table below includes the cities and counties of residence for cases in Florida residents based on the patient's ZIP Code. Note that city is not always received as part of the initial notification and may be missing while the case is being investigated.

City and county	Cases
Miami, Dade	148,005
Orlando, Orange	47,704
Jacksonville, Duval	46,274
Tampa, Hillsborough	38,904
Hialeah, Dade	34,939
Fort Lauderdale, Broward	27,227
Hollywood, Broward	23,008
West Palm Beach, Palm Beach	17,720
Kissimmee, Osceola	16,290
Naples, Collier	15,929
Tallahassee, Leon	15,486
Homestead, Dade	15,022
Saint Petersburg, Pinellas	14,314
Pensacola, Escambia	13,692
Fort Myers, Lee	13,515
Pompano Beach, Broward	12,653
Bradenton, Manatee	12,338
Boca Raton, Palm Beach	12,168
Gainesville, Alachua	11,458
Ocala, Marion	11,365
Lakeland, Polk	10,676
Sarasota, Sarasota	9,759
Lake Worth, Palm Beach	9,114
Cape Coral, Lee	8,266
Port Saint Lucie, St. Lucie	7,801
Miramar, Broward	7,618
Clearwater, Pinellas	7,251
Miami Beach, Dade	6,909
Miami Gardens, Dade	6,807
Boynton Beach, Palm Beach	6,739
Coral Springs, Broward	6,140
Panama City, Bay	6,056
Saint Augustine, St. Johns	5,548
Melbourne, Brevard	5,445
Winter Haven, Polk	5,443
Lehigh Acres, Lee	5,386
Doral, Dade	5,249
Delray Beach, Palm Beach	5,240
Davie, Broward	4,865
Lake City, Columbia	4,753
Sunrise, Broward	4,517
Coral Gables, Dade	4,510
Milton, Santa Rosa	4,501
Riverview, Hillsborough	4,469
Vero Beach, Indian River	4,201
Fort Pierce, St. Lucie	4,138
Daytona Beach, Volusia	4,079
Saint Cloud, Osceola	4,078
Largo, Pinellas	3,895
Palm Bay, Brevard	3,866
New Port Richey, Pasco	3,840
Brandon, Hillsborough	3,811
Plantation, Broward	3,809
Orange Park, Clay	3,776
North Miami Beach, Dade	3,732
Apopka, Orange	3,692
Plant City, Hillsborough	3,676
Weston, Broward	3,589
Deerfield Beach, Broward	3,510

# COVID-19: characteristics of 1,107,103 Florida resident cases

Data through Dec 12, 2020 verified as of Dec 13, 2020 at 09:25 AM

Data in this report are provisional and subject to change.

The table below includes the cities and counties of residence for cases in Florida residents based on the patient's ZIP Code. Note that city is not always received as part of the initial notification and may be missing while the case is being investigated.

City and county	Cases
Miami Lakes, Dade	3,460
Jupiter, Palm Beach	3,446
Spring Hill, Hernando	3,443
Sanford, Seminole	3,335
Stuart, Martin	3,284
Clermont, Lake	3,275
Fort Walton Beach, Okaloosa	3,180
Deltona, Volusia	3,107
Port Charlotte, Charlotte	3,059
Tamarac, Broward	3,033
Davenport, Polk	2,985
Live Oak, Suwannee	2,868
Winter Garden, Orange	2,815
Opa Locka, Dade	2,787
Palm Beach Gardens, Palm Beach	2,738
Crestview, Okaloosa	2,736
Cutler Ridge, Dade	2,734
Palmetto, Manatee	2,655
Deland, Volusia	2,652
Immokalee, Collier	2,651
Coconut Creek, Broward	2,603
Wesley Chapel, Pasco	2,598
Land O Lakes, Pasco	2,597
Margate, Broward	2,587
Arcadia, Desoto	2,526
Palm Coast, Flagler	2,508
Winter Park, Orange	2,492
Oviedo, Seminole	2,489
Wellington, Palm Beach	2,429
Palm Harbor, Pinellas	2,412
Hallandale, Broward	2,332
Altamonte Springs, Seminole	2,327
Venice, Sarasota	2,261
Haines City, Polk	2,227
Sebring, Highlands	2,219
Brooksville, Hernando	2,174
Okeechobee, Okeechobee	2,150
North Port, Sarasota	2,148
Punta Gorda, Charlotte	2,139
Middleburg, Clay	2,130
Lutz, Hillsborough	2,122
Bonita Springs, Lee	2,110
Key West, Monroe	2,102
Lake Worth Beach, Palm Beach	2,082
Ocoee, Orange	2,043
Pembroke Pines, Broward	2,006
North Lauderdale, Broward	1,982
Valrico, Hillsborough	1,973
Leesburg, Lake	1,961
Seminole, Pinellas	1,947
North Miami, Dade	1,920
Zephyrhills, Pasco	1,883
Port Orange, Volusia	1,876
Ruskin, Hillsborough	1,855
Pinellas Park, Pinellas	1,824
Quincy, Gadsden	1,788
Longwood, Seminole	1,754
Saint Johns, St. Johns	1,733
Jacksonville Beach, Duval	1,732



# COVID-19: characteristics of 1,107,103 Florida resident cases

Data through Dec 12, 2020 verified as of Dec 13, 2020 at 09:25 AM

Data in this report are provisional and subject to change.

The table below includes the cities and counties of residence for cases in Florida residents based on the patient's ZIP Code. Note that city is not always received as part of the initial notification and may be missing while the case is being investigated.

City and county	Cases
Windermere, Orange	1,728
Ormond Beach, Volusia	1,708
Oakland Park, Broward	1,664
Perry, Taylor	1,649
Navarre, Santa Rosa	1,632
Niceville, Okaloosa	1,632
Crawfordville, Wakulla	1,619
Dade City, Pasco	1,606
Casselberry, Seminole	1,602
Cocoa, Brevard	1,582
Green Cove Springs, Clay	1,541
Gulf Breeze, Santa Rosa	1,529
Clewiston, Hendry	1,524
Cantonment, Escambia	1,522
Bartow, Polk	1,520
Palatka, Putnam	1,520
Marianna, Jackson	1,515
Royal Palm Beach, Palm Beach	1,498
The Villages, Sumter	1,474
Kissimmee, Polk	1,471
Hudson, Pasco	1,470
North Fort Myers, Lee	1,435
Defuniak Springs, Walton	1,388
Port Richey, Pasco	1,385
Crossings, Dade	1,382
Lake Mary, Seminole	1,378
Inverness, Citrus	1,375
Panama City Beach, Bay	1,375
Coconut Grove, Dade	1,372
Mayo, Lafayette	1,371
Auburndale, Polk	1,354
Lynn Haven, Bay	1,338
Ponte Vedra Beach, St. Johns	1,337
Wimauma, Hillsborough	1,335
Missing, Dade	1,317
Chipley, Washington	1,316
Aventura, Dade	1,315
Carol City, Dade	1,309
Tarpon Springs, Pinellas	1,306
Fernandina Beach, Nassau	1,295
Titusville, Brevard	1,287
Lake Wales, Polk	1,268
Belle Glade, Palm Beach	1,253
Santa Rosa Beach, Walton	1,235
Starke, Bradford	1,232
New Smyrna Beach, Volusia	1,218
Winter Springs, Seminole	1,216
Merritt Island, Brevard	1,199
Estero, Lee	1,163
Cooper City, Broward	1,163
Loxahatchee, Palm Beach	1,162
Fleming Island, Clay	1,158
Labelle, Hendry	1,147
Sarasota, Manatee	1,131
Destin, Okaloosa	1,123
Avon Park, Highlands	1,118
Biscayne Park, Dade	1,112
Key Biscayne, Dade	1,109
Dunedin, Pinellas	1,107

# COVID-19: characteristics of 1,107,103 Florida resident cases

Data through Dec 12, 2020 verified as of Dec 13, 2020 at 09:25 AM

Data in this report are provisional and subject to change.

The table below includes the cities and counties of residence for cases in Florida residents based on the patient's ZIP Code. Note that city is not always received as part of the initial notification and may be missing while the case is being investigated.

City and county	Cases
Parkland, Broward	1,101
Wauchula, Hardee	1,087
Holiday, Pasco	1,053
Palm City, Martin	1,049
Parrish, Manatee	1,034
Indiantown, Martin	1,032
Mulberry, Polk	1,028
Eustis, Lake	1,001
Rockledge, Brevard	1,000
Tavares, Lake	998
Seffner, Hillsborough	994
Riviera Beach, Palm Beach	986
Graceville, Jackson	980
Century, Escambia	977
Madison, Madison	971
Bonifay, Holmes	970
Lake Butler, Union	958
Odessa, Hillsborough	958
Florida City, Dade	953
Macclenny, Baker	951
Mount Dora, Lake	949
Crystal River, Citrus	904
El Portal, Dade	900
Orange City, Volusia	887
Everglades National Park, Dade	869
Lake Placid, Highlands	855
Groveland, Lake	853
Dania, Broward	838
Maitland, Orange	830
Dover, Hillsborough	801
Lithia, Hillsborough	795
Sanderson, Baker	790
Gibsonton, Hillsborough	785
Homosassa, Citrus	783
Pinecrest, Dade	780
Yulee, Nassau	776
Atlantic Beach, Duval	759
Monticello, Jefferson	754
Ponte Vedra, St. Johns	741
Hobe Sound, Martin	737
Summerfield, Marion	737
Coleman, Sumter	727
Jasper, Hamilton	724
Palm Springs, Palm Beach	704
Uleta, Dade	704
Olympia Heights, Dade	704
Pace, Santa Rosa	700
Callahan, Nassau	694
Lantana, Palm Beach	689
Oldsmar, Pinellas	687
Sebastian, Indian River	684
Alachua, Alachua	676
Coral, Dade	675
Moore Haven, Glades	674
Blountstown, Calhoun	666
Lecanto, Citrus	660
Sun City Center, Hillsborough	657
Havana, Gadsden	652
Apollo Beach, Hillsborough	652

# COVID-19: characteristics of 1,107,103 Florida resident cases

Data through Dec 12, 2020 verified as of Dec 13, 2020 at 09:25 AM

Data in this report are provisional and subject to change.

The table below includes the cities and counties of residence for cases in Florida residents based on the patient's ZIP Code. Note that city is not always received as part of the initial notification and may be missing while the case is being investigated.

City and county	Cases
North Palm Beach, Palm Beach	651
South Miami, Dade	651
Debary, Volusia	642
Wewahitchka, Gulf	633
Lady Lake, Lake	622
Edgewater, Volusia	614
Dunnellon, Marion	608
Trenton, Gilchrist	606
Newberry, Alachua	591
Chattahoochee, Gadsden	584
Frostproof, Polk	583
Palmetto Bay, Dade	581
Cross City, Dixie	580
Fisher Island, Dade	578
Bellevue, Marion	577
Ellenton, Manatee	576
Wildwood, Sumter	574
South Bay, Palm Beach	572
Williston, Levy	562
Pahokee, Palm Beach	555
Jensen Beach, Martin	551
Lauderhill, Broward	551
Wilton Manors, Broward	540
Fellsmere, Indian River	540
Satellite Beach, Brevard	534
Beverly Hills, Citrus	533
Bristol, Liberty	533
Freeport, Walton	533
Safety Harbor, Pinellas	532
Lauderdale Lakes, Broward	529
Nokomis, Sarasota	518
Polk City, Polk	510
Mary Esther, Okaloosa	510
Crescent City, Putnam	500
Key Largo, Monroe	499
Hilliard, Nassau	498
Bowling Green, Hardee	489
Port Saint Joe, Gulf	481
Marco Island, Collier	480
Shalimar, Okaloosa	477
Hernando, Citrus	477
Bushnell, Sumter	475
Dunnellon, Citrus	472
Keystone Heights, Clay	466
Carrabelle, Franklin	445
Fort Meade, Polk	440
Glen Saint Mary, Baker	438
Medley, Dade	427
Sweetwater, Dade	427
Englewood, Charlotte	427
Chiefland, Levy	415
Southwest Ranches, Broward	398
Miramar Beach, Walton	396
Indialantic, Brevard	388
Marathon, Monroe	388
Sneads, Jackson	385
Old Town, Dixie	384
Cocoa Beach, Brevard	375
Florida State University, Leon	374

# COVID-19: characteristics of 1,107,103 Florida resident cases

Data through Dec 12, 2020 verified as of Dec 13, 2020 at 09:25 AM

Data in this report are provisional and subject to change.

The table below includes the cities and counties of residence for cases in Florida residents based on the patient's ZIP Code. Note that city is not always received as part of the initial notification and may be missing while the case is being investigated.

City and county	Cases
Thonotosassa, Hillsborough	372
Spring Hill, Pasco	369
Centerville, Leon	368
Jacksonville, St. Johns	368
Bronson, Levy	361
Lake Alfred, Polk	361
Neptune Beach, Duval	357
Englewood, Sarasota	356
Fort Myers Beach, Lee	346
High Springs, Alachua	336
Belle Isle, Orange	334
Sorrento, Lake	331
Minneola, Lake	328
Baker, Okaloosa	322
Cottondale, Jackson	318
Interlachen, Putnam	318
Raiford, Union	317
Fort White, Columbia	317
Trinity, Pasco	317
Clearwater Beach, Pinellas	314
West Melbourne, Brevard	312
Palm Beach, Palm Beach	297
Fruitland Park, Lake	296
Oakland, Orange	295
Mascotte, Lake	287
Malone, Jackson	286
Rotunda West, Charlotte	275
Gulfport, Pinellas	274
Lehigh, Lee	272
Umatilla, Lake	272
Zolfo Springs, Hardee	270
Midway, Gadsden	267
Bunnell, Flagler	266
Citra, Marion	262
Weeki Wachee, Hernando	256
Silver Springs, Marion	256
Myakka City, Manatee	253
Hawthorne, Alachua	249
Haverhill, Palm Beach	245
Pierson, Volusia	242
Tavernier, Monroe	240
Winter Park, Seminole	236
South Daytona, Volusia	236
Bell, Gilchrist	235
Youngstown, Bay	234
Molino, Escambia	233
Jay, Santa Rosa	230
De Leon Springs, Volusia	230
Orlando, Osceola	229
Flagler Beach, Flagler	222
Branford, Suwannee	219
Cape Canaveral, Brevard	217
Melbourne Beach, Brevard	213
Lake Park, Palm Beach	213
Altha, Calhoun	212
Alva, Lee	212
Apalachicola, Franklin	212
Ocklawaha, Marion	211
Surfside, Dade	208

# COVID-19: characteristics of 1,107,103 Florida resident cases

Data through Dec 12, 2020 verified as of Dec 13, 2020 at 09:25 AM

Data in this report are provisional and subject to change.

The table below includes the cities and counties of residence for cases in Florida residents based on the patient's ZIP Code. Note that city is not always received as part of the initial notification and may be missing while the case is being investigated.

City and county	Cases
Holly Hill, Volusia	207
Osprey, Sarasota	207
Greenville, Madison	206
Lawtey, Bradford	205
Celebration, Osceola	204
Oxford, Sumter	203
Mims, Brevard	201
Jennings, Hamilton	201
Indian Harbour Beach, Brevard	200
Archer, Alachua	199
Ave Maria, Collier	198
Grand Ridge, Jackson	195
Dundee, Polk	192
Tequesta, Palm Beach	191
East Palatka, Putnam	191
Orlando, Seminole	191
Bay Harbor Islands, Dade	187
Greenwood, Jackson	184
Kenneth City, Pinellas	179
Edgewood, Orange	178
Hastings, St. Johns	177
Eagle Lake, Polk	173
Vernon, Washington	173
Montverde, Lake	172
O Brien, Suwannee	171
Chuluota, Seminole	169
Bal Harbour, Dade	168
Floral City, Citrus	168
Eastpoint, Franklin	166
Gotha, Orange	165
Gretna, Gadsden	160
Westville, Holmes	157
Orlando, Dade	157
Webster, Sumter	156
South Pasadena, Pinellas	155
Satsuma, Putnam	155
West Miami, Dade	154
Melrose, Putnam	154
San Antonio, Pasco	150
Indian Rocks Beach, Pinellas	148
Elkton, St. Johns	146
Valparaiso, Okaloosa	145
Lee, Madison	144
Malabar, Brevard	140
Laurel Hill, Okaloosa	138
Ponce De Leon, Holmes	138
Southport, Bay	137
Clair-Mel City, Hillsborough	137
Eglin Air Force Base, Okaloosa	136
Apopka, Seminole	135
Lake Panasoffkee, Sumter	134
Azalea Park, Orange	133
Grand Island, Lake	132
University Of Miami, Dade	132
Orlando, Polk	132
Missing, Lee	131
Bryceville, Nassau	130
Reddick, Marion	130
Inlet Beach, Walton	126

# COVID-19: characteristics of 1,107,103 Florida resident cases

Data through Dec 12, 2020 verified as of Dec 13, 2020 at 09:25 AM

Data in this report are provisional and subject to change.

The table below includes the cities and counties of residence for cases in Florida residents based on the patient's ZIP Code. Note that city is not always received as part of the initial notification and may be missing while the case is being investigated.

City and county	Cases
Fort McCoy, Marion	125
Wellborn, Suwannee	125
Geneva, Seminole	123
Hiawassee, Orange	121
Lakewood Ranch, Manatee	121
White Springs, Hamilton	119
Alford, Jackson	117
Mcdavid, Escambia	117
Sebastian, Brevard	116
Alafaya, Orange	115
Orlando, Broward	115
Belleair, Pinellas	114
Summerland Key, Monroe	113
Missing, Brevard	113
Morriston, Levy	109
Sanibel, Lee	108
Juno Beach, Palm Beach	107
Anthony, Marion	107
Hallandale Beach, Broward	106
Fountain, Bay	104
Matlacha, Lee	103
Missing, Orange	103
Orlando, Volusia	103
Weirsdale, Marion	102
Orlando, Hillsborough	101
Mcalpin, Suwannee	101
Lockhart, Orange	100
Zellwood, Orange	100
Greenacres, Palm Beach	99
Hosford, Liberty	97
Holmes Beach, Manatee	97
Missing, Volusia	97
South Fort Myers, Lee	97
Islamorada, Monroe	96
Missing, Santa Rosa	96
Bay Lake, Orange	95
Pomona Park, Putnam	95
Micanopy, Alachua	95
Howey-In-The-Hills, Lake	94
Longboat Key, Manatee	93
Babson Park, Polk	91
Madeira Beach, Pinellas	91
Kindred, Osceola	90
Fern Park, Seminole	90
Center Hill, Sumter	89
Astatula, Lake	89
Saint James City, Lee	88
Missing, Marion	87
Poinciana, Polk	87
Lauderdale By The Sea, Broward	86
University Of Fl, Alachua	86
Odessa, Pasco	86
Carrollwood, Hillsborough	85
Cloud Lake, Palm Beach	84
Sopchoppy, Wakulla	83
Bokeelia, Lee	83
Holt, Okaloosa	83
Mangonia Park, Palm Beach	82
Viera, Brevard	82



# COVID-19: characteristics of 1,107,103 Florida resident cases

Data through Dec 12, 2020 verified as of Dec 13, 2020 at 09:25 AM

Data in this report are provisional and subject to change.

The table below includes the cities and counties of residence for cases in Florida residents based on the patient's ZIP Code. Note that city is not always received as part of the initial notification and may be missing while the case is being investigated.

City and county	Cases
Atlantis, Palm Beach	81
Caryville, Washington	81
Missing, Palm Beach	80
Steinhatchee, Taylor	80
Lake Helen, Volusia	79
Big Pine Key, Monroe	79
Temple Terrace, Hillsborough	79
Grant-Valkaria, Brevard	78
Oak Hill, Volusia	76
The Villages, Lake	75
Sumterville, Sumter	73
Seville, Volusia	73
Maitland, Seminole	72
Orlando, Palm Beach	72
F M, Lee	72
Orlando, Lake	71
Avon Park, Polk	70
Hypoluxo, Palm Beach	69
Osteen, Volusia	68
Citrus Springs, Citrus	67
Panacea, Wakulla	66
Cutler Bay, Dade	66
Lady Lake, Sumter	65
Clarksville, Calhoun	65
Missing, Duval	64
University Of Central Florida, Orange	64
Buena Ventura Lakes, Osceola	63
Placida, Charlotte	63
Lake Hamilton, Polk	62
Missing, Collier	62
Air Mail Facility, Dade	62
Lutz, Pasco	61
Altoona, Lake	61
Hollister, Putnam	61
Stock Island, Monroe	61
Dinsmore, Duval	60
Belleair Beach, Pinellas	60
Golden Beach, Dade	60
Lamont, Jefferson	59
San Mateo, Putnam	59
University Of South Florida, Hillsborough	59
Waldo, Alachua	59
The Villages, Marion	58
Brooker, Bradford	58
Bonita Beach, Lee	57
Ochopee, Collier	57
Palma Ceia, Hillsborough	57
Astor, Lake	56
Eatonville, Orange	56
Missing, Broward	56
Christmas, Orange	56
Ponce Inlet, Volusia	56
Hurlburt Field, Okaloosa	55
Missing, Pasco	55
Callaway, Bay	53
Barefoot Bay, Brevard	53
Kendall, Dade	52
Missing, St. Johns	52
Bradenton Beach, Manatee	52

# COVID-19: characteristics of 1,107,103 Florida resident cases

Data through Dec 12, 2020 verified as of Dec 13, 2020 at 09:25 AM

Data in this report are provisional and subject to change.

The table below includes the cities and counties of residence for cases in Florida residents based on the patient's ZIP Code. Note that city is not always received as part of the initial notification and may be missing while the case is being investigated.

City and county	Cases
Inglis, Levy	52
Paisley, Lake	52
Crystal Beach, Pinellas	51
Pinetta, Madison	51
Greensboro, Gadsden	50
Missing, Pinellas	50
Lighthouse Point, Broward	50
Baldwin, Duval	50
Bascom, Jackson	49
Welaka, Putnam	49
Canal Point, Palm Beach	48
Orlando, Brevard	48
Hampton, Bradford	47
Tierra Verde, Pinellas	45
Ocean Ridge, Palm Beach	45
Princeton, Dade	44
Florida Gulf Coast Univ, Lee	43
Harmony, Osceola	43
Sunny Isles Beach, Dade	42
Florahome, Putnam	42
Orlando, Pinellas	41
Saint Pete Beach, Pinellas	41
Rocky Point, Hillsborough	41
Felda, Hendry	40
Patrick Air Force Base, Brevard	39
Destin, Walton	39
Campbellton, Jackson	39
West Park, Broward	38
University Of Tampa, Hillsborough	38
Fruit Cove, St. Johns	38
Manalapan, Palm Beach	38
Sewalls Point, Martin	38
Palm Beach Shores, Palm Beach	37
Tyndall Air Force Base, Bay	37
Fort Denaud, Hendry	37
Yalaha, Lake	36
Lorida, Highlands	36
Boca Grande, Lee	36
Orlando, Leon	35
Georgetown, Putnam	35
Cinco Bayou, Okaloosa	34
Village Of Wellington, Palm Beach	34
Flemington, Marion	34
North Venice, Sarasota	34
North Redington Beach, Pinellas	33
Ebro, Washington	33
Reunion, Osceola	33
Walnut Hill, Escambia	33
Treasure Island, Pinellas	32
Missing, Hernando	32
Cedar Key, Levy	31
Saint Leo, Pasco	30
Anna Maria, Manatee	30
Bellview, Escambia	30
Kathleen, Polk	30
Singer Island, Palm Beach	29
Missing, Hillsborough	29
Highland Beach, Palm Beach	29
Lake Suzy, Desoto	29

# COVID-19: characteristics of 1,107,103 Florida resident cases

Data through Dec 12, 2020 verified as of Dec 13, 2020 at 09:25 AM

Data in this report are provisional and subject to change.

The table below includes the cities and counties of residence for cases in Florida residents based on the patient's ZIP Code. Note that city is not always received as part of the initial notification and may be missing while the case is being investigated.

City and county	Cases
Naranja, Dade	28
Barry University, Dade	28
Aloma, Orange	28
Dania Beach, Broward	27
Eaton Park, Polk	27
Heathrow, Seminole	27
Cudjoe Key, Monroe	27
Bay Pines, Pinellas	26
Florida State, Leon	26
Terra Ceia, Manatee	26
Univ Of FI Student Dorms, Alachua	25
Enterprise, Volusia	25
Salt Springs, Marion	25
Miami Springs, Dade	25
Waverly, Polk	25
Winter Garden, Lake	25
South Miami Heights, Dade	25
Intercession City, Osceola	25
Jupiter, Martin	25
Miami, Unknown	24
Ona, Hardee	24
Orlando, Pasco	24
Gulf Breeze, Escambia	23
Missing, Nassau	23
South Palm Beach, Palm Beach	23
Orlando, Duval	23
Micco, Brevard	23
Hialeah Gardens, Dade	23
Labelle, Glades	23
Florida Dept Of Corrections, Union	22
University Of Central FI, Orange	22
Town N Country, Hillsborough	22
Kinard, Calhoun	22
Palm Shores, Brevard	22
Santa Fe, Alachua	22
Kenansville, Osceola	22
Missing, Lake	22
Nocatee, Desoto	21
Highland City, Polk	21
Miromar Lakes, Lee	21
Tioga, Alachua	21
Florida A And M University, Leon	21
North Bay Village, Dade	21
Bagdad, Santa Rosa	21
Okahumpka, Lake	21
Miami Shores, Dade	21
Bonita Springs, Collier	21
Pensacola Beach, Santa Rosa	21
Penney Farms, Clay	20
Orlando, Marion	20
Fort Lauderdale, Dade	20
Missing, Escambia	20
Missing, Manatee	20
Missing, Seminole	19
Northdale, Hillsborough	19
Pasadena, Pinellas	19
La Crosse, Alachua	19
Tice, Lee	19
University Of Central Florida, Broward	18

# COVID-19: characteristics of 1,107,103 Florida resident cases

Data through Dec 12, 2020 verified as of Dec 13, 2020 at 09:25 AM

Data in this report are provisional and subject to change.

The table below includes the cities and counties of residence for cases in Florida residents based on the patient's ZIP Code. Note that city is not always received as part of the initial notification and may be missing while the case is being investigated.

City and county	Cases
Florida International Univ, Dade	18
Tangerine, Orange	18
Ponte Vedra, Duval	18
Babcock Ranch, Lee	18
Balm, Hillsborough	18
Lulu, Columbia	18
Key Colony Beach, Monroe	18
Stetson University, Volusia	18
Missing, Sumter	18
Missing, Citrus	18
Bayonet Point, Pasco	17
Apopka, Lake	17
Goulds, Dade	17
Sun City, Hillsborough	17
Orlando, Alachua	17
Sydney, Hillsborough	17
Chokoloskee, Collier	17
City Of Westlake, Palm Beach	16
Missing, Clay	16
Hawthorne, Putnam	16
West Panama City Beach, Bay	16
Hallandale Beach, Broward	16
Perdido Key, Escambia	16
Lacoochee, Pasco	16
Homosassa Springs, Citrus	15
Dowling Park, Suwannee	15
Maitland, Volusia	15
Palmdale, Glades	15
Paxton, Walton	14
Bonifay, Washington	14
Winter Park, Polk	14
Mexico Beach, Bay	14
Horseshoe Beach, Dixie	14
Missing, Indian River	14
Candler, Marion	14
Missing, Okaloosa	14
Missing, Polk	14
Little Torch Key, Monroe	14
Siesta Key, Sarasota	14
City Of Sunrise, Broward	14
Missing, Martin	14
Orlando, Manatee	14
Ocoee, Lake	14
Village Of Palmetto Bay, Dade	14
Goodland, Collier	14
Branford, Lafayette	14
University Of Central Fl, Hillsborough	14
Indian Lake Estates, Polk	14
Saint Marks, Wakulla	13
Orlando, Lee	13
Orange Lake, Marion	13
Mcintosh, Marion	13
Venus, Highlands	13
Sugarloaf Key, Monroe	13
New Smyrna, Volusia	13
Orlando, Flagler	13
Pembroke Park, Broward	13
Green Acres, Palm Beach	13
Maitland, Polk	13

# COVID-19: characteristics of 1,107,103 Florida resident cases

Data through Dec 12, 2020 verified as of Dec 13, 2020 at 09:25 AM

Data in this report are provisional and subject to change.

The table below includes the cities and counties of residence for cases in Florida residents based on the patient's ZIP Code. Note that city is not always received as part of the initial notification and may be missing while the case is being investigated.

City and county	Cases
Yankeetown, Levy	13
Bostwick, Putnam	12
Champions Gate, Polk	12
Homeland, Polk	12
Long Key, Monroe	12
Crystal Springs, Pasco	12
Wewahitchka, Calhoun	12
Bradley, Polk	12
Florence Villa, Polk	12
Cortez, Manatee	12
Zellwood, Lake	12
Miami, Broward	12
Maitland, Osceola	12
White Springs, Columbia	12
Poinciana, Osceola	11
Hernando Beach, Hernando	11
Eloise, Polk	11
Earleton, Alachua	11
Tallevast, Manatee	11
Mount Dora, Orange	11
Mango, Hillsborough	11
Hollywood, Dade	11
Duette, Manatee	11
Missing, St. Lucie	11
Caryville, Holmes	11
Fort Ogden, Desoto	11
Loughman, Polk	11
Plymouth, Orange	11
Unknown, Dade	11
Telogia, Liberty	10
Lake City, Suwannee	10
Bayshore Gardens, Manatee	10
Sparr, Marion	10
Graceville, Holmes	10
Jacksonville, Unknown	10
Buckingham, Lee	10
Parker, Bay	10
Jensen Beach, St. Lucie	10
Florida International University, Dade	10
Greenville, Taylor	10
Apopka, Volusia	10
Passport, Unknown	10
Village Wellington, Palm Beach	10
Saint Johns, Duval	10
Rosemary Beach, Walton	10
Wabasso, Indian River	10
Gulf Hammock, Levy	9
Bonaventure, Broward	9
Lamont, Madison	9
Steinhatchee, Dixie	9
Westchase, Hillsborough	9
Graham, Bradford	9
Gulf Stream, Palm Beach	9
Mexico Beach, Gulf	9
Durant, Hillsborough	9
Orlando, Escambia	9
Laurel Hill, Walton	9
Laud-By-The-Sea, Broward	9
University Park, Manatee	9

# COVID-19: characteristics of 1,107,103 Florida resident cases

Data through Dec 12, 2020 verified as of Dec 13, 2020 at 09:25 AM

Data in this report are provisional and subject to change.

The table below includes the cities and counties of residence for cases in Florida residents based on the patient's ZIP Code. Note that city is not always received as part of the initial notification and may be missing while the case is being investigated.

City and county	Cases
Ridge Manor, Pasco	9
Orlando, Okaloosa	9
Cottdonale, Washington	9
Everglades City, Collier	9
Palma Sola, Manatee	9
Long Boat Key, Manatee	9
Saint George Island, Franklin	9
Wausau, Washington	9
Woodville, Leon	9
Westlake, Palm Beach	8
Murdock, Charlotte	8
Maitland, Hillsborough	8
Hialeah, Unknown	8
Trenton, Levy	8
Lowell, Marion	8
Ferndale, Lake	8
Archer, Levy	8
Perrine, Dade	8
Wahneta, Polk	8
Webster, Hernando	8
Holder, Citrus	8
Indian River Shores, Indian River	8
Orlando, St. Lucie	8
Shady Hills, Pasco	8
Rubonia, Manatee	8
Gonzalez, Escambia	8
Florida State Univ Admin, Leon	8
Union Park, Orange	7
Virginia Gardens, Dade	7
Nichols, Polk	7
Evinston, Alachua	7
Fanning Springs, Gilchrist	7
West Delray Beach, Palm Beach	7
University Of Central Fl, Martin	7
Missing, Bay	7
Leisure City, Dade	7
Brooksville, Pasco	7
Lake Como, Putnam	7
Saint Lucie West, St. Lucie	7
Ramrod Key, Monroe	7
Orlando, Sarasota	7
Watersound, Walton	7
Pine Hills, Orange	7
Golden Oak, Orange	7
Jerome, Collier	7
Lealman, Pinellas	7
Fort Charlotte, Charlotte	7
Trilby, Pasco	7
Maitland, Lake	7
Alturas, Polk	7
Forest City, Orange	6
Missing, Columbia	6
Ponce De Leon, Walton	6
Switzerland, St. Johns	6
Palm City, St. Lucie	6
Lake Monroe, Seminole	6
Ocoee, Osceola	6
Belleair Bluffs, Pinellas	6
Mayport Naval Station, Duval	6



# COVID-19: characteristics of 1,107,103 Florida resident cases

Data through Dec 12, 2020 verified as of Dec 13, 2020 at 09:25 AM

Data in this report are provisional and subject to change.

The table below includes the cities and counties of residence for cases in Florida residents based on the patient's ZIP Code. Note that city is not always received as part of the initial notification and may be missing while the case is being investigated.

City and county	Cases
Lake Butler, Bradford	6
Port Saint John, Brevard	6
Mount Plymouth, Lake	6
N/A, Unknown	6
Hillsboro Beach, Broward	6
Suwannee, Dixie	6
Orlando, St. Johns	6
Orlando, Hernando	6
Orlando, Collier	6
Maxville, Duval	6
Orchid, Indian River	6
Ozona, Pinellas	6
Pine Castle, Orange	6
Indian Creek Village, Dade	6
Lakeshore, Polk	6
Morriston, Marion	6
Lakewood Ranch, Sarasota	5
Longboat Key, Sarasota	5
Duck Key, Monroe	5
Psl, Unknown	5
Nalcrest, Polk	5
Hutchinson Island, St. Lucie	5
High Springs, Gilchrist	5
Forest City, Seminole	5
Windermere, Alachua	5
Missing, Unknown	5
Missing, Putnam	5
Braden River, Manatee	5
Roseland, Indian River	5
Winter Garden, Osceola	5
Eatonville, Polk	5
Dade City, Hernando	5
Citrus Hills, Citrus	5
Choctaw Beach, Okaloosa	5
Niceville, Walton	5
Pass, Unknown	5
Quail Heights, Dade	5
River Ranch, Polk	5
Stuart, St. Lucie	5
Winter Park, Broward	5
Winter Garden, Seminole	5
Pine Ridge, Citrus	5
Orlando, Charlotte	5
Missing, Leon	5
Beverly Beach, Flagler	5
Redington Beach, Pinellas	5
Redington Shores, Pinellas	5
Westchester, Dade	5
Ebro, Bay	5
Deer Island, Lake	5
East Lake, Marion	5
Innovation, Pasco	5
Orlando, Highlands	5
Apopka, Broward	5
Davenport, Osceola	4
Glen Ridge, Palm Beach	4
Goldenrod, Seminole	4
Missing, Sarasota	4
Sea Ranch Lakes, Broward	4

# COVID-19: characteristics of 1,107,103 Florida resident cases

Data through Dec 12, 2020 verified as of Dec 13, 2020 at 09:25 AM

Data in this report are provisional and subject to change.

The table below includes the cities and counties of residence for cases in Florida residents based on the patient's ZIP Code. Note that city is not always received as part of the initial notification and may be missing while the case is being investigated.

City and county	Cases
Grove City, Charlotte	4
Daytona Beach Shores, Volusia	4
Barberville, Volusia	4
Orlando, Bay	4
Apopka, Dade	4
Mayport, Duval	4
Maitland, Leon	4
Orlando, Santa Rosa	4
Shady Grove, Taylor	4
White City, Gulf	4
Windermere, Leon	4
University Of Central Florida, Brevard	4
Valkaria, Brevard	4
Orlando, Columbia	4
Loxahatchee Groves, Palm Beach	4
Indian Shores, Pinellas	4
Live Oak, Madison	4
Briny Breezes, Palm Beach	4
Basinger, Okeechobee	4
Missing, Alachua	4
Williston, Marion	4
Saint Augustine, Duval	4
Alafaya, Broward	4
Elfers, Pasco	4
Fernandina, Nassau	4
International Service Center, Dade	4
Wakulla Springs, Wakulla	4
Orlando, Citrus	4
Seacrest, Walton	4
Ft Pierce, St. Lucie	4
Cypress, Jackson	4
Pensacola, Unknown	4
Ybor City, Hillsborough	4
Fort Lauderdale, Palm Beach	4
Naples, Lee	4
Miami Gardens, Unknown	4
Okeechobee, Osceola	4
North Fort Myers, Charlotte	3
Orlando, Jackson	3
Kissimmee, Unknown	3
Jacksonville Naval Air Station, Duval	3
Chicago, Lee	3
Clewiston, Palm Beach	3
Branford, Gilchrist	3
Bayou George, Bay	3
San Carlos Park, Lee	3
Westville, Walton	3
Winter Garden, Leon	3
Pensacola Beach, Escambia	3
Sugarloaf, Monroe	3
Clarcona, Orange	3
Lamont, Taylor	3
Lloyd, Jefferson	3
Miccosukee, Leon	3
Orlando, Nassau	3
Salem, Taylor	3
San Fernando, Unknown	3
Orange Springs, Marion	3
Oneco, Manatee	3

# COVID-19: characteristics of 1,107,103 Florida resident cases

Data through Dec 12, 2020 verified as of Dec 13, 2020 at 09:25 AM

Data in this report are provisional and subject to change.

The table below includes the cities and counties of residence for cases in Florida residents based on the patient's ZIP Code. Note that city is not always received as part of the initial notification and may be missing while the case is being investigated.

City and county	Cases
Pompano Beach, Palm Beach	3
Vernon, Bay	3
Windermere, Palm Beach	3
Winter Park, Brevard	3
Indian Rock Beach, Pinellas	3
Hollywood, Unknown	3
Monticello, Madison	3
Mayport Naval Housing, Duval	3
Fpo, Duval	3
Fernandina Beach, Duval	3
Cypress Gardens, Polk	3
Point Washington, Walton	3
University Of Central Fl, Seminole	3
Sand Lake, Orange	3
Seacrest, Bay	3
Vero Beach, St. Lucie	3
Mims, Volusia	3
Nobleton, Hernando	3
Orange Park, Duval	3
Julington Creek, St. Johns	3
Bella Collina, Lake	3
Apopka, Hillsborough	3
El Jobean, Charlotte	3
Miami Gardens, Broward	3
Lynbrook, Broward	3
Hallandale Beach, Unknown	3
Blountstown, Liberty	3
Captiva, Lee	3
Deerfield Beach, Palm Beach	3
Orlando, Indian River	3
Orlando, Martin	3
Saint Augustine Beach, St. Johns	3
Putnam Hall, Putnam	3
Village Of Golf, Palm Beach	3
Windermere, Seminole	3
West Bradenton, Manatee	3
Sunny Hills, Washington	3
Tampa, Pinellas	3
Winter Park, Alachua	3
Winter Park, Leon	3
Winter Park, Osceola	3
Worthington Springs, Union	3
Orlando, Union	3
Milton, Escambia	3
Inlet Beach, Bay	3
Jacksonville, Clay	3
Grandin, Putnam	3
Kissimmee, Orange	3
Johns Pass Village, Pinellas	3
Aripeka, Pasco	3
Port Salerno, Martin	3
Winter Garden, Polk	3
Eglin, Okaloosa	3
Margate, Unknown	3
Melrose, Bradford	3
Maitland, Pasco	3
Pp, Unknown	3
University Of Central Florida, Palm Beach	3
University Of Central Florida, Pinellas	3

# COVID-19: characteristics of 1,107,103 Florida resident cases

Data through Dec 12, 2020 verified as of Dec 13, 2020 at 09:25 AM

Data in this report are provisional and subject to change.

The table below includes the cities and counties of residence for cases in Florida residents based on the patient's ZIP Code. Note that city is not always received as part of the initial notification and may be missing while the case is being investigated.

City and county	Cases
Wildlight, Nassau	3
Winter Park, Lake	3
Missing, Hendry	3
Ocoee, Broward	3
Labelle, Lee	3
Apopka, Osceola	3
Brewton, Escambia	3
Cassadaga, Volusia	2
Lake Harbor, Palm Beach	2
Fort Walton Beach, Walton	2
Dunnellon, Levy	2
Missing, Walton	2
Moore Haven, Hendry	2
Orlando, Holmes	2
Orlando, Sumter	2
Lanark Village, Franklin	2
Woodside, Broward	2
Windermere, Polk	2
Winter Garden, Brevard	2
University Of Central Fl, Dade	2
University Of Central Fl, Osceola	2
Scottsmoor, Brevard	2
Portland, Unknown	2
Pp, Dade	2
Lockhart, Seminole	2
Madison, Unknown	2
Ocean Breeze, Martin	2
Hialeah, Broward	2
Jacksonville, Dade	2
Florida Power & Light Co, Dade	2
Gibsonia, Polk	2
Amelia City, Nassau	2
Alligator Point, Wakulla	2
Citrus Ridge, Indian River	2
Tangerine, Lake	2
Pass, Dade	2
Winter Garden, Hillsborough	2
Apopka, Marion	2
Apopka, Sarasota	2
Apopka, Flagler	2
Bonifay, Jackson	2
Clermont, Polk	2
Fort Pierce, Martin	2
Lake Buena Vista, Orange	2
Laurel, Sarasota	2
Lecanto, Marion	2
Ludlam, Dade	2
Oklawaha, Marion	2
Olustee, Baker	2
Ocoee, Duval	2
West Palm Beach, Dade	2
Tarpon Springs, Pasco	2
Winter Garden, Broward	2
Winter Garden, Dade	2
Windermere, Osceola	2
Winter Park, St. Johns	2
Upper Key Largo, Monroe	2
Saint Petersburg, Hillsborough	2
Saint Augusaintine Beach, St. Johns	2

# COVID-19: characteristics of 1,107,103 Florida resident cases

Data through Dec 12, 2020 verified as of Dec 13, 2020 at 09:25 AM

Data in this report are provisional and subject to change.

The table below includes the cities and counties of residence for cases in Florida residents based on the patient's ZIP Code. Note that city is not always received as part of the initial notification and may be missing while the case is being investigated.

City and county	Cases
Seven Springs, Pasco	2
Port Charlotte, Unknown	2
Punta Gorda, Lee	2
Port Saint Lucie, Martin	2
Orlando, Unknown	2
Coconut Creek, Unknown	2
Crawfordville, Leon	2
Cross Creek, Alachua	2
Alligator Point, Franklin	2
Immokalee, Lee	2
Fairfield, Marion	2
Eatonville, Lake	2
Fort Lauderdale, Unknown	2
Miami, Palm Beach	2
Missing, Jackson	2
None, Dade	2
Los Angeles, Okaloosa	2
Lutz, Pinellas	2
Lake Geneva, Clay	2
Lawtey, Union	2
Lakeland, Hillsborough	2
Grant Valkaria, Brevard	2
Apopka, Duval	2
Jupiter Island, Martin	2
Labelle, Collier	2
Lauderhill, Unknown	2
Jonesville, Alachua	2
Miami, Martin	2
Long Beach, Orange	2
Maitland, Palm Beach	2
Okeechobee, Highlands	2
North Port, Charlotte	2
Ocean Reef Club, Monroe	2
New Port Richey, Hillsborough	2
Miramar, Unknown	2
Missing, Monroe	2
Missing, Washington	2
Venice, Dade	2
Winter Park, Collier	2
Winter Park, Duval	2
Winter Park, Hillsborough	2
Winter Park, Volusia	2
Windermere, Hillsborough	2
University Of Central Fl, Broward	2
Dade City, Unknown	2
Day, Lafayette	2
Cross Key, Monroe	2
Green Cove Springs, Duval	2
Bowling Green, Polk	2
Crescent Beach, Sarasota	2
Marysville, Dade	2
Inglis, Citrus	2
Oakland Park, Unknown	2
Samoset, Manatee	2
Port Canaveral, Brevard	2
Sunrise, Unknown	2
Seguin, Unknown	2
Tampa, Broward	2
Ocoee, Leon	2

# COVID-19: characteristics of 1,107,103 Florida resident cases

Data through Dec 12, 2020 verified as of Dec 13, 2020 at 09:25 AM

Data in this report are provisional and subject to change.

The table below includes the cities and counties of residence for cases in Florida residents based on the patient's ZIP Code. Note that city is not always received as part of the initial notification and may be missing while the case is being investigated.

City and county	Cases
Milligan, Okaloosa	2
Los Angeles, Dade	2
Land O Lakes, Hillsborough	2
Keystone Heights, Bradford	2
Copeland, Collier	2
Cross City, Taylor	2
Carl Fisher, Dade	2
Glenwood, Volusia	2
Fort Lauderdale, Alachua	2
Saint Marys, Nassau	2
Windermere, Lake	2
Winter Park, Highlands	2
Sebring, Desoto	2
Pompano Beach, Unknown	2
Tampa, Hernando	2
University Of Central Florida, Lee	2
Vero Beach, Unknown	2
Wauchula, Desoto	2
Winter Park, Dade	2
Yeehaw, Okeechobee	2
000000, Unknown	2
Babcock Ranch, Charlotte	2
Boynton Beach, Broward	2
Cape Haze, Charlotte	2
Bristol, Calhoun	2
Conch Key, Monroe	2
Jacksonville Naval Hospital, Duval	2
Longview, Dade	2
Jacksonville, Nassau	2
Kingsley Lake, Bradford	2
Melrose, Clay	2
Mesa, Unknown	2
Newberry, Gilchrist	2
Miramar, Dade	2
Ormond Beach, Flagler	2
Okeechobee, Lake	2
North Laud, Unknown	1
Oldsrav, Manatee	1
Paducah, Manatee	1
Panama City, Unknown	1
Pembroke Pines, Dade	1
Pensacola, Sumter	1
Missing, Osceola	1
Monroe, Hillsborough	1
Middletown, Osceola	1
Missing, Holmes	1
Longwood, Broward	1
Lucedale, St. Lucie	1
Macclenny, Duval	1
Mayaguez, Dade	1
Interlachen, Duval	1
Hosford, Calhoun	1
Greenbrier, Bay	1
Hialeahgardens, Dade	1
Columbia, Volusia	1
Cincinnati, Dade	1
Circle Pines, St. Lucie	1
Champions Gate, Osceola	1
Davie, Unknown	1



# COVID-19: characteristics of 1,107,103 Florida resident cases

Data through Dec 12, 2020 verified as of Dec 13, 2020 at 09:25 AM

Data in this report are provisional and subject to change.

The table below includes the cities and counties of residence for cases in Florida residents based on the patient's ZIP Code. Note that city is not always received as part of the initial notification and may be missing while the case is being investigated.

City and county	Cases
Dayton, Orange	1
De Leon Springs , Putnam	1
Gibsonton, Unknown	1
Florala, Okaloosa	1
Dracut, Orange	1
Edgewood, Broward	1
Bronson, Alachua	1
Brooker, Alachua	1
Bonita, Lee	1
Brandon, Pinellas	1
Baker, Santa Rosa	1
Alva, Escambia	1
Arcadia, Highlands	1
Armstrong, St. Johns	1
Belmont, Santa Rosa	1
Blountstown, Broward	1
Belle Isle, Duval	1
Wtixrat, Dade	1
Windermere, Volusia	1
Westlake Village, Unknown	1
Watersound, Bay	1
Unk, Duval	1
Ventura, Orange	1
Umatilla, Marion	1
Trenton, Dixie	1
Unknown, Unknown	1
Powell, Lee	1
Perth Amboy, Hillsborough	1
Puerto Rico, Unknown	1
Randolph, Orange	1
Saint Lucie Village, St. Lucie	1
Sebring, Glades	1
Sharpes, Brevard	1
Sorrento, Orange	1
Sanford, Orange	1
Saint Petersburg, Charlotte	1
Sunrtise, Dade	1
Tallahassee, Madison	1
Toms River, Lee	1
Tourist, Dade	1
Woodbine, Nassau	1
Winter Garden, Duval	1
West Yarmouth, St. Lucie	1
Winter Garden, Marion	1
Winter Park, Citrus	1
Winter Park, Hendry	1
Wacissa, Jefferson	1
Waipahu, Santa Rosa	1
Ward, Polk	1
Venetian Islands, Dade	1
Syracuse, Polk	1
Tallahassee, Dade	1
Tamarac, Dade	1
Tarpon Springs, Unknown	1
Tavares, Orange	1
Town Of Nocatee, St. Johns	1
University Of Central Fl, Pinellas	1
Unkn, Duval	1
Unknown, Volusia	1

# COVID-19: characteristics of 1,107,103 Florida resident cases

Data through Dec 12, 2020 verified as of Dec 13, 2020 at 09:25 AM

Data in this report are provisional and subject to change.

The table below includes the cities and counties of residence for cases in Florida residents based on the patient's ZIP Code. Note that city is not always received as part of the initial notification and may be missing while the case is being investigated.

City and county	Cases
Suitland, Volusia	1
Shirley, Flagler	1
Seminole, Leon	1
Russellville, Bay	1
Saint Joseph, Volusia	1
San Antonio, Orange	1
Piasa, Putnam	1
Pass-A-Grille Beach, Pinellas	1
Pembroke Lakes, Broward	1
Port Saint Lucie, Palm Beach	1
Prattville, Hillsborough	1
Prestonsburg, Bay	1
Quincy, Jackson	1
Rapid City, Broward	1
Red Bay, Holmes	1
Fort Lauderdale, Leon	1
Fort White, Clay	1
Far Rockaway, Dade	1
Downingtown, Hillsborough	1
Deer Park, Dade	1
Deerfield Beach, Unknown	1
Deland, Seminole	1
Greensburg, Palm Beach	1
Hiawassee, Osceola	1
Hernando, Marion	1
Hialeah, Collier	1
Garden City, Alachua	1
Gaylord, Orange	1
Gurabo, Osceola	1
Haines Creek, Lake	1
Hallandale, Unknown	1
Carmel, Orange	1
Caracas, Dade	1
Brandon, Unknown	1
Brooklyn, Dade	1
Brooklyn, Lee	1
Dallas, Hernando	1
Coconut Ck, Unknown	1
Chicago, Unknown	1
Apopka, Brevard	1
Apopka, Clay	1
Apopka, Polk	1
Asheville, Highlands	1
Astoria, Broward	1
Bartow, Hardee	1
Boca Raton, Broward	1
Belle Isle, Osceola	1
Bel Air, Collier	1
Alachua, Duval	1
Alpharetta, Broward	1
Kingsland, Nassau	1
Lake Butler, Alachua	1
Lakeland, Unknown	1
Knoxville, Bay	1
Las Vegas, Palm Beach	1
Ldhl, Broward	1
Hoclywsod, Dade	1
Homeless, Hillsborough	1
Homeless, Monroe	1

# COVID-19: characteristics of 1,107,103 Florida resident cases

Data through Dec 12, 2020 verified as of Dec 13, 2020 at 09:25 AM

Data in this report are provisional and subject to change.

The table below includes the cities and counties of residence for cases in Florida residents based on the patient's ZIP Code. Note that city is not always received as part of the initial notification and may be missing while the case is being investigated.

City and county	Cases
Homeless, Pinellas	1
Indian Rocks Beach, Duval	1
Key West, Duval	1
Jefferson, Dade	1
Jonesboro, Leon	1
Jupiter, Dade	1
Jupiter, St. Lucie	1
Kenilworth, Leon	1
Monroe Township, Palm Beach	1
Moore Haven, Okeechobee	1
Morrisville, Unknown	1
Milford, Lee	1
Micanopy, Marion	1
Mckinney, Broward	1
Miamc, Dade	1
North Palm Beach, Orange	1
Northport, Sarasota	1
Oakland, Lee	1
Orlando, Putnam	1
Orlo Vista, Orange	1
Other, Dade	1
Twentynine Palms, Broward	1
University Of Central Florida, Duval	1
St Cloud, Orange	1
Surprise, Unknown	1
Syracuse, Unknown	1
Saint Petersburg, Bay	1
Ridgewood, Lee	1
Roseville, Broward	1
San Marcos, Unknown	1
Sarasota, Unknown	1
Orem, Dade	1
Orlando, Clay	1
Orlando, Gadsden	1
Ocoee, Manatee	1
Okeechobi, Unknown	1
North Porte, Unknown	1
Notrealville, Polk	1
Pooler, Broward	1
Plantation Key, Monroe	1
Plantation, Leon	1
Pensacola, Dade	1
Panomo City, Bay	1
Orlando, Walton	1
Oviedo, Lake	1
Whippany, Volusia	1
Xifamk, Dade	1
Winfield, Hillsborough	1
Winter Garden, Lee	1
Winter Garden, Unknown	1
Winter Park, Bay	1
Vernon, Walton	1
Unknown, Manatee	1
Venezuela, Unknown	1
Greensboro, Leon	1
Irmo, Unknown	1
Island Grove, Alachua	1
Jacksonville, Baker	1
Key West, Palm Beach	1

# COVID-19: characteristics of 1,107,103 Florida resident cases

Data through Dec 12, 2020 verified as of Dec 13, 2020 at 09:25 AM

Data in this report are provisional and subject to change.

The table below includes the cities and counties of residence for cases in Florida residents based on the patient's ZIP Code. Note that city is not always received as part of the initial notification and may be missing while the case is being investigated.

City and county	Cases
Kilgore, Dade	1
Jupiter Inlet, Palm Beach	1
Land O Lakes, Unknown	1
Landolakes, Unknown	1
Lima, Volusia	1
Lutz, Unknown	1
Macclenny, Dixie	1
Madison, Jefferson	1
Miami Dade, Unknown	1
Metter, Manatee	1
Miamksaohes, Dade	1
Missing, Lafayette	1
Mount Vernon, Volusia	1
Mulberry, Hillsborough	1
North Brunswick, St. Lucie	1
North Lauderdale, Unknown	1
Monument, Broward	1
Morrisville, Palm Beach	1
Mokena, Lee	1
Crestview, Broward	1
Crestview, Walton	1
Clarcona, Seminole	1
Clearwater, Leon	1
Callahan, Duval	1
Bradenton, Lee	1
Bogota, Unknown	1
Alafaya, Pinellas	1
Apopka, Leon	1
Atlanta, Walton	1
Attalla, Broward	1
Azalea Park, Lake	1
Azalea Park, Polk	1
Glen Cove, Unknown	1
Glen Saint Mary, Duval	1
Gainesville, Levy	1
Fleming Island, Duval	1
Crystal River, Marion	1
Cape San Blas, Gulf	1
Deerfield Beach, Polk	1
Defuniak Springs, Okaloosa	1
Eatonville, Hillsborough	1
Tavares, Unknown	1
Temple, Palm Beach	1
Stiamk, Dade	1
Surfside Beach, Orange	1
Sun City Center, Lee	1
Pompano Beach, Dade	1
Pompano Beach, Osceola	1
Port Charlotte, Lee	1
Port Richey, Unknown	1
Port Saint Lucie, Marion	1
Port St Luice, Unknown	1
Port St. Lucie, St. Lucie	1
Rivera Beach, Unknown	1
Saint Petersburg, Duval	1
Roswell, Bay	1
Ruskin, Manatee	1
Winnetka, Dade	1
Winter Springs, Orange	1

# COVID-19: characteristics of 1,107,103 Florida resident cases

Data through Dec 12, 2020 verified as of Dec 13, 2020 at 09:25 AM

Data in this report are provisional and subject to change.

The table below includes the cities and counties of residence for cases in Florida residents based on the patient's ZIP Code. Note that city is not always received as part of the initial notification and may be missing while the case is being investigated.

City and county	Cases
Youngstown, Washington	1
Zellwood, Brevard	1
Zellwood, Osceola	1
Winter Park, Manatee	1
Winter Park, Palm Beach	1
Winter Park, Pinellas	1
Unknown, Duval	1
Weston, Unknown	1
Wildwood, Lee	1
West Hollywood, Broward	1
West Palm Beach, Unknown	1
Missing, Desoto	1
Missing, Flagler	1
Newaygo, Charlotte	1
Na, Dade	1
Naples, Leon	1
Pine Hills, Polk	1
Painted Post, Pasco	1
Palatka, Marion	1
Pensacola Naval Hospital, Escambia	1
Mattoon, Lee	1
Milford, Bay	1
Littleton, St. Johns	1
Los Angeles, Orange	1
Marianna, Washington	1
Mary Esther, Hillsborough	1
Lake Worth, Unknown	1
Land, Unknown	1
Lecanto, Palm Beach	1
Lake In The Hills, Broward	1
Jupiter, Pinellas	1
Kansas City, Palm Beach	1
Boys Ranch, Suwannee	1
Celebration, Orange	1
Coal City, Pasco	1
Delray Beach, Broward	1
Arabi, Orange	1
At Large, Broward	1
Austin, Dade	1
Azalea Park, Broward	1
Addison, Pasco	1
Alafaya, Dade	1
Alford, Washington	1
Apo, Collier	1
Belle Isle, Seminole	1
Apopka, Alachua	1
Apopka, Citrus	1
Big Torch Key, Monroe	1
Black, Holmes	1
Boca Raton, Lee	1
Bonifay, Unknown	1
Fort Worth, Broward	1
Franklin, Orange	1
Gainesville, Santa Rosa	1
East Rockland Key, Monroe	1
Crescent City, Marion	1
Crestview, Unknown	1
Fort Lauderdale, Lee	1
Fort Pierce, Brevard	1

# COVID-19: characteristics of 1,107,103 Florida resident cases

Data through Dec 12, 2020 verified as of Dec 13, 2020 at 09:25 AM

Data in this report are provisional and subject to change.

The table below includes the cities and counties of residence for cases in Florida residents based on the patient's ZIP Code. Note that city is not always received as part of the initial notification and may be missing while the case is being investigated.

City and county	Cases
High Springs, Columbia	1
Gwynn Oak, Polk	1
Indianapolis, Lee	1
Jena, Taylor	1
Lewisburg, Pasco	1
Jerusalem, St. Johns	1
La Grange, Dade	1
Lake City, Hamilton	1
Maitland, Dade	1
Marshall, Dade	1
Louisville, Manatee	1
Los Angeles Ca, Unknown	1
Littleton, Dade	1
Navarre, Okaloosa	1
Newark, Broward	1
Newburgh, Bay	1
Okeechobee, Glades	1
Oooooo, Unknown	1
North Pole, Seminole	1
North Port, Lee	1
Mount Pleasant, Gadsden	1
Miami, Hillsborough	1
Middlesburg, Duval	1
Gotha, Palm Beach	1
Fort Myers, Unknown	1
Fort Pierce, Unknown	1
Eatonville, Osceola	1
Eau Gallie, Brevard	1
Edgewood, Osceola	1
Homeless, Polk	1
Homosassa, Hernando	1
Harrison, Pinellas	1
Granada Hills, Broward	1
Hailandale, Unknown	1
Hialeah, Bay	1
Anaheim, Unknown	1
Alafaya, Palm Beach	1
Athens, Duval	1
Bogota, Orange	1
Belle Isle, Dade	1
Bronx, Palm Beach	1
Cypress, Leon	1
Deland, St. Lucie	1
Deltona, Orange	1
Clermont, Osceola	1
Clewiston, Glades	1
Cartersville, Unknown	1
Orlando, Washington	1
Orem, Broward	1
Peoria, Unknown	1
Pacifica, Dade	1
Palm Coast, Polk	1
Palm Coast, Volusia	1
Parker, Dade	1
Port Everglades, Broward	1
Rex, Duval	1
Saint Johns, Unknown	1
Rye, Duval	1
Seybold, Dade	1



# COVID-19: characteristics of 1,107,103 Florida resident cases

Data through Dec 12, 2020 verified as of Dec 13, 2020 at 09:25 AM

Data in this report are provisional and subject to change.

The table below includes the cities and counties of residence for cases in Florida residents based on the patient's ZIP Code. Note that city is not always received as part of the initial notification and may be missing while the case is being investigated.

City and county	Cases
Saint Petersburg, St. Lucie	1
Saxis, Lee	1
Sebring, Lee	1
Sun City Center, Hardee	1
Spring Hill , Hernando	1
Starke, Clay	1
Stone Mountain, Palm Beach	1
Washington, Unknown	1
Wekiva Springs, Seminole	1
Tulsa, Orange	1
University Of Central FI, Clay	1
Tallahassee, Duval	1
Tampa, Palm Beach	1
Winter Garden, Pinellas	1
Winter Park, Calhoun	1
Winter Park, Indian River	1
Winter Park, Lee	1
Windermere, Pasco	1
West Villages, Sarasota	1
Wichita, Volusia	1
Windermere, Broward	1
Zolfo Springs, Polk	1
Weston, Dade	1
Wheaton, Lee	1
Wesley Chapel, Alachua	1
Tewksbury, Orange	1
University Of Central Florida, Monroe	1
Tangerine, Seminole	1
Tampa Palms, Hillsborough	1
Soldotna, Broward	1
South Burlington, Orange	1
Steinhatchee, Madison	1
Ocoee, Lee	1
Ocoee, Volusia	1
Okeechobee, St. Lucie	1
Opalocka, Dade	1
Palm Coast, Duval	1
Orlando, Hendry	1
Orlando, Levy	1
Pineland, Lee	1
Saint Johns, Orange	1
San Antonio, Sarasota	1
San Antonio, Unknown	1
Sanford, Volusia	1
Perry, Leon	1
Palm Springs North, Dade	1
Provincetown, Collier	1
Magnolia Square, Osceola	1
Maitland, Alachua	1
Las Vegas, Orange	1
Melrose, Alachua	1
Miamf, Dade	1
Miami G, Dade	1
Miami, Collier	1
Marianna, Calhoun	1
Oakland, Lake	1
Oakland, Leon	1
Naples, Orange	1
New Richmond, Volusia	1

# COVID-19: characteristics of 1,107,103 Florida resident cases

Data through Dec 12, 2020 verified as of Dec 13, 2020 at 09:25 AM

Data in this report are provisional and subject to change.

The table below includes the cities and counties of residence for cases in Florida residents based on the patient's ZIP Code. Note that city is not always received as part of the initial notification and may be missing while the case is being investigated.

City and county	Cases
Lemoyne, Manatee	1
Lake Placid, Alachua	1
Kingsland, Duval	1
Kissimmee, Brevard	1
Greenville, Jefferson	1
Holt, Santa Rosa	1
Gotha, Leon	1
Gilmer, Dade	1
Haverford, Hillsborough	1
Hispanic, St. Lucie	1
Estero, Collier	1
Fanning Springs, Levy	1
Cumberland, Palm Beach	1
Dade City, Hillsborough	1
Clear Brook, Lee	1
Crestview, Holmes	1
Columbus, Brevard	1
Cookeville, Seminole	1
Dallas, Lee	1
Deland, Lake	1
Deland, Polk	1
Doctors Inlet, Clay	1
Boca Raton, Unknown	1
Bohealia, Lee	1
Blowing Rock, Polk	1
Carol Stream, Orange	1
Charlotte, Pasco	1
Apopka, Manatee	1
99, Unknown	1
Alanson, Bay	1
Aollywoss, Dade	1
Apopka, St. Lucie	1
Belle Isle, Polk	1
Pine Hills, Broward	1
Port Saint Lucie, Broward	1
Port Saint Lucie, Indian River	1
Orem, Sarasota	1
Palm City, Unknown	1
Oviedo, Leon	1
Porter Ranch, Dade	1
Raiford, Bradford	1
Riverview, Manatee	1
Pompano Beach, Alachua	1
Steinhatchee, Alachua	1
San Diego, Unknown	1
Russellville, Hillsborough	1
Saint Augustine, Okaloosa	1
Tampa, Manatee	1
University Of Central Fl, Pasco	1
Vero Beach, Brevard	1
Village Of Palm Springs, Palm Beach	1
Webster, Pasco	1
Woodland Hills, Brevard	1
Westerville, Hillsborough	1
Windermere, Dade	1
Winston Salem, Unknown	1
Wilbur By The Sea, Volusia	1
Willowbrook, Lee	1
University Of Central Florida, Hillsborough	1

# COVID-19: characteristics of 1,107,103 Florida resident cases

Data through Dec 12, 2020 verified as of Dec 13, 2020 at 09:25 AM

Data in this report are provisional and subject to change.

The table below includes the cities and counties of residence for cases in Florida residents based on the patient's ZIP Code. Note that city is not always received as part of the initial notification and may be missing while the case is being investigated.

City and county	Cases
Wellington, Unknown	1
Chiple, Holmes	1
Chiple, Jackson	1
Colorado Springs, Unknown	1
Conifer, Lee	1
Bryn Mawr, Palm Beach	1
Camden Wyoming, Duval	1
Chattanooga, Dade	1
Alva, Collier	1
Alys Beach, Bay	1
333, Unknown	1
Alafaya, Volusia	1
Allentown, Putnam	1
Amelia Village, Nassau	1
Apple Creek, Citrus	1
Azalea Park, Osceola	1
Fortlauderdale, Unknown	1
Ft Pierce, Unknown	1
Garland, Orange	1
Everett, Dade	1
Fort Denaud, Glades	1
Fl State Lot, Leon	1
El Paso, Unknown	1
Eatonville, Seminole	1
Destin, Unknown	1
Jeffersonville, Broward	1
Lauderdale Hill, Unknown	1
Live Oak, Columbia	1
Lake Worth, Broward	1
Hickory, Lee	1
Hallandate Ben, Unknown	1
Homeless, Dade	1
Ocala, Unknown	1
Old Town, Gilchrist	1
Ocoee, Hillsborough	1
N/A, Duval	1
Naples, Alachua	1
Longwood, Orange	1
Miamii, Dade	1
Miamt, Dade	1
Mid Florida, Seminole	1
Middleburg, Duval	1
South Otsellic, Dade	1
Saint Petersburg, Dade	1
San Juan, Osceola	1
San Pedro Sula, Dade	1
Richmond Heights, Dade	1
Rochester, Lee	1
Rosemary Beach, Bay	1
University Of Central Fl, St. Johns	1
University Of Central Florida, Dade	1
Tinley Park, Lee	1
Sumatra, Liberty	1
Springhill, Unknown	1
Telluride, Lee	1
Winter Garden, Sumter	1
Wayne, Dade	1
West Simsbury, Collier	1
Wimauma, Manatee	1

# COVID-19: characteristics of 1,107,103 Florida resident cases

Data through Dec 12, 2020 verified as of Dec 13, 2020 at 09:25 AM

Data in this report are provisional and subject to change.

The table below includes the cities and counties of residence for cases in Florida residents based on the patient's ZIP Code. Note that city is not always received as part of the initial notification and may be missing while the case is being investigated.

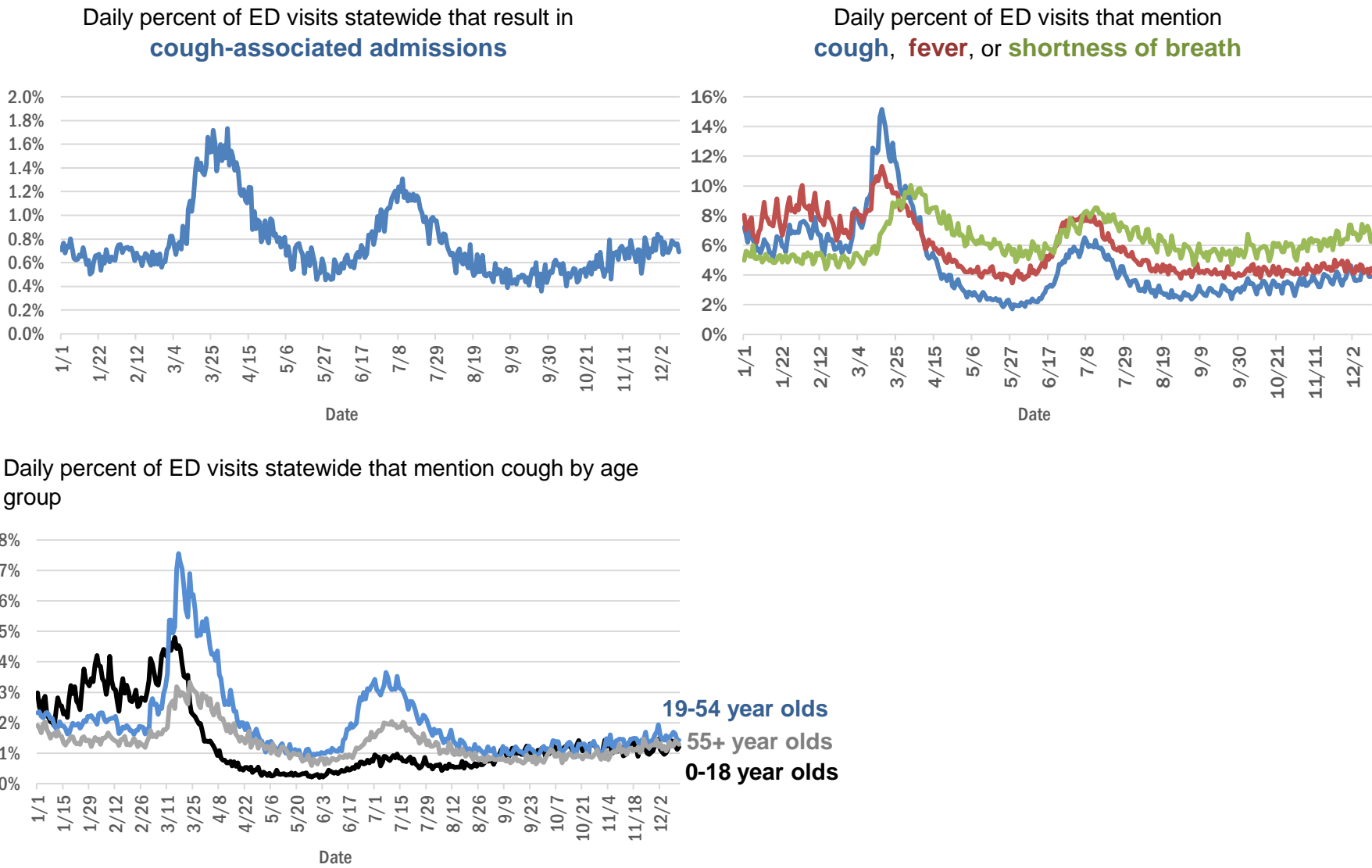
City and county	Cases
Windermere, Lee	1
Unknown, Orange	1
Lakewood, Unknown	1
Los Angeles, Polk	1
Maitland, Unknown	1
Melbourne, Orange	1
Miami Beach, Palm Beach	1
Miami Granders, Dade	1
Missing, Highlands	1
Minneapolis, Broward	1
Minneapolis, Collier	1
Missing, Taylor	1
Myakka, Duval	1
Naples, Broward	1
Naugatuck, Lee	1
Opa Locka, Unknown	1
Ocoee, Polk	1
New Vernon, Sarasota	1
New York, Broward	1
Oakland, Broward	1
Oakland, Manatee	1
Pensacola, Santa Rosa	1
Otter Creek, Levy	1
Plantation, Unknown	1
Ponce, Orange	1
Port Charlotte FL, Unknown	1
Fdsf, Unknown	1
Fwb, Unknown	1
Gastonia, Polk	1
Knoxville, Duval	1
Green, Clay	1
Gulf Shores, Escambia	1
Havanna, Gadsden	1
Hialeah Lakes, Dade	1
Hilliard, Dade	1
Hollywood, Leon	1
Holt, Unknown	1
Humble, Broward	1
Bryn Mawr, Collier	1
Apopka, Palm Beach	1
Aspen, Palm Beach	1
Azalea Park, Sarasota	1
Bartow, Unknown	1
Boca Rotan, Unknown	1
Clermont, Unknown	1
Duke Field Air Force Station, Okaloosa	1
Deltona , Volusia	1
Columbia, Orange	1
Coral Springs, Unknown	1
Cornelius, Leon	1
Crestview, Dade	1
Dade City, Polk	1
Dania, Unknown	1
Darien, Pasco	1
Total	1,107,103

# COVID-19: additional surveillance information

Data through Dec 12, 2020 verified as of Dec 13, 2020 at 09:25 AM

Data in this report are provisional and subject to change.

## Statewide emergency department (ED) chief complaint and admission data



The Electronic Surveillance System for the Early Notification of Community-Based Epidemics (ESSENCE-FL) includes chief complaint data from 211 of 211 Florida EDs. Data are transmitted electronically to ESSENCE-FL daily or hourly.

# COVID-19: testing by laboratory

Data through Dec 12, 2020 verified as of Dec 13, 2020 at 09:25 AM

Data in this report are provisional and subject to change.

The numbers in the table below represent the number of Florida and non-Florida residents for whom test results were received by the Department of Health. A person can be tested by more than one laboratory and can have both positive and negative results. **Therefore, the sum of the numbers in each column will be larger than the total number of people tested.**

Reporting lab	Inconclusive	Negative	Positive	Percent positive	Total
LABORATORY CORPORATION OF AMERICA	2,056	1,277,930	159,432	11%	1,439,418
QUEST DIAGNOSTICS	9,503	1,147,952	159,587	12%	1,317,042
CURATIVE LABS	8,216	813,685	99,134	11%	921,035
BIO REFERENCE LABORATORIES, INC	7,251	742,199	134,936	15%	884,386
GENETWORX	661	390,603	32,932	8%	424,196
REALTOX LABS LLC	3,915	352,576	56,347	14%	412,838
HELIX	3,350	283,865	40,991	12%	328,206
EAST FLORIDA STATE COLLEGE - BREVARD		212,894	26,991	11%	239,885
RCA LABORATORY SERVICES, LLC		189,153	13,283	7%	202,436
NOMIHEALTH		162,491	18,115	10%	180,606
IMPACT HEALTH BIOMETRIC TESTING, INC	849	152,942	15,525	9%	169,316
ELABNETWORK	1,058	131,695	10,876	8%	143,629
MAKO GENOMICS	5,824	114,275	18,711	13%	138,810
BPHL-JACKSONVILLE	18	114,557	18,125	14%	132,700
NORTHWEST LABORATORY	246	120,955	6,734	5%	127,935
MAYO CLINIC LABORATORIES	278	110,241	11,873	10%	122,392
ADVENT HEALTH LAB	112	101,260	13,957	12%	115,329
ADVENTHEALTH LAB	98	103,626	10,344	9%	114,068
MEDICAL DIAGNOSTIC LABORATORIES	968	97,661	13,981	12%	112,610
BAYCARE LABORATORIES LLC	464	100,652	8,556	8%	109,672
BIOCOLLECTIONS WORLDWIDE, INC	604	90,641	11,698	11%	102,943
MEMORIAL REGIONAL HOSPITAL SOUTH	22	85,773	16,909	16%	102,704
BPHL-MIAMI	225	87,951	14,274	14%	102,450
ASCENSION SACRED HEART HOSPITAL - PENSACOLA	2	87,751	11,463	12%	99,216
KORVALABS, INC	1,281	90,622	4,642	5%	96,545
ORLANDO HEALTH SYSTEM	591	86,181	8,271	9%	95,043
REAL DIAGNOSTICS	457	77,734	9,885	11%	88,076
FULGENT DIAGNOSTICS LABORATORY	1,268	73,179	6,457	8%	80,904
SUNPATH MEDICAL DIAGNOSTICS LABORATORY	706	67,473	9,721	12%	77,900
TAMPA GENERAL HOSPITAL	4	70,715	5,657	7%	76,376
UF HEALTH MEDICAL LAB	33	69,434	5,706	8%	75,173
BPHL-TAMPA (SPECTRUM BLVD)	45	63,891	10,815	14%	74,751
DIATHERIX LABORATORIES		63,332	8,875	12%	72,207
TESTING MATTERS INC	54	60,720	7,793	11%	68,567
AKESOGEN		55,373	8,942	14%	64,315
BAPTIST HEALTH SOUTH FLORIDA	228	50,884	7,887	13%	58,999
ASCENSION ST VINCENT'S - RIVERSIDE	1	50,673	5,868	10%	56,542
JACKSON MEMORIAL HOSPITAL CLINICAL LAB	79	46,276	8,644	16%	54,999
ARUP LABORATORIES	16	49,940	2,898	5%	52,854
LAKELAND REGIONAL MEDICAL CENTER	117	45,498	4,999	10%	50,614
AMERICAN HEALTH ASSOCIATES	9	46,997	3,487	7%	50,493
UF HEALTH SHANDS HOSPITAL	301	47,286	2,867	6%	50,454
AIT LABORATORIES		41,046	4,664	10%	45,710
VIRACOR EUROFINS		34,809	9,693	22%	44,502
PWNHEALTH	62	40,105	3,003	7%	43,170
SOUTH MIAMI HOSPITAL LAB	174	36,029	4,671	11%	40,874
ORANGE COUNTY CONVENTION CENTER		33,330	3,648	10%	36,978



# COVID-19: testing by laboratory

Data through Dec 12, 2020 verified as of Dec 13, 2020 at 09:25 AM

Data in this report are provisional and subject to change.

The numbers in the table below represent the number of Florida and non-Florida residents for whom test results were received by the Department of Health. A person can be tested by more than one laboratory and can have both positive and negative results. **Therefore, the sum of the numbers in each column will be larger than the total number of people tested.**

Reporting lab	Inconclusive	Negative	Positive	Percent positive	Total
TALLAHASSEE MEMORIAL HOSPITAL	153	33,085	3,676	10%	36,914
APPLIED INGENUITY DIAGNOSTICS LLC		35,121	1,613	4%	36,734
BAPTIST HEALTH - JACKSONVILLE	4	34,286	2,310	6%	36,600
MIAMI DADE COUNTY☐		32,093	3,527	10%	35,620
WALGREENS	30	27,908	5,065	15%	33,003
LEE HEALTH - CAPE CORAL HOSPITAL	3	27,079	4,306	14%	31,388
BROWARD GENERAL MEDICAL CENTER-CLINICAL LAB	2	27,497	2,787	9%	30,286
SARASOTA MEMORIAL HOSPITAL MAIN LAB	12	27,740	2,095	7%	29,847
MILLENNIUM PHYSICIAN GROUP	17	24,880	4,206	14%	29,103
UNIVERSITY OF MIAMI HOSPITAL	32	26,077	2,761	10%	28,870
INGENIOUS PERSONALIZED MEDICINE	127	23,951	4,535	16%	28,613
FLORIDA HOSPITAL - TAMPA	37	25,369	2,043	7%	27,449
UF HEALTH JACKSONVILLE	42	25,114	2,268	8%	27,424
NICKLAUS CHILDREN'S HOSPITAL	53	23,897	3,416	12%	27,366
CDR MAGUIRE - HEALTH CARE CENTER		23,946	3,325	12%	27,271
ECCO LAB GROUP CO	383	22,088	3,732	14%	26,203
NORTH FLORIDA REGIONAL MEDICAL CENTER		20,260	2,053	9%	22,313
ST JOSEPHS HOSPITAL LABORATORY	19	19,581	2,534	11%	22,134
MOUNT SINAI MEDICAL CENTER	7	20,151	1,919	9%	22,077
BRANDON REGIONAL HOSPITAL		19,064	2,253	11%	21,317
STATLAB_MOBILE	1	19,242	1,984	9%	21,227
ACCESS DX LABORATORY	197	18,797	1,884	9%	20,878
PALMETTO GENERAL HOSPITAL LAB	3	17,089	3,582	17%	20,674
JUPITER MEDICAL CENTER LAB	53	18,865	1,673	8%	20,591
GENESIS REFERENCE LABORATORIES		18,874	1,664	8%	20,538
ADVENT HEALTH - DAYTONA BEACH	32	18,883	1,426	7%	20,341
JFK MEDICAL CENTER LAB	1	17,692	2,211	11%	19,904
NAPLES COMMUNITY HOSPITAL	60	17,370	1,771	9%	19,201
LAB DIAGNOSTICS LLC	376	12,911	5,157	28%	18,444
INTEGRATED REGIONAL LABORATORIES LLP		15,323	2,227	13%	17,550
PANCARE OF FLORIDA INC		15,793	1,583	9%	17,376
AVENTUS BIO LABS	16	15,166	2,004	12%	17,186
BIOCERNA LABS	461	14,582	2,112	12%	17,155
PATIENTS FIRST LAKE ELLA MEDICAL CENTER PA		14,384	2,580	15%	16,964
DRS CLACK SPENCER WHITE & MCCORMACK PA D/B/A		15,222	1,476	9%	16,698
ADVENTIST HEALTH SYSTEMS SUNBELT INC DBA		15,851	599	4%	16,450
HEALTH CENTER AT SINAI RESIDENCES		15,898	394	2%	16,292
SAINT MARY'S MEDICAL CENTER	22	14,370	1,687	10%	16,079
MORTON PLANT HOSPITAL-ADLER INSTITUTE	10	14,497	1,362	9%	15,869
EXACT SCIENCES LABORATORIES		13,646	1,145	8%	14,791
INDIAN RIVER MEDICAL CENTER LAB		13,669	846	6%	14,515
HEALTHLINK DIAGNOSTIC LABORATORIES	99	13,202	991	7%	14,292
HOLY CROSS HOSPITAL CLINICAL LAB	1	13,155	800	6%	13,956
STS LAB 2 LLC	6	13,418	406	3%	13,830

# COVID-19: testing by laboratory

Data through Dec 12, 2020 verified as of Dec 13, 2020 at 09:25 AM

Data in this report are provisional and subject to change.

The numbers in the table below represent the number of Florida and non-Florida residents for whom test results were received by the Department of Health. A person can be tested by more than one laboratory and can have both positive and negative results. **Therefore, the sum of the numbers in each column will be larger than the total number of people tested.**

Reporting lab	Inconclusive	Negative	Positive	Percent positive	Total
CLEVELAND CLINIC HOSPITAL LAB	4	12,079	1,531	11%	13,614
WELLINGTON REGIONAL MED CTR LAB	5	11,898	1,451	11%	13,354
LEESBURG REGIONAL MEDICAL CENTER		12,044	1,231	9%	13,275
OSCEOLA REGIONAL MEDICAL CENTER	1	11,430	1,558	12%	12,989
HOMESTEAD HOSPITAL CLINICAL LABORATORY	25	10,556	2,143	17%	12,724
RUTGERS CLINICAL GENOMICS LABORATORY	44	12,201	441	3%	12,686
WATSON CLINIC LLP		10,696	1,844	15%	12,540
MEMORIAL HOSPITAL JACKSONVILLE	8	10,422	1,884	15%	12,314
FLORIDA HOSPITAL WATERMAN LABORATORY	70	10,998	855	7%	11,923
ST MARKS HOSPITAL LABORATORY B	78	10,627	1,002	9%	11,707
MEMORIAL REGIONAL HOSPITAL CLINICAL LABORATORY	10	10,841	739	6%	11,590
LEE HEALTH - LEE MEMORIAL HOSPITAL		8,586	2,792	25%	11,378
PWN HEALTH	17	9,279	2,004	18%	11,300
WEST KENDALL BAPTIST HOSPITAL	9	9,215	2,069	18%	11,293
NORTHWEST MEDICAL CENTER	1	9,906	1,357	12%	11,264
DELRAY MEDICAL CENTER LAB	3	10,148	1,034	9%	11,185
PRIVA PATH LABS	50	10,530	535	5%	11,115
ORANGE PARK MEDICAL CENTER	9	9,407	1,692	15%	11,108
BETHESDA HOSPITAL EAST		10,074	912	8%	10,986
LAWNWOOD REGIONAL MEDICAL CENTER	1	9,436	1,327	12%	10,764
OAK HILL HOSPITAL		9,649	1,020	10%	10,669
BAPTIST HEALTH - SOUTH		9,771	727	7%	10,498
LARKIN COMMUNITY HOSPITAL INC DBA CARDIOTROPIC		6,820	3,621	35%	10,441
ST ANTHONY'S HOSPITAL LAB	14	9,351	1,043	10%	10,408
WINTER HAVEN HOSPITAL CLINICAL LABORATORY	3	8,870	1,426	14%	10,299
UHEALTH CORAL GABLES/LENNAR MED CTR	3	9,604	565	6%	10,172
LARGO MEDICAL CENTER		9,049	962	10%	10,011
CLEVELAND CLINIC TRADITION HOSPITAL		9,408	570	6%	9,978
BAYFRONT HEALTH - ST PETERSBURG	16	8,583	1,326	13%	9,925
GOOD SAMARITAN MEDICAL CENTER LAB	1	8,616	1,254	13%	9,871
SRQ DRIVE THROUGH		8,944	905	9%	9,849
LARKIN COMMUNITY HOSPITAL	10	8,451	1,292	13%	9,753
PALM BEACH BALL PARK		8,605	994	10%	9,599
COAST DIAGNOSTICS LLC	29	8,819	723	8%	9,571
WESTSIDE REGIONAL MED CTR	2	8,204	1,311	14%	9,517
AVECINA	17	8,727	571	6%	9,315
MERCY HOSPITAL A CAMPUS OF PLANTATION GEN HOSP LAB	1	7,810	1,492	16%	9,303
MEASE COUNTRYSIDE LAB	2	8,424	824	9%	9,250
ST JOSEPHS HOSPITAL	8	8,135	1,042	11%	9,185
GULF COAST MEDICAL CENTER MICROLAB		7,189	1,991	22%	9,180
PALMS WEST HOSPITAL LAB	2	7,816	1,253	14%	9,071
AEGIS SCIENCES CORPORATION	39	8,112	854	9%	9,005
VISTA CLINICAL DIAGNOSTICS	127	8,207	632	7%	8,966
MEDICAL CENTER OF TRINITY CLINICAL LABORATORY	1	8,134	823	9%	8,958
WEST FLORIDA HOSPITAL LAB		7,227	1,605	18%	8,832

# COVID-19: testing by laboratory

Data through Dec 12, 2020 verified as of Dec 13, 2020 at 09:25 AM

Data in this report are provisional and subject to change.

The numbers in the table below represent the number of Florida and non-Florida residents for whom test results were received by the Department of Health. A person can be tested by more than one laboratory and can have both positive and negative results. **Therefore, the sum of the numbers in each column will be larger than the total number of people tested.**

Reporting lab	Inconclusive	Negative	Positive	Percent positive	Total
BAPTIST HEALTHCARE - BAPTIST HOSPITAL	5	7,316	1,488	17%	8,809
MALABAR MEDICAL WALK IN CLINIC		7,741	1,030	12%	8,771
REGIONAL MEDCIAL CENTER BAYONET POINT	2	8,204	562	6%	8,768
CORAL GABLES HOSPITAL CLINICAL LABORATORY		7,361	1,366	16%	8,727
DWIC OF TAMPA BAY INC		8,377	341	4%	8,718
THE VILLAGES REGIONAL HOSPITAL		8,058	616	7%	8,674
HALIFAX MEDICAL CENTER LAB	34	7,440	1,196	14%	8,670
BOSTON HEART DIAGNOSTICS CORP		7,518	1,151	13%	8,669
WEST BOCA MEDICAL CENTER LAB		7,975	662	8%	8,637
MANATEE MEMORIAL HOSPITAL		7,897	671	8%	8,568
FLORIDA HOSPITAL HEARTLAND MED CTR CLINICAL LAB	33	7,306	990	12%	8,329
AVENTURA HOSPITAL LAB		6,798	1,517	18%	8,315
AVECINA MEDICAL OAKLEAF	3	6,977	1,330	16%	8,310
ACCESS MEDICAL LABORATORIES	1	4,655	3,649	44%	8,305
CAPITAL REGIONAL MEDICAL CTR		6,836	1,462	18%	8,298
LEE HEALTH - HEALTH PARK MEDICAL CENTER		6,875	1,335	16%	8,210
BLAKE MEDICAL CENTER		7,190	994	12%	8,184
PALM BEACH GARDENS MEDICAL CTR LAB		7,459	701	9%	8,160
ADVENT HEALTH - WESLEY CHAPEL	14	7,454	645	8%	8,113
BINAXNOW	9	6,186	1,721	22%	7,916
DOCTORS HOSPITAL	4	6,505	1,180	15%	7,689
INDIAN RIVER PATHOLOGY LLC		7,082	561	7%	7,643
NCH NORTH NAPLES HOSPITAL LAB	15	6,733	827	11%	7,575
AVECINA MEDICAL	4	6,098	1,424	19%	7,526
NIGHT LITE PEDIATRICS	4	5,768	1,739	23%	7,511
INFORM DIAGNOSTICS, INC		6,940	377	5%	7,317
FLORIDA HOSPITAL FLAGLER	29	6,758	460	6%	7,247
LAKE CITY MEDICAL CENTER		5,841	1,374	19%	7,215
NONA SCIENTIFIC	4	5,615	1,518	21%	7,137
FLORIDA MEDICAL CENTER - A CAMPUS OF NORTH SHORE	2	6,219	848	12%	7,069
LAKE CITY HM		6,606	423	6%	7,029
PLANTATION GENERAL HOSPITAL		5,927	1,088	16%	7,015
GENOVA DIAGNOSTICS LABORATORY	22	6,474	468	7%	6,964
CORAL SPRINGS MED CTR		6,245	621	9%	6,866
NORTHSIDE HOSPITAL AND HEART INSTITUTE		6,192	649	9%	6,841
P4 CLINICAL, LLC	74	6,179	518	8%	6,771
FLORIDA LABORATORY ANALYSIS		6,104	646	10%	6,750
NEMOURS CHILDRENS HOSPITAL		6,484	231	3%	6,715
PATHNOSTICS	17	5,087	1,611	24%	6,715
LUMINUS DIAGNOSTICS		6,166	529	8%	6,695
NORTH SHORE MEDICAL CENTER		5,579	1,114	17%	6,693
FLORIDA HOSPITAL DELAND	10	5,848	831	12%	6,689
ALL CHILDREN'S HOSPITAL		6,212	371	6%	6,583
FLORIDA HOSPITAL ZEPHYRHILLS	10	6,018	536	8%	6,564
BROWARD HEALTH NORTH CLINICAL LABORATORY		5,764	724	11%	6,488
CENTRAL FLORIDA REGIONAL HOSPITAL		5,859	586	9%	6,445
NIGHT LITE PEDIATRIC CENTER LLC		5,821	497	8%	6,318

# COVID-19: testing by laboratory

Data through Dec 12, 2020 verified as of Dec 13, 2020 at 09:25 AM

Data in this report are provisional and subject to change.

The numbers in the table below represent the number of Florida and non-Florida residents for whom test results were received by the Department of Health. A person can be tested by more than one laboratory and can have both positive and negative results. **Therefore, the sum of the numbers in each column will be larger than the total number of people tested.**

Reporting lab	Inconclusive	Negative	Positive	Percent positive	Total
VISTA CLINICAL	8	3,571	2,664	43%	6,243
FLORIDA HOSPITAL OF CARROLLWOOD	22	5,509	699	11%	6,230
BAPTIST HEALTH SOUTH FLORIDA - WEST KENDALL URGENT CARE		5,226	868	14%	6,094
MEMORIAL HOSPITAL WEST LABORATORY SERVICES	14	5,522	556	9%	6,092
CLEVELAND CLINIC MARTIN SOUTH HOSPITAL	1	5,559	502	8%	6,062
OCALA REGIONAL MEDICAL CENTER		5,377	647	11%	6,024
WEST PALM HOSPITAL LAB		5,533	469	8%	6,002
LEE HEALTH - GULF COAST MEDICAL CENTER	2	4,831	1,042	18%	5,875
FULGENT DIAGNOSTICS	98	5,388	338	6%	5,824
BAPTIST HEALTH - BEACHES		5,421	398	7%	5,819
UNITED CLINICAL LABORATORY LLC	2	4,562	1,060	19%	5,624
GENESIS MEDICAL LABORATORY	63	4,775	732	13%	5,570
ADVENTHEALTH CENTRA CARE LAKE BUENA VISTA		5,311	205	4%	5,516
KD MEDICAL CHOICE LLC		4,938	563	10%	5,501
MEDEXPRESS URGENT CARE	2	3,509	1,908	35%	5,419
MORTON PLANT-MEASE	1	5,001	399	7%	5,401
LABSTAT LLC	2	5,110	285	5%	5,397
MEMORIAL HOSPITAL MICRO		4,947	343	6%	5,290
LEON MEDICAL CENTERS LLC		4,188	1,098	21%	5,286
ANNE BATES LEACH EYE HOSPITAL/ ABLEH MICROBIOLOGY LABORATORY		5,206	75	1%	5,281
LAKEWOOD RANCH MEDICAL CENTER		4,896	381	7%	5,277
MARTIN HOSPITAL SOUTH LAB		4,966	280	5%	5,246
POINCIANA MEDICAL CENTER		4,115	1,129	22%	5,244
AMERICAN FAMILY CARE		3,082	2,089	40%	5,171
WEST MARION COMMUNITY HOSPITAL LAB		4,479	636	12%	5,115
FLORIDA HOSPITAL FISH MEMORIAL	19	4,473	597	12%	5,089
ST JOSEPHS NORTH HOSPITAL LAB	2	4,506	560	11%	5,068
ARCPPOINT LABS OF FORT MYERS	4	4,380	625	12%	5,009
SUNRISE MEDICAL LABORATORIES	2	4,546	303	6%	4,851
CLEVELAND CLINIC MARTIN NORTH HOSPITAL		4,387	440	9%	4,827
BAPTIST HEALTH SOUTH FLORIDA - COUNTRY WALK URGENT CARE		4,097	687	14%	4,784
CARDIOPATH	1	4,358	420	9%	4,779
UNKNOWN	3	2,768	1,980	42%	4,751
AVERO DIAGNOSTICS - IRVING	2	4,442	301	6%	4,745
IMPERIAL POINT MEDICAL CENTER		4,373	362	8%	4,735
ST LUCIE MEDICAL CENTER		3,893	837	18%	4,730
TROPICANA FIELD - LOT 2	17	4,297	411	9%	4,725
THE HEALTHCARE DISTRICT OF PALM BEACH COUNTY	15	4,288	420	9%	4,723
SOUTH BAY HOSPITAL CLINICAL LAB		4,266	415	9%	4,681
BAPTIST HEALTH - NASSAU		4,406	198	4%	4,604
VIKOR SCIENTIFIC	5	3,731	854	19%	4,590
OVIEDO MEDICAL CENTER		4,038	457	10%	4,495
MEDARBOR DIAGNOSTICS	1	3,533	917	21%	4,451
HIALEAH HOSPITAL	4	3,512	858	20%	4,374
MOFFITT CANCER CENTER	6	4,266	87	2%	4,359
BAPTIST HEALTH SOUTH FLORIDA - MIAMI LAKES URGENT CARE		3,436	826	19%	4,262
SOUTH FLORIDA BAPTIST HOSPITAL MICRO	2	3,653	583	14%	4,238



# COVID-19: testing by laboratory

Data through Dec 12, 2020 verified as of Dec 13, 2020 at 09:25 AM

Data in this report are provisional and subject to change.

The numbers in the table below represent the number of Florida and non-Florida residents for whom test results were received by the Department of Health. A person can be tested by more than one laboratory and can have both positive and negative results. **Therefore, the sum of the numbers in each column will be larger than the total number of people tested.**

Reporting lab	Inconclusive	Negative	Positive	Percent positive	Total
FORT WALTON BEACH MEDICAL CENTER		3,673	562	13%	4,235
HEALTHQUEST ESOTERICS		2,992	1,126	27%	4,118
EXPRESS GENE MOLECULAR DIAGNOSTICS LABORATORY		3,124	974	24%	4,098
ST PETERSBURG GENERAL HOSPITAL		3,442	646	16%	4,088
FLORIDA HOSPITAL NORTH PINELLAS	11	3,768	282	7%	4,061
CernerELR_Advent		3,721	320	8%	4,041
CARDIOTROPIC LABS	83	3,141	724	18%	3,948
NIGHT LITE PEDIATRICS URGENT CARE	1	3,392	536	14%	3,929
PHYSICIANS REGIONAL MEDICAL CENTER - PINE RIDGE RD	1	3,243	672	17%	3,916
SYNERGY LABORATORIES	7	3,524	359	9%	3,890
ISPM LABS, LLC DBA CAPSTONE DIAGNOSTICS, LLC		3,775	100	3%	3,875
BAPTIST HEALTH SOUTH FLORIDA - DORAL URGENT CARE		3,137	708	18%	3,845
SANTA ROSA MEDICAL CENTER		3,215	592	16%	3,807
H LEE MOFFITT CANCER CENTER LABORATORY		3,703	61	2%	3,764
HOLIDAY CVS LLC		3,559	179	5%	3,738
BAPTIST HEALTH SOUTH FLORIDA - WESTCHESTER URGENT CARE		3,103	589	16%	3,692
UNIVERSITY HOSPITAL AND MEDICAL CENTER		2,857	811	22%	3,668
BAYFRONT HEALTH - VENICE REGIONAL MEDICAL	1	3,392	264	7%	3,657
CLARITY LAB SOLUTIONS LLC		3,608	4	0%	3,612
BAPTIST HEALTH SOUTH FLORIDA - PEMBROKE PINES URGENT CARE		3,092	519	14%	3,611
BAPTIST HEALTH SOUTH FLORIDA - CORAL SPRINGS URGENT CARE		3,177	429	12%	3,606
BAYCARE COMMUNITY HEALTH		3,530	69	2%	3,599
FLORIDA HOSPITAL OCALA		3,288	240	7%	3,528
PUTNAM COMMUNITY MEDICAL CENTER		3,124	378	11%	3,502
EGLIN AIR FORCE BASE	7	2,554	933	27%	3,494
SOLARIS DIAGNOSTICS	4	3,126	332	10%	3,462
BAPTIST HEALTH - NORTH		2,697	718	21%	3,415
MEASE DUNEDIN HOSPITAL	4	3,094	269	8%	3,367
WESTCHESTER HOSPITAL	23	2,738	570	17%	3,331
GENE BY GENE, GENOMICS RESEARCH CENTER LAB	35	3,203	91	3%	3,329
BAYFRONT HEALTH - PORT CHARLOTTE		3,001	268	8%	3,269
PALMS OF PASADENA HOSPITAL		2,916	319	10%	3,235
ACUTIS DIAGNOSTICS	15	2,750	460	14%	3,225
RAULERSON HOSPITAL		2,674	490	15%	3,164
DOCTORS HOSPITAL OF SARASOTA CLINICAL LABORATORY		2,781	349	11%	3,130
MIDWAY SPECIALTY CARE CENTER DIAGNOSTICS	37	2,870	217	7%	3,124
SYNERGY DIAGNOSTIC LABORATORY	83	2,767	247	8%	3,097
NORTHWEST FLORIDA COMMUNITY HOSPITAL	19	2,159	884	29%	3,062
ANGEL KIDS PEDIATRICS		2,931	107	4%	3,038
ADVENTHEALTH CENTRA CARE DR PHILLIPS		2,900	111	4%	3,011
MEMORIAL HOSPITAL- MIRAMAR	12	2,761	221	7%	2,994
ADVENTHEALTH CENTRA CARE WINTER GARDEN		2,796	149	5%	2,945
STONE CLINICAL LABORATORIES		2,789	96	3%	2,885
TWIN CITIES HOSPITAL	1	2,563	311	11%	2,875
MEDICAL DNA LABS LLC	2	2,691	179	6%	2,872
BETHESDA HOSPITAL WEST		2,590	240	8%	2,830
MINUTECLINIC LLC		2,432	387	14%	2,819

# COVID-19: testing by laboratory

Data through Dec 12, 2020 verified as of Dec 13, 2020 at 09:25 AM

Data in this report are provisional and subject to change.

The numbers in the table below represent the number of Florida and non-Florida residents for whom test results were received by the Department of Health. A person can be tested by more than one laboratory and can have both positive and negative results. **Therefore, the sum of the numbers in each column will be larger than the total number of people tested.**

Reporting lab	Inconclusive	Negative	Positive	Percent positive	Total
BAPTIST HEALTH SOUTH FLORIDA - CORAL GABLES (UNIVERSITY) URGENT CARE		2,462	324	12%	<b>2,786</b>
ADVENTHEALTH CENTRA CARE WINTER PARK		2,662	101	4%	<b>2,763</b>
QDX PATHOLOGY SERVICES	1	2,468	265	10%	<b>2,734</b>
WALGREENS ORLANDO	3	2,407	319	12%	<b>2,729</b>
WALGREEN CO	2	2,410	313	11%	<b>2,725</b>
VETERANS AFFAIRS MEDICAL CENTER - ORLANDO		1,342	1,353	50%	<b>2,695</b>
MEDCOMP SCIENCES LLC	29	1,316	1,344	50%	<b>2,689</b>
THE CENTER FOR URGENT CARE	3	2,129	492	19%	<b>2,624</b>
CENTRA CARE – WATERFORD LAKES		2,046	573	22%	<b>2,619</b>
BAPTIST HEALTH SOUTH FLORIDA - TAMiami TRAIL URGENT CARE		2,096	504	19%	<b>2,600</b>
ADVENTHEALTH CENTRA CARE UNIVERSITY		2,517	83	3%	<b>2,600</b>
BAPTIST HEALTH SOUTH FLORIDA - CORAL GABLES URGENT CARE		2,193	381	15%	<b>2,574</b>
ADVENTHEALTH CENTRA CARE ST CLOUD		2,401	173	7%	<b>2,574</b>
BAPTIST HEALTH SOUTH FLORIDA - PINECREST URGENT CARE		2,249	316	12%	<b>2,565</b>
ADVENTHEALTH CENTRA CARE HUNTERS CREEK		2,371	183	7%	<b>2,554</b>
BAYFRONT HEALTH - SEVEN RIVERS		2,348	198	8%	<b>2,546</b>
ADVENT HEALTH - OCALA		2,124	402	16%	<b>2,526</b>
MINUTECLINIC LLC #3703		2,193	330	13%	<b>2,523</b>
BAPTIST HEALTH SOUTH FLORIDA - WESTON URGENT CARE		2,279	243	10%	<b>2,522</b>
CLINICAL REFERENCE LABORATORY	2	2,410	89	4%	<b>2,501</b>
CITRUS MEMORIAL HOSPITAL LABORATORY		2,199	289	12%	<b>2,488</b>
BAPTIST HEALTH SOUTH FLORIDA - DAVIE URGENT CARE		2,112	370	15%	<b>2,482</b>
ASCENSION SACRED HEART - EMERALD COAST		2,052	365	15%	<b>2,417</b>
BAYFRONT HEALTH - BROOKSVILLE		2,103	300	12%	<b>2,403</b>
URGENT CARE CURE	2	2,107	290	12%	<b>2,399</b>
MINUTECLINIC		2,132	259	11%	<b>2,391</b>
SELECT LABORATORIES - MARION COUNTY, FL LLC	3	2,207	165	7%	<b>2,375</b>
LAKESIDE MEDICAL CENTER		1,898	477	20%	<b>2,375</b>
ADVENTHEALTH CENTRA CARE KISSIMMEE		2,264	97	4%	<b>2,361</b>
ADVENTHEALTH CENTRA CARE LEE ROAD		2,260	93	4%	<b>2,353</b>
BAPTIST HEALTH SOUTH FLORIDA - PALMETTO BAY URGENT CARE		2,022	329	14%	<b>2,351</b>
ADVENTHEALTH CENTRA CARE SANFORD		2,221	113	5%	<b>2,334</b>
BARTOW REGIONAL MEDICAL CENTER	1	2,044	285	12%	<b>2,330</b>
MEMORIAL HOSPITAL PEMBROKE	3	2,060	264	11%	<b>2,327</b>
ADVENTHEALTH CENTRA CARE CLERMONT		2,215	102	4%	<b>2,317</b>
LEE HEALTH - COCONUT POINT CLINICAL LAB	2	1,872	433	19%	<b>2,307</b>
PEDIATRIC HEALTH CARE ALLIANCE PA		2,138	168	7%	<b>2,306</b>
ENGLEWOOD COMMUNITY HOSPITAL		2,115	180	8%	<b>2,295</b>
ADVENTHEALTH CENTRA CARE LAKE MARY		2,208	83	4%	<b>2,291</b>
SUNCOAST PATHOLOGY ASSOCIATES		2,092	168	7%	<b>2,260</b>
BAPTIST HEALTH SOUTH FLORIDA - KENDALE LAKES URGENT CARE		1,814	445	20%	<b>2,259</b>
COMMUNITY HEALTH NORTHWEST FLORIDA	4	1,696	528	24%	<b>2,228</b>
CENTRA CARE SAINT CLOUD	1	1,885	303	14%	<b>2,189</b>
ADVENTHEALTH CENTRA CARE WATERFORD LAKES		2,031	149	7%	<b>2,180</b>
SPORTS DRUG TESTING LABORATORY	38	2,082	56	3%	<b>2,176</b>
ADVENTIST HEALTH SYSTEMS, SUNBELT INC		2,097	79	4%	<b>2,176</b>
AMELIA URGENT CARE		1,374	789	36%	<b>2,163</b>



# COVID-19: testing by laboratory

Data through Dec 12, 2020 verified as of Dec 13, 2020 at 09:25 AM

Data in this report are provisional and subject to change.

The numbers in the table below represent the number of Florida and non-Florida residents for whom test results were received by the Department of Health. A person can be tested by more than one laboratory and can have both positive and negative results. **Therefore, the sum of the numbers in each column will be larger than the total number of people tested.**

Reporting lab	Inconclusive	Negative	Positive	Percent positive	Total
DOCTORS URGENT CARE LLC	1	1,773	382	18%	2,156
BMCT Molecular Diagnostics Subsection		1,774	359	17%	2,133
HOLIDAY CVS LLC DBA CVS PHARMACY #5154		2,076	38	2%	2,114
AHCC WESLEY CHAPEL		2,019	95	4%	2,114
HIGHLANDS REGIONAL MEDICAL CENTER		1,678	415	20%	2,093
ADVENTHEALTH CENTRA CARE APOPKA		1,930	149	7%	2,079
ADVENTHEALTH CENTRA CARE MOUNT DORA		1,959	111	5%	2,070
DESOTO MEMORIAL HOSPITAL	3	1,719	346	17%	2,068
LOWER KEYS MEDICAL CENTER		1,839	225	11%	2,064
ADVENT HEALTH - HEART OF FLORIDA ER	1	1,843	178	9%	2,022
PHYSICIANS REGIONAL MEDICAL CENTER - COLLIER BLVD	1	1,508	479	24%	1,988
CLARITY LAB SOLUTIONS		1,733	254	13%	1,987
BAPTIST HEALTH SOUTH FLORIDA - BRICKELL URGENT CARE		1,663	324	16%	1,987
BAPTIST HEALTH URGENT CARE AT SAWGRASS		1,723	261	13%	1,984
DOC SMILEY'S URGENT CARE		1,705	247	13%	1,952
ADVENTHEALTH CENTRA CARE SAND LAKE		1,883	56	3%	1,939
MEDEXPRESS URGENT CARE - ESTERO		1,762	159	8%	1,921
ADVENTHEALTH CENTRA CARE ALTAMONTE		1,835	82	4%	1,917
SARKIS CLINICAL TRIALS		1,687	225	12%	1,912
PRECISION HEALTH RESOURCES LLC		1,778	117	6%	1,895
MARINERS HOSPITAL		1,730	162	9%	1,892
ADVENTHEALTH CENTRA CARE LAKELAND		1,808	72	4%	1,880
BAPTIST HEALTHCARE - GULF BREEZE HOSPITAL	3	1,607	256	14%	1,866
PRIMEHEALTH URGENT CARE	1	1,522	326	18%	1,849
TALLAHASSEE PRIMARY CARE ASSOCIATES		1,699	144	8%	1,843
HEALTH FIRST ADVENTHEALTH CENTRA CARE GATEWAY		1,767	62	3%	1,829
ADVENTHEALTH CENTRA CARE PORT ORANGE		1,767	54	3%	1,821
BAYFRONT HEALTH - PUNTA GORDA		1,722	96	5%	1,818
LABORATORY OF FLORIDA LLC	40	1,641	112	6%	1,793
ADVENTHEALTH CENTRA CARE LONGWOOD		1,721	63	4%	1,784
ADVENTHEALTH CENTRA CARE OVIEDO		1,643	120	7%	1,763
ATLANTIS URGENT CARE	1	867	891	51%	1,759
BAPTIST HEALTH - CLAY		1,517	225	13%	1,742
PHYSICIANS STAT LAB	1	784	954	55%	1,739
EMPIRE CITY LABORATORIES INC	13	1,460	265	15%	1,738
BAPTIST HEALTH EMERGENCY CENTER COUNTRY WALK	1	1,456	268	16%	1,725
BAPTIST HEALTH - OAKLEAF		1,432	285	17%	1,717
ADVENT HEALTH - NEW SMYRNA		1,304	386	23%	1,690
PALMS MEDICAL GROUP	5	1,314	342	21%	1,661
ADVENTHEALTH CENTRA CARE AZALEA PARK		1,563	94	6%	1,657
BAYFRONT HEALTH - SPRING HILL		1,534	122	7%	1,656
NATIONWIDE LABORATORY SERVICES INC	80	1,347	196	12%	1,623
GENUS3		1,546	64	4%	1,610
JW PLASTIC SURGERY		1,368	237	15%	1,605
ADVENTHEALTH CENTRA CARE ORANGE LAKE		1,516	79	5%	1,595
US BIOTEK LABORATORIES	5	1,350	210	13%	1,565
FLOWERS HOSPITAL		1,418	133	9%	1,551

# COVID-19: testing by laboratory

Data through Dec 12, 2020 verified as of Dec 13, 2020 at 09:25 AM

Data in this report are provisional and subject to change.

The numbers in the table below represent the number of Florida and non-Florida residents for whom test results were received by the Department of Health. A person can be tested by more than one laboratory and can have both positive and negative results. **Therefore, the sum of the numbers in each column will be larger than the total number of people tested.**

Reporting lab	Inconclusive	Negative	Positive	Percent positive	Total
DOCTORS TEST CENTERS		1,358	190	12%	<b>1,548</b>
OPTEO LABORATORY		1,515	32	2%	<b>1,547</b>
HEALTH FIRST ADVENTHEALTH CENTRA CARE TITUSVILLE		1,486	58	4%	<b>1,544</b>
BAPTIST HEALTH SOUTH FLORIDA - MIAMI BEACH URGENT CARE		1,318	218	14%	<b>1,536</b>
NXGEN MDX LLC	3	1,402	119	8%	<b>1,524</b>
TAMPA COMMUNITY HOSPITAL		1,272	240	16%	<b>1,512</b>
MEDEXPRESS URGENT CARE HUDSON		1,294	209	14%	<b>1,503</b>
ASSOCIATED PATHOLOGISTS, LLC	3	1,241	234	16%	<b>1,478</b>
PROHEALTH		683	792	54%	<b>1,475</b>
ADVENTHEALTH CENTRA CARE LEESBURG		1,417	56	4%	<b>1,473</b>
COMMUNITY HEALTH CENTERS OF PINELLAS INC		1,216	248	17%	<b>1,464</b>
TRINITY SPRINGS		1,327	102	7%	<b>1,429</b>
PATIENTS CHOICE LABORATORIES		829	577	41%	<b>1,406</b>
MEDFAST URGENT CARE CENTERS LLC		100	1,304	93%	<b>1,404</b>
SCION LAB SERVICES LLC	12	1,298	87	6%	<b>1,397</b>
MEDFAST URGENT CARE CENTERS, LLC		1,120	268	19%	<b>1,388</b>
SPARROW HEALTHCARE	2	1,171	207	15%	<b>1,380</b>
ADVENTHEALTH CENTRA CARE SOUTH ORANGE		1,299	73	5%	<b>1,372</b>
UHEALTH DEERFIELD BEACH/UMSYLVESTER DEERFIELD BEACH LABORATORY	3	1,311	48	4%	<b>1,362</b>
COASTAL MED URGENT CARE		361	1,001	73%	<b>1,362</b>
EMERALD COAST URGENT CARE		1,023	338	25%	<b>1,361</b>
MEDEXPRESS URGENT CARE - WEST TAMPA		1,305	56	4%	<b>1,361</b>
ADVENTHEALTH CENTRA CARE COLONIAL TOWN		1,297	62	5%	<b>1,359</b>
ASCENSION ST VINCENT'S - SOUTHSIDE		1,309	49	4%	<b>1,358</b>
MEDEXPRESS URGENT CARE OF BOYNTON BEACH LLC		1,314	42	3%	<b>1,356</b>
HEALTH FIRST ADVENTHEALTH CENTRA CARE COCOA		1,276	51	4%	<b>1,327</b>
ADVANCE MEDICAL OF NAPLES		309	1,017	77%	<b>1,326</b>
JACKSON HOSPITAL CLINICAL LABORATORY		1,149	175	13%	<b>1,324</b>
ADVENTHEALTH PROMPT CARE	1	906	409	31%	<b>1,316</b>
MINUTECLINIC LLC # 0709		1,135	175	13%	<b>1,310</b>
NCF DIAGNOSTICS & DNA TECHNOLOGIES LAB	39	1,081	157	12%	<b>1,277</b>
NORTH SHORE LONG ISLAND JEWISH HEALTH		1,230	46	4%	<b>1,276</b>
INDIAN RIVER MEDICAL CENTER		1,155	115	9%	<b>1,270</b>
EMERALD COAST URGENT CARE, LLC	1	954	309	24%	<b>1,264</b>
MEDEXPRESS URGENT CARE - ROYAL PALM BEACH		1,214	40	3%	<b>1,254</b>
FLORIDA FAMILY LABORATORY, INC DBA	3	1,151	87	7%	<b>1,241</b>
EMERALD COAST URGENT CARE LLC		960	273	22%	<b>1,233</b>
MEDEXPRESS URGENT CARE PALM BEACH GARDENS		1,195	33	3%	<b>1,228</b>
MARTIN HEALTH SYSTEM - ST LUCIE WEST		1,112	110	9%	<b>1,222</b>
CLINICORE		1,124	91	7%	<b>1,215</b>
FLORIDA MEDICAL CLINIC	1	711	499	41%	<b>1,211</b>
MEDEXPRESS URGENT CARE CAPE CORAL		1,045	160	13%	<b>1,205</b>
ASSURANCE SCIENTIFIC LABORATORIES	1	967	234	19%	<b>1,202</b>
ACCESS MEDICAL LABS		746	448	38%	<b>1,194</b>
ADVENTIST HEALTH SYSTEMS SUNBELT IN DBA		1,160	33	3%	<b>1,193</b>
LABTECH DIAGNOSTIC		945	236	20%	<b>1,181</b>
BARDMOOR LABORATORY	1	1,014	143	12%	<b>1,158</b>

# COVID-19: testing by laboratory

Data through Dec 12, 2020 verified as of Dec 13, 2020 at 09:25 AM

Data in this report are provisional and subject to change.

The numbers in the table below represent the number of Florida and non-Florida residents for whom test results were received by the Department of Health. A person can be tested by more than one laboratory and can have both positive and negative results. **Therefore, the sum of the numbers in each column will be larger than the total number of people tested.**

Reporting lab	Inconclusive	Negative	Positive	Percent positive	Total
HEALTH FIRST ADVENTHEALTH CENTRA CARE MALABAR		1,095	61	5%	<b>1,156</b>
DOCTORS URGENT CARE OF LUTZ LLC	1	935	217	19%	<b>1,153</b>
ADVENTHEALTH CENTRA CARE KIDS LAKE MARY		1,121	28	2%	<b>1,149</b>
EMERGENCY PHYSICIANS MEDICAL CENTER		244	905	79%	<b>1,149</b>
NCH NORTHEAST	5	868	275	24%	<b>1,148</b>
ADVENT HEALTH CENTRA CARE -WINTER PARK KIDS URGENT CARE		1,057	81	7%	<b>1,138</b>
UNIVERSITY OF ALABAMA AT BIRMINGHAM		1,109	24	2%	<b>1,133</b>
ARCPOINT LABS		620	510	45%	<b>1,130</b>
MINUTECLINIC LLC #3631		953	167	15%	<b>1,120</b>
MINUTECLINIC LLC 5852		941	167	15%	<b>1,108</b>
CAPSTONE HEALTHCARE		782	320	29%	<b>1,102</b>
CAREFAST+		835	267	24%	<b>1,102</b>
DONALD W ROBERTSON DO PA		818	273	25%	<b>1,091</b>
BIOCERNA MAIN LAB	1	980	105	10%	<b>1,086</b>
MICROGEN DX		677	408	38%	<b>1,085</b>
PREMIER URGENT CARE OF BREVARD LLC		889	178	17%	<b>1,067</b>
BAYA PHARMACY & URGENT CARE		738	324	31%	<b>1,062</b>
NYU HOSPITALS CENTER CLINICAL LABORATORIES		1,014	30	3%	<b>1,044</b>
MEDEXPRESS URGENT CARE LEHIGH ACRES		950	80	8%	<b>1,030</b>
DYNIX DIAGNOSTIX		884	131	13%	<b>1,015</b>
VAVA PARTNERS LLC		436	575	57%	<b>1,011</b>
PATIENTS FIRST - THOMASVILLE ROAD		898	112	11%	<b>1,010</b>
MEDEXPRESS FORT MYERS		872	133	13%	<b>1,005</b>
TOM LEE COMMUNITY HEALTH CENTER		675	319	32%	<b>994</b>
EPN URGENT CARE NAPLES	2	746	246	25%	<b>994</b>
MEDEXPRESS URGENT CARE - LAKELAND		932	57	6%	<b>989</b>
TEMPUS CLINICAL LABORATORY	8	854	117	12%	<b>979</b>
AMELIA EXPRESS CARE		642	332	34%	<b>974</b>
LAB24 INC	3	292	662	69%	<b>957</b>
PARAMOUNT URGENT CARE		382	574	60%	<b>956</b>
ESCAMBIA COMMUNITY CLINICS INC	4	705	222	24%	<b>931</b>
VRL EUROFINs - DALLAS		913	13	1%	<b>926</b>
IGENOMIX USA LLC	32	809	84	9%	<b>925</b>
MC DIAGNOSTIC OF CONNECTICUT, PC #2220		801	121	13%	<b>922</b>
VERITOR		809	111	12%	<b>920</b>
COASTAL LABORATORIES		748	170	19%	<b>918</b>
GESSLER CLINIC		488	425	47%	<b>913</b>
ADVENT HEALTH - DADE CITY		807	93	10%	<b>900</b>
SHELL POINT NURSING PAVILION	1	871	25	3%	<b>897</b>
PHYSICIANS PRIMARY CARE	1	782	101	11%	<b>884</b>
MELBOURNE MEDICAL LABORATORY☐	1	732	140	16%	<b>873</b>
PARRISH MEDICAL CENTER		770	98	11%	<b>868</b>
MEDEXPRESS URGENT CARE - GOLDEN GATE		775	92	11%	<b>867</b>
CARENOW URGENT CARE		582	271	32%	<b>853</b>
HealthSentry_UHS		796	55	6%	<b>851</b>
NORTH FLORIDA PEDIATRICS-TALLAHASSEE		788	60	7%	<b>848</b>
BAY MEDICAL CENTER SACRED HEART HEALTH SYSTEM		641	199	24%	<b>840</b>

# COVID-19: testing by laboratory

Data through Dec 12, 2020 verified as of Dec 13, 2020 at 09:25 AM

Data in this report are provisional and subject to change.

The numbers in the table below represent the number of Florida and non-Florida residents for whom test results were received by the Department of Health. A person can be tested by more than one laboratory and can have both positive and negative results. **Therefore, the sum of the numbers in each column will be larger than the total number of people tested.**

Reporting lab	Inconclusive	Negative	Positive	Percent positive	Total
PARAMOUNT URGENT CARE - WINDERMERE		583	256	31%	839
STEWART REFERENCE LABORATORY	1	539	297	35%	837
BAPTIST HEALTH SOUTH FLORIDA - COUNTRY WALK URGENT CARE EXPRESS		722	110	13%	832
FLORIDA HOSPITAL ORLANDO		743	74	9%	817
GENE TOX WORLDWIDE	57	666	92	11%	815
BAPTIST HEALTH SOUTH FLORIDA - KEY BISCANE URGENT CARE EXPRESS		715	91	11%	806
MINUTECLINIC LLC #4415		664	142	18%	806
MEDEXPRESS URGENT CARE - DELAND		751	54	7%	805
ASCENSION ST VINCENT'S - CLAY		775	29	4%	804
BAYFRONT HEALTH URGENT CARE LLC		680	121	15%	801
MEDEXPRESS URGENT CARE - VERO BEACH		673	122	15%	795
RAINBOW RIVER MEDICAL LABORATORY		746	48	6%	794
ADVENTHEALTH CENTRA CARE		753	40	5%	793
PHAROS HEALTH		622	167	21%	789
NITE LITE PEDIATRICS		228	561	71%	789
ELLENTON URGENT CARE		572	212	27%	784
HISTOPATHOLOGY SERVICES, LLC		691	87	11%	778
VENTURE MEDICAL OF FLORIDA LLC		687	85	11%	772
LENCO MEDICAL LABORATORY		748	24	3%	772
MACDILL AIR FORCE BASE		709	51	7%	760
PARAMOUNT URGENT CARE - ORLANDO		521	229	31%	750
PARAMOUNT URGENT CARE - OVIEDO		426	321	43%	747
MEDEXPRESS PORT CHARLOTTE		717	29	4%	746
BAYFRONT HEALTH - CITRUS HILLS		632	105	14%	737
GENESIS LABORATORY MANAGEMENT	4	608	119	16%	731
ADVENTHEALTH CENTRA CARE CONWAY		673	57	8%	730
DYNIX DIAGNOSTICS	2	521	206	28%	729
HOLIDAY CVS LLC DBA CVSPHARMACY #5155		700	21	3%	721
NONE		308	407	57%	715
DISNEY COVID TEST SITE		703	9	1%	712
LAKE WALES MEDICAL CENTER INC		635	75	11%	710
ST ANNES NURSING CENTER		697	11	2%	708
PEDIATRIC HEALTH CARE ALLIANCE - NORTHDALE		651	48	7%	699
MINUTECLINIC LLC #5249		590	105	15%	695
DEPARTMENT OF CLINICAL LABS		679	9	1%	688
QUICK CARE MED PL	2	598	88	13%	688
PREMIER MEDICAL LABORATORY SERVICES	1	463	221	32%	685
CENTRA CARE		423	262	38%	685
ADVENT HEALTH LAB - ORLANDO		427	256	37%	683
MINI ER ADULT AND PEDIATRIC URGENT CARE		574	98	15%	672
ASCENSION SACRED HEART - GULF		530	135	20%	665
PENSACOLA PEDIATRICS PA	1	571	89	13%	661
VENICE REGIONAL MEDICAL CENTER		572	83	13%	655
WILLOWBROOKE COURT AT EDGEWATER POINTE ESTATES		645	8	1%	653
CAREFAST MURABELLA		499	150	23%	649
NAPLES URGENT CARE	1	424	224	35%	649
STAGEZERO LIFE SCIENCES INC	1	601	47	7%	649



# COVID-19: testing by laboratory

Data through Dec 12, 2020 verified as of Dec 13, 2020 at 09:25 AM

Data in this report are provisional and subject to change.

The numbers in the table below represent the number of Florida and non-Florida residents for whom test results were received by the Department of Health. A person can be tested by more than one laboratory and can have both positive and negative results. **Therefore, the sum of the numbers in each column will be larger than the total number of people tested.**

Reporting lab	Inconclusive	Negative	Positive	Percent positive	Total
BAPTIST HEALTHCARE - JAY HOSPITAL		507	137	21%	644
MAVERICK LABS		456	186	29%	642
TYNDALL AIR FORCE BASE		512	125	20%	637
NCH HEALTHCARE SYSTEM MICROBIOLOGY LAB		1	634	100%	635
ACCU REFERENCE MEDICAL LAB		309	310	50%	619
CHARLES AIESI CONSULTING INC	1	564	50	8%	615
MINUTECLINIC LLC #3463		525	82	14%	607
MEDEXPRESS URGENT CARE - CLEWISTON		526	78	13%	604
MINUTECLINIC LLC #5253		533	66	11%	599
PATIENTS FIRST - MAHAN DRIVE		164	435	73%	599
ADVENT HEALTH CENTRA CARE - MOUNT DORA		276	316	53%	592
EUROFINS NTD, LLC		554	33	6%	587
ADVENT HEALTH CENTRA CARE - WATERFORD LAKES		480	94	16%	574
BAPTIST HEALTH - MD ANDERSON CANCER CENTER		570	3	1%	573
CENTRA CARE - SOUTH ORANGE		405	168	29%	573
MINUTECLINIC LLC #5854		495	77	13%	572
POINT OF CARE TESTING SITE		549	22	4%	571
MEDONE PLLC		463	102	18%	565
WHITE WILSON MEDICAL CENTER		51	513	91%	564
MEDEXPRESS URGENT CARE CORAL SPRINGS		501	56	10%	557
FLORIDA COMMUNITY HEALTH CENTER		481	71	13%	552
CVS HEALTH		401	151	27%	552
Victoria Nursing and Rehabilitation Center		525	26	5%	551
PHARMCO RX		489	60	11%	549
MINUTECLINIC LLC #5190		475	73	13%	548
VITAE DIAGNOSTICS		534	13	2%	547
DOCTOR'S MEMORIAL HOSPITAL		425	119	22%	544
INTERLACHEN PEDIATRICS		511	29	5%	540
FLAGLER HOSPITAL	8	29	502	93%	539
PRIMARY CARE OF THE TREASURE COAST		484	53	10%	537
VETERANS AFFAIRS MEDICAL CENTER - JAMES A HALEY			534	100%	534
MINUTECLINIC, LLC DBA MINUTECLINIC #4717		522	11	2%	533
UHEALTH CLINIC AT WALGREENS		446	87	16%	533
Tampa Lakes Health and Rehabilitation Center	2	468	62	12%	532
COASTAL PEDIATRIC GROUP		470	60	11%	530
HOLY CROSS HOSPITAL LABORATORY			523	100%	523
MINI ER WATERFORD LAKES, THE		461	61	12%	522
ECCOLAB GROUP	1	143	377	72%	521
MANOR PINES CONVALESCENT CENTER LLC	1	512	7	1%	520
SOLARIS HEALTHCARE PALATKA		511	8	2%	519
MOUNT SINAI LABORATORY		498	19	4%	517
ED FRASER MEMORIAL HOSPITAL		410	106	21%	516
NCF DIAGNOSTICS & DNA TECHNOLOGIES	15	192	309	60%	516
SOUTHEAST ALABAMA MEDICAL CENT		469	47	9%	516
PALACE NURSING HOME & REHAB CENTER		514	1	0%	515
HOLMES REGIONAL MEDICAL CENTER		5	505	99%	510
UNIVERSITY OF WEST FLORIDA STUDENT HEALTH SERVICES		423	87	17%	510

# COVID-19: testing by laboratory

Data through Dec 12, 2020 verified as of Dec 13, 2020 at 09:25 AM

Data in this report are provisional and subject to change.

The numbers in the table below represent the number of Florida and non-Florida residents for whom test results were received by the Department of Health. A person can be tested by more than one laboratory and can have both positive and negative results. **Therefore, the sum of the numbers in each column will be larger than the total number of people tested.**

Reporting lab	Inconclusive	Negative	Positive	Percent positive	Total
SHORELINE PHYSICIAN GROUP		333	173	34%	506
VITAS HEALTHCARE CORPORATION OF FLA		499	3	1%	502
TENNESSEE DOH - NASHVILLE	2	445	54	11%	501
The Sands at South Beach		498	3	1%	501
MOLECULAR INFECTIOUS DISEASES		492	7	1%	499
MINUTECLINIC LLC #7886		452	44	9%	496
ST JOHN'S NURSING CENTER		483	6	1%	489
DAVITA LABORATORY		426	54	11%	480
SEBASTIAN RIVER MEDICAL CENTER	1	379	98	21%	478
JOHN KNOX VILLAGE HEALTH CENTER		465	7	1%	472
GULF COAST MOLECULAR LABORATORIES	11	390	70	15%	471
VETERANS AFFAIRS MEDICAL CENTER - BAY PINES		16	455	97%	471
KENDALL HEALTHCARE PROPERTIES DBA	2	459	9	2%	470
Community_Health		374	94	20%	468
SANTA ROSA MEDICAL GROUP		390	76	16%	466
VILLA MARIA NURSING & REHAB CENTER INC	1	456	7	2%	464
GULF COAST VILLAGE		442	21	5%	463
ADDICTION LABS OF AMERICA	2	424	37	8%	463
MINUTECLINIC LLC #5069		406	57	12%	463
BROWNWOOD CARE CENTER		424	38	8%	462
CLARITY LABS		390	62	14%	452
TREE HOUSE PEDIATRICS PLLC		412	39	9%	451
LEE COUNTY EMERGENCY MEDICAL SERVICE		401	48	11%	449
BAPTIST HEALTH EMERGENCY CENTER AT WEST CORAL WAY		346	99	22%	445
LEE HEALTH CONVENIENT CARE - PAGE FIELD		366	76	17%	442
JACKSON MEMORIAL LONG TERM CARE CENTER		430	10	2%	440
GOLDEN GLADES NURSING & REHABILITATION CTR		436	4	1%	440
ACCESS POINT HEALTHCARE URGENT & PRIMARY CARE		337	101	23%	438
MEMORIAL PEMBROKE 24/7 CARE CENTER		330	102	24%	432
DOC SMILEYS URGENT CARE LLC		342	90	21%	432
AVECINA MEDICAL JULINGTON	1	240	189	44%	430
PRIMARY CARE SERVICES AT INDIAN RIVER ESTATES		421	5	1%	426
SMA SPECIALTY MEDICAL LAB		115	310	73%	425
MID-FLORIDA PATHOLOGY		333	92	22%	425
NORTH OKALOOSA MEDICAL CENTER		244	181	43%	425
LIFE CARE CENTER OF HILLIARD		417	6	1%	423
INTEGRITY LABORATORIES, LLC	1	327	94	22%	422
NORTH SHORE LIJ URGENT CARE PC		408	13	3%	421
GARCIA CLINICAL LABORATORY		28	390	93%	418
NEW YORK HOSPITAL LABORATORIES	1	406	11	3%	418
COASTAL URGENT CARE		350	64	15%	414
CLEWISTON NURSING AND REHABILITATION CENTER		409	4	1%	413
TACACHALE CLINICAL LABORATORY		395	14	3%	409
RIVER GARDEN HEBREW HOME FOR THE AGED		367	39	10%	406
C.W. BILL YOUNG VA MEDICAL CENTER		17	389	96%	406
PARAMOUNT URGENT CARE VILLAGES		226	178	44%	404
THERADOC		152	249	62%	401



# COVID-19: testing by laboratory

Data through Dec 12, 2020 verified as of Dec 13, 2020 at 09:25 AM

Data in this report are provisional and subject to change.

The numbers in the table below represent the number of Florida and non-Florida residents for whom test results were received by the Department of Health. A person can be tested by more than one laboratory and can have both positive and negative results. **Therefore, the sum of the numbers in each column will be larger than the total number of people tested.**

Reporting lab	Inconclusive	Negative	Positive	Percent positive	Total
MEDICAL FP – WHOLE FAMILY HEALTH CENTER		364	37	9%	<b>401</b>
ENZO CLINICAL LABS INC	1	388	12	3%	<b>401</b>
LEHIGH REGIONAL MEDICAL CENTER LAB		365	35	9%	<b>400</b>
NEW PLANT CITY FAMILY CARE	1	209	189	47%	<b>399</b>
PALM GARDEN OF PORT SAINT LUCIE		394	3	1%	<b>397</b>
CONSULATE HEALTH CARE OF NEW PORT RICHEY		392	5	1%	<b>397</b>
KEYS AHEC SCHOOL MEDICAL CLINIC	4	343	48	12%	<b>395</b>
FOUNTAIN MANOR HEALTH AND REHAB CENTER	1	391	3	1%	<b>395</b>
WOODLANDS MEDICAL SPECIALISTS		323	69	18%	<b>392</b>
ANY LAB TEST NOW	1	281	110	28%	<b>392</b>
THE HEALTH CENTER OF PLANT CITY		387	4	1%	<b>391</b>
ADVENT HEALTH CENTRA CARE - WINTER PARK		257	134	34%	<b>391</b>
Signature HealthCare Center of Waterford		385	4	1%	<b>389</b>
BARBER		13	376	97%	<b>389</b>
COVANCE CLINICAL RESEARCH UNIT INC		383	4	1%	<b>387</b>
CONSULATE HEALTHCARE OF VERO BEACH	11	359	17	4%	<b>387</b>
NORTH FLORIDA PEDIATRICS - LAKE CITY		271	112	29%	<b>383</b>
VETERANS AFFAIRS MEDICAL CENTER		40	337	89%	<b>377</b>
MINI ER AND URGENT CARE		271	105	28%	<b>376</b>
BAYA PHARMACY WEST		8	365	98%	<b>373</b>
FLO-MEDILAB SERVICES		152	221	59%	<b>373</b>
EMERALD SHORES HEALTH AND REHABILITATION		324	47	13%	<b>371</b>
MEDONE URGENT CARE CENTER		149	222	60%	<b>371</b>
HENDRY REGIONAL MEDICAL CENTER		107	263	71%	<b>370</b>
Good Samaritan Society Kissimmee Village		333	35	10%	<b>368</b>
LIFE CARE CENTER OF ORANGE PARK		366	2	1%	<b>368</b>
ADVENT HEALTH CENTRA CARE - PORT ORANGE		29	338	92%	<b>367</b>
THE PRESERVE		363	2	1%	<b>365</b>
SPECTOR SCIENTIFIC LAB	1	188	174	48%	<b>363</b>
MEDEXPRESS URGENT CARE - JAX ATLANTIC BLVD		338	25	7%	<b>363</b>
EDEN SPRINGS NURSING AND REHAB CENTER		345	16	4%	<b>361</b>
MANOR AT CARPENTERS		340	21	6%	<b>361</b>
NEW YORK PRESBYTERIAN - CUMC CLINICAL		345	15	4%	<b>360</b>
HILLCREST HEALTH CARE & REHABILITATION CENTER		352	7	2%	<b>359</b>
OPTUM LABS LLC		275	83	23%	<b>358</b>
MEDEXPRESS URGENT CARE BOCA RATON		338	17	5%	<b>355</b>
FISHERMENS HOSPITAL CLINICAL LAB		327	28	8%	<b>355</b>
INFORM DIAGNOSTICS		349	6	2%	<b>355</b>
AMELIA EXPRESS CARE LLC		310	42	12%	<b>352</b>
PRIMEHEALTH URGENT CARE INC		293	59	17%	<b>352</b>
LAUDERDALE NURSING CENTER LLC	1	347	3	1%	<b>351</b>
NCH HEALTHCARE BONITA		254	96	27%	<b>350</b>
PHYSICIAN ASSOCIATES		316	34	10%	<b>350</b>
SANFORD LABORATORIES		325	23	7%	<b>348</b>
Plantation Bay Rehabilitation Center		342	6	2%	<b>348</b>
BAYSHORE DIAGNOSTICS		309	37	11%	<b>346</b>
PALM GARDEN OF OCALA		329	16	5%	<b>345</b>

# COVID-19: testing by laboratory

Data through Dec 12, 2020 verified as of Dec 13, 2020 at 09:25 AM

Data in this report are provisional and subject to change.

The numbers in the table below represent the number of Florida and non-Florida residents for whom test results were received by the Department of Health. A person can be tested by more than one laboratory and can have both positive and negative results. **Therefore, the sum of the numbers in each column will be larger than the total number of people tested.**

Reporting lab	Inconclusive	Negative	Positive	Percent positive	Total
HARTS HARBOR HEALTH CARE CENTER		342	2	1%	344
HEALTH CENTER AT BRENTWOOD	1	331	11	3%	343
FORT MYERS INTERNAL MEDICINE, LLC		310	29	9%	339
The Manor at Blue Water Bay		327	12	4%	339
SELECT REFERENCE LABORATORIES, LLC	1	326	12	4%	339
WEST GABLES HEALTH CARE CENTER		332	7	2%	339
VALENCIA HILLS HEALTH AND REHABILITATION CENTER		328	6	2%	334
ADVENT HEALTH CENTRA CARE - LAKE MARY		86	248	74%	334
GENESIS DIAGNOSTICS		234	100	30%	334
URGENT CARE BETHESDA	1	282	51	15%	334
ADVENT HEALTH - TAMPA		124	208	63%	332
NORTH FLORIDA PEDIATRICS PA - SUWANNEE		259	72	22%	331
ST ANDREWS BAY SKILLED NURSING &		327	3	1%	330
Colonial Lakes Health Care		328	2	1%	330
FIU-HEALTH AUXILIARY LABORATORY		301	25	8%	326
PENSACOLA PEDIATRICS	1	250	74	23%	325
MIAMI JEWISH HEALTH SYSTEMS		323	2	1%	325
MY CLINICAL LAB		224	101	31%	325
LIFE CARE CENTER OF PENSACOLA		319	5	2%	324
BALDWIN PEDIATRICS	1	308	15	5%	324
NAVAL HOSPITAL - JACKSONVILLE		41	282	87%	323
GENEIQ		305	18	6%	323
USAFSAM/PHE		173	150	46%	323
VETERANS AFFAIRS MEDICAL CENTER - GAINESVILLE		2	320	99%	322
NORTH FLORIDA REHABILITATION & SPECIALTY CARE		317	2	1%	319
Crestview Rehabilitation Center		195	123	39%	318
PRIMARY CARE SERVICES AT ST ANDREWS ESTATES		318			318
MIDWAY SPECIALTY CARE CENTER	3	202	113	36%	318
LIFE CARE CENTER OF NEW PORT RICHEY		298	19	6%	317
WILLOW BROOKE COURT AT INDIAN RIVER ESTATES		297	18	6%	315
MED FAST URGENT CARE CENTER		67	248	79%	315
BALDOMERO LOPEZ STATE VETERANS NURSING HOME	2	312	1	0%	315
Point of Care Testing	1	105	207	66%	313
LABORATORY SPECIALISTS OF MICHIGAN		163	150	48%	313
UR MEDICINE LABS- CENTRAL LABORATORY		303	10	3%	313
SANTA ROSA CENTER FOR REHABILITATION AND HEALING		296	16	5%	312
ADVENT HEALTH CENTRA CARE - LEESBURG		13	295	96%	308
INDIAN RIVER CTR, LLC		281	26	8%	307
GENESIS MEDICAL LABORATORY MIAMI FL.		83	224	73%	307
FERNANDINA BEACH REHAB AND NURSING	1	302	1	0%	304
VILLAGE AT VIENNA SQUARE,THE	6	294	4	1%	304
SIGNATURE HEALTHCARE OF BROOKWOOD GARDENS		303			303
CLIFFORD CHESTER SIMS STATE VETERANS		296	5	2%	301
CREEKSIDE CARE CENTER		257	44	15%	301
SIPARADIGM, DIAGNOSTIC INFORMATICS		273	28	9%	301
PARKLANDS FACILITY INC	2	296	2	1%	300
MYTEST DIAGNOSTICS		284	16	5%	300

# COVID-19: testing by laboratory

Data through Dec 12, 2020 verified as of Dec 13, 2020 at 09:25 AM

Data in this report are provisional and subject to change.

The numbers in the table below represent the number of Florida and non-Florida residents for whom test results were received by the Department of Health. A person can be tested by more than one laboratory and can have both positive and negative results. **Therefore, the sum of the numbers in each column will be larger than the total number of people tested.**

Reporting lab	Inconclusive	Negative	Positive	Percent positive	Total
MEDEXPRESS LUTZ		3	297	99%	300
MEDSCAN LABORATORY INC	1	161	138	46%	300
HARBOUR HEALTH CENTER		296	3	1%	299
PEDIATRIC HEALTHCARE ALLIANCE PA		272	27	9%	299
MEDICAL VB		249	49	16%	298
MOORINGS PARK INSTITUTE, INC, THE		292	6	2%	298
CORE DIAGNOSTIC LABORATORIES LLC		220	78	26%	298
CLINICAL PATHOLOGY LABS		193	104	35%	297
ADVENT HEALTH CENTRA CARE - TITUSVILLE		56	241	81%	297
BUENA VISTA URGENT CARE		264	31	11%	295
FLORIDA HOSPITAL WAUCHULA		194	100	34%	294
Stacey Health Care Centers Inc. dba Riverside Care Center		287	6	2%	293
SOLARIS HEALTHCARE CHARLOTTE HARBOR		283	10	3%	293
FAIR HAVENS CENTER, OPCO		289	3	1%	292
DR G'S URGENT CARE		259	33	11%	292
NORTHWEST MEDICAL CENTER CLINICAL LABORATORY		175	116	40%	291
CORAL TRACE HEALTH CARE□	1	288	1	0%	290
AUBURN UNIVERSITY MEDICAL CLINIC		227	62	21%	289
DOH – INDIAN RIVER		245	42	15%	287
MINUTECLINIC LLC #3705		259	26	9%	285
ADVENT HEALTH CENTRA CARE - PALM COAST		36	248	87%	284
CORAL BAY HEALTHCARE AND REHABILITATION	1	280	3	1%	284
RUSKIN HEALTH CENTER		174	109	39%	283
LAKELAND REGIONAL HEALTH SYSTEMS INC		16	266	94%	282
PALMETTO SUBACUTE CARE CENTER		274	7	2%	281
SPECIALTY HEALTH AND REHABILITATION CENTER		258	23	8%	281
MEDONE URGENT CARE AT ST. AUGUSTINE		96	185	66%	281
BOCA BIOLISTICS REFERENCE LABORATORY	2	185	94	33%	281
CITRUS NURSING CENTER LLC		266	13	5%	279
FLORIDA HOSPITAL MEDICAL GROUP		232	47	17%	279
DOCTORS CENTER,THE		221	58	21%	279
MINUTECLINIC LLC, #10357		277	1	0%	278
LIFE CARE CENTER OF OCALA		277	1	0%	278
PRUITT HEALTH-SANTA ROSA		275	2	1%	277
BIOCEPT		259	16	6%	275
MANOR CARE HEALTH SERVICES - FT MYERS		268	5	2%	273
WESTCHESTER GARDENS LIMITED PARTNERSHIP		267	5	2%	272
MEDFAST URGENT CARE CENTERS		8	263	97%	271
LIFEBRITE	1	115	155	57%	271
TREASURE COAST COMMUNITY HEALTH	3	245	22	8%	270
FAST TRACK URGENT CARE CENTER		1	265	100%	266
MEDFAST URGENT CARE CENTER		82	183	69%	265
PATIENTS FIRST LAKE ELLA MEDICAL CENTER		236	29	11%	265
BRIDGEWATER PARK HEALTH AND REHAB		257	7	3%	264
Abbey Delray		264			264
Quest Diag Unspecifd		173	91	34%	264
NSPIRE HEALTHCARE MIAMI LAKES	3	252	8	3%	263

# COVID-19: testing by laboratory

Data through Dec 12, 2020 verified as of Dec 13, 2020 at 09:25 AM

Data in this report are provisional and subject to change.

The numbers in the table below represent the number of Florida and non-Florida residents for whom test results were received by the Department of Health. A person can be tested by more than one laboratory and can have both positive and negative results. **Therefore, the sum of the numbers in each column will be larger than the total number of people tested.**

Reporting lab	Inconclusive	Negative	Positive	Percent positive	Total
PHYSICIANS REGIONAL WALK-IN		184	76	29%	260
FLORIDA HOSPITAL HEARTLAND MED CTR LAKE PLACID		194	66	25%	260
CONSULATE HEALTHCARE OF KISSIMMEE		247	12	5%	259
CLIFFORD CHESTER SIMS VA NURSING HOME		251	8	3%	259
AURORA DIAGNOSTICS BERNHARDT LABORATORIES PATHOLOGY SERVICE		190	69	27%	259
ETHOS WELLNESS PHARMACY		238	21	8%	259
BLOUNTSTOWN REHABILITATION CENTER LLC		203	55	21%	258
PALM GARDEN OF VERO BEACH		249	9	3%	258
FLORIDA WOMAN CARE LABORATORY LLC		232	26	10%	258
LIFE CARE CENTER AT WELLS CROSSING		243	14	5%	257
BOND URGENT CARE LLC		196	60	23%	256
ADVENT HEALTH - CELEBRATION		244	12	5%	256
HMA SANTA ROSA MEDICAL CENTER LLC DBA		203	51	20%	254
MARION E FETHER MEDICAL CENTER, THE		237	17	7%	254
JACKSON MEMORIAL PERDUE MEDICAL CENTER		245	9	4%	254
CITY MEDICAL OF NEW JERSEY, PC		232	22	9%	254
PROHEALTH MEDICAL CLINIC		60	193	76%	253
BIOCERNA LLC	8	188	57	23%	253
AVELLINO LAB USA, INC	1	245	7	3%	253
HAINES CITY REHABILITATION AND NURSING CENTER		250	1	0%	251
VETERANS AFFAIRS MEDICAL CENTER - LAKE CITY		52	198	79%	250
ARCPOINTS LABS		229	21	8%	250
QUALITOX LABORATORIES		105	145	58%	250
SPRINGTREE REHAB & HEALTH CARE CENTER		246	4	2%	250
TIDE LABORATORIES		211	38	15%	249
MARTIN MEMORIAL MEDICAL CENTER LAB		128	118	48%	246
PARAMOUNT URGENT CARE - CLERMONT		153	93	38%	246
SHELL POINT VILLAGE MEDICAL CENTER		246			246
KEY WEST HEALTH AND REHAB	1	240	4	2%	245
GROWING TOGETHER PEDIATRICS LLC		228	17	7%	245
APP-UNIPATH, LLC	1	234	9	4%	244
ASCEND CLINICAL	2	232	10	4%	244
ROSEWOOD HEALTHCARE & REHABILITATION CENTER		239	4	2%	243
Southern Oaks Care Center	1	238	3	1%	242
RICARDO NAVARRO DO PA		225	17	7%	242
ST CLOUD REGIONAL MEDICAL CENTER CLINICAL LAB		197	44	18%	241
ARCPOINT LABS OF CORAL SPRINGS FL		217	23	10%	240
PALMS OF SEBRING		225	13	5%	238
GOOD SAMARITAN		236	1	0%	237
PALM GARDEN OF GAINESVILLE	2	231	2	1%	235
SOLARIS HEALTHCARE PARKWAY	1	232	2	1%	235
ADVENT HEALTH CENTRA CARE - UNIVERSITY	1	94	139	59%	234
ADVENTHEALTH EXPRESS CARE		125	108	46%	233
SHORE ACRES CARE CENTER		226	7	3%	233
24 HOUR PEDIATIC CARE CENTER	1	214	16	7%	231
OCEAN VIEW NURSING AND REHAB CENTER		221	10	4%	231
Marshall Health and Rehabilitation Center		229	2	1%	231



# COVID-19: testing by laboratory

Data through Dec 12, 2020 verified as of Dec 13, 2020 at 09:25 AM

Data in this report are provisional and subject to change.

The numbers in the table below represent the number of Florida and non-Florida residents for whom test results were received by the Department of Health. A person can be tested by more than one laboratory and can have both positive and negative results. **Therefore, the sum of the numbers in each column will be larger than the total number of people tested.**

Reporting lab	Inconclusive	Negative	Positive	Percent positive	Total
URGENT CARE OF THE PALM BEACHES		2	228	99%	230
DIAMOND RIDGE HEALTH AND REHABILITATION CENTER		222	8	3%	230
FLORIDA GULF COAST UNIVERSITY		85	145	63%	230
ADVENT HEALTH CENTRA CARE - ALTAMONTE SPRINGS		136	93	41%	229
MALABAR/ADVENT CENTRA CARE		43	186	81%	229
CONSULATE HEALTH CARE OF SAFETY HARBOR		225	4	2%	229
BAPTIST PRIMARY CARE	2	183	44	19%	229
OAK HAMMOCK AT THE UNIVERSITY OF FLORIDA		222	6	3%	228
renaissance health and rehabilitation center		226	2	1%	228
ST JUDE CHILDREN'S RESEARCH HOSPITAL		216	12	5%	228
REGENTS PARK AT AVENTURA		221	5	2%	226
ROSEWOOD HEALTH AND REHABILITATION CENTER		220	5	2%	225
LEHIGH VALLEY GENOMICS			224	100%	224
Vi at Lakeside Village Skilled Nursing		223			223
Williston Care Center		223			223
BROWARD NURSING & REHABILITATION CTR	8	213	1	0%	222
MAYFLOWER ASSISTED LIVING		221	1	0%	222
LAKE EUSTIS HEALTH AND REHABILITATION CENTER		222			222
VITAS LUTHERAN TOWERS INPATIENT PROGRAM		218	2	1%	220
LYNN HAVEN SPORTS COMPLEX-WALKON CLINIC		18	201	92%	219
FLORIDA DEPARTMENT OF HEALTH IN POLK COUNTY		179	39	18%	218
PROJECT HEALTH, INC SUMTERVILLE		194	24	11%	218
HOMESTEAD MANOR		211	6	3%	217
THE MANOR AT CARPENTERS		185	32	15%	217
JACKSONVILLE BEACH PEDIATRIC CARE CENTER		196	21	10%	217
SPRING HILL HEALTH AND REHABILITATION CENTER		203	12	6%	215
FAIRWAY OAKS CENTER LLC	5	206	4	2%	215
TAMARAC REHABILITATION & HEALTH CENTER		215			215
GANDY CROSSING CARE CENTER		204	11	5%	215
BAY VILLAGE OF SARASOTA INC		213	1	0%	214
LAKE PORT SQUARE		200	14	7%	214
MEMPHIS PATHOLOGY LABORATORY	2	196	16	7%	214
BOND AND STEELE CLINIC PA		94	119	56%	213
MIDWAY SPECIATLY CARE CENTER		122	91	43%	213
ADVENT HEALTH CENTRA CARE - ORMOND BEACH		68	144	68%	212
POCONO MEDICAL CENTER		212			212
BENTON PEDIATRICS INC		194	18	8%	212
LAKELAND REGIONAL HEALTH - PWC/OB		35	176	83%	211
SUNRISE DIAGNOSTIC LABORATORY		158	53	25%	211
Timberridge Center for Rehabilitation and Healing		188	23	11%	211
BLOCK, NATION, CHASE, AND SMOLEN FAMILY MEDICINE		157	53	25%	210
GOLDEN GATE FAMILY CLINIC		63	147	70%	210
CHIPOLA HEALTH AND REHAB		199	11	5%	210
MANDARIN PEDIATRICS		199	11	5%	210
MAIN STREET MEDICAL CENTER		9	201	96%	210
HARDEE MANOR HEALTH CARE CENTER	1	207	2	1%	210
PARKS HEALTHCARE & REHABILITATION CTR	4	205	1	0%	210

# COVID-19: testing by laboratory

Data through Dec 12, 2020 verified as of Dec 13, 2020 at 09:25 AM

Data in this report are provisional and subject to change.

The numbers in the table below represent the number of Florida and non-Florida residents for whom test results were received by the Department of Health. A person can be tested by more than one laboratory and can have both positive and negative results. **Therefore, the sum of the numbers in each column will be larger than the total number of people tested.**

Reporting lab	Inconclusive	Negative	Positive	Percent positive	Total
MANOR CARE NURSING CENTER OF SARASOTA FL LLC		204	5	2%	209
BUREAU OF CLINICAL LABORATORIES		172	36	17%	208
THE PALACE MANAGEMENT - THE PALACE AT CORAL GABLES		208			208
KISSIMMEE FACILITY OPERATIONS LLC		201	7	3%	208
THE PALACE AT HOMESTEAD		206	2	1%	208
PEDIATRICS OF CENTRAL FLORIDA PA	6	187	14	7%	207
Bay Breeze Senior Living and Rehabilitation Center		176	31	15%	207
VILLAGE DOCTORS FAMILY MEDICAL CENTER OF		170	35	17%	205
CLARIDGE HOUSE NURSING CENTER		196	9	4%	205
HERON POINTE HEALTH AND REHABILITATION	1	204			205
Cypress Cove Care Center		152	52	25%	204
KETAMINE HEALTH CENTERS LLC		186	18	9%	204
LUTHERAN HAVEN		200	3	1%	203
ROSEN MEDICAL CENTER		183	20	10%	203
PRO CLINIC		159	44	22%	203
EAST LAKE PEDIATRICS		157	46	23%	203
CONSULATE HEALTH CARE OF WINTER HAVEN		203			203
COMMUNITY HEALTH CENTERS OF PINELLAS, INC.		3	200	99%	203
MEDRITE MEDICAL CARE, PC	90	98	14	7%	202
POLK COUNTY HEALTH DEPARTMENT		178	24	12%	202
PROTEUS MOLECULAR AND CLINICAL LAB	1	144	56	28%	201
LabCorp (Non-Interfaced)	1	105	95	47%	201
Governors Creek Health and Rehabilitation	1	198	2	1%	201
GATEWAY/ADVENT CENTRA CARE		13	188	94%	201
VAMC WEST PALM LAB		5	196	98%	201
FL HUD DESTIN, LLC D/B/A GRAND BOULEVARD HEALTH		184	16	8%	200
HOMESTEAD VILLAGE		198	2	1%	200
Taylor Care Center		197	2	1%	199
HEALTH FIRST - HOLMES REGIONAL MEDICAL CENTER		32	167	84%	199
PruittHealth Santa Rosa		195	4	2%	199
PALM GARDEN OF JACKSONVILLE	2	191	6	3%	199
PREMIER PLACE AT THE GLENVIEW		193	6	3%	199
PATHGROUP LABS LLC		94	104	53%	198
FULGENT GENETICS	2	161	35	18%	198
NORTH FLORIDA PEDIATRICS PA		178	20	10%	198
LIFE CARE PONTE VEDRA INC		195	2	1%	197
ORANGE COUNTY HEALTH DEPT		189	8	4%	197
NORTHEAST FLORIDA NEUROLOGY CLINICS, INC		173	24	12%	197
PALM HARBOR PHARMACY		166	31	16%	197
FAST TRACK URGENT CARE CENTER - CARROLLWOOD		1	194	99%	195
TUSKAWILLA NURSING AND REHAB CENTER	2	188	4	2%	194
TGH		1	193	99%	194
GRAND COURT TAMPA		192	1	1%	193
SUWANNEE HEALTH AND REHABILITATION CENTER		190	2	1%	192
BREVARD HEALTH ALLIANCE		62	130	68%	192
XYZ LABORATORY	2	172	17	9%	191
FLORIDA CLINICAL LABORATORY-BIOREFERENCE LABORATORIES		63	128	67%	191



# COVID-19: testing by laboratory

Data through Dec 12, 2020 verified as of Dec 13, 2020 at 09:25 AM

Data in this report are provisional and subject to change.

The numbers in the table below represent the number of Florida and non-Florida residents for whom test results were received by the Department of Health. A person can be tested by more than one laboratory and can have both positive and negative results. **Therefore, the sum of the numbers in each column will be larger than the total number of people tested.**

Reporting lab	Inconclusive	Negative	Positive	Percent positive	Total
TIERRA PINES CENTER		183	7	4%	190
Boynton Beach Rehabilitation Center	1	186	1	1%	188
Consulate Health Care of North Fort Myers		182	6	3%	188
ASAP LAB LLC		95	93	49%	188
ST JAMES HEALTH AND REHABILITATION CENTER		183	4	2%	187
ROLLINS COLLEGE WELLNESS CENTER		49	138	74%	187
HEALTH LINK DIAGNOSTIC LABORATORIES		182	5	3%	187
PLANTATION NURSING & REHAB CENTER		186			186
Solaris HealthCare Windermere		181	5	3%	186
CONSULATE HEALTH CARE OF BAYONET POINT	3	178	4	2%	185
MANOR OAKS NURSING & REHAB CENTER		184	1	1%	185
MIAMI JEWISH HEALTH SYSTEMS, INC	1	176	7	4%	184
MANORCARE HEALTH SERVICES - VENICE		146	38	21%	184
ST. JAMES BAY HEALTH AND REHABILITATION CENTER		183	1	1%	184
NEO GENOMICS - FORT MYERS	1	178	4	2%	183
ABBOTT LABORATORIES		142	41	22%	183
MINUTECLINIC LLC # 3579		162	20	11%	182
PCB CLINIC		136	45	25%	181
HOPE HOSPICE AND COMMUNITY SERVICES INC	4	174	3	2%	181
CENTRA CARE – AZALEA PARK		98	82	46%	180
FAMILY HEALTH CENTERS OF SWF LABS	1	155	24	13%	180
PALM GARDEN OF AVENTURA		179	1	1%	180
W FRANK WELLS NURSING HOME		159	20	11%	179
Glades West Rehabilitation and Nursing Center		178	1	1%	179
BROOKDALE FORT MYERS CYPRESS LAKE		177	1	1%	178
USA HEALTH UNIVERSITY HOSPITAL CLINICAL LABORATORY	1	174	2	1%	177
ELLENTON PEDIATRICS		162	15	8%	177
SABAL PALMS HEALTH AND REHAB		139	38	21%	177
HEALTHY STEPS PEDIATRICS		158	19	11%	177
HEATHER HILL HEALTHCARE CENTER		166	11	6%	177
SIGNATURE HEALTHCARE OF NORTH FLORIDA		175	2	1%	177
CARRINGTON PLACE OF ST PETE LLC		175	1	1%	176
MINUTECLINIC LLC #3662		161	15	9%	176
RULEME CENTER	1	171	3	2%	175
PALM GARDEN OF TAMPA		173	2	1%	175
HARDEE COUNTY HEALTH DEPARTMENT		138	37	21%	175
DOCTORS MEMORIAL FAMILY MEDICINE	2	118	55	31%	175
Consulate Health Care of St. Petersburg		174			174
MINUTECLINIC LLC # 0514		160	13	8%	173
INTELEX LABS, LLC		171	2	1%	173
ADVENT HEALTH CENTRA CARE - DAYTONA BEACH		89	84	49%	173
MEDIPATH		4	168	98%	172
VITAS HEALTHCARE CORP OF CENTRAL FL		171	1	1%	172
CYPRESS VILLAGE		168	4	2%	172
Destin Healthcare and Rehabilitation Center		169	3	2%	172
SOLARIS HEALTHCARE MERRITT ISLAND		158	14	8%	172
BAPTIST HEALTH PRIMARY CARE	1	134	36	21%	171

# COVID-19: testing by laboratory

Data through Dec 12, 2020 verified as of Dec 13, 2020 at 09:25 AM

Data in this report are provisional and subject to change.

The numbers in the table below represent the number of Florida and non-Florida residents for whom test results were received by the Department of Health. A person can be tested by more than one laboratory and can have both positive and negative results. **Therefore, the sum of the numbers in each column will be larger than the total number of people tested.**

Reporting lab	Inconclusive	Negative	Positive	Percent positive	Total
ADVENT HEALTH CENTRA CARE - WESLEY CHAPEL		4	167	98%	171
NIGHT LITE PEDIATRICS WINTER GARDEN		144	27	16%	171
UNIVERSITY OF TAMPA STUDENT HEALTH AND SHC CLINICAL LABORATORY		41	130	76%	171
PruittHealth Panama City		167	4	2%	171
BAY TREE CARE AND REHABILITATION CENTER		163	7	4%	170
READY RESPONDERS FLORIDA, PLLC		147	23	14%	170
MICHAEL A MIDDLETON MD PA□		163	6	4%	169
SIGNATURE HEALTHCARE AT THE COURTYARD		127	41	24%	168
ADVENT HEALTH CENTRA CARE - COLONIAL TOWN		121	47	28%	168
PANAMA CITY DEVELOPMENTAL CENTER□		168			168
MINUTECLINIC LLC #5214		154	14	8%	168
ARCHER HEALTH VENTURES, LLC		163	4	2%	167
ORCHARD PARK HEALTH & REHABILITATION		167			167
NADAL PEDIATRICS - VICTORIA STREET (3385)		141	26	16%	167
BLUE MED CONSULTANTS		162	5	3%	167
PHYSICIANS PRIMARY CARE LAB		132	33	20%	165
PALM GARDEN OF CLEARWATER		159	5	3%	164
ADVENT HEALTH CENTRA CARE - OVIEDO		63	101	62%	164
FORT PIERCE HEALTH CARE		163			163
BRADENTON HEALTH CARE		163			163
NSPIRE HEALTHCARE LAUDERHILL		160	3	2%	163
ST. CLOUD REGIONAL MEDICAL CENTER		155	8	5%	163
BROOKSVILLE HEALTHCARE CENTER LLC□		161	1	1%	162
URGENT CARE OF THE PALM BEACHES, NORTH PALM BEACH			162	100%	162
WOMEN'S CARE FLORIDA LABORATORY		157	5	3%	162
TRI COUNTY NURSING HOME		161	1	1%	162
FLORIDA DEPARTMENT OF HEALTH		139	21	13%	160
THE PALACE NURSING AND REHABILITATION CENTER		160			160
KEYSTONE REHAB		160			160
GREENBRIAR REHABILITATION AND NURSING CENTER	1	159			160
BUFFALO CROSSING HEALTHCARE & REHABILITATION CTR		156	4	3%	160
EPN URGENT CARE		43	116	73%	159
WUESTHOFF REF LABORATORY			158	100%	158
STARKE FAMILY MEDICAL CENTER		133	25	16%	158
AZALEA TRACE		151	6	4%	157
HOSPITAL FOR SPECIAL SURGERY		155	1	1%	156
MINUTE CLINIC LLC		131	25	16%	156
Chatsworth at PGA National, LLC		154	2	1%	156
The Inn at Sarasota Bay Club		153	2	1%	155
COCOA BEACH/ADVENT CENTRA		41	114	74%	155
PRUITT HEALTH		153	2	1%	155
TIMBERRIDGE NURSING HOME & REHAB		123	32	21%	155
TALLAHASSEE NHHI LLC		153	1	1%	154
MINUTECLINIC LLC #7887		139	15	10%	154
ELMHURST HOSPITAL CENTER	1	147	5	3%	153
GOOD SAMARITAN SOCIETY-DAYTONA		152	1	1%	153
PALMETTTO FACILITY INC	1	152			153

# COVID-19: testing by laboratory

Data through Dec 12, 2020 verified as of Dec 13, 2020 at 09:25 AM

Data in this report are provisional and subject to change.

The numbers in the table below represent the number of Florida and non-Florida residents for whom test results were received by the Department of Health. A person can be tested by more than one laboratory and can have both positive and negative results. **Therefore, the sum of the numbers in each column will be larger than the total number of people tested.**

Reporting lab	Inconclusive	Negative	Positive	Percent positive	Total
VETERANS AFFAIRS MEDICAL CENTER - MIAMI			152	100%	152
DAVID SCOTT MADWAR MD PA□		140	12	8%	152
MANOR CARE OF NAPLES FL LLC		151	1	1%	152
CONSULATE HEALTH CARE OF MELBOURNE		151			151
PALM GARDEN OF WEST PALM BEACH□		138	13	9%	151
BAYVIEW CENTER		149	1	1%	150
BEAR CREEK NURSING CENTER		149	1	1%	150
DIAMOND RIDGE		147	3	2%	150
ARCPPOINT LABS OF ST PETERSBURG		114	35	23%	149
MINUTECLINIC LLC #1771		137	12	8%	149
DIAMOND RIDGE HEALTH AND REHABILITATION		139	10	7%	149
PALM GARDEN OF WINTER HAVEN		135	14	9%	149
FAWCETT MEMORIAL HOSPITAL-LAB		39	110	74%	149
PERSONALIZED GENETIC TESTING		62	87	58%	149
PRECISION HEALTH RESOURCES, LLC	1	133	15	10%	149
CITRUS HEALTH AND REHAB		128	19	13%	147
CAPE CANAVERAL HOSPITAL		28	119	81%	147
Life Care Center of Punta Gorda	1	142	4	3%	147
COMMUNITY HEALTH AND REHABILITATION CENTER		137	10	7%	147
SILVERCREST HEALTH AND REHABILITATION CENTER	3	138	5	3%	146
CARENOW	2	86	58	40%	146
Bayside Care Center	1	140	5	3%	146
ADVENT HEALTH CENTRA CARE - ST. CLOUD		131	15	10%	146
AVENTURA REHAB AND NURSING CENTER		145			145
ADVENT HEALTH CENTRA CARE - CARROLLWOOD		2	143	99%	145
MINUTECLINIC LLC #1055		117	27	19%	144
OCALA FAMILY MEDICAL CENTER INC	1	115	27	19%	143
DELTONA HEALTH CARE		124	19	13%	143
PEDIATRIC HEALTH CARE ALLIANCE, PA		130	13	9%	143
Nspire Health Care Kendall		137	6	4%	143
BAYA POINTE NURSING AND REHABILITATION		61	82	57%	143
FLAGLER COUNTY HEALTH DEPARTMENT		125	16	11%	141
EDGEWOOD NURSING CENTER		139	2	1%	141
ENGLEWOOD HEALTHCARE AND REHABILITATION CENTER		141			141
EDGEWATER AT WATERMAN VILLAGE,THE		139	1	1%	140
LOOP PEDIATRICS PA		125	15	11%	140
TERRACES OF LAKE WORTH CARE CENTER□		140			140
ORLANDO HEALTH EMERGENCY DEPARTMENT		131	9	6%	140
EAST LAKE PEDIATRICS PA		130	9	6%	139
PADDOCK RIDGE		138	1	1%	139
MINUTECLINIC LLC # 3686		124	14	10%	138
MINUTECLINIC, LLC (CLINIC 10699)		121	17	12%	138
AMERICAN PATHOLOGY PARTNERS		136	2	1%	138
MINUTECLINIC LLC #3671		121	16	12%	137
PPC-LAB EDI ORCHARD BI		129	8	6%	137
AFC URGENT CARE TYRONE		2	135	99%	137
SARNO EXTENDED HOURS		95	42	31%	137

# COVID-19: testing by laboratory

Data through Dec 12, 2020 verified as of Dec 13, 2020 at 09:25 AM

Data in this report are provisional and subject to change.

The numbers in the table below represent the number of Florida and non-Florida residents for whom test results were received by the Department of Health. A person can be tested by more than one laboratory and can have both positive and negative results. **Therefore, the sum of the numbers in each column will be larger than the total number of people tested.**

Reporting lab	Inconclusive	Negative	Positive	Percent positive	Total
MINUTECLINIC LLC #7173		128	9	7%	137
J AND G MEDICAL GROUP LLC		118	19	14%	137
MANOR AT BLUEWATER BAY		131	6	4%	137
BAYFRONT HEALTH MEDICAL GROUP		106	31	23%	137
FLORIDA DEPARTMENT OF HEALTH CLAY COUNTY		90	47	34%	137
ASTON GARDENS AT PELICAN MARSH		134	2	1%	136
VENICE REGIONAL BAYFRONT HEALTH (PULMONARY)		126	10	7%	136
Rehabilitation Center for Park Place LLC		134	2	1%	136
CARENOW URGENT CARE – FORT PIERCE		111	25	18%	136
Consulate Healthcare of West Palm Beach		129	7	5%	136
VRL EUROFINs		134	2	1%	136
Heritage Healthcare at Tallahassee		135	1	1%	136
LAB CORP	1	86	48	36%	135
PORT ST LUCIE REHABILITATION AND HEALTHCARE		98	37	27%	135
IRL MARKET LAB ALACHUA		104	31	23%	135
PALM BEACH COUNTY HEALTH DEPT LAB	1	131	2	1%	134
Parkview Rehabilitation Center at Winter Park		131	3	2%	134
AFC URGENT CARE CLEARWATER		81	53	40%	134
MINUTECLINIC LLC #1821		127	7	5%	134
AMERICAN FINNISH NURSING HOME	1	130	2	2%	133
PALM BAY HOSPITAL		3	130	98%	133
UNITED CLINICAL LABORATORIES		124	9	7%	133
OAKBROOK HEALTH AND REHABILITATION CENTER	1	132			133
DXTERITY DIAGNOSTICS	1	129	3	2%	133
LABORATORY OF FLORIDA		83	50	38%	133
ARBOR FACILITY INC		133			133
ADVENT HEALTH CENTRA CARE - DELAND		28	105	79%	133
CORAL REEF NURSING & REHAB CENTER		132			132
FORT WALTON REHABILITATION CENTER		95	37	28%	132
THE REHABILITATION CENTER OF LAKE CITY		127	5	4%	132
CAYUGA MEDICAL CENTER AT ITHACA		129	3	2%	132
ALLSOUTH URGENT CARE			131	100%	131
ROSECASTLE OF ZEPHRHILLS		129	2	2%	131
SERANADES BY SONATA WEST ORANGE		115	16	12%	131
INTEGRATED REGIONAL LABORATORIES		119	12	9%	131
LONGWOOD HEALTH AND REHABILITATION CENTER		125	6	5%	131
NORTH PINELLAS STATMED QUICK QUALITY CLINICS		55	76	58%	131
AFC URGENT CARE FAMILY CARE			129	100%	129
BMHSI-AEL MICROBIOLOGY LABORATORY	2	102	25	19%	129
ADVENTHEALTH MEDICAL GROUP PROMPT CARE		106	23	18%	129
SILVER CREEK SENIOR LIVING COMMUNITY		129			129
GENE BY GENE		61	68	53%	129
CENTRACARE		17	112	87%	129
HUNT CLUB PEDIATRIC ASSOCIATES, P.A.		107	21	16%	128
ADVENT HEALTH - ORLANDO		110	18	14%	128
ALL SEASONS NAPLES LLC		127			127
REFUAH HEALTH CENTER LABORATORY		124	3	2%	127

# COVID-19: testing by laboratory

Data through Dec 12, 2020 verified as of Dec 13, 2020 at 09:25 AM

Data in this report are provisional and subject to change.

The numbers in the table below represent the number of Florida and non-Florida residents for whom test results were received by the Department of Health. A person can be tested by more than one laboratory and can have both positive and negative results. **Therefore, the sum of the numbers in each column will be larger than the total number of people tested.**

Reporting lab	Inconclusive	Negative	Positive	Percent positive	Total
MILLENNIUM LAB SERVICES			127	100%	127
TRENTON MEDICAL CENTER INC DBA PALMS MEDICAL GROUP	2	105	20	16%	127
GOOD SAMARITAN SOCIETY OF DELAND		123	3	2%	126
SEA BREEZE REHAB AND NURSING CENTER□		124	2	2%	126
PIONEER CLINICAL LAB, LLC		104	22	17%	126
ADVENT HEALTH CENTRA CARE - LONGWOOD		22	103	82%	125
CANTERFIELD OF OCALA, LLC		123	2	2%	125
REHABILITATION CENTER OF LAKE CITY, TH		120	5	4%	125
AFC URGENT CARE SEMINOLE			125	100%	125
UCC - WELLINGTON			124	100%	124
ST CATHERINE'S WEST REHABILITATION HOSPITAL		123	1	1%	124
MATHISON RETIREMENT COMMUNITY, INC		123	1	1%	124
LONGWOOD FAMILY PRACTICE		102	22	18%	124
THE CLUB AND REHABILITATION CENTER		123	1	1%	124
MACTOWN, INC		124			124
COLOR GENOMICS, INC.	1	121	2	2%	124
GENETWORKX		17	107	86%	124
Emory L Bennett State Veterans Nursing Home		122	2	2%	124
MINUTECLINIC LLC #476		106	17	14%	123
LIFE CARE CENTER OF ALTAMONTE SPRINGS		102	21	17%	123
AMERICAN RESEARCH LABS		7	116	94%	123
NCRNC INC		121	2	2%	123
FIRST CHOICE PEDIATRICS		85	36	30%	121
GRAVITY DIAGNOSTICS, LLC		35	86	71%	121
SABAL DIRECT PRIMARY CARE, PA		104	17	14%	121
REGENCY CARE OF BLOUNTSTOWN LLC		116	5	4%	121
PARKVIEW HEALTH		121			121
TRI-COUNTY NURSING HOME		114	6	5%	120
TARPON POINT NURSING AND REHABILITATION CENTER		120			120
GESSLER CLINIC PA		98	22	18%	120
FHMG-FLORIDA HOSPITAL MEDICAL GROUP		101	19	16%	120
ADVANCED MEDICAL CENTER		86	34	28%	120
FLORIDA KEYS PEDIATRICS & ADOLESCENT CENTER		115	4	3%	119
TRINITY REGIONAL REHAB CENTER		117	2	2%	119
MEDICAL CENTER CLINIC-IMMEDIATE CARE	1	98	20	17%	119
Solaris Healthcare Daytona	1	118			119
BAYSIDE HEALTH AND REHABILITATION CENTER		119			119
LITTLE PINE PEDIATRICS		86	32	27%	118
Sunset Point Center		117	1	1%	118
SERENADES IN THE VILLAGES		105	13	11%	118
PARAMOUNT URGENT CARE INC		62	56	47%	118
SAINTS 120 LLC	1	100	17	14%	118
BOSTON RED SOX CLUB LP		117	1	1%	118
MATHISON RETIREMENT COMMUNITY		114	4	3%	118
PEDIATRICS IN BREVARD PA		111	7	6%	118
POINT WASHINGTON MEDICAL CLINIC		1	116	99%	117
NEIGHBORHOOD MEDICAL CENTER		112	5	4%	117



# COVID-19: testing by laboratory

Data through Dec 12, 2020 verified as of Dec 13, 2020 at 09:25 AM

Data in this report are provisional and subject to change.

The numbers in the table below represent the number of Florida and non-Florida residents for whom test results were received by the Department of Health. A person can be tested by more than one laboratory and can have both positive and negative results. **Therefore, the sum of the numbers in each column will be larger than the total number of people tested.**

Reporting lab	Inconclusive	Negative	Positive	Percent positive	Total
LPG COCONUT POINT		98	17	15%	115
Whispering Oaks	5	103	6	5%	114
CHARTER SENIOR LIVING OF PANAMA CITY BEACH		99	15	13%	114
ARTHREX MEDICAL CENTER		45	69	61%	114
MINUTECLINIC LLC #3635		107	6	5%	113
HALIFAX MEDICAL CENTER-PORT ORANGE LAB		95	18	16%	113
BOCA GRANDE HEALTH CLINIC		110	3	3%	113
JACKSON PLAZA NURSING & REHAB CENTER		112	1	1%	113
SUWANNEE VALLEY NURSING CENTER		111	2	2%	113
PROVIDENCE HOSPITAL LABORATORY		107	5	4%	112
PROVISTA DIAGNOSTICS, INC		111	1	1%	112
FLORIDA HEALTH CARE PLAN INC		2	110	98%	112
COQUINA CENTER		111	1	1%	112
ALLIED HEALTH FORT PIERCE		112			112
ACCURATE DIAGNOSTIC LABS, INC		109	3	3%	112
NORTH FLORIDA PEDIATRICS - MARIANNA		83	29	26%	112
COASTAL HEALTH AND REHAB		110	2	2%	112
LabCorp L#09258090 M#09258105		71	41	37%	112
SEMINOLE NURSING PAVILION		104	7	6%	111
PAVILION FOR HEALTHCARE, THE		111			111
AMBULATORY SURGERY CENTER OF BOCA RATON LTD		109	1	1%	110
NATIONS BEST FAMILY HEALTH CARE		60	50	45%	110
CENTRA CARE - HUNTER'S CREEK		52	58	53%	110
HIALEAH SHORES NURSING AND REHAB CENTER		103	7	6%	110
RIVERS FAMILY MEDICINE PA		95	15	14%	110
BAYFRONT HEALTH ER PINELLAS PARK	1	71	37	34%	109
HILLSBOROUGH COUNTY DEVELOPMENTAL CTR	1	108			109
ADVENT HEALTH CENTRA CARE		8	101	93%	109
NORTH FL SOUTH GA HCS-MALCOM RANDALL VAMC			109	100%	109
DIGNITY HEALING, LLC		106	3	3%	109
MOBILE INFIRMARY MED CENTER PATH LAB		98	11	10%	109
GRAVITY DIAGNOSTICS		42	66	61%	108
MEYER PEDIATRICS		96	12	11%	108
ISLAND HEALTH AND REHABILITATION CENTER		108			108
ADVENT HEALTH CENTRA CARE - AZALEA PARK		91	17	16%	108
HOLMES REG MED CENTER CLINICAL LAB		89	18	17%	107
TUSCAN GARDENS OF VENETIA MANAGEMENT COMPANY		106	1	1%	107
SUN COUNTRY PEDIATRICS PLLC	6	94	7	7%	107
PALM GARDEN OF ORLANDO		103	4	4%	107
MEADOWCREST FAMILY PHYSICIANS		78	29	27%	107
DOCTOR'S IN HOUSE LABORATORY		13	94	88%	107
HEART OF FLORIDA REGIONAL MED CTR		35	71	67%	106
MINUTECLINIC LLC #4987		92	14	13%	106
GRAND OAKS HEALTH & REHABILITATION		106			106
QUICK CARE MED		80	26	25%	106
EVANS HEALTH CARE		104	2	2%	106
Gulf Coast Healthcare (Longwood Health and Rehab		106			106



# COVID-19: testing by laboratory

Data through Dec 12, 2020 verified as of Dec 13, 2020 at 09:25 AM

Data in this report are provisional and subject to change.

The numbers in the table below represent the number of Florida and non-Florida residents for whom test results were received by the Department of Health. A person can be tested by more than one laboratory and can have both positive and negative results. **Therefore, the sum of the numbers in each column will be larger than the total number of people tested.**

Reporting lab	Inconclusive	Negative	Positive	Percent positive	Total
MINUTECLINIC DIAGNOSTIC OF RHODE ISLAND, LLC #729		102	4	4%	106
SHOAL CREEK REHABILITATION CENTER		71	35	33%	106
GLADES HEALTH CARE CENTER		104	1	1%	105
LAKESIDE NEUROLOGIC		101	4	4%	105
PRIMECARE OF DOTHAN		71	34	32%	105
AFC URGENT CARE		44	61	58%	105
ADVENT HEALTH CENTRA CARE - WINTER HAVEN		30	75	71%	105
ADVENT HEALTH CENTRA CARE - BRANDON		29	75	72%	104
GOLD CHOICE SENIOR COMMUNITIES		75	29	28%	104
ATLANTIC SHORES NURSING AND REHAB CENTER		103	1	1%	104
BAY VIEW HEALTHCARE		85	19	18%	104
LASER & SURGERY CENTER OF THE PALM BEACHES□		104			104
ADVENT HEALTH CENTRA CARE - SANFORD		28	75	73%	103
Fernandina Beach Rehabilitation and Nursing Center		103			103
ARDEN COURTS OF LARGO FL, LLC		100	3	3%	103
Bayside Health and Rehabilitation		102	1	1%	103
SUNFLOWER SPRINGS ASSISTED LIVING		99	3	3%	102
UNIVERSITY MEDICAL CENTER SUITES		90	12	12%	102
BELVEDERE COMMONS OF FORT WALTON BEACH		91	9	9%	100
Consulate Health Care of Port Charlotte		98	2	2%	100
WOODBRIIDGE FACILITY INC		99	1	1%	100
HENDRY REGIONAL MEDICAL CENTER CLINICAL LABORATORY		82	18	18%	100
WIMAUMA COMMUNITY HEALTH CENTER		80	20	20%	100
NEW YORK CITY DEPARTMENT OF HEALTH & MENTAL		92	8	8%	100
INTERLACHEN PEDIATRICS PA		97	3	3%	100
VILLAGE DOCTORS OF KEYSTONE		82	17	17%	99
ARCADIA HEALTH AND REHABILITATION CENTER		99			99
FLORIDA COMMUNITY HEALTH CENTERS INC			98	100%	98
CENTRAL FLORIDA HEALTH CARE		46	52	53%	98
PLAZA OF HALLANDALE BEACH		98			98
EXOSOME DIAGNOSTICS		93	5	5%	98
WESLEY HAVEN VILLA	1	93	3	3%	97
CHATHAM GLEN HEALTHCARE AND REHABILITATION CENTER		95	2	2%	97
PHYSICIANS REGIONAL CLINIC		82	15	15%	97
DBI HEALTH INC		95	2	2%	97
HEALTH CENTERS AT BRENTWOOD		96	1	1%	97
FELLOWSHIP HOME AT THE FAIRWAY LLC		96			96
SOUTH BALDWIN REGIONAL MEDICAL CENTER		92	4	4%	96
PEDIATRIC ASSOCIATES ORLANDO		82	14	15%	96
BAYSHORE MEMORY CARE□		96			96
SOLARIS HEALTHCARE IMPERIAL		93	3	3%	96
GLOBAL CENTRAL LABS AT PPD	2	87	6	6%	95
OSPREY VILLAGE AT AMELIA ISLAND LTD		92	3	3%	95
CHILDRENS MEDICAL ASSOCIATION		86	9	9%	95
ADVENT HEALTH CENTRA CARE - KISSIMMEE		61	34	36%	95
SOLARIS HEALTHCARE OSCEOLA		92	3	3%	95
ADVENT HEALTH CENTRA CARE - TEMPLE TERRACE		42	53	56%	95

# COVID-19: testing by laboratory

Data through Dec 12, 2020 verified as of Dec 13, 2020 at 09:25 AM

Data in this report are provisional and subject to change.

The numbers in the table below represent the number of Florida and non-Florida residents for whom test results were received by the Department of Health. A person can be tested by more than one laboratory and can have both positive and negative results. **Therefore, the sum of the numbers in each column will be larger than the total number of people tested.**

Reporting lab	Inconclusive	Negative	Positive	Percent positive	Total
THE TERRACE OF KISSIMMEE		80	15	16%	95
VISTA MANOR		92	3	3%	95
DEPARTMENT OF HEALTH & HUMAN SERVICES		94			94
EVENT MED SERVICES LABORATORY		94			94
DIAGNOSTIC SOLUTIONS		3	91	97%	94
TUSCAN GARDENS OF PALM COAST		93	1	1%	94
GRANDE, THE	2	88	4	4%	94
HEARTLAND PEDIATRICS OF LAKE WALES		86	7	8%	93
FHMG FLORIDA HOSPITAL MEDICAL GROUP		78	15	16%	93
DOCTORS MEMORIAL HOSPITAL		32	60	65%	92
MONTEFIORE MEDICAL CENTER LABORATORIES - MOSES		85	7	8%	92
DEVANSH LAB WERKS INC		77	15	16%	92
JACKSONVILLE KIDS PEDIATRICS, PLLC		78	14	15%	92
UNIVERSITY OF MIAMI		1	91	99%	92
INN AT ASTON GARDENS, THE		90	1	1%	91
AVECINA MOBILE		83	8	9%	91
SEMINOLE COUNTY HEALTH DEPARTMENT		73	18	20%	91
FLORIDA HEALTH CARE PLANS			91	100%	91
Solaris Healthcare Lake Bennet		81	10	11%	91
OCEAN REEF MEDICAL CENTER		74	17	19%	91
AYERS HEALTH & REHABILITATION CENTER		90			90
FIRST CHOICE PRIMARY CARE		68	22	24%	90
YOUR FAMILY WALK-IN CLINIC			90	100%	90
GEORGIA DEPARTMENT OF PUBLIC HEALTH		1	89	99%	90
FINLAY CLINICAL LABORATORY		28	62	69%	90
CRUCIAL CARE EMERGENCY MEDICINE DOCTORS		75	15	17%	90
LIFE CARE CENTER OF WINTER HAVEN		77	12	13%	89
ADVENT HEALTH CENTRA CARE - WATERMAN		78	11	12%	89
FIRST CHOICE PEDIATRICS SEMORAN		72	17	19%	89
HOLY CROSS HOSPITAL		12	77	87%	89
WESTCHESTER MEDICAL CENTER		87	2	2%	89
JEFFERY WEINZWEIG		2	87	98%	89
CATALYST WALK IN CLINIC		69	20	22%	89
AVERO DIAGNOSTICS		64	24	27%	88
AMELIA MEDICAL CARE		13	75	85%	88
GOVERNOR’S CREEK HEALTH & REHABILITATION		87	1	1%	88
PALMS MEDICAL GROUP HIGH SPRINGS		80	8	9%	88
ADVENT HEALTH CENTRA CARE - CITRUS PARK		8	80	91%	88
TRADITION MEDICAL CENTER LABORATORY		48	39	45%	87
MV MEDICAL PRACTICE DBA PRIMARY URGENT CARE		84	3	3%	87
WHITE PLAINS HOSPITAL CENTER LAB		87			87
ADVENT HEALTH CENTRA CARE - ORANGE CITY		14	73	84%	87
TIFFANY HALL NURSING AND REHAB CENTER		87			87
FINLAY CLINICAL LABORATORY INC		28	59	68%	87
ABBIEJEAN RUSSELL CARE CENTER		87			87
BRANDON HEALTH AND REHABILITATION CENTER	1	85	1	1%	87
PACIFIC ANALYTICS			87	100%	87

# COVID-19: testing by laboratory

Data through Dec 12, 2020 verified as of Dec 13, 2020 at 09:25 AM

Data in this report are provisional and subject to change.

The numbers in the table below represent the number of Florida and non-Florida residents for whom test results were received by the Department of Health. A person can be tested by more than one laboratory and can have both positive and negative results. **Therefore, the sum of the numbers in each column will be larger than the total number of people tested.**

Reporting lab	Inconclusive	Negative	Positive	Percent positive	Total
PEDIATRICS OF GREATER ORLANDO		77	10	11%	87
ASSOCIATESMD MEDICAL GROUP INC		71	15	17%	86
Solaris Healthcare Coconut Creek		84	2	2%	86
SOLARIS HEALTHCARE LAKE CITY		52	34	40%	86
24/7 PEDIATRIC CARE CENTERS INC		83	3	3%	86
FG RAPID RESULTS	1	50	35	41%	86
VILLAGE PLACE NH LLC		65	21	24%	86
SMILEY MEDICAL GROUP		59	27	31%	86
ANCIENT CITY PEDIATRICS		84	2	2%	86
DAYSPRING VILLAGE		85	1	1%	86
SUNLAND MARIANNA COX MEDICAL CENTER		75	10	12%	85
WEDGEWOOD HEALTHCARE CENTER		82	3	4%	85
W. FRANK WELLS NURSING HOME		84	1	1%	85
NAVY HOSPITAL			85	100%	85
SURREY PLACE CARE CENTER		80	5	6%	85
KALEIDA HEALTH CENTER FOR LABORATORY		80	5	6%	85
WIREGRASS DIRECT PRIMARY CARE PLLC		74	11	13%	85
CRONOS CLINICAL LABORATORY	2	80	2	2%	84
FREEDOM INN AT TARPON SPRINGS		81	3	4%	84
HURLBURT FIELD CLINIC		39	45	54%	84
EXPRESS URGENT CARE LLC		1	83	99%	84
KEYS MEDICAL GROUP			84	100%	84
FAST TRACK URGENT CARE CENTER - RIVERVIEW			84	100%	84
PINES OF SARASOTA GARDEN		84			84
ARBOR TRAIL		77	6	7%	83
ADVENT HEALTH CENTRA CARE - SOUTH ORANGE		69	14	17%	83
ADVENT HEALTH - PALM HARBOR ER		64	19	23%	83
DISCOVERY VILLAGE AT NAPLES		83			83
DAIRY ROAD URGENT CARE		54	29	35%	83
BOCA RATON REHABILITATION CENTER		79	3	4%	82
FAST TRACK URGENT CARE CENTER - WESTCHASE			82	100%	82
HERON CLUB AT PRESTANCIA		80	2	2%	82
OAKS OF KISSIMMEE HEALTH AND REHABILITATION CENTER		82			82
LAB		29	53	65%	82
THE PAVILION FOR HEALTH CARE		72	10	12%	82
RDV SPORTSPLEX PEDIATRICS		66	16	20%	82
MIRACLE HILL NURSING & REHABILITATION CENTER INC		80	2	2%	82
CSL PLASMA		22	59	73%	81
SPRINGS AT LAKE POINTE WOODS		79	2	2%	81
MIAMI SHORES NURSING & REHAB		81			81
CENTERSTONE OF FLORIDA		78	3	4%	81
SOLARIS SENIOR LIVING VERO BEACH		80	1	1%	81
CLYDE E LASSEN STATE VETERANS NURSING HOME		56	24	30%	80
QUICK CARE MED PL CR		77	3	4%	80
HEALTH CARE DISTRICT OF PALM BEACH COUNTY MAIN OFFICE	1	9	70	88%	80
MIDWAY PRIMARY CARE, LLC		78	2	3%	80
JACKSONVILLE NURSING AND REHAB CENTER		79	1	1%	80

# COVID-19: testing by laboratory

Data through Dec 12, 2020 verified as of Dec 13, 2020 at 09:25 AM

Data in this report are provisional and subject to change.

The numbers in the table below represent the number of Florida and non-Florida residents for whom test results were received by the Department of Health. A person can be tested by more than one laboratory and can have both positive and negative results. **Therefore, the sum of the numbers in each column will be larger than the total number of people tested.**

Reporting lab	Inconclusive	Negative	Positive	Percent positive	Total
ORLANDO HEALTH CENTER FOR REHABILITATION		80			80
PINES OF SARASOTA		79			79
UNIVERSITY HEALTH SYSTEM INC		72	7	9%	79
ADVANCED AMBULATORY SURGERY CENTER		75	4	5%	79
VIERA HOSPITAL			79	100%	79
AMERICA'S PHARMACY LLC		71	8	10%	79
NSPIRE HEALTHCARE TAMARAC		78	1	1%	79
MORSELIFE MEMORY CARE RESIDENCE		77	1	1%	78
Concordia Village of Tampa AL		78			78
ADVENT HEALTH - LAKE NONA		66	12	15%	78
NITE LITE PEDIATRICS - JACKSONVILLE		76	2	3%	78
VETERANS AFFAIRS MEDICAL CENTER - PALO ALTO		28	50	64%	78
SEASIDE HEALTH AND REHABILITATION CENTER		22	56	72%	78
EDGEWATER AT WATERMAN VILLAGE		78			78
TRUE NORTH HEALTH NAVIGATION LLC DBA DISPATCHHEALTH	1	60	16	21%	77
ORANGE CITY NURSING AND REHAB		75	2	3%	77
CAREMOUNT MEDICAL - PATHOLOGY		75	2	3%	77
FAMILY CARE PARTNERS OF NORTHEAST FLORIDA LLC		42	35	45%	77
LAKEVIEW TERRACE RETIREMENT COMMUNITY		75	2	3%	77
WESTWOOD HEALTHCARE SNF		76	1	1%	77
CBS LABS OF TAMPA LLC		3	74	96%	77
CONSULATE HEALTH CARE OF SARASOTA□		77			77
BROWARD HEALTH CORAL SPRINGS EPIDEMIOLOGY DEPT		1	75	99%	76
DYNAMIC MEDICAL USA			76	100%	76
MD 365 MEDICAL CARE		75	1	1%	76
Heritage Park Rehabilitation & Healthcare		75	1	1%	76
ST MARK ASSISTED LIVING CENTER	1	64	11	14%	76
FLOMEDILAB		19	57	75%	76
TREASURE COAST MEDICAL ASSOCIATES		2	74	97%	76
THE COURTYARD ASSISTED LIVING		73	3	4%	76
HAVEN OF OUR LADY OF PEACE INC		75			75
DIAGNOSTIC LABORATORY OF OKLAHOMA		61	14	19%	75
FAST TRACK URGENT CARE CENTER - SOUTH TAMPA			75	100%	75
CORE BIO LABS		42	33	44%	75
THE WELLNESS CENTER AT LAKEWOOD RANCH			75	100%	75
NOAH CLINICAL LABORATORY		63	11	15%	74
SOUTH BALDWIN MEDICAL CENTER GULF SHORES		61	13	18%	74
WINDSOR REFLECTIONS		74			74
TREASURE COAST MEDICAL ASSOCIATES INC		59	14	19%	73
CONSULATE HEALTH CARE - LAKE MARY		72	1	1%	73
SCOTT LAKE HEALTH AND REHABILITATION CENTER		71	2	3%	73
CATHOLIC HEALTH SYSTEM DEPT LABORATORY		72	1	1%	73
COASTAL PHYSICIANS, LLC		55	17	24%	72
VILLAS OF HOLLY BROOK - BRADENTON 14TH		72			72
SARAPATH DIAGNOSTICS			72	100%	72
ASCENSION MEDICAL GROUP		1	70	99%	71
Madison Health and Rehabilitation Center		41	30	42%	71

# COVID-19: testing by laboratory

Data through Dec 12, 2020 verified as of Dec 13, 2020 at 09:25 AM

Data in this report are provisional and subject to change.

The numbers in the table below represent the number of Florida and non-Florida residents for whom test results were received by the Department of Health. A person can be tested by more than one laboratory and can have both positive and negative results. **Therefore, the sum of the numbers in each column will be larger than the total number of people tested.**

Reporting lab	Inconclusive	Negative	Positive	Percent positive	Total
ADVANCED LAB		67	4	6%	71
WOOD LAKE HEALTH AND REHABILITATION CENTER		71			71
CONEY ISLAND HOSPITAL		70	1	1%	71
AMMON LABS		61	10	14%	71
WHITE WILSON MEDICAL IMMEDIATE CARE NICEVILLE			71	100%	71
JOHN KNOX VILLAGE OF FLORIDA ALF	1	70			71
Advent health care center Celebration		68	3	4%	71
MEMORY CARE OF NAPLES		71			71
AMERICAN FAMILY CARE PENSACOLA WEST		1	70	99%	71
MEMORIAL MANOR		70			70
KORGENE LAB		22	48	69%	70
QPS, LLC		69	1	1%	70
PHYSICIANS STAT LAB INC		50	20	29%	70
NORTH FLORIDA PEDIATRICS PA - DUVAL		68	2	3%	70
MAGNOLIA DIAGNOSTIC		1	69	99%	70
SIGNATURE HEALTHCARE OF PORT CHARLOTTE		67	3	4%	70
PLYMOUTH HOME FOR ADULTS, INC.	8	61	1	1%	70
HIGHLANDS MEDICAL CENTER		68	2	3%	70
Highlands Regional Hospital		63	7	10%	70
SUNCOAST COMMUNITY HEALTH CENTERS PEDIATRICS		21	49	70%	70
BORLAND GROOVER CLINIC	1	59	10	14%	70
SIMED LABORATORY		57	12	17%	69
BROWARD HEALTH MEDICAL CENTER		3	66	96%	69
HERITAGE HEALTHCARE AND REHABILITATION CENTER		69			69
PROMEDICA LABORATORIES		21	48	70%	69
BROOKDALE OVIEDO		68	1	1%	69
USF HEALTH MORSANI CENTER		5	64	93%	69
AMEERAH LABS, LLC		53	15	22%	68
DE LUNA HEALTH AND REHABILITATION CENTER		67	1	1%	68
SUNCOAST OPTIMAL WELLNESS		23	45	66%	68
ERIE COUNTY MEDICAL CTR CLINICAL LABS		66	2	3%	68
ARBOR GLEN AT ARBOR TRACE		61	7	10%	68
LABFIRST - DEPARTMENT OF PATHOLOGY		66	1	1%	67
LIFE BRITE		66	1	1%	67
WELLNOW URGENT CARE PC		67			67
SUPERIOR RESIDENCES OF PANAMA CITY BEACH		65	2	3%	67
STONY BROOK UNIVERSITY MEDICAL CENTER		59	8	12%	67
HOBDAIR FAMILY HEALTH LLC		43	24	36%	67
AEL- MEMPHIS		17	50	75%	67
BAY VUE NURSING AND REHABILITATION CENTER		65	1	2%	66
HEALTH FIRST - PALM BAY HOSPITAL		2	64	97%	66
CITRUS MEMORIAL HEALTH SYSTEM LAB		2	64	97%	66
PINELLAS CARE CENTER		47	19	29%	66
ManorCare Health Services-Palm Harbor		66			66
ADVENT HEALTH CENTRA CARE - WINTER GARDEN		13	53	80%	66
PATRIOT MEDICAL LABORATORIES		64	2	3%	66
URGENT CARE EXPRESS LLC			66	100%	66



# COVID-19: testing by laboratory

Data through Dec 12, 2020 verified as of Dec 13, 2020 at 09:25 AM

Data in this report are provisional and subject to change.

The numbers in the table below represent the number of Florida and non-Florida residents for whom test results were received by the Department of Health. A person can be tested by more than one laboratory and can have both positive and negative results. **Therefore, the sum of the numbers in each column will be larger than the total number of people tested.**

Reporting lab	Inconclusive	Negative	Positive	Percent positive	Total
MEDEX MEDICAL EXPRESS OF PALATKA			66	100%	66
BIODESIX, INC.		51	15	23%	66
Courtyards of Orlando Care Center		66			66
STEWART MEDICAL GROUP		30	35	54%	65
DIAGNOSTIC & CLINICAL CARE SERVICES INC DBA		54	11	17%	65
LAKE HOUSE ASSISTED LIVING		53	12	18%	65
FIRST QUALITY LABORATORY		58	7	11%	65
SOUTH GEORGIA MEDICAL CENTER		48	17	26%	65
Oakhurst Center		65			65
OUT OF STATE		40	24	38%	64
BAPTIST PRIMARY CARE INC		53	11	17%	64
LAB PLUS, LLC AT SAINT THOMAS WEST HOSPITAL		50	14	22%	64
WATERMARK LAKE POINTE WOODS LLC		64			64
HAVEN OF OUR LADY OF PEACE		64			64
AMA MEDICAL GROUP LLC		57	7	11%	64
QUEENS HOSPITAL CENTER		62	1	2%	63
DISCOVERY VILLAGE AT MELBOURNE		62	1	2%	63
WADSWORTH HEALTH CENTER		60	3	5%	63
VIERA HEALTH AND REHABILITATION CENTER		62	1	2%	63
EISENHOWER ARMY MEDICAL CENTER		59	4	6%	63
PLANTATION GENERAL HOSPITAL CLINICAL LAB		26	37	59%	63
PEDIATRICS BY THE SEA		62	1	2%	63
LUIS A GHIGLINO MD PA		62	1	2%	63
EXCEL PEDIATRICS		45	18	29%	63
ASSOCIATED CLINICAL LABORATORIES		57	6	10%	63
APC PEDIATRICS AT RYE ROAD MEDICAL PARK		63			63
AVON PARK PEDIATRICS INC		56	7	11%	63
ATLANTIC URGENT CARE		41	22	35%	63
NO FLORIDA PEDIATRICS, PA		61	2	3%	63
MINUTECLINIC DIAGNOSTIC OF SOUTH CAROLINA, LLC		56	6	10%	62
RIDGEWOOD DIAGNOSTIC LABORATORY		60	2	3%	62
JOSEPH L MORSE GERIATRIC CENTER	2	59	1	2%	62
MINUTECLINIC LLC #3291		55	7	11%	62
LAKE VIEW CARE CENTER AT DELRAY		61	1	2%	62
Lake Port Square Health Center		60	2	3%	62
CHILDRENS MEDICAL ASSOCIATION PA		50	12	19%	62
VIERA DEL MAR HEALTH AND REHABILITATION CENTER		62			62
CL BRUMBACK PRIMARY CARE CLINICS		16	45	74%	61
PEDIATRIC ASSOCIATES OF OCALA PA		57	4	7%	61
FAMILY CARE PARTNERS OF NE FLORIDA LLC		31	30	49%	61
NEMOURS CHILDREN'S PRIMARY CARE		51	10	16%	61
EMERALD COAST HOSPICE		60	1	2%	61
ADVENT HEALTH CENTRA CARE - POINCIANA		23	38	62%	61
CENTRAL BALDWIN IMMEDIATE CARE & FAMILY PRACTICE		48	13	21%	61
SPRINGS AT BOCA CIEGA BAY,THE		61			61
MEDICAL CENTER OF DELTONA, INC		46	14	23%	60
HUNTSVILLE HOSPITAL LABORATORY		45	15	25%	60



# COVID-19: testing by laboratory

Data through Dec 12, 2020 verified as of Dec 13, 2020 at 09:25 AM

Data in this report are provisional and subject to change.

The numbers in the table below represent the number of Florida and non-Florida residents for whom test results were received by the Department of Health. A person can be tested by more than one laboratory and can have both positive and negative results. **Therefore, the sum of the numbers in each column will be larger than the total number of people tested.**

Reporting lab	Inconclusive	Negative	Positive	Percent positive	Total
EXACT SCIENCES LABORATORIES, LLC		15	45	75%	60
ALL FLORIDA FAMILY AND SPORTS MEDICINE		54	6	10%	60
FAST TRACK URGENT CARE CENTER - BRANDON			60	100%	60
NATURE COAST MEDICAL GROUP		48	12	20%	60
ATRIUM AT LIBERTY PARK		58	1	2%	59
PHYSICIAN PARTNERS PERRY		39	20	34%	59
INTERNAL LAB		50	9	15%	59
ST VINCENT'S BIRMINGHAM		56	3	5%	59
DOUGLAS T JACOBSON STATE VETERANS HOME		59			59
MED EXPRESS		6	53	90%	59
Quail Run Health Care Center		58			58
STONY BROOK SOUTHAMPTON		57	1	2%	58
HUNT CLUB PEDIATRIC ASSOCIATES PA		45	13	22%	58
F&T MEDICAL RESEARCH, INC		58			58
MIAMI BEACH COMMUNITY HEALTH CENTER			58	100%	58
MOLECULAR TESTING LABS		25	33	57%	58
THE CANOPY AT BERRYHILL		58			58
Margate Health and Rehabilitation Center		56	2	3%	58
Heartland Healthcare of Ft. Myers		57			57
MILLER BIOCONNECT		43	14	25%	57
STATMED QUICK QUALITY CLINIC AT NORTH PINELLAS		38	19	33%	57
CHAUTAUQUA REHABILITATION AND NURSING CENTER		56	1	2%	57
ASCENSION SACRED HEART BAY LABORATORY		54	3	5%	57
EAST ALABAMA MEDICAL CENTER LABORATORY		49	8	14%	57
LABCORP EMPLOYER SERVICES		57			57
AMERICAN FAMILY MEDICAL		48	9	16%	57
MILLENIUM PHYSICIANS GROUP		1	56	98%	57
EMBRY RIDDLE AERONAUTICAL UNIVERSITY HEALTH SERVICES			57	100%	57
KAPG FLEMING ISLAND SENIOR HOUSING OPCO LLC	1	56			57
ALTRU DIAGNOSTICS INC		40	17	30%	57
ISLAND COAST PEDIATRICS		55	2	4%	57
S-H THIRTY-FIVE OPCO- PORT ST LUCIE, LLC	1	55			56
FAST TRACK URGENT CARE CENTER - WESLEY CHAPEL			56	100%	56
FLAGLER COLLEGE HEALTH SERVICES		39	17	30%	56
BAPTIST PRIMARY CARE, INC		52	4	7%	56
EAST NEW YORK DIAGNOSTIC AND TREATMENT		53	3	5%	56
SMA LAB		6	50	89%	56
MINNESOTA TWINS		53	3	5%	56
RDX BIOSCIENCE			56	100%	56
LABCORP RTP		27	29	52%	56
SONATA HUNTERS CREEK		47	8	15%	55
LEESBURG PEDIATRICS		52	3	5%	55
GOOD SAMARITAN CENTER		55			55
MD LABS		32	23	42%	55
GULF COAST MEDICAL CENTER		53	2	4%	55
TWIN CREEKS ASSISTED LIVING & MEMORY CARE		53	2	4%	55
LAKE PARK OF MADISON		53	2	4%	55

# COVID-19: testing by laboratory

Data through Dec 12, 2020 verified as of Dec 13, 2020 at 09:25 AM

Data in this report are provisional and subject to change.

The numbers in the table below represent the number of Florida and non-Florida residents for whom test results were received by the Department of Health. A person can be tested by more than one laboratory and can have both positive and negative results. **Therefore, the sum of the numbers in each column will be larger than the total number of people tested.**

Reporting lab	Inconclusive	Negative	Positive	Percent positive	Total
ISLAND URGENT CARE PLLC DBA AFC URGENT CARE		54	1	2%	55
NORTH PORT REHABILITATION AND NURSING CENTER		54	1	2%	55
FLORIDA PEDIATRIC GROUP		27	28	51%	55
CHILDREN MED CARE INC		49	6	11%	55
MOBILE PHYSICIAN SERVICES INC		52	2	4%	54
PALM BAY URGENT CARE		28	26	48%	54
FLORIDA DEPARTMENT OF HEALTH IN LAKE COUNTY	1	44	9	17%	54
BRASHEAR'S VITAL CARE CORP		2	52	96%	54
ESTERO ISLAND MEDICAL CENTER		43	11	20%	54
UNITED LABORATORY SERVICES CORPORATION		38	16	30%	54
SARASOTA CO. HEALTH DEPT # 58		40	14	26%	54
CLERMONT HEALTH AND REHAB		40	14	26%	54
FAMILY HEALTH CENTERS OF SOUTHWEST FLORIDA INC		34	20	37%	54
VILLA MARIA WEST SKILLED NURSING FACILITY		48	6	11%	54
TIFFANY HALL NURSING AND REHAB		44	10	19%	54
ST. CLOUD MEDICAL GROUP		54			54
MD 365 MEDICAL CARE PLLC		54			54
ALZHEIMERS CARE CENTER OF VIERA LTD		36	18	33%	54
CENTRA CARE - CONWAY		20	33	62%	53
POINTE, THE		51	2	4%	53
SUNY UPSTATE MEDICAL UNIVERSITY		49	4	8%	53
PRIMARY CARE SOUTH INC			53	100%	53
LEE COUNTY SCHOOL DISTRICT	1	51	1	2%	53
WINDSOR OAKS		52	1	2%	53
BENTON HOUSE AT OAKLEAF		51	2	4%	53
TGH URGENT CARE – SEMINOLE			53	100%	53
SENIOR LIVING VII TAMPA LLC	1	46	6	11%	53
J FRANK AVEY MD		41	11	21%	52
PARKSIDE INN		52			52
GENPATH			52	100%	52
VETERANS AFFAIRS MEDICAL CENTER - GULF COAST		27	25	48%	52
ADVENT HEALTH		49	3	6%	52
URGENT CARE TCMA			52	100%	52
CLEVELAND CLINIC FOUNDATION		11	41	79%	52
Q ANSWER LAB	1	23	27	53%	51
Solaris Senior Living North Naples ALF		46	5	10%	51
EAGLES WATCH CLUSTER		42	9	18%	51
GULFVIEW MEDICAL INSTITUTE		51			51
UNIVERSITY OF NORTH FLORIDA STUDENT HEALTH		48	3	6%	51
WASHINGTON REHABILITATION AND NURSING CENTER		51			51
WILSON MEMORIAL REGIONAL MEDICAL CENTER		49	2	4%	51
NXGEN MDX		19	32	63%	51
GV NAPLES OPCO, LLC		50			50
GATEWAY CARE CENTER		50			50
ROSECASTLE OF CITRUS		50			50
CLEARWATER STATMED QUICK QUALITY CLINICS		28	22	44%	50
VIPEDIATRICS PLLC		47	3	6%	50

# COVID-19: testing by laboratory

Data through Dec 12, 2020 verified as of Dec 13, 2020 at 09:25 AM

Data in this report are provisional and subject to change.

The numbers in the table below represent the number of Florida and non-Florida residents for whom test results were received by the Department of Health. A person can be tested by more than one laboratory and can have both positive and negative results. **Therefore, the sum of the numbers in each column will be larger than the total number of people tested.**

Reporting lab	Inconclusive	Negative	Positive	Percent positive	Total
HEALTH PARK CARE CENTER		50			50
PALMS FACILITY INC		49	1	2%	50
PHYSICIANS PRIMARY CARE OF SOUTHWEST FLORIDA		39	10	20%	49
USF		1	48	98%	49
HUNTINGTON HOSPITAL LABORATORY		47	2	4%	49
LATE HOURS URGENT CARE		32	17	35%	49
SOMERBY LAKE NONA		48	1	2%	49
IQBAL A FARUQUI MD		41	8	16%	49
ARCPPOINT LABS OF SARASOTA MANATEE		1	48	98%	49
PHYSICIANS REGIONAL MEDICAL CENTER - PINE RIDGE		18	31	63%	49
JUPITER MEDICAL CENTER URGENT CARE			49	100%	49
CORAL GABLES NURSING & REHABILITATION CENTER		42	7	14%	49
San Jose Health & Rehabilitation		49			49
SOLARIS SENIOR LIVING NORTH NAPLES		48	1	2%	49
KINDRED HOSPITAL	2	46	1	2%	49
WORKPLACE SCREENING INTELLIGENCE			49	100%	49
ADVENT HEALTH - PALM COAST			49	100%	49
NITE LITE PEDIATRICS - PORT ST. LUCIE		42	7	14%	49
The Grove Health and Rehabilitation		34	15	31%	49
GENEDX		36	12	25%	48
Sunnyside Nursing Home		46	2	4%	48
ALTERNATIVE LIVING, INC DBA TWIN CITIES PAVILION		48			48
BROOKDALE FORT MYERS THE COLONY		48			48
NAPLES PEDIATRICS INC		43	5	10%	48
WRIGHTS HEALTH CARE AND REHABILITATION CENTER		48			48
ADVENT HEALTH CENTRA CARE - EAST ORLANDO		21	27	56%	48
BAY CENTER HURRICANE SHELTER		48			48
NO FLORIDA PEDIATRICS, PA - BRADFORD		39	9	19%	48
ADVENTHEALTH MEDICAL GROUP FAMILY MEDICINE AT		40	8	17%	48
AFC PHYSICIANS OF FLORIDA		37	11	23%	48
SONATA BOCA RATON		47	1	2%	48
CRAIG BERGER MD PL D/B/A BAY AREA EYE INSTITUTE		48			48
CANOPY ON BERRYHILL, THE		41	7	15%	48
SNH BRFL TENANT LLC		48			48
FOUNTAIN INN NURSING & REHABILITATION CTR, INC		45	3	6%	48
BIOIQ			48	100%	48
SOFT CELL LABORATORIES		45	3	6%	48
TRINITY AL SENIOR HOUSING LLC		44	3	6%	47
ALLEGRO		47			47
INTERLAB		1	46	98%	47
PEDIATRIC CARE CENTER- JACKSONVILLE BEACH		19	28	60%	47
LITTLE PINE PEDIATRICS PLLC		45	2	4%	47
DAYSPRING SENIOR LIVING LLC		46	1	2%	47
ALLIANCE PEDIATRICS		24	23	49%	47
HARTFORD HEALTH SERVICES LLC		46			46
LENOX HILL HOSPITAL		42	4	9%	46
ALEXANDER NININGER STATE VETERANS		46			46

# COVID-19: testing by laboratory

Data through Dec 12, 2020 verified as of Dec 13, 2020 at 09:25 AM

Data in this report are provisional and subject to change.

The numbers in the table below represent the number of Florida and non-Florida residents for whom test results were received by the Department of Health. A person can be tested by more than one laboratory and can have both positive and negative results. **Therefore, the sum of the numbers in each column will be larger than the total number of people tested.**

Reporting lab	Inconclusive	Negative	Positive	Percent positive	Total
MICRO PATH LABORATORIES INC		44	2	4%	46
AMERICAN HOUSE-BONITA SPRINGS☐		46			46
PREMIER PLACE HEALTHCARE AT THE GLENVIEW		46			46
ST FRANCIS HOSPITAL		40	6	13%	46
EAST MANATEE FAMILY	1	1	44	96%	46
ST MARK VILLAGE		43	3	7%	46
FHMG LAKE MARY PEDS		40	6	13%	46
CHILDREN'S HOSPITAL OF ALABAMA		45	1	2%	46
H LEE MOFFITT CANCER CENTER MICRO		46			46
FAMILY EXTENDED CARE OF CENTRAL TAMPA		46			46
PROMPT CARE OF CENTRAL FLORIDA			45	100%	45
NORTH SHORE UNIVERSITY HOSPITAL LABORATORY		42	3	7%	45
INDIGO MANOR☐		16	29	64%	45
SANDY RIDGE CENTER FOR REHABILITATION AND HEALING		42	3	7%	45
UNIVERSITY OF CENTRAL FLORIDA HEALTH SERVICES		45			45
SOUTHPORT SQUARE HARBOUR HEALTH		45			45
MED COMP SCIENCES			45	100%	45
PALM BAY HOSPITAL CLINICAL LABORATORY		28	17	38%	45
PALM BEACH PEDIATRICS PA	1	36	8	18%	45
PALMS EDGE		42	2	5%	44
BROAD INSTITUTE CLINICAL SEQUENCING RESEARCH PLATFORM	1	39	4	9%	44
BAY EDUCATORS WELLNESS CENTER		27	17	39%	44
KENDALL REGIONAL MEDICAL CENTER LAB	3		41	93%	44
VISITING PHYSICIANS ASSOCIATION		40	4	9%	44
PROJECT HEALTH INC		35	9	20%	44
SUMMER VISTA ASSISTED LIVING		37	7	16%	44
MOOSEHAVEN LIFE CARE CENTER		44			44
ADVENT HEALTH CENTRA CARE - SAND LAKE		17	27	61%	44
CITRUS MEMORIAL HOSPITAL			44	100%	44
BIG BOCA SMILES LLC☐		43	1	2%	44
REDI MED LLC			44	100%	44
PEDIATRICS OF CENTRAL FLORIDA – SAINT CLOUD	2	40	2	5%	44
CENTURY CENTER FOR REHABILITATION & HEALING		32	12	27%	44
ALLIANCE OF PHYSICIANS AGAINST COVID-19			44	100%	44
HOLISTIX TREATMENT CENTERS		39	4	9%	43
TGH URGENT CARE – TYRONE		1	42	98%	43
BOND CLINIC, PA		28	15	35%	43
NCH DOWNTOWN NAPLES HOSPITAL		1	42	98%	43
HEALTH FIRST - CAPE CANAVERAL HOSPITAL		1	42	98%	43
BRANCH MEDICAL CLINIC			43	100%	43
HARBORCHASE OF VERO BEACH		40	3	7%	43
PONTE VEDRA GARDENS		42	1	2%	43
ADVENT HEALTH - LAKE MARY		35	8	19%	43
STUART URGENT CARE			43	100%	43
Crystal Health & Rehab Center		43			43
ORLANDO HEALTH AND REHAB CENTER		7	35	83%	42
Centre Pointe Health and Rehabilitation Center		42			42

# COVID-19: testing by laboratory

Data through Dec 12, 2020 verified as of Dec 13, 2020 at 09:25 AM

Data in this report are provisional and subject to change.

The numbers in the table below represent the number of Florida and non-Florida residents for whom test results were received by the Department of Health. A person can be tested by more than one laboratory and can have both positive and negative results. **Therefore, the sum of the numbers in each column will be larger than the total number of people tested.**

Reporting lab	Inconclusive	Negative	Positive	Percent positive	Total
QUOTIENT SCIENCES			42	100%	42
Atlantic Shore Nursing and Rehab		42			42
TROY REGIONAL MEDICAL CENTER		34	8	19%	42
ADVENT HEALTH CENTRA CARE - HUNTERS CREEK		7	35	83%	42
FARAH MEDICAL		42			42
FLORIDA HOSPITAL NEW SMYRNA		4	37	90%	41
DB MD		37	4	10%	41
LECONTE MEDICAL CENTER LAB		32	9	22%	41
ADVENT HEALTH - MOUNT DORA		6	35	85%	41
SOUTHEAST ALABAMA MEDICAL CENTER			41	100%	41
MANOR CARE OF BOYNTON BEACH LLC		41			41
ARDEN COURTS OF TAMPA		41			41
ALTAMONTE PEDIATRIC ASSOCIATES		30	11	27%	41
SUMMIT AT VENICE	2	39			41
KINDRED HOSPITAL THE PALM BEACHES		39	2	5%	41
GRACE PEDIATRICS		31	10	24%	41
PEDIATRICS OF CENTRAL FLORIDA KISSI		33	8	20%	41
RITECARE MED CTR H			41	100%	41
BAPTIST MEDICAL CENTER SOUTH		30	11	27%	41
PREDICTIVE LABORATORIES, INC		39	2	5%	41
WELL HEALTH WORKS		39	1	3%	40
SUNNY HILLS ALF OF SEBRING INC		37	3	8%	40
BioReference Laboratories, Inc		6	34	85%	40
PRECISION HEALTH SOLUTIONS LAB		9	31	78%	40
SANDY PINES		38	2	5%	40
VILLAGE PEDIATRICS LLC		33	7	18%	40
PRIDE DIAGNOSTICS		24	16	40%	40
FLORIDA HEALTH CARE		5	35	88%	40
REGENTS PARK OF BOCA RATON		38	2	5%	40
WINTER GARDEN REHAB AND NURSING CENTER		40			40
ELMCROFT OF BELLA VITA		33	7	18%	40
FAMILY EXTENDED CARE OF WINTER HAVEN		38	1	3%	39
Life Care Center of Sarasota		30	9	23%	39
GUEST HOUSE OCALA, THE		39			39
CLINICAL RESEARCH SEQUENCING PLATFORM		8	31	79%	39
INN AT THE FOUNTAINS, THE		34	5	13%	39
POPLAR HEALTHCARE PLLC	1	11	27	69%	39
DOCTORS MEMORIAL FAMILY PRACTICE	2	32	5	13%	39
BAY COUNTY JAIL ANNEX		34	5	13%	39
NEXT MOLECULAR ANALYTICS		9	30	77%	39
STEINHATCHEE FAMILY MEDICAL CENTER		35	4	10%	39
CERTUS MTD OPCP LLC		38			38
CABANA AT JENSEN DUNES, THE		38			38
A COUNTRY PLACE ASSISTED LIVING FACILITY		38			38
NEW YORK PRESBYTERIAN - QUEENS DIAGNOSTIC		37	1	3%	38
FLORIDA MEDICAL CLINIC PA		35	3	8%	38
RAINBOW PEDIATRICS PC LLC / BREAKFAST POINT		38			38



# COVID-19: testing by laboratory

Data through Dec 12, 2020 verified as of Dec 13, 2020 at 09:25 AM

Data in this report are provisional and subject to change.

The numbers in the table below represent the number of Florida and non-Florida residents for whom test results were received by the Department of Health. A person can be tested by more than one laboratory and can have both positive and negative results. **Therefore, the sum of the numbers in each column will be larger than the total number of people tested.**

Reporting lab	Inconclusive	Negative	Positive	Percent positive	Total
UNIVERSITY OF ALABAMA		35	3	8%	38
ADVENT HEALTH - ALTAMONTE SPRINGS		33	5	13%	38
Cross Landings Health and Rehabilitation		38			38
CAPITAL REGIONAL MEDICAL CENTER		2	36	95%	38
DAVID POSNACK JEWISH DAY SCHOOL		38			38
BRONX LEBANON HOSPITAL-MEDICAL CENTER		36	2	5%	38
ROCKLEDGE REGIONAL MEDICAL CENTER		30	8	21%	38
HOMWOOD RESIDENCE AT FREEDOM PLAZA		37	1	3%	38
FIRST CHOICE URGENT CARE		10	28	74%	38
CLARE BRIDGE OF SARASOTA		36	1	3%	37
ROCHESTER GENERAL HOSPITAL LABORATORY		36	1	3%	37
US MEDICAL CARE, INC		33	4	11%	37
ONE MILO		37			37
PATHOGENIUS LABORATORIES		30	7	19%	37
CALHOUN LIBERTY HOSPITAL		18	19	51%	37
REDI-MED WALK-IN FAMILY CARE			37	100%	37
SEMINOLE SPORTS AND FAMILY MEDICINE		36	1	3%	37
HEARTLAND PEDIATRICS OF LAKE PLACID PA		28	9	24%	37
PONCE THERAPY CARE CENTER		34	3	8%	37
KR at Hillsborough Lakes/Lutz Healthcare		37			37
PALM RIVER COMMUNITY HEALTH CENTER		32	5	14%	37
FHMG_CTR FOR SENIOR HEALTH		32	5	14%	37
Peninsula Care and Rehab		35	2	5%	37
BOULEVARD REHABILITATION CENTER		24	13	35%	37
NAPLES CHILDREN'S URGENT CARE		30	6	17%	36
BENTON HOUSE OF ST. JOHNS		36			36
CHARLES CROFT MD	1	35			36
BOND CLINIC PA		7	29	81%	36
LOURDES HOSPITAL INC		34	2	6%	36
HCSO OCCUPATIONAL HEALTH AND WELLNESS CENTER		24	12	33%	36
MACADAMS HOME HEALTH AGENCY		36			36
Darcy Hall Of Life Care		36			36
BVL/LITTLE ANGEL PEDIATRICS		36			36
RIVER TOWN DIAGNOSTIC LLC		13	23	64%	36
PALMETTO FAMILY HEALTHCARE		8	27	77%	35
CENTRAL FLORIDA HEALTHCARE GROUP LLC		28	7	20%	35
ADVENT HEALTH - LAKE WALES		27	8	23%	35
IRL		4	31	89%	35
P23 LABS		35			35
BAYSHORE PATHOLOGY		34	1	3%	35
LAKELAND REGIONAL HEALTH LAKE MIRIAM		3	32	91%	35
CENTRA CARE - APOPKA			35	100%	35
ADVENT HEALTH - FISH MEMORIAL		2	33	94%	35
SARATOGA HOSPITAL LABORATORY		33	2	6%	35
CATHOLIC HEALTH SERVICES REGIONAL LAB		31	4	11%	35
DOH-WEST PALM BEACH BRANCH LABORATORY		2	33	94%	35
TAVARES PEDIATRICS		33	2	6%	35



# COVID-19: testing by laboratory

Data through Dec 12, 2020 verified as of Dec 13, 2020 at 09:25 AM

Data in this report are provisional and subject to change.

The numbers in the table below represent the number of Florida and non-Florida residents for whom test results were received by the Department of Health. A person can be tested by more than one laboratory and can have both positive and negative results. **Therefore, the sum of the numbers in each column will be larger than the total number of people tested.**

Reporting lab	Inconclusive	Negative	Positive	Percent positive	Total
THE COLLIER AT NAPLES		34	1	3%	35
EXPERTUS LABORATORIES INC		13	22	63%	35
Guardian Care Nursing and Rehabilitation Center		35			35
HARBORCHASE OF NAPLES		33	2	6%	35
BIO-TECH CLINICAL LABORATORIES		1	33	97%	34
SUMMIT MEDICAL GROUP		30	4	12%	34
MEDIQUICK URGENT CARE CENTERS INC			34	100%	34
FINNISH AMERICAN REST HOME-ALF		32	2	6%	34
CAPE REGIONAL MEDICAL CENTER		34			34
CARENOW LAKE MARY			34	100%	34
PIONEER CLINICAL LAB LLC		24	10	29%	34
CYPRESS COVE		33	1	3%	34
CENTRA CARE – LAKE NONA		3	31	91%	34
VIERA HOSPITAL, INC		22	12	35%	34
PALM BAY PEDIATRICS		23	11	32%	34
ZON BEACHSIDE LLC☐		28	6	18%	34
URGENT CARE & WELLNESS CENTER		9	25	74%	34
FAWCETT MEMORIAL HOSPITAL LABORATORY			34	100%	34
SAMANTHA WILSON CARE CENTER		34			34
BROWARD HEALTH MEDICAL CENTER CLINICAL LAB			34	100%	34
BOND CLINIC PA PEDIATRICS DEPT		30	3	9%	33
HR SARASOTA OPERATOR LLC		23	10	30%	33
CHERRY OAK PALM BEACH COUNTY		33			33
JERICOHO URGENT CARE		30	3	9%	33
ST. MARYS MEDICAL CENTER		1	32	97%	33
SANFORD MOBILE LAB PGA TOUR		32	1	3%	33
ACCURATE DIAGNOSTIC LAB		32	1	3%	33
MID FLORIDA PATHOLOGY LLC MOBILE UNIT #4		18	15	45%	33
FAMILY EXTENDED CARE OF SEBRING INC		31	2	6%	33
HOLLEY NAVARRE MEDICAL CLINIC		18	15	45%	33
AYERS NURSING AND REHABILITATION CENTER		33			33
PATRICK AIR FORCE BASE		3	30	91%	33
KAPG ST AUGUSTINE SENIOR HOUSING OPCO LLC		33			33
QHC UPSTATE MEDICAL PC		28	5	15%	33
PRIME HEALTH OF NORTH PORT LLC		30	3	9%	33
COOPER FAMILY MEDICAL PLLC		25	8	24%	33
BOND CLINIC		3	30	91%	33
AHSE ROP		32	1	3%	33
CHIPOLA MEDICAL ASSOCIATES, LLC		20	13	39%	33
PEDIATRICS IN BREVARD PA- ROCKLEDGE		27	6	18%	33
Kensington Gardens		33			33
PINNACLES PEDS CARE PA		33			33
VIERA MANOR ASSISTED LIVING RESIDENCE		32	1	3%	33
ST AUGUSTINE PEDIATRIC ASSOC		30	2	6%	32
PANAMA PHARMACY	2	27	3	9%	32
CORAL GABLES HOSPITAL			32	100%	32
SH HERON EAST LLC☐		32			32

# COVID-19: testing by laboratory

Data through Dec 12, 2020 verified as of Dec 13, 2020 at 09:25 AM

Data in this report are provisional and subject to change.

The numbers in the table below represent the number of Florida and non-Florida residents for whom test results were received by the Department of Health. A person can be tested by more than one laboratory and can have both positive and negative results. **Therefore, the sum of the numbers in each column will be larger than the total number of people tested.**

Reporting lab	Inconclusive	Negative	Positive	Percent positive	Total
MISSION OAKS ASSISTED LIVING☐		31	1	3%	32
URINEGOODHANDS LLC		30	2	6%	32
RASHDA ALBIBI M.D. P.A.		30	2	6%	32
CLINICA HISPANA			32	100%	32
ADVENTIST HEALTH SYSTEM FLORIDA		25	7	22%	32
AMERICAN HOUSE COCONUT POINT		30	2	6%	32
CEDAR CREEK AT KINGS BAY INC		32			32
HOLZER HEALTH CENTER			32	100%	32
PRMG - EAST NAPLES		23	9	28%	32
STEWART SEBASTIAN RIVER MEDICAL CENTER		27	5	16%	32
BIOFIRE		7	25	78%	32
WESTMINSTER ST AUGUSTINE		32			32
COOPER FAMILY MEDICAL, PLLC		27	5	16%	32
SOUTH CAMPUS FACILITY INC		30	2	6%	32
FLORIDA HOSPITAL		21	10	32%	31
CRANE CENTER		22	9	29%	31
TGH URGENT CARE POWERED BY FAST TRACK			31	100%	31
DOH		17	14	45%	31
DISCOVERY COMMONS AT BRADENTON		31			31
PENNSYLVANIA DEPT OF HEALTH		20	11	35%	31
GRAND OAKS OF JENSEN BEACH LLC☐		31			31
JAMES A HALEY VETERANS HOSPITAL			31	100%	31
BAYFRONT MEDICAL		23	8	26%	31
Manatee Springs Rehabilitation and Nursing Center		31			31
VETERANS HOME			31	100%	31
PHYSICIAN ASSOCIATES LLC		26	5	16%	31
COLLIER HMA PHYSICIAN MANAGEMENT LLC		26	5	16%	31
ESCAMBIA COUNTY JAIL		18	13	42%	31
CLERMONT HEALTH AND REHABILITATION CENTER		31			31
ARBOR OAKS AT TYRONE	1	30			31
IPSUM DIAGNOSTICS		3	28	90%	31
NIGHT LITE PEDIATRICS URGENT CARE CENTER			31	100%	31
BOND CLINIC, PA		9	22	71%	31
MOLECULAR DIAGNOSTICS		1	30	97%	31
MEDEX MEDICAL EXPRESS OF PALATKA LLC			30	100%	30
REGENCY PARK ASSISTED LIVING FACILITY		29	1	3%	30
Palms at Ponte Vedra Assisted Livning and Memory Care		29	1	3%	30
LabCorp L#09258130 M#09258125		12	18	60%	30
MINUTECLINIC DIAGNOSTIC OF RHODE ISLAND, LLC #1544		29	1	3%	30
GRAND ST PAUL CVS		30			30
HERITAGE WATERSIDE		27	3	10%	30
PHOSPHORUS DIAGNOSTICS		27	3	10%	30
PEDIATRIC SPECIALISTS MEDICAL GROUP☐	1	28	1	3%	30
AMEERAH LABS			30	100%	30
OPPENHEIMER PLASTIC SURGERY LLC		28	2	7%	30
REDI-MED WALK IN FAMILY CLINIC			30	100%	30
SONNIS PEDIATRICS PA		30			30

# COVID-19: testing by laboratory

Data through Dec 12, 2020 verified as of Dec 13, 2020 at 09:25 AM

Data in this report are provisional and subject to change.

The numbers in the table below represent the number of Florida and non-Florida residents for whom test results were received by the Department of Health. A person can be tested by more than one laboratory and can have both positive and negative results. **Therefore, the sum of the numbers in each column will be larger than the total number of people tested.**

Reporting lab	Inconclusive	Negative	Positive	Percent positive	Total
QUICK CARE MED LLC		26	4	13%	30
NEW SMYRNA BEACH URGENT CARE			30	100%	30
MEDLOGIC LABORATORIES		3	27	90%	30
ECOLAB GROUP		6	24	80%	30
PECONIC BAY MEDICAL CENTER LABORATORY		24	6	20%	30
ADVANCED MEDICAL GROUP		1	28	97%	29
NORTH FLORIDA INTERNAL MEDICINE PA		25	4	14%	29
TRADITIONAL HOME HEALTH OF PALM BEACH INC		29			29
MEDIPATH LLC			29	100%	29
SOMERBY OF SANTA ROSA BEACH		27	2	7%	29
JACKSONVILLE UNIVERSITY		27	2	7%	29
BELVEDERE COMMONS OF SUN CITY CENTER		29			29
UNIV OF ROCHESTER-STRONG MEMORIAL HOSP		28	1	3%	29
NEMOURS CHILDREN'S CLINIC		22	7	24%	29
MEDICATION ROOMS-CSU/CI NURSE STATION	1	23	5	17%	29
life Care Center of Melbourne		15	14	48%	29
ISLAND DOCTORS			29	100%	29
COMPREHENSIVE CHILDCARE		23	6	21%	29
P4CLINICAL	3	2	24	83%	29
ADVENT HEALTH CENTRA CARE - APOPKA NORTH		10	19	66%	29
NEOGENOMICS LABORATORIES INC		29			29
WESTWOOD NURSING AND REHABILITATION		28	1	3%	29
AFTER HOURS PEDIATRICS INC		1	28	97%	29
WUESTHOFF MEMORIAL HOSPITAL			29	100%	29
NORTHWELL HEALTH PLAINVIEW HOSPITAL LABORATORY		24	5	17%	29
RIVERSIDE RECOVERY OF TAMPA		28	1	3%	29
FORT MYERS REHABILITATION AND NURSING CENTER		28	1	3%	29
PERSONAL PEDIATRICS		26	3	10%	29
ELLENTON PEDIATRICS PA		25	3	11%	28
BALMORAL TENANT SERVICES INC		28			28
BIOREREFERENCE LABORATORIES		2	26	93%	28
PALM GARDEN OF JACKSONVILLE		27	1	4%	28
MARQUIS LABS, LLC		28			28
FLORIDA HEALTH CARE DELAND			28	100%	28
PINELLAS COUNTY JAIL			28	100%	28
MEDICAL CONSULTANTS OF FLORIDA LLC		27	1	4%	28
TRADITIONAL HOME CARE INC		28			28
CARENOW URGENT CARE - LAKE MARY			28	100%	28
ACTIVE SENIOR LIVING		26	2	7%	28
LONGLEAF DIAGNOSTIC LABORATORIES		3	25	89%	28
WEST ISLIP URGENT CARE		28			28
OAKTREE HEALTHCARE			27	100%	27
METRO KNOXVILLE HMA		22	5	19%	27
Cross Terrace REhabilitation		26	1	4%	27
UCLA HEALTHCARE CLINICAL LABS		23	4	15%	27
HOLISTIC PEDIATRICS GROUP LLC		25	2	7%	27
MAINSTREET FAMILY URGENT CARE		1	26	96%	27

# COVID-19: testing by laboratory

Data through Dec 12, 2020 verified as of Dec 13, 2020 at 09:25 AM

Data in this report are provisional and subject to change.

The numbers in the table below represent the number of Florida and non-Florida residents for whom test results were received by the Department of Health. A person can be tested by more than one laboratory and can have both positive and negative results. **Therefore, the sum of the numbers in each column will be larger than the total number of people tested.**

Reporting lab	Inconclusive	Negative	Positive	Percent positive	Total
AZALEA TRACE PHYSICIAN SERVICES		27			27
CDC		17	10	37%	27
ARIZONA DEPARTMENT OF HEALTH SERVICES			27	100%	27
EXPRESS CARE OF BELLEVIEW		27			27
MY CLINICAL LAB INC		4	23	85%	27
EDEN AT CRESTVIEW		12	15	56%	27
ADVENTHEALTH EXPRESSCARE		23	4	15%	27
PENSACOLA PEDIATRICS, PA		23	4	15%	27
EC OPCO CARROLLWOOD LLC		21	6	22%	27
SUNCOAST LABS			27	100%	27
JACKSON HEALTH SYSTEM		1	26	96%	27
CARITHERS PEDIATRIC GROUP		18	9	33%	27
AMERICAN FAMILY MEDICAL LLC		16	11	41%	27
HEALTH FIRST - VIERA HOSPITAL		1	25	96%	26
CARDIOLOGY AND MEDICINE ASSOCIATES		22	4	15%	26
MONCRIEF ARMY HEALTH CLINIC			26	100%	26
THE MINIER URGENT CARE		20	6	23%	26
LOOP PEDIATRICS		22	4	15%	26
MARTIN ACQUISITION 1 LLC DBA		26			26
APOLLOMDX LABS		9	17	65%	26
TITUSVILLE FAMILY PRACTICE		12	14	54%	26
PORT ST LUCIE HOSPITAL		23	3	12%	26
IMA MEDICAL GROUP POINCIANA		12	14	54%	26
ADVENT HEALTH PARTIN SETTLEMENT HEALTH PARK		18	8	31%	26
FAST TRACK URGENT CARE CENTER - SEMINOLE			26	100%	26
EVERLYWELL		14	12	46%	26
SANTA BARBARA CARE CENTER		16	10	38%	26
DOS OF NORTH SHORES NURSING & REHAB CENTER		26			26
MANOR CARE OF PALM HARBOR		26			26
FERN PARK DEVELOPMENTAL CENTER			26	100%	26
NORTH FLORIDA SPINE AND WELLNESS		22	4	15%	26
BROOKDALE PALMER RANCH	1	22	2	8%	25
ROHR HOME		22	3	12%	25
LINCOLN DIAGNOSTIC LAB		24	1	4%	25
RENAISSANCE AT THE TERRACES		25			25
BAY COUNTY SHERIFFS OFFICE JAIL FACILITY		21	4	16%	25
MALCOM RANDALL DEPT OF VAMC			25	100%	25
FAMILY CARE PARTNERS		15	10	40%	25
SUNTREE INTERNAL MEDICINE		25			25
LITTLE NECK URGENT CARE		24	1	4%	25
RESTORE HEALTH URGENT CARE		3	22	88%	25
SANITAS		4	21	84%	25
WAVE CREST HEALTH AND REHABILITATION CENTER		25			25
ST. CLOUD HOSPITAL		20	5	20%	25
MED ONE AT SAINT AUGUSTINE		20	5	20%	25
WOMENS CARE FLORIDA LABORATORY		25			25
ADVENT HEALTH CENTRA CARE - LAKE BUTLER BOULEVARD			25	100%	25

# COVID-19: testing by laboratory

Data through Dec 12, 2020 verified as of Dec 13, 2020 at 09:25 AM

Data in this report are provisional and subject to change.

The numbers in the table below represent the number of Florida and non-Florida residents for whom test results were received by the Department of Health. A person can be tested by more than one laboratory and can have both positive and negative results. **Therefore, the sum of the numbers in each column will be larger than the total number of people tested.**

Reporting lab	Inconclusive	Negative	Positive	Percent positive	Total
TAYLORVILLE FAMILY MEDICINE		19	6	24%	25
ARCPPOINT LABS OF FORT LAUDERDALE		25			25
BEACHES PEDIATRICS PA		24	1	4%	25
UNION MEDICAL CARE		25			25
NIGHT LITE PEDIATRICS CENTER LLC		8	17	68%	25
CONNECTICUT DEPARTMENT OF HEALTH		22	3	12%	25
UNIPATH		18	7	28%	25
PENSACOLA DEVELOPMENTAL CENTER		9	16	64%	25
AU HEALTH		20	5	20%	25
WILLOWBROOKE COURT AT ST ANDREWS ESTATES		21	4	16%	25
BUECHELE DENTAL PA DBA CLERMONT FAMILY DENTISTRY		21	4	16%	25
FHMG- FLORIDA HOSPITAL MEDICAL GROUP		18	7	28%	25
CDR MAGUIRE - MIAMI BEACH CC MISSION 17388		2	23	92%	25
STATEN ISLAND UNIVERSITY HOSPITAL-POUCH		24			24
EC OPCO PENSACOLA, LLC		24			24
PALM HARBOR FAMILY PRACTICE & WALK-IN		14	10	42%	24
UNION MEDICAL CARE PLLC		24			24
WESTMINSTER WOODS ON JULINGTON CREEK		22	2	8%	24
Heartland Health Care Center North Sarasota		17	7	29%	24
LAKE HOWELL FAMILY MEDICINE ASSOCIATES		18	6	25%	24
MINUTE CLINIC INCORPORATE		19	5	21%	24
CENTRA CARE – SAND LAKE		1	23	96%	24
BROOKDALE JENSEN BEACH		24			24
LABORATORY DYNAMICS		20	4	17%	24
LAKEVIEW INTERNAL MEDICINE		7	17	71%	24
HEALTH CENTRAL PARK		24			24
University Hills health and Rehabilitation		15	9	38%	24
MEDRITE URGENT CARE		16	8	33%	24
WELLNOW URGENT CARE		23	1	4%	24
MADWAR		19	5	21%	24
FRICKS PHARMACY		19	5	21%	24
SEVEN HILLS HEALTH AND REHABILITATION CENTER		24			24
ADVENT HEALTH EXPRESS CARE		3	21	88%	24
AVENTIS BIO-SERVICES CTL		24			24
THE CHAPPEL GROUP RESEARCH		24			24
MEDCOMP SCIENCES			24	100%	24
TRUGENX		1	23	96%	24
CDR MAGUIRE INC	1	2	21	88%	24
HERITAGE OAKS ASSISTED LIVING & MEMORY CARE		20	4	17%	24
COURTYARDS OF ORLANDO		24			24
ISLAND COAST PEDIATRICS PA		22	1	4%	23
WEST VOLUSIA FAMILY AND SPORTS MEDICINE		23			23
SOUTHERN LABORATORY		6	17	74%	23
MINUTE CLINIC LLC #2216		22	1	4%	23
LONG ISLAND JEWISH MED CTR		22	1	4%	23
THE TERRACE OF JACKSONVILLE		3	20	87%	23
CARE ONE OF FLORIDA LLC		12	11	48%	23



# COVID-19: testing by laboratory

Data through Dec 12, 2020 verified as of Dec 13, 2020 at 09:25 AM

Data in this report are provisional and subject to change.

The numbers in the table below represent the number of Florida and non-Florida residents for whom test results were received by the Department of Health. A person can be tested by more than one laboratory and can have both positive and negative results. **Therefore, the sum of the numbers in each column will be larger than the total number of people tested.**

Reporting lab	Inconclusive	Negative	Positive	Percent positive	Total
VENICE REGIONAL MEDICAL CENTER BAYFRONT HEALTH		7	16	70%	23
VILLAGE ON THE ISLE☐		21	2	9%	23
ADVANCED MEDICAL OF NAPLES LLC			23	100%	23
PLAINVIEW URGENT CARE		22	1	4%	23
PARK WEST MEDICAL CENTER		22	1	4%	23
CHAMBREL AT ISLAND LAKE		23			23
HENNEPIN COUNTY MEDICAL CENTER (HCMC)		12	11	48%	23
UNIVERSITY HILLS HEALTH AND REHABILITATION CENTER		18	5	22%	23
LCS SANDHILL COVE LLC DBA		22	1	4%	23
PENSACOLA PEDIATRICS - PACE		16	7	30%	23
SENIOR HEALTH OF WINTER PARK DUNDEE		23			23
CENTRA CARE - DR. PHILLIPS		1	22	96%	23
NORTH FLORIDA PEDIATRICS		22	1	4%	23
CITYMD OF MANAHAWKIN		22	1	4%	23
MOOSEHAVEN HEALTH CENTER		12	11	48%	23
MAINSTREAM DIAGNOSTIC LABORATORY LLC		19	4	17%	23
Mt Sinai Aventura			23	100%	23
STEWART MEDICAL GROUP, INC		17	6	26%	23
EGL GENETIC DIAGNOSTICS		1	22	96%	23
PRACTICE MANAGEMENT OF AMERICA, INC.		2	21	91%	23
UF HEALTH NORTH JACKSONVILLE			23	100%	23
TARPON BAYOU CENTER			22	100%	22
OSPREY LODGE		22			22
FIRST CHOICE PEDIATRICS LOOP		20	2	9%	22
FHMG-FLORIDA HOSPITAL MEDICAL GROUP		19	3	14%	22
MOBILE DIVISION LABORATORY		7	15	68%	22
BROOKDALE UNIVERSITY HOSPITAL		21	1	5%	22
BAPTIST HEALTH SOUTH FLORIDA - WEST BOCA URGENT CARE			22	100%	22
GRAMERCY PARK URGENT CARE		22			22
PULMONARY SPECIALISTS OF THE PALM BEACHES		15	7	32%	22
LEVY COUNTY DEPARTMENT OF HEALTH		19	3	14%	22
AFTER HOURS PEDIATRICS			22	100%	22
MADISON COUNTY MEMORIAL HOSP		12	10	45%	22
FLORIDA PEDIATRICS		6	16	73%	22
DIACARTA INC.		22			22
PORT SAINT JOHN FAMILY PRACTICE		18	4	18%	22
IMA MEDICAL GROUP		14	8	36%	22
KEY PRIMARY CARE			22	100%	22
TEN HEALTHCARE		6	16	73%	22
SEMINOLE TRIBE OF FLORIDA		16	6	27%	22
SUNQUEST		3	19	86%	22
MILLENNIUM PHYSICIAN GROUP LLC		18	4	18%	22
KINDRED AT HOME		17	5	23%	22
WUESTHOFF MEDICAL CENTER-MELBOURNE			22	100%	22
MINUTECLINIC DIAGNOSTIC OF RHODE ISLAND, LLC #212		21			21
LAKE MORTON PLAZA☐		21			21
ADVENT HEALTH - LAKE MARY PEDIATRICS		14	7	33%	21

# COVID-19: testing by laboratory

Data through Dec 12, 2020 verified as of Dec 13, 2020 at 09:25 AM

Data in this report are provisional and subject to change.

The numbers in the table below represent the number of Florida and non-Florida residents for whom test results were received by the Department of Health. A person can be tested by more than one laboratory and can have both positive and negative results. **Therefore, the sum of the numbers in each column will be larger than the total number of people tested.**

Reporting lab	Inconclusive	Negative	Positive	Percent positive	Total
BOCA BIOLISTIC REFERENCE LAB			21	100%	21
NURSES HELPING HANDS INC ALF		21			21
STATE LAB		2	19	90%	21
PATHGROUP			21	100%	21
ST JUDE CHILDRENS RESEARCH HOSPITAL		21			21
PORT CHARLOTTE REHABILITATION CENTER		18	3	14%	21
CLINICAL PATHOLOGY LABORATORIES SOUTHEAST			21	100%	21
WARDE MEDICAL LABORATORY		15	6	29%	21
BARKLEY PLACE		21			21
ROSECASTLE AT DELANEY CREEK		21			21
MAUREEN OROURKE-FUTEY			21	100%	21
MONTEFIORE NEW ROCHELLE HOSPITAL		20	1	5%	21
BISHOP GRADY VILLAS		21			21
VASSAR BROTHERS MEDICAL CENTER LABORATORY		20	1	5%	21
GASTROENTEROLOGY ASSOCIATES OF PENSACOLA PA		20	1	5%	21
RJ LEE GROUP	1	20			21
LAKELAND NURSING AND REHABILITATION CENTER			21	100%	21
JAMAICA HOSPITAL MEDICAL CENTER		19	1	5%	20
BAY PEDIATRICS PA		18	2	10%	20
FLORIDA MEDICAL CLINIC LLC		19	1	5%	20
LAFAYETTE NURSING AND REHABILITATION CENTER		20			20
POINT OF CARE CLINICS PRIMARY CARE		20			20
CARENOW - DOWNTOWN NORTH GULCH		20			20
WESTPAC LABS		1	19	95%	20
MEDICAL EXPRESS CORP		18	2	10%	20
PHYSICIANS STAT		1	19	95%	20
CL BRUMBACK PRIMARY CARE CLINIC LANTANA		2	18	90%	20
ROYAL PALM SENIOR RESIDENCE		20			20
HENDRY REGIONAL CORPORATE HEALTH			20	100%	20
BARRY UNIVERSITY STUDENT HEALTH SERVICES		10	10	50%	20
POARCH BANC CREEK INDIANS TRIBAL HEALTH DEPARTMENT			20	100%	20
FLORIDA HOSPITAL LABS		11	9	45%	20
HUNT CLUB PEDIATRIC ASSOCIATES LLC		19	1	5%	20
LABORATORY ALLIANCE OF CENTRAL NEW YORK		19	1	5%	20
TGH MEDICAL GROUP LABORATORY CARROLLWOOD			20	100%	20
UPMC CHAUTAUQUA AT WCA LABORATORY		19	1	5%	20
LAKE CITY VA MEDICAL CENTER			20	100%	20
HEARTLAND HEALTHCARE AND REHAB CENTER			20	100%	20
NORTH CAROLINA DEPARTMENT OF HEALTH & HUMAN SERVICES			20	100%	20
HEALTHY MINORS, LLC.		20			20
ROCKLEDGE FAMILY HEALTH			20	100%	20
INTERNATIONAL MEDICAL LABORATORY		20			20
ARBOR TERRACE SAN JOSE LLC		19	1	5%	20
SUMMIT MEDICAL GROUP PA		19			19
CENTRAL FLORIDA HEALTH CARE INC		2	17	89%	19
ESOTERIX GENETIC LABORATORIES		16	3	16%	19
BAYVIEW MEDICAL		19			19

# COVID-19: testing by laboratory

Data through Dec 12, 2020 verified as of Dec 13, 2020 at 09:25 AM

Data in this report are provisional and subject to change.

The numbers in the table below represent the number of Florida and non-Florida residents for whom test results were received by the Department of Health. A person can be tested by more than one laboratory and can have both positive and negative results. **Therefore, the sum of the numbers in each column will be larger than the total number of people tested.**

Reporting lab	Inconclusive	Negative	Positive	Percent positive	Total
MAYO CLINIC JACKSONVILLE			19	100%	19
AMERICAN ESOTERIC LABORATORIES		5	14	74%	19
LAB INTERMARKET FACILITY LAB		1	18	95%	19
REDITUS LABORATORIES			19	100%	19
GOOD SAMARITAN HOSPITAL LABORATORY		16	3	16%	19
SEVEN RIVERS REGIONAL MEDICAL CENTER		5	14	74%	19
FELICIDAD MEDICAL CENTER			19	100%	19
CROSSWINDS HEALTH AND REHABILITATION CENTER		19			19
KINDRED HOSPITAL MELBOURNE		19			19
TGH URGENT CARE - RIVERVIEW			19	100%	19
ARDEN COURTS OF WINTER SPRINGS		18	1	5%	19
ADVENT HEALTH PRIMARY CARE PLUS, WINTER GARDEN		15	4	21%	19
BETHUNE-COOKMAN UNIVERSITY		1	18	95%	19
INTERCOASTAL MEDICAL GROUP			19	100%	19
PREMISE HEALTH MIA			19	100%	19
THE COMMONWEALTH OF MASSACHUSETTS			19	100%	19
UNIVERSITY HOSPITAL		16	3	16%	19
GREENLEAF ALF		19			19
GRAND OAKS OF PALM CITY LLC	1	17	1	5%	19
INTEGRATED REGIONAL LABORATORIES - LARGO			19	100%	19
STEWART ROCKLEDGE HOSPITAL			19	100%	19
ISLAND URGENT CARE PLLC		19			19
MINUTECLINIC, LLC #08366		15	4	21%	19
MADISON COUNTY MEMORIAL HOSPITAL LABORATORY		14	5	26%	19
STONE WASH CLINICAL LABORATORIES		2	17	89%	19
Golfview Healthcare Center		19			19
MED HEALTH SERVICES		18	1	5%	19
WOLFF CTR FOR CHILD & ADOLESCENT HEALTH PLLC,THE		17	2	11%	19
VETERANS AFFAIRS MEDICAL CENTER - NEW YORK HARBOR		17	1	6%	18
ENGLEWOOD HOSPITAL AND MEDICAL CENTER		14	4	22%	18
RADIOLOGY ASSOCIATES OF VENICE AND ENGLEWOOD		17	1	6%	18
CLERMONT ADVENTHEALTH CENTRA CARE			18	100%	18
WATERCREST ST LUCIE WEST		17	1	6%	18
DAVID LAWRENCE CENTER		15	3	17%	18
WHITE WILSON MEDICAL CENTER PA - NAVARRE			18	100%	18
TPCA CLINICAL LABORATORIES		15	3	17%	18
MORTON PLANT			18	100%	18
TOTAL RENAL LABORATORIES INC		13	5	28%	18
MIAMI VA HEALTHCARE SYSTEM			18	100%	18
HARTFORD HOSPITAL ANCILLARY LAB		17	1	6%	18
JACKSON NORTH MEDICAL CENTER		2	16	89%	18
MADISON CORE LABORATORIES		17	1	6%	18
MINUTE CLINIC, LLC DBA MINUTECLINIC #4505		17	1	6%	18
JA POC MANUAL SUBSECTION		18			18
MAKO MEDICAL		14	4	22%	18
GREEN GABLES ASSISTED LIVING FACILITY		18			18
MOORINGS PARK OAKSTONE AT GREY OAKS		17	1	6%	18

# COVID-19: testing by laboratory

Data through Dec 12, 2020 verified as of Dec 13, 2020 at 09:25 AM

Data in this report are provisional and subject to change.

The numbers in the table below represent the number of Florida and non-Florida residents for whom test results were received by the Department of Health. A person can be tested by more than one laboratory and can have both positive and negative results. **Therefore, the sum of the numbers in each column will be larger than the total number of people tested.**

Reporting lab	Inconclusive	Negative	Positive	Percent positive	Total
FLORIDA COMMUNITY HEALTH CENTER OF ST. LUCIE		1	17	94%	18
Wiregrass Rehabilitation Center and Nursing Home		18			18
ST PETER'S BENDER LABORATORY		18			18
XPRESS WELLNESS URGENT CARE			18	100%	18
MARATHON HEALTH FOR LIFE		16	2	11%	18
TUKA PEDIATRICS		1	17	94%	18
SUSANNA WESLEY HEALTH CENTER		17	1	6%	18
BULLS HEAD URGENT CARE		18			18
SEA PINES REHABILITATION HOSPITAL		18			18
WILLOW BROOKE COURT AT AZALEA TRACE		18			18
OAK MANOR NURSING HOME		17	1	6%	18
ACCESS 365 URGENT CARE		7	11	61%	18
DEVELOPMENTAL DISABILITIES DEFENDANT PROGRAM		18			18
ADVENTHEALTH EXPRESS CARE AT WALGREENS 49TH STREET		13	5	28%	18
NOVANT HEALTH		14	4	22%	18
JEFFERSON K-12, A SOMERSET SCHOOL- CLINIC		16	2	11%	18
STEWART MEDICAL GROUP INC			18	100%	18
SOUTHWEST ORLANDO FAMILY MEDICINE, PL		12	6	33%	18
SOUTHSIDE HOSPITAL NORTHWELL HEALTH LABORATORY		17	1	6%	18
FLORIDA DEPARTMENT OF HEALTH IN LIBERTY COUNTY		14	4	22%	18
NIGHT LITE PEDIATRIC CENTER		10	8	44%	18
SARASOTA MEMORIAL NURSING & REHABILITATION CTR		18			18
WALK IN MEDICAL URGENT CARE		18			18
AMERICAN HOUSE SENIOR LIVING		18			18
AMMON ANALYTICAL LABORATORIES		15	2	12%	17
CARESPOT		1	16	94%	17
GOOD HEARTS COVID TESTING			17	100%	17
COLORADO DEPARTMENT OF HEALTH LABORATORY SERVICES DIVISION			17	100%	17
Coastal Health and Rehabilitation Center		16	1	6%	17
SOLARIS SENIOR LIVING OF MERRITT ISLAND		17			17
CONSOLIDATED LAB SERVICES		8	9	53%	17
COAST MED URGENT CARE		16	1	6%	17
WALGREEN EASTERN CO, INC		17			17
MINUTECLINIC LLC #4201		15	2	12%	17
DCH REGIONAL MEDICAL CENTER LABORATORY		16	1	6%	17
HAWTHORN HOUSE		15	2	12%	17
CAREMED INTERNAL MEDICINE			17	100%	17
STETSON UNIVERSITY STUDENT HEALTH CENTER		3	14	82%	17
RESEARCH CENTERS OF AMERICA, LLC		14	3	18%	17
RESIDENCE AT BAY VUE		17			17
ASCENSION ST VINCENT'S PRIMARY CARE			17	100%	17
NORTH FLORIDA PEDIATRICS - JACKSONVILLE		15	2	12%	17
UVMC MICROBIOLOGY		16	1	6%	17
HERNANDO COUNTY FIRE RESCUE DISTRICT		8	9	53%	17
UNIVERSITY MEDICAL CTR OF PRINCETON AT		17			17
Cleveland Clinic Laboratories		4	13	76%	17
RIVERHEAD URGENT CARE		17			17

# COVID-19: testing by laboratory

Data through Dec 12, 2020 verified as of Dec 13, 2020 at 09:25 AM

Data in this report are provisional and subject to change.

The numbers in the table below represent the number of Florida and non-Florida residents for whom test results were received by the Department of Health. A person can be tested by more than one laboratory and can have both positive and negative results. **Therefore, the sum of the numbers in each column will be larger than the total number of people tested.**

Reporting lab	Inconclusive	Negative	Positive	Percent positive	Total
ST. JUDES LABORATORIES		12	5	29%	17
VALENCIA HOUSE ALF		17			17
WINTER PARK FAMILY PRACTICE LLC		17			17
LONG TERM CARE OF GULF BREEZE LLC		17			17
Life Care Center at Inverrary		17			17
ALL FLORIDA FAMILY & SPORTS MEDICINE		15	1	6%	16
FLORIDA DEPARTMENT OF HEALTH IN TAYLOR COUNTY		13	3	19%	16
WINDERMERE MEDICAL CENTER		13	3	19%	16
BRISTOL AT TAMPA, THE		16			16
INTERNAL MEDICINE ASSOCIATES & SPECIALTIES INC		15	1	6%	16
HARBORCHASE OF WELLINGTON CROSSING		15	1	6%	16
FAST TRACK URGENT CARE CENTER - TYRONE			16	100%	16
SRMC AVALON		9	7	44%	16
MED PLUS FLORENCE		12	4	25%	16
RITECARE MEDICAL CENTER			16	100%	16
CHIPOLA MEDICAL ASSOCIATES		2	14	88%	16
STUART LODGE LIVING LLC		4	12	75%	16
FLAGLER HOSPITAL INC	2		14	88%	16
WHITE WILSON MEDICAL CENTER IMMEDIATE CARE			16	100%	16
SUNRISE URGENT CARE ASSOCIATES LLC D/B/A	1	9	6	38%	16
ESTATES MEDICAL CENTER		12	4	25%	16
HEALTH CENTRAL HOSPITAL			16	100%	16
URGENT CARE CLINIC OF LINCOLN		14	2	13%	16
COLONY CARE CENTER		8	8	50%	16
SAMFORD UNIVERSITY HEALTH SERVICES		15	1	6%	16
KINDRED HOSPITAL NORTH FLORIDA		14	2	13%	16
XERA MED RESEARCH			16	100%	16
NORTH PINELLAS CHILDRENS MEDICAL CENTER			16	100%	16
BRENTWOOD RETIREMENT COMMUNITY		14	2	13%	16
ASURANCE SCIENTIFIC LABORATORIES		16			16
ST ELIZABETH MEDICAL CENTER LABORATORY		15	1	6%	16
CARE CENTERS OF NASSAU		15	1	6%	16
HERNANDO ENDOSCOPY AND SURGERY CENTER		14	2	13%	16
WASHINGTON REHAB AND NURSING		16			16
URGENT CARE WEST CLINIC		14	2	13%	16
MILLENNIUM PHYSICIAN GRP LLC NAPLES PINE RIDGE			16	100%	16
LINCOLN MEDICAL AND MENTAL HEALTH CENTER		16			16
MAGNOLIA MEDICAL CLINIC		1	15	94%	16
EDWARD J HEALEY REHAB & NURSING CENTER		16			16
CONNECTDX		3	12	80%	15
CANTERFIELD OF CLAY COUNTY		15			15
FAMILY CARE CENTER OF ARLINGTON		10	5	33%	15
DALE MEDICAL CENTER		10	5	33%	15
HODGES CLUSTER		2	13	87%	15
MORTON PLANT HOSPITAL NURSING			15	100%	15
RENAISSANCE SENIOR LIVING		15			15
EASTLAKE PEDIATRICS - TRINITY		15			15



# COVID-19: testing by laboratory

Data through Dec 12, 2020 verified as of Dec 13, 2020 at 09:25 AM

Data in this report are provisional and subject to change.

The numbers in the table below represent the number of Florida and non-Florida residents for whom test results were received by the Department of Health. A person can be tested by more than one laboratory and can have both positive and negative results. **Therefore, the sum of the numbers in each column will be larger than the total number of people tested.**

Reporting lab	Inconclusive	Negative	Positive	Percent positive	Total
COLONY CLUB ALF,THE		15			15
KEY WEST MEDICAL CENTER	1	14			15
PINES NURSING HOME		14	1	7%	15
UM MILLER SCHOOL OF MEDICINE			15	100%	15
ANDALUSIA HEALTH		7	8	53%	15
HOSPICE OF ST FRANCIS INC□		14	1	7%	15
NOVANT HEALTH GOHEALTH URGENT CARE-HARRISBURG		8	7	47%	15
BOZEMAN HEALTH DEACONESS HOSPITAL		12	3	20%	15
ALL PEDIATRIC CARE			15	100%	15
ADVENT HEALTH CENTRA CARE - LAKE BUENA VISTA			15	100%	15
JOHNS HOPKINS CHILDREN'S HOSPITAL			15	100%	15
PRIME CARE ONE LLC/HARBORCHASE OF VENICE			15	100%	15
HOLLEY-NAVARRE MEDICAL CLINIC		5	10	67%	15
HARMONY HEALTH OPCO, LLC		15			15
BONIFAY NURSING AND REHAB CENTER			15	100%	15
ORLANDO HEALTH		2	13	87%	15
DIATHERIX		13	2	13%	15
FLORIDA DEPARTMENT OF HEALTH IN CALHOUN COUNTY		11	4	27%	15
SPEARHEAD MEDICAL			15	100%	15
TELEVISIT MALABAR PEDIATRICS		5	10	67%	15
JACOBI MEDICAL CENTER		15			15
ADVENT HEALTH - ZEPHYRHILLS			15	100%	15
CHILDREN'S MEDICAL CENTER			15	100%	15
FLAGLER HOSPITAL LABORATORY		2	13	87%	15
SINAI HOSPITAL OF BALTIMORE		15			15
ST CATHERINE OF SIENA HOSPITAL		14	1	7%	15
BROOKWOOD BAPTIST MEDICAL CENTER		14	1	7%	15
UAH STUDENT HEALTH CENTER		10	5	33%	15
LAKE WALES OPERATING GROUP LLC		14	1	7%	15
MILTON 4707		15			15
BRIDGEVIEW CENTER LLC□		12	3	20%	15
ERIC C MARSHAL MD, PC DBA MINUTECLINIC		14	1	7%	15
NORTH CENTRAL BRONX HOSPITAL		14	1	7%	15
FLORIDA HEART & VASCULAR MULTISPECIALTY GROUP PA		12	3	20%	15
HOSPICE OF MARTIN & ST LUCIE, INC		14			14
GLEN COVE HOSPITAL		14			14
EMERGENCY PHYSICIANS MEDICAL CENTER LLC		6	8	57%	14
TALLAHASSEE DEVELOPMENTAL CENTER□		14			14
CRUCIAL CARE		8	6	43%	14
WALGREENS COVID-19		13	1	7%	14
HELIX DIAGNOSTICS			14	100%	14
THE CANOPY AT HARPER LAKE	1		13	93%	14
PALMETTO PEDIATRICS			14	100%	14
NEW YORK PRESBYTERIAN - ALLEN HOSPITAL		14			14
OKEECHOBEE HEALTHCARE FACILITY			14	100%	14
CVS			14	100%	14
MINUTECLINIC LLC #4458		10	4	29%	14

# COVID-19: testing by laboratory

Data through Dec 12, 2020 verified as of Dec 13, 2020 at 09:25 AM

Data in this report are provisional and subject to change.

The numbers in the table below represent the number of Florida and non-Florida residents for whom test results were received by the Department of Health. A person can be tested by more than one laboratory and can have both positive and negative results. **Therefore, the sum of the numbers in each column will be larger than the total number of people tested.**

Reporting lab	Inconclusive	Negative	Positive	Percent positive	Total
FINLAY C. LABORATORY		3	11	79%	14
FAMILY CARE CYPRESS CREEK		1	13	93%	14
EPIPHANY HEALTH		8	6	43%	14
CARESPOT OF NOCATEE			14	100%	14
MEDEMERGE		13	1	7%	14
ADVANCED URGENT CARE		12	2	14%	14
HEALTHFIRST ADVENT HEALTH CENTRA CARE COCOA BEACH			14	100%	14
LIFE CARE CENTER OF JACKSONVILLE□			14	100%	14
HORIZON ALF		14			14
POLK CHD BARTOW		13	1	7%	14
INNOVATION CLINICAL TRIALS, INC			14	100%	14
ASTORIA HEALTH AND REHABILITATION CENTER		13	1	7%	14
NORTHWESTERN MEMORIAL HOSPITAL			14	100%	14
MINUTECLINIC, LLC #4015		13	1	7%	14
BONIFAY NURSING AND REHABILITATION CENTER			14	100%	14
GRAND VILLA OF ST. PETERSBURG		12	2	14%	14
SIGNATURE HEALTHCARE OF ORANGE PARK		14			14
AURORA DIAGNOSTICS		3	11	79%	14
MINUTECLINIC LLC #3814		12	2	14%	14
BOCA SIMON		2	12	86%	14
EMERALD COAST BEHAVIORAL HOSPITAL		14			14
LAKE GIBSON VILLAGE, LLC		14			14
BROWARD HEALTH IMPERIAL POINT NURSING			14	100%	14
CENTRAL FLORIDA PEDIATRICS		5	9	64%	14
FLORIDA HEALTH CARE PLANS INC		1	13	93%	14
BENTON HOUSE OF PORT ORANGE		8	6	43%	14
HARMONY CLINIC		1	13	93%	14
BRANDON COMMUNITY HEALTH CENTER		7	7	50%	14
ALAN L MELOTEK MD		14			14
HUNT CLUB MEDICAL		12	2	14%	14
HOLY NAME HOSPITAL LABORATORY		13	1	7%	14
ERDOX		13	1	7%	14
LONG BEACH URGENT CARE		13			13
FLORIDA STATE HOSPITAL			13	100%	13
DYNAMIC DNA LAB		1	12	92%	13
PROFESSIONAL PEDIATRICS		12	1	8%	13
UNIVERSITY LAB			13	100%	13
JUST FOR KIDS PEDIATRICS		5	8	62%	13
VILLA OF KINGS AND QUEENS OF DELRAY		13			13
IN-OFFICE LAB		12	1	8%	13
DESOTO PALMS ALF		13			13
SHORE MEMORIAL HOSPITAL		12	1	8%	13
MERCY MEDICAL URGENT CARE CENTER INC		2	11	85%	13
CLINICAL LABORATORY SERVICES			13	100%	13
MINUTECLINIC LLC		10	3	23%	13
ESCAMBIA COMMUNITY CLINIC		2	11	85%	13
OSCEOLA ALF OPERATOR, LLC DBA□		13			13

# COVID-19: testing by laboratory

Data through Dec 12, 2020 verified as of Dec 13, 2020 at 09:25 AM

Data in this report are provisional and subject to change.

The numbers in the table below represent the number of Florida and non-Florida residents for whom test results were received by the Department of Health. A person can be tested by more than one laboratory and can have both positive and negative results. **Therefore, the sum of the numbers in each column will be larger than the total number of people tested.**

Reporting lab	Inconclusive	Negative	Positive	Percent positive	Total
OPIS ISLAND LAKE CENTER		13			13
FUNGAL REFERENCE LABORATORY		12	1	8%	13
PARKWEST MEDICAL CENTER		11	2	15%	13
NO NAME		8	5	38%	13
Sunnyside Care Center		13			13
PORT SAINT LUCIE HOSPITAL		13			13
CLEVELAND CLINIC			13	100%	13
HEALTH MED CENTERS		13			13
HARBOUR ISLAND PEDIATRICS		9	4	31%	13
REGENCY SQUARE MALL - SEARS		2	11	85%	13
BROOKLYN HOSPITAL CENTER DOWNTOWN CAMPUS		13			13
WELLINGTON FAMILY PRACTICE		13			13
COUNTY OF LOS ANGELES			13	100%	13
MEDEXPRESS - BLOOMIN BRANDS		4	9	69%	13
FORT WALTON BEACH DEVELOPMENTAL CENTER		12	1	8%	13
FORT SANDERS REGIONAL LABORATORY		13			13
SOUTHEAST FAMILY HEALTHCARE CENTER			13	100%	13
GENERAL INTERNAL MEDICINE MEDICAL CTR CLINIC		9	4	31%	13
PRIMECARE OF DOTHAN-DALEVILLE CLINIC		11	2	15%	13
CINNAMON COVE ALF		13			13
VPA PC LAB		12			12
REGENEXX TAMPA BAY		11	1	8%	12
BAPTIST MEDICAL CENTER EAST		9	3	25%	12
JESSIE TRICE COMMUNITY HEALTH SYSTEM, INC			12	100%	12
MERIDIAN AT WATERWAYS, THE		10	2	17%	12
CALADIUM PEDIATRICS		11	1	8%	12
BETHESDA HEALTH PHYSICIAN GROUP INC			12	100%	12
WEINBERG VILLAGE		12			12
MINUTECLINIC LLC #1815		10	2	17%	12
MCWHORTER SCHOOL OF PHARMACY		12			12
FLORIDA DEPARTMENT OF HEALTH IN HILLSBOROUGH COUNTY			12	100%	12
PROMEDICA LABORATORIES		11	1	8%	12
Cross Care Center			12	100%	12
NOBLE SENIOR LIVING		3	9	75%	12
CANTON-POTSDAM HOSPITAL LABORATORY		12			12
MI2297090CV HOLLAND-23D2189684		12			12
TOTTENVILLE CIRCLE URGENT CARE		12			12
WASHINGTON COUNTY HEALTH DEPARTMENT		6	6	50%	12
LONG ISLAND JEWISH VALLEY STREAM		12			12
WALGREEN		4	8	67%	12
MOBILE DOC FL, LLC		11	1	8%	12
IREPERTOIRE_MOL_LAB		12			12
MELBOURNE FAMILY PRACTICE		11	1	8%	12
FLORIDA DEPT OF HEALTH		4	8	67%	12
VERITAS RESEARCH CORP			12	100%	12
LEON CHD		12			12
FLORIDA DEPARMENT OF HEALTH CLAY COUNTY			12	100%	12

# COVID-19: testing by laboratory

Data through Dec 12, 2020 verified as of Dec 13, 2020 at 09:25 AM

Data in this report are provisional and subject to change.

The numbers in the table below represent the number of Florida and non-Florida residents for whom test results were received by the Department of Health. A person can be tested by more than one laboratory and can have both positive and negative results. **Therefore, the sum of the numbers in each column will be larger than the total number of people tested.**

Reporting lab	Inconclusive	Negative	Positive	Percent positive	Total
APPLE DIAGNOSTICS LAB		5	7	58%	12
SHELBY COUNTY HEALTH CARE CORPORATION		9	3	25%	12
SPRING MANOR ASSISTED LIVING		12			12
Consulate Health Care of Jacksonville			12	100%	12
GLEN OAKS HEALTH AND REHABILITATION CENTER			12	100%	12
DEPT OF VA MEDICAL CENTER - BAY PINES			12	100%	12
NEMOURS CHILDREN'S URGENT CARE, ORLANDO - WATERFORD LAKES			12	100%	12
ST VINCENT'S EAST		11	1	8%	12
NEW YORK METHODIST HOSPITAL		12			12
HUDSON VALLEY HOSPITAL CENTER LABORATORY		11	1	8%	12
MINUTECLINIC LLC #3654		10	2	17%	12
ORANGE REGIONAL MEDICAL CENTER LABORATORY		10	2	17%	12
MORRIS PARK URGENT CARE		9	3	25%	12
PONCE PLAZA NURSING & REHAB CENTER		2	10	83%	12
MAITLAND PRIMARY CARE		9	3	25%	12
PRINCETON VILLAGE		9	3	25%	12
MARTHA'S HOUSE & ASSISTED LIVING FACILITY		12			12
BROWARD DIALYSIS			12	100%	12
SUMMIT MEDICAL GROUP - 75 E NORTHFIELD		10	2	17%	12
PREMIER MEDICAL ASSOCIATES ALL FLORIDA LLC		12			12
NEWYORK-PRESBYTERIAN/ LAWRENCE HOSPITAL LABORATORY		11	1	8%	12
CARDIOLOGY AND MEDICINE ASSOCIATES INC		12			12
NAPLES GREEN VILLAGE		12			12
LIFE CARE OF PORT SAINT LUCIE		3	9	75%	12
WINTER PARK CARE AND REHABILITATION			11	100%	11
UNIVERSITY CENTRA CARE		10	1	9%	11
QUOTIENT SCIENCES LABS LLC			11	100%	11
COLORADO DEPARTMENT OF PUBLIC HEALTH AND ENVIRONMENT			11	100%	11
MINUTECLINIC LLC #4612		10	1	9%	11
MAINSTREET FAMILY SELECT		1	10	91%	11
COASTAL INTERNAL MEDICINE		9	2	18%	11
JOSEPH SCHENKER MD PC DBA CENTERS URGENT		9	2	18%	11
SUNCOAST URGENT CARE			11	100%	11
CSL PLASMA INC		2	9	82%	11
BLISS HEALTHCARE SERVICES			11	100%	11
CORE LABORATORY		1	10	91%	11
CLERMONT URGENT CARE			11	100%	11
EPIC REFERENCE LABS INC			11	100%	11
BAY PINES MEDICAL ASSOCIATES		1	10	91%	11
PALMS MEDICAL GROUP - LAKE CITY WEST		3	8	73%	11
North Lake Care Center		11			11
SHELBY BAPTIST MEDICAL CENTER		6	5	45%	11
MINUTECLINIC LLC #3003		11			11
WEST BROWARD CARE CENTER		10	1	9%	11
CARE FAST MURABELLA		7	4	36%	11
AIM LABORATORIES			11	100%	11
ST JOSEPH HOSPITAL		10	1	9%	11

# COVID-19: testing by laboratory

Data through Dec 12, 2020 verified as of Dec 13, 2020 at 09:25 AM

Data in this report are provisional and subject to change.

The numbers in the table below represent the number of Florida and non-Florida residents for whom test results were received by the Department of Health. A person can be tested by more than one laboratory and can have both positive and negative results. **Therefore, the sum of the numbers in each column will be larger than the total number of people tested.**

Reporting lab	Inconclusive	Negative	Positive	Percent positive	Total
FAST TRACK URGENT CARE CENTER - DOWNTOWN			11	100%	11
BRYAN WHITFIELD MEMORIAL HOSPITAL		7	4	36%	11
TROPICANA		5	6	55%	11
MASSACHUSETTS GENERAL HOSPITAL		1	10	91%	11
THE TERRACE OF SAINT CLOUD		9	2	18%	11
Belleair Healthcare Center		7	4	36%	11
LAB UNKNOWN			11	100%	11
INN AT LAKE SEMINOLE SQUARE, THE		11			11
INSTITUTE OF PATHOLOGY KINGS COUNTY		11			11
DMH STEINHATCHEE FAMILY MEDICINE		8	3	27%	11
ROADS PEDIATRICS,LLC		10	1	9%	11
LEHIGH VALLEY HOSPITAL		3	8	73%	11
PROHEALTH CARE ASSOCIATES MOBILE		9	2	18%	11
SONATA COCONUT CREEK		8	3	27%	11
FHCP-PORT ORANGE		3	8	73%	11
SUMMIT ATLANTIC SURGERY CENTER		11			11
MINUTECLINIC DIAGNOSTICS MEDICAL GROUP		11			11
MINUTECLINIC LLC #7973		10	1	9%	11
TREASURE COAST URGENT CARE			11	100%	11
SOLARIS HEALTHCARE BAYONET POINT		10	1	9%	11
NIGHT LITE PEDIATRICS CENTER, LLC		1	10	91%	11
EAR NOSE & THROAT ASSOCIATES OF MANATEE PA		11			11
HEALTHCARE NOW			11	100%	11
ROBERT WOOD JOHNSON UNIVERSITY HOSP		9	2	18%	11
ADVENT HEALTH - CARROLLWOOD		3	8	73%	11
PALM BEACH PATHOLOGY		9	2	18%	11
KRYSTAL BAY NURSING AND REHABILITATION		8	3	27%	11
BVL PEDIATRICS		11			11
PRATTVILLE BAPTIST HOSPITAL		9	2	18%	11
STATEN ISLAND UNIVERSITY HOSPITAL		11			11
ROCKLEDGE		1	9	90%	10
MACKOUL PEDIATRICS FORT MYERS			10	100%	10
INTERMOUNTAIN CENTRAL LAB		1	9	90%	10
MARQUES PEDIATRICS			10	100%	10
ROSLYN URGENT CARE		10			10
MHHS All Lab Subsection		10			10
LUCID DIAGNOSTICS LABS			10	100%	10
PINELLAS COUNTY HEALTH DEPARTMENT		2	8	80%	10
UMHC/SYLVESTER AT KENDALL		1	9	90%	10
ODYSSEY HEALTHCARE OF MARION COUNTY, LLC		10			10
CAPE CORAL HOSPITAL ABG LABORATORY		4	6	60%	10
SYNIVERSE WELLNESS CENTER		8	2	20%	10
ARDEN COURTS OF FORT MYERS		10			10
ALABAMA CLINICS		3	7	70%	10
ARNOT OGDEN MEDICAL CENTER LABORATORY		10			10
MEDICAL LABORATORY DIAGNOSTICS			10	100%	10
NEW JERSEY DEPARTMENT OF HEALTH COMMUNICABLE DISEASE SERVICE		3	7	70%	10



# COVID-19: testing by laboratory

Data through Dec 12, 2020 verified as of Dec 13, 2020 at 09:25 AM

Data in this report are provisional and subject to change.

The numbers in the table below represent the number of Florida and non-Florida residents for whom test results were received by the Department of Health. A person can be tested by more than one laboratory and can have both positive and negative results. **Therefore, the sum of the numbers in each column will be larger than the total number of people tested.**

Reporting lab	Inconclusive	Negative	Positive	Percent positive	Total
NORTHERN WESTCHESTER HOSPITAL LABORATORY		8	2	20%	10
WATSON HEALTHCARE		7	3	30%	10
BAPTIST PRIMARY CARE PONTE VEDRA		6	4	40%	10
GENESIS DERMATOLOGY		8	2	20%	10
COMMUNITY HEALTH CENTER		2	8	80%	10
EASTERN SHORE URGENT CARE		7	3	30%	10
PHELPS HOSPITAL LABORATORY		10			10
NAPHCARE, INC.			10	100%	10
NORTH OKALOOSA PHYSICIAN GROUP		10			10
MENORAH HOUSE		9	1	10%	10
CREATIVE TESTING SOLUTIONS		3	7	70%	10
MINUTECLINIC LLC # 3930		6	4	40%	10
GENESIS		7	3	30%	10
EMERALD COAST HOSPICE - CRESTVIEW		10			10
FLORIDA HOSPITAL WINTER GARDEN		9	1	10%	10
BLOUNT MEMORIAL HOSPITAL		9	1	10%	10
ARTHREX MEDICAL CENTER		5	5	50%	10
GLEN OAKS URGENT CARE		10			10
GADSDEN REGIONAL MEDICAL CENTER		10			10
ADVENT HEALTH - KISSIMMEE		1	9	90%	10
LYSTER ACH FT RUCKER AL		9	1	10%	10
REDMED CLINIC OF ARLINGTON		9	1	10%	10
AMBRY GENETICS CORPORATION		10			10
MONTEFIORE ST LUKE'S CORNWALL HOSPITAL		8	2	20%	10
HIALEAH HOSPITAL RESPIRATORY DEPT			10	100%	10
ACADIAN DIAGNOSTIC LABORATORIES		8	2	20%	10
Z UROLOGY		10			10
INTERNAL MEDICINE ASSOCIATES PA		9	1	10%	10
WIREGRASS CLINIC LLC		8	2	20%	10
CBC LAB		3	7	70%	10
BEAUMONT LABORATORY			10	100%	10
AVANTE ST CLOUD		7	3	30%	10
BASSETTI & ASSOCIATES, MD, PA			10	100%	10
MORTON PLANT MEASE			10	100%	10
BELLEVUE HOSPITAL CENTER DEPARTMENT		10			10
BROWARD HEALTH CARE			10	100%	10
LAKE NONA MEDICAL SERVICES		3	7	70%	10
UR CARE FAMILY AND SPORTS MEDICINE			10	100%	10
MEDEX REGIONAL LABORATORIES LLC		1	9	90%	10
HCR MANORCARE		10			10
COVANCE CENTRAL LABORATORY			10	100%	10
MINUTECLINIC LLC #8381		10			10
GRACE MEDICAL HOME		8	2	20%	10
BAPTIST MEMORIAL HEALTH CARE		9	1	10%	10
SOUTHEASTERN LABORATORY			10	100%	10
OHIO STATE UNIVERSITY MEDICAL CENTER			10	100%	10
LAKE BALDWIN CBOC		9	1	10%	10

# COVID-19: testing by laboratory

Data through Dec 12, 2020 verified as of Dec 13, 2020 at 09:25 AM

Data in this report are provisional and subject to change.

The numbers in the table below represent the number of Florida and non-Florida residents for whom test results were received by the Department of Health. A person can be tested by more than one laboratory and can have both positive and negative results. **Therefore, the sum of the numbers in each column will be larger than the total number of people tested.**

Reporting lab	Inconclusive	Negative	Positive	Percent positive	Total
EMERALD COAST PEDIATRICS			10	100%	10
MINUTECLINIC DIAGNOSTIC OF RHODE ISLAND, LLC #590		10			10
LAKE MARY KIDS CENTRA CARE			10	100%	10
APPALACHIAN REGIONAL HEALTHCARE SYSTEM		10			10
PUBLIC SQUARE PHARMACY LLC		9	1	10%	10
BOND CLINIC DR ELDEEB		1	8	89%	9
SAN JOSE SENIOR CARE LLC		6	3	33%	9
GROWING TOGETHER PEDIATRICS, LLC		8	1	11%	9
Hialeah Nursing And Rehabilitation Center		6	3	33%	9
FAMILY AND INTERNAL MEDICINE AT AVALON PARK		7	2	22%	9
LAKE NONA MEDICAL SERVICE LLC		9			9
BOCA RATON REGIONAL HOSPITAL LAB			9	100%	9
RESOLVE MOLECULAR DIAGNOSTICS		9			9
MOLECULAR PATHOLOGY LABORATORY			9	100%	9
Maury Regional Hospital		6	3	33%	9
KIVA AT CANTERBURY			9	100%	9
CHILDREN'S HEALTH CENTER INC.		7	2	22%	9
TOTAL ACCESS URGENT CARE			9	100%	9
MAGNOLIA PEDIATRICS		2	7	78%	9
FIRST CHOICE PEDIATRICS WINTER SPRINGS		9			9
MOUNT DORA PEDIATRICS		8	1	11%	9
ADVENT HEALTH - WINTER HAVEN		5	4	44%	9
PLYMOUTH HARBOR INCORPORATED		9			9
RIVERSIDE MEDICAL GROUP		8	1	11%	9
UNIVERSITY HOSPITAL UC HEALTH		6	3	33%	9
BIOREFERENCE LABORATORIES INC		3	6	67%	9
ANY LAB TEST NOW INC			9	100%	9
MID-FLORIDA PATHOLOGY, LLC		9			9
UC HEALTH UNIVERSITY HOSPITAL		8	1	11%	9
MEDEXPRESS URGENT CARE - BLOOMINGTON		9			9
NEUROINTERNATIONAL SARASOTA		8	1	11%	9
PRECISION GENETICS			9	100%	9
PANCARE HEALTH - BONIFAY K-8			9	100%	9
MARKET STREET VIERA		9			9
UNAVAILABLE/UNKNOWN/NO INFORMATION FOUND			9	100%	9
LAKE PLACID HEALTH AND REHABILITATION			9	100%	9
PEDIATRIC HEALTH CARE ALLIANCE			9	100%	9
APOLLO HEALTH & REHABILITATION		4	5	56%	9
TOWERS HOME CARE☐		9			9
TMH PHYSICIAN PARTNERS - MONTICELLO		8	1	11%	9
MARIANNA HEALTH AND REHABILITATION CENTER		9			9
CHEMISYS LABORATORIES		1	8	89%	9
SAMARITAN MEDICAL CENTER		9			9
CARE ONE OF FLORIDA		7	2	22%	9
GCPM MANUAL MICROBIOLOGY		1	8	89%	9
LPG PEDIATRICS AT PAGE FIELD		9			9
THE TRADITION OF THE PALM BEACHES		9			9

# COVID-19: testing by laboratory

Data through Dec 12, 2020 verified as of Dec 13, 2020 at 09:25 AM

Data in this report are provisional and subject to change.

The numbers in the table below represent the number of Florida and non-Florida residents for whom test results were received by the Department of Health. A person can be tested by more than one laboratory and can have both positive and negative results. **Therefore, the sum of the numbers in each column will be larger than the total number of people tested.**

Reporting lab	Inconclusive	Negative	Positive	Percent positive	Total
BAYONET POINT HOSPITAL			9	100%	9
FLUSHING HOSPITAL MEDICAL CENTER		7	2	22%	9
COASTAL SKIN SURGERY AND DERMATOLOGY		6	3	33%	9
MINUTECLINIC, LLC, DBA MINUTECLINIC #2544		8	1	11%	9
INNOVATIVE RESEARCH OF WEST FLORIDA		7	2	22%	9
PROFESSIONAL URGENT CARE SERVICES		7	2	22%	9
NORTHBROOK CENTER FOR☐		8	1	11%	9
RAINBOW PEDIATRIC CENTER		2	7	78%	9
MIDMICHIGAN MEDICAL CENTER			9	100%	9
PARROTT MEDICAL CLINIC			9	100%	9
ORANGE BLOSSOM FAMILY HEALTH		6	3	33%	9
WELLMED AT SOUTH PARSONS		8	1	11%	9
BUREAU OF PUBLIC HEALTH		1	8	89%	9
OMNI			9	100%	9
ADVANCED EMURGENT CARE		5	4	44%	9
CAREHERE- LCS LEESBURG			9	100%	9
ANTHEM LAKES LLC		9			9
MCW MENTAL HEALTH LLC		9			9
MD PLUS URGENT CARE, LLC			9	100%	9
MAIMONIDES-SHALOM ACADEMY, INC		8	1	11%	9
VILLAGE PLACE HEALTH AND REHAB		9			9
MERCY MEDICAL CENTER		3	6	67%	9
HOWARD BEACH URGENT CARE		9			9
CARENOW URGENT CARE-MT JULIET		8	1	11%	9
ADVENTHEALTH MEDICAL GROUP CARE CLINIC AT		7	2	22%	9
SOUTHEASTERN OUTPATIENT SURGERY CENTER		9			9
MICHIGAN DEPARTMENT OF HEALTH AND HUMAN SERVICES			9	100%	9
CYPRESS POINT LIVING, LLC		7	2	22%	9
MINUTE CLINIC DIAGNOSTIC OF VIRGINIA		5	3	38%	8
CAREATC			8	100%	8
GENEUS DIAGNOSTICS			8	100%	8
EXECUTIVE MEDICAL SERVICES		8			8
MINUTECLINIC LLC #4024		7	1	13%	8
ALLINA HEALTH - ABBOTT NORTHWESTERN HOSPITAL		5	3	38%	8
NORTHWEST FLORIDA SLEEP			8	100%	8
MINUTECLINIC DIAGNOSTIC OF TEXAS, LLC		8			8
ORMOND BEACH CENTRA CARE			8	100%	8
MINUTECLINIC MINUTECLINIC #8746		8			8
BRIDGEWAY HEALTH CLINICS INC			8	100%	8
JX REF LAB			8	100%	8
ST ANTHONYS REHABILITATION HOSPITAL		7	1	13%	8
LIFE CARE CENTER OF PORT ST. LUCIE		5	3	38%	8
FHCP-ORANGE CITY			8	100%	8
MICHIGAN DEPARTMENT OF COMMUNITY HEALTH		1	7	88%	8
BIOTECH CLINICAL LABORATORIES, INC.		1	7	88%	8
THE WOLFF CENTER FOR CHILD & ADOLESCENT HEALTH			8	100%	8
WESTCHESTER GENERAL HOSPITAL BLOOD GAS LAB			8	100%	8

# COVID-19: testing by laboratory

Data through Dec 12, 2020 verified as of Dec 13, 2020 at 09:25 AM

Data in this report are provisional and subject to change.

The numbers in the table below represent the number of Florida and non-Florida residents for whom test results were received by the Department of Health. A person can be tested by more than one laboratory and can have both positive and negative results. **Therefore, the sum of the numbers in each column will be larger than the total number of people tested.**

Reporting lab	Inconclusive	Negative	Positive	Percent positive	Total
LIFE CARE CITRUS COUNTY			8	100%	8
ROBERT WOOD JOHNSON HOSPITAL		7	1	13%	8
METHODIST MEDICAL CENTER		6	2	25%	8
HOLY NAME MEDICAL CENTER	1	6	1	13%	8
GOLISANO CHILDREN'S HOSPITAL OF SOUTHWEST FLORIDA		6	2	25%	8
FAMILY HEALTH CENTER			8	100%	8
PATEL MEDICAL VENTURES		7	1	13%	8
RICHMOND UNIVERSITY MEDICAL CENTER		7	1	13%	8
MOSOLF PEDIATRICS			8	100%	8
DOCTOR'S IN HOUSE LAB			8	100%	8
MINUTECLINIC LLC #1067		6	2	25%	8
TEXAS DEPARTMENT OF STATE HEALTH SERVICES		2	6	75%	8
UNIVERSITY MEDICAL CENTER		8			8
HUNTINGTON VILLAGE URGENT CARE		8			8
MD NOW MEDICAL CENTERS INC			8	100%	8
ST. JOSEPH HOSPITAL AND HEALTH CARE INC.			8	100%	8
MINUTECLINIC DIAGNOSTIC		8			8
MINUTECLNIC LLC		7	1	13%	8
MEADOWCREST MOLECULAR DIAGNOSTICS, LLC			8	100%	8
MD BEAUTY LABS, PA		8			8
TRINITY MEDICAL ASSOCIATES LLC			8	100%	8
WACO HHSSURGEWACO	1	6	1	13%	8
X-GENE MOLECULAR LABS		1	7	88%	8
CARENOW URGENT CARE - EAST NASHVILLE		7	1	13%	8
MEDEXPRESS URGENT CARE PARKERSBURG		7	1	13%	8
SUMTER PEDIATRICS		8			8
ALACHUA COUNTY HEALTH DEPARTMENT		1	7	88%	8
KINDRED HOSPITAL - SOUTH FLORIDA		8			8
CVS MINUTE CLINIC DIAGNOSTIC OF NORTH CAROL		8			8
CIAN DIAGNOSTICS			8	100%	8
VETERAN AFFAIRS MEDICAL CENTER - JAMES J PETERS		6	2	25%	8
OCALA OAKS REHABILITATION CENTER		7	1	13%	8
ATLANTIC CONSOLIDATED LABORATORY		8			8
ADVENT HEALTH - FOUR CORNERS ER		8			8
OHIO CVS STORES, LLC DBA		8			8
BEAUMONT EMERGENCY CENTER			8	100%	8
NORTHSHORE UNIVERSITY HEALTHSYSTEM EVANSTON HOSPITAL LAB			8	100%	8
DOCTOR'S IN-HOUSE LAB/COMMUNITY HEALTH CENTERS OF PINELLAS – CLEARWATE			8	100%	8
PBC PREMIER FAMILY HEALTH			8	100%	8
EMERITUS AT NAPLES	1	7			8
BOND AND STEELE CLINIC, PA		6	2	25%	8
HEALTHMARK REGIONAL HOSPITAL LAB		4	4	50%	8
FOUNTAINVIEW BY FIVE STAR QUALITY CARE		7	1	13%	8
JFK MEDICAL CENTER NORTH LAB		1	7	88%	8
BAPTIST OUTPATIENT			8	100%	8
LABCORP BURLINGTON		1	7	88%	8
PRECISION HEALTH SOLUTIONS		2	6	75%	8

# COVID-19: testing by laboratory

Data through Dec 12, 2020 verified as of Dec 13, 2020 at 09:25 AM

Data in this report are provisional and subject to change.

The numbers in the table below represent the number of Florida and non-Florida residents for whom test results were received by the Department of Health. A person can be tested by more than one laboratory and can have both positive and negative results. **Therefore, the sum of the numbers in each column will be larger than the total number of people tested.**

Reporting lab	Inconclusive	Negative	Positive	Percent positive	Total
STATEN ISLAND UNIVERSITY HOSPITAL SEGUINE AVE		8			8
ONEIDA HEALTHCARE CENTER		8			8
OPTUMCARE FLORIDA LLC		1	7	88%	8
INTERNAL MEDICINE ASSOCIATES OF JACKSON HOSPITAL			8	100%	8
BARTON PARKER OD PC		8			8
NORTH FLORIDA MEDICAL CENTER		6	2	25%	8
BENDERSON FAMILY SKILLED NURSING AND □		8			8
COLLIER COUNTY HEALTH DEPT.		4	4	50%	8
GENE STREET LABORATORIES, LLC		6	2	25%	8
HARBORCHASE OF DR PHILLIPS		7	1	13%	8
NATURE COAST REGIONAL MEDICAL CENTER			8	100%	8
CVS MINUTE CLINIC, LLC		6	2	25%	8
SYLVESTER AT PLANTATION LABORATORY		7	1	13%	8
BARNETT PARK □			8	100%	8
REGENCY OAKS HEALTH CENTER		8			8
WHITE SANDS OUTPATIENT SERVICES (WSOP SERVICES LLC		8			8
DOLPHIN POINTE HEALTH CARE LLC		1	7	88%	8
SOUTHCOR LABORATORY		2	6	75%	8
RIVERWOOD HEALTH NH LLC		8			8
RAINBOW PEDIATRICS			8	100%	8
NCHD		3	5	63%	8
SAMARITAN HOSPITAL LABORATORY		7	1	13%	8
MID-HUDSON VALLEY DIVISION OF WESTCHESTER MEDICAL		8			8
HUNTINGTON STATION URGENT CARE		8			8
NOVANT HEALTH INPATIENT CARE		2	5	71%	7
MEDLABS DIAGNOSTICS		7			7
TRUE HEALTH		5	2	29%	7
JUPITER MEDICAL CENTER			7	100%	7
BAPTIST HEALTH			7	100%	7
COMPREHENSIVE CHILDCARE ASSOCIATES		5	2	29%	7
HOSPICE OF THE TREASURE COAST		6	1	14%	7
The Ponce Therapy Care Center		7			7
JOHNS HOPKINS MEDICAL LABORATORIES		1	6	86%	7
MINUTECLINIC DIAGNOSTIC OF PENNSYLVANI		7			7
CARROLL GARDENS URGENT CARE		7			7
VALLEY IMMEDIATE CARE		6	1	14%	7
STUART REHABILITATION AND HEALTHCARE		2	5	71%	7
DOCTORS CLINICAL LABORATORY, INC		5	2	29%	7
MINUTECLINIC LLC #3257		7			7
BAPTIST PEDIATRICS		6	1	14%	7
Rosewood Healthcare and Rehabilitation Center		5	2	29%	7
SOS MOBILE MEDICAL CARE LLC		7			7
VIRTUA VOORHEES HOSPITAL		5	2	29%	7
BLOCK NATION CHASE		4	3	43%	7
HEALTH NETWORK LABORATORIES		6	1	14%	7
ORANGE PARK PEDIATRIC ASSOCIATES		1	6	86%	7
Signature healthcare of Jacksonville		5	2	29%	7



# COVID-19: testing by laboratory

Data through Dec 12, 2020 verified as of Dec 13, 2020 at 09:25 AM

Data in this report are provisional and subject to change.

The numbers in the table below represent the number of Florida and non-Florida residents for whom test results were received by the Department of Health. A person can be tested by more than one laboratory and can have both positive and negative results. **Therefore, the sum of the numbers in each column will be larger than the total number of people tested.**

Reporting lab	Inconclusive	Negative	Positive	Percent positive	Total
PROFESSIONAL PARK PEDIATRICS PA			7	100%	7
WHOLE FAMILY HEALTH CENTER INC		2	5	71%	7
HEARTLAND PEDIATRICS OF LAKE PLACID			7	100%	7
LAKEVIEW HEALTH SYSTEMS			7	100%	7
ECLRS		2	5	71%	7
RIVER OAKS TREATMENT CENTER			7	100%	7
DIEGO FALLON MD PA		5	2	29%	7
LEPE'S HOUSE			7	100%	7
CENTER ONE SURGERY CENTER		6	1	14%	7
MINUTECLINIC, LLC #3245		5	2	29%	7
M&V SAN JOSE MEDICAL CENTER			7	100%	7
DEPARTMENT OF HEALTH- CITRUS COUNTY			7	100%	7
ORLANDO HEALTH PHYSICIAN ASSOCIATES		4	3	43%	7
COLLEGE POINT URGENT CARE		6	1	14%	7
ROBERT H JENKINS JR VETERANS' DOMICILIARY HOME OF		7			7
FLORIDA DIGESTIVE AND LIVER SPECIALIST		7			7
OAKMONTE VILLAGE		6	1	14%	7
DIAGNOSTIC CLINIC		6	1	14%	7
LYNMOORE,THE		7			7
MAGNOLIA FAMILY URGENT CARE		6	1	14%	7
BROOKDALE PANAMA CITY		6	1	14%	7
METROPOLITAN HOSPITAL CENTER		6	1	14%	7
PALMS REHABILITATION AND HEALTHCARE CENTER		5	2	29%	7
HOLY GARDEN ALF, INC.		7			7
KINDRED HOSPITAL-BAY AREA-ST PETERSBURG LAB		7			7
LAB UNKNOW		6	1	14%	7
GULF COAST MEDICAL GROUP		2	5	71%	7
CENTRAL FLORIDA PEDIATRIC URGENT CARE LLC		6	1	14%	7
SURGOINSVILLE PHARMACY		7			7
AUBURN COMMUNITY HOSPITAL		6	1	14%	7
CARENOW URGENT CARE-BRENTWOOD		5	2	29%	7
AVON PARK PEDIATRICS			7	100%	7
ALCOVE ASSISTED LIVING FACILITY		7			7
MONTEFIORE NYACK HOSPITAL AFFILIATED LABORATORY		7			7
SCHOOL OF PHARMACY AND PHARMACEUTICAL		7			7
ADVANCED DIAGNOSTIC LABORATORY			7	100%	7
FLORIDA ATLANTIC UNIVERSITY STUDENT HEALTH		2	5	71%	7
MINUTECLINIC LLC #3285		6	1	14%	7
UNIVERSITY OF WASHINGTON MEDICAL CENTER			7	100%	7
EMERGENCY MEDICAL CENTER		2	5	71%	7
HORIZON MEDICAL GROUP		6	1	14%	7
MIAMI CLINICAL RESEARCH CORP			7	100%	7
ARCHBOLD MEMORIAL HOSPITAL/LAB		3	4	57%	7
WEST		3	4	57%	7
OCOE PEDIATRICS		6	1	14%	7
HOSPICE OF THE EMERALD COAST INC - PANAMA CITY		7			7
DOCTOR'S IN-HOUSE LAB/COMMUNITY HEALTH CENTERS OF PINELLAS -PINELLAS P			7	100%	7

# COVID-19: testing by laboratory

Data through Dec 12, 2020 verified as of Dec 13, 2020 at 09:25 AM

Data in this report are provisional and subject to change.

The numbers in the table below represent the number of Florida and non-Florida residents for whom test results were received by the Department of Health. A person can be tested by more than one laboratory and can have both positive and negative results. **Therefore, the sum of the numbers in each column will be larger than the total number of people tested.**

Reporting lab	Inconclusive	Negative	Positive	Percent positive	Total
FLORIDA CLINICAL LAB			7	100%	7
VETERANS AFFAIRS MEDICAL CENTER - OUTPATIENT			7	100%	7
MINUTECLINIC LLC #1350		7			7
PEDIATRICS OF CENTRAL FLORIDA		5	2	29%	7
FLORIDA HOSPITAL KISSIMMEE		4	3	43%	7
THE TERRACE AT IVY ACRES ALF		6	1	14%	7
MINUTECLINIC, LLC #3204		6	1	14%	7
SOUTH COM HEALTH CLINIC, DEPT. OF THE ARMY		7			7
HEALTH CARE LABORATORY SERVICES		1	6	86%	7
PBC FOUND CARE INC			7	100%	7
GENTRY PARK ORLANDO ASSISTED LIVING		6	1	14%	7
NORTON HEALTHCARE			7	100%	7
DOH-TAMPA BRANCH LABORATORY (MLK BLVD)		3	4	57%	7
TRUE HEALTH DIAGNOSTICS		1	6	86%	7
FLORIDA HOSPITAL WINTER PARK		6	1	14%	7
Salerno Bay Health & Rehabilitation Center		6	1	14%	7
FLORIDA CENTER FOR DERMATOLOGY LABORATORY			7	100%	7
ISLAND LAKE CENTER		3	4	57%	7
Jupiter Medical Center Pavilion		6	1	14%	7
HEALTHWORKS MED GROUP OF FLORIDA PA		2	5	71%	7
SOUTH NASSAU COMMUNITIES HOSPITAL		5	2	29%	7
MINUTECLINIC LLC #5216		6	1	14%	7
ALACHUA			7	100%	7
OPIS COQUINA CENTER		7			7
NORTHWEST FLORIDA ENT, PA		3	4	57%	7
Ocoee Health Care Center		7			7
FIRST CHOICE PEDIATRICS INC		6	1	14%	7
AVENTURA HOSPITAL AND MEDICAL CENTER			7	100%	7
CORNERSTONE MEDICAL CARE OF BRANDON PL		6	1	14%	7
DORAL URGENT CARE			7	100%	7
WYOMING COUNTY COMMUNITY HOSPITAL LABORATORY		7			7
CARENOW URGENT CARE-MADISON		7			7
WELLMED AT PORT ST LUCIE WEST		6	1	14%	7
THE MARY IMOGENE BASSETT HOSPITAL		7			7
LEE COUNTY HEALTH DEPARTMENT		4	3	43%	7
QUE		4	3	43%	7
ALLEGRO - TAMPA	1	4	2	29%	7
BAYLOR GENETICS		5	2	29%	7
ADVENTHEALTH MEDICAL GROUP		7			7
BETH ISRAEL DEACONESS MEDICAL CENTER			6	100%	6
ARLINGTON OF NAPLES		6			6
BIOTECH			6	100%	6
LUMADOC HEALTH		4	2	33%	6
ILLINOIS DEPT OF PUBLIC HEALTH LAB - SPRINGFIELD			6	100%	6
DARDEN WELLNESS CENTER		5	1	17%	6
IRL MARKET LAB			6	100%	6
CAMPBELL URGENT CARE			6	100%	6

# COVID-19: testing by laboratory

Data through Dec 12, 2020 verified as of Dec 13, 2020 at 09:25 AM

Data in this report are provisional and subject to change.

The numbers in the table below represent the number of Florida and non-Florida residents for whom test results were received by the Department of Health. A person can be tested by more than one laboratory and can have both positive and negative results. **Therefore, the sum of the numbers in each column will be larger than the total number of people tested.**

Reporting lab	Inconclusive	Negative	Positive	Percent positive	Total
BAYCARE MEDICAL GROUP INC			6	100%	6
CARENOW URGENT CARE-SOUTHLAKE			6	100%	6
EXPRESS FAMILY CARE LLC			6	100%	6
ADVENTHEALTH EXPRESS CARE AT			6	100%	6
WATAUGA MEDICAL CENTER		4	2	33%	6
Surrey Place Healthcare and Rehabilitation		6			6
NEMOURS CHILDREN'S PRIMARY CARE VERO BEACH			6	100%	6
WILDLIGHT LAB			6	100%	6
DEBARY HEALTH AND REHABILITATION CENTER		6			6
NEW YORK PRESBYTERIAN - LOWER MANHATTAN		6			6
FLORIDA MEDICAL SPECIALISTS		2	4	67%	6
MID FLORIDA PATHOLOGY LLC		5	1	17%	6
LIFE'S SPECIAL MOMENTS INC		6			6
MICHELLE S PAGE MD PA		6			6
CAREWELL 301 - WARWICK			6	100%	6
ROWLETT MIDDLE ACADEMY		5	1	17%	6
PATHLINE			6	100%	6
PUBLIC HEALTH LAB		6			6
THOMAS JEFFERSON UNIVERSITY HOSPITAL		4	2	33%	6
MINUTECLINIC LLC #7225		5	1	17%	6
MINUTECLINIC DIAGNOSTIC OF NORTH CAROLINA PC		6			6
GENETIC TECHNOLOGICAL INNOVATIONS			6	100%	6
TIMBER CREEK PEDIATRICS		6			6
PENINSULA CARE AND REHABILITATION CENTER			6	100%	6
Northwell Lab		2	4	67%	6
BAYCARE ALLIANT HOSPITAL			6	100%	6
DOH JACKSONVILLE CENTRAL LABORATORY		3	3	50%	6
BRADENTON PHYSICIANS MEDICAL CENTER			6	100%	6
AARK LABORATORY		6			6
SONATA BOYNTON BEACH		5	1	17%	6
CAPE CORAL URGENT CARE		3	3	50%	6
BAYA URGENT CARE LLC		1	5	83%	6
PALMETTO HEALTH ALLIANCE		3	3	50%	6
UNILAB		2	4	67%	6
ROYAL CARE OF AVON PARK		5	1	17%	6
TENNESSEE DEPARTMENT OF HEALTH (TDH) - CENTRAL LABORATORY			6	100%	6
ST LUKES ROOSEVELT LABORATORY		6			6
EAR NOSE AND THROAT ASSOCIATES OF MANATEE, P.A.		6			6
MERCY HEALTH—MUSKEGON		5	1	17%	6
RIVERVIEW REGIONAL MEDICAL CENTER		6			6
CALHOUN COUNTY HEALTH DEPT		2	4	67%	6
NOT INDICATED		1	5	83%	6
ENIGMA DIAGNOSTIC, INC.			6	100%	6
SOUTH CAROLINA DEPARTMENT OF HEALTH			6	100%	6
LAWTON CHILES HEALTH CENTER		1	5	83%	6
LUXOR SCIENTIFIC LLC			6	100%	6
SONORA QUEST LABORATORIES			6	100%	6

# COVID-19: testing by laboratory

Data through Dec 12, 2020 verified as of Dec 13, 2020 at 09:25 AM

Data in this report are provisional and subject to change.

The numbers in the table below represent the number of Florida and non-Florida residents for whom test results were received by the Department of Health. A person can be tested by more than one laboratory and can have both positive and negative results. **Therefore, the sum of the numbers in each column will be larger than the total number of people tested.**

Reporting lab	Inconclusive	Negative	Positive	Percent positive	Total
JERSEY SHORE MEDICAL CENTER		6			6
CHILDRENS MEDICAL CENTER			6	100%	6
MONROE COUNTY HOSPITAL		4	2	33%	6
MC DIAGNOSTIC OF CONNECTICUT, PC #1960		6			6
CRESTVIEW URGENT CARE			6	100%	6
ALBIBI		1	5	83%	6
KINDRED HOSPITAL CENTRAL TAMPA BLOOD GAS		6			6
FLORIDA WOMAN CARE LABORATORY			6	100%	6
VETERANS AFFAIRS ORLANDO VA MEDICAL CENTER			6	100%	6
MISSOURI DEPARTMENT OF HEALTH AND SENIOR SERVICES			6	100%	6
CAPITAL HEALTH PLAN LABORATORIES			6	100%	6
MINUTECLINIC DIAGNOSTIC OF HAWAII LLC		6			6
MERCY COLLEGE HEALTH OFFICE		6			6
INTERNAL MEDICINE SPECIALIST		5	1	17%	6
CVS PHARMACY #8800		5	1	17%	6
BROOKDALE BRANDON		6			6
GRACE REHABILITATION CENTER OF VERO BEACH		4	2	33%	6
UNION CHD		6			6
PROHEALTH MED		1	5	83%	6
INN AT ASTON GARDENS AT PELICAN POINTE,THE		6			6
SAINT PETER'S UNIVERSITY HOSPITAL		6			6
PENN MEDICINE PRINCETON MEDICAL CENTER		6			6
ETHOS LABORATORIES		6			6
IU HEALTH PATHOLOGY		1	5	83%	6
ADVENTHEALTH MEDICAL GROUP FAMILY MEDICINE		6			6
THE VILLAGES REGIONAL HOSPITAL FREESTANDING		3	3	50%	6
PERSONAL PEDIATRICS PA		5	1	17%	6
MAINSTREET FAMILY CARE			6	100%	6
PATHGROUP LABS, LLC		4	2	33%	6
BOCA VIPEDIATRICS			6	100%	6
ISLAND COAST PEDIATRICS IN-HOUSE LAB		6			6
JACKSON CLINIC PA,THE		3	3	50%	6
PASSPORT HEALTH			6	100%	6
TAMIAMI LAB MILLENIUM			6	100%	6
TEXAS MEDCLINIC			6	100%	6
ST JOSEPH WOMENS HOSPITAL			5	100%	5
LAKEVIEW HEALTH CARE SYSTEMS		1	4	80%	5
PANCARE HEALTH - VERNON ELEMENTARY			5	100%	5
BROOKDALE CLERMONT			5	100%	5
CVS HEALTH, #3396		5			5
ROSS MEDICAL GROUP			5	100%	5
ASHTON PLACE		5			5
MEDEXPRESS URGENT CARE, MOON TOWNSHIP		5			5
SOUTHERN OCEAN MEDICAL CENTER		5			5
FLORIDA HOSPITAL LAKE MARY		5			5
FORT HAMILTON URGENT CARE		5			5
PEDIATRIC URGENT HEALTH CARE			5	100%	5

# COVID-19: testing by laboratory

Data through Dec 12, 2020 verified as of Dec 13, 2020 at 09:25 AM

Data in this report are provisional and subject to change.

The numbers in the table below represent the number of Florida and non-Florida residents for whom test results were received by the Department of Health. A person can be tested by more than one laboratory and can have both positive and negative results. **Therefore, the sum of the numbers in each column will be larger than the total number of people tested.**

Reporting lab	Inconclusive	Negative	Positive	Percent positive	Total
MINUTECLINIC DIAGNOSTIC OF PA, LLC (1036)		4	1	20%	5
PARRISH HEALTH CENTER		5			5
GUTHRIE MEDICAL GROUP LABORATORIES		5			5
GLEN FALLS HOSPITAL DEPARTMENT OF PATHOLOGY		5			5
XRL SXF REF LAB		5			5
NELSON BIOLOGICAL			5	100%	5
ORMOND MEDICAL ARTS		3	2	40%	5
GRAND VILLA OF ALTAMONTE SPRINGS			5	100%	5
COMMUNITY HEALTH OF SOUTH FLORIDA			5	100%	5
MOUNT SINAI BROOKLYN LABORATORY		4	1	20%	5
MEDEXPRESS URGENT CARE - TIMBERLAKE		5			5
PEDIATRICS OF CENTRAL FLORIDA – POINCIANA		3	2	40%	5
FLORIDA HOSPITAL APOPKA		4	1	20%	5
FREEDOM SQUARE NURSING CENTER□			5	100%	5
HILLSBOROUGH COUNTY HEALTH DEPARTMENT			5	100%	5
BROWARD COUNTY HEALTH DEPT.			5	100%	5
MEDICAL CENTER OF BLOUNTSTOWN			5	100%	5
WALTON PLACE		5			5
HEALTHPARK MEDICAL CENTER ABG LAB		5			5
MEADOWCREST FAMILY PHYSICIANS PA			5	100%	5
CVS MINUTE CLINIC DIAGNOSTIC MED GRP OF CA		5			5
WADSWORTH CENTER - DAVID AXELROD INSTITUTE		5			5
PEDIATRICS OF ALTAMONTE		5			5
FINLAY		1	4	80%	5
CARE HERE		1	4	80%	5
MIAMI BEACH COMMUNITY HEALTH CENTER INC			5	100%	5
MINIMALLY INVASIVE VASCULAR INC		5			5
MIAMI COMPREHENSIVE MEDICINE GROUP PA		4	1	20%	5
LABCORP UNSPECIFIED		5			5
MAIMONIDES MEDICAL CENTER		4	1	20%	5
Army Residence Community		5			5
ST CHARLES HOSPITAL LABORATORY		5			5
NORTHERN DUTCHESS HOSPITAL LABORATORY		5			5
AEL KNOXVILLE			5	100%	5
DEPARTMENT OF HEALTH AND HUMAN SERVICES LANSING			5	100%	5
Ocala Health and Rehabilitation Center		5			5
INDIAN RIVER PRIMARY CARE PA		5			5
FRANCES WARDE MEDICAL LABORATORY		2	3	60%	5
Wesley Place on Honeysuckle		5			5
MONTEFIORE MEDICAL CENTER LABORATORIES - NORTH		5			5
ENT AND ALLERGY ASSOCIATES OF FLORIDA LLC		5			5
CENTREX CLINICAL LABS INC		5			5
PRECISION DIAGNOSTICS INC - NJ		5			5
FLORIDA ATLANTIC UNIVERSITY		4	1	20%	5
BERNHARDT LABORATORIES		3	2	40%	5
OMNICARE PHARMACY OFTEXAS 1, LP DBA OMNICARE		5			5
SARASOTA - ROBERT L TAYLOR COMMUNITY CENTER□			5	100%	5



# COVID-19: testing by laboratory

Data through Dec 12, 2020 verified as of Dec 13, 2020 at 09:25 AM

Data in this report are provisional and subject to change.

The numbers in the table below represent the number of Florida and non-Florida residents for whom test results were received by the Department of Health. A person can be tested by more than one laboratory and can have both positive and negative results. **Therefore, the sum of the numbers in each column will be larger than the total number of people tested.**

Reporting lab	Inconclusive	Negative	Positive	Percent positive	Total
NORTH FLORIDA PEDIATRICS JASPER			5	100%	5
BEACH HOUSE		5			5
LAKELAND HILLS CENTER		2	3	60%	5
BEACON AT GULF BREEZE, THE		5			5
WAKEMED		1	4	80%	5
NEW HAMPSHIRE DEPARTMENT OF HEALTH AND HUMAN SERVICES		3	2	40%	5
GOOD SAMARITAN SOCIETY OF DAYTONA		5			5
COMMUNITY MEDICAL CARE CENTER INC			5	100%	5
CLEVELAND TENNESSEE HOSPITAL COMPANY		5			5
OPTUM SILVER LAKES			5	100%	5
BROOKDALE CANOPY OAKS			5	100%	5
MONTEFIORE MEDICAL CENTER LABORATORIES - WEILER		4	1	20%	5
FLORIDA DEPARTMENT OF HEALTH IN MONROE COUNTY		2	3	60%	5
ELLIS HOSPITAL LABORATORY		5			5
WELLMED AT LAKE COPELAND		2	3	60%	5
CHILDREN'S HEALTHCARE OF ATLANTA/EGLESTON		5			5
BAYSHORE LABORATORY		4	1	20%	5
PARAMOUNT WALK-IN CLINIC		1	4	80%	5
CLEARWATER PEDIATRIC CARE		1	4	80%	5
BAPTIST HEALTH - TOWN CENTER			5	100%	5
THE CLINIC PREMISE HEALTH			5	100%	5
PSL NAPLES BH OPERATIONS, LLC		5			5
FLORIDA DEPARTMENT OF HEALTH - INVERNESS		3	2	40%	5
HAWKINS FAMILY MEDICINE LLC		4	1	20%	5
EXPRESS DOCS LLC			5	100%	5
MANATEE PEDIATRICS			5	100%	5
THE UNIVERSITY OF VERMONT MEDICAL CENTER		4	1	20%	5
MANATEE COUNTY JAIL		4	1	20%	5
CONCENTRA			5	100%	5
URGENT CARE OF LONGWOOD			5	100%	5
WESTMINSTER SHORES			5	100%	5
COOPER HOSPITAL/UNIVERSITY MEDICAL		5			5
The Care Center at Pinellas Park		5			5
ST VINCENT'S CHILTON		4	1	20%	5
CHAMPLAIN VALLEY PHYSICIANS HOSPITAL		3	2	40%	5
NIGHT OWL PEDIATRICS URGENT CARE			5	100%	5
RIVER CITY PRIMARY AND URGENT CARE			5	100%	5
FAMILY MEDICINE OF WESTON LLC			5	100%	5
CENTRA CARE POINCIANA			5	100%	5
INTERNAL MEDICINE SPECIALISTS			5	100%	5
UCF STUDENT HEALTH SERVICES LABORATORY		2	3	60%	5
CHILDREN'S HOSPITAL OF PHILADELPHIA		5			5
MEDEXPRESS URGENT CARE - BENTON HARBOR		5			5
EL PARAISO HOME INC		5			5
ASCENSION ST VINCENT'S CLAY COUNTY			5	100%	5
WEST PACIFIC MEDICAL LABORATORY			5	100%	5
BETHESDA COMMUNITY HEALTH CENTER			5	100%	5

# COVID-19: testing by laboratory

Data through Dec 12, 2020 verified as of Dec 13, 2020 at 09:25 AM

Data in this report are provisional and subject to change.

The numbers in the table below represent the number of Florida and non-Florida residents for whom test results were received by the Department of Health. A person can be tested by more than one laboratory and can have both positive and negative results. **Therefore, the sum of the numbers in each column will be larger than the total number of people tested.**

Reporting lab	Inconclusive	Negative	Positive	Percent positive	Total
NOVANT HEALTH UVA		2	3	60%	5
MINUTECLINIC DIAGNOSTIC OF NORTH CAROL		3	2	40%	5
GENTIVA HEALTH SERVICES		5			5
TANNER MEDICAL CENTER EAST AL		5			5
LAKE NONA PEDIATRICS IN ASSOCIATION WITH NEMOURS		5			5
DESOTO HEALTH AND REHAB LLC		3	2	40%	5
LORI MCAULIFFE MD PA			5	100%	5
GULF COAST VETERANS HCS PANAMA CITY OPC		5			5
PRECISION LABS LLC		2	3	60%	5
COASTAL FAMILY PRACTICE		3	2	40%	5
VERMONT DEPARTMENT OF HEALTH		1	4	80%	5
ADVENT HEALTH - DELTONA ER		1	4	80%	5
MINUTECLINIC DIAGNOSTIC OF PENNSYLVANIA, LLD #1545		5			5
AZALEA HEALTH		2	3	60%	5
CLEVELAND CLINIC MARTIN HEALTH NURSING & RESTORATIVE		5			5
DOCS URGENT CARE		1	4	80%	5
Florida Clinical Laboratory		1	4	80%	5
ST JOHNS BIOMEDICAL LAB		5			5
WOODHULL MEDICAL AND MENTAL HEALTH CTR		5			5
FAMILY MEDICINE AT HUNTERS CREEK		5			5
CRESTWOOD MEDICAL CENTER		4	1	20%	5
UNIVERSITY OF CHICAGO MEDICAL CENTER LAB			5	100%	5
UPMC HEALTH SYSTEM		4	1	20%	5
MAXHEALTH		4	1	20%	5
NORTHPORT MEDICAL CENTER LAB		5			5
BREVARD HEALTH ALLIANCE INC, THE			5	100%	5
BROOKDALE PADDOCK HILLS		5			5
JOE DIMAGGIO CHILDREN'S HOSPITAL		1	4	80%	5
BAY STREET PHARMACY☐		5			5
CITRUS COUNTY HEALTH DEPARTMENT		4	1	20%	5
VASCONCELLO COHEN MD PA		4	1	20%	5
UT SOUTHWESTERN MEDICAL CENTER			5	100%	5
FOUNTAINS OF HOPE LLC, THE		5			5
UTAH DEPARTMENT OF HEALTH			4	100%	4
CARENOW URGENT CARE-GREEN HILLS		4			4
COLLIER HMA PHYSICIAN MANAGEMENT, LLC			4	100%	4
GEORGE SAFRAN MD PC		4			4
BAYLOR ESOTERIC AND MOLECULAR LAB			4	100%	4
ACCENT PHYSICIAN SPECIALISTS PA		4			4
COVENIENT CARE MEDICAL CLINIC			4	100%	4
Sunset Lake Health and Rehabilitation Center		4			4
FLORIDA HEART AND VASCULAR			4	100%	4
SOUTHEASTERN PEDIATRIC ASSOCIATES			4	100%	4
CAPTAIN JAMES A. LOVELL FEDERAL HEALTHCARE CENTER			4	100%	4
DEPARTMENT OF HEALTH AND HUMAN SERVICES STATE OF NEW HAMPSHIRE			4	100%	4
FCHC (OB)-DARWIN SQUARE CTR.			4	100%	4
SOUTHEASTERN REGIONAL MEDICAL CENTER			4	100%	4

# COVID-19: testing by laboratory

Data through Dec 12, 2020 verified as of Dec 13, 2020 at 09:25 AM

Data in this report are provisional and subject to change.

The numbers in the table below represent the number of Florida and non-Florida residents for whom test results were received by the Department of Health. A person can be tested by more than one laboratory and can have both positive and negative results. **Therefore, the sum of the numbers in each column will be larger than the total number of people tested.**

Reporting lab	Inconclusive	Negative	Positive	Percent positive	Total
CVS MINUTE CLINIC DIAGNOSTIC OF TEXAS, LLC		4			4
DTR LABS		3	1	25%	4
UNION CITY MANOR NURSING CENTER		4			4
YAZJI PEDIATRIC CARE LLC DBA TUKA PEDIATRICS			4	100%	4
GRAND VILLA OF CLEARWATER		4			4
PALM BEACH COUNTY HEALTH DEPARTMENT LABORATORY			4	100%	4
CURATIVE CARE CENTER INC		1	3	75%	4
UHEALTH UNIVERSITY OF MIAMI			4	100%	4
REHABILITATION CENTER OF WINTER PARK,THE			4	100%	4
FLORIDA MEDICAL CLINIC - MULTI SPECIALTY CAMPUS		1	3	75%	4
HEALTHY MINORS PEDIATRIC URGENT CARE		4			4
MEDEXPRESS URGENT CARE - CULPEPER		4			4
MULBERRY CARE CENTER		1	3	75%	4
PENNSYLVANIA DEPARTMENT OF HEALTH BUREAU OF LABORATORIES			4	100%	4
GARDENS HEALTH NH LLC		4			4
MARION AND BERNARD L SAMSON NURSING CENTER			4	100%	4
Millennium Nursing & Rehab Center		4			4
WEISS PEDIATRIC CARE LLC		3	1	25%	4
NOVARI CARE LLC		3	1	25%	4
URGENT CARE CENTER AT PINNACLE		4			4
EGL GENETICS DIAGNOSTICS			4	100%	4
STEWART MELBOURNE HOSPITAL			4	100%	4
PEACEHEALTH LABORATORIES		3	1	25%	4
MIAMI CANCER INSTITUTE			4	100%	4
SONATA DELRAY BEACH		3	1	25%	4
JACKSON COUNTY HEALTH DEPARTMENT			4	100%	4
CONCENTRA URGENT CARE		1	3	75%	4
BARTON MEMORIAL HOSPITAL		3	1	25%	4
FISHERMEN'S HOSPITAL			4	100%	4
NEWPATH DIAGNOSTICS		4			4
OMNICARE PHARMACY OF TEXAS 1		4			4
CARLOS PORTU MD, PLLC			4	100%	4
APEX HOME HEALTH CARE		4			4
THE PLAZA AT PARKSQUARE		4			4
ADVENTIST HEALTH SYSTEM FLORIDA DEPT OF HEALTH		3	1	25%	4
DIAGNOSTECHS		4			4
UNILAB OF DADE INC			4	100%	4
Lady Lake Specialty Care			4	100%	4
LONG ISLAND JEWISH FOREST HILLS HOSPITAL		4			4
PACIFICA SENIOR LIVING OCALA		4			4
GENEVA GENERAL HOSPITAL LABORATORY		3	1	25%	4
GREENVILLE MEMORIAL HOSPITAL LAB			4	100%	4
AHC Decatur County		4			4
ADVENT HEALTH - TUSKAWILLA		4			4
CITYMD		1	3	75%	4
REDMED OF CROSSTOWN		1	3	75%	4
BAPTIST PRIMARY BLACK CREEK SOUTH			4	100%	4

# COVID-19: testing by laboratory

Data through Dec 12, 2020 verified as of Dec 13, 2020 at 09:25 AM

Data in this report are provisional and subject to change.

The numbers in the table below represent the number of Florida and non-Florida residents for whom test results were received by the Department of Health. A person can be tested by more than one laboratory and can have both positive and negative results. **Therefore, the sum of the numbers in each column will be larger than the total number of people tested.**

Reporting lab	Inconclusive	Negative	Positive	Percent positive	Total
RUSH UNIVERSITY MEDICAL CENTER LABORATORY			4	100%	4
WESLEY CHAPEL INTERNAL MEDICINE AND PEDIATRICS			4	100%	4
VRL LABORATORIES			4	100%	4
MARION PEDIATRICS PA		4			4
Westminster Manor		3	1	25%	4
MEDEXPRESS URGENT CARE - MONROE		4			4
RAINBOW PEDIATRIC CENTER PA		3	1	25%	4
ELITE MEDICAL CENTER			4	100%	4
DAVITA DIALYSIS		4			4
TARPON SPRINGS PEDIATRICS, LLC			4	100%	4
FLORIDA HOSPITAL ALTAMONTE		2	2	50%	4
CARL R DARNALL ARMY MEDICAL CENTER			4	100%	4
PRL NYC PANDEMIC RESPONSE LAB			4	100%	4
EXPRESS TESTING-ONE			4	100%	4
PLANT CITY PEDIATRICS		4			4
DOTHAN PEDIATRIC CLINIC			4	100%	4
OSWEGO HOSPITAL LABORATORY		4			4
FIFTH AVENUE PEDIATRICS		3	1	25%	4
ASSISTED LIVING OF BROWARD		4			4
CVS MINUTE CLINIC DIAGNOSTIC OF TEXAS,LLC		3	1	25%	4
MAILBOX DIAGNOSTICS		2	2	50%	4
MEDEXPRESS URGENT CARE - WINCHESTER GATEWAY		4			4
HELIX KH UC			4	100%	4
VITAL CARE URGENT CARE			4	100%	4
CARENOW URGENT CARE - WINTER SPRINGS		3	1	25%	4
SOUTHWESTERN REGIONAL MEDICAL CENTER - TULSA		4			4
PEDIATRIC HEALTHCARE ALLIANCE			4	100%	4
BARBARA O'REILLY MD PA		4			4
Stratford Court of Palm Harbor		4			4
KANSAS DEPARTMENT OF HEALTH		2	2	50%	4
DALLAS COUNTY HEALTH AND HUMAN SERVICES			4	100%	4
MEDEXPRESS URGENT CARE - ROBINSON TWP, STEUBENVILLE PIKE		4			4
PREMIER MEDICAL ASSOCIATES		4			4
SENIOR HOME CARE INC		4			4
OKLAHOMA STATE DEPARTMENT OF HEALTH-PUBLIC HEALTH LABORATORY			4	100%	4
MIRIMUS INC		1	3	75%	4
ORCHID COVE		2	2	50%	4
COPELAND MEDICAL CLINIC		3	1	25%	4
SIGNATURE CARE MONTROSE		2	2	50%	4
AVALON PARK RETIREMENT RESIDENCE		4			4
CHILDREN'S MEDICAL GROUP		4			4
OKLAHOMA STATE UNIVERSITY DIAGNOSTIC LAB			4	100%	4
NAVARRE GARDENS		4			4
MEDEXPRESS URGENT CARE-DUBOIS		4			4
HOLIDAY MEDICAL ASSOCIATES		1	3	75%	4
INSPIRED LIVING AT PALM BAY		4			4
PM PEDIATRICS OF SELDEN		3	1	25%	4

# COVID-19: testing by laboratory

Data through Dec 12, 2020 verified as of Dec 13, 2020 at 09:25 AM

Data in this report are provisional and subject to change.

The numbers in the table below represent the number of Florida and non-Florida residents for whom test results were received by the Department of Health. A person can be tested by more than one laboratory and can have both positive and negative results. **Therefore, the sum of the numbers in each column will be larger than the total number of people tested.**

Reporting lab	Inconclusive	Negative	Positive	Percent positive	Total
PERDIDO URGENT CARE			4	100%	4
PRIMECARE		2	2	50%	4
Manor Care of Dunedin		4			4
PALM HARBOR DERMATOLOGY		4			4
FHMG_FM AND IM AVALON PARK		1	3	75%	4
WYOMING PUBLIC HEALTH LAB			4	100%	4
MED LABS DIAGNOSTICS		3	1	25%	4
LANE PEDIATRICS PA			4	100%	4
MINUTECLINIC DIAGNOSTIC OF NORTH CAROLINA, PC		3	1	25%	4
SANFORD SOUTH UNIVERSITY		4			4
PANCARE HEALTH - WEWA ELEMENTARY			4	100%	4
LEON MEDICAL CENTERS, LLC			4	100%	4
UNIVERSITY OF MIAMI MILLER SCHOOL OF MEDICINE			4	100%	4
GNT ASSOCIATES		3	1	25%	4
PHYSICIANS IMMEDIATE CARE AURORA			4	100%	4
ADIRONDACK MEDICAL CENTER		4			4
FLORIDA CANCER SPECIALISTS AND RESEARCH		2	2	50%	4
WEST COAST FAMILY MEDICAL CARE			4	100%	4
GENUS DIAGNOSTICS			4	100%	4
INFECTION CONTROL/ EMPHEALTH		3	1	25%	4
SUPERIOR RESIDENCES AT CALA HILLS		4			4
URGENT MEDICAL CENTER INC		2	2	50%	4
COLUMBIA MEMORIAL HOSPITAL LABORATORY		4			4
MEDEXPRESS URGENT CARE-ALTOONA		4			4
PANCARE HEALTH YOUNGSTOWN			4	100%	4
MD ANDERSON			4	100%	4
COMPREHENSIVE CLINICAL RESEARCH, LLC			4	100%	4
SIGNATURE CARE EMERGENCY CENTER		2	2	50%	4
SHARP MEMORIAL HOSPITAL MICROBIOLOGY DEPT			4	100%	4
MINUTECLINIC, LLC #03965		4			4
CAREWELL 202			4	100%	4
Walker BaptistMedCtr		3	1	25%	4
CELAL GUROL ERBAY, MD			4	100%	4
JOSEF SCHENKER MD PC		4			4
MEDICAL CENTER AT OCEAN REEF		1	3	75%	4
MEMORIAL HEALTH CARE SYSTEMS			4	100%	4
SONIC REFERENCE LABORATORY			4	100%	4
UW MEDICINE VIROLOGY LAB			4	100%	4
THE DOCTORS CENTER HEALTHCARE-SOUTHSIDE		1	3	75%	4
LIGHTHOUSE PEDIATRICS OF NAPLES		2	2	50%	4
FHCP - ORMOND BEACH			4	100%	4
BOCA SIMON LAB		1	3	75%	4
MARSHALL MEDICAL CENTER SOUTH LAB		3	1	25%	4
AHEC CLINIC		1	3	75%	4
DELAND WELLNESS CENTER			4	100%	4
BIOTEST PLASMA CENTER		4			4
PALM BEACH CANCER INSTITUTE			4	100%	4



# COVID-19: testing by laboratory

Data through Dec 12, 2020 verified as of Dec 13, 2020 at 09:25 AM

Data in this report are provisional and subject to change.

The numbers in the table below represent the number of Florida and non-Florida residents for whom test results were received by the Department of Health. A person can be tested by more than one laboratory and can have both positive and negative results. **Therefore, the sum of the numbers in each column will be larger than the total number of people tested.**

Reporting lab	Inconclusive	Negative	Positive	Percent positive	Total
LABS PLUS LLC		4			4
PASSPORT HEALTH OF TAMPA BAY		4			4
BENEVA LAKES HEALTHCARE & REHAB CENTER			4	100%	4
ADVENT HEALTH CENTRA CARE - ORANGE LAKE		1	3	75%	4
West Gate Village, LLC		4			4
CAPE COD HOSPITAL			4	100%	4
CELERION			4	100%	4
MEDEXPRESS URGENT CARE- MARYLAND		4			4
LEMOYNE COLLEGE WELLNESS CENTER FOR		4			4
L3HARRIS FAMILY MEDICAL CENTER			4	100%	4
DYNACARE LABORATORIES			4	100%	4
ELTINGVILLE CIRCLE URGENT CARE		4			4
MENTAL HEALTH CARE INC		3	1	25%	4
WALK IN URGENT CARE			4	100%	4
UF HEALTH			4	100%	4
Bardmoor Oaks Healthcare and Rehabilitation Center		3	1	25%	4
EAST BANK HOSPITAL - UNIVERSITY OF MINNESOTA MEDICAL CENTER			4	100%	4
MINUTECLINIC, LLC, DBA MINUTECLINIC #6106		3	1	25%	4
COMPUNET CLINICAL LAB			4	100%	4
ACCESS PHARMACY		4			4
URGENT TEAM - MUSCLE SHOALS		4			4
AVOW HOSPICE INC		4			4
FAMILY MEDICAL CARE OF PALM BEACH			4	100%	4
ATMORE NURSING CENTER		3	1	25%	4
INTERMARKET FACILITY			4	100%	4
RED MOUNTAIN DIAGNOSTICS		4			4
TRIDENT BIOMETRICS		3	1	25%	4
MCR HEALTH LAWTON CHILES ADMINISTRATION STE A		1	3	75%	4
KETTERING HEALTH			4	100%	4
WATERTOWN URGENT CARE PLLC		4			4
Life Care Center of Citrus County		2	1	33%	3
LAHEY CLINIC MEDICAL CENTER			3	100%	3
OPENTRONS PRL		2	1	33%	3
UNITY HEALTH AND REHABILITATION CENTER			3	100%	3
FLORIDA HEALTH CARE PLANS STIRLING CENTER			3	100%	3
BELLIN HEALTH LAB		1	2	67%	3
WATSON THERAPEUTICS		1	2	67%	3
MANORCARE NURSING & REHABILITATION CENTER-NAPLES		3			3
PATIENT FIRST - ALLENTOWN			3	100%	3
PPD - IXLAYER		3			3
US SPECIALTY LABS			3	100%	3
ST VINCENT'S ST CLAIR		2	1	33%	3
PANCARE HEALTH - ALTHA PUBLIC			3	100%	3
DANIEL M LIBBY MD PLLC		3			3
ENTRUST IMMEDIATE CARE			3	100%	3
JEFFERSON COUNTY HEALTH DEPARTMENT-MONTICELLO		2	1	33%	3
Nashville Central Laboratory		3			3

# COVID-19: testing by laboratory

Data through Dec 12, 2020 verified as of Dec 13, 2020 at 09:25 AM

Data in this report are provisional and subject to change.

The numbers in the table below represent the number of Florida and non-Florida residents for whom test results were received by the Department of Health. A person can be tested by more than one laboratory and can have both positive and negative results. **Therefore, the sum of the numbers in each column will be larger than the total number of people tested.**

Reporting lab	Inconclusive	Negative	Positive	Percent positive	Total
UT MEMPHIS UNIVERSITY HEALTH SERVICES			3	100%	3
CAMPAZZI CONCIERGE MEDICAL SERVICES		2	1	33%	3
PHYSICIANS IMMEDIATE CARE ELGIN			3	100%	3
MARSHFIELD LABORATORIES			3	100%	3
LOYOLA UNIVERSITY MEDICAL CENTER LABORATORY			3	100%	3
MPG JACKSONVILLE ATLANTIC BLVD		1	2	67%	3
PRIMARY CARE MEDICINE		2	1	33%	3
BIG BEND HOSPICE INC		3			3
CORTLAND COUNTY HEALTH DEPARTMENT		3			3
KEY WEST URGENT CARE, INC		3			3
JOHN T MATHER MEMORIAL HOSPITAL LABORATORY		3			3
MARYLAND STATE DEPT OF HEALTH	2		1	33%	3
CENTRAL DUPAGE HOSPITAL			3	100%	3
ONslow MEMORIAL HOSPITAL LABORATORY		3			3
GROVES CENTER			3	100%	3
MUNSON MEDICAL CENTER			3	100%	3
ALABAMA DEPARTMENT OF PUBLIC HEALTH		1	2	67%	3
IMA MEDICAL CENTER		3			3
ADVENTHEALTH NEW SMYRNA BEACH COMMUNITY HEALTH			3	100%	3
NC STATE LABORATORY OF PUBLIC HEALTH		3			3
MONTANA DEPARTMENT OF PUBLIC HEALTH & HUMAN SERVICES			3	100%	3
UNC HOSPITAL/MCLENDON CLINICAL LABORATORIES			3	100%	3
WANTAGH URGENT CARE		3			3
PUTNAM HOSPITAL CENTER LABORATORY		3			3
ALLIANCE FOR MULTISPECIALTY RESEARCH		3			3
Sunrise Health and Rehabilitation Center			3	100%	3
ADVENT HEALTH - WESTCHASE ER			3	100%	3
INTERNAL MEDICINE LIPID AND WELNNESS PRACTICE			3	100%	3
TAMPA		1	2	67%	3
NORTH NAPLES HOSPITAL RESPIRATORY THERAPY DEPARTMENT			3	100%	3
BRENTWOOD SENIOR LIVING AT ST PETE			3	100%	3
FLORIDA CLINICAL LABORATORY - BIOREFERENCE LABORATORIES		2	1	33%	3
NORTH DAKOTA DEPT OF HEALTH MICROBIOLOGY		1	2	67%	3
CITIZENS BAPTIST MEDICAL CENTERS LAB		3			3
IOWA DEPARTMENT OF PUBLIC HEALTH			3	100%	3
GULFSIDE HOSPICE INC			3	100%	3
SCIENTIFIC LABORATORY DIVISION			3	100%	3
NEWSTAR MEDICAL LABORATORIES		3			3
CGH MEDICAL CENTER			3	100%	3
Enterprise Health and Rehabilitation Center		3			3
NOVADX		2	1	33%	3
ACCESS HEALTH CARE		2	1	33%	3
WATSON THERAPEUTICS INC			3	100%	3
SEA LEVEL LABS			3	100%	3
TERENCE B MITCHELL MD, INC			3	100%	3
REELFOOT FAMILY WALK IN CLINIC		2	1	33%	3
FLORIDA LABORATORY ANALYSIS, LLC			3	100%	3

# COVID-19: testing by laboratory

Data through Dec 12, 2020 verified as of Dec 13, 2020 at 09:25 AM

Data in this report are provisional and subject to change.

The numbers in the table below represent the number of Florida and non-Florida residents for whom test results were received by the Department of Health. A person can be tested by more than one laboratory and can have both positive and negative results. **Therefore, the sum of the numbers in each column will be larger than the total number of people tested.**

Reporting lab	Inconclusive	Negative	Positive	Percent positive	Total
LIFEHOPE LABS			3	100%	3
SHEEPSHEAD BAY URGENT CARE		3			3
MEDEXPRESS URGENT CARE MARTINSBURG		2	1	33%	3
ST LUKES HOSPITAL LABORATORY		2	1	33%	3
SANFORD MOBILE LAB			3	100%	3
CARESPOT-WELLINGTON			3	100%	3
BIRMINGHAM VAMC		1	2	67%	3
MINUTE-CLINIC DIAGNOSTIC OF VIRGINIA, LLC #794		3			3
PARRISH MEDICAL CENTER-WAIVED TESTING		3			3
URGENT TEAM - HUNTSVILLE		3			3
NORTHWEST FLORIDA CLINICAL LAB		1	2	67%	3
MEDEXPRESS URGENT CARE - RICHMOND, NINE MILE RD		3			3
PALMS WEST HOSPITAL			3	100%	3
MAYO		1	2	67%	3
ILLINOIS DEPARTMENT OF PUBLIC HEALTH			3	100%	3
ALL MY KIDS PEDIATRICS INC			3	100%	3
BAY BREEZE HEALTH AND REHABILITATION CENTER		3			3
NORTH SHORE HOSP. INFECTION CONTROL			3	100%	3
YORK HOSPITAL - LABORATORY			3	100%	3
MACCLENNY NURSING AND REHAB			3	100%	3
PR HEALTH			3	100%	3
MID FLORIDA CLINICAL LABORATORY		2	1	33%	3
COVENANT PEDIATRICS		1	2	67%	3
NORTH BROWARD HOSPITAL DISTRICT HEALTHCARE FOR THE HOMELESS			3	100%	3
PALMS, THE		3			3
ERIE COUNTY PUBLIC HEALTH CLINICAL		3			3
MINUTECLINIC DIAGNOSTIC OF TEXAS		3			3
CRESTVIEW IMMEDIATE CARE LL			3	100%	3
JOSEF SCHENKER MD PC DBA CENTERS URGENT		2	1	33%	3
FLORIDA ENDOSCOPY & SURGERY CTR LLC		3			3
VICAR'S LANDING NURSING HOME		2	1	33%	3
MEDEXPRESS URGENT CARE - SEMINOLE SQU		3			3
FLORIDA DEPT OF HEALTH IN BREVARD COUNTY		3			3
DOCTORS MEDICAL CENTER OF WALTON COUNTY CLINIC			3	100%	3
IGENEX INC		3			3
GENTIVA HEALTH SERVICES CERTIFIED INC		3			3
TENDER CARE ALF		3			3
EXETER HOSPITAL		3			3
SSM HEALTH ST LOUIS MICROBIOLOGY LABORATORY		1	2	67%	3
MEDFUSION		2	1	33%	3
COMMUNITY MEDICAL AND DENTAL CARE INC		3			3
JACKSON SOUTH COMMUNITY HOSPITAL LAB			3	100%	3
GREATER MOBILE URGENT CARE – SPRINGHILL			3	100%	3
THE CLINIC OF PEDIATRICS & GI MEDICINE, INC			3	100%	3
SJH			3	100%	3
LA MER NH LLC			3	100%	3
MADISON COUNTY HEALTH DEPARTMENT		3			3

# COVID-19: testing by laboratory

Data through Dec 12, 2020 verified as of Dec 13, 2020 at 09:25 AM

Data in this report are provisional and subject to change.

The numbers in the table below represent the number of Florida and non-Florida residents for whom test results were received by the Department of Health. A person can be tested by more than one laboratory and can have both positive and negative results. **Therefore, the sum of the numbers in each column will be larger than the total number of people tested.**

Reporting lab	Inconclusive	Negative	Positive	Percent positive	Total
METHODIST HOSPITAL			3	100%	3
SURETOX LABORATORY LLC		2	1	33%	3
BAPTIST PRIMARY CARE, INC.		2	1	33%	3
VILLAGES HEALTH, THE		3			3
RELIANT ACUTE CARE			3	100%	3
VIERA PEDIATRICS			3	100%	3
MINUTECLINIC DIAGNOSTIC OF OHIO LLC		2	1	33%	3
SPRING LAKE REHABILITATION CENTER			3	100%	3
ASAP LABS LLC			3	100%	3
FLORIDA MEDICAL CLINIC IM MLK		3			3
FAMILY MEDICINE AT WATERMAN		3			3
PUBLIC HEALTH TRUST OF MIAMI DADE COUNTY			3	100%	3
Bainbridge Health and Rehab		3			3
FLO-MEDILAB SERVICES LLC			3	100%	3
HILLVIEW LABORATORY			3	100%	3
MEDICAL CENTER OF THE ROCKIES			3	100%	3
PULSE & REMEDY LLC			3	100%	3
NORTH SHORE HEMATOLOGY-ONCOLOGY ASSOCIATES, PC		3			3
ADVENTHEALTH MEDICAL GROUP PEDIATRIC & ADOLESCENT		3			3
YORKVILLE PEDIATRIC URGENT CARE		3			3
MEDEXPRESS URGENT CARE LEWISBURG		3			3
VAIL VALLEY MEDICAL CENTER			3	100%	3
NCHMD INC			3	100%	3
MARION COUNTY FIRE RESCUE		3			3
QUATRACOR PLLC		3			3
ST JUDE LABORATORIES		1	2	67%	3
MINUTECLINIC DIAGNOSTIC OF NORTH CAROLINA PC #7054		3			3
HELIX LW UC		1	2	67%	3
SOFTLAB			3	100%	3
ABSOLUTE HEALTH		3			3
ANN STORCK CENTER INC		3			3
ADRIANA M CASTRO MD PA		3			3
TERRACE OF ST CLOUD, THE		2	1	33%	3
RAPID CITY RUGENT CARE			3	100%	3
NORTHSIDE HOSPITAL		2	1	33%	3
CROSSVILLE MEDICAL GROUP		1	2	67%	3
LEXINGTON MEDICAL CENTER		1	2	67%	3
QUINTON MEMORIAL HEALTH CARE CENTER		3			3
URGENT CARE AT LONGWOOD			3	100%	3
ADVENT HEALTH - TIMBERRIDGE ER		2	1	33%	3
ADVANCED PEDIATRICS OF BOCA LLC			3	100%	3
ADVENTHEALTH MEDICAL GROUP PEDIATRICS AT		2	1	33%	3
LEE MEMORIAL HEALTH SYSTEM		2	1	33%	3
CVS MINUTE CLINIC DIAGNOSTIC OF TEXAS LLC		3			3
PANIRA HEALTHCARE CLINIC			3	100%	3
RHEA MEDICAL CENTER		3			3
THONOTOSASSA COMMUNITY HEALTH CENTER			3	100%	3

# COVID-19: testing by laboratory

Data through Dec 12, 2020 verified as of Dec 13, 2020 at 09:25 AM

Data in this report are provisional and subject to change.

The numbers in the table below represent the number of Florida and non-Florida residents for whom test results were received by the Department of Health. A person can be tested by more than one laboratory and can have both positive and negative results. **Therefore, the sum of the numbers in each column will be larger than the total number of people tested.**

Reporting lab	Inconclusive	Negative	Positive	Percent positive	Total
PM PEDIATRICS OF SELDEN PLLC		3			3
AVANTE INVERNESS		1	2	67%	3
NOVANT HEALTH PRESBYTERIAN		2	1	33%	3
MINUTECLINIC, LLC #05038		3			3
HARBOUR'S EDGE		2	1	33%	3
CAREWELL URGENT CARE			3	100%	3
BOROPARK URGENT CARE		3			3
ADVENT HEALTH EXPRESS		2	1	33%	3
CAPITAL HEALTH LABORATORY INC			3	100%	3
ORLANDO REGIONAL HEALTH SERVICES		1	2	67%	3
BARONESS ERLANGER HOSPITAL		3			3
CARE ONE PRIMARY CARE			3	100%	3
TUFTS MEDICAL CENTER			3	100%	3
MEDIC INFUSION PA		3			3
MEDEXPRESS URGENT CARE - BEECH GROVE		3			3
CONSULATE HEATH CARE AT WEST ALTAMONTE			3	100%	3
PREMIER FAMILY AND SPORTS MEDICINE		2	1	33%	3
BAPTIST HEALTH MEDICAL CENTER			3	100%	3
HELIX MEDICAL CENTERS		1	2	67%	3
MEDEXPRESS URGENT CARE - CLARKSBURG		3			3
BETTERMED URGENT CARE			3	100%	3
LAFAYETTE NURSING AND REHAB			3	100%	3
VALDOSTA FAMILY MEDICINE			3	100%	3
FLORIDA MENTOR		3			3
ST BARNABAS HOSPITAL		3			3
PALM BEACH CDH - DELRAY BEACH			3	100%	3
FLORIDA MEDICAL CL ODOM TPA			3	100%	3
THE LODGE AND REHABILITATION CENTER		3			3
FAMILY CARE PARTNERS URGENT CARE LLC		1	2	67%	3
PATHOLOGY REFERENCE LAB LLC			3	100%	3
HEALTHCARE NETWORK OF SOUTHWEST FLORIDA			3	100%	3
MEDEXPRESS URGENT CARE - PANTOPS		3			3
PRORENATA LABS		1	2	67%	3
DACH MAIN LAB			3	100%	3
NORTHEAST ALABAMA REGIONAL MEDICAL CENTER		2	1	33%	3
GYN PATH SERVICES			3	100%	3
State Lab Unspecifd			3	100%	3
CTRS			3	100%	3
BENSONHURST URGENT CARE		3			3
WINDER NURSING INC DBA WINDER HEALTH CARE		3			3
MISIR DRUGS LLC		3			3
NORTHERN LIGHT LABORATORY		1	2	67%	3
MIDDLETOWN MEDICAL P C			3	100%	3
PBSO WEST PALM FAMILY PRACTICE		1	2	67%	3
MEDICAL CENTER ENTERPRISE			3	100%	3
VELOCITY CARE			3	100%	3
VIBRANT AMERICA		3			3



# COVID-19: testing by laboratory

Data through Dec 12, 2020 verified as of Dec 13, 2020 at 09:25 AM

Data in this report are provisional and subject to change.

The numbers in the table below represent the number of Florida and non-Florida residents for whom test results were received by the Department of Health. A person can be tested by more than one laboratory and can have both positive and negative results. **Therefore, the sum of the numbers in each column will be larger than the total number of people tested.**

Reporting lab	Inconclusive	Negative	Positive	Percent positive	Total
LEWIS COUNTY MANOR		3			3
Calusa Harbour			3	100%	3
Fouraker Hills Rehab and Nursing			3	100%	3
NEMOURS CHILDRENS PRIMARY CARE MAITLAND			3	100%	3
MEDICAL UNIVERSITY SC HOSPITAL			3	100%	3
SIGNATURE CARE PFLUGERVILLE			3	100%	3
MOULTRIE CREEK NURSING AND REHAB			3	100%	3
VIDANT MEDICAL CENTER			3	100%	3
XPRESS URGENT CARE LLC		3			3
FLORIDA MENTOR-POINT WEST CLUSTER		3			3
ALLIANCE LABS @LRMC			3	100%	3
FAMILY MEDICINE AT LONGWOOD			3	100%	3
TARRANT COUNTY PUBLIC HEALTH		3			3
CORTLAND REGIONAL MEDICAL CENTER		3			3
SUNSHINE ASSISTED LIVING		3			3
PM PEDIATRICS OF BAYSIDE PLLC		3			3
DEPARTMENT OF PATHOLOGY ROME MEMORIAL		3			3
URGENT CARE - OCONEE		2	1	33%	3
BOLING, STEPHANIE		3			3
MICHIGAN HEALTH CLINIC LABORATORIES		2	1	33%	3
PEDIATRICS BY THE SEA JOG RD OFFICE			3	100%	3
NORTH BEACH REHABILITATION CENTER		2	1	33%	3
ACE BIOMEDICAL LABS LLC			3	100%	3
NEMOURS CHILDREN'S URGENT CARE			3	100%	3
SEMINOLE FAMILY HEALTH CENTER		3			3
GRACE WELLNESS CENTER		2	1	33%	3
ADVANCE URGENT CARE CENTER, LLC			3	100%	3
CULLMAN REGIONAL URGENT CARE		2	1	33%	3
KENILWORTH CARE & REHABILITATION CENTER			3	100%	3
WILLIAM A HINTON STATE LABORATORY INSTITUTE		1	2	67%	3
URGENT DOC - URGENT CARE CLINIC			3	100%	3
BRADENTON PHYSICIAN MEDICAL CENTER			3	100%	3
CHARLOTTE CHD PORT CHARLOTTE		2	1	33%	3
COURTYARD GARDENS OF JUPITER		3			3
ESTATES MEDICAL CENTER INC			3	100%	3
MEDICAL CENTER AFFILIATES WEST PALM			3	100%	3
HAWTHORNE INN OF LAKELAND		3			3
CONSOLIDATED LABORATORY SERVICES			3	100%	3
WINDSOR OF LAKEWOOD RANCH,THE		3			3
VIRGINIA DIVISION OF CONSOLIDATED LABORATORIES			3	100%	3
DICKSON MEDICAL ASSOCIATES PC PATH LAB		3			3
FLORIDA DEPARTMENT OF HEALTH IN MIAMI DADE COUNTY		2	1	33%	3
GARCIA MORALES NELSON			3	100%	3
BEEBE MEDICAL CENTER LABORATORY		3			3
BAY REGIONAL URGENT CARE		1	2	67%	3
GONZALEZ MD AND ASWAD MD HEALTH SERVICES			3	100%	3
ORLANDO FAMILY MEDICAL INC		3			3

# COVID-19: testing by laboratory

Data through Dec 12, 2020 verified as of Dec 13, 2020 at 09:25 AM

Data in this report are provisional and subject to change.

The numbers in the table below represent the number of Florida and non-Florida residents for whom test results were received by the Department of Health. A person can be tested by more than one laboratory and can have both positive and negative results. **Therefore, the sum of the numbers in each column will be larger than the total number of people tested.**

Reporting lab	Inconclusive	Negative	Positive	Percent positive	Total
AVANTE AT MT DORA		1	2	67%	3
KISSIMMEE URGENT CARE		3			3
UNIVERSITY OF MICHIGAN		2	1	33%	3
SANDGATE GARDENS REHAB & NURSING CENTER		2	1	33%	3
BAPTIST OUTPATIENT SERVICES			3	100%	3
ASPEN VALLEY HOSPITAL			3	100%	3
EAST HILL MEDICAL GROUP		2	1	33%	3
MONTANA PUBLIC HEALTH LAB			3	100%	3
GUARDANT HEALTH		3			3
TRUE HEALTH – LAKE UNDERHILL		3			3
ELITE PRIMARY CARE OF WAYCROSS			3	100%	3
NYC PUBLIC HEALTH LABS			3	100%	3
TNC WALK IN CLINIC		1	2	67%	3
WYOMING DEPT OF HEALTH			3	100%	3
FLORENCE - HUNTSVILLE HOSPITAL URGENT CARE		2	1	33%	3
THOMAS LANGLEY			3	100%	3
DEACONESS HOSPITAL			3	100%	3
REGIONAL MEDICAL LAB			3	100%	3
MEDEXPRESS URGENT CARE - WILLIAMSPORT		3			3
MIZELL MEMORIAL HOSPITAL			3	100%	3
CARE ATC - CITY OF BOYNTON BEACH			3	100%	3
BOCA BIOLISTICS LLC			3	100%	3
PINELLAS PARK HEALTH CENTER - PINELLAS CHD		1	2	67%	3
LEE CONVENIENT CARE AT SUMMERLIN			3	100%	3
ESTERO FIRE RESCUE		3			3
BETH ISRAEL MEDICAL CENTER LABS		3			3
FLORIDA CANCER SPECIALISTS & RESEARCH INSTITUTE		2	1	33%	3
MD NOW URGENT CARE - DELRAY WEST			3	100%	3
NIGHT LITE PEDIATRICS CENTER		1	2	67%	3
MEDEXPRESS URGENT CARE - MAPLE DRIVE		3			3
SENTARA NORFOLK GENERAL HOSPITAL CENTRAL LAB			3	100%	3
LEESBURG COMMUNITY HEALTH CENTERS			3	100%	3
PREMIER CLINICAL RESEARCH INSTITUTE INC			3	100%	3
FAMILY CARE			3	100%	3
INDIANA STATE DEPARTMENT OF HEALTH		1	2	67%	3
MINUTECLINIC DIAGNOSTIC OF NEW JERSEY, LLC # 7069		3			3
CVS MINUTE CLINIC, LLC #22		2	1	33%	3
MEDEXPRESS URGENT CARE-PITTSFIELD		3			3
ASSOCIATES MD CYPRESS CREEK			3	100%	3
TIFTON CARECONNECT URGENT CARE			3	100%	3
HIALEAH SHORES NURSING AND		2	1	33%	3
PRISMA HEALTH MIDLANDS			3	100%	3
CDRX INFUSION			3	100%	3
FLAGLER PROFESSIONAL HEALTH CAE SERVICES INC		2			2
AGILE URGENT CARE			2	100%	2
DALLAS MEDICAL CENTER			2	100%	2
Greystone Nursing and Rehab, LLC			2	100%	2

# COVID-19: testing by laboratory

Data through Dec 12, 2020 verified as of Dec 13, 2020 at 09:25 AM

Data in this report are provisional and subject to change.

The numbers in the table below represent the number of Florida and non-Florida residents for whom test results were received by the Department of Health. A person can be tested by more than one laboratory and can have both positive and negative results. **Therefore, the sum of the numbers in each column will be larger than the total number of people tested.**

Reporting lab	Inconclusive	Negative	Positive	Percent positive	Total
APC PEDIATRICS			2	100%	2
CITRUS PARK			2	100%	2
HOUSTON HEALTH DEPARTMENT - BUREAU OF LABORATORY SERVICES			2	100%	2
CVS MINUTE CLINIC DIAGNOSTIC OF VIRGINIA		2			2
FLORIDA DEPARTMENT OF HEALTH WASHINGTON COUNTY		1	1	50%	2
FEDERAL CORRECTIONAL INSTITUTION MARIANNA			2	100%	2
NORTON IMMEDIATE CARE CENTER - PRESTON			2	100%	2
ALAN A SMITH MD LLC		2			2
KINGS BAY PEDIATRICS LLC			2	100%	2
RIVER CITY MEDICAL ASSOCIATES INC			2	100%	2
CARENOW-LEBANON		1	1	50%	2
TELEVISIT PALM BAY FAMILY PRACTICE			2	100%	2
ADVENTHEALTH MEDICAL GROUP FAMILY & INTERNAL		1	1	50%	2
COMMONWEALTH OF MASSACHUSETTS			2	100%	2
ORLANDO ORTHOPAEDIC OUTPATIENT SURGERY CENTER			2	100%	2
PINELLAS POINT NURSING AND REHAB			2	100%	2
SOUTHERN TENNESSEE MEDICAL CENTER			2	100%	2
MEDEXPRESS URGENT CARE PLEASANT HILLS		2			2
MEDEXPRESS URGENT CARE-MUNCIE		2			2
CLINICAL LABORATORIES OF THE BUFFALO		2			2
LAKELAND REGIONAL HEALTH		2			2
MEDICINE SHOPPE #1306 THE		1	1	50%	2
OUR LADY OF THE LAKE REGIONAL MEDICAL CENTER			2	100%	2
DISCOVERY VILLAGE AT THE FORUM		2			2
ENCOMPASS HEALTH REHABILITATION HOSPITAL		2			2
DOCTOR 4 U CLINIC			2	100%	2
NURSING PLUS OF BROWARD LLC		1	1	50%	2
MEDICAL CENTER AT OCEAN REEF,THE		2			2
Warren Center for Rehabilitation and Nursing		2			2
PREMIER LABORATORY SERVICES, LLC			2	100%	2
SCIENTIA DIAGNOSTICS			2	100%	2
TGH Brandon Healthplex Laboratory			2	100%	2
PALOS COMMUNITY HOSPITAL LABORATORY			2	100%	2
JEFFERSON WASHINGTON TOWNSHIP HOSPITAL		2			2
GULF COAST IMMEDIATE CARE CENTER		1	1	50%	2
MID - FLORIDA PATHOLOGY LLC		1	1	50%	2
PRECISION DIAGNOSTIC INC		2			2
NAVAL MEDICAL CENTER			2	100%	2
LAKE MARY HEALTH AND REHABILITATION CENTER		1	1	50%	2
ONE MEDICAL GROUP		1	1	50%	2
MINUTECLINIC, LLC #03268		2			2
THE HOSPITAL OF PROVIDENCE EMERGENCY ROOM			2	100%	2
ASCENSION ST MICHAEL'S HOSPITAL LAB		1	1	50%	2
ROAN DRUG COMPANY LLC		2			2
CALIFORNIA DEPARTMENT OF PUBLIC HEALTH			2	100%	2
ST LUKES HOSPITAL			2	100%	2
UNIVERSITY OF MARYLAND MEDICAL CENTER			2	100%	2

# COVID-19: testing by laboratory

Data through Dec 12, 2020 verified as of Dec 13, 2020 at 09:25 AM

Data in this report are provisional and subject to change.

The numbers in the table below represent the number of Florida and non-Florida residents for whom test results were received by the Department of Health. A person can be tested by more than one laboratory and can have both positive and negative results. **Therefore, the sum of the numbers in each column will be larger than the total number of people tested.**

Reporting lab	Inconclusive	Negative	Positive	Percent positive	Total
THE PALMS REHABILITATION AND HEALTHCARE CENTER		2			2
CVS MINUTE CLINIC DIAGNOSTIC OF TEXAS		2			2
PTC LABORATORIES			2	100%	2
CROSS CITY REHABILITATION AND HEALTH CARE CENTER		2			2
SACRED HEART HEALTH SYSTEM, INC			2	100%	2
SARASOTA MEMORIAL MEDICAL URGENT CARE CENTER			2	100%	2
PEACEHEALTH CENTRAL		2			2
AMERICAN SCIENTIFIC LABORATORIES LLC			2	100%	2
MEDEXPRESS URGENT CARE MONACA		2			2
MEDEXPRESS URGENT CARE-HERSHEY		2			2
FIRST CHOICE MEDICAL PC			2	100%	2
INSPIRIT SENIOR LIVING			2	100%	2
TERRACE AT HOBE SOUND, THE		1	1	50%	2
DOTHAN WEST FAMILY MEDICINE		1	1	50%	2
THE LITTLE CLINIC			2	100%	2
MEDEXPRESS-HOUSTON EAST FWY		1	1	50%	2
MINUTE CLINIC LLC #5706		1	1	50%	2
TRUE HEALTH INC			2	100%	2
ROANE MEDICAL CENTER		1	1	50%	2
PLEASANTVILLE OF SEBASTIAN LLC			2	100%	2
MEDEXPRESS URGENT CARE - CHRISTIANBURG		2			2
BHA CENTRAL COUNTY CLINIC			2	100%	2
East Bay Rehabilitation Center			2	100%	2
GOLDMAN SACHS HEALTH CENTER		2			2
DOCTORS HOSPITAL RENAISSANCE			2	100%	2
BAYSTATE MEDICAL CENTER		1	1	50%	2
ARLINGTON DIALYSIS CENTER LLC		2			2
PREMIER FAMILY HEALTH PA			2	100%	2
ALOHA HOME CARE LLC DBA ACCENTCARE HOME HEALTH OF		2			2
RAPID URGENT CARE - ALBANY			2	100%	2
ORLANDO LUTHERAN TOWERS		1	1	50%	2
CENTERPLACE HEALTH, INC			2	100%	2
ST JOSEPH'S HOSPITAL LABORATORY			2	100%	2
BMC/JACSONVILLE		1	1	50%	2
WASHINGTON STATE DEPARTMENT OF HEALTH PUBLIC HEALTH LABORATORIES			2	100%	2
POINT OF CARE PRIVATE HEALTH MANAGEMENT			2	100%	2
Fort Gaines Health and Rehab		2			2
MEDICAL CITY DALLAS HOSPITAL			2	100%	2
VITAS HEALTHCARE			2	100%	2
ASCENSION ST VINCENT'S RIVERSIDE			2	100%	2
TALLAHASSEE MEMORIAL HEALTHCARE FAMILY MED RESIDENCY			2	100%	2
FAST PACE MEDICAL CLINIC		2			2
PM PEDIATRICS OF BAYSIDE, PLLC - MANHASSET		2			2
TMH EC NORTHEAST LABORATORY			2	100%	2
ADVANCED PEDIATRICS			2	100%	2
INTEGRATED REGIONAL LABS			2	100%	2
ADVANCED URGENT CARE LLC			2	100%	2

# COVID-19: testing by laboratory

Data through Dec 12, 2020 verified as of Dec 13, 2020 at 09:25 AM

Data in this report are provisional and subject to change.

The numbers in the table below represent the number of Florida and non-Florida residents for whom test results were received by the Department of Health. A person can be tested by more than one laboratory and can have both positive and negative results. **Therefore, the sum of the numbers in each column will be larger than the total number of people tested.**

Reporting lab	Inconclusive	Negative	Positive	Percent positive	Total
ORLANDO MEDICAL CENTER PL			2	100%	2
JUPITER INTERNAL MEDICINE AND ASSOCIATES			2	100%	2
INTEGRITY CLINICAL RESEARCH CENTER INC		1	1	50%	2
MEDEXPRESS URGENT CARE MURRYSVILLE		1	1	50%	2
Robert Cranfield			2	100%	2
SPRING HILL REGIONAL HOSPITAL			2	100%	2
LUTHERAN HAVEN ASSISTED LIVING		2			2
MEMORIAL SLOAN KETTERING CANCER CENTER		1	1	50%	2
PruittHealth Lakehaven		2			2
MEDEXPRESS URGENT CARE - SWANSEA, N ILLINOIS ST		2			2
BETHPAGE EXTENDED HOURS CENTER		2			2
HANOVER ENDOSCOPY CENTER		2			2
ST VINCENTS AMBULATORY CARE INC DBA			2	100%	2
LAKE MARY - STIRLING CENTER SUITE 202			2	100%	2
SIGNATURE CARE LEWISVILLE-EMERGENCY CENTER		1	1	50%	2
FL DEPT OF HEALTH MARION COUNTY MOBILE HEALTH UNIT			2	100%	2
MINUTE CLINIC DIAGNOSTIC OF NEW JERSEY		2			2
NOVA SOUTHEASTERN UNIVERSITY - STUDENT MEDICAL CTR			2	100%	2
PRESBYTERIAN HOME		2			2
ALL PEDIATRIC CARE PA			2	100%	2
ELMHURST MEMORIAL HOSPITAL			2	100%	2
FLORIDA KEYS PED & ADOLES CTR			2	100%	2
Alden Des Plaines			2	100%	2
CCRX OF NORTH CAROLINA, LLC		1	1	50%	2
University Center East			2	100%	2
GULF COAST REGIONAL MEDICAL CARE		2			2
MEDEXPRESS URGENT CARE - WASHINGTON		2			2
WISCONSIN STATE LABORATORY OF HYGIENE		1	1	50%	2
NEBRASKA MEDICAL CENTER			2	100%	2
MINUTECLINIC DIAGNOSTIC OF VIRGINIA, LLC #1656		2			2
MINUTE CLINIC DIAGNOSTIC OF PENNSYLVANIA		2			2
HCR MANOR CARE SERVICES OF FLORIDA III INC		2			2
VIRGINIA DEPT OF HEALTH OFFICE OF EPIDEMIOLOGY			2	100%	2
LIFT HEALTH		2			2
CHEROKEE COUNTY HEALTH AND REHAB CENTER		2			2
MINUTECLINIC DIAGNOSTIC OF TN PC #386		2			2
VAULT HEALTH			2	100%	2
POMERENE HOSPITAL			2	100%	2
MERCY HEALTH LAB		1	1	50%	2
RELIANT IMMUNE DIAGNOSTICS			2	100%	2
SOUTH DAKOTA DEPARTMENT OF HEALTH		2			2
SPARROW CENTRAL LAB			2	100%	2
COL CROSSROAD		1	1	50%	2
WOMENS CARE FLORIDA LLC-LABORATORY		2			2
SPECTRA LABS		1	1	50%	2
MID-FLORIDA HEMATOLOGY AND ONCOLOGY CENTERS		2			2
ACL LABORATORIES INDUSTRIAL TOXICOLOGY			2	100%	2



# COVID-19: testing by laboratory

Data through Dec 12, 2020 verified as of Dec 13, 2020 at 09:25 AM

Data in this report are provisional and subject to change.

The numbers in the table below represent the number of Florida and non-Florida residents for whom test results were received by the Department of Health. A person can be tested by more than one laboratory and can have both positive and negative results. **Therefore, the sum of the numbers in each column will be larger than the total number of people tested.**

Reporting lab	Inconclusive	Negative	Positive	Percent positive	Total
ST. CLOUD PHARMACY AND WELLNESS CENTER		2			2
OHIO DEPARTMENT OF HEALTH			2	100%	2
LODGE HEALTH AND REHABILITATION CENTER, THE		2			2
MEDEXPRESS URGENT CARE LAVALE		2			2
WISE HEALTH SYSTEM		1	1	50%	2
INNOVATIVE COVID-DIVERSEY			2	100%	2
MEDEXPRESS URGENT CARE - PRINCETON		2			2
NORTHWELL HEALTH			2	100%	2
OELWEIN HEALTH CARE CENTER		2			2
TRICORE REFERENCE LABORATORY		1	1	50%	2
STEWART ST ELIZABETH MEDICAL CENTER			2	100%	2
KENTUCKY CABINET FOR HEALTH AND FAMILY SERVICES			2	100%	2
ALLIED PHYSICIANS GROUP PLLC		2			2
ADVENTHEALTH CAR CENTER APOPKA			2	100%	2
MOBIL LAB FOR ALL INC		2			2
MINUTECLINIC DIAGNOSTIC OF TEXAS, LLC #7435		2			2
THE CLUB AT BOYNTON BEACH, LLC			2	100%	2
HALIFAX HEALTH URGENT CARE			2	100%	2
ROPER HOSPITAL			2	100%	2
ADVENTHEALTH SEBRING- INFECTION CONTROL DEPARTMENT			2	100%	2
WELLIGENT			2	100%	2
DMC UNIVERSITY LABORATORIES		1	1	50%	2
CELEBRATION PEDIATRICS PA			2	100%	2
FLORIDA HEALTHCARE OF ORLANDO			2	100%	2
ADVENTHEALTH MEDICAL GROUP PEDIATRICS		1	1	50%	2
NLC LABS			2	100%	2
TRINITAS REGIONAL MEDICAL CENTER		1	1	50%	2
Workmens Circle Multicare Center		2			2
FLORIDA MEDICAL CLINIC -INTERNAL MED DADE CITY			2	100%	2
MEDEXPRESS URGENT CARE - MARKHAM STREE		2			2
VALLEY BAPTIST MEDICAL CENTER: BROWNSVILLE			2	100%	2
TMH PHYSICIAN PARTNERS BLOUNTSTOWN			2	100%	2
APOLLO SURGERY CENTER			2	100%	2
SURFSIDE URGENT CARE			2	100%	2
IN AND OUT URGENT CARE			2	100%	2
NEW BRIDGE MEDICAL CENTER		2			2
OURMED		2			2
TMH PHYSICIAN PARTNERS SOUTHWOOD			2	100%	2
MONTEFIORE MEDICAL CENTER LABS MONTEFIORE		1	1	50%	2
LONG ISLAND UNIVERSITY - POST CAMPUS		2			2
NATIONAL JEWISH HEALTH			2	100%	2
AFC PHYSICIANS OF FLORIDA, PA			2	100%	2
DEPT OF HEALTH			2	100%	2
SPECIALTY LABORATORIES			2	100%	2
CAREHERE LCS- EUSTIS			2	100%	2
JACKSON LABORATORY OF GENOMIC MEDICINE		2			2
UNIVERSITY OF WASHINGTON MEDICAL CENTER (UWMC) EMERGENCY DEPT.			2	100%	2

# COVID-19: testing by laboratory

Data through Dec 12, 2020 verified as of Dec 13, 2020 at 09:25 AM

Data in this report are provisional and subject to change.

The numbers in the table below represent the number of Florida and non-Florida residents for whom test results were received by the Department of Health. A person can be tested by more than one laboratory and can have both positive and negative results. **Therefore, the sum of the numbers in each column will be larger than the total number of people tested.**

Reporting lab	Inconclusive	Negative	Positive	Percent positive	Total
SIGNATURE HEALTHCARE OF MIDDLEBURG		2			2
PRINCETON BMC LABORATORY		2			2
MEDEXPRESS URGENT CARE - TEAYS VALLEY		2			2
MOBILE COUNTY HEALTH DEPARTMENT		1	1	50%	2
INA		1	1	50%	2
SCIENTIFIC LABORATORY COMPANY		2			2
CELEBRATION PEDIATRICS			2	100%	2
MAWD PATHOLOGY GROUP			2	100%	2
PHYSICIANS MEDICAL CENTER		2			2
KINGS COUNTY HOSPITAL CENTER			2	100%	2
FLORIDA PRIMARY & SPECIALTY CARE		2			2
MEDICAL CENTER LABORATORY			2	100%	2
BRANDYWYNE HEALTH CARE CENTER			2	100%	2
MINUTECLINIC DIAGNOSTIC OF PA LLC		2			2
SPRINGS MEDICAL LAB		1	1	50%	2
Broadview Multi-Care Center		2			2
SHORE MEDICAL CENTER		2			2
ST. MARY'S MEDICAL CENTER EVANSVILLE, INC			2	100%	2
DEKALB MEDICAL CENTER LABORATORY			2	100%	2
AVANTE AT OCALA INC			2	100%	2
ADVANCED MEDICAL CARE			2	100%	2
ALVERNO CLINICAL LABORATORIES			2	100%	2
MEDFIRST URGENT CARE			2	100%	2
MEDSTAR HARBOR HOSPITAL			2	100%	2
PEDIATRICS IN BREVARD-COCOA BEACH		2			2
CVS MINUTE CLINIC DIAG OF IND LLC #5206		1	1	50%	2
OAKBRIDGE TERRACE AT SAE			2	100%	2
Metro West Nursing and Rehab			2	100%	2
FLORIDA HOSPITAL LABORATORIES		2			2
COVID PROCESSING SITE			2	100%	2
MEASE COUNTRYSIDE HOSPITAL CARDIAC REH			2	100%	2
MEDEXPRESS URGENT CARE MORGANTOWN		2			2
ADVENTIST HINSDALE HOSPITAL LABORATORY			2	100%	2
ADVANCED URGENT CARE CENTER OF THE UPPER KEYS			2	100%	2
REGIONS HOSPITAL LABORATORY			2	100%	2
RIO PINAR HEALTH CARE			2	100%	2
MEDEXPRESS URGENT CARE HUNTINGTON		2			2
MEDICANA NURSING AND REHAB CENTER			2	100%	2
MAIN STREET MEDICAL CENTER OF CRESTVIEW PA			2	100%	2
NEW GEN LABS			2	100%	2
GULF COAST PEDIATRICS OF SARASOTA PA		1	1	50%	2
MEDEXPRESS URGENT CARE - SUMMERSVILLE, WEBSTER RD		2			2
JOHNNIE RUTH CLARKE LAB			2	100%	2
URGENT MED INC		1	1	50%	2
STUDENT HEALTH SERVICES			2	100%	2
ALVARO J DANGOND MD PA		2			2
SUNBRIDGE CARE & REHAB FOR DECATUR		2			2

# COVID-19: testing by laboratory

Data through Dec 12, 2020 verified as of Dec 13, 2020 at 09:25 AM

Data in this report are provisional and subject to change.

The numbers in the table below represent the number of Florida and non-Florida residents for whom test results were received by the Department of Health. A person can be tested by more than one laboratory and can have both positive and negative results. **Therefore, the sum of the numbers in each column will be larger than the total number of people tested.**

Reporting lab	Inconclusive	Negative	Positive	Percent positive	Total
PEPIN ACADEMIES-PASCO		2			2
PELICAN LANDING		1	1	50%	2
IMIC INC RESEARCH			2	100%	2
NATIONWIDE LABORATORY SERVICES		1	1	50%	2
COMMONS AT ORLANDO LUTHERAN TOWERS SNF			2	100%	2
CHESTERFIELD HEALTHCARE GROUP, INC		2			2
BOND COMMUNITY HEALTH CENTER			2	100%	2
ADVENTHEALTH IMAGING PARTIN SETTLEMENT			2	100%	2
CVS MINUTE CLINIC DIAGNOSTIC OF KANSAS, PA		2			2
JOHN D. ARCHBOLD MEM. HOSPITAL			2	100%	2
INTERNAL MEDICINE ASSOCIATES-DUNELLON			2	100%	2
STARR COUNTY MEMORIAL HOSPITAL			2	100%	2
COVANCE			2	100%	2
VIRTUA MEMORIAL HOSPITAL BURLINGTON COUNTY			2	100%	2
UTMB PATHOLOGY CLINICAL SERVICES LABORATORY			2	100%	2
Gulf Shore Care Center			2	100%	2
MINUTECLINIC DIAGNOSTIC OF NORTH CARO		2			2
JRS LABORATORY			2	100%	2
UNIVERSITY HOSPITALS OF CLEVELAND			2	100%	2
MEMORIAL HERMANN			2	100%	2
SUPERIOR RESIDENCES OF CLERMONT		2			2
SOUTH CAROLINA DEPT OF HEALTH AND ENVIRONMENT CONTROL		2			2
PEDIATRICS AND ADOLESCENT MEDICINE		2			2
CENTERPLACE HEALTH			2	100%	2
ACCESS MEDICAL GROUP OF FLORIDA CITY			2	100%	2
BROOKDALE SENIOR LIVING			2	100%	2
CUMBERLAND MEDICAL CENTER INC		2			2
UC CORAL GABLES			2	100%	2
SUNCOAST BLOOD BANK			2	100%	2
PM PEDIATRICS OF BAYSIDE PLLC - HOPEWELL JUNCTION		2			2
SUNSHINE URGENT CARE LLC			2	100%	2
Church Creek SNF			2	100%	2
COASTAL MEDICAL LAB			2	100%	2
HAWAII DEPARTMENT OF HEALTH			2	100%	2
NAVAL MEDICAL CENTER SAN DIEGO			2	100%	2
SHANDS AT LAKE SHORE LAB			2	100%	2
Lake Charles Healthcare LLC dba Landmark Lake Charles			2	100%	2
UNIVERSITY OF MISSOURI HEALTH CARE			2	100%	2
BAYMEADOWS PRIMARY CARE		2			2
FIRST CARE - MIDDLESBORO			2	100%	2
ALLIANCE PEDIATRICS PA			2	100%	2
MEDEXPRESS URGENT CARE - KOKOMO		2			2
PEDIATRIC HEALTH CARE		1	1	50%	2
FLORIDA HOSPITAL PHYSICIAN GROUP		1	1	50%	2
PHYSICIANS LABORATORY SERVICES			2	100%	2
WALGREENS #13605		2			2
CORNERSTONE MEDICAL CARE OF BRANDON		2			2

# COVID-19: testing by laboratory

Data through Dec 12, 2020 verified as of Dec 13, 2020 at 09:25 AM

Data in this report are provisional and subject to change.

The numbers in the table below represent the number of Florida and non-Florida residents for whom test results were received by the Department of Health. A person can be tested by more than one laboratory and can have both positive and negative results. **Therefore, the sum of the numbers in each column will be larger than the total number of people tested.**

Reporting lab	Inconclusive	Negative	Positive	Percent positive	Total
FHPG FAMILY MEDICAL CENTER OF TAMPA BAY		1	1	50%	2
NEMOURS CHILDRENS PRIMARY CARE HORIZON WEST			2	100%	2
BRITO MEDICAL CENTER			2	100%	2
UNIVERSITY HOSPITAL OF BROOKLYN	2				2
OPTIMAL CARE PEDIATRICS			2	100%	2
BAY COUNTY HEALTH DEPARTMENT	2				2
CARENOW URGENT CARE-DONELSON	2				2
BERGEN COUNTY SURGICAL AND ENDOSCOPY CENTER	2				2
MEDEXPRESS URGENT CARE - FAYETTEVILLE	2				2
ADVOCATE SHERMAN HOSPITAL			2	100%	2
PALM MEDICAL CENTER - PLANT CITY	2				2
JOHNSON CITY MEDICAL CENTER	1	1		50%	2
Parkridge Specialty Care	2				2
SKIPPACK MEDICAL LAB			2	100%	2
ORANGE COUNTY HEALTH DEPARTMENT	1	1		50%	2
CLEVELAND CLINIC FLORIDA			2	100%	2
VERILY LAB	2				2
PRIMECARE AT TWIN LAKES			2	100%	2
EAST NAPLES PEDIATRICS			2	100%	2
ARKANSAS DEPARTMENT OF HEALTH			2	100%	2
RUSSELL MEDICAL CENTER	2				2
UT PATH			2	100%	2
SWEETWATER NURSING CENTER	2				2
AMERICAN MEDICAL LABORATORIES			2	100%	2
MD NOW MEDICAL CENTER INC			2	100%	2
INSPIRA MEDICAL CENTER VINELAND LAB	2				2
ST. ELIZABETH HEALTHCARE			2	100%	2
Avanti Wellness and Rehab			2	100%	2
MEMORIAL HERMANN CONSOLIDATED LABORATORY SERVICES			2	100%	2
SUMNER REGIONAL MEDICAL CENTER	2				2
PEACE RIVER MEDICAL CENTER	2				2
GOLDSTEIN			2	100%	2
Baldwin Pediatrix	2				2
CPL LABS			2	100%	2
VILLA HEALTH NH LLC			2	100%	2
MORRISTOWN MEMORIAL HOSPITAL	2				2
SUNNYSIDE MANOR	2				2
MEDEXPRESS URGENT CARE, JOHNSTOWN	2				2
UW HOSPITAL AND CLINICS	1	1		50%	2
VIGILINT HEALTHCARE	1	1		50%	2
CONEMAUGH MEMORIAL MEDICAL CENTER	2				2
SMOKY MOUNTAIN URGENT CARE AND FAMILY MEDICINE CENTER			2	100%	2
PUTNAM COUNTY EMERGENCY RESCUE SERVICE	2				2
SYLVAN NURSING			2	100%	2
COLLIER BLVD HMA PHYSICIAN MANAGEMENT,, LLC			2	100%	2
MINUTECLINIC DIAGNOSTIC OF NEW JERSEY	2				2
URGENT CARE & FAMILY PRACTICE CENTER			2	100%	2

# COVID-19: testing by laboratory

Data through Dec 12, 2020 verified as of Dec 13, 2020 at 09:25 AM

Data in this report are provisional and subject to change.

The numbers in the table below represent the number of Florida and non-Florida residents for whom test results were received by the Department of Health. A person can be tested by more than one laboratory and can have both positive and negative results. **Therefore, the sum of the numbers in each column will be larger than the total number of people tested.**

Reporting lab	Inconclusive	Negative	Positive	Percent positive	Total
Cleveland Clinic Weston			2	100%	2
BFT LAB			2	100%	2
MINUTECLINIC DIAGNOSTIC OF OHIO #6192		2			2
MADISON HOSPITAL LABORATORY			2	100%	2
EXPRESSCARE URGENT CARE CENTER			2	100%	2
MEDEXPRESS URGENT CARE-SCOTT TOWNSHIP		2			2
LILY PHARMACY		2			2
DISCOVERY VILLAGE AT STUART			2	100%	2
TRUE HEALTH- HOFFNER		2			2
DEPARTMENT OF HEALTH AND HUMAN SERVICES DIVISION OF BEHAVIORAL HEALTH		1	1	50%	2
PARTNERS PHARMACY OF FLORIDA LLC		2			2
ROCKEFELLER UNIVERSITY CLINICAL GENOMICS LABORATOR		2			2
BNC Medical Investors, LLC Berrien Nursing & Rehabilitation Center		2			2
CLEAR LAKE REGIONAL MEDICAL CENTER			2	100%	2
PREMIER MEDICAL LABORATORY			2	100%	2
EASTLAKE MEDICAL CENTER		2			2
OHIO DEPARTMENT OF HEALTH LABORATORY		2			2
CLINICA HISPANIA			2	100%	2
REHABILITATION CENTER AT JUPITER GARDENS		2			2
MEDEXPRESS URGENT CARE - BLUEFIELD		1	1	50%	2
DELAWARE DIAGNOSTICS LABS			2	100%	2
Alden Terrace of McHenry			2	100%	2
CERTIVIA LABORATORIES			2	100%	2
BAYLOR COLLEGE OF MEDICINE			2	100%	2
CONSULATE HEALTH CARE		1	1	50%	2
AFFORDABLE PRIMARY CARE LLC		2			2
NOVALIFE MEDSPA			2	100%	2
ADVICE FOR OPTIMAL WELLNESS, INC			2	100%	2
MC DIAGNOSTIC OF CONNECTICUT PC #459		2			2
NOT GIVEN		1	1	50%	2
TIEHH BIOTERRORISM RESPONSE LAB			2	100%	2
UNITED MEMORIAL MEDICAL CENTER			2	100%	2
NEW YORK STATE DEPARTMENT OF HEALTH		1	1	50%	2
REMISE OCCUPATIONAL HEALTH SOLUTIONS INC			2	100%	2
UNIVERSTIY OF ILLINOIS HOSPITAL			2	100%	2
49D2045214PHYSICIAN OFFICE WAIVER MEDEXPRESS URGENT CARE - HARRISONBU		2			2
RIVERWOOD CENTER,THE			2	100%	2
CARESPOT EXPRESS HEALTHCARE			2	100%	2
SOUTHSIDE FAMILY MEDICAL		2			2
ADVENT HEALTH - CENTRAL PASCO ER			2	100%	2
ASHLEY PEDIATRICS			2	100%	2
JUPITER MEDICAL CENTER URGENT CENTER			2	100%	2
LIFE CARE CENTER OF PALM BAY		2			2
ST. JOSEPH REGIONAL MEDICAL CENTER			2	100%	2
LACORP		1	1	50%	2
LATCHER LABORATORY OF A O FOX MEMORIAL		2			2
GINKGO-IXLAYER		2			2



# COVID-19: testing by laboratory

Data through Dec 12, 2020 verified as of Dec 13, 2020 at 09:25 AM

Data in this report are provisional and subject to change.

The numbers in the table below represent the number of Florida and non-Florida residents for whom test results were received by the Department of Health. A person can be tested by more than one laboratory and can have both positive and negative results. **Therefore, the sum of the numbers in each column will be larger than the total number of people tested.**

Reporting lab	Inconclusive	Negative	Positive	Percent positive	Total
ADVICE FOR OPTIMAL WELLNESS			2	100%	2
SINAI PLAZA NURSING AND REHAB CENTER			2	100%	2
MINUTE-CLINIC DIAGNOSTIC OF VIRGINIA, LLC #2003		1	1	50%	2
FLORIDA MEDICAL CLINIC CARDIOLOGY-ZH			2	100%	2
SOUTH FLORIDA FAMILY HEALTH & RESEARCH CTR			2	100%	2
CULLMAN REGIONAL MEDICAL CENTER		2			2
SACRED HEART HOSPITAL ON THE EMERALD			2	100%	2
HOME ACCESS HEALTH			2	100%	2
MORTON PLANT NORTH BAY HOSPITAL			2	100%	2
IN & OUT URGENT CARE METAIRIE			2	100%	2
SCDHEC BUREAU OF LABORATORIES			2	100%	2
GEISINGER MEDICAL CENTER		2			2
ADVANCED RESEARCH FOR HEALTH IMPROVEMENT		1	1	50%	2
FLORIDA MEDICAL CENTER OF CLEARWATER		2			2
PARADIGM LABORATORIES			2	100%	2
PUBLIC HEALTH LABORATORY	1		1	50%	2
ADVENTHEALTH EXPRESS CARE AT WALGREENS			2	100%	2
PALMETTO FAMILY HEALTH CENTER			2	100%	2
MAIN STREET MEDICAL CENTERS		2			2
MINUTE CLINIC			2	100%	2
ATLAS GENOMICS			2	100%	2
Good Samaritan Society-Blackduck		1	1	50%	2
RAINY LAKE MEDICAL CENTER			2	100%	2
Great Lakes Health Center			2	100%	2
NEMOURS CHILDREN'S PRIMARY CARE THE VILLAGES		2			2
BIOHEALTH MEDICAL LAB INC			2	100%	2
TENNESSEE DEPARTMENT OF HEALTH (TDH) - REGIONAL LABORATORY			2	100%	2
BENTON PEDIATRICS		2			2
PIEDMONT HOSPITAL LAB			2	100%	2
LIFE CARE HOME HEALTH SERVICES LLC			2	100%	2
CHAPPEL GROUP RESEARCH, THE		2			2
DYNAMIC HEALTH CENTERS INC			2	100%	2
EMORY UNIVERSITY HOSPITAL			2	100%	2
THE VILLAGES HEALTH			2	100%	2
ADVENT HEALTH MEDICAL GROUP FAMILY MEDICINE			2	100%	2
FELICIDAD MEDICAL CENTER INC			2	100%	2
SPECTRUM HEALTH			2	100%	2
MAGNOLIA ADULT, LLC			2	100%	2
PENSACOLA PEDIATRICS MILTON			2	100%	2
STEUBEN COUNTY PUBLIC HEALTH		2			2
PROPATH			2	100%	2
THE PATHOLOGY LABORATORY		1	1	50%	2
VENICE GREEN VILLAGE		2			2
LEGACY LABORATORY SERVICES			2	100%	2
PINARD HOME HEALTH SERVICES INC			2	100%	2
UT AUSTIN UNIVERSITY HEALTH SERVICES			2	100%	2
Lakeview Village		2			2

# COVID-19: testing by laboratory

Data through Dec 12, 2020 verified as of Dec 13, 2020 at 09:25 AM

Data in this report are provisional and subject to change.

The numbers in the table below represent the number of Florida and non-Florida residents for whom test results were received by the Department of Health. A person can be tested by more than one laboratory and can have both positive and negative results. **Therefore, the sum of the numbers in each column will be larger than the total number of people tested.**

Reporting lab	Inconclusive	Negative	Positive	Percent positive	Total
MEDEXPRESS URGENT CARE - WEST ST PAUL, ROBERT ST S		2			2
WEST COAST PEDIATRICS			2	100%	2
Okeechobee Health Care Facility		2			2
PALM BAY COMMUNITY OUTPATIENT CLINIC		2			2
OCALA REGIONAL KIDNEY CENTER-WEST			2	100%	2
VANAYER HEALTHCARE AND REHAB CENTER		2			2
BAYSHORE MEDICAL CENTER			2	100%	2
FLORIDA MEDICAL CLINIC RADIOLOGY DALE MABRY		2			2
SANFORD REGIONAL HOSPITAL WORTHINGTON		2			2
PALM CITY NURSING AND REHAB CENTER			2	100%	2
Westchester General Hospital			2	100%	2
JULIE STAATS DO		2			2
AUSTIN REGIONAL CLINIC MICROBIOLOGY LAB			2	100%	2
CRUC CMCH-COVID-19		2			2
OHIO HEALTH DOCTORS HOSPITAL			2	100%	2
LOWELL GENERAL HOSPITAL			2	100%	2
CARE 365			2	100%	2
ASPIRUS RIVERVIEW HOSPITAL & CLINICS INC		1	1	50%	2
HENDRY REGIONAL CONVENIENT CARE CENTER			2	100%	2
UK HEALTHCARE			2	100%	2
BROOKDALE ORANGE PARK		2			2
GALEN BAYLOR EXTENSION		2			2
ST PETERSBURG PEDIATRICS-EAST BAY			2	100%	2
RIVERVIEW MEDICAL CLINIC		2			2
DRR JMC URGENT CARE DONALD ROSS			2	100%	2
BETHESDA HEALTH URGENT CARE			2	100%	2
CLEVELAND CLINIC IMAGING			2	100%	2
LAB CORP OF AMER SAN DIEGO			2	100%	2
87TH MEDICAL GROUP – MCGUIRE AMBULATORY CARE FACILITY		2			2
LOUISIANA DEPT. OF HEALTH AND HOSPITALS-INFECTIOUS DISEASE EPI SECTION			2	100%	2
PINECREST PEDIATRICS GROUP LLC			2	100%	2
SOUTHEAST GEORGIA HEALTH SYSTEM			2	100%	2
CEDARS-SINAI MEDICAL CENTER			2	100%	2
GENETIC ASSAYS INC			2	100%	2
YOUTH AND YOU, INC		2			2
DELCARE PA			2	100%	2
MEDEXPRESS URGENT CARE - TULSA, S YALE AVE		2			2
WHOLE CHILD PEDIATRICS			2	100%	2
PLASMA MED RESEARCH DBA		2			2
CROSSROADS			2	100%	2
PANCARE HEALTH - PONCE DE LEON			2	100%	2
UNIVERSITY OF KANSAS MEDICAL CENTER			2	100%	2
STEWART MELBOURNE HOSPITAL, INC			2	100%	2
FLORIDA CLINICAL LABORATORY INC			2	100%	2
NAVAL BRANCH MEDICAL CLINIC			2	100%	2
NCH NORTH NAPLES HOSPITAL			2	100%	2
BAPTIST HEALTHCARE - LAKEVIEW CENTER INC		2			2

# COVID-19: testing by laboratory

Data through Dec 12, 2020 verified as of Dec 13, 2020 at 09:25 AM

Data in this report are provisional and subject to change.

The numbers in the table below represent the number of Florida and non-Florida residents for whom test results were received by the Department of Health. A person can be tested by more than one laboratory and can have both positive and negative results. **Therefore, the sum of the numbers in each column will be larger than the total number of people tested.**

Reporting lab	Inconclusive	Negative	Positive	Percent positive	Total
ADVENTHEALTH EAST ORLANDO EMPLOYEE CLINIC		2			2
CORAL REEF NURSING & REHABILITATION CENTER		2			2
WHITESANDS OUTPATIENT TREATMENT		2			2
Magnolia Health and Rehab Center			2	100%	2
FLORIDA COMMUNITY HEALTH CENTERS, INC.			2	100%	2
HEART OF FLORIDA HEALTH CENTER INC			2	100%	2
MAGNOLIA PEDIATRICS GROUP LLC			2	100%	2
Elba Nursing and Rehabilitation Center, LLC		2			2
COASTAL LABORATORIES OF FLORIDA			2	100%	2
SunTerrace Health Care Center		2			2
MARCO ISLAND HOSPITAL INC D/B/A		1	1	50%	2
INDIANA STATE DEPARTMENT OF HEALTH LABORATORIES			2	100%	2
COOK HOSPITAL AND CARE CENTER		1	1	50%	2
MD NOW URGENT CARE CENTER INC.			2	100%	2
MORGAN STANLEY HEALTH CENTER		2			2
MINUTECLINIC, LLC #05814		2			2
MEDEXPRESS URGENT CARE - STATE COLLEGE		2			2
SUNSHINE PEDIATRICS OF CENTRAL FLORIDA PL			2	100%	2
GRAND VILLA OF MELBOURNE			2	100%	2
Lakeside Oaks Care Center			2	100%	2
POMONA VALLEY COMMUNITY HOSPITAL			2	100%	2
WALGREENS #05477		2			2
FRESENIUS KIDNEY CARE FORT WALTON BEACH			1	100%	1
GADSDEN FAMILY PRACTICE		1			1
PUBLIX PHARMACY #0332		1			1
Harris Hill Nursing Facility		1			1
COVID RAPID LABS			1	100%	1
PRIMACARE MEDICAL LAKEWOOD			1	100%	1
GAMMA HEALTHCARE, INC		1			1
NABI		1			1
MARTIN MEDICAL CENTER INC		1			1
UNIVERISTY OF MIAMI			1	100%	1
ST. MICHAEL'S ELITE HOSPITAL			1	100%	1
LABRADOR PRIMARY CARE CENTER			1	100%	1
MEDEXPRESS URGEN CARE - EAST BRUNSWICK		1			1
INDIAN RIVER CLINICAL LABORATORY, INC.		1			1
MEDEXPRESS URGENT CARE - SPRINGDALE, S 40TH STREET		1			1
WARD MEMORIAL HOSPITAL		1			1
SMA BEHAVIORAL HEALTH SERVICES INC		1			1
Consulate Health Care of Tallahassee			1	100%	1
LEE PHYSICIAN GROUP			1	100%	1
CULVER CITY URGENT CARE			1	100%	1
SHAMRA MEDICAL LABORATORY			1	100%	1
ALABAMA REFERENCE LAB			1	100%	1
ADVANCE HEALTH AND WELLNESS SOLUTIONS			1	100%	1
SAINT ALPHONSUS REGIONAL MEDICAL CENTER			1	100%	1
SENIOR LIVING IV SUN CITY LLC		1			1

# COVID-19: testing by laboratory

Data through Dec 12, 2020 verified as of Dec 13, 2020 at 09:25 AM

Data in this report are provisional and subject to change.

The numbers in the table below represent the number of Florida and non-Florida residents for whom test results were received by the Department of Health. A person can be tested by more than one laboratory and can have both positive and negative results. **Therefore, the sum of the numbers in each column will be larger than the total number of people tested.**

Reporting lab	Inconclusive	Negative	Positive	Percent positive	Total
MIAMI-DADE COUNTY HEALTH DEPT.		1			1
MID-FLORIDA PATHOLOGY LLC		1			1
LEHIGH MEDICAL AND RESEARCH CENTER, INC			1	100%	1
YUMA REGIONAL MEDICAL CENTER			1	100%	1
SANTA MONICA CA-UCLA MC			1	100%	1
MEDEXPRESS URGENT CARE-PETERS TWP		1			1
LOPEZ		1			1
SISTERS MISSION			1	100%	1
TITUSVILLE TOWERS ASSISTED LIVING		1			1
Cornerstone at the Ranch		1			1
LISTENING DOCTOR PLLC, THE			1	100%	1
TREASURE COAST MEDICAL CONCIERGE LLC			1	100%	1
LAREDO EMERGENCY ROOM			1	100%	1
PALOMAR MEDICAL CENTER			1	100%	1
SHARON REGIONAL MEDICAL CENTER			1	100%	1
DEPT OF VA MEDICAL CENTER - MIAMI			1	100%	1
Village Crest Center for Health & Rehabilitation		1			1
WHITE WILSON MEDICAL CENTER NEPHROLOGY			1	100%	1
NEW MILFORD HOSPITAL			1	100%	1
ROAN MOUNTAIN MEDICAL CENTER			1	100%	1
CHRISTIANA HOSPITAL		1			1
NORTH SHORE HEMATOLOGY-ONCOLOGY ASSOCI		1			1
SCIENCE CARE			1	100%	1
BEAUFORT MEMORIAL			1	100%	1
THE CHILDREN'S HOSPITAL OF PHILADELPHIA		1			1
LAKE PEDIATRICS			1	100%	1
MARYLAND DEPARTMENT OF HEALTH AND MENTAL HYGIENE			1	100%	1
CELEBRATION HOSPITAL			1	100%	1
ALPHA 1 ANTITRYPSIN RESEARCH PROGRAM			1	100%	1
American Fork Care Center dba Heritage Care Center		1			1
MEMORIAL HEALTH UNIVERSITY MEDICAL CENTER			1	100%	1
CLAY PRIMARY & FAMILY CARE LLC			1	100%	1
MEDEXPRESS URGENT CARE - BECKLEY CROSS		1			1
HELIX BIOMEDICS LLC			1	100%	1
FORT LOUDOUN PRIMARY CARE		1			1
Central Park Healthcare & Rehabilitation Center		1			1
SONNI'S PEDIATRICS			1	100%	1
VA OUTPATIENT PHARMACY			1	100%	1
Parkside Manor		1			1
MEDEXPRESS URGENT CARE FOX CHAPEL		1			1
NORTH PINELLAS CHILDRENS MEDICAL CENTER INC			1	100%	1
SPRINGBROOK HOSPITAL			1	100%	1
URGENT CARE OF FORT LAUDERDALE INC			1	100%	1
ST. MARY'S HOSPITAL			1	100%	1
Life Care Center of Estero			1	100%	1
Waters of Covington		1			1
Thermopolis Rehabilitation Wellness		1			1

# COVID-19: testing by laboratory

Data through Dec 12, 2020 verified as of Dec 13, 2020 at 09:25 AM

Data in this report are provisional and subject to change.

The numbers in the table below represent the number of Florida and non-Florida residents for whom test results were received by the Department of Health. A person can be tested by more than one laboratory and can have both positive and negative results. **Therefore, the sum of the numbers in each column will be larger than the total number of people tested.**

Reporting lab	Inconclusive	Negative	Positive	Percent positive	Total
TANGLEWOOD MANOR		1			1
REGIONAL MEDICAL CENTER BAYONET POINT			1	100%	1
DOYLESTOWN HOSPITAL			1	100%	1
CFCH - FROSTPROOF			1	100%	1
BAHIA OAKS LODGE		1			1
SHAH			1	100%	1
Imperial Healthcare Centre			1	100%	1
SIGNATURE CARE MIDLAND			1	100%	1
ALTAMONTE MD			1	100%	1
MEDICAL ASSOCIATES OF PINELLAS - LAB			1	100%	1
CLEVELAND HEARTLAB			1	100%	1
PHYSICIANS PREMIER			1	100%	1
CHILDRENS SPECIALIST PEDIATRIC PULMMOLOGY &			1	100%	1
Medicalodges Neosho			1	100%	1
Tremont Health & Rehabilitation Center		1			1
Lanier Rehab			1	100%	1
HCL LABORATORIES			1	100%	1
BAYCARE LABORATORIES			1	100%	1
ADVENT HEALTH - OWASA			1	100%	1
MAINE CENTER FOR DISEASE CONTROL AND PREVENTION			1	100%	1
CHESAPEAKE REGIONAL MEDICAL CENTER			1	100%	1
ST JOHNS EPISCOPAL HOSPITAL SOUTH SHORE		1			1
PENSACOLA PATHOLOGY		1			1
SPECIALTY DRUG TESTING			1	100%	1
JOSEPH SCHENKER MD PC		1			1
HIGHLAND PARK LAKEWOOD PRESTON HOLLOW			1	100%	1
BOONE DRUG & HEALTHCARE AT DEERFIELD			1	100%	1
OCEAN MEDICAL CENTER		1			1
SKY RIDGE MEDICAL CENTER - MICRO			1	100%	1
MINUTECLINIC DIAGNOSTIC OF NEW MEXICO LLC #7552		1			1
PROVIDENCE ST PETER HOSPITAL		1			1
ST CLOUD COMPOUNDING PHARMACY & WELLNESS CENTER		1			1
SOLARIS HEALTHCARE PLANT CITY		1			1
HARBOR BEACH NURSING AND REHABILITATION CENTER			1	100%	1
PHYSICIANS URGENT CARE			1	100%	1
RENFREW CENTERS INC		1			1
KANSAS CITY VA MEDICAL CENTER			1	100%	1
SMITH KLINE			1	100%	1
GIBSON AREA PRIMARY CARE			1	100%	1
OCHSNER MEDICAL CENTER			1	100%	1
DIAGNOSTIC & MEDICAL SPECIALISTS OF GREENWICH		1			1
NEMOURS CHILDRENS PRIMARY CARE OVIEDO			1	100%	1
FLORIDA HOSPITAL TRANSPLANT CENTER		1			1
NEW ERA HEALTH CENTER INC		1			1
MEDICAL CITY NORTH HILLS			1	100%	1
CAREHERE LLC			1	100%	1
NORTH CAROLINA STATE LABORATORY OF PUBLIC HEALTH, SPECTRUM LAB NETWORK			1	100%	1



# COVID-19: testing by laboratory

Data through Dec 12, 2020 verified as of Dec 13, 2020 at 09:25 AM

Data in this report are provisional and subject to change.

The numbers in the table below represent the number of Florida and non-Florida residents for whom test results were received by the Department of Health. A person can be tested by more than one laboratory and can have both positive and negative results. **Therefore, the sum of the numbers in each column will be larger than the total number of people tested.**

Reporting lab	Inconclusive	Negative	Positive	Percent positive	Total
CARESPOT EXPRESS HEALTHCARE BOYNTON BEACH			1	100%	1
BOND COUNTY HEALTH DEPARTMENT			1	100%	1
MIDDLE TENN MENTAL HEALTH INSTITUTE		1			1
ST. MARY MEDICAL CENTER		1			1
CLERMONT PEDIATRICS, PA			1	100%	1
LAKE CONWAY URGENT CARE LLC		1			1
CARE CENTERS OF NASSAU, LLC - HENDRICKS RD		1			1
MORGAN STANELY HEALTH CENTER		1			1
LAKE SIDE MEDICAL CENTER		1			1
SILVERMAN			1	100%	1
TREASURE COAST PRIMARY CARE		1			1
BAYFRONT HEALTH - CONVENIENT CARE NORTHEAST			1	100%	1
LEHIGH PULMONARY ASSOCIATES			1	100%	1
PEDIATRICS URGENT CARE, LLC			1	100%	1
TMH PHYSICIAN PARTNERS QUINCY			1	100%	1
HEALTH FIRST MEDICAL GROUP LLC			1	100%	1
Lutheran Community at Telford		1			1
PREMIER PEDIATRICS			1	100%	1
THEDACARE FAMILY MEDICINE GATEWAY			1	100%	1
ACCESS FAMILY CARE LLC			1	100%	1
MEMORIAL HERMANN SOUTHWEST HOSPITAL			1	100%	1
HEALTH ALLIANCE			1	100%	1
TALLAHASSEE PRIMARY CARE ASSOCIATES PA			1	100%	1
UNIVERSITY OF SOUTH FLORIDA			1	100%	1
BAYMEADOWS PEDIATRIC CARE		1			1
MEDEXPRESS URGENT CARE - SPRINGFIELD, COOLEY ST		1			1
VETERANS AFFAIRS MEDICAL CENTER - EAST ORANGE			1	100%	1
USF PHYSICIANS GROUP			1	100%	1
ENCOMPASS HEALTH HOME HEALTH		1			1
MEDEXPRESS URGENT CARE-CHIPPEWA		1			1
CATHEDRAL GERONTOLOGY CENTER DBA CATHEDRAL CARES			1	100%	1
HENRY FORD HOSPITAL			1	100%	1
CONSOLIDATED			1	100%	1
Diversicare of Smyrna		1			1
CVS MINUTE CLINIC			1	100%	1
GRACE HEALTHCARE OF LAKE WALES		1			1
PRISMA HEALTH TUOMEY LABORATORY			1	100%	1
MEDAC AT PORTERS NECK			1	100%	1
COLLINS NURSING HOME		1			1
PHYSICIAN ASSOCIATES, LLC			1	100%	1
JACKSONVILLE STATEFL			1	100%	1
University Plaza Rehabilitation and Nursing			1	100%	1
DEPARTMENT OF HEALTH/ NEW YORK			1	100%	1
NORTH SHORE HEMATOLOGY-ONCOLOGY ASSOCIATES PC		1			1
DAVITA DIALYSIS-NORTH			1	100%	1
ADVENT HEALTH APOPKA		1			1
Princeton Place			1	100%	1

# COVID-19: testing by laboratory

Data through Dec 12, 2020 verified as of Dec 13, 2020 at 09:25 AM

Data in this report are provisional and subject to change.

The numbers in the table below represent the number of Florida and non-Florida residents for whom test results were received by the Department of Health. A person can be tested by more than one laboratory and can have both positive and negative results. **Therefore, the sum of the numbers in each column will be larger than the total number of people tested.**

Reporting lab	Inconclusive	Negative	Positive	Percent positive	Total
MEDEXPRESS URGENT CARE - TARENTUM		1			1
TITUSVILLE REHABILITATION AND NURSING CENTER		1			1
CITRONELLE HEALTH AND REHABILITATION CENTER		1			1
AVON PARK CLUSTER		1			1
FHPG_EXP CARE W HILLSBOROUGH			1	100%	1
MADISON FACILITY INC			1	100%	1
AUSTIN PUBLIC HEALTH			1	100%	1
ADVANCED URGENT CARE OF MARATHON			1	100%	1
MEDEXPRESS URGENT CARE - ELM GROVE		1			1
FALKVILLE HEALTHCARE		1			1
ADVENTHEALTH PHYSICIAN GROUP - APPLEWOOD			1	100%	1
MEDICAL PAVILION CLINIC			1	100%	1
MADISON AT OVIEDO			1	100%	1
BEST MEDICAL CENTER		1			1
ST. LUKE'S HOSPITAL			1	100%	1
ADVENTHEALTH IMAGING LAKE NONA			1	100%	1
MEDEXPRESS URGENT CARE, CHAMBERSBURG		1			1
Integrity Healthcare of Carbondale			1	100%	1
OMAHA VA MEDICAL CENTER			1	100%	1
MED FUSION			1	100%	1
MEDEXPRESS URGENT CARE- FORT WORTH N T		1			1
2504-HOMEWOOD		1			1
HEALTH PLUS SUNRISE MEDICAL OFFICE			1	100%	1
Signature Healthcare of Savannah		1			1
WALGREENS #5130			1	100%	1
Washington County Nursing H0me			1	100%	1
MEDEXPRESS URGENT CARE - HUNTINGTON WE		1			1
BAYCARE OUTREACH LAB			1	100%	1
AFFINITY URGENT CARE			1	100%	1
TEXAS HEALTH ARLINGTON MEMORIAL		1			1
CEPERO PEDIATRICS PA			1	100%	1
MINUTECLINIC DIAGNOSTIC OF MICHIGAN		1			1
SOUTHERN SPRINGS HEALTH CARE		1			1
LABORATORIO MEDICO CENTRAL CONDOMINO MD			1	100%	1
HOUSTON METHODIST HOSPITAL			1	100%	1
Sherwood Oaks Health Center			1	100%	1
BAYCARE OUTREACH LAB WH SOUTH			1	100%	1
LIFELINK OF FLORIDA			1	100%	1
HALIFAX HEALTH PRIMARY CARE			1	100%	1
UNIVERSITY OF MARYLAND PATHOLOGY ASSOCIATES			1	100%	1
Caldwell Care		1			1
Manorcare Health Services West Reading North		1			1
RENOWN REGIONAL MEDICAL CENTER			1	100%	1
NORTHSIDE HOSPITAL DULUTH			1	100%	1
DASCENA LAB			1	100%	1
HARRIS URGENT CARE CENTER			1	100%	1
EAST RIDGE RETIREMENT VILLAGE INC		1			1

# COVID-19: testing by laboratory

Data through Dec 12, 2020 verified as of Dec 13, 2020 at 09:25 AM

Data in this report are provisional and subject to change.

The numbers in the table below represent the number of Florida and non-Florida residents for whom test results were received by the Department of Health. A person can be tested by more than one laboratory and can have both positive and negative results. **Therefore, the sum of the numbers in each column will be larger than the total number of people tested.**

Reporting lab	Inconclusive	Negative	Positive	Percent positive	Total
UF KANAPAHA LAB BEAKER		1			1
FAIRVIEW SOUTHDALE			1	100%	1
FAMILY MEDICAL CENTERS			1	100%	1
ICARE		1			1
MEDICAL ASSOCIATES OF BREVARD LLC		1			1
ALLIANCE LABORATORY SERVICES			1	100%	1
DISCOVERY AT HOME, LLC			1	100%	1
LAKE BALDWIN			1	100%	1
GOOD SAMARITAN HOSPITAL			1	100%	1
MEDEXPRESS URGENT CARE - ROSS TOWNSHIP		1			1
Rio Grande City Nursing and Rehab Center			1	100%	1
SOUTH DADE NURSING & REHABILITATION CENTER			1	100%	1
PROVIDENCE PORTLAND MEDICAL CENTER		1			1
WHITE-WILSON MEDICAL CENTER - FORT WALTON BEACH			1	100%	1
Hampton Court Nursing and Rehabilitation Center			1	100%	1
VITAS HEALTH INC			1	100%	1
CELEBRATION FAMILY PHYSICIANS LLC			1	100%	1
LEXINGTON PLACE SENIOR LIVING COMMUNITY		1			1
NEW YORK UNIVERSITY MEDICAL CENTER			1	100%	1
MD NOW URGENT CARE			1	100%	1
BIOMAT USA			1	100%	1
PARKLAND HEALTH & HOSPITAL			1	100%	1
NHC Chattanooga			1	100%	1
HUNTERS CREEK PEDIATRICS		1			1
ASCENSION ST VINCENT'S MEDICAL CENTER			1	100%	1
SPECTRUM LABORATORY			1	100%	1
VANAJA SUREDDI MD PA			1	100%	1
MEDEXPRESS URGENT CARE - BECKLEY		1			1
HOLMES FAMILY PRACTICE PA			1	100%	1
SPECTRUM LUDINGTON			1	100%	1
San Antonio Residence and Rehabilitation Center		1			1
PROGRESSIVE MEDICAL RESEARCH			1	100%	1
SPRINGFIELD HOSPITAL			1	100%	1
Bayou Vista Community Care Center			1	100%	1
ST MARYS MEDICAL CENTER			1	100%	1
TENNOVA ER - SANGO			1	100%	1
BAYCARE MEDICAL GROUP INC			1	100%	1
SAINT JOSEPHS HOSPITAL OF ATLANTA			1	100%	1
GENESIS MICROBIOLOGY LAB		1			1
EASTMAN HEALTHCARE & REHAB		1			1
PSL JAX BEACH OPERATIONS LLC			1	100%	1
CRESTAR LABS			1	100%	1
RAPID CITY REGIONAL HOSPITAL -579 ATTN. LABORATORY		1			1
Remarkable Healthcare Dallas			1	100%	1
DOCTORS HEARING			1	100%	1
BMC/NASSAU			1	100%	1
HANCOCK REGIONAL HOSPITAL		1			1

# COVID-19: testing by laboratory

Data through Dec 12, 2020 verified as of Dec 13, 2020 at 09:25 AM

Data in this report are provisional and subject to change.

The numbers in the table below represent the number of Florida and non-Florida residents for whom test results were received by the Department of Health. A person can be tested by more than one laboratory and can have both positive and negative results. **Therefore, the sum of the numbers in each column will be larger than the total number of people tested.**

Reporting lab	Inconclusive	Negative	Positive	Percent positive	Total
IDAHO HEALTH DEPARTMENT			1	100%	1
Oakview Manor Health and Rehab		1			1
Chateau Living Center			1	100%	1
FIVE STAR PREMIER RESIDENCES OF POMPANO BEACH			1	100%	1
RIVIERA BEACH HEALTH CENTER LAB			1	100%	1
LOGAN COUNTY HOSPITAL			1	100%	1
PROFESSIONAL HEALTH EXAMINERS			1	100%	1
GENESIS HEALTH SYSTEM			1	100%	1
MEDICAL LIFE-INC GUIDEWELL EMERGENCY MEDICINE			1	100%	1
COMPASSION PEDIATRIC URGENT CARE LLC			1	100%	1
INNOVATIVE HEALTH DIAGNOSTIC OF CALIFORNIA			1	100%	1
ROSECASTLE OF JACKSONVILLE LLC			1	100%	1
QC LABORATORY			1	100%	1
ST. LUKE'S HOSPITAL - BETHLEHEM CAMPUS		1			1
BRISTOL REGINAL MEDICAL CENTER			1	100%	1
HEALTH GUAGE			1	100%	1
KEY WEST BRANCH MEDICAL CLINIC			1	100%	1
LIFE CARE CENTER OF HILTON HEAD		1			1
JUPITER MEDICAL CENTER URGENT CARE - STUART			1	100%	1
MINUTECLINIC DIAGNOSTIC OF NORTH CAROLINA PC #5341		1			1
THE INTERNAL MEDICAL GROUP		1			1
US LABORATORIES			1	100%	1
NORWALK HOSPITAL			1	100%	1
STANDIFER PLACE		1			1
MINUTECLINIC DIAGNOSTIC MED GRP OF CA		1			1
Kroger - KRO01100688			1	100%	1
HOWELL BRANCH COURT			1	100%	1
TIMPANOGOS REGIONAL HOSPITAL			1	100%	1
BLACK STALLION WALK IN AND EXERCISE CLINICS LLC		1			1
PARK AVENUE DERMATOLOGY NORTH			1	100%	1
GSM OCED Subsection			1	100%	1
LEGACY ER & URGENT CARE - FRISCO WEST			1	100%	1
MEDEXPRESS URGENT CARE-WILKINS TOWNSHIP, WILLIAM PENN HIGHWAY		1			1
DOCTOR'S IN-HOUSE LAB/COMMUNITY HEALTH CENTERS OF PINELLAS – JOHNNIE R			1	100%	1
SEATTLE-KING COUNTY			1	100%	1
TULANE MEDICAL CENTER			1	100%	1
PARTNERS IN PRIMARY CARE		1			1
OCALA REGIONAL KIDNEY CENTER EAST			1	100%	1
SHANDS JACKSONVILLE CLINICAL CENTER			1	100%	1
CELEBRATION PRIMARY CARE ASSOCIATES LLC		1			1
Cerenity Senior Care-White Bear Lake		1			1
URGENT DOC -NACOGODOCHES CLINIC			1	100%	1
MEDONE URGENT CARE			1	100%	1
LABORATORY COPRORATION OF AMERICA			1	100%	1
TRAVIS LEE THOMPSON MD			1	100%	1
PRIMECARE AT PORT ORANGE			1	100%	1
CHIPOLA QUICK CARE			1	100%	1

# COVID-19: testing by laboratory

Data through Dec 12, 2020 verified as of Dec 13, 2020 at 09:25 AM

Data in this report are provisional and subject to change.

The numbers in the table below represent the number of Florida and non-Florida residents for whom test results were received by the Department of Health. A person can be tested by more than one laboratory and can have both positive and negative results. **Therefore, the sum of the numbers in each column will be larger than the total number of people tested.**

Reporting lab	Inconclusive	Negative	Positive	Percent positive	Total
WHEATON FRANCISCAN LABORATORY			1	100%	1
MRMC LAB MICRO			1	100%	1
SOUTH FLORIDA PEDIATRIC PARTNERS			1	100%	1
Rehab Select of Talladega		1			1
BOLLES SCHOOL, THE			1	100%	1
FLORIDA DEPARTMENT OF HEALTH PALM BEACH COUNTY			1	100%	1
COMPASSION PEDIATRICS			1	100%	1
CLINICAL LABORATORY		1			1
WALKIN MEDICAL URGENT CARE,NEW CITY			1	100%	1
MEDEXPRESS URGENT CARE - MT LEBANON		1			1
DAYTONA BEACH CENTRA CARE			1	100%	1
MIAMI CHILDRENS HOSPITAL MIDTOWN OUTPATIENT CENTER			1	100%	1
DIXITKUMAR N MODI MD PA			1	100%	1
OMNI HEALTHCARE INC			1	100%	1
HEALTH CARE SERVICES LC			1	100%	1
LRGHEALTHCARE		1			1
HEALTHQUEST, INC			1	100%	1
EXPRESS LAB LIVINGSTON			1	100%	1
YOUR KIDS URGENT CARE			1	100%	1
NDX-CORE LAB			1	100%	1
Dulles Health and Rehab Center		1			1
NORTHCREST MEDICAL CENTER			1	100%	1
WESTON COUNTY HEALTH SERVICES			1	100%	1
WALGREENS #06025		1			1
BRANDON OUTREACH CLINIC			1	100%	1
NAPHCARE INC		1			1
WELLCARE URGENT CARE			1	100%	1
APOPKA FAMILY HEALTH CENTER			1	100%	1
BAPTIST HEALTH LEXINGTON			1	100%	1
CAREMED CLINIC LLC			1	100%	1
HUDSON REGIONAL HOSPITAL			1	100%	1
PROGRESS PHARMACY INC			1	100%	1
QUEST DIAGNOSTICS CLINICAL LABORATORIES INC		1			1
EXCEL URGENT CARE OF NJ			1	100%	1
HERNANDO COUNTY HEALTH DEPT			1	100%	1
CAH ACQUISITION COMPANY 11 LLC			1	100%	1
COLONIAL MEDICAL CENTER-EAST ORLANDO			1	100%	1
Masonic Medical Research Institute			1	100%	1
CFHC - FROSTPROOF			1	100%	1
FIT4LIFE MEDICAL CENTER			1	100%	1
COOPER CLINIC			1	100%	1
ORANGE PARK PEDIATRICS			1	100%	1
CROSS CREEK HEALTH CARE		1			1
LabCorp L#09258295 M#09258285			1	100%	1
HOLYOKE MEDICAL CENTER			1	100%	1
CONTINENTAL HOME HEALTH CARE INC			1	100%	1
CONWAY MEDICAL CENTER			1	100%	1



# COVID-19: testing by laboratory

Data through Dec 12, 2020 verified as of Dec 13, 2020 at 09:25 AM

Data in this report are provisional and subject to change.

The numbers in the table below represent the number of Florida and non-Florida residents for whom test results were received by the Department of Health. A person can be tested by more than one laboratory and can have both positive and negative results. **Therefore, the sum of the numbers in each column will be larger than the total number of people tested.**

Reporting lab	Inconclusive	Negative	Positive	Percent positive	Total
TALLAHASSEE MEMORIAL HEALTHCARE			1	100%	1
LAKEVIEW REGIONAL HOSPITAL			1	100%	1
ALLEGANY COUNTY DEPARTMENT OF HEALTH		1			1
BROOKSVILLE REGIONAL HOSPITAL			1	100%	1
MULBERRY'S MOBILE PROVIDER SERVICES LLC			1	100%	1
BAPTIST HOSPITAL EAST			1	100%	1
Community Care Center of Heritage House, LLC			1	100%	1
ANDREWS			1	100%	1
CLINICAL LABORATORY DEPARTMENT			1	100%	1
BAPTIST HOSPITAL EMPLOYEE HEALTH OFF			1	100%	1
FAITH FAMILY PRACTICE			1	100%	1
LAB. CORP. OF AMERICA			1	100%	1
MY URGENT CARE CLINIC			1	100%	1
CQUENTIA NGS, LLC			1	100%	1
MINUTE CLINIC OF KANSAS PA			1	100%	1
SCRIPPS CLINIC MEDICAL			1	100%	1
LIBERTY HEALTH CENTER			1	100%	1
BIODORON LABORATORIES			1	100%	1
Vi at Aventura		1			1
ST. LUCIE COUNTY HEALTH DEPARTMENT		1			1
THYROID SPECIALTY LABORATORY			1	100%	1
FLORIDA DEPARTMENT OF HEALTH IN LEE COUNTY			1	100%	1
A.G. Rhodes		1			1
CORPORATION OF AMERICA		1			1
SUNY AT STONY BROOK			1	100%	1
Riverside Nursing & Rehabilitation Center		1			1
PARKWAY REGIONAL MEDICAL CENTER LAB			1	100%	1
EH FARGO HOSPITAL LABORATORY			1	100%	1
PROVIDENCE HOSPITAL			1	100%	1
WARE EXPRESS CARE			1	100%	1
Oak Hill Health & Rehabilitation Center			1	100%	1
VELOCITY URGENT CARE			1	100%	1
ADVANCE GASTROENTEROLOGY			1	100%	1
COMMUNICABLE DISEASE CONTROL/PUBLIC HEALTH EMERGENCY PREPAREDNESS			1	100%	1
MAYO CLINIC OUTPATIENT DIALYSIS CENTER			1	100%	1
HOLY FAMILY MEDICAL CENTER		1			1
FLORIDA DEPARTMENT OF HEALTH SEMINOLE COUNTY		1			1
CARENOW URGENT CARE-WEST END		1			1
OAK HAVEN REHAB AND NURSING CENTER			1	100%	1
Avante at Orlando		1			1
FLORIDA DEPARTMENT OF HEALTH (FDOH)			1	100%	1
GEORGETOWN URGENT CARE			1	100%	1
UPMC NORTHWEST HOSPITAL			1	100%	1
ALTA BATES SUMMIT MEDICAL CENTER CLINICAL LAB			1	100%	1
AUGUSTA HEALTH CLINICAL LABORATORY			1	100%	1
Conway Lakes Health and Rehabilitation Center		1			1
MAYO CLINICAL LABORATORIES		1			1

# COVID-19: testing by laboratory

Data through Dec 12, 2020 verified as of Dec 13, 2020 at 09:25 AM

Data in this report are provisional and subject to change.

The numbers in the table below represent the number of Florida and non-Florida residents for whom test results were received by the Department of Health. A person can be tested by more than one laboratory and can have both positive and negative results. **Therefore, the sum of the numbers in each column will be larger than the total number of people tested.**

Reporting lab	Inconclusive	Negative	Positive	Percent positive	Total
HOUSTON DEPARTMENT OF HEALTH AND HUMAN SERVICES			1	100%	1
THE MEDICAL CENTER AT BOWLING GREEN			1	100%	1
WEST COAST CLINICAL LABS INC			1	100%	1
SPRINGHILL SENIOR RESIDENCE		1			1
The Palms Nursing and Rehabilitation		1			1
NEMOURS CHILDRENS PRIMARY CARE CLERMONT			1	100%	1
NORTH FLORIDA CHILD DEVELOPMENT, INC			1	100%	1
METHODIST MANSFIELD MEDICAL CENTER			1	100%	1
PRIMEX CLINICAL LABORATORIES INC			1	100%	1
STANFORD HEALTH CARE ANATOMIC PATHOLOGY & CLINICAL LAB			1	100%	1
CONSULATE HEALTH CARE OF VERO BEACH			1	100%	1
MOUNT SINAI COMPREHENSIVE CANCER CENTER			1	100%	1
FLORIDA DIGESTIVE AND LIVER SPECIALISTS			1	100%	1
VALLEY MEDICAL LABORATORY			1	100%	1
MEDEXPRESS URGENT CARE - GLENDALE		1			1
Bolingreen Health and Rehabilitation		1			1
Villa Maria			1	100%	1
OCALA FAMILY MEDICAL CENTER		1			1
PASCO COUNTY HEALTH DEPARTMENT			1	100%	1
WILTON MANORS HEALTH & REHABILITATION CENTER			1	100%	1
MOSAIC MEDICAL CENTER MARYVILLE			1	100%	1
BUENA VIDA ESTATES			1	100%	1
MINUTECLINIC DIAGNOSTIC MEDICAL GROUP		1			1
CLIFTON-FINE HOSPITAL LABORATORY		1			1
MEDEXPRESS URGENT CARE - RICHMOND, W BROAD ST		1			1
Douglas County Health Center		1			1
MEMORIALCARE LONG BEACH MEDICAL CENTER			1	100%	1
ALLEGHENY GENERAL HOSPITAL			1	100%	1
LOUISIANA STATE LAB			1	100%	1
CLINCLOUD, LLC			1	100%	1
INFECTION CONTROL DEPT			1	100%	1
MEMORIAL HERMANN HOSPITAL			1	100%	1
Sanford Health & Rehabilitation			1	100%	1
HEALTHCARE FOR THE HOMELESS			1	100%	1
MEDEXPRESS URGENT CARE - MIDLOTHIAN		1			1
NASSAU COUNTY HEALTH DEPARTMENT-FERNANDINA BEACH C		1			1
LIFESPAN HEALTH - SELMER		1			1
SUMMIT LABORATORY			1	100%	1
MARION COUNTY HEALTH DEPARTMENT			1	100%	1
DONALSONVILLE HOSPITAL			1	100%	1
NATION'S BEST CARE HOME HEALTH			1	100%	1
HEALTH AND WELLNESS CENTER			1	100%	1
CALIFORNIA DIVISION OF COMMUNICABLE DISEASE CONTROL			1	100%	1
DAVENPORT PEDIATRICS CLERMONT PA		1			1
ST GERARD'S COMMUNITY OF CARE		1			1
NEMOURS CHILDRENS PRIMARY CARE			1	100%	1
DORAL KIDNEY CENTER			1	100%	1

# COVID-19: testing by laboratory

Data through Dec 12, 2020 verified as of Dec 13, 2020 at 09:25 AM

Data in this report are provisional and subject to change.

The numbers in the table below represent the number of Florida and non-Florida residents for whom test results were received by the Department of Health. A person can be tested by more than one laboratory and can have both positive and negative results. **Therefore, the sum of the numbers in each column will be larger than the total number of people tested.**

Reporting lab	Inconclusive	Negative	Positive	Percent positive	Total
WALGREENS #01398			1	100%	1
NEMOURS CHILDREN'S PRIMARY CARE			1	100%	1
PALMA CEIA MED GROUP-SWANN		1			1
UNIVERSITY OF IOWA HOSPITALS & CLINICS			1	100%	1
Avera Sr. James Care Center		1			1
ST JOSEPHS HOSPITAL SOUTH HOSPITAL			1	100%	1
UMASS MEMORIAL MEDICAL CENTER, INC		1			1
CVS MINUTE CLINIC DIAGNOSTIC PA #3060		1			1
MEDCARE QUALITY MEDICAL CENTER LLC			1	100%	1
NEWTON MEMORIAL HOSPITAL		1			1
CSL PLASMA LAB			1	100%	1
MCH PHYSICIANS GROUP			1	100%	1
INTERMOUNTAIN MEDICAL CENTER			1	100%	1
GRAND VIEW HOSPITAL			1	100%	1
Valley Center (WV)			1	100%	1
UHS BINGHAMTON GENERAL			1	100%	1
ADVENTHEALTH HOSPICE CARE CENTRAL FLORIDA		1			1
FRESENIUS SOUTH FORT MYERS		1			1
BEAUMONT HOSPITAL, GROSSE POINTE			1	100%	1
WEST VIRGINIA UNIVERSITY HOSPITALS			1	100%	1
SPARTANBURG REGIONAL MEDICAL CENTER			1	100%	1
OVIEDO CHILDRENS HEALTH CENTER LLC		1			1
INTERNATIONAL MEDICAL LABORATORY INC		1			1
LONGWOOD PEDIATRICS LLC			1	100%	1
LINCOLN MEDICAL CENTER		1			1
MAINE HEALTH AND ENVIRONMENTAL TESTING LABORATORY			1	100%	1
RCP OF MEMORIAL WEST			1	100%	1
FLORIDA MEDICAL CLINIC PA GI			1	100%	1
ONSLOW COUNTY HEALTH DEPARTMENT			1	100%	1
SKYRIDGE CLINICAL ASSOCIATES		1			1
ADVENTHEALTH MEDICAL GROUP FAMILY AND INTERNAL			1	100%	1
Redwood Springs Healthcare			1	100%	1
LEELANAU OPCO, LLC		1			1
PRECISION CLINICAL RESEARCH			1	100%	1
ADVANCED URGENT CARE PLLC		1			1
NEW YORK STATE DEPTARTMENT OF HEALTH			1	100%	1
CHRISTUS SPOHN HOSPITAL			1	100%	1
FAMILY PRACTICE OF DAVIE INC			1	100%	1
FLORIDA FAMILY LABORATORY		1			1
OMNICARE PHARMACY OF TEXAS 1, LP		1			1
FULGENT GENETICS HOUSTON		1			1
ROCKWALL URGENT CARE			1	100%	1
TWIN			1	100%	1
WINCHESTER MEDICAL CENTER			1	100%	1
Metairie Healthcare Center			1	100%	1
SOUTHWEST REGIONAL PCR LABORATORY			1	100%	1
TENNOVA HEALTHCARE - CLEVELAND			1	100%	1

# COVID-19: testing by laboratory

Data through Dec 12, 2020 verified as of Dec 13, 2020 at 09:25 AM

Data in this report are provisional and subject to change.

The numbers in the table below represent the number of Florida and non-Florida residents for whom test results were received by the Department of Health. A person can be tested by more than one laboratory and can have both positive and negative results. **Therefore, the sum of the numbers in each column will be larger than the total number of people tested.**

Reporting lab	Inconclusive	Negative	Positive	Percent positive	Total
LAKE LURE HEALTH CENTER			1	100%	1
GRAND VILLA OF PINELLAS PARK			1	100%	1
Buena Vista Care Center		1			1
CLUB HEALTH AND REHABILITATION CENTER, THE		1			1
BASCOM PALMER-MICRO LAB			1	100%	1
COMMUNITY			1	100%	1
ARNOLD PALMER HOSPITAL LAB POCT		1			1
COMMUNITY MEDICAL CENTER			1	100%	1
441 URGENT CARE-MULBERRY			1	100%	1
LIFELINK TISSUE BANK D/B/A LIFELINK TISSUE BANK		1			1
HENRY FORD WEST BLOOMFIELD HOSPITAL			1	100%	1
Brio of Johnston		1			1
PALMETTO PRIMARY CARE PHYSICIANS			1	100%	1
ALL CARE URGENT CARE			1	100%	1
Heritage of Red Cloud		1			1
Livingston County Center for Nursing and Rehabilitation		1			1
MEDEXPRESS URGENT CARE-BRENTWOOD		1			1
ADVENTHEALTH SENIOR CARE AT ORMOND			1	100%	1
ST FRANCIS MEDICAL CENTER			1	100%	1
MID-FLORIDA PATHOLOGY LLC - MOBILE UNIT # 3			1	100%	1
CARE STATION MEDICAL GROUP		1			1
Longwood Community Living Center		1			1
Arlington Care Center			1	100%	1
The Waterford		1			1
ADVENT HEALTH CENTRAL TEXAS		1			1
AVERA SACRED HEART HOSPITAL			1	100%	1
KETTERING MEDICAL CENTER			1	100%	1
Lab MSMC Hialeah			1	100%	1
Lemont Nursing and Rehab Center			1	100%	1
PROGRESSIVE MEDICAL LAB LLC			1	100%	1
BRIGHAM AND WOMEN'S HOSPITAL			1	100%	1
MOUNT SINAI AVENTURA DIAGNOSTIC CENTER			1	100%	1
ADVENTHEALTH MEDICAL GROUP FAMILY MEDICINE AT RDV		1			1
BLOOD SYSTEMS LABORATORIES			1	100%	1
GALVESTON COUNTY HEALTH DISTRICT			1	100%	1
PUBLIX PHARMACY #1114			1	100%	1
CVA MINUTE CLINIC DIAGNOSTIC OF VIRGINIA, LLC		1			1
MEA PRIMARY CARE PLUS BYRAM			1	100%	1
MEDICAL ASSOCIATES OF CARTER		1			1
POMPANO BEACH ARTIFICIAL KIDNEY CENTER			1	100%	1
WAKULLA COUNTY HEALTH DEPARTMENT		1			1
HYDE PARK MEDICAL CENTER		1			1
LAB TEST KENDALL LLC		1			1
BRANDON REGIONAL EMERGENCY CTR			1	100%	1
SPORTS MEDICINE CLINIC - U OF WYOMING			1	100%	1
MEMORIAL HOSPITAL WEST			1	100%	1
BL DIAGNOSTICS LLC			1	100%	1

# COVID-19: testing by laboratory

Data through Dec 12, 2020 verified as of Dec 13, 2020 at 09:25 AM

Data in this report are provisional and subject to change.

The numbers in the table below represent the number of Florida and non-Florida residents for whom test results were received by the Department of Health. A person can be tested by more than one laboratory and can have both positive and negative results. **Therefore, the sum of the numbers in each column will be larger than the total number of people tested.**

Reporting lab	Inconclusive	Negative	Positive	Percent positive	Total
ACCESS HEALTH CARE PHYSICIANS			1	100%	1
FIU HEALTH CARE CENTER			1	100%	1
BRUCE S WEST MD			1	100%	1
Signature Healthcare of Georgetown		1			1
MISSION HOSPITAL			1	100%	1
CHIEFLAND MEDICAL CENTER			1	100%	1
FAMILY MEDICINE AT WINTER PARK			1	100%	1
MERITER LABORATORIES			1	100%	1
NORTH SHORE MEDICAL CENTER - SALEM HOSPITAL			1	100%	1
Good Samaritan Society - Albion		1			1
WALKONCLINIC			1	100%	1
ADVANCED LABORATORY SERVICES			1	100%	1
BOULDER COMMUNITY HOSPITAL			1	100%	1
CARSON NURSING AND REHABILITATION CENT		1			1
PARK AVENUE PEDIATRICS PC		1			1
Florence Home		1			1
FLORIDA HOSPITAL ORMOND BEACH			1	100%	1
MARYLAND DEPARTMENT OF HEALTH AND MENTAL HYGIENE-LABORATORIES			1	100%	1
EAST TENNESSEE STATE UNIVERSITY		1			1
MOUNT SINAI MEDICAL CENTER OF FLORIDA, INC			1	100%	1
Florida Baptist Retirement Center		1			1
EXPRESS CARE OF TAMPA BAY LLC		1			1
KEY WEST HMA PHYSICIAN MANAGEMENT, LLC			1	100%	1
ADVENTHEALTH MEDICAL GROUP OBSTETRICS			1	100%	1
MOUNT SINAI MEDICAL CENTER AVENTURA ER			1	100%	1
PANCARE HEALTH GULF COUNTY			1	100%	1
TENNESSEE VALLEY HCS			1	100%	1
FLORIDA HOSPITAL LAB			1	100%	1
PRINCIPLE DIAGNOSTICS LLC			1	100%	1
Mill Valley Care Center		1			1
WELLMED AT FORT PIERCE		1			1
BAPTIST HOSPITAL LABORATORY			1	100%	1
Chestnut Ridge Nursing & Rehab		1			1
LOUNDY		1			1
MEDEXPRESS URGENT CARE - FORT WORTH S		1			1
NEIGHBORCARE PHARMACY SERVICES		1			1
BRIDGEWATER PARK ASSISTED LIVING LLC			1	100%	1
The Pines at Poughkeepsie Center for Nursing and Rehabilitation		1			1
SERENADES BY SONATA		1			1
ASCENSION ST VINCENT'S - WESTSIDE			1	100%	1
COVID TESTING LLC			1	100%	1
ROCKLEDGE HEALTH & REHABILITATION CENTER			1	100%	1
SIGNATURE CARE MEMORIAL CITY			1	100%	1
PARRISH MEDICAL GROUP			1	100%	1
CYPRESS VILLAGE REHAB CENTER		1			1
GIFFORD MEMORIAL HOSPITAL		1			1
UNIVERSITY OF BALTIMORE WASHINGTON MEDICAL CENTER			1	100%	1



# COVID-19: testing by laboratory

Data through Dec 12, 2020 verified as of Dec 13, 2020 at 09:25 AM

Data in this report are provisional and subject to change.

The numbers in the table below represent the number of Florida and non-Florida residents for whom test results were received by the Department of Health. A person can be tested by more than one laboratory and can have both positive and negative results. **Therefore, the sum of the numbers in each column will be larger than the total number of people tested.**

Reporting lab	Inconclusive	Negative	Positive	Percent positive	Total
LAKEVIEW HEALTH CARE SYSTEM LLC			1	100%	1
CYPRESS CREEK MEDICAL CENTER			1	100%	1
SOUTHERN WINDS			1	100%	1
LITTLE COMPANY OF MARY HOSPITAL			1	100%	1
Mountain View Manor			1	100%	1
HILTON HEAD HOSPITAL/INPATIENT			1	100%	1
SOUTHWOOD NURSING & RETIREMENT CENTER		1			1
MOORE CLINICAL RESEARCH INC			1	100%	1
SOUTH LAKE FAMILY HEALTH CENTER			1	100%	1
DESERT HOSPITAL/CPHU CLINICAL LABORATORY			1	100%	1
ARIZONA STATE LABORATORY			1	100%	1
BAPTIST HEALTH EXPRESS CARE			1	100%	1
NATIONAL GENETICS INST LABCORP		1			1
EASTERN FLORIDA STATE COLLEGE - PALM BAY CAMPUS□			1	100%	1
BREVARD FAMILY WALK IN CLINIC			1	100%	1
CARESOUTH HHA HOLDINGS OF THE TREASURE COAST LLC			1	100%	1
MAYO CLINIC BEACHES PRIMARY CARE CTR		1			1
MANSFIELD MEDICAL LODGE			1	100%	1
MINUTECLINIC LLC #5157			1	100%	1
INTEGRATED FAMILY MEDICAL CENTER			1	100%	1
DEACONESS URGENT CARE CENTER			1	100%	1
HARDIN MEMORIAL HOSPITAL - HEARTLAND PATHOLOGY CONSULTANTS			1	100%	1
Miller Health Care Center			1	100%	1
MEDEXPRESS URGENT CARE - WHEELING		1			1
FLORIDA HEART AND VASCULAR MULTISPECIALTY GROUP PA			1	100%	1
MEDEXPRESS URGENT CARE - MBURG COMMONS		1			1
TRUMAN MEDICAL CENTER - HOSPITAL HILL			1	100%	1
ALPHA CLINICAL LABORATORY CORP.			1	100%	1
REEVES COUNTY HOSPITAL DISTRICT			1	100%	1
UCH LAB			1	100%	1
MEDEXPRESS URGENT CARE - NORTH LITTLE		1			1
NONA MEDICAL ARTS		1			1
ST VINCENTS AMBULATORY CARE INC			1	100%	1
FLEMING ISLAND CENTER FOR CLINICAL RESEARCH		1			1
OHIO VALLEY MANOR NURSING &		1			1
BORINQUEN HEALTH CENTER			1	100%	1
LIFEGUARD AMBULANCE SERVICE LLC - BAY COUNTY			1	100%	1
MED TECH SERVICES OF PALM BEACH INC		1			1
OAKWOOD HOSPITAL - SOUTHSORE			1	100%	1
ST JOHNS PEDIATRICS PA		1			1
DERMDX, DIV OF AURORA DIAGNOSTICS/BERNHARDT LAB		1			1
Monument Health Strugis Care Center		1			1
METROHEALTH SYSTEM			1	100%	1
ELEMENTS PHARMACY			1	100%	1
PATHOLOGYT & LAB MEDICINE SERVICES			1	100%	1
WINSHIPS PHARMACY INC		1			1
NORTH MIAMI BEACH SURGICAL CENTER			1	100%	1

# COVID-19: testing by laboratory

Data through Dec 12, 2020 verified as of Dec 13, 2020 at 09:25 AM

Data in this report are provisional and subject to change.

The numbers in the table below represent the number of Florida and non-Florida residents for whom test results were received by the Department of Health. A person can be tested by more than one laboratory and can have both positive and negative results. **Therefore, the sum of the numbers in each column will be larger than the total number of people tested.**

Reporting lab	Inconclusive	Negative	Positive	Percent positive	Total
CVS HEALTH, #2043		1			1
WEST DADE PEDIATRICS			1	100%	1
BLOOMINGDALE PEDIATRIC ASSOCIATES PA			1	100%	1
FLORIDA EPIDEMIOLOGY PROGRAM			1	100%	1
STEPHENS COUNTY HOSPITAL			1	100%	1
PEACHEALTH LABORATORIES		1			1
BARRINGTON TERRACE NAPLES			1	100%	1
Ash Flat Healthcare and Rehabilitation Center			1	100%	1
LIFELINK TRANSPLANT INSTITUTE LAB			1	100%	1
FLORIDA CLINICAL RESEARCH CENTER, LLC			1	100%	1
BAYFRONT HEAL WOUND CARE AND HYPERBARIC CENTER			1	100%	1
SUSAN F. WILLIAMS M.D., P.A.			1	100%	1
PINELLAS CHD - CLEARWATER			1	100%	1
MERCY - NORTH IOWA			1	100%	1
Kindred Hospital South Florida Hollywood SNU			1	100%	1
DOCTORS EXPRESS OF ST PETERSBURG			1	100%	1
ST PETE DIRECT PRIMARY CARE		1			1
LABCORP TAMPA		1			1
CVS HEALTH, #1994		1			1
MOBILE MEDICAL ASSOCIATES PL			1	100%	1
SOUTH BEND MEDICAL FOUNDATION			1	100%	1
LEHIGH REGIONAL WOUND CENTER			1	100%	1
HALEYVILLE HEALTH CARE CENTER		1			1
COMMUNITY MEDICAL CENTER-ORANGE CITY		1			1
BLUEWATER TOXICOLOGY			1	100%	1
ARCADIA DIALYSIS CENTER			1	100%	1
TEVAPHARM			1	100%	1
FLORHAM PARK ENDOSCOPY CENTER		1			1
SEASONS HOSPICE AND PALLIATIVE CARE OF			1	100%	1
ATHENS LIMESTONE HOSPITAL		1			1
GREENTREE MEDICAL CENTER			1	100%	1
FLAGLER COUNTY BOARD OF COUNTY COMMISSIONERS			1	100%	1
HABANA HEALTH CARE CENTER			1	100%	1
SHELBYVILLE HOSPITAL COMPANY		1			1
Crowne Place Assisted Living		1			1
CVS MINUTE CLINIC DIAG OF IND, LLC #6549		1			1
CAREWELL 203			1	100%	1
MEDEXPRESS URGENT CARE - SOUTH CHARLESTON		1			1
ALLIED PEDIATRICS & FAMILY MEDICINE			1	100%	1
DOCTORS CARE - GREER		1			1
EMERGENCY CARE SERVICES LAB AT JFK MEDICAL CENTER			1	100%	1
Eddy Memorial Geriatric Center		1			1
LUMICO LIFE INSURANCE COMPANY		1			1
MALUHIA		1			1
Trucare Living Centers - Columbus		1			1
NCHMD, INC SOUTHEAST IMMEDIATE CARE			1	100%	1
BLUFFTON HEALTH CENTER			1	100%	1

# COVID-19: testing by laboratory

Data through Dec 12, 2020 verified as of Dec 13, 2020 at 09:25 AM

Data in this report are provisional and subject to change.

The numbers in the table below represent the number of Florida and non-Florida residents for whom test results were received by the Department of Health. A person can be tested by more than one laboratory and can have both positive and negative results. **Therefore, the sum of the numbers in each column will be larger than the total number of people tested.**

Reporting lab	Inconclusive	Negative	Positive	Percent positive	Total
ST. VINCENT HOSPITAL			1	100%	1
BRONSON METHODIST HOSPITAL			1	100%	1
URGENT CARE COASTAL GA			1	100%	1
AMERICAN HEALTH ASSOCIATES INC			1	100%	1
SWEDISH COVENANT HOSPITAL			1	100%	1
MINUTE CLINIC DIAGNOSTICS OF IN, LLC #6252		1			1
MEDICAL CENTER OF CENTRAL GEORGIA			1	100%	1
GRAND VILLA OF DUNEDIN			1	100%	1
GOLDING-GRANADO MEDICAL ASSOCIATES		1			1
GATEWAY LABORATORIES		1			1
TITUS REGIONAL MEDICAL CENTER			1	100%	1
BEEHIVE HOMES OF GULF BREEZE		1			1
BAPTIST HOSPITAL OF MIAMI MCI BROWARD LABORATORY			1	100%	1
LAS PALMAS MEDICAL CENTER			1	100%	1
Harbert Hills Academy Nursing Home		1			1
FRASER MEMORIAL HOSPITAL			1	100%	1
BAYOU URGENT CARE			1	100%	1
MERCYONE DES MOINES MEDICAL CENTER			1	100%	1
BELLE GLADES HEALTH CLINIC			1	100%	1
ORCHID TERRACE		1			1
JAX FAMILY CARE		1			1
AFTER HOURS PEDS			1	100%	1
MERITUS MEDICAL CENTER			1	100%	1
PALM BEACH DIABETES AND ENDOCRINE SPECIALISTS, PA			1	100%	1
MIDDLEBURG PEDIATRICS			1	100%	1
SAINT BARNABAS MEDICAL CENTER		1			1
VIVEX/UMTB BIOMEDICAL			1	100%	1
HEALTHCARE ASSOCIATES OF IRVING, LLP			1	100%	1
HARDEE COUNTY FIRE RESCUE		1			1
HELGEMO & LIOU PEDIATRICS			1	100%	1
ANDREWS INSTITUTE AMBULATORY SURGERY CENTER		1			1
LAKE REGIONAL HEALTH			1	100%	1
CITY OF NEW YORK DEPARTMENT OF HEALTH			1	100%	1
SELF REGIONAL HEALTHCARE			1	100%	1
LEE MEMORIAL HOSPITAL OUTPATIENT SURGERY CENTER			1	100%	1
DOCTORS CARE OF PALM COAST			1	100%	1
JACKSON MADISON CO. GEN. HOSPITAL			1	100%	1
PCR DIAGNOSTICS			1	100%	1
ER NEAR ME HULEN		1			1
CHP COVID-19 (TX)			1	100%	1
HUNEYCUTT FAMILY PRACTICE			1	100%	1
SURGERY CENTER, THE			1	100%	1
ACCURATE HEALTH SERVICES CORP			1	100%	1
MISSOURI DEPARTMENT OF HEALTH AND SENIOR SERVICES - STATE PH LAB		1			1
LITTLE FALLS HOSPITAL LABORATORY		1			1
XSTREMEMD			1	100%	1
UF HEALTH THE VILLAGES			1	100%	1

# COVID-19: testing by laboratory

Data through Dec 12, 2020 verified as of Dec 13, 2020 at 09:25 AM

Data in this report are provisional and subject to change.

The numbers in the table below represent the number of Florida and non-Florida residents for whom test results were received by the Department of Health. A person can be tested by more than one laboratory and can have both positive and negative results. **Therefore, the sum of the numbers in each column will be larger than the total number of people tested.**

Reporting lab	Inconclusive	Negative	Positive	Percent positive	Total
MD NOW URGENT CARE MEDICAL CENTERS INC			1	100%	1
VETERANS AFFAIRS MEDICAL CENTER - GREATER LOS ANGELES			1	100%	1
BEAUMONT HOSPITAL			1	100%	1
SUN CLINICAL LABORATORIES			1	100%	1
CARENOW URGENT CARE - CENTRAL AUSTIN			1	100%	1
Cortland Acres Association		1			1
LIFE CARE CENTER OF GWINNETT		1			1
ONPOINT URGENT CARE			1	100%	1
MEDEXPRESS URGENT CARE - ANDERSON		1			1
SHANNON CLARK OD, PA			1	100%	1
PUTNAM CO HOSPITAL-D/B/A ASBURY TOWERS		1			1
BOSTON MEDICAL CENTER			1	100%	1
El Paso Health Care Center			1	100%	1
JUPITER PEDIATRIC ASSOCIATES, PA			1	100%	1
PALM SPRINGS GENERAL HOSPITAL			1	100%	1
COSTCO PHARMACY #1023			1	100%	1
FREEPORT ER DOX URGENT CARE		1			1
MARINA DEL REY HOSPITAL LAB			1	100%	1
CLEARWATER PAIN MANAGEMENT ASSOCIATES			1	100%	1
ORDRS, INC.			1	100%	1
MINUTECLINIC, DIAGNOSTIC OF TEXAS, LLC		1			1
CORNERSTONE OF RECOVERY INC		1			1
POETS WALK SARASOTA			1	100%	1
STANLY REGIONAL MEDICAL CENTER			1	100%	1
GENEXPERT			1	100%	1
ISLANDS ASSISTED LIVING FACILITY,THE			1	100%	1
PHYSICIANS PRIMARY CARE LEHIGH PEDS			1	100%	1
INTERNAL MEDICINE & PEDIATRICS OF TAMPA BAY PA			1	100%	1
NHLS		1			1
EXCEPTIONAL EMERGENCY CENTER			1	100%	1
HELEN HAYES HOSPITAL LABORATORY		1			1
GEORGE WASHINGTON UNIVERSITY HOSPITAL			1	100%	1
Kroger - KRO70300083			1	100%	1
STEINHATCHEE DRUGS			1	100%	1
The Crossroads		1			1
VISTA DEL SOL MED ASSOC		1			1
NEMOURS CHILDREN'S PRIMARY CARE, ST CLOUD			1	100%	1
AMD			1	100%	1
Bivins Pointe			1	100%	1
15 TO KNOW			1	100%	1
WELLLNOW URGENT CARE-OSWEGO			1	100%	1
ULTIMATE ANALYSIS LABORATORY			1	100%	1
Garden Isle Healthcare and Rehabilitation Center		1			1
OPTIMAL MEDICINE INC		1			1
CARESPOT URGENT CARE		1			1
REGIONAL MEDICAL LABORATORY			1	100%	1
FLORIDA SCHOOL FOR THE DEAF AND THE BLIND			1	100%	1

# COVID-19: testing by laboratory

Data through Dec 12, 2020 verified as of Dec 13, 2020 at 09:25 AM

Data in this report are provisional and subject to change.

The numbers in the table below represent the number of Florida and non-Florida residents for whom test results were received by the Department of Health. A person can be tested by more than one laboratory and can have both positive and negative results. **Therefore, the sum of the numbers in each column will be larger than the total number of people tested.**

Reporting lab	Inconclusive	Negative	Positive	Percent positive	Total
Carington Park			1	100%	1
ARDEN COURTS OF PALM HARBOR			1	100%	1
PENINSULA REGIONAL MED CTR LAB			1	100%	1
INTERNAL MEDICINE GROUP OF CENTRAL FLORIDA			1	100%	1
STEWART MEDICAL GROUP INC			1	100%	1
MEMORIAL HOSPITAL - BELLEVILLE			1	100%	1
STONECREST MEDICAL CENTER		1			1
COLONIAL VILLA GOOD SAMARITAN CENTER		1			1
EDGAR PRICE FAMILY & CHILDREN HEALTHCARE CENTER			1	100%	1
WINDSOR MANOR			1	100%	1
MEMORIAL HEALTHCARE SYSTEM			1	100%	1
BIOMERIEUX			1	100%	1
FHPG SURGICAL ASSOCIATES OF EAST PASCO			1	100%	1
EASTSIDE MEDICAL CLINIC		1			1
Garden View Care Center at Dougherty Ferry		1			1
SOUTHWEST ORLANDO FAMILY MEDICINE, PL			1	100%	1
CARE POINT HEALTH AND WELLNESS CENTER		1			1
CAROLINAS HEALTHCARE SYSTEM LAB			1	100%	1
MIDLAND MEMORIAL HOSPITAL			1	100%	1
ROYAL OAK MEDICAL CENTER LLC DBA CHARACTER FAMILY			1	100%	1
NORTH RIVER FAMILY HEALTH CENTER			1	100%	1
VIRTUA WEST JERSEY HOSPITAL		1			1
ST. JOHN HOSPITAL & MEDICAL CENTER			1	100%	1
PELICAN STATE OUTPATIENT CENTER			1	100%	1
TMH CANCER CENTER LABORATORY			1	100%	1
EAST FL CORE LAB			1	100%	1
MEDEXPRESS URGENT CARE - WEIRTON		1			1
ADVENTHEALTH CENTRA CARE PONCIANA			1	100%	1
PALMS OF FT MYERS,THE			1	100%	1
SANTA ROSA PEDIATRICS			1	100%	1
DSI LABORATORIES-NAPLES-7TH			1	100%	1
MEMORIAL HEALTH SYSTEM		1			1
CVS HEALTH, #5962		1			1
JOSHUA E CHESIR MD		1			1
UNIV OF NORTH ALABAMA HEALTH CENTER		1			1
PRACTITIONERS IN MOTION			1	100%	1
OAKMONT WEST- GREENVILLE SC		1			1
DE TAR HOSPITAL			1	100%	1
ILLINOIS DEPT OF PUBLIC HEALTH LABS			1	100%	1
ADVENTHEALTH MEDICAL GROUP COMMUNITY MEDICINE			1	100%	1
Seal Rock Healthcare		1			1
LEE MEMORIAL HOSPITAL BLOOD GAS LAB			1	100%	1
CONVENIENT MEDICAL AND HEALTH SERVICES			1	100%	1
MORNINGSIDE NURSING AND REHABILITATION		1			1
SAINT JOSEPH’S HOSPITAL AND MEDICAL CENTER		1			1
THE HEART HOSPITAL BAYLOR PLANO			1	100%	1
HACKENSACK UNIVERSITY MEDICAL CENTER		1			1



# COVID-19: testing by laboratory

Data through Dec 12, 2020 verified as of Dec 13, 2020 at 09:25 AM

Data in this report are provisional and subject to change.

The numbers in the table below represent the number of Florida and non-Florida residents for whom test results were received by the Department of Health. A person can be tested by more than one laboratory and can have both positive and negative results. **Therefore, the sum of the numbers in each column will be larger than the total number of people tested.**

Reporting lab	Inconclusive	Negative	Positive	Percent positive	Total
COMMONWEALTH OF VIRGINIA DIVISION OF CONSOLIDATED LABORATORY SERVICES			1	100%	1
WIREGRASS MEDICAL CENTER			1	100%	1
SUNCOAST COMMUNITY HEALTH CENTERS INC		1			1
FAMILY PRACTICE ASSOCIATES		1			1
CANDLER HOSPITAL			1	100%	1
KINGWOOD EMERGENCY HOSPITAL			1	100%	1
STUART SURGERY CENTER, LLC			1	100%	1
MINUTECLINIC DIAG OF IND LLC #1138		1			1
Greystone Health Care Center		1			1
AVERA ST. MARY'S HOSPITAL			1	100%	1
VILLAGES REHABILITATION AND NURSING CENTER		1			1
SV MOBILE HEALTH			1	100%	1
MEDEXPRESS URGENT CARE, BUTLER		1			1
ST. LUKES HOSPITAL			1	100%	1
PINNACLE DIALYSIS		1			1
CORDOVA FAMILY PRACTICE			1	100%	1
MEDICAL CLINIC OF HOUSTON			1	100%	1
MED CHOICE CENTER OF NORTH MIAMI			1	100%	1
CALIFORNIA PUBLIC HEALTH LABORATORY			1	100%	1
CACERES SPECIALIZED GYNECOLOGY		1			1
HAMILTON CHD		1			1
ABBHEY MANOR RETIREMENT RESIDENCE INC		1			1
VA OPTOMETRY CLINIC			1	100%	1
CLERMONT HEALTH DEPARTMENT			1	100%	1
OXY-GENLAB			1	100%	1
GREATER TAMPA AT HOME			1	100%	1
Elm Crest Senior Living Community		1			1
MEDEXPRESS URGENT CARE - IRVING		1			1
Autumn Care of Suffolk		1			1
KANA MEDICAL			1	100%	1
FAIRFIELD MEDICAL CENTER			1	100%	1
VA PRIMARY CARE ANNEX			1	100%	1
UPSON REGIONAL MEDICAL CENTER			1	100%	1
HAYS CLINICAL LAB			1	100%	1
ST JOHNS MEDICAL CENTER		1			1
LADY OF THE SEA HOSPITAL LAB			1	100%	1
TERRELL URGENT CARE			1	100%	1
POPLAR HEALTHCARE			1	100%	1
FRESENIUS MEDICAL CARE			1	100%	1
NORTH BROWARD MEDICAL CENTER			1	100%	1
DOCTORS MEMORIAL HOSP HOME HEALTH CARE		1			1
MID FLORIDA COMMUNITY SERVICES			1	100%	1
BROOKS REHAB			1	100%	1
WillowBrooke Court at Westminster Village		1			1
DIVERSICARE OF BIG SPRINGS		1			1
RHODE ISLAND DEPARTMENT OF HEALTH			1	100%	1
ADVENTHEALTH CENTRA CARE WINTER HAVEN			1	100%	1

# COVID-19: testing by laboratory

Data through Dec 12, 2020 verified as of Dec 13, 2020 at 09:25 AM

Data in this report are provisional and subject to change.

The numbers in the table below represent the number of Florida and non-Florida residents for whom test results were received by the Department of Health. A person can be tested by more than one laboratory and can have both positive and negative results. **Therefore, the sum of the numbers in each column will be larger than the total number of people tested.**

Reporting lab	Inconclusive	Negative	Positive	Percent positive	Total
BRIDGE DIAGNOSTICS			1	100%	1
WATERBURY HOSPITAL REFERENCE LAB			1	100%	1
ADVANCED MEDICAL RESEARCH CENTER LLC			1	100%	1
Broomall Manor		1			1
MEDEXPRESS URGENT CARE-MT PLEASANT			1	100%	1
LP ELIZABETHTON		1			1
MEDEXPRESS URGENT CARE - LOGAN		1			1
OCCUPATIONAL HEALTH CENTER		1			1
CENTRAL FLORIDA HOSPITALIST			1	100%	1
ORMC-ARDEN/EOI			1	100%	1
MT CARMEL PHARMACY INC		1			1
Peninsula Nursing and Rehabilitation Center		1			1
NFRC CLINICAL LAB			1	100%	1
TAMPA INTERNATIONAL AIRPORT			1	100%	1
WINTER GARDEN CHILDREN'S HEALTH CENTERS			1	100%	1
OHIOHEALTH URGENT CARE			1	100%	1
PREMIER FAMILY AND SPORTS MEDICINE LLC			1	100%	1
Glen Oaks Health and REhabilitation		1			1
STARLING AT NOCATEE			1	100%	1
NORTHERN KENTUCKY HEALTH DEPARTMENT			1	100%	1
EXPRESS CARE OF THE SHOALS		1			1
EXPEDIAN URGENT CARE			1	100%	1
BEAUMONT REFERENCE LABORATORY			1	100%	1
BROOKSHIRE, THE			1	100%	1
MED EXPRESS URGENT CARE PC - MARYLAND		1			1
HEART HOSPITAL OF LAFAYETTE: EMERGENCY ROOM			1	100%	1
AZALEALAND NURSING HOME		1			1
USCG SECTOR ST PETE		1			1
Manassas Health & Rehab			1	100%	1
PROGENESIS INC			1	100%	1
Niles Nursing and Rehab. Center		1			1
FALMOUTH BY THE SEA			1	100%	1
WATERS EDGE ELEMENTARY SCHOOL			1	100%	1
EAST COAST INSTITUTE FOR RESEARCH LLC			1	100%	1
PEDIATRIC ASSOCIATES - MIAMI LAKES		1			1
Long Beach Care Center			1	100%	1
WESTWOOD NURSING & REHAB		1			1
Sears Coastal Nursing and Rehab		1			1
STATE OF FLORIDA			1	100%	1
ADVANCE MD CARE			1	100%	1
RIVERSIDE MEDICAL CENTER		1			1
STEWART FLORIDA ALF, INC			1	100%	1
DUKE HEALTH REGIONAL HOSPITAL			1	100%	1
FLAGLER PROFESSIONAL HEALTH CARE SERVICES INC		1			1
CAREWELL JW - WORCESTER LNC			1	100%	1
BASCOM PALMER EYE INSTITUTE			1	100%	1
ARIZA WELLNESS CARE LLC			1	100%	1

# COVID-19: testing by laboratory

Data through Dec 12, 2020 verified as of Dec 13, 2020 at 09:25 AM

Data in this report are provisional and subject to change.

The numbers in the table below represent the number of Florida and non-Florida residents for whom test results were received by the Department of Health. A person can be tested by more than one laboratory and can have both positive and negative results. **Therefore, the sum of the numbers in each column will be larger than the total number of people tested.**

Reporting lab	Inconclusive	Negative	Positive	Percent positive	Total
CAREHERE HUDSON BAY			1	100%	1
NORTHEAST PEDIATRICS			1	100%	1
DEPARTMENT OF HEALTH AND ENVIRONMENTAL CONTROL			1	100%	1
441 URGENT CARE CENTER - BROWNWOOD			1	100%	1
ARDEN COURTS OF SEMINOLE			1	100%	1
TAMPA GENERAL MEDICAL GROUP LABORATORY HEALTHPARK			1	100%	1
SUMMERFIELD PAIN MANAGEMENT			1	100%	1
Heartland of Perrysburg		1			1
ASHLEY CLINICAL DIAGNOSTIC LABORATORY			1	100%	1
ROYAL PALM PEDIATRICS			1	100%	1
Portsmouth Health and Rehab			1	100%	1
ADVANCED RESEARCH AND DIAGNOSTIC LABORATORY UNIVERSITY OF MINNESOTA			1	100%	1
NEW YORK CITY DEPARTMENT OF HEALTH			1	100%	1
ACCESS LABORATORIES LLC			1	100%	1
ALLIED PHYSICIANS GROUP		1			1
CHATSWORTH ASSISTED LIVING COMMUNITY AT PGA NATIONAL			1	100%	1
DEL PRADO MEDICAL CENTER, INC		1			1
MEDEXPRESS URGENT CARE - FREDERICK		1			1
WESTOX LABS		1			1
POUDRE VALLEY HOSPITAL			1	100%	1
PEDIATRIC ASSOCIATES - DORAL			1	100%	1
WOODLAND TOWERS			1	100%	1
WILMINGTON NURSING AND REHAB			1	100%	1
USC VERDUGO HILLS HOSPITAL			1	100%	1
NORTH FLORIDA MEDICAL CENTERS INC		1			1
MDS PHARMA SERVICES		1			1
Kroger - KRO03400316			1	100%	1
CLAYMED OF NORTH FLORIDA			1	100%	1
SPINE & PAIN CONSULTANT PLLC		1			1
STAMFORD HOSPITAL			1	100%	1
HSRE-ASL CASSELBERRY TRS, LLC			1	100%	1
PULSE MEDICAL GROUP INC			1	100%	1
Senatobia Healthcare & Rehab		1			1
GWINNETT MEDICAL CENTER			1	100%	1
ALL PRO ORTHOPEDICS & SPORTS MEDICINE, PA			1	100%	1
MEDSTAR HEALTH URGENT CARE			1	100%	1
MILFORD REGIONAL HOSPITAL			1	100%	1
RIVERSIDE METHODIST HOSPITAL LAB			1	100%	1
COMMUNITY PHYSICIANS OF NORTH PORT PA			1	100%	1
Ramsey Village		1			1
MIDWAY SPECIALTY CARE CENTER INC		1			1
SYNAPSE ANALYTICAL LABS		1			1
QUALITY LAB			1	100%	1
ADVANCED MEDICAL LABORATORIES (AML)			1	100%	1
PHYSICIANS REGIONAL MEDICAL CTR - COLLIER BLVD			1	100%	1
SOUTH FLORIDA BAPTIST HOSPITAL			1	100%	1
DOCTORS HOSPITAL OF LAREDO			1	100%	1

# COVID-19: testing by laboratory

Data through Dec 12, 2020 verified as of Dec 13, 2020 at 09:25 AM

Data in this report are provisional and subject to change.

The numbers in the table below represent the number of Florida and non-Florida residents for whom test results were received by the Department of Health. A person can be tested by more than one laboratory and can have both positive and negative results. **Therefore, the sum of the numbers in each column will be larger than the total number of people tested.**

Reporting lab	Inconclusive	Negative	Positive	Percent positive	Total
IRA FIALKO DO			1	100%	1
EXACCARE KINGSTON, LLC			1	100%	1
DEVITA		1			1
ORMOND BEACH URGENT CARE			1	100%	1
Heritage Health of Peru			1	100%	1
BIOMAT ORLANDO		1			1
GUIDEWELL EMERGENCY MEDICINE DOCTORS LLC #33			1	100%	1
MEDEXPRESS URGENT CARE GREENSBURG		1			1
MEDEXPRESS URGENT CARE PORT HURON		1			1
HEALGEN SCIENTIFIC			1	100%	1
MOBILE RESPONSE DIAGNOSTICS LLC		1			1
MINUTECLINIC DIAGNOSTIC OF VIRGINIA		1			1
AFFILIATED LABORATORIES INC			1	100%	1
METRO HEALTH HOSPITAL LABORATORY		1			1
PORT ORANGE NURSING & REHAB			1	100%	1
Alden Lincoln Park			1	100%	1
MEDICAL ARTS LABORATORY			1	100%	1
CLINIC OF PEDIATRICS & GI MEDICINE INC			1	100%	1
LAKELAND MEDICAL CENTER			1	100%	1
PORTSMOUTH REG. HOSPITAL			1	100%	1
CARTERSVILLE MEDICAL CENTER			1	100%	1
ACCESS MEDICAL GROUP OF TAMPA INC			1	100%	1
BROOKS -TLC HOSPITAL SYSTEM			1	100%	1
COVENANT HEALTH		1			1
Maple Lane Nursing Home		1			1
SANTA CLARA VALLEY MEDICAL CENTER			1	100%	1
The Evangelical Lutheran Good Samaritan Society Prescott Village		1			1
Shoreline Care Center			1	100%	1
ST. PETERSBURG PEDIATRICS- 38TH AVENUE			1	100%	1
WELLINGTON WEST 100176			1	100%	1
SUN CITY DIAGNOSTIC CENTER			1	100%	1
SIGNATURE CARE COLLEGE STATION			1	100%	1
UHEALTH CORAL SPRINGS			1	100%	1
ADULT MEDICINE OF LAKE COUNTY INC			1	100%	1
SOUTHEAST MISSOURI HOSPITAL		1			1
LAWRENCE GENERAL HOSPITAL			1	100%	1
BAPTIST EMERGENCY HOSPITAL KELLY			1	100%	1
SOUTHWEST FLORIDA DIVISION LAB			1	100%	1
SACRED HEART HEALTH SYSTEM- MIDWIFE PROGRAM			1	100%	1
VILLAGES HEALTH SYSTEM, LLC, THE			1	100%	1
SACRED HEART MEDICAL CENTER			1	100%	1
NEVADA DEPARTMENT OF HEALTH AND HUMAN SERVICES			1	100%	1
WALGREENS #10308		1			1
ORLANDO CLINICAL RESEARCH CENTER		1			1
SMITH NORTHVIEW HOSPITAL LAB			1	100%	1
UNIVERSITY OF NORTH CAROLINA HOSPITALS			1	100%	1
OCALA REGIONAL DIALYSIS- NORTH			1	100%	1

# COVID-19: testing by laboratory

Data through Dec 12, 2020 verified as of Dec 13, 2020 at 09:25 AM

Data in this report are provisional and subject to change.

The numbers in the table below represent the number of Florida and non-Florida residents for whom test results were received by the Department of Health. A person can be tested by more than one laboratory and can have both positive and negative results. **Therefore, the sum of the numbers in each column will be larger than the total number of people tested.**

Reporting lab	Inconclusive	Negative	Positive	Percent positive	Total
SOUTHERN HILLS MEDICAL CENTER			1	100%	1
GUIDEWELL EMERGENCY MEDICINE DOCTORS LLC			1	100%	1
KAISER PERMANENTE REGIONAL REFERENCE LABORATORY		1			1
QUALITY CLINICAL LAB LLC			1	100%	1
LAURELLWOOD NURSING CENTER		1			1
INSPIRE HEALTHCARE CENTER			1	100%	1
FAYETTE MEDICAL CENTER LAB		1			1
LSU MEDICAL CENTER			1	100%	1
THOMAS HOSPITAL			1	100%	1
MEDEXPRESS - NEW CASTLE, DUPONT HWY		1			1
REFERENCE LABORATORY			1	100%	1
MEDEXPRESS URGENT CARE - OMAHA N 72 ST		1			1
ORLANDO HEALTH PHYSICIAN GROUP			1	100%	1
FLORIDA KEYS PED AND ADOLES CTR			1	100%	1
Gulfport Rehabilitation Center			1	100%	1
Oakwood - North Baldwins Center for Living		1			1
RIVERSIDE COUNTY PUBLIC HEALTH LABORATORY			1	100%	1
Southwest Louisiana Veterans Home			1	100%	1
MEDEXPRESS - NEWARK		1			1
West Bay of Tampa Center			1	100%	1
HERNANDO CHILDREN'S			1	100%	1
ARCPOINT LABS OF ALTAMONTE SPRINGS			1	100%	1
ADVENTHEALTH MEDICAL GROUP ADULT AND SENIOR HEALTH			1	100%	1
SOUTHERN LABORATORY SERVICES OF NWF		1			1
KEY TRAINING CENTER			1	100%	1
HEARTLAND REGIONAL MEDICAL CENTER		1			1
HAMILTON CI MAIN UNIT ANNEX/ WORK CAMP			1	100%	1
Luther Acres Manor		1			1
CAREWELL URGENT CARE FITCHBURG			1	100%	1
VALLEY HOSPITAL MEDICAL CENTER		1			1
JOHN D. ARCHBOLD MEMORIAL HOSPITAL			1	100%	1
LABONE		1			1
ANY LAB TEST FAST CORP			1	100%	1
FLORIDA MEDICAL ASSOCIATES LLC			1	100%	1
PALM COAST DRAW STATION/AMERICAN HEALTH ASSOCIATES		1			1
TITUSVILLE CENTER FOR SURGICAL EXCELLENCE LLC		1			1
ST.ELIZABETH HEALTH CENTER	1				1
OLEAN GENERAL HOSPITAL		1			1
NEW YORK PRESBYTERIAN HOSPITAL			1	100%	1
Heartland Healthcare Center Boca Raton			1	100%	1
FLORIDA STATE UNIVERSITY HEALTH SERVICES			1	100%	1
HORIZON MEDICAL CENTER			1	100%	1
NADAL PEDIATRICS		1			1
NORTH SHORE HEMATOLOGY-ONCOLOGY ASSOCIATES		1			1
CENTRAL TX URGENT CARE			1	100%	1
CLEVELAND CLINIC OHIO LABORATORIES			1	100%	1
CHOTA COMMUNITY HEALTH SERVICES		1			1



# COVID-19: testing by laboratory

Data through Dec 12, 2020 verified as of Dec 13, 2020 at 09:25 AM

Data in this report are provisional and subject to change.

The numbers in the table below represent the number of Florida and non-Florida residents for whom test results were received by the Department of Health. A person can be tested by more than one laboratory and can have both positive and negative results. **Therefore, the sum of the numbers in each column will be larger than the total number of people tested.**

Reporting lab	Inconclusive	Negative	Positive	Percent positive	Total
JOHNSON & JOHNSON VISION CARE-VISTAKON			1	100%	1
WELLINGTON REGIONAL MEDICAL CENTER			1	100%	1
ManorCare Rehabilitation Center- Decatur		1			1
CLINICAL TRIALS OF TAMPA LLC		1			1
ATRIA TAMARAC			1	100%	1
DR. PHILLIPS MEDICAL WELLNESS CENTER			1	100%	1
ST MARY'S OF SAGINAW		1			1
BERKSHIRE MEDICAL CENTER			1	100%	1
MEMORIAL HOSPITAL OF TAMPA			1	100%	1
ESOTERIC LAB			1	100%	1
JMC TALLAHASSEE, LLC			1	100%	1
Memorial Health Care Center			1	100%	1
HOLLAND COMMUNITY HOSPITAL		1			1
NORTHEAST TEXAS DIALYSIS		1			1
VIRGINIA UROLOGY		1			1
MID-FLORIDA CANCER CENTERS		1			1
TMH PHYSICIAN PARTNERS			1	100%	1
GOSHEN HOSPITAL			1	100%	1
SANITAS RESEARCH LLC			1	100%	1
UMHC HOLLYWOOD LABORATORY			1	100%	1
LUTHERAN HAVEN EXTENDED CONGREGATE CAR		1			1
URGENT CARE AND SURGERY CENTER			1	100%	1
WINCHESTER HOSPITAL			1	100%	1
Alden North Shore			1	100%	1
MEDEXPRESS URGENT CARE - BATTLE CREEK		1			1
MED TECH CLINICAL LABORATORY		1			1
MONMOUTH MEDICALC ENTER		1			1
ST LUKES SURGICAL AT THE VILLAGES INC			1	100%	1
NIBHA MEDIRATTA MD PL			1	100%	1
SYNERGENE LABORATORY			1	100%	1
IVAN, MAYA			1	100%	1
NEW ERA COMMUNITY HEALTH CENTER LLC		1			1
ADVENT HEALTH MEDICAL GROUP- FAMILY MEDICINE AT DR. PHILIPS			1	100%	1
HAWAII DEPARTMENT OF HEALTH LAB			1	100%	1
LABORATORIO BUENA SALUD			1	100%	1
CAROMONT HEALTH			1	100%	1
UNITED HEALTHCARE			1	100%	1
HAVASU REGIONAL MEDICAL CENTER			1	100%	1
EDWARD HOSPITAL			1	100%	1
Rosedale Green		1			1
MINUTECLINIC 7196		1			1
COASTAL SKIN SURGERY AND DERMATOLOGY PL		1			1
CRUSADER COMMUNITY HEALTH			1	100%	1
HENRICO DOCTOR'S LABORATORY			1	100%	1
RAMBAM URGENT CARE			1	100%	1
LAKE COMMUNITY ACTION AGENCY		1			1
ST VINCENT'S AMBULATORY CARE INC			1	100%	1

# COVID-19: testing by laboratory

Data through Dec 12, 2020 verified as of Dec 13, 2020 at 09:25 AM

Data in this report are provisional and subject to change.

The numbers in the table below represent the number of Florida and non-Florida residents for whom test results were received by the Department of Health. A person can be tested by more than one laboratory and can have both positive and negative results. **Therefore, the sum of the numbers in each column will be larger than the total number of people tested.**

Reporting lab	Inconclusive	Negative	Positive	Percent positive	Total
OSF ST JOSEPH MEDICAL CENTER			1	100%	1
JS HEALTHCARE			1	100%	1
NORDX			1	100%	1
SOUTH FLORIDA URGENT CARE CENTERS, LLC			1	100%	1
ENZO LABS INC			1	100%	1
ORLANDO FAMILY PHYSICIANS			1	100%	1
MINUTECLINIC DIAG OF IND, LLC #6553		1			1
APS-SUMMIT CARE PHARMACY, LLC DBA OMNICARE		1			1
Community Compassion Center of Batesville			1	100%	1
Regency Square			1	100%	1
ATHENA PLASTIC SURGERY		1			1
SAN JOSE CLINIC		1			1
PALM WEST INTERNIST PA			1	100%	1
BUFFALO VAMC			1	100%	1
CROSS POINTE CARE CENTER		1			1
MID FLORIDA BIOLOGICALS			1	100%	1
MEDEXPRESS URGENT CARE-NESHANNOCK TWP		1			1
COBLESKILL REGIONAL HOSPITAL		1			1
HEALTHPARK MEDICAL CTR NURSING SVC		1			1
SUPERKIDS PEDIATRICS			1	100%	1
IZ MEDICAL		1			1
PEDIATRIC ASSOCIATES - JACKSONVILLE			1	100%	1
CARENOW URGENT CARE – SPRING			1	100%	1
BODYK			1	100%	1
SARASOTA MEMORIAL HOSPITAL		1			1
MEDEXPRESS URGENT CARE - JEANNETTE		1			1
ELITE CARE			1	100%	1
BAPTIST HEALTH SURGERY CENTER			1	100%	1
VAULT MEDICAL SERVICES			1	100%	1
PRIME CARE FAMILY MEDICINE			1	100%	1
UNIVERSITY URGENT CARE			1	100%	1
MEDEXPRESS URGENT CARE-KATY		1			1
HIGHLANDS CLINICAL LABORATORY			1	100%	1
HAWKEYE CARE CENTER DUBUQUE		1			1
HIBISCUS COURT			1	100%	1
MEDEXPRESS - WILMINGTON KIRKWOOD HIGHWAY		1			1
MINNESOTA DEPARTMENT OF HEALTH LABORATORY			1	100%	1
MEDEXPRESS URGENT CARE - LINCOLN		1			1
CHI ST. LUKE'S HEALTH BCM MEDICAL CENTER			1	100%	1
TAYLOR MANOR		1			1
BIOLOGICAL AND CHEMICAL EMERGENCIES LABORATORY			1	100%	1
TAMPA URGENT CARE			1	100%	1
PALM BEACH COUNTY HEALTH DEPT.			1	100%	1
AVALON FAMILY RESORT ASSISTED LIVING LLC		1			1
ST CATHERINE HOSPITAL LABORATORY			1	100%	1
ASSOCIATED MD			1	100%	1
DUKE UNIVERSITY POINT OF CARE TESTING PROGRAM			1	100%	1

# COVID-19: testing by laboratory

Data through Dec 12, 2020 verified as of Dec 13, 2020 at 09:25 AM

Data in this report are provisional and subject to change.

The numbers in the table below represent the number of Florida and non-Florida residents for whom test results were received by the Department of Health. A person can be tested by more than one laboratory and can have both positive and negative results. **Therefore, the sum of the numbers in each column will be larger than the total number of people tested.**

Reporting lab	Inconclusive	Negative	Positive	Percent positive	Total
LEGACY AT HIGHWOODS PRESERVE		1			1
GRAND VILLA OF DELAND			1	100%	1
BAYCARE MEDICAL GROUP, INC		1			1
EAST END PEDIATRICS		1			1
INHEALTH LIFE SCIENCES LLC			1	100%	1
Henry County Health and Rehabilitation		1			1
HARLEM HOSPITAL CENTER		1			1
UMASS MEMORIAL/MARLBORO HOSPITAL			1	100%	1
SIMEDHEALTH LLC		1			1
MEDEXPRESS ELKINS		1			1
INTEGRATED GENETICS SEQUENOM		1			1
Total	55,781	10,821,719	1,438,282	12%	12,315,782