

COVID-19: summary of cases and monitoring

Data through Dec 19, 2020 verified as of Dec 20, 2020 at 09:25 AM

Data in this report are provisional and subject to change.

Cases: people with positive PCR or antigen test result		Cases: people with positive PCR or antigen test result	
Total cases		Risk factors for Florida residents	
Florida residents	1,181,549	Traveled	10,500
Non-Florida residents	20,017	Contact with a known case	452,924
Type of testing		Traveled and contact with a known case	13,207
Florida residents	1,181,549	Neither	704,918
Positive by BPHL/CDC	45,366	No travel and no contact	147,116
Positive by commercial/hospital lab	1,136,183	Travel is unknown	396,223
PCR positive	1,036,344	Contact is unknown	277,518
Antigen positive	145,205	Contact is pending	241,534
Non-Florida residents	20,017	Travel can be unknown and contact can be unknown or pending for the same case, these numbers will sum to more than the "neither" total.	
Positive by BPHL/CDC	585		
Positive by commercial/hospital lab	19,432		
PCR positive	15,789		
Antigen positive	4,228		
Characteristics			
Florida residents hospitalized	59,995		
Florida resident deaths	20,568		
Non-Florida resident deaths	293		
Hospitalized counts include anyone who was hospitalized at some point during their illness. It does not reflect the number of people currently hospitalized.			
More information on deaths identified through death certificate data is available on the National Center for Health Statistics website at www.cdc.gov/nchs/nvss/vsrr/COVID19/index.htm .			

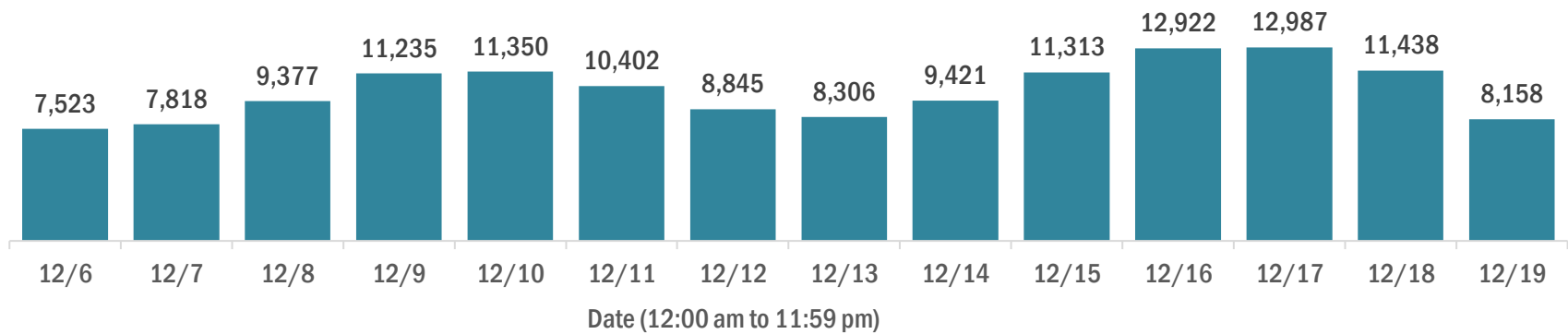
COVID-19: summary of laboratory testing

Data through Dec 19, 2020 verified as of Dec 20, 2020 at 09:25 AM

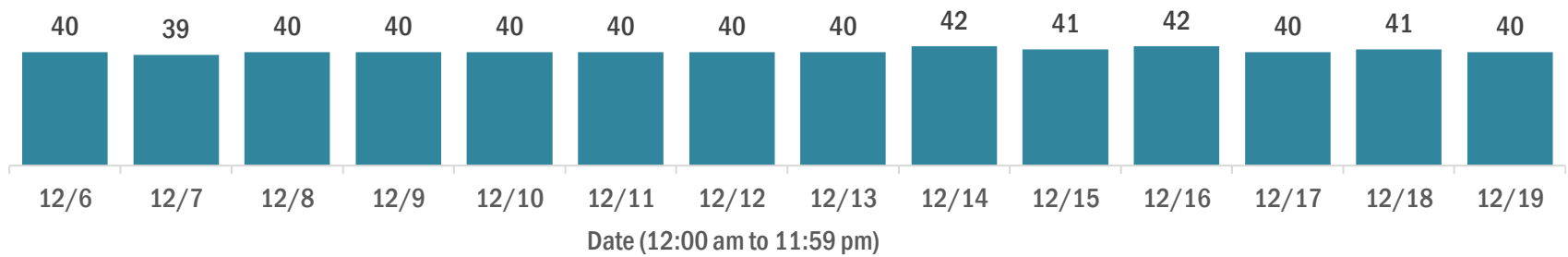
Data in this report are provisional and subject to change.

Cases in Florida residents per day for the past 2 weeks

Number of cases per day



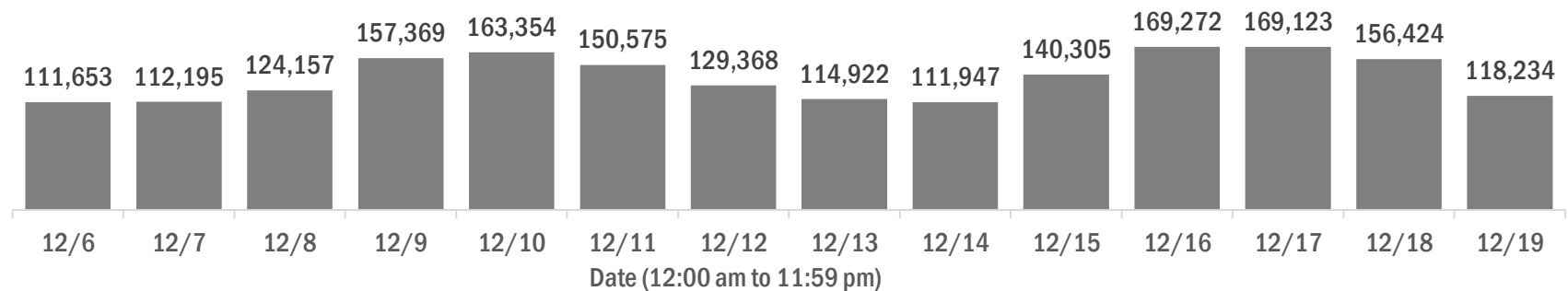
Median age of cases by day



Laboratory testing for Florida residents over the past 2 weeks

Number of Florida residents tested per day

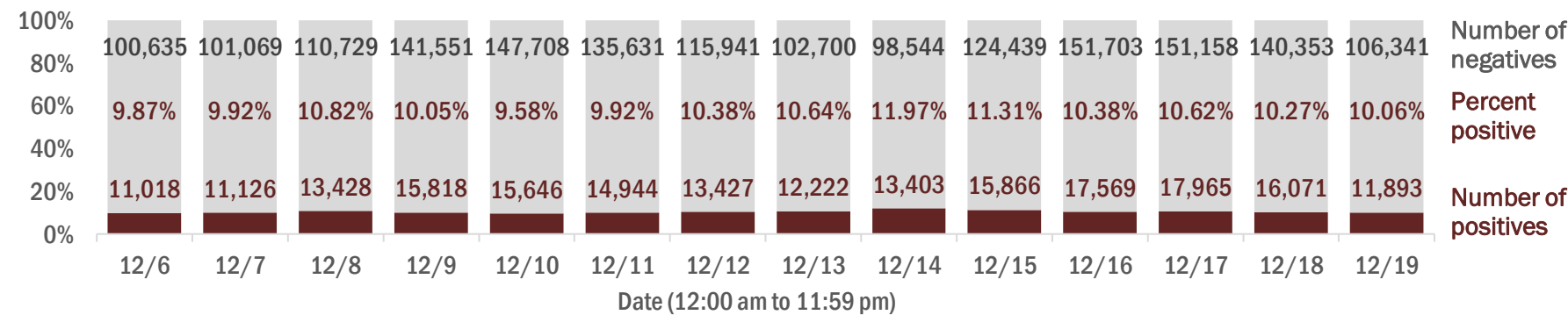
These counts include the number of people for whom the Department received PCR or antigen laboratory results by day. People tested on multiple days will be included for each day a new result was received. A person is only counted once for each day they are tested, regardless of whether multiple specimens are tested or multiple results are received.



Number and percent of Florida residents with positive test results

The percent of positive results ranged from 9.58% to 11.97% over the past 2 weeks and was 10.06% yesterday.

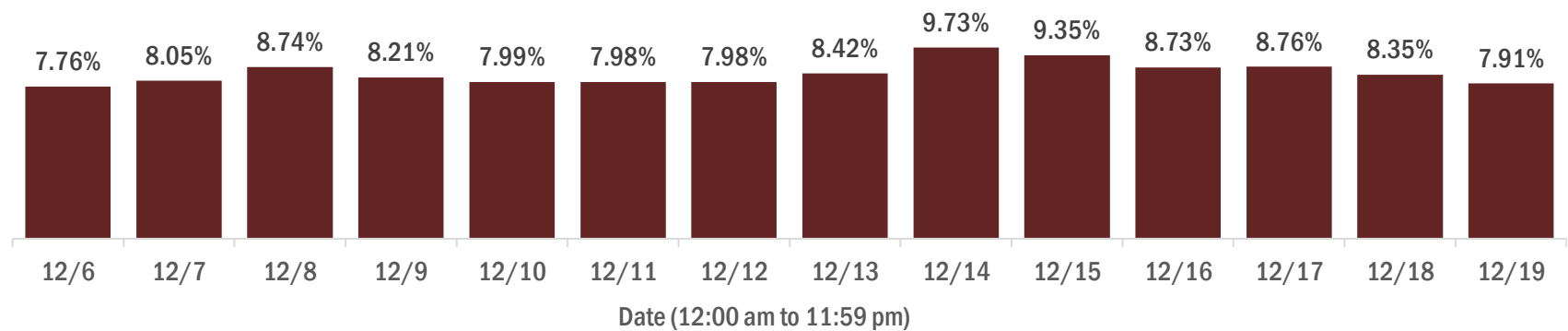
These counts include the number of people for whom the Department received PCR or antigen laboratory results by day. People tested on multiple days will be included for each day a new result was received. A person is only counted once for each day they are tested, regardless of whether multiple specimens are tested or multiple results are received. If a person has a positive specimen and a negative specimen in the same day, only the positive result is counted.



Percent positivity for new cases in Florida residents

The percent of positive results ranged from 7.76% to 9.73% over the past 2 weeks and was 7.91% yesterday.

This percent is the number of people who test PCR- or antigen-positive for the first time divided by all the people tested that day, excluding people who have previously tested positive.



COVID-19: characteristics of 1,181,549 Florida resident cases

Data through Dec 19, 2020 verified as of Dec 20, 2020 at 09:25 AM

Data in this report are provisional and subject to change.

Age group	Cases		Hospitalizations		Deaths	
0-4 years	21,076	2%	405	1%	0	0%
5-14 years	61,264	5%	364	1%	5	0%
15-24 years	187,656	16%	1,585	3%	34	0%
25-34 years	213,637	18%	3,224	5%	119	1%
35-44 years	185,247	16%	4,849	8%	338	2%
45-54 years	182,056	15%	7,293	12%	805	4%
55-64 years	154,082	13%	10,439	17%	2,246	11%
65-74 years	95,045	8%	12,142	20%	4,366	21%
75-84 years	53,182	5%	11,679	19%	6,136	30%
85+ years	27,195	2%	8,010	13%	6,519	32%
Unknown	1,109	0%	5	0%	0	0%
Total	1,181,549		59,995		20,568	

Gender	Cases	
Female	611,004	52%
Male	562,689	48%
Unknown	7,856	1%
Total	1,181,549	

Ethnicity	Cases		Hospitalizations		Deaths	
Hispanic	368,886	31%	16,189	27%	5,025	24%
Non-Hispanic	541,007	46%	40,658	68%	14,080	68%
Unknown	271,656	23%	3,148	5%	1,463	7%
Total	1,181,549		59,995		20,568	

Race and ethnicity	Cases		Hospitalizations		Deaths	
White	619,798	52%	37,959	63%	14,610	71%
Hispanic	244,826	21%	11,383	19%	3,986	19%
Non-Hispanic	331,864	28%	25,318	42%	9,925	48%
Unknown	43,108	4%	1,258	2%	699	3%
Black	159,745	14%	13,096	22%	3,632	18%
Hispanic	8,741	1%	546	1%	136	1%
Non-Hispanic	138,025	12%	12,257	20%	3,358	16%
Unknown	12,979	1%	293	0%	138	1%
Other race	165,117	14%	7,055	12%	1,642	8%
Hispanic	85,056	7%	3,860	6%	767	4%
Non-Hispanic	56,634	5%	2,872	5%	733	4%
Unknown	23,427	2%	323	1%	142	1%
Unknown race	236,889	20%	1,885	3%	684	3%
Hispanic	30,263	3%	400	1%	136	1%
Non-Hispanic	14,484	1%	211	0%	64	0%
Unknown	192,142	16%	1,274	2%	484	2%
Total	1,181,549		59,995		20,568	

Hospitalization counts include anyone who was hospitalized at some point during their illness. It does not reflect the number of people currently hospitalized. **Other race** includes any person with a race of American Indian/Alaskan native, Asian, native Hawaiian/Pacific Islander, or other.

COVID-19: deaths in Florida residents and staff of long-term care facilities

Data through Dec 19, 2020 verified as of Dec 20, 2020 at 09:25 AM

Data in this report are provisional and subject to change.

For current cases in residents or staff of long-term care facilities, please visit: <https://floridahealthcovid19.gov/>

County	Deaths		County	Deaths		County	Deaths	
Dade	893	<div></div> 11%	Okaloosa	113	<div></div> 1%	Gadsden	12	0%
Palm Beach	800	<div></div> 10%	Osceola	100	<div></div> 1%	Washington	12	0%
Pinellas	660	<div></div> 8%	Charlotte	96	<div></div> 1%	Gilchrist	11	0%
Broward	495	<div></div> 6%	Citrus	94	<div></div> 1%	Baker	9	0%
Hillsborough	438	<div></div> 6%	Indian River	77	<div></div> 1%	Calhoun	9	0%
Polk	355	<div></div> 4%	Clay	75	<div></div> 1%	Gulf	8	0%
Brevard	286	<div></div> 4%	Jackson	75	<div></div> 1%	Jefferson	8	0%
Lee	282	<div></div> 4%	Leon	62	<div></div> 1%	Lafayette	8	0%
Duval	268	<div></div> 3%	Suwannee	55	<div></div> 1%	Desoto	5	0%
Sarasota	264	<div></div> 3%	St. Johns	52	<div></div> 1%	Holmes	4	0%
Orange	244	<div></div> 3%	Highlands	50	<div></div> 1%	Levy	4	0%
Volusia	193	<div></div> 2%	Bay	44	<div></div> 1%	Bradford	3	0%
St. Lucie	187	<div></div> 2%	Alachua	39	<div></div> 0%	Flagler	3	0%
Marion	181	<div></div> 2%	Columbia	37	<div></div> 0%	Monroe	3	0%
Seminole	181	<div></div> 2%	Sumter	33	<div></div> 0%	Taylor	3	0%
Escambia	157	<div></div> 2%	Nassau	28	<div></div> 0%	Hardee	2	0%
Manatee	152	<div></div> 2%	Santa Rosa	24	<div></div> 0%	Dixie	1	0%
Collier	138	<div></div> 2%	Hendry	20	<div></div> 0%	Liberty	1	0%
Pasco	127	<div></div> 2%	Putnam	20	<div></div> 0%			
Martin	119	<div></div> 2%	Madison	18	<div></div> 0%			
Hernando	114	<div></div> 1%	Walton	18	<div></div> 0%			
Lake	114	<div></div> 1%	Okeechobee	16	<div></div> 0%			
						Total	7,900	

Note: cases are summarized by the county of usual residence. Residents and staff may be cases associated with facilities that are not in their county of usual residence, resulting in cases being included below for counties that do not have facilities with known cases.

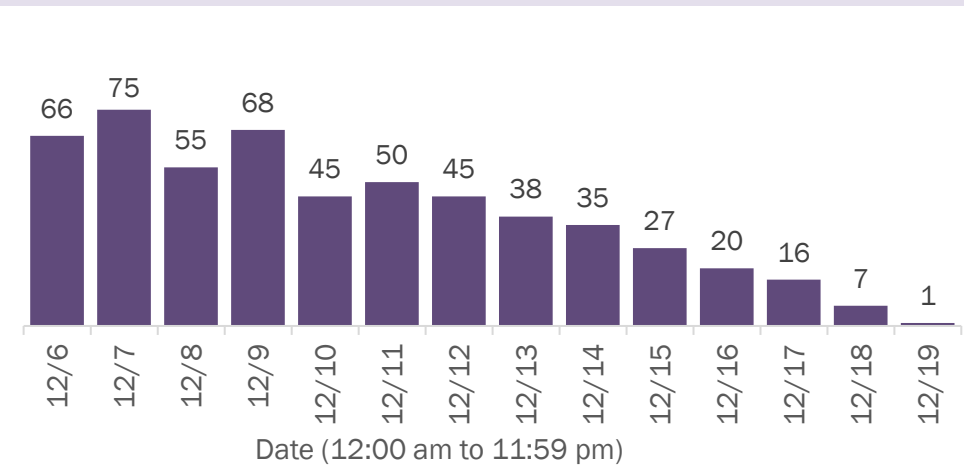
COVID-19: cases in Florida residents who have died

Data through Dec 19, 2020 verified as of Dec 20, 2020 at 09:25 AM

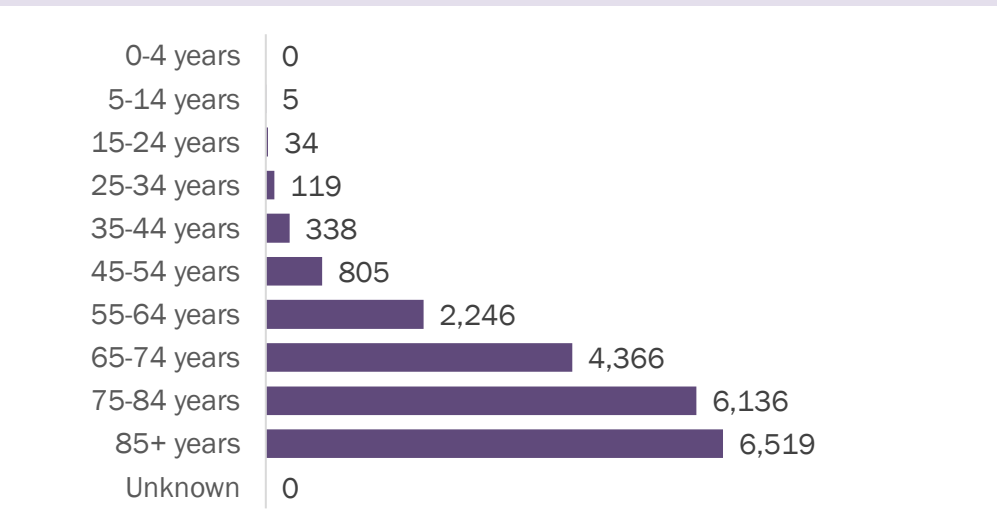
Data in this report are provisional and subject to change.

Demographics for all identified COVID-19 deaths: 20,568

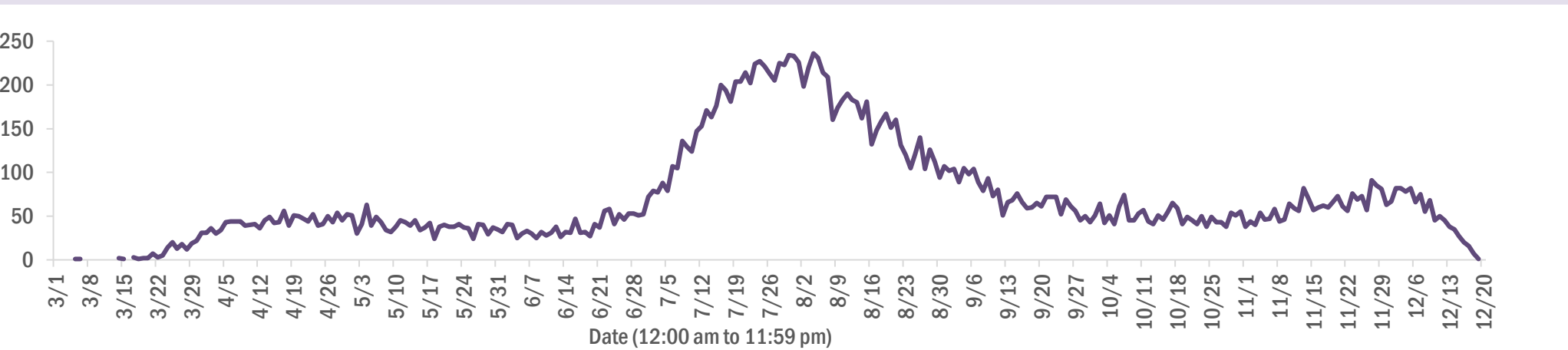
Deaths by date of death for the past 2 weeks



Deaths by age group



Deaths by date of death since March 2020



Age group	Deaths	Cases	Case fatality rate	Mortality rate per 100,000 population
0-4 years	0	21,076	0.0%	0.0
5-14 years	5	61,264	0.0%	0.2
15-24 years	34	187,656	0.0%	1.4
25-34 years	119	213,637	0.1%	4.2
35-44 years	338	185,247	0.2%	13.0
45-54 years	805	182,056	0.4%	28.9
55-64 years	2,246	154,082	1.5%	77.7
65-74 years	4,366	95,045	4.6%	179.9
75-84 years	6,136	53,182	11.5%	437.0
85+ years	6,519	27,195	24.0%	1128.8
Unknown	0	1,109	0.0%	
Total	20,568	1,181,549	1.7%	95.2

Gender	Deaths	Cases	Case fatality rate	Mortality rate per 100,000 population
Female	9,083	611,004	1.5%	82.3
Male	11,485	562,689	2.0%	108.8
Unknown	0	7,856	0.0%	
Total	20,568	1,181,549	1.7%	95.2

Race	Deaths	Cases	Case fatality rate	Mortality rate per 100,000 population
White	14,610	619,798	2.4%	87.5
Other	1,642	165,117	1.0%	132.0
Black	3,632	159,745	2.3%	99.3
Unknown	684	236,889	0.3%	
Total	20,568	1,181,549	1.7%	95.2

Ethnicity	Deaths	Cases	Case fatality rate	Mortality rate per 100,000 population
Hispanic	5,025	368,886	1.4%	88.5
Non-Hispanic	14,080	541,007	2.6%	88.4
Unknown	1,463	271,656	0.5%	
Total	20,568	1,181,549	1.7%	95.2

COVID-19: characteristics of 1,201,566 cases

Data through Dec 19, 2020 verified as of Dec 20, 2020 at 09:25 AM

Data in this report are provisional and subject to change.

Tables below include cases in Florida residents and non-Florida residents.

All 67 Florida counties have cases:

County	FL resident cases		Non-FL resident cases	Total cases	FL resident deaths	FL death rate
Dade	271,038	<div></div> 23%	3,079	274,117	4,066	1.5%
Broward	125,890	<div></div> 11%	1,350	127,240	1,776	1.4%
Palm Beach	75,559	<div></div> 6%	1,043	76,602	1,819	2.4%
Hillsborough	69,414	<div></div> 6%	613	70,027	1,026	1.5%
Orange	68,340	<div></div> 6%	518	68,858	715	1.0%
Duval	53,502	<div></div> 5%	857	54,359	696	1.3%
Pinellas	39,676	<div></div> 3%	884	40,560	997	2.5%
Lee	35,936	<div></div> 3%	859	36,795	639	1.8%
Polk	33,174	<div></div> 3%	210	33,384	747	2.3%
Osceola	22,687	<div></div> 2%	337	23,024	271	1.2%
Collier	20,329	<div></div> 2%	496	20,825	317	1.6%
Manatee	19,884	<div></div> 2%	287	20,171	404	2.0%
Escambia	17,956	<div></div> 2%	2,206	20,162	343	1.9%
Volusia	19,715	<div></div> 2%	246	19,961	404	2.0%
Pasco	19,316	<div></div> 2%	180	19,496	339	1.8%
Brevard	18,836	<div></div> 2%	186	19,022	501	2.7%
Leon	17,257	<div></div> 1%	517	17,774	171	1.0%
Sarasota	16,311	<div></div> 1%	506	16,817	467	2.9%
Seminole	16,249	<div></div> 1%	109	16,358	302	1.9%
Marion	15,841	<div></div> 1%	68	15,909	432	2.7%
Alachua	14,619	<div></div> 1%	149	14,768	115	0.8%
Lake	13,352	<div></div> 1%	140	13,492	285	2.1%
St. Lucie	12,840	<div></div> 1%	54	12,894	381	3.0%
Okaloosa	11,337	<div></div> 1%	119	11,456	211	1.9%
St. Johns	11,126	<div></div> 1%	174	11,300	108	1.0%
Bay	10,251	<div></div> 1%	409	10,660	190	1.9%
Clay	9,852	<div></div> 1%	22	9,874	171	1.7%
Santa Rosa	9,580	<div></div> 1%	117	9,697	117	1.2%
Martin	7,174	<div></div> 1%	91	7,265	191	2.7%
Charlotte	6,467	<div></div> 1%	64	6,531	217	3.4%
Hernando	6,476	<div></div> 1%	36	6,512	254	3.9%
Citrus	5,948	<div></div> 1%	37	5,985	220	3.7%
Indian River	5,881	<div></div> 0%	58	5,939	152	2.6%
Columbia	5,436	<div></div> 0%	21	5,457	112	2.1%
Highlands	4,528	<div></div> 0%	41	4,569	191	4.2%

County	FL resident cases		Non-FL resident cases	Total cases	FL resident deaths	FL death rate
Walton	4,033	<div></div> 0%	405	4,438	42	1.0%
Sumter	4,356	<div></div> 0%	23	4,379	115	2.6%
Jackson	4,297	<div></div> 0%	58	4,355	110	2.6%
Nassau	3,787	<div></div> 0%	290	4,077	64	1.7%
Monroe	3,872	<div></div> 0%	138	4,010	33	0.9%
Suwannee	3,655	<div></div> 0%	25	3,680	93	2.5%
Gadsden	3,644	<div></div> 0%	12	3,656	59	1.6%
Putnam	3,528	<div></div> 0%	8	3,536	64	1.8%
Flagler	3,241	<div></div> 0%	32	3,273	46	1.4%
Hendry	2,995	<div></div> 0%	15	3,010	46	1.5%
Unknown	219	<div></div> 0%	2,733	2,952	0	0.0%
Desoto	2,713	<div></div> 0%	12	2,725	51	1.9%
Baker	2,285	<div></div> 0%	10	2,295	36	1.6%
Okeechobee	2,236	<div></div> 0%	16	2,252	50	2.2%
Hardee	1,959	<div></div> 0%	8	1,967	20	1.0%
Wakulla	1,902	<div></div> 0%	9	1,911	21	1.1%
Taylor	1,818	<div></div> 0%	4	1,822	25	1.4%
Washington	1,761	<div></div> 0%	17	1,778	31	1.8%
Bradford	1,723	<div></div> 0%	6	1,729	22	1.3%
Levy	1,670	<div></div> 0%	7	1,677	18	1.1%
Madison	1,447	<div></div> 0%	18	1,465	32	2.2%
Holmes	1,422	<div></div> 0%	25	1,447	20	1.4%
Lafayette	1,403	<div></div> 0%	0	1,403	20	1.4%
Union	1,365	<div></div> 0%	0	1,365	65	4.8%
Gulf	1,191	<div></div> 0%	15	1,206	26	2.2%
Hamilton	1,115	<div></div> 0%	11	1,126	12	1.1%
Calhoun	1,060	<div></div> 0%	2	1,062	26	2.5%
Dixie	1,035	<div></div> 0%	3	1,038	11	1.1%
Gilchrist	914	<div></div> 0%	0	914	20	2.2%
Jefferson	868	<div></div> 0%	17	885	14	1.6%
Franklin	845	<div></div> 0%	13	858	4	0.5%
Glades	738	<div></div> 0%	1	739	11	1.5%
Liberty	675	<div></div> 0%	1	676	14	2.1%
Total	1,181,549		20,017	1,201,566	20,568	1.7%

COVID-19: characteristics of 1,181,549 Florida resident cases

Data through Dec 19, 2020 verified as of Dec 20, 2020 at 09:25 AM

Data in this report are provisional and subject to change.

The table below includes the cities and counties of residence for cases in Florida residents based on the patient's ZIP Code. Note that city is not always received as part of the initial notification and may be missing while the case is being investigated.

City and county	Cases
Miami, Dade	157,164
Orlando, Orange	51,232
Jacksonville, Duval	50,096
Tampa, Hillsborough	41,373
Hialeah, Dade	37,653
Fort Lauderdale, Broward	28,599
Hollywood, Broward	24,277
West Palm Beach, Palm Beach	18,543
Kissimmee, Osceola	17,442
Naples, Collier	16,681
Tallahassee, Leon	16,370
Homestead, Dade	15,897
Saint Petersburg, Pinellas	15,140
Pensacola, Escambia	14,699
Fort Myers, Lee	14,359
Pompano Beach, Broward	13,203
Bradenton, Manatee	13,177
Boca Raton, Palm Beach	12,960
Ocala, Marion	12,066
Gainesville, Alachua	12,005
Lakeland, Polk	11,545
Sarasota, Sarasota	10,337
Lake Worth, Palm Beach	9,494
Cape Coral, Lee	8,864
Port Saint Lucie, St. Lucie	8,353
Miramar, Broward	8,115
Clearwater, Pinellas	7,784
Miami Beach, Dade	7,480
Miami Gardens, Dade	7,199
Boynton Beach, Palm Beach	7,166
Panama City, Bay	6,574
Coral Springs, Broward	6,559
Saint Augustine, St. Johns	6,030
Doral, Dade	5,949
Melbourne, Brevard	5,814
Lehigh Acres, Lee	5,750
Winter Haven, Polk	5,725
Delray Beach, Palm Beach	5,532
Davie, Broward	5,260
Lake City, Columbia	5,032
Riverview, Hillsborough	4,894
Milton, Santa Rosa	4,892
Sunrise, Broward	4,767
Coral Gables, Dade	4,763
Vero Beach, Indian River	4,519
Fort Pierce, St. Lucie	4,410
Saint Cloud, Osceola	4,402
Daytona Beach, Volusia	4,301
Largo, Pinellas	4,265
New Port Richey, Pasco	4,258
Palm Bay, Brevard	4,163
Orange Park, Clay	4,088
Plantation, Broward	4,078
Brandon, Hillsborough	4,027
Apopka, Orange	3,986
North Miami Beach, Dade	3,966
Plant City, Hillsborough	3,850
Weston, Broward	3,819
Spring Hill, Hernando	3,758

COVID-19: characteristics of 1,181,549 Florida resident cases

Data through Dec 19, 2020 verified as of Dec 20, 2020 at 09:25 AM

Data in this report are provisional and subject to change.

The table below includes the cities and counties of residence for cases in Florida residents based on the patient's ZIP Code. Note that city is not always received as part of the initial notification and may be missing while the case is being investigated.

City and county	Cases
Deerfield Beach, Broward	3,703
Jupiter, Palm Beach	3,675
Clermont, Lake	3,576
Sanford, Seminole	3,562
Miami Lakes, Dade	3,554
Stuart, Martin	3,476
Fort Walton Beach, Okaloosa	3,356
Deltona, Volusia	3,326
Port Charlotte, Charlotte	3,299
Davenport, Polk	3,227
Tamarac, Broward	3,222
Winter Garden, Orange	3,119
Opa Locka, Dade	2,970
Live Oak, Suwannee	2,964
Crestview, Okaloosa	2,944
Palm Beach Gardens, Palm Beach	2,869
Palmetto, Manatee	2,868
Land O Lakes, Pasco	2,843
Deland, Volusia	2,839
Wesley Chapel, Pasco	2,830
Coconut Creek, Broward	2,823
Margate, Broward	2,752
Cutler Ridge, Dade	2,735
Winter Park, Orange	2,733
Immokalee, Collier	2,704
Palm Coast, Flagler	2,690
Oviedo, Seminole	2,661
Arcadia, Desoto	2,645
Palm Harbor, Pinellas	2,602
Wellington, Palm Beach	2,580
Altamonte Springs, Seminole	2,489
Hallandale, Broward	2,482
Venice, Sarasota	2,408
Sebring, Highlands	2,372
Brooksville, Hernando	2,367
Haines City, Polk	2,364
Lutz, Hillsborough	2,352
North Port, Sarasota	2,333
Middleburg, Clay	2,314
Punta Gorda, Charlotte	2,307
Bonita Springs, Lee	2,233
Ocoee, Orange	2,231
Okeechobee, Okeechobee	2,228
Pembroke Pines, Broward	2,191
Key West, Monroe	2,155
Leesburg, Lake	2,140
Valrico, Hillsborough	2,137
Lake Worth Beach, Palm Beach	2,126
Seminole, Pinellas	2,118
North Lauderdale, Broward	2,079
Port Orange, Volusia	2,063
Zephyrhills, Pasco	2,060
North Miami, Dade	2,049
Ruskin, Hillsborough	1,973
Pinellas Park, Pinellas	1,968
Saint Johns, St. Johns	1,963
Ormond Beach, Volusia	1,884
Longwood, Seminole	1,879
Jacksonville Beach, Duval	1,864

COVID-19: characteristics of 1,181,549 Florida resident cases

Data through Dec 19, 2020 verified as of Dec 20, 2020 at 09:25 AM

Data in this report are provisional and subject to change.

The table below includes the cities and counties of residence for cases in Florida residents based on the patient's ZIP Code. Note that city is not always received as part of the initial notification and may be missing while the case is being investigated.

City and county	Cases
Quincy, Gadsden	1,861
Windermere, Orange	1,850
Navarre, Santa Rosa	1,817
Niceville, Okaloosa	1,755
Oakland Park, Broward	1,750
Dade City, Pasco	1,731
Crawfordville, Wakulla	1,730
Perry, Taylor	1,703
Casselberry, Seminole	1,702
Cantonment, Escambia	1,691
The Villages, Sumter	1,688
Cocoa, Brevard	1,679
Gulf Breeze, Santa Rosa	1,662
Clewiston, Hendry	1,649
Bartow, Polk	1,648
Palatka, Putnam	1,636
Green Cove Springs, Clay	1,630
Marianna, Jackson	1,626
Hudson, Pasco	1,607
Kissimmee, Polk	1,561
Royal Palm Beach, Palm Beach	1,551
North Fort Myers, Lee	1,542
Panama City Beach, Bay	1,522
Port Richey, Pasco	1,517
Lake Mary, Seminole	1,471
Auburndale, Polk	1,468
Inverness, Citrus	1,467
Ponte Vedra Beach, St. Johns	1,455
Defuniak Springs, Walton	1,447
Lynn Haven, Bay	1,433
Tarpon Springs, Pinellas	1,430
Aventura, Dade	1,422
Fernandina Beach, Nassau	1,410
Wimauma, Hillsborough	1,407
Chipley, Washington	1,398
Crossings, Dade	1,396
Coconut Grove, Dade	1,392
Mayo, Lafayette	1,385
Titusville, Brevard	1,357
Missing, Dade	1,355
Starke, Bradford	1,341
New Smyrna Beach, Volusia	1,330
Lake Wales, Polk	1,328
Winter Springs, Seminole	1,328
Carol City, Dade	1,327
Santa Rosa Beach, Walton	1,321
Belle Glade, Palm Beach	1,308
Merritt Island, Brevard	1,296
Estero, Lee	1,272
Cooper City, Broward	1,270
Labelle, Hendry	1,252
Loxahatchee, Palm Beach	1,240
Fleming Island, Clay	1,228
Parkland, Broward	1,212
Sarasota, Manatee	1,210
Dunedin, Pinellas	1,204
Key Biscayne, Dade	1,203
Destin, Okaloosa	1,189
Avon Park, Highlands	1,188

COVID-19: characteristics of 1,181,549 Florida resident cases

Data through Dec 19, 2020 verified as of Dec 20, 2020 at 09:25 AM

Data in this report are provisional and subject to change.

The table below includes the cities and counties of residence for cases in Florida residents based on the patient's ZIP Code. Note that city is not always received as part of the initial notification and may be missing while the case is being investigated.

City and county	Cases
Holiday, Pasco	1,155
Palm City, Martin	1,143
Wauchula, Hardee	1,134
Biscayne Park, Dade	1,129
Parrish, Manatee	1,129
Mulberry, Polk	1,121
Eustis, Lake	1,093
Seffner, Hillsborough	1,081
Rockledge, Brevard	1,058
Tavares, Lake	1,054
Indiantown, Martin	1,052
Odessa, Hillsborough	1,052
Mount Dora, Lake	1,051
Bonifay, Holmes	1,051
Riviera Beach, Palm Beach	1,049
Lake Butler, Union	1,010
Madison, Madison	1,007
Macclenny, Baker	1,001
Graceville, Jackson	998
Century, Escambia	991
Florida City, Dade	976
Crystal River, Citrus	957
Groveland, Lake	944
Orange City, Volusia	933
El Portal, Dade	921
Maitland, Orange	904
Lake Placid, Highlands	894
Dania, Broward	889
Everglades National Park, Dade	872
Summerfield, Marion	864
Homosassa, Citrus	860
Lithia, Hillsborough	850
Yulee, Nassau	847
Gibsonton, Hillsborough	842
Pinecrest, Dade	841
Dover, Hillsborough	835
Atlantic Beach, Duval	821
Sanderson, Baker	808
Hobe Sound, Martin	803
Ponte Vedra, St. Johns	801
Monticello, Jefferson	798
Callahan, Nassau	795
Jasper, Hamilton	773
Pace, Santa Rosa	760
Palm Springs, Palm Beach	743
Sebastian, Indian River	743
Sun City Center, Hillsborough	738
Apollo Beach, Hillsborough	738
Lady Lake, Lake	737
Oldsmar, Pinellas	735
Coleman, Sumter	728
Lantana, Palm Beach	722
Blountstown, Calhoun	721
Lecanto, Citrus	716
Alachua, Alachua	710
Olympia Heights, Dade	705
Uleta, Dade	705
South Miami, Dade	703
Moore Haven, Glades	696

COVID-19: characteristics of 1,181,549 Florida resident cases

Data through Dec 19, 2020 verified as of Dec 20, 2020 at 09:25 AM

Data in this report are provisional and subject to change.

The table below includes the cities and counties of residence for cases in Florida residents based on the patient's ZIP Code. Note that city is not always received as part of the initial notification and may be missing while the case is being investigated.

City and county	Cases
Havana, Gadsden	690
North Palm Beach, Palm Beach	684
Palmetto Bay, Dade	683
Debary, Volusia	682
Coral, Dade	677
Wewahitchka, Gulf	675
Edgewater, Volusia	668
Dunnellon, Marion	663
Newberry, Alachua	651
Trenton, Gilchrist	640
Belleview, Marion	630
Ellenton, Manatee	617
Wildwood, Sumter	606
Frostproof, Polk	603
Fisher Island, Dade	603
Jensen Beach, Martin	597
Chattahoochee, Gadsden	594
Cross City, Dixie	591
South Bay, Palm Beach	591
Williston, Levy	590
Lauderhill, Broward	590
Satellite Beach, Brevard	583
Freeport, Walton	582
Beverly Hills, Citrus	571
Wilton Manors, Broward	570
Pahokee, Palm Beach	569
Safety Harbor, Pinellas	566
Fellsmere, Indian River	565
Bristol, Liberty	559
Nokomis, Sarasota	549
Hilliard, Nassau	545
Lauderdale Lakes, Broward	543
Mary Esther, Okaloosa	542
Key Largo, Monroe	539
Polk City, Polk	539
Keystone Heights, Clay	530
Hernando, Citrus	529
Shalimar, Okaloosa	521
Crescent City, Putnam	513
Marco Island, Collier	511
Dunnellon, Citrus	504
Port Saint Joe, Gulf	502
Bushnell, Sumter	500
Bowling Green, Hardee	496
Medley, Dade	480
Glen Saint Mary, Baker	473
Englewood, Charlotte	470
Fort Meade, Polk	461
Carrabelle, Franklin	446
Chiefland, Levy	439
Miramar Beach, Walton	439
Marathon, Monroe	434
Southwest Ranches, Broward	430
Sweetwater, Dade	429
Indialantic, Brevard	427
Old Town, Dixie	412
Thonotosassa, Hillsborough	411
Cocoa Beach, Brevard	404
Sneads, Jackson	402

COVID-19: characteristics of 1,181,549 Florida resident cases

Data through Dec 19, 2020 verified as of Dec 20, 2020 at 09:25 AM

Data in this report are provisional and subject to change.

The table below includes the cities and counties of residence for cases in Florida residents based on the patient's ZIP Code. Note that city is not always received as part of the initial notification and may be missing while the case is being investigated.

City and county	Cases
Spring Hill, Pasco	399
Neptune Beach, Duval	396
Lake Alfred, Polk	385
Englewood, Sarasota	384
Jacksonville, St. Johns	382
Interlachen, Putnam	380
Bronson, Levy	380
Fort Myers Beach, Lee	375
Florida State University, Leon	374
High Springs, Alachua	372
Centerville, Leon	369
Minneola, Lake	363
Sorrento, Lake	361
Fort White, Columbia	360
Belle Isle, Orange	357
Trinity, Pasco	356
Fruitland Park, Lake	352
Baker, Okaloosa	344
West Melbourne, Brevard	336
Cottondale, Jackson	334
Clearwater Beach, Pinellas	331
Raiford, Union	325
Oakland, Orange	316
Palm Beach, Palm Beach	315
Mascotte, Lake	308
Zolfo Springs, Hardee	298
Gulfport, Pinellas	294
Umatilla, Lake	293
Bunnell, Flagler	291
Malone, Jackson	290
Rotunda West, Charlotte	282
Midway, Gadsden	280
Citra, Marion	277
Weeki Wachee, Hernando	275
Lehigh, Lee	273
Silver Springs, Marion	272
Myakka City, Manatee	272
Youngstown, Bay	264
Hawthorne, Alachua	260
Molino, Escambia	257
Bell, Gilchrist	255
Haverhill, Palm Beach	255
South Daytona, Volusia	255
Tavernier, Monroe	251
Pierson, Volusia	248
Jay, Santa Rosa	247
De Leon Springs, Volusia	245
Branford, Suwannee	244
Oxford, Sumter	241
Winter Park, Seminole	241
Melbourne Beach, Brevard	237
Lawtey, Bradford	237
Ocklawaha, Marion	235
Flagler Beach, Flagler	235
Surfside, Dade	234
Alva, Lee	231
Orlando, Osceola	229
Altha, Calhoun	229
Cape Canaveral, Brevard	228

COVID-19: characteristics of 1,181,549 Florida resident cases

Data through Dec 19, 2020 verified as of Dec 20, 2020 at 09:25 AM

Data in this report are provisional and subject to change.

The table below includes the cities and counties of residence for cases in Florida residents based on the patient's ZIP Code. Note that city is not always received as part of the initial notification and may be missing while the case is being investigated.

City and county	Cases
Celebration, Osceola	227
Indian Harbour Beach, Brevard	225
Lake Park, Palm Beach	219
Grand Ridge, Jackson	215
Apalachicola, Franklin	215
East Palatka, Putnam	214
Mims, Brevard	214
Osprey, Sarasota	214
Holly Hill, Volusia	213
Greenville, Madison	212
Archer, Alachua	211
Dundee, Polk	209
Jennings, Hamilton	208
Ave Maria, Collier	207
Tequesta, Palm Beach	203
Eagle Lake, Polk	198
Hastings, St. Johns	195
Greenwood, Jackson	195
Vernon, Washington	192
Orlando, Seminole	192
Chuluota, Seminole	189
Kenneth City, Pinellas	189
Bay Harbor Islands, Dade	189
Montverde, Lake	187
Bal Harbour, Dade	186
Floral City, Citrus	185
Melrose, Putnam	184
Edgewood, Orange	184
Gotha, Orange	183
O Brien, Suwannee	179
Webster, Sumter	179
Westville, Holmes	178
Missing, Orange	177
Satsuma, Putnam	172
West Miami, Dade	170
Eastpoint, Franklin	170
Gretna, Gadsden	166
San Antonio, Pasco	165
South Pasadena, Pinellas	164
Elkton, St. Johns	158
Lee, Madison	158
Ponce De Leon, Holmes	157
Orlando, Dade	157
Malabar, Brevard	156
Indian Rocks Beach, Pinellas	156
Valparaiso, Okaloosa	155
Missing, Lee	154
Grand Island, Lake	153
Southport, Bay	152
Laurel Hill, Okaloosa	151
Eglin Air Force Base, Okaloosa	149
Missing, Santa Rosa	147
Bryceville, Nassau	145
Lake Panasoffkee, Sumter	141
Missing, Volusia	140
Reddick, Marion	138
Clair-Mel City, Hillsborough	137
Apopka, Seminole	137
Azalea Park, Orange	136

COVID-19: characteristics of 1,181,549 Florida resident cases

Data through Dec 19, 2020 verified as of Dec 20, 2020 at 09:25 AM

Data in this report are provisional and subject to change.

The table below includes the cities and counties of residence for cases in Florida residents based on the patient's ZIP Code. Note that city is not always received as part of the initial notification and may be missing while the case is being investigated.

City and county	Cases
Alafaya, Orange	134
White Springs, Hamilton	133
Fort McCoy, Marion	132
University Of Miami, Dade	132
Orlando, Polk	132
Wellborn, Suwannee	132
Inlet Beach, Walton	131
Sebastian, Brevard	130
Belleair, Pinellas	129
Geneva, Seminole	129
Alford, Jackson	126
Lakewood Ranch, Manatee	124
Hiawassee, Orange	124
Sanibel, Lee	123
Missing, Brevard	123
Mcdavid, Escambia	121
Summerland Key, Monroe	120
Morriston, Levy	120
Hallandale Beach, Broward	117
Juno Beach, Palm Beach	117
Fountain, Bay	116
Orlando, Broward	115
Holmes Beach, Manatee	115
Anthony, Marion	114
Missing, Palm Beach	110
Mcalpin, Suwannee	109
Weirsdale, Marion	109
Greenacres, Palm Beach	107
Matlacha, Lee	107
Longboat Key, Manatee	106
Kindred, Osceola	106
Missing, Marion	105
Lockhart, Orange	105
Zellwood, Orange	105
Howey-In-The-Hills, Lake	104
Saint James City, Lee	104
Center Hill, Sumter	103
Bay Lake, Orange	103
Madeira Beach, Pinellas	102
Micanopy, Alachua	102
Orlando, Volusia	102
Hosford, Liberty	102
Orlando, Hillsborough	101
Islamorada, Monroe	101
Poinciana, Polk	98
South Fort Myers, Lee	97
Babson Park, Polk	97
Bokeelia, Lee	97
Fern Park, Seminole	95
Astatula, Lake	95
Pomona Park, Putnam	95
Lauderdale By The Sea, Broward	94
Caryville, Washington	93
Carrollwood, Hillsborough	91
Odessa, Pasco	90
Steinhatchee, Taylor	89
Holt, Okaloosa	88
Atlantis, Palm Beach	87
Viera, Brevard	87

COVID-19: characteristics of 1,181,549 Florida resident cases

Data through Dec 19, 2020 verified as of Dec 20, 2020 at 09:25 AM

Data in this report are provisional and subject to change.

The table below includes the cities and counties of residence for cases in Florida residents based on the patient's ZIP Code. Note that city is not always received as part of the initial notification and may be missing while the case is being investigated.

City and county	Cases
University Of Fl, Alachua	86
Cloud Lake, Palm Beach	86
Mangonia Park, Palm Beach	85
Lake Helen, Volusia	84
Sopchoppy, Wakulla	84
Grant-Valkaria, Brevard	83
Big Pine Key, Monroe	81
Temple Terrace, Hillsborough	80
The Villages, Lake	80
Oak Hill, Volusia	79
Missing, Duval	77
Citrus Springs, Citrus	76
Seville, Volusia	76
Sumterville, Sumter	76
Maitland, Seminole	75
Osteen, Volusia	74
F M, Lee	74
Hypoluxo, Palm Beach	74
Missing, St. Johns	73
Missing, Collier	73
Orlando, Palm Beach	72
Altoona, Lake	72
Hollister, Putnam	72
Placida, Charlotte	71
Missing, Pasco	71
Lady Lake, Sumter	71
Orlando, Lake	71
Avon Park, Polk	70
Missing, Broward	69
Golden Beach, Dade	69
Cutler Bay, Dade	69
Clarksville, Calhoun	68
Missing, Pinellas	68
Lake Hamilton, Polk	68
Panacea, Wakulla	67
Lutz, Pasco	66
Buena Ventura Lakes, Osceola	66
University Of Central Florida, Orange	64
Waldo, Alachua	64
Belleair Beach, Pinellas	64
San Mateo, Putnam	63
Dinsmore, Duval	63
Lamont, Jefferson	62
Air Mail Facility, Dade	62
Brooker, Bradford	62
Hurlburt Field, Okaloosa	61
Stock Island, Monroe	61
University Of South Florida, Hillsborough	60
Callaway, Bay	60
Baldwin, Duval	60
Kendall, Dade	59
Christmas, Orange	59
The Villages, Marion	58
Palma Ceia, Hillsborough	58
Paisley, Lake	57
Bascom, Jackson	57
Astor, Lake	57
Rocky Point, Hillsborough	57
Inglis, Levy	57

COVID-19: characteristics of 1,181,549 Florida resident cases

Data through Dec 19, 2020 verified as of Dec 20, 2020 at 09:25 AM

Data in this report are provisional and subject to change.

The table below includes the cities and counties of residence for cases in Florida residents based on the patient's ZIP Code. Note that city is not always received as part of the initial notification and may be missing while the case is being investigated.

City and county	Cases
Eatonville, Orange	57
Bonita Beach, Lee	57
Ochopee, Collier	57
Ponce Inlet, Volusia	57
Hampton, Bradford	57
Lighthouse Point, Broward	55
Barefoot Bay, Brevard	54
Bradenton Beach, Manatee	54
Crystal Beach, Pinellas	54
Harmony, Osceola	53
Missing, Escambia	53
Tierra Verde, Pinellas	53
Pinetta, Madison	52
Greensboro, Gadsden	50
Welaka, Putnam	50
Florahome, Putnam	49
Orlando, Brevard	48
Canal Point, Palm Beach	48
Ocean Ridge, Palm Beach	48
Princeton, Dade	47
Lorida, Highlands	46
Fort Denaud, Hendry	46
Sunny Isles Beach, Dade	44
Georgetown, Putnam	44
Patrick Air Force Base, Brevard	44
Florida Gulf Coast Univ, Lee	43
Saint Pete Beach, Pinellas	42
Fruit Cove, St. Johns	42
West Park, Broward	42
Campbellton, Jackson	41
Felda, Hendry	41
Orlando, Pinellas	41
Tyndall Air Force Base, Bay	41
Palm Beach Shores, Palm Beach	39
Destin, Walton	39
University Of Tampa, Hillsborough	39
Walnut Hill, Escambia	39
Yalaha, Lake	38
Boca Grande, Lee	38
Manalapan, Palm Beach	38
Sewalls Point, Martin	38
North Venice, Sarasota	37
North Redington Beach, Pinellas	36
Missing, Citrus	35
Cinco Bayou, Okaloosa	35
Orlando, Leon	35
Village Of Wellington, Palm Beach	34
Treasure Island, Pinellas	34
Missing, Hernando	34
Flemington, Marion	34
Anna Maria, Manatee	33
Missing, Hillsborough	33
Reunion, Osceola	33
Dania Beach, Broward	33
Cedar Key, Levy	33
Saint Leo, Pasco	32
Ebro, Washington	32
Kathleen, Polk	32
Cudjoe Key, Monroe	31

COVID-19: characteristics of 1,181,549 Florida resident cases

Data through Dec 19, 2020 verified as of Dec 20, 2020 at 09:25 AM

Data in this report are provisional and subject to change.

The table below includes the cities and counties of residence for cases in Florida residents based on the patient's ZIP Code. Note that city is not always received as part of the initial notification and may be missing while the case is being investigated.

City and county	Cases
Singer Island, Palm Beach	31
Heathrow, Seminole	31
Barry University, Dade	31
Lake Suzy, Desoto	30
Aloma, Orange	30
Bellview, Escambia	30
Highland Beach, Palm Beach	29
Eaton Park, Polk	29
Terra Ceia, Manatee	29
Missing, Seminole	28
Naranja, Dade	28
Ona, Hardee	28
Missing, Lake	28
Intercession City, Osceola	28
Miami, Unknown	27
Micco, Brevard	27
Bonita Springs, Collier	27
Missing, Clay	27
Kenansville, Osceola	27
Northdale, Hillsborough	27
Gulf Breeze, Escambia	26
Missing, Nassau	26
Salt Springs, Marion	26
Miami Springs, Dade	26
Florida State, Leon	26
Waverly, Polk	26
Bay Pines, Pinellas	26
Palm Shores, Brevard	26
Jupiter, Martin	25
Kinard, Calhoun	25
Winter Garden, Lake	25
South Miami Heights, Dade	25
Enterprise, Volusia	25
Univ Of FI Student Dorms, Alachua	25
Miromar Lakes, Lee	24
Orlando, Pasco	24
Town N Country, Hillsborough	24
Okahumpka, Lake	24
Labelle, Glades	24
Bagdad, Santa Rosa	24
Hialeah Gardens, Dade	23
South Palm Beach, Palm Beach	23
Orlando, Duval	23
Tioga, Alachua	22
Santa Fe, Alachua	22
Missing, Manatee	22
Highland City, Polk	22
Nocatee, Desoto	22
Key Colony Beach, Monroe	22
Miami Shores, Dade	22
University Of Central FI, Orange	22
Florida Dept Of Corrections, Union	22
Penney Farms, Clay	21
Pensacola Beach, Santa Rosa	21
North Bay Village, Dade	21
Florida A And M University, Leon	21
La Crosse, Alachua	20
Orlando, Marion	20
Fort Lauderdale, Dade	20

COVID-19: characteristics of 1,181,549 Florida resident cases

Data through Dec 19, 2020 verified as of Dec 20, 2020 at 09:25 AM

Data in this report are provisional and subject to change.

The table below includes the cities and counties of residence for cases in Florida residents based on the patient's ZIP Code. Note that city is not always received as part of the initial notification and may be missing while the case is being investigated.

City and county	Cases
Pasadena, Pinellas	19
Balm, Hillsborough	19
City Of Sunrise, Broward	19
Missing, Sumter	19
Missing, Okaloosa	19
Hawthorne, Putnam	19
Ponte Vedra, Duval	19
Tice, Lee	19
University Of Central Florida, Broward	18
Mexico Beach, Bay	18
Tangerine, Orange	18
Florida International Univ, Dade	18
Bayonet Point, Pasco	18
Lulu, Columbia	18
Stetson University, Volusia	18
Babcock Ranch, Lee	18
Apopka, Lake	17
Goulds, Dade	17
Missing, Martin	17
Perdido Key, Escambia	17
Sun City, Hillsborough	17
Lacoochee, Pasco	17
Homosassa Springs, Citrus	17
Orlando, Alachua	17
Sydney, Hillsborough	17
Green Acres, Palm Beach	17
Chokoloskee, Collier	17
City Of Westlake, Palm Beach	17
Bonifay, Washington	17
Missing, St. Lucie	16
Missing, Polk	16
Florence Villa, Polk	16
Hallandale Beach, Broward	16
Missing, Indian River	16
West Panama City Beach, Bay	16
New Smyrna, Volusia	16
Dowling Park, Suwannee	16
Village Wellington, Palm Beach	15
Village Of Palmetto Bay, Dade	15
Branford, Lafayette	15
Indian Lake Estates, Polk	15
Maitland, Volusia	15
Cortez, Manatee	15
Little Torch Key, Monroe	15
Siesta Key, Sarasota	15
Horseshoe Beach, Dixie	15
Palmdale, Glades	15
Paxton, Walton	14
Loughman, Polk	14
Yankeetown, Levy	14
Winter Park, Polk	14
Candler, Marion	14
Mango, Hillsborough	14
Poinciana, Osceola	14
Saint Marks, Wakulla	14
University Of Central Fl, Hillsborough	14
Venus, Highlands	14
Sugarloaf Key, Monroe	14
Goodland, Collier	14

COVID-19: characteristics of 1,181,549 Florida resident cases

Data through Dec 19, 2020 verified as of Dec 20, 2020 at 09:25 AM

Data in this report are provisional and subject to change.

The table below includes the cities and counties of residence for cases in Florida residents based on the patient's ZIP Code. Note that city is not always received as part of the initial notification and may be missing while the case is being investigated.

City and county	Cases
Orlando, Manatee	14
Ocoee, Lake	14
Mcintosh, Marion	13
Orlando, Lee	13
Orange Lake, Marion	13
Orlando, Flagler	13
Long Key, Monroe	13
Crystal Springs, Pasco	13
Maitland, Polk	13
Champions Gate, Polk	13
Caryville, Holmes	12
Bostwick, Putnam	12
Duette, Manatee	12
Homeland, Polk	12
Wewahitchka, Calhoun	12
Parker, Bay	12
Pembroke Park, Broward	12
Graceville, Holmes	12
Bradley, Polk	12
Zellwood, Lake	12
Earleton, Alachua	12
Tallevast, Manatee	12
Wabasso, Indian River	12
White Springs, Columbia	12
Eloise, Polk	12
Westchase, Hillsborough	12
Miami, Broward	12
Maitland, Osceola	12
Mount Dora, Orange	11
Florida International University, Dade	11
Hernando Beach, Hernando	11
Saint Johns, Duval	11
Ridge Manor, Pasco	11
Jensen Beach, St. Lucie	11
Buckingham, Lee	11
Hollywood, Dade	11
Sparr, Marion	11
Lealman, Pinellas	11
Bayshore Gardens, Manatee	11
Fort Ogden, Desoto	11
Plymouth, Orange	11
Unknown, Dade	11
Woodville, Leon	10
Saint George Island, Franklin	10
Telogia, Liberty	10
Lake City, Suwannee	10
Jacksonville, Unknown	10
Rosemary Beach, Walton	10
Gulf Hammock, Levy	10
Bonaventure, Broward	10
Wahneta, Polk	10
Holder, Citrus	10
Greenville, Taylor	10
Gulf Stream, Palm Beach	10
Apopka, Volusia	10
Passport, Unknown	10
Union Park, Orange	9
Graham, Bradford	9
Durant, Hillsborough	9

COVID-19: characteristics of 1,181,549 Florida resident cases

Data through Dec 19, 2020 verified as of Dec 20, 2020 at 09:25 AM

Data in this report are provisional and subject to change.

The table below includes the cities and counties of residence for cases in Florida residents based on the patient's ZIP Code. Note that city is not always received as part of the initial notification and may be missing while the case is being investigated.

City and county	Cases
Orlando, Escambia	9
Leisure City, Dade	9
Laurel Hill, Walton	9
Lamont, Madison	9
Steinhatchee, Dixie	9
Gonzalez, Escambia	9
Golden Oak, Orange	9
Laud-By-The-Sea, Broward	9
University Park, Manatee	9
Palma Sola, Manatee	9
Long Boat Key, Manatee	9
Wausau, Washington	9
Cottdale, Washington	9
Everglades City, Collier	9
Orlando, Okaloosa	9
Trilby, Pasco	9
Maitland, Hillsborough	8
Hialeah, Unknown	8
Jerome, Collier	8
Westlake, Palm Beach	8
Murdock, Charlotte	8
Trenton, Levy	8
Ramrod Key, Monroe	8
Lowell, Marion	8
Ferndale, Lake	8
Archer, Levy	8
Pine Hills, Orange	8
Shady Hills, Pasco	8
Rubonia, Manatee	8
Florida State Univ Admin, Leon	8
Pine Castle, Orange	8
Perrine, Dade	8
Webster, Hernando	8
Fanning Springs, Gilchrist	8
Indian River Shores, Indian River	8
Mexico Beach, Gulf	8
Orlando, St. Lucie	8
Nichols, Polk	7
Evinston, Alachua	7
West Delray Beach, Palm Beach	7
University Of Central FI, Martin	7
Dade City, Hernando	7
Forest City, Seminole	7
Nalcrest, Polk	7
Watersound, Walton	7
Brooksville, Pasco	7
Lake Monroe, Seminole	7
Lake Como, Putnam	7
Orlando, Sarasota	7
Saint Lucie West, St. Lucie	7
Missing, Columbia	7
Maitland, Lake	7
Alturas, Polk	7
Forest City, Orange	6
Otter Creek, Levy	6
Sea Ranch Lakes, Broward	6
Fort Charlotte, Charlotte	6
Ponce De Leon, Walton	6
Palm City, St. Lucie	6

COVID-19: characteristics of 1,181,549 Florida resident cases

Data through Dec 19, 2020 verified as of Dec 20, 2020 at 09:25 AM

Data in this report are provisional and subject to change.

The table below includes the cities and counties of residence for cases in Florida residents based on the patient's ZIP Code. Note that city is not always received as part of the initial notification and may be missing while the case is being investigated.

City and county	Cases
Ocoee, Osceola	6
Belleair Bluffs, Pinellas	6
Choctaw Beach, Okaloosa	6
Switzerland, St. Johns	6
Orchid, Indian River	6
Maxville, Duval	6
Hutchinson Island, St. Lucie	6
Ozona, Pinellas	6
Missing, Osceola	6
Missing, Holmes	6
Morriston, Marion	6
Indian Creek Village, Dade	6
Lakeshore, Polk	6
Lakewood Ranch, Sarasota	6
Lake Butler, Bradford	6
Mayport Naval Station, Duval	6
Port Saint John, Brevard	6
Mount Plymouth, Lake	6
N/A, Unknown	6
Hillsboro Beach, Broward	6
Orlando, St. Johns	6
Orlando, Hernando	6
Suwannee, Dixie	6
Virginia Gardens, Dade	6
Windermere, Alachua	5
Orlando, Collier	5
Missing, Unknown	5
Missing, Putnam	5
Braden River, Manatee	5
Roseland, Indian River	5
Winter Garden, Osceola	5
Missing, Bay	5
Citrus Hills, Citrus	5
Basinger, Okeechobee	5
Eatonville, Polk	5
Longboat Key, Sarasota	5
Duck Key, Monroe	5
PsI, Unknown	5
Ybor City, Hillsborough	5
High Springs, Gilchrist	5
Los Angeles, Dade	5
Orlando, Charlotte	5
White City, Gulf	5
Winter Garden, Seminole	5
Pine Ridge, Citrus	5
Missing, Leon	5
Beverly Beach, Flagler	5
Niceville, Walton	5
Pass, Unknown	5
Putnam Hall, Putnam	5
Quail Heights, Dade	5
River Ranch, Polk	5
Stuart, St. Lucie	5
Winter Park, Broward	5
Redington Beach, Pinellas	5
Redington Shores, Pinellas	5
Westchester, Dade	5
Daytona Beach Shores, Volusia	5
Deer Island, Lake	5

COVID-19: characteristics of 1,181,549 Florida resident cases

Data through Dec 19, 2020 verified as of Dec 20, 2020 at 09:25 AM

Data in this report are provisional and subject to change.

The table below includes the cities and counties of residence for cases in Florida residents based on the patient's ZIP Code. Note that city is not always received as part of the initial notification and may be missing while the case is being investigated.

City and county	Cases
East Lake, Marion	5
Ebro, Bay	5
Innovation, Pasco	5
Missing, Walton	5
Orlando, Highlands	5
Apopka, Broward	5
Davenport, Osceola	4
Glen Ridge, Palm Beach	4
Goldenrod, Seminole	4
Missing, Sarasota	4
Missing, Highlands	4
Grove City, Charlotte	4
Barberville, Volusia	4
Orlando, Bay	4
West Bradenton, Manatee	4
Windermere, Leon	4
University Of Central Florida, Brevard	4
Valkaria, Brevard	4
Orlando, Columbia	4
Loxahatchee Groves, Palm Beach	4
Indian Shores, Pinellas	4
Live Oak, Madison	4
Fairfield, Marion	4
Aripeka, Pasco	4
Milton, Escambia	4
Mayport, Duval	4
Maitland, Leon	4
Grandin, Putnam	4
Inlet Beach, Bay	4
Kissimmee, Orange	4
Shady Grove, Taylor	4
Orlando, Santa Rosa	4
Miccosukee, Leon	4
Ft Pierce, St. Lucie	4
Cypress, Jackson	4
Pensacola Beach, Escambia	4
Pensacola, Unknown	4
Fort Lauderdale, Palm Beach	4
Miami Gardens, Unknown	4
Kingsley Lake, Bradford	4
Naples, Lee	4
Okeechobee, Osceola	4
Briny Breezes, Palm Beach	4
Missing, Alachua	4
Missing, Monroe	4
Williston, Marion	4
Saint Augustine, Duval	4
Alafaya, Broward	4
Elfers, Pasco	4
Fernandina, Nassau	4
International Service Center, Dade	4
Orange Springs, Marion	4
Orlando, Citrus	4
Seacrest, Walton	4
Wakulla Springs, Wakulla	4
Windermere, Palm Beach	3
Winter Park, Brevard	3
Pompano Beach, Palm Beach	3
Salem, Taylor	3

COVID-19: characteristics of 1,181,549 Florida resident cases

Data through Dec 19, 2020 verified as of Dec 20, 2020 at 09:25 AM

Data in this report are provisional and subject to change.

The table below includes the cities and counties of residence for cases in Florida residents based on the patient's ZIP Code. Note that city is not always received as part of the initial notification and may be missing while the case is being investigated.

City and county	Cases
Samoset, Manatee	3
San Fernando, Unknown	3
Vernon, Bay	3
Mayport Naval Housing, Duval	3
Oneco, Manatee	3
Indian Rock Beach, Pinellas	3
Inglis, Citrus	3
Hollywood, Unknown	3
Monticello, Madison	3
Fpo, Duval	3
Fernandina Beach, Duval	3
Cypress Gardens, Polk	3
Bowling Green, Polk	3
Seacrest, Bay	3
Orange Park, Duval	3
Point Washington, Walton	3
University Of Central Fl, Seminole	3
Vero Beach, St. Lucie	3
Missing, Washington	3
Mims, Volusia	3
Nobleton, Hernando	3
Julington Creek, St. Johns	3
Bella Collina, Lake	3
Apopka, Hillsborough	3
El Jobean, Charlotte	3
Grant Valkaria, Brevard	3
North Fort Myers, Charlotte	3
Orlando, Jackson	3
Kissimmee, Unknown	3
Jacksonville Naval Air Station, Duval	3
Chicago, Lee	3
Clewiston, Palm Beach	3
Conch Key, Monroe	3
Branford, Gilchrist	3
Bayou George, Bay	3
San Carlos Park, Lee	3
Winter Garden, Leon	3
Westville, Walton	3
Sugarloaf, Monroe	3
Clarcona, Orange	3
Glenwood, Volusia	3
Orlando, Nassau	3
Lloyd, Jefferson	3
Lamont, Taylor	3
Keystone Heights, Bradford	3
Orlando, Union	3
Winter Park, Alachua	3
Winter Park, Leon	3
Winter Park, Osceola	3
Worthington Springs, Union	3
Sunny Hills, Washington	3
Tampa, Pinellas	3
Jacksonville, Clay	3
Johns Pass Village, Pinellas	3
Apopka, Dade	3
Hallandale Beach, Unknown	3
Blountstown, Liberty	3
Captiva, Lee	3
Deerfield Beach, Palm Beach	3

COVID-19: characteristics of 1,181,549 Florida resident cases

Data through Dec 19, 2020 verified as of Dec 20, 2020 at 09:25 AM

Data in this report are provisional and subject to change.

The table below includes the cities and counties of residence for cases in Florida residents based on the patient's ZIP Code. Note that city is not always received as part of the initial notification and may be missing while the case is being investigated.

City and county	Cases
Miami Gardens, Broward	3
Lynbrook, Broward	3
Orlando, Indian River	3
Orlando, Martin	3
Saint Augustine Beach, St. Johns	3
Village Of Golf, Palm Beach	3
Windermere, Seminole	3
Port Salerno, Martin	3
Winter Garden, Polk	3
Eglin, Okaloosa	3
Margate, Unknown	3
Melrose, Bradford	3
Maitland, Pasco	3
Missing, Taylor	3
Missing, Hendry	3
Ocoee, Broward	3
Labelle, Lee	3
Apopka, Osceola	3
Brewton, Escambia	3
Pp, Unknown	3
University Of Central Florida, Palm Beach	3
University Of Central Florida, Pinellas	3
Wildlight, Nassau	3
Winter Park, Lake	3
Woodside, Broward	2
Windermere, Polk	2
Winter Garden, Brevard	2
University Of Central Fl, Dade	2
University Of Central Fl, Osceola	2
Scottsmoor, Brevard	2
Portland, Unknown	2
Pp, Dade	2
Cassadaga, Volusia	2
Lake Harbor, Palm Beach	2
Fort Walton Beach, Walton	2
Dunnellon, Levy	2
Orlando, Holmes	2
Orlando, Sumter	2
Moore Haven, Hendry	2
Lanark Village, Franklin	2
Madison, Unknown	2
Lockhart, Seminole	2
Ocean Breeze, Martin	2
Hialeah, Broward	2
Jacksonville, Dade	2
Florida Power & Light Co, Dade	2
Gibsonia, Polk	2
Alys Beach, Bay	2
Amelia City, Nassau	2
Alligator Point, Wakulla	2
Citrus Ridge, Indian River	2
Tangerine, Lake	2
Pass, Dade	2
Winter Garden, Hillsborough	2
Winter Garden, Broward	2
Winter Garden, Dade	2
Windermere, Osceola	2
Winter Park, St. Johns	2
Upper Key Largo, Monroe	2

COVID-19: characteristics of 1,181,549 Florida resident cases

Data through Dec 19, 2020 verified as of Dec 20, 2020 at 09:25 AM

Data in this report are provisional and subject to change.

The table below includes the cities and counties of residence for cases in Florida residents based on the patient's ZIP Code. Note that city is not always received as part of the initial notification and may be missing while the case is being investigated.

City and county	Cases
Saint Augusaintine Beach, St. Johns	2
Seven Springs, Pasco	2
Port Charlotte, Unknown	2
Punta Gorda, Lee	2
Port Saint Lucie, Martin	2
Orlando, Unknown	2
Miami, Palm Beach	2
None, Dade	2
Los Angeles, Okaloosa	2
Lutz, Pinellas	2
Lake Geneva, Clay	2
Lawtey, Union	2
Lakeland, Hillsborough	2
Coconut Creek, Unknown	2
Crawfordville, Leon	2
Cross Creek, Alachua	2
Alligator Point, Franklin	2
Immokalee, Lee	2
Eatonville, Lake	2
Eau Gallie, Brevard	2
Fort Lauderdale, Unknown	2
Apopka, Flagler	2
Apopka, Marion	2
Apopka, Sarasota	2
Bonifay, Jackson	2
Clermont, Polk	2
Fort Pierce, Martin	2
Greenville, Jefferson	2
Lake Buena Vista, Orange	2
Laurel, Sarasota	2
Lecanto, Marion	2
Ludlam, Dade	2
Tarpon Springs, Pasco	2
West Palm Beach, Dade	2
Oklawaha, Marion	2
Olustee, Baker	2
Ocoee, Duval	2
Land O Lakes, Hillsborough	2
Milligan, Okaloosa	2
Ocoee, Leon	2
Fort Lauderdale, Alachua	2
Copeland, Collier	2
Cross City, Taylor	2
Carl Fisher, Dade	2
Saint Marys, Nassau	2
Wacissa, Jefferson	2
Windermere, Lake	2
Winter Park, Highlands	2
Sebring, Desoto	2
Pompano Beach, Unknown	2
Tampa, Hernando	2
University Of Central Florida, Lee	2
Umatilla, Marion	2
Vero Beach, Unknown	2
Wauchula, Desoto	2
Winter Park, Dade	2
Yeehaw, Okeechobee	2
000000, Unknown	2
Babcock Ranch, Charlotte	2

COVID-19: characteristics of 1,181,549 Florida resident cases

Data through Dec 19, 2020 verified as of Dec 20, 2020 at 09:25 AM

Data in this report are provisional and subject to change.

The table below includes the cities and counties of residence for cases in Florida residents based on the patient's ZIP Code. Note that city is not always received as part of the initial notification and may be missing while the case is being investigated.

City and county	Cases
Boynton Beach, Broward	2
Cape Haze, Charlotte	2
Bristol, Calhoun	2
Jacksonville Naval Hospital, Duval	2
Jacksonville, Alachua	2
Melrose, Clay	2
Mesa, Unknown	2
Longview, Dade	2
Jacksonville, Nassau	2
Ormond Beach, Flagler	2
Panama City, Unknown	2
Newberry, Gilchrist	2
Okeechobee, Lake	2
Miramar, Dade	2
Alford, Washington	2
Apopka, Duval	2
Jupiter Island, Martin	2
Labelle, Collier	2
Lauderhill, Unknown	2
Jonesville, Alachua	2
Miami, Martin	2
Long Beach, Orange	2
Maitland, Palm Beach	2
North Port, Charlotte	2
Missing, Flagler	2
New Port Richey, Hillsborough	2
Miramar, Unknown	2
Ocean Reef Club, Monroe	2
University Of Central Fl, Broward	2
Venice, Dade	2
Winter Park, Volusia	2
Winter Park, Collier	2
Winter Park, Duval	2
Winter Park, Hillsborough	2
Windermere, Hillsborough	2
Sand Lake, Orange	2
Crescent Beach, Sarasota	2
Claysville, Hernando	2
Dade City, Unknown	2
Day, Lafayette	2
Crestview, Walton	2
Cross Key, Monroe	2
Green Cove Springs, Duval	2
Marysville, Dade	2
Oakland Park, Unknown	2
Sunrise, Unknown	2
Tampa, Broward	2
Seguin, Unknown	2
St Cloud, Orange	1
Sarasota, Unknown	1
San Marcos, Unknown	1
Pooler, Broward	1
Port Canaveral, Brevard	1
Saint Petersburg, Bay	1
Twentynine Palms, Broward	1
Surprise, Unknown	1
Syracuse, Unknown	1
Vernon, Walton	1
Unknown, Manatee	1

COVID-19: characteristics of 1,181,549 Florida resident cases

Data through Dec 19, 2020 verified as of Dec 20, 2020 at 09:25 AM

Data in this report are provisional and subject to change.

The table below includes the cities and counties of residence for cases in Florida residents based on the patient's ZIP Code. Note that city is not always received as part of the initial notification and may be missing while the case is being investigated.

City and county	Cases
Venezuela, Unknown	1
University Of Central Florida, Duval	1
Ocoee, Manatee	1
Okeechobi, Unknown	1
Orlando, Clay	1
Orem, Dade	1
Orlando, Gadsden	1
Orlando, Walton	1
Oviedo, Lake	1
Panomo City, Bay	1
Pensacola, Dade	1
Plantation Key, Monroe	1
Plantation, Leon	1
Ridgewood, Lee	1
Roseville, Broward	1
Winfield, Hillsborough	1
Winter Garden, Lee	1
Winter Garden, Unknown	1
Winter Park, Bay	1
Whippany, Volusia	1
Xifamk, Dade	1
Metter, Manatee	1
Miami Dade, Unknown	1
Miamksaohes, Dade	1
Missing, Lafayette	1
Monument, Broward	1
Mokena, Lee	1
Morrisville, Palm Beach	1
North Brunswick, St. Lucie	1
North Lauderdale, Unknown	1
North Porte, Unknown	1
Notrealville, Polk	1
Jupiter Inlet, Palm Beach	1
Land O Lakes, Unknown	1
Landolakes, Unknown	1
Lawton, Okaloosa	1
Lima, Volusia	1
Key West, Palm Beach	1
Kilgore, Dade	1
Lutz, Unknown	1
Macclenny, Dixie	1
Madison, Jefferson	1
Irmo, Unknown	1
Island Grove, Alachua	1
Jacksonville, Baker	1
Greensboro, Leon	1
Glen Cove, Unknown	1
Glen Saint Mary, Duval	1
Gainesville, Levy	1
Fleming Island, Duval	1
Crystal River, Marion	1
Deerfield Beach, Polk	1
Defuniak Springs, Okaloosa	1
Eatonville, Hillsborough	1
Clearwater, Leon	1
Crestview, Broward	1
Clarcona, Seminole	1
Cape San Blas, Gulf	1
Callahan, Duval	1

COVID-19: characteristics of 1,181,549 Florida resident cases

Data through Dec 19, 2020 verified as of Dec 20, 2020 at 09:25 AM

Data in this report are provisional and subject to change.

The table below includes the cities and counties of residence for cases in Florida residents based on the patient's ZIP Code. Note that city is not always received as part of the initial notification and may be missing while the case is being investigated.

City and county	Cases
Bradenton, Lee	1
Bogota, Unknown	1
Alafaya, Pinellas	1
Apopka, Leon	1
Atlanta, Walton	1
Attalla, Broward	1
Azalea Park, Lake	1
Azalea Park, Polk	1
Scottsdale, Brevard	1
St Peterburg, Orange	1
Stiamk, Dade	1
Sun City Center, Lee	1
Surfside Beach, Orange	1
Tavares, Unknown	1
Temple, Palm Beach	1
Pompano Beach, Dade	1
Pompano Beach, Osceola	1
Port Charlotte, Lee	1
Port Richey, Unknown	1
Port Saint Lucie, Marion	1
Port St Luice, Unknown	1
Port St. Lucie, St. Lucie	1
Rivera Beach, Unknown	1
Saint Petersburg, Duval	1
Roswell, Bay	1
Ruskin, Manatee	1
Winnetka, Dade	1
Weston, Unknown	1
Wildwood, Lee	1
Winter Park, Manatee	1
Winter Park, Palm Beach	1
Winter Park, Pinellas	1
Winter Springs, Orange	1
Youngstown, Washington	1
Zellwood, Brevard	1
Zellwood, Osceola	1
West Hollywood, Broward	1
West Palm Beach, Unknown	1
Unknown, Duval	1
Okeechobee, Highlands	1
Pine Hills, Polk	1
Painted Post, Pasco	1
Palatka, Marion	1
Pensacola Naval Hospital, Escambia	1
Missing, Desoto	1
Newaygo, Charlotte	1
Na, Dade	1
Naples, Leon	1
Mattoon, Lee	1
Milford, Bay	1
Littleton, St. Johns	1
Los Angeles, Orange	1
Marianna, Washington	1
Mary Esther, Hillsborough	1
Lake Worth, Unknown	1
Land, Unknown	1
Lecanto, Palm Beach	1
Lake In The Hills, Broward	1
Jupiter, Pinellas	1

COVID-19: characteristics of 1,181,549 Florida resident cases

Data through Dec 19, 2020 verified as of Dec 20, 2020 at 09:25 AM

Data in this report are provisional and subject to change.

The table below includes the cities and counties of residence for cases in Florida residents based on the patient's ZIP Code. Note that city is not always received as part of the initial notification and may be missing while the case is being investigated.

City and county	Cases
Kansas City, Palm Beach	1
Boys Ranch, Suwannee	1
Celebration, Orange	1
Coal City, Pasco	1
Delray Beach, Broward	1
Alys Beach, Walton	1
Apo, Collier	1
Addison, Pasco	1
Alafaya, Dade	1
Arabi, Orange	1
At Large, Broward	1
Austin, Dade	1
Azalea Park, Broward	1
Barnesville, Pinellas	1
Belle Isle, Seminole	1
Apopka, Alachua	1
Apopka, Citrus	1
Big Torch Key, Monroe	1
Black, Holmes	1
Boca Raton, Lee	1
Bonifay, Unknown	1
Fort Worth, Broward	1
Franklin, Orange	1
Gainesville, Santa Rosa	1
East Rockland Key, Monroe	1
Crescent City, Marion	1
Crestview, Unknown	1
Fort Lauderdale, Lee	1
Fort Pierce, Brevard	1
High Springs, Columbia	1
Gwynn Oak, Polk	1
Indianapolis, Lee	1
Jena, Taylor	1
Monroe, Hillsborough	1
OldsraV, Manatee	1
North Laud, Unknown	1
Ocala, Citrus	1
Pembroke Pines, Dade	1
Pensacola, Sumter	1
Perth Amboy, Hillsborough	1
Paducah, Manatee	1
Longwood, Broward	1
Lucedale, St. Lucie	1
Middletown, Osceola	1
Macclenny, Duval	1
Mayaguez, Dade	1
Interlachen, Duval	1
Hosford, Calhoun	1
Hialeahgardens, Dade	1
Bronson, Alachua	1
Brooker, Alachua	1
Bonita, Lee	1
Brandon, Pinellas	1
Baker, Santa Rosa	1
Alva, Escambia	1
Arcadia, Highlands	1
Armstrong, St. Johns	1
Atl, Brevard	1
Belmont, Santa Rosa	1

COVID-19: characteristics of 1,181,549 Florida resident cases

Data through Dec 19, 2020 verified as of Dec 20, 2020 at 09:25 AM

Data in this report are provisional and subject to change.

The table below includes the cities and counties of residence for cases in Florida residents based on the patient's ZIP Code. Note that city is not always received as part of the initial notification and may be missing while the case is being investigated.

City and county	Cases
Blountstown, Broward	1
Belle Isle, Duval	1
Cincinnati, Dade	1
Circle Pines, St. Lucie	1
Champions Gate, Osceola	1
Davie, Unknown	1
Dayton, Orange	1
Gibsonton, Unknown	1
Greenbrier, Bay	1
Edgewood, Broward	1
Floral, Okaloosa	1
Wtixrat, Dade	1
Windermere, Volusia	1
Westlake Village, Unknown	1
Watersound, Bay	1
Unk, Duval	1
Ventura, Orange	1
Trenton, Dixie	1
Unknown, Unknown	1
Toms River, Lee	1
Tourist, Dade	1
Sharpes, Brevard	1
Sorrento, Orange	1
Summerfield, Unknown	1
Sunrise, Dade	1
Tallahassee, Madison	1
Powell, Lee	1
Puerto Rico, Unknown	1
Randolph, Orange	1
Sanford, Orange	1
Saint Petersburg, Charlotte	1
Saint Lucie Village, St. Lucie	1
Woodbine, Nassau	1
Winter Garden, Duval	1
Winter Garden, Marion	1
Winter Park, Citrus	1
Winter Park, Hendry	1
Waipahu, Santa Rosa	1
Ward, Polk	1
Wellborn, Columbia	1
West Yarmouth, St. Lucie	1
Suitland, Volusia	1
Venetian Islands, Dade	1
Syracuse, Polk	1
Tallahassee, Dade	1
Tamarac, Dade	1
Tampa, Unknown	1
Tarpon Springs, Unknown	1
Tavares, Orange	1
Town Of Nocatee, St. Johns	1
University Of Central Fl, Pinellas	1
Unkn, Duval	1
Piasa, Putnam	1
Russellville, Bay	1
Saint Joseph, Volusia	1
San Antonio, Orange	1
Shirley, Flagler	1
Seminole, Leon	1
Other, Dade	1

COVID-19: characteristics of 1,181,549 Florida resident cases

Data through Dec 19, 2020 verified as of Dec 20, 2020 at 09:25 AM

Data in this report are provisional and subject to change.

The table below includes the cities and counties of residence for cases in Florida residents based on the patient's ZIP Code. Note that city is not always received as part of the initial notification and may be missing while the case is being investigated.

City and county	Cases
Pass-A-Grille Beach, Pinellas	1
Pembroke Lakes, Broward	1
Port Saint Lucie, Palm Beach	1
Prattville, Hillsborough	1
Prestonsburg, Bay	1
Quincy, Jackson	1
Rapid City, Broward	1
Red Bay, Holmes	1
Carmel, Orange	1
Caracas, Dade	1
Brandon, Unknown	1
Brooklyn, Dade	1
Brooklyn, Lee	1
Dallas, Hernando	1
Coconut Ck, Unknown	1
Chicago, Unknown	1
Apopka, Brevard	1
Apopka, Clay	1
Apopka, Polk	1
Asheville, Highlands	1
Astoria, Broward	1
Bartow, Hardee	1
Boca Raton, Broward	1
Belle Isle, Osceola	1
Bel Air, Collier	1
Alachua, Duval	1
Alpharetta, Broward	1
Fort Lauderdale, Leon	1
Fort White, Clay	1
Far Rockaway, Dade	1
Doral, Unknown	1
Downingtown, Hillsborough	1
Deer Park, Dade	1
Deerfield Beach, Unknown	1
Deland, Seminole	1
Greensburg, Palm Beach	1
Hiawassee, Osceola	1
Hernando, Marion	1
Hialeah, Collier	1
Garden City, Alachua	1
Gaylord, Orange	1
Gurabo, Osceola	1
Haines Creek, Lake	1
Hallandale, Unknown	1
Orlando, Putnam	1
Orlo Vista, Orange	1
Milford, Lee	1
North Palm Beach, Orange	1
Northport, Sarasota	1
Oakland, Lee	1
Ldhl, Broward	1
Monroe Township, Palm Beach	1
Moore Haven, Okeechobee	1
Morrisville, Unknown	1
Micanopy, Marion	1
Mckinney, Broward	1
Miamc, Dade	1
Las Vegas, Palm Beach	1
Lake Butler, Alachua	1

COVID-19: characteristics of 1,181,549 Florida resident cases

Data through Dec 19, 2020 verified as of Dec 20, 2020 at 09:25 AM

Data in this report are provisional and subject to change.

The table below includes the cities and counties of residence for cases in Florida residents based on the patient's ZIP Code. Note that city is not always received as part of the initial notification and may be missing while the case is being investigated.

City and county	Cases
Lakeland, Unknown	1
Knoxville, Bay	1
Kingsland, Nassau	1
Indian Rocks Beach, Duval	1
Key West, Duval	1
Hoclywsod, Dade	1
Homeless, Hillsborough	1
Homeless, Monroe	1
Homeless, Pinellas	1
Inwood, Broward	1
Irvine, Marion	1
Jefferson, Dade	1
Jonesboro, Leon	1
Jupiter, Dade	1
Jupiter, St. Lucie	1
Kenilworth, Leon	1
Ocoee, Lee	1
Ocoee, Volusia	1
Okeechobee, St. Lucie	1
Opalocka, Dade	1
Orlando, Hendry	1
Orlando, Levy	1
Palm Springs North, Dade	1
Palm Coast, Duval	1
Soldotna, Broward	1
Saint Cloud, Lee	1
Saint Johns, Orange	1
San Antonio, Sarasota	1
San Antonio, Unknown	1
Sanford, Volusia	1
Pineland, Lee	1
Perry, Leon	1
Provincetown, Collier	1
Wesley Chapel, Alachua	1
University Of Central Florida, Monroe	1
Weston, Dade	1
Wheaton, Lee	1
Tampa Palms, Hillsborough	1
Tangerine, Seminole	1
Tewksbury, Orange	1
Steinhatchee, Madison	1
South Burlington, Orange	1
Magnolia Square, Osceola	1
Maitland, Alachua	1
Lemoyne, Manatee	1
Melrose, Alachua	1
Miamf, Dade	1
Miami G, Dade	1
Miami, Collier	1
Marianna, Calhoun	1
Oakland, Lake	1
Oakland, Leon	1
Naples, Orange	1
New Richmond, Volusia	1
Lawrence Township, Palm Beach	1
Las Vegas, Orange	1
Lake Placid, Alachua	1
Kingsland, Duval	1
Kissimmee, Brevard	1

COVID-19: characteristics of 1,181,549 Florida resident cases

Data through Dec 19, 2020 verified as of Dec 20, 2020 at 09:25 AM

Data in this report are provisional and subject to change.

The table below includes the cities and counties of residence for cases in Florida residents based on the patient's ZIP Code. Note that city is not always received as part of the initial notification and may be missing while the case is being investigated.

City and county	Cases
Gotha, Leon	1
Gilmer, Dade	1
Holt, Santa Rosa	1
Haverford, Hillsborough	1
Estero, Collier	1
Fanning Springs, Levy	1
Cumberland, Palm Beach	1
Dade City, Hillsborough	1
Crestview, Holmes	1
Columbus, Brevard	1
Cookeville, Seminole	1
Dallas, Lee	1
De Leon Springs, Putnam	1
Deland, Lake	1
Deland, Polk	1
Doctors Inlet, Clay	1
Clear Brook, Lee	1
Clermont, Orange	1
Boca Raton, Unknown	1
Bohealia, Lee	1
Blowing Rock, Polk	1
Carol Stream, Orange	1
Charlotte, Pasco	1
Apopka, St. Lucie	1
Belle Isle, Polk	1
Apopka, Manatee	1
99, Unknown	1
Alanson, Bay	1
Aollywoss, Dade	1
Gotha, Palm Beach	1
Fort Myers, Unknown	1
Fort Pierce, Unknown	1
Edgewood, Osceola	1
Eatonville, Osceola	1
Homeless, Polk	1
Homosassa, Hernando	1
Harrison, Pinellas	1
Granada Hills, Broward	1
Hailandale, Unknown	1
Hialeah, Bay	1
Anaheim, Unknown	1
Alafaya, Palm Beach	1
Athens, Duval	1
Bogota, Orange	1
Bronx, Palm Beach	1
Blountstown, Jackson	1
Belle Isle, Dade	1
Cypress, Leon	1
Deland, St. Lucie	1
Deltona, Orange	1
Clermont, Osceola	1
Clewiston, Glades	1
Cartersville, Unknown	1
Lewisburg, Pasco	1
Jerusalem, St. Johns	1
La Grange, Dade	1
Lake City, Hamilton	1
Maitland, Dade	1
Marshall, Dade	1

COVID-19: characteristics of 1,181,549 Florida resident cases

Data through Dec 19, 2020 verified as of Dec 20, 2020 at 09:25 AM

Data in this report are provisional and subject to change.

The table below includes the cities and counties of residence for cases in Florida residents based on the patient's ZIP Code. Note that city is not always received as part of the initial notification and may be missing while the case is being investigated.

City and county	Cases
Louisville, Manatee	1
Los Angeles Ca, Unknown	1
Littleton, Dade	1
Navarre, Okaloosa	1
Newark, Broward	1
Newburgh, Bay	1
Okeechobee, Glades	1
Oooooo, Unknown	1
North Pole, Seminole	1
North Port, Lee	1
Miami, Hillsborough	1
Middlesburg, Duval	1
Mount Pleasant, Gadsden	1
Missing, Hardee	1
Missing, Jackson	1
Orlando, Washington	1
Orem, Broward	1
Peoria, Unknown	1
Pacifica, Dade	1
Palm Coast, Polk	1
Palm Coast, Volusia	1
Parker, Dade	1
Port Everglades, Broward	1
Saint Johns, Unknown	1
Rye, Duval	1
Rex, Duval	1
Seybold, Dade	1
Saint Petersburg, Hillsborough	1
Saint Petersburg, St. Lucie	1
Saxis, Lee	1
Sebring, Lee	1
Sun City Center, Hardee	1
Spring Hill , Hernando	1
Starke, Clay	1
Stone Mountain, Palm Beach	1
Washington, Unknown	1
Wekiva Springs, Seminole	1
Tulsa, Orange	1
University Of Central Fl, Clay	1
Tallahassee, Duval	1
Tampa, Palm Beach	1
Winter Garden, Pinellas	1
Winter Park, Calhoun	1
Winter Park, Indian River	1
Winter Park, Lee	1
Windermere, Pasco	1
West Villages, Sarasota	1
Wichita, Volusia	1
Windermere, Broward	1
Zolfo Springs, Polk	1
Woodland Hills, Brevard	1
Pine Hills, Broward	1
Port Saint Lucie, Indian River	1
Pompano Beach, Alachua	1
Orem, Sarasota	1
Palm City, Unknown	1
Oviedo, Leon	1
Porter Ranch, Dade	1
Raiford, Bradford	1

COVID-19: characteristics of 1,181,549 Florida resident cases

Data through Dec 19, 2020 verified as of Dec 20, 2020 at 09:25 AM

Data in this report are provisional and subject to change.

The table below includes the cities and counties of residence for cases in Florida residents based on the patient's ZIP Code. Note that city is not always received as part of the initial notification and may be missing while the case is being investigated.

City and county	Cases
Republic, Monroe	1
Riverview, Manatee	1
Steinhatchee, Alachua	1
Saint Teresa, Wakulla	1
San Diego, Unknown	1
Russellville, Hillsborough	1
Saint Augustine, Okaloosa	1
Tampa, Manatee	1
University Of Central Fl, Pasco	1
Vero Beach, Brevard	1
Village Of Palm Springs, Palm Beach	1
Webster, Pasco	1
Westerville, Hillsborough	1
Winderemere, Orange	1
Windermere, Dade	1
Winston Salem, Unknown	1
Wilbur By The Sea, Volusia	1
Willowbrook, Lee	1
University Of Central Florida, Hillsborough	1
Wellington, Unknown	1
Chipley, Holmes	1
Chipley, Jackson	1
Colorado Springs, Unknown	1
Conifer, Lee	1
Coco River, Collier	1
Bryn Mawr, Palm Beach	1
Camden Wyoming, Duval	1
Chattanooga, Dade	1
Alva, Collier	1
333, Unknown	1
Alafaya, Volusia	1
Allentown, Putnam	1
Amelia Village, Nassau	1
Apple Creek, Citrus	1
Azalea Park, Osceola	1
Fortlauderdale, Unknown	1
Ft Pierce, Unknown	1
Garland, Orange	1
Fort Denaud, Glades	1
Everett, Dade	1
Fl State Lot, Leon	1
El Paso, Unknown	1
Eatonville, Seminole	1
Destin, Unknown	1
Jeffersonville, Broward	1
Homeless, Dade	1
Hickory, Lee	1
Highland Park, Polk	1
Hallandate Ben, Unknown	1
Lake Mary, Lake	1
Lake Worth, Broward	1
Lauderdale Hill, Unknown	1
Live Oak, Columbia	1
Ocala, Unknown	1
Old Town, Gilchrist	1
Ocoee, Hillsborough	1
N/A, Duval	1
Naples, Alachua	1
Longwood, Orange	1

COVID-19: characteristics of 1,181,549 Florida resident cases

Data through Dec 19, 2020 verified as of Dec 20, 2020 at 09:25 AM

Data in this report are provisional and subject to change.

The table below includes the cities and counties of residence for cases in Florida residents based on the patient's ZIP Code. Note that city is not always received as part of the initial notification and may be missing while the case is being investigated.

City and county	Cases
Los Angeles, Broward	1
Miamii, Dade	1
Miamt, Dade	1
Mid Florida, Seminole	1
Middleburg, Duval	1
Lakewood, Unknown	1
Los Angeles, Polk	1
Maitland, Unknown	1
Melbourne, Orange	1
Miami Beach, Palm Beach	1
Miami Granders, Dade	1
Minneapolis, Broward	1
Missing, Charlotte	1
Myakka, Duval	1
Naples, Broward	1
Naugatuck, Lee	1
New Vernon, Sarasota	1
New York, Broward	1
Oakland, Broward	1
Oakland, Manatee	1
Opa Locka, Unknown	1
Ocoee, Polk	1
Pensacola, Santa Rosa	1
Plant City, Pinellas	1
Plantation, Unknown	1
Ponce, Orange	1
Port Charlotte Fl, Unknown	1
Fdsf, Unknown	1
Fwb, Unknown	1
Gastonia, Polk	1
Knoxville, Duval	1
Green, Clay	1
Gulf Shores, Escambia	1
Havanna, Gadsden	1
Hialeah Lakes, Dade	1
Hilliard, Dade	1
Hollywood, Leon	1
Holt, Unknown	1
Humble, Broward	1
Bryn Mawr, Collier	1
Apopka, Palm Beach	1
Aspen, Palm Beach	1
Atlanta, Broward	1
Azalea Park, Sarasota	1
Bartow, Unknown	1
Boca Rotan, Unknown	1
Clermont, Unknown	1
Duke Field Air Force Station, Okaloosa	1
Deltona , Volusia	1
Columbia, Orange	1
Coral Springs, Unknown	1
Cornelius, Leon	1
Crestview, Dade	1
Dade City, Polk	1
Dania, Unknown	1
Darien, Pasco	1
South Otsellic, Dade	1
Saint Petersburg, Dade	1
San Juan, Osceola	1

COVID-19: characteristics of 1,181,549 Florida resident cases

Data through Dec 19, 2020 verified as of Dec 20, 2020 at 09:25 AM

Data in this report are provisional and subject to change.

The table below includes the cities and counties of residence for cases in Florida residents based on the patient's ZIP Code. Note that city is not always received as part of the initial notification and may be missing while the case is being investigated.

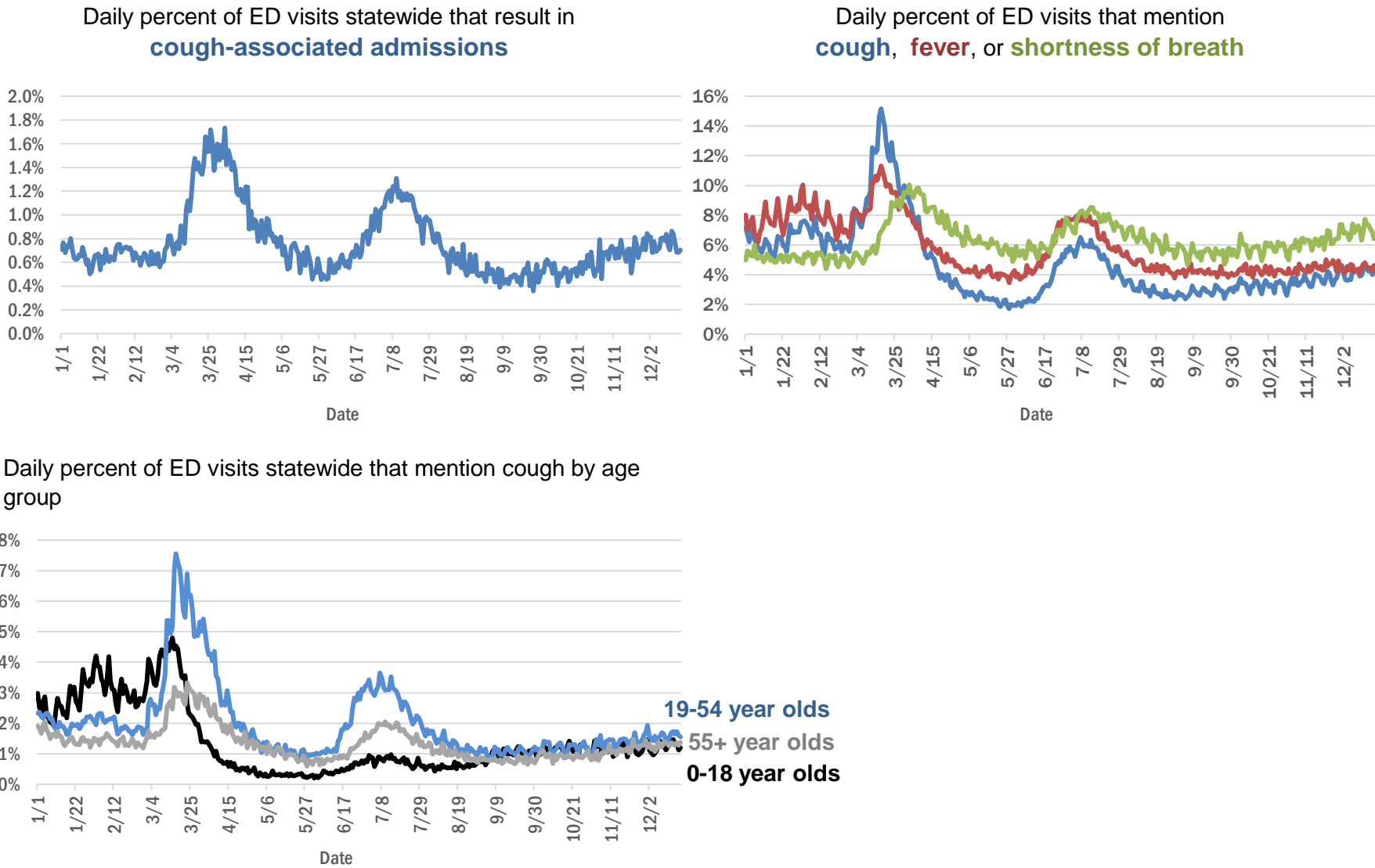
City and county	Cases
San Pedro Sula, Dade	1
Richmond Heights, Dade	1
Rochester, Lee	1
Rosemary Beach, Bay	1
University Of Central Fl, St. Johns	1
University Of Central Florida, Dade	1
Tinley Park, Lee	1
Sumatra, Liberty	1
Springhill, Unknown	1
Telluride, Lee	1
Winter Garden, Sumter	1
Wayne, Dade	1
West Simsbury, Collier	1
Wimauma, Manatee	1
Windermere, Lee	1
Unknown, Orange	1
Total	1,181,549

COVID-19: additional surveillance information

Data through Dec 19, 2020 verified as of Dec 20, 2020 at 09:25 AM

Data in this report are provisional and subject to change.

Statewide emergency department (ED) chief complaint and admission data



The Electronic Surveillance System for the Early Notification of Community-Based Epidemics (ESSENCE-FL) includes chief complaint data from 211 of 211 Florida EDs. Data are transmitted electronically to ESSENCE-FL daily or hourly.

COVID-19: testing by laboratory

Data through Dec 19, 2020 verified as of Dec 20, 2020 at 09:25 AM

Data in this report are provisional and subject to change.

The numbers in the table below represent the number of Florida and non-Florida residents for whom test results were received by the Department of Health. A person can be tested by more than one laboratory and can have both positive and negative results. **Therefore, the sum of the numbers in each column will be larger than the total number of people tested.**

Reporting lab	Inconclusive	Negative	Positive	Percent positive	Total
LABORATORY CORPORATION OF AMERICA	2,090	1,311,147	165,102	11%	1,478,339
QUEST DIAGNOSTICS	9,637	1,163,749	162,486	12%	1,335,872
CURATIVE LABS	8,736	884,406	110,955	11%	1,004,097
BIO REFERENCE LABORATORIES, INC	7,254	761,815	138,850	15%	907,919
GENETWORX	661	390,605	32,932	8%	424,198
REALTOX LABS LLC	3,915	352,570	56,346	14%	412,831
HELIX	3,639	303,833	44,706	13%	352,178
EAST FLORIDA STATE COLLEGE - BREVARD		212,890	26,987	11%	239,877
RCA LABORATORY SERVICES, LLC		206,739	15,636	7%	222,375
NOMI HEALTH LAB SERVICES		172,659	19,518	10%	192,177
IMPACT HEALTH BIOMETRIC TESTING, INC	892	161,127	16,658	9%	178,677
ELABNETWORK	1,058	132,664	11,018	8%	144,740
MAKO GENOMICS	5,959	116,687	19,451	14%	142,097
BPHL-JACKSONVILLE	18	121,565	19,508	14%	141,091
REAL DIAGNOSTICS	702	113,321	14,423	11%	128,446
NORTHWEST LABORATORY	246	120,959	6,469	5%	127,674
MAYO CLINIC LABORATORIES	287	112,715	12,426	10%	125,428
ADVENTHEALTH LAB	99	108,138	11,174	9%	119,411
ADVENT HEALTH LAB	112	101,260	13,957	12%	115,329
BAYCARE LABORATORIES LLC	472	104,308	8,897	8%	113,677
MEDICAL DIAGNOSTIC LABORATORIES	968	97,829	14,017	12%	112,814
CDR MAGUIRE - HEALTH CARE CENTER		95,497	13,201	12%	108,698
BPHL-MIAMI	225	92,425	14,962	14%	107,612
BIOCOLLECTIONS WORLDWIDE, INC	627	93,949	11,949	11%	106,525
MEMORIAL REGIONAL HOSPITAL SOUTH	22	88,837	17,544	16%	106,403
ASCENSION SACRED HEART HOSPITAL - PENSACOLA	2	90,553	12,193	12%	102,748
ORLANDO HEALTH SYSTEM	601	88,687	8,572	9%	97,860
KORVALABS, INC	1,281	90,779	4,650	5%	96,710
FULGENT DIAGNOSTICS LABORATORY	1,427	79,414	7,307	8%	88,148
SUNPATH MEDICAL DIAGNOSTICS LABORATORY	711	68,846	10,024	13%	79,581
BPHL-TAMPA (SPECTRUM BLVD)	45	67,391	11,581	15%	79,017
TAMPA GENERAL HOSPITAL	4	72,711	6,016	8%	78,731
UF HEALTH MEDICAL LAB	33	71,271	6,020	8%	77,324
DIATHERIX LABORATORIES		65,373	9,267	12%	74,640
TESTING MATTERS INC	79	63,131	8,354	12%	71,564
AKESOGEN		57,677	9,514	14%	67,191
BAPTIST HEALTH SOUTH FLORIDA	240	53,956	8,345	13%	62,541
ASCENSION ST VINCENT'S - RIVERSIDE	1	52,370	6,254	11%	58,625
JACKSON MEMORIAL HOSPITAL CLINICAL LAB	79	47,464	8,881	16%	56,424
ARUP LABORATORIES	16	49,959	2,904	5%	52,879
LAKELAND REGIONAL MEDICAL CENTER	119	47,270	5,301	10%	52,690
PWNHEALTH	78	48,408	3,788	7%	52,274
UF HEALTH SHANDS HOSPITAL	312	48,487	3,010	6%	51,809
AMERICAN HEALTH ASSOCIATES	9	46,992	3,498	7%	50,499
NOMI_HEALTH		42,870	5,493	11%	48,363
AIT LABORATORIES		41,926	4,812	10%	46,738
VIRACOR EUROFINS		34,875	9,703	22%	44,578

COVID-19: testing by laboratory

Data through Dec 19, 2020 verified as of Dec 20, 2020 at 09:25 AM

Data in this report are provisional and subject to change.

The numbers in the table below represent the number of Florida and non-Florida residents for whom test results were received by the Department of Health. A person can be tested by more than one laboratory and can have both positive and negative results. **Therefore, the sum of the numbers in each column will be larger than the total number of people tested.**

Reporting lab	Inconclusive	Negative	Positive	Percent positive	Total
SOUTH MIAMI HOSPITAL LAB	188	38,849	5,097	12%	44,134
APPLIED INGENUITY DIAGNOSTICS LLC		36,650	1,647	4%	38,297
BAPTIST HEALTH - JACKSONVILLE	4	35,420	2,431	6%	37,855
TALLAHASSEE MEMORIAL HOSPITAL	159	33,793	3,806	10%	37,758
ORANGE COUNTY CONVENTION CENTER		33,330	3,655	10%	36,985
MIAMI DADE COUNTY☐		32,093	3,527	10%	35,620
WALGREENS	30	28,066	5,115	15%	33,211
INGENIOUS PERSONALIZED MEDICINE	135	27,048	5,180	16%	32,363
LEE HEALTH - CAPE CORAL HOSPITAL	3	27,743	4,458	14%	32,204
BROWARD GENERAL MEDICAL CENTER-CLINICAL LAB	2	28,604	2,899	9%	31,505
SARASOTA MEMORIAL HOSPITAL MAIN LAB	12	28,855	2,238	7%	31,105
MILLENNIUM PHYSICIAN GROUP	17	25,759	4,400	15%	30,176
UNIVERSITY OF MIAMI HOSPITAL	32	26,928	2,844	10%	29,804
NICKLAUS CHILDREN'S HOSPITAL	55	25,182	3,588	12%	28,825
FLORIDA HOSPITAL - TAMPA	37	26,467	2,148	7%	28,652
UF HEALTH JACKSONVILLE	42	25,889	2,438	9%	28,369
ECCO LAB GROUP CO	399	23,264	3,877	14%	27,540
GENESIS REFERENCE LABORATORIES		21,571	2,038	9%	23,609
NORTH FLORIDA REGIONAL MEDICAL CENTER		20,944	2,184	9%	23,128
ST JOSEPHS HOSPITAL LABORATORY	19	20,367	2,627	11%	23,013
MOUNT SINAI MEDICAL CENTER	7	20,918	2,036	9%	22,961
BRANDON REGIONAL HOSPITAL		19,795	2,365	11%	22,160
JUPITER MEDICAL CENTER LAB	56	19,826	1,757	8%	21,639
PALMETTO GENERAL HOSPITAL LAB	3	17,639	3,672	17%	21,314
STATLAB_MOBILE	1	19,242	1,983	9%	21,226
ACCESS DX LABORATORY	198	19,032	1,911	9%	21,141
JFK MEDICAL CENTER LAB	1	18,295	2,284	11%	20,580
ADVENT HEALTH - DAYTONA BEACH	32	18,887	1,444	7%	20,363
NAPLES COMMUNITY HOSPITAL	61	17,704	1,801	9%	19,566
ADVENTIST HEALTH SYSTEMS SUNBELT INC DBA		18,261	1,028	5%	19,289
LAB DIAGNOSTICS LLC	378	13,364	5,178	27%	18,920
INTEGRATED REGIONAL LABORATORIES LLP		15,959	2,370	13%	18,329
PANCARE OF FLORIDA INC		16,202	1,666	9%	17,868
HEALTH CENTER AT SINAI RESIDENCES		16,942	506	3%	17,448
PATIENTS FIRST LAKE ELLA MEDICAL CENTER PA		14,645	2,609	15%	17,254
AVENTUS BIO LABS	16	15,167	2,032	12%	17,215
BIOCERNA LABS	461	14,582	2,112	12%	17,155
DRS CLACK SPENCER WHITE & MCCORMACK PA D/B/A		15,514	1,530	9%	17,044
MORTON PLANT HOSPITAL-ADLER INSTITUTE	11	15,179	1,499	9%	16,689
SAINT MARY'S MEDICAL CENTER	22	14,773	1,718	10%	16,513
STS LAB 2 LLC	6	15,478	555	3%	16,039
HEALTHLINK DIAGNOSTIC LABORATORIES	131	14,506	1,224	8%	15,861
EXACT SCIENCES LABORATORIES		14,455	1,300	8%	15,755
HOLY CROSS HOSPITAL CLINICAL LAB	1	14,346	946	6%	15,293

COVID-19: testing by laboratory

Data through Dec 19, 2020 verified as of Dec 20, 2020 at 09:25 AM

Data in this report are provisional and subject to change.

The numbers in the table below represent the number of Florida and non-Florida residents for whom test results were received by the Department of Health. A person can be tested by more than one laboratory and can have both positive and negative results. **Therefore, the sum of the numbers in each column will be larger than the total number of people tested.**

Reporting lab	Inconclusive	Negative	Positive	Percent positive	Total
DWIC OF TAMPA BAY INC		13,898	649	4%	14,547
INDIAN RIVER MEDICAL CENTER LAB		13,669	849	6%	14,518
WATSON CLINIC LLP		11,830	2,171	16%	14,001
CLEVELAND CLINIC HOSPITAL LAB	4	12,318	1,573	11%	13,895
LEESBURG REGIONAL MEDICAL CENTER		12,379	1,322	10%	13,701
OSCEOLA REGIONAL MEDICAL CENTER	1	11,859	1,648	12%	13,508
WELLINGTON REGIONAL MED CTR LAB	5	11,898	1,451	11%	13,354
INFINITY BIOLOGIX LLC	44	12,764	474	4%	13,282
HOMESTEAD HOSPITAL CLINICAL LABORATORY	25	10,888	2,217	17%	13,130
MEMORIAL HOSPITAL JACKSONVILLE	8	10,787	1,973	15%	12,768
FLORIDA HOSPITAL WATERMAN LABORATORY	70	10,997	857	7%	11,924
MEMORIAL REGIONAL HOSPITAL CLINICAL LABORATORY	10	11,154	749	6%	11,913
NORTHWEST MEDICAL CENTER	1	10,321	1,411	12%	11,733
ST MARKS HOSPITAL LABORATORY B	78	10,627	1,002	9%	11,707
WEST KENDALL BAPTIST HOSPITAL	10	9,526	2,164	18%	11,700
MALABAR MEDICAL WALK IN CLINIC		10,207	1,490	13%	11,697
AEGIS SCIENCES CORPORATION	47	10,408	1,229	11%	11,684
LEE HEALTH - LEE MEMORIAL HOSPITAL		8,781	2,895	25%	11,676
ORANGE PARK MEDICAL CENTER	9	9,829	1,799	15%	11,637
DELRAY MEDICAL CENTER LAB	3	10,495	1,085	9%	11,583
PRIVA PATH LABS	50	10,870	580	5%	11,500
BETHESDA HOSPITAL EAST		10,426	950	8%	11,376
PWN HEALTH	17	9,300	2,020	18%	11,337
OAK HILL HOSPITAL		10,004	1,087	10%	11,091
LAWNWOOD REGIONAL MEDICAL CENTER	1	9,709	1,375	12%	11,085
BAPTIST HEALTH - SOUTH		10,138	761	7%	10,899
ST ANTHONY'S HOSPITAL LAB	16	9,627	1,087	10%	10,730
UHEALTH CORAL GABLES/LENNAR MED CTR	3	10,089	575	5%	10,667
CLEVELAND CLINIC TRADITION HOSPITAL		9,978	630	6%	10,608
WINTER HAVEN HOSPITAL CLINICAL LABORATORY	3	9,137	1,466	14%	10,606
BAYFRONT HEALTH - ST PETERSBURG	16	9,153	1,388	13%	10,557
LARGO MEDICAL CENTER		9,427	1,030	10%	10,457
LARKIN COMMUNITY HOSPITAL INC DBA CARDIOTROPIC		6,820	3,621	35%	10,441
VISTA CLINICAL DIAGNOSTICS	175	9,480	742	7%	10,397
GOOD SAMARITAN MEDICAL CENTER LAB	1	8,851	1,278	13%	10,130
LARKIN COMMUNITY HOSPITAL	10	8,595	1,324	13%	9,929
WESTSIDE REGIONAL MED CTR	2	8,495	1,369	14%	9,866
SRQ DRIVE THROUGH☐		8,944	905	9%	9,849
BINAXNOW	9	7,663	2,116	22%	9,788
COAST DIAGNOSTICS LLC	29	8,942	771	8%	9,742
MERCY HOSPITAL A CAMPUS OF PLANTATION GEN HOSP LAB	1	8,091	1,546	16%	9,638
PALM BEACH BALL PARK		8,605	996	10%	9,601
GULF COAST MEDICAL CENTER MICROLAB		7,442	2,042	22%	9,484
ST JOSEPHS HOSPITAL	9	8,379	1,095	12%	9,483
PALMS WEST HOSPITAL LAB	2	8,131	1,304	14%	9,437

COVID-19: testing by laboratory

Data through Dec 19, 2020 verified as of Dec 20, 2020 at 09:25 AM

Data in this report are provisional and subject to change.

The numbers in the table below represent the number of Florida and non-Florida residents for whom test results were received by the Department of Health. A person can be tested by more than one laboratory and can have both positive and negative results. **Therefore, the sum of the numbers in each column will be larger than the total number of people tested.**

Reporting lab	Inconclusive	Negative	Positive	Percent positive	Total
MEASE COUNTRYSIDE LAB	4	8,554	857	9%	9,415
BAPTIST HEALTHCARE - BAPTIST HOSPITAL	5	7,723	1,658	18%	9,386
MEDICAL CENTER OF TRINITY CLINICAL LABORATORY	1	8,464	891	10%	9,356
AVECINA	17	8,727	606	6%	9,350
WEST FLORIDA HOSPITAL LAB		7,548	1,718	19%	9,266
REGIONAL MEDCIAL CENTER BAYONET POINT	2	8,555	597	7%	9,154
ACCESS MEDICAL LABORATORIES	3	5,017	4,128	45%	9,148
THE VILLAGES REGIONAL HOSPITAL		8,380	671	7%	9,051
CORAL GABLES HOSPITAL CLINICAL LABORATORY		7,577	1,408	16%	8,985
HALIFAX MEDICAL CENTER LAB	34	7,679	1,240	14%	8,953
WEST BOCA MEDICAL CENTER LAB		8,231	679	8%	8,910
MANATEE MEMORIAL HOSPITAL		8,136	689	8%	8,825
BOSTON HEART DIAGNOSTICS CORP		7,601	1,158	13%	8,759
CAPITAL REGIONAL MEDICAL CTR		7,180	1,569	18%	8,749
AVENTURA HOSPITAL LAB		7,087	1,601	18%	8,688
INDIAN RIVER PATHOLOGY LLC		7,984	657	8%	8,641
FLORIDA HOSPITAL HEARTLAND MED CTR CLINICAL LAB	33	7,449	1,027	12%	8,509
BLAKE MEDICAL CENTER		7,471	1,033	12%	8,504
LEE HEALTH - HEALTH PARK MEDICAL CENTER		7,115	1,383	16%	8,498
PALM BEACH GARDENS MEDICAL CTR LAB		7,721	725	9%	8,446
LAKE CITY HM		7,787	541	6%	8,328
ADVENT HEALTH - WESLEY CHAPEL	14	7,619	685	8%	8,318
AVECINA MEDICAL OAKLEAF	3	6,977	1,330	16%	8,310
DOCTORS HOSPITAL	4	6,692	1,231	16%	7,927
NONA SCIENTIFIC	5	6,073	1,758	22%	7,836
GENESIS MEDICAL LABORATORY	100	6,644	1,002	13%	7,746
GENOVA DIAGNOSTICS LABORATORY	27	7,171	536	7%	7,734
AVECINA MEDICAL	4	6,100	1,594	21%	7,698
NCH NORTH NAPLES HOSPITAL LAB	15	6,733	828	11%	7,576
LAKE CITY MEDICAL CENTER		6,121	1,444	19%	7,565
INFORM DIAGNOSTICS, INC		7,138	390	5%	7,528
PATHNOSTICS	20	5,786	1,714	23%	7,520
NIGHT LITE PEDIATRICS	4	5,768	1,745	23%	7,517
FLORIDA HOSPITAL FLAGLER	29	6,858	482	7%	7,369
FLORIDA LABORATORY ANALYSIS		6,609	705	10%	7,314
PLANTATION GENERAL HOSPITAL		6,176	1,122	15%	7,298
FLORIDA MEDICAL CENTER - A CAMPUS OF NORTH SHORE	2	6,413	862	12%	7,277
P4 CLINICAL, LLC	82	6,592	560	8%	7,234
CORAL SPRINGS MED CTR		6,478	646	9%	7,124
NORTHSIDE HOSPITAL AND HEART INSTITUTE		6,440	671	9%	7,111
NEMOURS CHILDRENS HOSPITAL		6,746	253	4%	6,999
FLORIDA HOSPITAL DELAND	10	6,051	854	12%	6,915
NORTH SHORE MEDICAL CENTER		5,763	1,150	17%	6,913
NIGHT LITE PEDIATRIC CENTER LLC		6,265	558	8%	6,823
CENTRAL FLORIDA REGIONAL HOSPITAL		6,117	606	9%	6,723
LUMINUS DIAGNOSTICS		6,187	533	8%	6,720
FLORIDA HOSPITAL ZEPHYRHILLS	10	6,131	578	9%	6,719

COVID-19: testing by laboratory

Data through Dec 19, 2020 verified as of Dec 20, 2020 at 09:25 AM

Data in this report are provisional and subject to change.

The numbers in the table below represent the number of Florida and non-Florida residents for whom test results were received by the Department of Health. A person can be tested by more than one laboratory and can have both positive and negative results. **Therefore, the sum of the numbers in each column will be larger than the total number of people tested.**

Reporting lab	Inconclusive	Negative	Positive	Percent positive	Total
BROWARD HEALTH NORTH CLINICAL LABORATORY		5,976	743	11%	6,719
ALL CHILDREN'S HOSPITAL		6,328	390	6%	6,718
BAPTIST HEALTH SOUTH FLORIDA - WEST KENDALL URGENT CARE		5,732	976	15%	6,708
FLORIDA HOSPITAL OF CARROLLWOOD	22	5,643	746	12%	6,411
ADVENTHEALTH CENTRA CARE LAKE BUENA VISTA		6,026	324	5%	6,350
VISTA CLINICAL	8	3,667	2,668	42%	6,343
OCALA REGIONAL MEDICAL CENTER		5,592	684	11%	6,276
WEST PALM HOSPITAL LAB		5,755	489	8%	6,244
MEMORIAL HOSPITAL WEST LABORATORY SERVICES	14	5,644	580	9%	6,238
CLEVELAND CLINIC MARTIN SOUTH HOSPITAL	1	5,705	524	8%	6,230
UNITED CLINICAL LABORATORY LLC	2	5,051	1,109	18%	6,162
LEE HEALTH - GULF COAST MEDICAL CENTER	2	5,006	1,107	18%	6,115
THE HEALTHCARE DISTRICT OF PALM BEACH COUNTY	16	5,452	576	10%	6,044
BAPTIST HEALTH - BEACHES		5,613	421	7%	6,034
MEDEXPRESS URGENT CARE	2	3,970	2,000	33%	5,972
FULGENT DIAGNOSTICS	98	5,455	340	6%	5,893
LEON MEDICAL CENTERS LLC		4,573	1,291	22%	5,864
AMERICAN FAMILY CARE		3,408	2,431	42%	5,839
SOUTH BAY HOSPITAL CLINICAL LAB		5,252	494	9%	5,746
KD MEDICAL CHOICE LLC		5,059	578	10%	5,637
MORTON PLANT-MEASE	1	5,184	418	7%	5,603
ANNE BATES LEACH EYE HOSPITAL/ ABLEH MICROBIOLOGY LABORATORY		5,486	80	1%	5,566
LABSTAT LLC	2	5,240	296	5%	5,538
CARDIOPATH	1	5,015	501	9%	5,517
MEMORIAL HOSPITAL MICRO		5,144	364	7%	5,508
LAKEWOOD RANCH MEDICAL CENTER		5,056	402	7%	5,458
POINCIANA MEDICAL CENTER		4,292	1,164	21%	5,456
VIKOR SCIENTIFIC	5	4,414	955	18%	5,374
WEST MARION COMMUINITY HOSPITAL LAB		4,643	679	13%	5,322
BAPTIST HEALTH SOUTH FLORIDA - COUNTRY WALK URGENT CARE		4,504	801	15%	5,305
ARCPPOINT LABS OF FORT MYERS	4	4,604	665	13%	5,273
FLORIDA HOSPITAL FISH MEMORIAL	19	4,614	638	12%	5,271
MEDARBOR DIAGNOSTICS	1	4,294	957	18%	5,252
MARTIN HOSPITAL SOUTH LAB		4,966	281	5%	5,247
ST JOSEPHS NORTH HOSPITAL LAB	3	4,615	603	12%	5,221
AHALABS		4,935	166	3%	5,101
CLEVELAND CLINIC MARTIN NORTH HOSPITAL		4,582	477	9%	5,059
UNKNOWN	3	2,828	2,109	43%	4,940
MINUTECLINIC LLC		4,304	636	13%	4,940
ST LUCIE MEDICAL CENTER		4,043	893	18%	4,936
AVERO DIAGNOSTICS - IRVING	4	4,598	323	7%	4,925
IMPERIAL POINT MEDICAL CENTER		4,518	381	8%	4,899
SUNRISE MEDICAL LABORATORIES	2	4,590	307	6%	4,899
BAPTIST HEALTH - NASSAU		4,585	209	4%	4,794
TROPICANA FIELD - LOT 2	17	4,297	410	9%	4,724
EXPRESS GENE MOLECULAR DIAGNOSTICS LABORATORY		3,706	1,013	21%	4,719
BAPTIST HEALTH SOUTH FLORIDA - MIAMI LAKES URGENT CARE		3,773	936	20%	4,709

COVID-19: testing by laboratory

Data through Dec 19, 2020 verified as of Dec 20, 2020 at 09:25 AM

Data in this report are provisional and subject to change.

The numbers in the table below represent the number of Florida and non-Florida residents for whom test results were received by the Department of Health. A person can be tested by more than one laboratory and can have both positive and negative results. **Therefore, the sum of the numbers in each column will be larger than the total number of people tested.**

Reporting lab	Inconclusive	Negative	Positive	Percent positive	Total
OVIEDO MEDICAL CENTER		4,212	474	10%	4,686
HIALEAH HOSPITAL	4	3,650	931	20%	4,585
FORT WALTON BEACH MEDICAL CENTER		3,799	597	14%	4,396
CernerELR_Advent		3,998	393	9%	4,391
MOFFITT CANCER CENTER	6	4,279	88	2%	4,373
SOUTH FLORIDA BAPTIST HOSPITAL MICRO	2	3,747	599	14%	4,348
ST PETERSBURG GENERAL HOSPITAL		3,584	668	16%	4,252
H LEE MOFFITT CANCER CENTER LABORATORY		4,152	84	2%	4,236
MEDFAST URGENT CARE CENTERS, LLC	3	3,667	563	13%	4,233
SANTA ROSA MEDICAL CENTER		3,546	672	16%	4,218
HEALTHQUEST ESOTERICS		3,062	1,128	27%	4,190
FLORIDA HOSPITAL NORTH PINELLAS	11	3,873	297	7%	4,181
BAPTIST HEALTH SOUTH FLORIDA - DORAL URGENT CARE		3,406	770	18%	4,176
SYNERGY LABORATORIES	7	3,745	396	10%	4,148
ISPM LABS, LLC DBA CAPSTONE DIAGNOSTICS, LLC		4,000	110	3%	4,110
BAPTIST HEALTH SOUTH FLORIDA - WESTCHESTER URGENT CARE		3,402	684	17%	4,086
BAYFRONT HEALTH - VENICE REGIONAL MEDICAL	1	3,733	303	8%	4,037
BAYCARE COMMUNITY HEALTH		3,916	78	2%	3,994
NIGHT LITE PEDIATRICS URGENT CARE	1	3,408	542	14%	3,951
CARDIOTROPIC LABS	83	3,141	724	18%	3,948
PHYSICIANS REGIONAL MEDICAL CENTER - PINE RIDGE RD	1	3,262	677	17%	3,940
FLORIDA HOSPITAL OCALA		3,609	304	8%	3,913
BAPTIST HEALTH SOUTH FLORIDA - PEMBROKE PINES URGENT CARE		3,340	570	15%	3,910
EGLIN AIR FORCE BASE	10	2,827	1,021	26%	3,858
SOLARIS DIAGNOSTICS	4	3,446	396	10%	3,846
BAPTIST HEALTH SOUTH FLORIDA - CORAL SPRINGS URGENT CARE		3,353	464	12%	3,817
UNIVERSITY HOSPITAL AND MEDICAL CENTER		2,947	855	22%	3,802
HOLIDAY CVS LLC		3,571	183	5%	3,754
PUTNAM COMMUNITY MEDICAL CENTER		3,251	416	11%	3,667
CLARITY LAB SOLUTIONS LLC		3,608	4	0%	3,612
BAYFRONT HEALTH - PORT CHARLOTTE		3,283	298	8%	3,581
BAPTIST HEALTH - NORTH		2,818	756	21%	3,574
GENE BY GENE, GENOMICS RESEARCH CENTER LAB	38	3,372	103	3%	3,513
MEASE DUNEDIN HOSPITAL	4	3,202	283	8%	3,489
ADVENTHEALTH CENTRA CARE DR PHILLIPS		3,295	172	5%	3,467
ADVENTHEALTH CENTRA CARE WINTER GARDEN		3,218	225	7%	3,443
QDX PATHOLOGY SERVICES	1	3,139	283	8%	3,423
SYNERGY DIAGNOSTIC LABORATORY	83	2,994	334	10%	3,411
WESTCHESTER HOSPITAL	23	2,768	580	17%	3,371
PALMS OF PASADENA HOSPITAL		3,028	332	10%	3,360
ACUTIS DIAGNOSTICS	15	2,804	487	15%	3,306
ANGEL KIDS PEDIATRICS		3,152	132	4%	3,284
DOCTORS HOSPITAL OF SARASOTA CLINICAL LABORATORY		2,909	367	11%	3,276
ADVENTHEALTH CENTRA CARE WINTER PARK		3,110	152	5%	3,262
RAULERSON HOSPITAL		2,757	504	15%	3,261
MIDWAY SPECIALTY CARE CENTER DIAGNOSTICS	37	2,972	217	7%	3,226
NORTHWEST FLORIDA COMMUNITY HOSPITAL	21	2,245	928	29%	3,194

COVID-19: testing by laboratory

Data through Dec 19, 2020 verified as of Dec 20, 2020 at 09:25 AM

Data in this report are provisional and subject to change.

The numbers in the table below represent the number of Florida and non-Florida residents for whom test results were received by the Department of Health. A person can be tested by more than one laboratory and can have both positive and negative results. **Therefore, the sum of the numbers in each column will be larger than the total number of people tested.**

Reporting lab	Inconclusive	Negative	Positive	Percent positive	Total
MEDICAL DNA LABS LLC	2	2,938	203	6%	3,143
ADVENTHEALTH CENTRA CARE UNIVERSITY		2,980	155	5%	3,135
ADVENTHEALTH CENTRA CARE HUNTERS CREEK		2,825	284	9%	3,109
MEMORIAL HOSPITAL- MIRAMAR	12	2,832	225	7%	3,069
ADVENTHEALTH CENTRA CARE ST CLOUD		2,816	250	8%	3,066
BAPTIST HEALTH SOUTH FLORIDA - CORAL GABLES (UNIVERSITY) URGENT CARE		2,654	364	12%	3,018
PRECISION HEALTH RESOURCES LLC		2,779	188	6%	2,967
TWIN CITIES HOSPITAL	1	2,633	327	11%	2,961
BETHESDA HOSPITAL WEST		2,689	253	9%	2,942
STONE CLINICAL LABORATORIES		2,789	96	3%	2,885
CLINICAL REFERENCE LABORATORY	2	2,785	97	3%	2,884
THE CENTER FOR URGENT CARE	3	2,357	521	18%	2,881
SARKIS CLINICAL TRIALS		2,524	323	11%	2,847
BAPTIST HEALTH SOUTH FLORIDA - TAMiami TRAIL URGENT CARE		2,292	548	19%	2,840
MEDEXPRESS URGENT CARE OF BOYNTON BEACH LLC		2,756	71	3%	2,827
ADVENTHEALTH CENTRA CARE LEE ROAD		2,667	157	6%	2,824
ADVENTHEALTH CENTRA CARE CLERMONT		2,621	175	6%	2,796
BAPTIST HEALTH SOUTH FLORIDA - PINECREST URGENT CARE		2,431	348	13%	2,779
ADVENTHEALTH CENTRA CARE KISSIMMEE		2,620	156	6%	2,776
BAPTIST HEALTH SOUTH FLORIDA - CORAL GABLES URGENT CARE		2,359	414	15%	2,773
SUNCOAST PATHOLOGY ASSOCIATES		2,557	206	7%	2,763
WALGREENS ORLANDO	3	2,428	323	12%	2,754
VETERANS AFFAIRS MEDICAL CENTER - ORLANDO		1,342	1,394	51%	2,736
WALGREEN CO	2	2,419	313	11%	2,734
MEDCOMP SCIENCES LLC	29	1,319	1,364	50%	2,712
ADVENTHEALTH CENTRA CARE SANFORD		2,515	173	6%	2,688
BAYFRONT HEALTH - SEVEN RIVERS		2,480	206	8%	2,686
ADVENTHEALTH CENTRA CARE LAKE MARY		2,546	138	5%	2,684
CENTRA CARE – WATERFORD LAKES		2,097	573	21%	2,670
MINUTECLINIC LLC #3703		2,305	360	14%	2,665
URGENT CARE CURE	2	2,326	337	13%	2,665
ADVENTHEALTH CENTRA CARE WATERFORD LAKES		2,454	210	8%	2,664
DOCTORS URGENT CARE LLC	1	2,184	471	18%	2,656
BAPTIST HEALTH SOUTH FLORIDA - WESTON URGENT CARE		2,378	265	10%	2,643
BAPTIST HEALTH SOUTH FLORIDA - DAVIE URGENT CARE		2,230	401	15%	2,631
ADVENTIST HEALTH SYSTEMS, SUNBELT INC		2,443	137	5%	2,580
BAPTIST HEALTH SOUTH FLORIDA - PALMETTO BAY URGENT CARE		2,195	380	15%	2,575
MINUTECLINIC		2,287	287	11%	2,574
ADVENTHEALTH CENTRA CARE APOPKA		2,350	212	8%	2,562
BAYFRONT HEALTH - BROOKSVILLE		2,229	314	12%	2,543
ASCENSION SACRED HEART - EMERALD COAST		2,151	390	15%	2,541
ADVENT HEALTH - OCALA		2,124	406	16%	2,530
CITRUS MEMORIAL HOSPITAL LABORATORY		2,208	303	12%	2,511
BAPTIST HEALTH SOUTH FLORIDA - KENDALE LAKES URGENT CARE		1,991	493	20%	2,484
MEDEXPRESS URGENT CARE - ESTERO		2,294	184	7%	2,478
LAKESIDE MEDICAL CENTER		1,962	499	20%	2,461
ADVENTHEALTH CENTRA CARE MOUNT DORA		2,275	181	7%	2,456

COVID-19: testing by laboratory

Data through Dec 19, 2020 verified as of Dec 20, 2020 at 09:25 AM

Data in this report are provisional and subject to change.

The numbers in the table below represent the number of Florida and non-Florida residents for whom test results were received by the Department of Health. A person can be tested by more than one laboratory and can have both positive and negative results. **Therefore, the sum of the numbers in each column will be larger than the total number of people tested.**

Reporting lab	Inconclusive	Negative	Positive	Percent positive	Total
MEDEXPRESS URGENT CARE HUDSON		2,176	260	11%	2,436
AHCC WESLEY CHAPEL		2,280	156	6%	2,436
ENGLEWOOD COMMUNITY HOSPITAL		2,215	195	8%	2,410
BARTOW REGIONAL MEDICAL CENTER	1	2,101	301	13%	2,403
SELECT LABORATORIES - MARION COUNTY, FL LLC	3	2,225	167	7%	2,395
MEMORIAL HOSPITAL PEMBROKE	3	2,104	273	11%	2,380
PEDIATRIC HEALTH CARE ALLIANCE PA		2,191	178	8%	2,369
AMELIA URGENT CARE		1,465	871	37%	2,336
EMPIRE CITY LABORATORIES INC	19	1,989	316	14%	2,324
ADVENTHEALTH CENTRA CARE LAKELAND		2,167	153	7%	2,320
LEE HEALTH - COCONUT POINT CLINICAL LAB	2	1,872	433	19%	2,307
ADVENTHEALTH CENTRA CARE ALTAMONTE		2,155	135	6%	2,290
NATIONWIDE LABORATORY SERVICES INC	116	1,880	279	12%	2,275
TRINITY SPRINGS		2,068	201	9%	2,269
HOLIDAY CVS LLC DBA CVS PHARMACY #5154		2,204	43	2%	2,247
COMMUNITY HEALTH NORTHWEST FLORIDA	4	1,709	531	24%	2,244
ATLANTIS URGENT CARE	1	1,245	975	44%	2,221
BMCT Molecular Diagnostics Subsection		1,844	375	17%	2,219
SPORTS DRUG TESTING LABORATORY	38	2,122	57	3%	2,217
DESOTO MEMORIAL HOSPITAL	3	1,832	369	17%	2,204
ADVENT HEALTH - HEART OF FLORIDA ER	1	1,986	210	10%	2,197
HIGHLANDS REGIONAL MEDICAL CENTER		1,750	447	20%	2,197
ADVENTHEALTH CENTRA CARE SAND LAKE		2,105	91	4%	2,196
CENTRA CARE SAINT CLOUD	1	1,885	303	14%	2,189
ADVENTHEALTH CENTRA CARE OVIEDO		1,965	191	9%	2,156
HEALTH FIRST ADVENTHEALTH CENTRA CARE GATEWAY		2,044	109	5%	2,153
BAPTIST HEALTH URGENT CARE AT SAWGRASS		1,838	294	14%	2,132
BAPTIST HEALTH SOUTH FLORIDA - BRICKELL URGENT CARE		1,765	356	17%	2,121
ADVENTHEALTH CENTRA CARE PORT ORANGE		2,014	91	4%	2,105
LOWER KEYS MEDICAL CENTER		1,847	227	11%	2,074
ADVENTHEALTH CENTRA CARE LONGWOOD		1,972	101	5%	2,073
TALLAHASSEE PRIMARY CARE ASSOCIATES		1,895	174	8%	2,069
COMMUNITY HEALTH CENTERS OF PINELLAS INC		1,752	314	15%	2,066
MEDEXPRESS URGENT CARE - WEST TAMPA		1,953	110	5%	2,063
ADVENTHEALTH CENTRA CARE AZALEA PARK		1,893	154	8%	2,047
PRIMEHEALTH URGENT CARE	1	1,680	344	17%	2,025
PHYSICIANS REGIONAL MEDICAL CENTER - COLLIER BLVD	1	1,521	490	24%	2,012
CLARITY LAB SOLUTIONS		1,734	262	13%	1,996
BAYFRONT HEALTH - PUNTA GORDA		1,861	110	6%	1,971
MARINERS HOSPITAL		1,792	168	9%	1,960
MEDEXPRESS URGENT CARE - ROYAL PALM BEACH		1,878	77	4%	1,955
DOC SMILEY'S URGENT CARE		1,705	247	13%	1,952
US BIOTEK LABORATORIES	5	1,702	235	12%	1,942
ADVENTHEALTH CENTRA CARE ORANGE LAKE		1,801	125	6%	1,926
HEALTH FIRST ADVENTHEALTH CENTRA CARE TITUSVILLE		1,813	101	5%	1,914
COASTAL MED URGENT CARE		836	1,068	56%	1,904
BAPTIST HEALTHCARE - GULF BREEZE HOSPITAL	3	1,628	267	14%	1,898

COVID-19: testing by laboratory

Data through Dec 19, 2020 verified as of Dec 20, 2020 at 09:25 AM

Data in this report are provisional and subject to change.

The numbers in the table below represent the number of Florida and non-Florida residents for whom test results were received by the Department of Health. A person can be tested by more than one laboratory and can have both positive and negative results. **Therefore, the sum of the numbers in each column will be larger than the total number of people tested.**

Reporting lab	Inconclusive	Negative	Positive	Percent positive	Total
MEDEXPRESS URGENT CARE PALM BEACH GARDENS		1,825	57	3%	1,882
PHYSICIANS STAT LAB	1	867	994	53%	1,862
PALMS MEDICAL GROUP	5	1,429	425	23%	1,859
BAYFRONT HEALTH - SPRING HILL		1,703	137	7%	1,840
BAPTIST HEALTH - CLAY		1,588	246	13%	1,834
BAPTIST HEALTH EMERGENCY CENTER COUNTRY WALK	1	1,533	288	16%	1,822
BAPTIST HEALTH - OAKLEAF		1,508	298	17%	1,806
ADVENTHEALTH CENTRA CARE LEESBURG		1,674	121	7%	1,795
LABORATORY OF FLORIDA LLC	40	1,641	112	6%	1,793
ADVENT HEALTH - NEW SMYRNA		1,385	399	22%	1,784
ADVENTHEALTH CENTRA CARE SOUTH ORANGE		1,619	113	7%	1,732
MICROGEN DX		1,277	448	26%	1,725
NXGEN MDX LLC	3	1,540	128	8%	1,671
EMERALD COAST URGENT CARE		1,270	397	24%	1,667
PROHEALTH		704	960	58%	1,664
ADVENTHEALTH PROMPT CARE	1	1,158	492	30%	1,651
MEDEXPRESS URGENT CARE - LAKELAND		1,550	96	6%	1,646
SCION LAB SERVICES LLC	16	1,527	100	6%	1,643
GENUS3		1,576	64	4%	1,640
INDIAN RIVER MEDICAL CENTER		1,478	155	9%	1,633
ADVENTHEALTH CENTRA CARE COLONIAL TOWN		1,543	89	5%	1,632
BAPTIST HEALTH SOUTH FLORIDA - MIAMI BEACH URGENT CARE		1,397	227	14%	1,624
PARAMOUNT URGENT CARE		734	874	54%	1,608
JW PLASTIC SURGERY		1,368	237	15%	1,605
MEDEXPRESS URGENT CARE - GOLDEN GATE		1,472	125	8%	1,597
FLOWERS HOSPITAL		1,453	140	9%	1,593
DOCTORS URGENT CARE OF LUTZ LLC	1	1,276	315	20%	1,592
MEDEXPRESS URGENT CARE CAPE CORAL		1,374	203	13%	1,577
HEALTH FIRST ADVENTHEALTH CENTRA CARE COCOA		1,481	78	5%	1,559
DOCTORS TEST CENTERS		1,358	198	13%	1,556
TAMPA COMMUNITY HOSPITAL		1,303	246	16%	1,549
OPTEO LABORATORY		1,515	32	2%	1,547
ASSOCIATED PATHOLOGISTS, LLC	3	1,292	251	16%	1,546
NCF DIAGNOSTICS & DNA TECHNOLOGIES LAB	42	1,303	193	13%	1,538
MINUTECLINIC LLC # 0709		1,311	196	13%	1,507
ESCAMBIA COMMUNITY CLINICS INC	4	1,101	356	24%	1,461
SPARROW HEALTHCARE	2	1,235	209	14%	1,446
EMERALD COAST URGENT CARE, LLC	1	1,097	344	24%	1,442
BAYA PHARMACY & URGENT CARE		1,006	427	30%	1,433
EMERALD COAST URGENT CARE LLC		1,115	316	22%	1,431
FLORIDA FAMILY LABORATORY, INC DBA	3	1,319	98	7%	1,420
ADVENTIST HEALTH SYSTEMS SUNBELT IN DBA		1,353	63	4%	1,416
MEDFAST URGENT CARE CENTERS LLC		102	1,306	93%	1,408
PATIENTS CHOICE LABORATORIES		828	579	41%	1,407
HealthSentry_UHS	1	1,296	92	7%	1,389
UHEALTH DEERFIELD BEACH/UMSYLVESTER DEERFIELD BEACH LABORATORY	3	1,332	50	4%	1,385
ASCENSION ST VINCENT'S - SOUTHSIDE		1,309	49	4%	1,358

COVID-19: testing by laboratory

Data through Dec 19, 2020 verified as of Dec 20, 2020 at 09:25 AM

Data in this report are provisional and subject to change.

The numbers in the table below represent the number of Florida and non-Florida residents for whom test results were received by the Department of Health. A person can be tested by more than one laboratory and can have both positive and negative results. **Therefore, the sum of the numbers in each column will be larger than the total number of people tested.**

Reporting lab	Inconclusive	Negative	Positive	Percent positive	Total
ADVANCE MEDICAL OF NAPLES		309	1,047	77%	1,356
HEALTH FIRST ADVENTHEALTH CENTRA CARE MALABAR		1,268	85	6%	1,353
JACKSON HOSPITAL CLINICAL LABORATORY		1,163	182	14%	1,345
MEDEXPRESS URGENT CARE LEHIGH ACRES		1,227	107	8%	1,334
ADVENTHEALTH CENTRA CARE KIDS LAKE MARY		1,282	48	4%	1,330
ADVENT HEALTH CENTRA CARE -WINTER PARK KIDS URGENT CARE		1,226	96	7%	1,322
MEDEXPRESS FORT MYERS		1,158	157	12%	1,315
NORTH SHORE LONG ISLAND JEWISH HEALTH		1,256	50	4%	1,306
MEDEXPRESS URGENT CARE - DELAND		1,209	87	7%	1,296
MINUTECLINIC LLC #3631		1,100	185	14%	1,285
MARTIN HEALTH SYSTEM - ST LUCIE WEST		1,165	115	9%	1,280
LABTECH DIAGNOSTIC		1,031	240	19%	1,271
PREMIER URGENT CARE OF BREVARD LLC		1,074	196	15%	1,270
MINUTECLINIC LLC 5852		1,079	189	15%	1,268
FLORIDA MEDICAL CLINIC	1	727	532	42%	1,260
ASSURANCE SCIENTIFIC LABORATORIES	1	989	241	20%	1,231
MELBOURNE MEDICAL LABORATORY☐	1	1,060	169	14%	1,230
CLINICORE		1,124	91	7%	1,215
BARDMOOR LABORATORY	2	1,056	153	13%	1,211
NCH NORTHEAST	6	916	287	24%	1,209
BAYFRONT HEALTH URGENT CARE LLC		1,017	182	15%	1,199
ACCESS MEDICAL LABS		746	448	38%	1,194
MEDEXPRESS PORT CHARLOTTE		1,103	71	6%	1,174
ARCPOINT LABS		645	511	44%	1,156
UNIVERSITY OF ALABAMA AT BIRMINGHAM		1,129	25	2%	1,154
CAREFAST+		835	318	28%	1,153
BIOCERNA MAIN LAB	1	1,041	107	9%	1,149
EMERGENCY PHYSICIANS MEDICAL CENTER		245	904	79%	1,149
VENTURE MEDICAL OF FLORIDA LLC		1,039	105	9%	1,144
DYNIX DIAGNOSTIX		970	166	15%	1,136
MEDEXPRESS URGENT CARE - VERO BEACH		991	142	13%	1,133
PARAMOUNT URGENT CARE - WINDERMERE		736	391	35%	1,127
PARAMOUNT URGENT CARE - ORLANDO		759	351	32%	1,110
IGENOMIX USA LLC	37	980	92	8%	1,109
CAPSTONE HEALTHCARE		782	324	29%	1,106
MC DIAGNOSTIC OF CONNECTICUT, PC #2220		946	145	13%	1,091
GESSLER CLINIC		619	457	42%	1,076
NYU HOSPITALS CENTER CLINICAL LABORATORIES		1,039	31	3%	1,070
DONALD W ROBERTSON DO PA		817	253	24%	1,070
PATIENTS FIRST – THOMASVILLE ROAD		935	129	12%	1,064
VAVA PARTNERS LLC		436	597	58%	1,033
TEMPUS CLINICAL LABORATORY	9	903	118	11%	1,030
BAPTIST HEALTH SOUTH FLORIDA - COUNTRY WALK URGENT CARE EXPRESS		895	126	12%	1,021
SHELL POINT NURSING PAVILION	1	986	33	3%	1,020
AMELIA EXPRESS CARE		642	364	36%	1,006
ADVENT HEALTH - DADE CITY		903	101	10%	1,004
EPN URGENT CARE NAPLES	2	746	255	25%	1,003

COVID-19: testing by laboratory

Data through Dec 19, 2020 verified as of Dec 20, 2020 at 09:25 AM

Data in this report are provisional and subject to change.

The numbers in the table below represent the number of Florida and non-Florida residents for whom test results were received by the Department of Health. A person can be tested by more than one laboratory and can have both positive and negative results. **Therefore, the sum of the numbers in each column will be larger than the total number of people tested.**

Reporting lab	Inconclusive	Negative	Positive	Percent positive	Total
TOM LEE COMMUNITY HEALTH CENTER		678	320	32%	998
ADVENTHEALTH CENTRA CARE		918	67	7%	985
PHYSICIANS PRIMARY CARE	2	854	129	13%	985
CARENOW URGENT CARE		665	319	32%	984
LAB24 INC	3	307	664	68%	974
MINUTECLINIC LLC #4415		798	172	18%	970
PARRISH MEDICAL CENTER		853	107	11%	960
RAINBOW RIVER MEDICAL LABORATORY		872	73	8%	945
MEDEXPRESS URGENT CARE - CLEWISTON		828	116	12%	944
BAY MEDICAL CENTER SACRED HEART HEALTH SYSTEM		706	237	25%	943
COASTAL LABORATORIES		750	189	20%	939
VRL EUROFINs - DALLAS		913	13	1%	926
VERITOR		810	114	12%	924
MEDEXPRESS URGENT CARE CORAL SPRINGS		845	75	8%	920
ADVENTHEALTH CENTRA CARE CONWAY		811	95	10%	906
BAPTIST HEALTH SOUTH FLORIDA - KEY BISCANE URGENT CARE EXPRESS		789	104	12%	893
MINUTECLINIC LLC #5249		730	152	17%	882
NORTH FLORIDA PEDIATRICS-TALLAHASSEE		819	62	7%	881
PARAMOUNT URGENT CARE - OVIEDO		480	383	44%	863
GENE TOX WORLDWIDE	58	700	94	11%	852
VERITAS GENETICS		798	46	5%	844
STEWART REFERENCE LABORATORY	1	539	300	36%	840
GENESIS LABORATORY MANAGEMENT	5	686	129	16%	820
PHARMCO RX	1	729	88	11%	818
FLORIDA HOSPITAL ORLANDO		743	74	9%	817
MEDONE PLLC		645	166	20%	811
BAYFRONT HEALTH - CITRUS HILLS		690	116	14%	806
ASCENSION ST VINCENT'S - CLAY		775	29	4%	804
HISTOPATHOLOGY SERVICES, LLC		714	88	11%	802
HOLIDAY CVS LLC DBA CVSPHARMACY #5155		763	26	3%	789
NITE LITE PEDIATRICS		228	561	71%	789
PHAROS HEALTH		622	167	21%	789
LENCO MEDICAL LABORATORY		762	24	3%	786
ELLENTON URGENT CARE		572	212	27%	784
LEE HEALTH CONVENIENT CARE - PAGE FIELD		657	124	16%	781
ASCENSION SACRED HEART - GULF		627	154	20%	781
MINUTECLINIC LLC #5253		684	91	12%	775
QUICK CARE MED PL	2	655	112	15%	769
LAKE WALES MEDICAL CENTER INC		686	82	11%	768
PENSACOLA PEDIATRICS PA	1	666	97	13%	764
MINUTECLINIC LLC #3463		655	107	14%	762
MACDILL AIR FORCE BASE		709	51	7%	760
MINUTECLINIC LLC #5854		659	96	13%	755
ST ANNES NURSING CENTER		735	11	1%	746
DYNIX DIAGNOSTICS	2	521	209	29%	732
PEDIATRIC HEALTH CARE ALLIANCE - NORTHDALE		674	49	7%	723
NONE		308	408	57%	716

COVID-19: testing by laboratory

Data through Dec 19, 2020 verified as of Dec 20, 2020 at 09:25 AM

Data in this report are provisional and subject to change.

The numbers in the table below represent the number of Florida and non-Florida residents for whom test results were received by the Department of Health. A person can be tested by more than one laboratory and can have both positive and negative results. **Therefore, the sum of the numbers in each column will be larger than the total number of people tested.**

Reporting lab	Inconclusive	Negative	Positive	Percent positive	Total
DISNEY COVID TEST SITE		703	9	1%	712
STAGEZERO LIFE SCIENCES INC	1	656	52	7%	709
CENTRA CARE		441	267	38%	708
DEPARTMENT OF CLINICAL LABS		696	11	2%	707
ADVENT HEALTH LAB - ORLANDO		428	275	39%	703
CAREFAST MURABELLA		501	195	28%	696
BAPTIST HEALTHCARE - JAY HOSPITAL		548	148	21%	696
MEDEXPRESS URGENT CARE BOCA RATON		646	43	6%	689
PREMIER MEDICAL LABORATORY SERVICES	1	463	221	32%	685
NAPLES URGENT CARE	1	432	243	36%	676
MINI ER ADULT AND PEDIATRIC URGENT CARE		574	98	15%	672
EUROFINS NTD, LLC		635	35	5%	670
ACCU REFERENCE MEDICAL LAB		319	350	52%	669
SOLARIS HEALTHCARE PALATKA		658	10	1%	668
MINUTECLINIC LLC #5190		574	92	14%	666
WHITE WILSON MEDICAL CENTER		71	593	89%	664
TYNDALL AIR FORCE BASE		529	132	20%	661
PHYSICIAN ASSOCIATES		602	58	9%	660
VENICE REGIONAL MEDICAL CENTER		572	83	13%	655
CHARLES AIESI CONSULTING INC	1	596	57	9%	654
WILLOWBROOKE COURT AT EDGEWATER POINTE ESTATES		645	8	1%	653
MINI ER WATERFORD LAKES, THE		575	76	12%	651
CENTRA CARE - SOUTH ORANGE		476	174	27%	650
UHEALTH CLINIC AT WALGREENS		539	104	16%	643
NCH HEALTHCARE SYSTEM MICROBIOLOGY LAB		1	642	100%	643
MAVERICK LABS		456	186	29%	642
MINUTECLINIC LLC #7886		577	56	9%	633
MEDEXPRESS URGENT CARE - JAX ATLANTIC BLVD		582	50	8%	632
PRIMARY CARE OF THE TREASURE COAST		565	62	10%	627
ACCESS POINT HEALTHCARE URGENT & PRIMARY CARE		477	126	21%	603
ED FRASER MEMORIAL HOSPITAL		472	129	21%	601
CVS HEALTH		439	162	27%	601
PATIENTS FIRST - MAHAN DRIVE		164	435	73%	599
BAPTIST HEALTH - MD ANDERSON CANCER CENTER		591	4	1%	595
COASTAL PEDIATRIC GROUP		525	68	11%	593
ADVENT HEALTH CENTRA CARE - MOUNT DORA		276	316	53%	592
INTERLACHEN PEDIATRICS		553	29	5%	582
THE HEALTH CENTER OF PLANT CITY		571	7	1%	578
ADVENT HEALTH CENTRA CARE - WATERFORD LAKES		481	94	16%	575
DOC SMILEYS URGENT CARE LLC		459	114	20%	573
POINT OF CARE TESTING SITE		549	23	4%	572
MINUTECLINIC LLC #5069		497	74	13%	571
MINUTECLINIC, LLC DBA MINUTECLINIC #4717		556	12	2%	568
VITAS HEALTHCARE CORPORATION OF FLA		565	3	1%	568
FLAGLER HOSPITAL	8	29	530	93%	567
DOCTOR'S MEMORIAL HOSPITAL		447	120	21%	567
Victoria Nursing and Rehabilitation Center		537	29	5%	566

COVID-19: testing by laboratory

Data through Dec 19, 2020 verified as of Dec 20, 2020 at 09:25 AM

Data in this report are provisional and subject to change.

The numbers in the table below represent the number of Florida and non-Florida residents for whom test results were received by the Department of Health. A person can be tested by more than one laboratory and can have both positive and negative results. **Therefore, the sum of the numbers in each column will be larger than the total number of people tested.**

Reporting lab	Inconclusive	Negative	Positive	Percent positive	Total
PARAMOUNT URGENT CARE VILLAGES		335	231	41%	566
FLORIDA COMMUNITY HEALTH CENTER		481	71	13%	552
Tampa Lakes Health and Rehabilitation Center	2	481	64	12%	547
VITAE DIAGNOSTICS		534	13	2%	547
VETERANS AFFAIRS MEDICAL CENTER - JAMES A HALEY			545	100%	545
BAPTIST HEALTH EMERGENCY CENTER AT WEST CORAL WAY		413	124	23%	537
MANOR PINES CONVALESCENT CENTER LLC	1	519	11	2%	531
PALACE NURSING HOME & REHAB CENTER		528	2	0%	530
HOLMES REGIONAL MEDICAL CENTER		5	525	99%	530
NCF DIAGNOSTICS & DNA TECHNOLOGIES	15	196	318	60%	529
SANTA ROSA MEDICAL GROUP		441	87	16%	528
MOUNT SINAI LABORATORY		508	19	4%	527
UNIVERSITY OF WEST FLORIDA STUDENT HEALTH SERVICES	1	434	92	17%	527
AMELIA EXPRESS CARE LLC		464	62	12%	526
HOLY CROSS HOSPITAL LABORATORY			523	100%	523
TACACHALE CLINICAL LABORATORY		505	17	3%	522
ECCOLAB GROUP	1	143	378	72%	522
Community_Health		419	102	20%	521
SOUTHEAST ALABAMA MEDICAL CENT		470	47	9%	517
TENNESSEE DOH - NASHVILLE	2	453	56	11%	511
ADDICTION LABS OF AMERICA	2	469	39	8%	510
SHORELINE PHYSICIAN GROUP		333	175	34%	508
ST JOHN'S NURSING CENTER		498	8	2%	506
LEE COUNTY EMERGENCY MEDICAL SERVICE		451	55	11%	506
The Sands at South Beach		501	4	1%	505
MOLECULAR INFECTIOUS DISEASES		492	7	1%	499
BROWNWOOD CARE CENTER		441	55	11%	496
PRO CLINIC		402	93	19%	495
CLINICAL PATHOLOGY LABS		386	105	21%	491
GULF COAST MOLECULAR LABORATORIES	11	406	72	15%	489
MEDICAL FP – WHOLE FAMILY HEALTH CENTER		404	85	17%	489
JOHN KNOX VILLAGE HEALTH CENTER		482	7	1%	489
KENDALL HEALTHCARE PROPERTIES DBA	2	470	13	3%	485
SEBASTIAN RIVER MEDICAL CENTER	2	380	100	21%	482
VILLA MARIA NURSING & REHAB CENTER INC	1	469	11	2%	481
DAVITA LABORATORY		426	54	11%	480
VETERANS AFFAIRS MEDICAL CENTER - BAY PINES		16	459	97%	475
MARION E FETHER MEDICAL CENTER, THE		438	35	7%	473
GULF COAST VILLAGE		449	22	5%	471
TREE HOUSE PEDIATRICS PLLC		425	42	9%	467
DR G'S URGENT CARE		408	58	12%	466
KEYS AHEC SCHOOL MEDICAL CLINIC	6	403	56	12%	465
GOLDEN GLADES NURSING & REHABILITATION CTR		457	6	1%	463
MID-FLORIDA PATHOLOGY		365	94	20%	459
CLARITY LABS		394	62	14%	456
LABORATORY SPECIALISTS OF MICHIGAN		295	161	35%	456
NORTH OKALOOSA MEDICAL CENTER		257	199	44%	456

COVID-19: testing by laboratory

Data through Dec 19, 2020 verified as of Dec 20, 2020 at 09:25 AM

Data in this report are provisional and subject to change.

The numbers in the table below represent the number of Florida and non-Florida residents for whom test results were received by the Department of Health. A person can be tested by more than one laboratory and can have both positive and negative results. **Therefore, the sum of the numbers in each column will be larger than the total number of people tested.**

Reporting lab	Inconclusive	Negative	Positive	Percent positive	Total
NORTH FLORIDA PEDIATRICS - LAKE CITY		324	132	29%	456
INTEGRITY LABORATORIES, LLC	1	356	97	21%	454
COVANCE CLINICAL RESEARCH UNIT INC		445	7	2%	452
MINUTECLINIC LLC #3705		406	45	10%	451
JACKSON MEMORIAL LONG TERM CARE CENTER		439	10	2%	449
COASTAL URGENT CARE		374	74	17%	448
OPTUM LABS LLC		356	92	21%	448
NORTH SHORE LIJ URGENT CARE PC		431	17	4%	448
PARAMOUNT URGENT CARE - CLERMONT		324	121	27%	445
LIFE CARE CENTER OF HILLIARD		435	7	2%	442
C.W. BILL YOUNG VA MEDICAL CENTER		17	424	96%	441
PRIMARY CARE SERVICES AT INDIAN RIVER ESTATES		433	5	1%	438
MEMORIAL PEMBROKE 24/7 CARE CENTER		334	102	23%	436
CLEWISTON NURSING AND REHABILITATION CENTER		431	4	1%	435
PALM GARDEN OF PORT SAINT LUCIE		430	4	1%	434
NEW YORK HOSPITAL LABORATORIES	1	422	11	3%	434
AVECINA MEDICAL JULINGTON	1	240	189	44%	430
SMA SPECIALTY MEDICAL LAB		115	310	73%	425
WOODLANDS MEDICAL SPECIALISTS		332	93	22%	425
ANY LAB TEST NOW	1	300	119	28%	420
JACKSON MEMORIAL PERDUE MEDICAL CENTER		406	13	3%	419
GARCIA CLINICAL LABORATORY		28	390	93%	418
CONSULATE HEALTH CARE OF NEW PORT RICHEY		410	7	2%	417
THERADOC		152	261	63%	413
RIVER GARDEN HEBREW HOME FOR THE AGED		370	43	10%	413
ENZO CLINICAL LABS INC	1	398	13	3%	412
CONSULATE HEALTHCARE OF VERO BEACH	12	381	17	4%	410
FISHERMENS HOSPITAL CLINICAL LAB		378	31	8%	409
FLO-MEDILAB SERVICES		186	222	54%	408
Signature HealthCare Center of Waterford		398	10	2%	408
FOUNTAIN MANOR HEALTH AND REHAB CENTER	1	396	10	2%	407
NEW PLANT CITY FAMILY CARE	1	214	190	47%	405
LEHIGH REGIONAL MEDICAL CENTER LAB		365	38	9%	403
GENEIQ		381	20	5%	401
ADVENT HEALTH CENTRA CARE - PORT ORANGE		29	372	93%	401
BOND URGENT CARE LLC		299	101	25%	400
TIDE LABORATORIES		355	42	11%	397
NORTH FLORIDA PEDIATRICS PA - SUWANNEE		318	78	20%	396
EMERALD SHORES HEALTH AND REHABILITATION		337	59	15%	396
SOUTHERN OAKS CARE CENTER	1	386	9	2%	396
ADVENT HEALTH CENTRA CARE - WINTER PARK		257	138	35%	395
MINI ER AND URGENT CARE		289	105	27%	394
MEDICAL VB		296	98	25%	394
VETERANS AFFAIRS MEDICAL CENTER		40	352	90%	392
Good Samaritan Society Kissimmee Village		343	47	12%	390
BARBER		13	376	97%	389
EDEN SPRINGS NURSING AND REHAB CENTER		361	28	7%	389

COVID-19: testing by laboratory

Data through Dec 19, 2020 verified as of Dec 20, 2020 at 09:25 AM

Data in this report are provisional and subject to change.

The numbers in the table below represent the number of Florida and non-Florida residents for whom test results were received by the Department of Health. A person can be tested by more than one laboratory and can have both positive and negative results. **Therefore, the sum of the numbers in each column will be larger than the total number of people tested.**

Reporting lab	Inconclusive	Negative	Positive	Percent positive	Total
SPECTOR SCIENTIFIC LAB	1	188	199	51%	388
PRIMEHEALTH URGENT CARE INC		323	64	17%	387
PALM GARDEN OF VERO BEACH		367	19	5%	386
ST CLOUD REGIONAL MEDICAL CENTER CLINICAL LAB		336	47	12%	383
HILLCREST HEALTH CARE & REHABILITATION CENTER		375	8	2%	383
THE PRESERVE		376	2	1%	378
BAYA PHARMACY WEST		8	368	98%	376
MINUTECLINIC LLC # 3579		328	44	12%	372
MANOR AT CARPENTERS		351	21	6%	372
MEDONE URGENT CARE CENTER		149	222	60%	371
URGENT CARE BETHESDA	1	318	52	14%	371
LIFE CARE CENTER OF ORANGE PARK		367	4	1%	371
FLORIDA DEPARTMENT OF HEALTH IN POLK COUNTY	2	294	75	20%	371
HENDRY REGIONAL MEDICAL CENTER		107	263	71%	370
FORT MYERS INTERNAL MEDICINE, LLC		340	29	8%	369
NEW YORK PRESBYTERIAN - CUMC CLINICAL		353	15	4%	368
HEALTH CENTER AT BRENTWOOD	1	347	19	5%	367
ADVENT HEALTH - TAMPA		148	218	60%	366
LAUDERDALE NURSING CENTER LLC	1	359	6	2%	366
NCH HEALTHCARE BONITA		267	98	27%	365
MINUTECLINIC LLC # 0514		335	28	8%	363
PALM HARBOR PHARMACY		307	53	15%	360
MINUTECLINIC LLC #3662		323	37	10%	360
MINUTECLINIC LLC #5214		335	24	7%	359
WILLOW BROOKE COURT AT INDIAN RIVER ESTATES		326	33	9%	359
MYTEST DIAGNOSTICS		335	23	6%	358
MIAMI JEWISH HEALTH SYSTEMS		352	4	1%	356
The Manor at Blue Water Bay		336	20	6%	356
INFORM DIAGNOSTICS		349	6	2%	355
Colonial Lakes Health Care		349	4	1%	353
PRIMARY CARE SERVICES AT ST ANDREWS ESTATES		353			353
Plantation Bay Rehabilitation Center		347	6	2%	353
NAVAL HOSPITAL - JACKSONVILLE		41	311	88%	352
HARTS HARBOR HEALTH CARE CENTER		350	2	1%	352
PENSACOLA PEDIATRICS	1	251	99	28%	351
Point of Care Testing	1	105	244	70%	350
THE PALACE AT HOMESTEAD	1	339	10	3%	350
BAYSHORE DIAGNOSTICS		309	40	11%	349
VALENCIA HILLS HEALTH AND REHABILITATION CENTER		342	7	2%	349
WEST GABLES HEALTH CARE CENTER		340	8	2%	348
SANFORD LABORATORIES		325	23	7%	348
LIFE CARE CENTER OF NEW PORT RICHEY		323	25	7%	348
CRESTVIEW REHABILITATION CENTER	1	222	123	36%	346
PALM GARDEN OF OCALA		329	16	5%	345
MOORINGS PARK INSTITUTE, INC, THE		334	9	3%	343
MINUTE CLINIC LLC		296	46	13%	342
KETAMINE HEALTH CENTERS LLC		315	27	8%	342

COVID-19: testing by laboratory

Data through Dec 19, 2020 verified as of Dec 20, 2020 at 09:25 AM

Data in this report are provisional and subject to change.

The numbers in the table below represent the number of Florida and non-Florida residents for whom test results were received by the Department of Health. A person can be tested by more than one laboratory and can have both positive and negative results. **Therefore, the sum of the numbers in each column will be larger than the total number of people tested.**

Reporting lab	Inconclusive	Negative	Positive	Percent positive	Total
ADVENT HEALTH CENTRA CARE - LAKE MARY		93	248	73%	341
SELECT REFERENCE LABORATORIES, LLC	1	326	12	4%	339
ST ANDREWS BAY SKILLED NURSING &		336	3	1%	339
PROJECT HEALTH, INC SUMTERVILLE	5	291	40	12%	336
WILLISTON CARE CENTER		334	1	0%	335
GENESIS DIAGNOSTICS		234	101	30%	335
NORTH FLORIDA REHABILITATION & SPECIALTY CARE☐		332	3	1%	335
BALDOMERO LOPEZ STATE VETERANS NURSING HOME	2	329	1	0%	332
MY CLINICAL LAB		223	108	33%	331
VETERANS AFFAIRS MEDICAL CENTER - GAINESVILLE		2	328	99%	330
HMA SANTA ROSA MEDICAL CENTER LLC DBA		263	65	20%	328
FAIR HAVENS CENTER, OPCO		324	4	1%	328
BALDWIN PEDIATRICS	1	311	16	5%	328
FIU-HEALTH AUXILIARY LABORATORY		302	26	8%	328
LIFE CARE CENTER OF PENSACOLA		322	5	2%	327
MED FAST URGENT CARE CENTER		78	249	76%	327
VRL EUROFINs		317	10	3%	327
PARKLANDS FACILITY INC	2	321	3	1%	326
MEDONE URGENT CARE AT ST. AUGUSTINE		111	214	66%	325
UR MEDICINE LABS- CENTRAL LABORATORY		314	11	3%	325
ETHOS WELLNESS PHARMACY		300	24	7%	324
USAFSAM/PHE		173	150	46%	323
Santa Rosa Center for Rehabilitation and Healing		300	22	7%	322
FERNANDINA BEACH REHAB AND NURSING	1	319	1	0%	321
MINUTECLINIC LLC #7887		289	31	10%	320
CREEKSIDE CARE CENTER		259	61	19%	320
INDIAN RIVER CTR, LLC		291	28	9%	319
MIDWAY SPECIALTY CARE CENTER	3	202	113	36%	318
CLIFFORD CHESTER SIMS STATE VETERANS		313	5	2%	318
PARAMOUNT URGENT CARE INC		133	184	58%	317
SOLARIS HEALTHCARE CHARLOTTE HARBOR		301	14	4%	315
HARBOUR HEALTH CENTER		309	4	1%	313
Stacey Health Care Centers Inc. dba Riverside Care Center		296	16	5%	312
SIPARADIGM, DIAGNOSTIC INFORMATICS		273	39	13%	312
PATIENTS FIRST LAKE ELLA MEDICAL CENTER		278	32	10%	310
DOH - INDIAN RIVER		264	46	15%	310
PEDIATRIC HEALTHCARE ALLIANCE PA		282	27	9%	309
ADVENT HEALTH CENTRA CARE - LEESBURG		13	295	96%	308
GENESIS MEDICAL LABORATORY MIAMI FL.		83	224	73%	307
MINUTECLINIC LLC #1771		279	27	9%	306
PALM GARDEN OF JACKSONVILLE☐	2	293	11	4%	306
GROWING TOGETHER PEDIATRICS LLC		284	21	7%	305
HOLMES REG MED CENTER CLINICAL LAB		256	49	16%	305
VILLAGE AT VIENNA SQUARE,THE☐	6	294	5	2%	305
RUSKIN HEALTH CENTER		196	109	36%	305
TREASURE COAST COMMUNITY HEALTH	3	273	29	10%	305
MEDSCAN LABORATORY INC	1	161	143	47%	305

COVID-19: testing by laboratory

Data through Dec 19, 2020 verified as of Dec 20, 2020 at 09:25 AM

Data in this report are provisional and subject to change.

The numbers in the table below represent the number of Florida and non-Florida residents for whom test results were received by the Department of Health. A person can be tested by more than one laboratory and can have both positive and negative results. **Therefore, the sum of the numbers in each column will be larger than the total number of people tested.**

Reporting lab	Inconclusive	Negative	Positive	Percent positive	Total
SIGNATURE HEALTHCARE OF BROOKWOOD GARDENS		304			304
MEDEXPRESS LUTZ		3	301	99%	304
MINUTECLINIC LLC, #10357		301	1	0%	302
MINUTECLINIC LLC #1055		242	60	20%	302
CITRUS NURSING CENTER LLC		288	14	5%	302
DOCTORS CENTER,THE		239	61	20%	300
FLORIDA HOSPITAL MEDICAL GROUP		240	60	20%	300
FLORIDA HOSPITAL WAUCHULA		198	101	34%	299
CORE DIAGNOSTIC LABORATORIES LLC		220	78	26%	298
PROHEALTH MEDICAL CLINIC		62	236	79%	298
ADVENT HEALTH CENTRA CARE - TITUSVILLE		56	241	81%	297
BUENA VISTA URGENT CARE		264	32	11%	296
ABBAY DELRAY		294	2	1%	296
NORTHEAST FLORIDA NEUROLOGY CLINICS, INC		260	35	12%	295
MANOR CARE HEALTH SERVICES - FT MYERS		287	7	2%	294
ADVENT HEALTH CENTRA CARE - PALM COAST		36	257	88%	293
NSPIRE HEALTHCARE MIAMI LAKES	3	281	9	3%	293
CORAL TRACE HEALTH CARE☐	1	290	1	0%	292
BLOUNTSTOWN REHABILITATION CENTER LLC		208	84	29%	292
NORTHWEST MEDICAL CENTER CLINICAL LABORATORY		175	116	40%	291
Palmetto Subacute Care Center		282	7	2%	289
AUBURN UNIVERSITY MEDICAL CLINIC		227	62	21%	289
CORAL BAY HEALTHCARE AND REHABILITATION	1	285	3	1%	289
MANOR OAKS NURSING & REHAB CENTER	1	286	1	0%	288
MINUTECLINIC, LLC (CLINIC 10699)		250	38	13%	288
CONSULATE HEALTH CARE OF BAYONET POINT	3	280	4	1%	287
NORTH FLORIDA PEDIATRICS PA		254	32	11%	286
ARCPOINTS LABS		254	32	11%	286
MINUTECLINIC LLC # 3686		251	35	12%	286
ARCPOINT LABS OF CORAL SPRINGS FL		262	23	8%	285
MINUTECLINIC LLC		252	33	12%	285
FAMILY HEALTH CENTERS OF SWF LABS	1	239	44	15%	284
MAYFLOWER ASSISTED LIVING		283	1	0%	284
FLORIDA GULF COAST UNIVERSITY		138	146	51%	284
LIFE CARE CENTER OF OCALA		277	6	2%	283
SPECIALTY HEALTH AND REHABILITATION CENTER		260	23	8%	283
MINUTECLINIC LLC #7173		254	28	10%	282
LAKELAND REGIONAL HEALTH SYSTEMS INC		16	266	94%	282
BOCA BIOLISTICS REFERENCE LABORATORY	2	185	94	33%	281
LAKELAND REGIONAL HEALTH - PWC/OB		35	245	88%	280
PALM GARDEN OF GAINESVILLE	2	275	2	1%	279
PEDIATRICS OF CENTRAL FLORIDA PA	7	254	18	6%	279
LIFEBRITE	1	117	160	58%	278
PRUITT HEALTH-SANTA ROSA		275	2	1%	277
MEDFAST URGENT CARE CENTERS		8	268	97%	276
MINUTECLINIC LLC #1821		255	21	8%	276
CITY MEDICAL OF NEW JERSEY, PC		252	24	9%	276

COVID-19: testing by laboratory

Data through Dec 19, 2020 verified as of Dec 20, 2020 at 09:25 AM

Data in this report are provisional and subject to change.

The numbers in the table below represent the number of Florida and non-Florida residents for whom test results were received by the Department of Health. A person can be tested by more than one laboratory and can have both positive and negative results. **Therefore, the sum of the numbers in each column will be larger than the total number of people tested.**

Reporting lab	Inconclusive	Negative	Positive	Percent positive	Total
BIOCEPT		260	16	6%	276
HAINES CITY REHABILITATION AND NURSING CENTER		271	5	2%	276
ADVENTHEALTH EXPRESS CARE		152	124	45%	276
BOND AND STEELE CLINIC PA		148	125	46%	273
WESTCHESTER GARDENS LIMITED PARTNERSHIP		268	5	2%	273
MINUTECLINIC LLC #3635		250	22	8%	272
Life Care Center at Wells Crossing		258	14	5%	272
FAST TRACK URGENT CARE CENTER		1	271	100%	272
RICARDO NAVARRO DO PA		251	20	7%	271
MINUTECLINIC LLC #3671		242	29	11%	271
MEDFAST URGENT CARE CENTER		82	187	70%	269
PALMS OF SEBRING		253	15	6%	268
PHYSICIANS REGIONAL WALK-IN		184	83	31%	267
FLORIDA HOSPITAL HEARTLAND MED CTR LAKE PLACID		198	69	26%	267
DELTONA HEALTH CARE		246	20	8%	266
BRIDGEWATER PARK HEALTH AND REHAB		257	9	3%	266
Quest Diag Unspecifd		173	93	35%	266
GOLDEN GATE FAMILY CLINIC		63	201	76%	264
AURORA DIAGNOSTICS BERNHARDT LABORATORIES PATHOLOGY SERVICE		190	71	27%	261
AVELLINO LAB USA, INC	1	250	8	3%	259
CONSULATE HEALTHCARE OF KISSIMMEE		247	12	5%	259
CLIFFORD CHESTER SIMS VA NURSING HOME		251	8	3%	259
APP-UNIPATH, LLC	1	249	9	3%	259
VETERANS AFFAIRS MEDICAL CENTER - LAKE CITY		52	206	80%	258
FLORIDA WOMAN CARE LABORATORY LLC		232	26	10%	258
BAPTIST PRIMARY CARE	2	206	49	19%	257
ADVENT HEALTH - CELEBRATION		245	12	5%	257
ASCEND CLINICAL	2	232	20	8%	254
MAIN STREET MEDICAL CENTER		9	244	96%	253
BIOCERNA LLC	8	188	57	23%	253
QUALITOX LABORATORIES		105	147	58%	252
SPRINGTREE REHAB & HEALTH CARE CENTER		246	6	2%	252
NORTH PINELLAS STATMED QUICK QUALITY CLINICS		159	92	37%	251
EAST LAKE PEDIATRICS		202	49	20%	251
MINUTECLINIC LLC #3291		219	30	12%	249
KEY WEST HEALTH AND REHAB	1	243	4	2%	248
MIDWAY SPECIATLY CARE CENTER		139	109	44%	248
MARTIN MEMORIAL MEDICAL CENTER LAB		128	118	48%	246
SHELL POINT VILLAGE MEDICAL CENTER		246			246
Timberridge Center for Rehabilitation and Healing		222	23	9%	245
PALM BAY HOSPITAL CLINICAL LABORATORY		100	145	59%	245
CYPRESS VILLAGE		234	10	4%	244
ROSEWOOD HEALTHCARE & REHABILITATION CENTER		239	4	2%	243
TREASURE COAST MEDICAL ASSOCIATES INC		183	60	25%	243
ST JUDE CHILDREN'S RESEARCH HOSPITAL		231	12	5%	243
CONSULATE HEALTH CARE OF SAFETY HARBOR		238	4	2%	242
MINUTECLINIC LLC #476		208	34	14%	242

COVID-19: testing by laboratory

Data through Dec 19, 2020 verified as of Dec 20, 2020 at 09:25 AM

Data in this report are provisional and subject to change.

The numbers in the table below represent the number of Florida and non-Florida residents for whom test results were received by the Department of Health. A person can be tested by more than one laboratory and can have both positive and negative results. **Therefore, the sum of the numbers in each column will be larger than the total number of people tested.**

Reporting lab	Inconclusive	Negative	Positive	Percent positive	Total
INTELEX LABS, LLC		233	9	4%	242
GOOD SAMARITAN		236	5	2%	241
HOMESTEAD MANOR		213	28	12%	241
SHORE ACRES CARE CENTER		230	8	3%	238
OCEAN VIEW NURSING AND REHAB CENTER		227	10	4%	237
DIAMOND RIDGE HEALTH AND REHABILITATION CENTER		222	15	6%	237
VILLAGE DOCTORS FAMILY MEDICAL CENTER OF		189	47	20%	236
24 HOUR PEDIATIC CARE CENTER	1	218	17	7%	236
SOLARIS HEALTHCARE PARKWAY	1	232	2	1%	235
URGENT CARE OF THE PALM BEACHES		2	233	99%	235
MALABAR/ADVENT CENTRA CARE		47	188	80%	235
ALTRU DIAGNOSTICS INC		209	25	11%	234
ADVENT HEALTH CENTRA CARE - UNIVERSITY	1	94	139	59%	234
Marshall Health and Rehabilitation Center		232	2	1%	234
ROLLINS COLLEGE WELLNESS CENTER		92	142	61%	234
GOOD SAMARITAN SOCIETY-DAYTONA		231	2	1%	233
MEMPHIS PATHOLOGY LABORATORY	4	212	17	7%	233
BENTON PEDIATRICS INC		212	21	9%	233
BROWARD NURSING & REHABILITATION CTR	8	219	2	1%	229
OAK HAMMOCK AT THE UNIVERSITY OF FLORIDA		223	6	3%	229
renaissance health and rehabilitation center		227	2	1%	229
ADVENT HEALTH CENTRA CARE - ALTAMONTE SPRINGS		136	93	41%	229
CYPRESS COVE CARE CENTER		164	65	28%	229
FAIRWAY OAKS CENTER LLC	5	219	4	2%	228
MANOR CARE NURSING CENTER OF SARASOTA FL LLC		223	5	2%	228
GANDY CROSSING CARE CENTER	1	216	11	5%	228
Vi at Lakeside Village Skilled Nursing		226	2	1%	228
SPRING HILL HEALTH AND REHABILITATION CENTER		215	13	6%	228
LAKE EUSTIS HEALTH AND REHABILITATION CENTER		226	1	0%	227
REGENTS PARK AT AVENTURA		221	6	3%	227
ROSEWOOD HEALTH AND REHABILITATION CENTER		220	5	2%	225
BUFFALO CROSSING HEALTHCARE & REHABILITATION CTR		220	5	2%	225
LEHIGH VALLEY GENOMICS			224	100%	224
VITAS LUTHERAN TOWERS INPATIENT PROGRAM		220	4	2%	224
ELLENTON PEDIATRICS		206	17	8%	223
CLARIDGE HOUSE NURSING CENTER		214	9	4%	223
LYNN HAVEN SPORTS COMPLEX-WALKON CLINIC		20	203	91%	223
Bay Breeze Senior Living and Rehabilitation Center		181	41	18%	222
KISSIMMEE FACILITY OPERATIONS LLC		215	6	3%	221
TAMARAC REHABILITATION & HEALTH CENTER		221			221
HARDEE MANOR HEALTH CARE CENTER	1	218	2	1%	221
MANORCARE HEALTH SERVICES - VENICE		178	43	19%	221
HERON POINTE HEALTH AND REHABILITATION	1	220			221
FL HUD DESTIN, LLC D/B/A GRAND BOULEVARD HEALTH		196	24	11%	220
LabCorp (Non-Interfaced)	1	108	111	50%	220
MANDARIN PEDIATRICS		209	11	5%	220
JACKSONVILLE BEACH PEDIATRIC CARE CENTER		199	21	10%	220

COVID-19: testing by laboratory

Data through Dec 19, 2020 verified as of Dec 20, 2020 at 09:25 AM

Data in this report are provisional and subject to change.

The numbers in the table below represent the number of Florida and non-Florida residents for whom test results were received by the Department of Health. A person can be tested by more than one laboratory and can have both positive and negative results. **Therefore, the sum of the numbers in each column will be larger than the total number of people tested.**

Reporting lab	Inconclusive	Negative	Positive	Percent positive	Total
BAY VILLAGE OF SARASOTA INC		218	2	1%	220
THE MANOR AT CARPENTERS		185	32	15%	217
BLUE MED CONSULTANTS		210	7	3%	217
Solaris HealthCare Windermere		211	5	2%	216
LAKE PORT SQUARE		200	15	7%	215
LUTHERAN HAVEN		212	3	1%	215
FLORIDA DEPT OF HEALTH IN BREVARD COUNTY	3	182	30	14%	215
READY RESPONDERS FLORIDA, PLLC		183	31	14%	214
Premier Place at The Glenview		207	7	3%	214
CHIPOLA HEALTH AND REHAB		202	11	5%	213
ADVENT HEALTH CENTRA CARE - ORMOND BEACH		68	145	68%	213
OSPREY LODGE		208	5	2%	213
Boynton Beach Rehabilitation Center	2	209	1	0%	212
ST. CLOUD REGIONAL MEDICAL CENTER		199	13	6%	212
HOPE HOSPICE AND COMMUNITY SERVICES INC	5	203	4	2%	212
POCONO MEDICAL CENTER		212			212
BLOCK, NATION, CHASE, AND SMOLEN FAMILY MEDICINE		157	54	26%	211
FLAGLER COUNTY HEALTH DEPARTMENT		181	30	14%	211
SUWANNEE HEALTH AND REHABILITATION CENTER		207	4	2%	211
PHYSICIANS PRIMARY CARE LAB		178	33	16%	211
SUNRISE DIAGNOSTIC LABORATORY		158	53	25%	211
PARKS HEALTHCARE & REHABILITATION CTR	4	205	1	0%	210
Sunset Point Center		208	2	1%	210
ROSEN MEDICAL CENTER		189	21	10%	210
THE PALACE MANAGEMENT - THE PALACE AT CORAL GABLES		209			209
PROTEUS MOLECULAR AND CLINICAL LAB	1	144	64	31%	209
THE PALACE NURSING AND REHABILITATION CENTER		209			209
NEIGHBORHOOD MEDICAL CENTER INC		190	18	9%	208
Heritage Healthcare at Tallahassee		205	3	1%	208
BUREAU OF CLINICAL LABORATORIES		172	36	17%	208
MEDICAL CENTER CLINIC-IMMEDIATE CARE	1	169	37	18%	207
CAPE CANAVERAL HOSPITAL		76	131	63%	207
CONSULATE HEALTH CARE OF WINTER HAVEN		207			207
Bayside Care Center	1	201	5	2%	207
COMMUNITY HEALTH CENTERS OF PINELLAS, INC.		3	203	99%	206
PruittHealth Santa Rosa		195	10	5%	205
ARCHER HEALTH VENTURES, LLC		187	18	9%	205
LIFE CARE PONTE VEDRA INC		202	2	1%	204
MINUTECLINIC LLC #8396		185	19	9%	204
TUSKAWILLA NURSING AND REHAB CENTER	2	198	4	2%	204
MEDRITE MEDICAL CARE, PC	90	98	15	7%	203
TGH		1	202	100%	203
LAKE PARK OF MADISON		199	3	1%	202
BROAD INSTITUTE CLINICAL SEQUENCING RESEARCH PLATFORM	1	196	5	2%	202
POLK COUNTY HEALTH DEPARTMENT		178	24	12%	202
HEALTHY STEPS PEDIATRICS		182	20	10%	202
FULGENT GENETICS	2	161	38	19%	201

COVID-19: testing by laboratory

Data through Dec 19, 2020 verified as of Dec 20, 2020 at 09:25 AM

Data in this report are provisional and subject to change.

The numbers in the table below represent the number of Florida and non-Florida residents for whom test results were received by the Department of Health. A person can be tested by more than one laboratory and can have both positive and negative results. **Therefore, the sum of the numbers in each column will be larger than the total number of people tested.**

Reporting lab	Inconclusive	Negative	Positive	Percent positive	Total
Governors Creek Health and Rehabilitation	1	198	2	1%	201
HOMESTEAD VILLAGE		198	3	1%	201
ASAP LAB LLC		108	93	46%	201
GATEWAY/ADVENT CENTRA CARE		13	188	94%	201
VAMC WEST PALM LAB		5	196	98%	201
Destin Healthcare and Rehabilitation Center	1	196	3	2%	200
MICHAEL A MIDDLETON MD PA□		192	8	4%	200
Taylor Care Center		197	2	1%	199
EAST LAKE PEDIATRICS PA		185	14	7%	199
HEALTH FIRST - HOLMES REGIONAL MEDICAL CENTER		32	167	84%	199
ORANGE COUNTY HEALTH DEPT		191	8	4%	199
BAYA POINTE NURSING AND REHABILITATION		116	83	42%	199
PATHGROUP LABS LLC		94	104	53%	198
FAST TRACK URGENT CARE CENTER - CARROLLWOOD		1	197	99%	198
BREVARD HEALTH ALLIANCE		63	135	68%	198
PALM GARDEN OF TAMPA		196	2	1%	198
TIERRA PINES CENTER		188	8	4%	196
FLORIDA CLINICAL LABORATORY-BIOREFERENCE LABORATORIES		63	132	68%	195
STARKE FAMILY MEDICAL CENTER		160	35	18%	195
SABAL PALMS HEALTH AND REHAB		156	39	20%	195
Glades West Rehabilitation and Nursing Center		193	1	1%	194
PALM GARDEN OF AVENTURA		192	1	1%	193
GRAND COURT TAMPA		192	1	1%	193
VITAS HEALTHCARE CORP OF CENTRAL FL		190	3	2%	193
FLORIDA DEPARTMENT OF HEALTH		169	23	12%	192
ADVENTHEALTH MEDICAL GROUP PROMPT CARE		154	37	19%	191
XYZ LABORATORY	2	172	17	9%	191
RULEME CENTER	1	185	5	3%	191
ST JAMES HEALTH AND REHABILITATION CENTER		185	5	3%	190
LITTLE PINE PEDIATRICS		143	47	25%	190
MEDIPATH		5	185	97%	190
HEATHER HILL HEALTHCARE CENTER		171	19	10%	190
W FRANK WELLS NURSING HOME		168	21	11%	189
ABBOTT LABORATORIES		142	47	25%	189
Consulate Health Care of North Fort Myers		182	6	3%	188
CATALYST WALK IN CLINIC		141	47	25%	188
MIAMI JEWISH HEALTH SYSTEMS, INC	1	180	7	4%	188
PALM GARDEN OF CLEARWATER		183	5	3%	188
HEALTH LINK DIAGNOSTIC LABORATORIES		182	5	3%	187
CARRINGTON PLACE OF ST PETE LLC		186	1	1%	187
MINUTECLINIC LLC #7973		167	20	11%	187
CARENOW URGENT CARE – FORT PIERCE		139	48	26%	187
DOCTORS MEMORIAL FAMILY MEDICINE	2	126	59	32%	187
MINUTECLINIC LLC # 3930		162	24	13%	186
PLANTATION NURSING & REHAB CENTER		186			186
LOOP PEDIATRICS PA		162	23	12%	185
BAY TREE CARE AND REHABILITATION CENTER		164	20	11%	184

COVID-19: testing by laboratory

Data through Dec 19, 2020 verified as of Dec 20, 2020 at 09:25 AM

Data in this report are provisional and subject to change.

The numbers in the table below represent the number of Florida and non-Florida residents for whom test results were received by the Department of Health. A person can be tested by more than one laboratory and can have both positive and negative results. **Therefore, the sum of the numbers in each column will be larger than the total number of people tested.**

Reporting lab	Inconclusive	Negative	Positive	Percent positive	Total
HARDEE COUNTY HEALTH DEPARTMENT		147	37	20%	184
ST. JAMES BAY HEALTH AND REHABILITATION CENTER		183	1	1%	184
WOMEN'S CARE FLORIDA LABORATORY		178	5	3%	183
NEO GENOMICS - FORT MYERS	1	178	4	2%	183
PruittHealth Panama City		177	6	3%	183
ADVENT HEALTH CENTRA CARE - COLONIAL TOWN		135	48	26%	183
SIGNATURE HEALTHCARE AT THE COURTYARD		138	45	25%	183
USA HEALTH UNIVERSITY HOSPITAL CLINICAL LABORATORY	1	179	2	1%	182
TERRACES OF LAKE WORTH CARE CENTER		181			181
SIGNATURE HEALTHCARE OF NORTH FLORIDA		179	2	1%	181
PCB CLINIC		136	45	25%	181
HENDRY REGIONAL MEDICAL CENTER CLINICAL LABORATORY		126	55	30%	181
MINUTECLINIC LLC #3003		152	28	16%	180
CENTRA CARE - AZALEA PARK		98	82	46%	180
MINUTECLINIC, LLC #4015		149	31	17%	180
SOLARIS SENIOR LIVING VERO BEACH		176	3	2%	179
CRUCIAL CARE EMERGENCY MEDICINE DOCTORS		151	28	16%	179
BROOKDALE FORT MYERS CYPRESS LAKE		178	1	1%	179
ORCHARD RIDGE CARE AND REHABILITATION CENTER		177	1	1%	178
SOLARIS HEALTHCARE MERRITT ISLAND		163	14	8%	177
MINUTECLINIC LLC		156	20	11%	176
MINUTECLINIC LLC #3814		151	25	14%	176
UNIVERSITY OF TAMPA STUDENT HEALTH AND SHC CLINICAL LABORATORY		44	132	75%	176
EPN URGENT CARE		43	133	76%	176
Consulate Health Care of St. Petersburg		174			174
CHILDRENS MEDICAL ASSOCIATION		159	15	9%	174
ADVENT HEALTH CENTRA CARE - DAYTONA BEACH		89	85	49%	174
PERSONALIZED GENETIC TESTING		83	90	52%	173
Bayside Health and Rehabilitation		164	9	5%	173
Lake Port Square Health Center		169	4	2%	173
NIGHT LITE PEDIATRICS WINTER GARDEN		144	28	16%	172
ADVENT HEALTH CENTRA CARE - WESLEY CHAPEL		4	168	98%	172
DAVID SCOTT MADWAR MD PA		159	12	7%	171
BAPTIST HEALTH PRIMARY CARE	1	134	36	21%	171
SUPERIOR RESIDENCES OF PANAMA CITY BEACH		164	6	4%	170
ManorCare Health Services-Palm Harbor		169			169
LONGWOOD FAMILY PRACTICE		141	28	17%	169
ORCHARD PARK HEALTH & REHABILITATION		169			169
FORT PIERCE HEALTH CARE		167	1	1%	168
MOLECULAR TESTING LABS		132	36	21%	168
PEDIATRIC HEALTH CARE ALLIANCE, PA		151	17	10%	168
PANAMA CITY DEVELOPMENTAL CENTER		168			168
MINUTECLINIC LLC #1067		144	23	14%	167
NADAL PEDIATRICS - VICTORIA STREET (3385)		141	26	16%	167
Chatsworth at PGA National, LLC		163	3	2%	166
DIAMOND RIDGE HEALTH AND REHABILITATION		155	11	7%	166
CARENOW	2	96	68	41%	166

COVID-19: testing by laboratory

Data through Dec 19, 2020 verified as of Dec 20, 2020 at 09:25 AM

Data in this report are provisional and subject to change.

The numbers in the table below represent the number of Florida and non-Florida residents for whom test results were received by the Department of Health. A person can be tested by more than one laboratory and can have both positive and negative results. **Therefore, the sum of the numbers in each column will be larger than the total number of people tested.**

Reporting lab	Inconclusive	Negative	Positive	Percent positive	Total
FLORIDA DEPARTMENT OF HEALTH CLAY COUNTY		104	62	37%	166
CONSULATE HEALTH CARE OF MELBOURNE		166			166
NSPIRE HEALTHCARE LAUDERHILL		160	5	3%	165
ADVENT HEALTH CENTRA CARE - OVIEDO		63	101	62%	164
AZALEA TRACE		158	6	4%	164
MINUTECLINIC LLC #4458		135	29	18%	164
LPG COCONUT POINT		142	22	13%	164
HALIFAX MEDICAL CENTER-PORT ORANGE LAB		141	22	13%	163
BRADENTON HEALTH CARE		163			163
SILVERCREST HEALTH AND REHABILITATION CENTER	3	155	5	3%	163
OCALA FAMILY MEDICAL CENTER INC	1	132	30	18%	163
AFC URGENT CARE SEMINOLE			163	100%	163
BOCA GRANDE HEALTH CLINIC		156	7	4%	163
ELMHURST HOSPITAL CENTER	1	156	5	3%	162
BROOKSVILLE HEALTHCARE CENTER LLC		161	1	1%	162
TRI COUNTY NURSING HOME		161	1	1%	162
JACKSON PLAZA NURSING & REHAB CENTER		161	1	1%	162
URGENT CARE OF THE PALM BEACHES, NORTH PALM BEACH			161	100%	161
BAYVIEW CENTER		160	1	1%	161
PALM GARDEN OF WEST PALM BEACH	1	146	13	8%	160
KEYSTONE REHAB		160			160
GREENBRIAR REHABILITATION AND NURSING CENTER	1	159			160
ASSOCIATESMD MEDICAL GROUP INC		133	27	17%	160
VETERANS AFFAIRS MEDICAL CENTER - MIAMI			160	100%	160
ADVENT HEALTH CENTRA CARE - WINTER HAVEN	1	81	77	48%	159
INTERLACHEN PEDIATRICS PA		153	6	4%	159
MANOR CARE OF NAPLES FL LLC		157	1	1%	158
WUESTHOFF REF LABORATORY			158	100%	158
TALLAHASSEE NHHI LLC		156	1	1%	157
PALM GARDEN OF WINTER HAVEN		143	14	9%	157
HOSPITAL FOR SPECIAL SURGERY		155	1	1%	156
Nspire Health Care Kendall		150	6	4%	156
ARCPOINT LABS OF ST PETERSBURG		114	42	27%	156
SERANADES BY SONATA WEST ORANGE		136	20	13%	156
RIVERS FAMILY MEDICINE PA		124	32	21%	156
AFC URGENT CARE TYRONE		2	153	99%	155
The Inn at Sarasota Bay Club		153	2	1%	155
TIMBERRIDGE NURSING HOME & REHAB		123	32	21%	155
COCOA BEACH/ADVENT CENTRA		41	114	74%	155
PRUITT HEALTH		153	2	1%	155
HUNT CLUB PEDIATRIC ASSOCIATES, P.A.		134	21	14%	155
ABBIEJEAN RUSSELL CARE CENTER		155			155
PALMETTTO FACILITY INC	1	153			154
SARNO EXTENDED HOURS		104	50	32%	154
AFC URGENT CARE FAMILY CARE			153	100%	153
DXTERITY DIAGNOSTICS	1	149	3	2%	153
Life Care Center of Punta Gorda	1	147	4	3%	152

COVID-19: testing by laboratory

Data through Dec 19, 2020 verified as of Dec 20, 2020 at 09:25 AM

Data in this report are provisional and subject to change.

The numbers in the table below represent the number of Florida and non-Florida residents for whom test results were received by the Department of Health. A person can be tested by more than one laboratory and can have both positive and negative results. **Therefore, the sum of the numbers in each column will be larger than the total number of people tested.**

Reporting lab	Inconclusive	Negative	Positive	Percent positive	Total
MINUTECLINIC LLC #4201		134	18	12%	152
J AND G MEDICAL GROUP LLC		130	22	14%	152
SILVER CREEK SENIOR LIVING COMMUNITY		152			152
AVENTURA REHAB AND NURSING CENTER		151			151
BEAR CREEK NURSING CENTER		150	1	1%	151
COMMUNITY HEALTH AND REHABILITATION CENTER		139	12	8%	151
SUN COUNTRY PEDIATRICS PLLC	6	133	12	8%	151
DIAMOND RIDGE		147	3	2%	150
TRENTON MEDICAL CENTER INC DBA PALMS MEDICAL GROUP	2	117	31	21%	150
CORAL REEF NURSING & REHAB CENTER		149			149
FAWCETT MEMORIAL HOSPITAL-LAB		39	110	74%	149
PRECISION HEALTH RESOURCES, LLC	1	133	15	10%	149
CITRUS HEALTH AND REHAB		128	20	14%	148
ADVENT HEALTH CENTRA CARE - CARROLLWOOD		2	146	99%	148
ASTON GARDENS AT PELICAN MARSH		146	2	1%	148
PADDOCK RIDGE		145	2	1%	147
MINUTECLINIC LLC #4024		128	18	12%	146
COASTAL PHYSICIANS, LLC		112	34	23%	146
ADVENT HEALTH CENTRA CARE - ST. CLOUD		131	15	10%	146
SERENADES IN THE VILLAGES		129	17	12%	146
REHABILITATION CENTER OF LAKE CITY, TH		139	7	5%	146
MINUTECLINIC LLC #7225		129	16	11%	145
MINUTECLINIC LLC #3257		121	24	17%	145
Consulate Healthcare of West Palm Beach		137	8	6%	145
EDGEWATER AT WATERMAN VILLAGE,THE		143	1	1%	144
AFC URGENT CARE CLEARWATER		86	58	40%	144
ORLANDO HEALTH EMERGENCY DEPARTMENT		134	9	6%	143
Fernandina Beach Rehabilitation and Nursing Center		143			143
MINUTECLINIC, LLC #3204		125	18	13%	143
GOOD SAMARITAN CENTER		142			142
AMERICAN FINNISH NURSING HOME	1	139	2	1%	142
EDGEWOOD NURSING CENTER		140	2	1%	142
ENGLEWOOD HEALTHCARE AND REHABILITATION CENTER		141			141
WESTWOOD HEALTHCARE SNF		140	1	1%	141
SAINTS 120 LLC	1	108	32	23%	141
MINUTECLINIC LLC #3285		123	17	12%	140
LAB CORP	1	86	53	38%	140
ARBOR FACILITY INC		139			139
UCC - WELLINGTON			139	100%	139
AMERICAN PATHOLOGY PARTNERS		136	2	1%	138
NORTH FLORIDA PEDIATRICS - MARIANNA		105	33	24%	138
VILLAGE DOCTORS OF KEYSTONE		112	26	19%	138
Parkview Rehabilitation Center at Winter Park		135	3	2%	138
PPC-LAB EDI ORCHARD BI		129	8	6%	137
DIGNITY HEALING, LLC		133	4	3%	137
BAYFRONT HEALTH MEDICAL GROUP		106	31	23%	137
AMBULATORY SURGERY CENTER OF BOCA RATON LTD		136	1	1%	137

COVID-19: testing by laboratory

Data through Dec 19, 2020 verified as of Dec 20, 2020 at 09:25 AM

Data in this report are provisional and subject to change.

The numbers in the table below represent the number of Florida and non-Florida residents for whom test results were received by the Department of Health. A person can be tested by more than one laboratory and can have both positive and negative results. **Therefore, the sum of the numbers in each column will be larger than the total number of people tested.**

Reporting lab	Inconclusive	Negative	Positive	Percent positive	Total
Rehabilitation Center for Park Place LLC		135	2	1%	137
FIRST CHOICE PEDIATRICS		96	41	30%	137
Manatee Springs Rehabilitation and Nursing Center		126	11	8%	137
ALLSOUTH URGENT CARE			137	100%	137
MANOR AT BLUEWATER BAY		131	6	4%	137
FLORIDA KEYS PEDIATRICS & ADOLESCENT CENTER		129	7	5%	136
PORT ST LUCIE REHABILITATION AND HEALTHCARE		98	38	28%	136
Emory L Bennett State Veterans Nursing Home		134	2	1%	136
VENICE REGIONAL BAYFRONT HEALTH (PULMONARY)		126	10	7%	136
FLORIDA HEALTH CARE PLAN INC		2	134	99%	136
HEALTH CENTRAL PARK		114	21	16%	135
AMERICAN RESEARCH LABS		7	128	95%	135
IRL MARKET LAB ALACHUA		104	31	23%	135
REGENCY CARE OF BLOUNTSTOWN LLC		129	6	4%	135
MINUTECLINIC LLC #5216		121	14	10%	135
HEARTLAND PEDIATRICS OF LAKE WALES		123	12	9%	135
PINES OF SARASOTA		134			134
LABORATORY OF FLORIDA		83	51	38%	134
COLOR GENOMICS, INC.	1	131	2	1%	134
SEA BREEZE REHAB AND NURSING CENTER		132	2	1%	134
DOCTORS MEMORIAL HOSPITAL		38	96	72%	134
MINUTECLINIC LLC #1815		123	11	8%	134
PALM BEACH COUNTY HEALTH DEPT LAB	1	131	2	1%	134
ADVENT HEALTH - ORLANDO		115	18	14%	133
CAYUGA MEDICAL CENTER AT ITHACA		130	3	2%	133
UNITED CLINICAL LABORATORIES		124	9	7%	133
OAKBROOK HEALTH AND REHABILITATION CENTER	1	132			133
ADVENT HEALTH CENTRA CARE - DELAND		28	105	79%	133
OCEAN REEF MEDICAL CENTER		113	19	14%	132
FORT WALTON REHABILITATION CENTER		95	37	28%	132
GENE BY GENE		61	71	54%	132
THE REHABILITATION CENTER OF LAKE CITY		127	5	4%	132
ROSECASTLE OF ZEPHRHILLS		130	2	2%	132
LONGWOOD HEALTH AND REHABILITATION CENTER		125	6	5%	131
INTEGRATED REGIONAL LABORATORIES		119	12	9%	131
Solaris Healthcare Daytona	1	130			131
NCRNC INC		128	2	2%	130
DBI HEALTH INC		127	3	2%	130
ADVENT HEALTH CENTRA CARE - AZALEA PARK		112	18	14%	130
ALL SEASONS NAPLES LLC		129	1	1%	130
AFC URGENT CARE		52	77	60%	129
CENTRACARE		17	112	87%	129
BMHSI-AEL MICROBIOLOGY LABORATORY	2	102	25	19%	129
ST CATHERINE'S WEST REHABILITATION HOSPITAL		128	1	1%	129
REFUAH HEALTH CENTER LABORATORY		125	4	3%	129
MINUTECLINIC LLC #8381		116	12	9%	128
MATHISON RETIREMENT COMMUNITY, INC		127	1	1%	128

COVID-19: testing by laboratory

Data through Dec 19, 2020 verified as of Dec 20, 2020 at 09:25 AM

Data in this report are provisional and subject to change.

The numbers in the table below represent the number of Florida and non-Florida residents for whom test results were received by the Department of Health. A person can be tested by more than one laboratory and can have both positive and negative results. **Therefore, the sum of the numbers in each column will be larger than the total number of people tested.**

Reporting lab	Inconclusive	Negative	Positive	Percent positive	Total
CANTERFIELD OF OCALA, LLC		126	2	2%	128
GOOD SAMARITAN SOCIETY OF DELAND		125	3	2%	128
PHYSICIANS STAT LAB INC		101	26	20%	127
CHILDRENS MEDICAL ASSOCIATION PA		110	17	13%	127
SEMINOLE NURSING PAVILION		120	7	6%	127
TRINITY REGIONAL REHAB CENTER		121	6	5%	127
ADVENT HEALTH CENTRA CARE - LONGWOOD		24	103	81%	127
MILLENNIUM LAB SERVICES			127	100%	127
PIONEER CLINICAL LAB, LLC		104	22	17%	126
MINUTECLINIC LLC #4612		102	24	19%	126
TRI-COUNTY NURSING HOME		117	8	6%	125
GENETWORKX		17	108	86%	125
MACTOWN, INC		124			124
GESSLER CLINIC PA		98	26	21%	124
TUSCAN GARDENS OF PALM COAST		123	1	1%	124
ADVANCED MEDICAL CENTER		86	38	31%	124
EXPRESS URGENT CARE LLC		1	123	99%	124
THE CLUB AND REHABILITATION CENTER		123	1	1%	124
PEDIATRICS IN BREVARD PA		111	12	10%	123
LIFE CARE CENTER OF ALTAMONTE SPRINGS		102	21	17%	123
SABAL DIRECT PRIMARY CARE, PA		106	17	14%	123
TARPON POINT NURSING AND REHABILITATION CENTER		123			123
MINUTECLINIC, LLC #3245		89	33	27%	122
PAVILION FOR HEALTHCARE, THE		122			122
FHMG-FLORIDA HOSPITAL MEDICAL GROUP		103	19	16%	122
SUWANNEE VALLEY NURSING CENTER		115	7	6%	122
GRAVITY DIAGNOSTICS, LLC		35	86	71%	121
POINT WASHINGTON MEDICAL CLINIC		1	120	99%	121
PARKVIEW HEALTH		121			121
LASER & SURGERY CENTER OF THE PALM BEACHES□		120	1	1%	121
ARTHREX MEDICAL CENTER		48	73	60%	121
CSL PLASMA		23	98	81%	121
LabCorp L#09258090 M#09258105		73	47	39%	120
WRIGHTS HEALTH CARE AND REHABILITATION CENTER		107	13	11%	120
ACCURATE DIAGNOSTIC LABS, INC		115	5	4%	120
PROVIDENCE HOSPITAL LABORATORY		114	5	4%	119
MATHISON RETIREMENT COMMUNITY		114	5	4%	119
GRAVITY DIAGNOSTICS		42	77	65%	119
BOSTON RED SOX CLUB LP		117	1	1%	118
AMERICA'S PHARMACY LLC		106	12	10%	118
WIREGRASS DIRECT PRIMARY CARE PLLC□		102	16	14%	118
RDX BIOSCIENCE		60	58	49%	118
PALM GARDEN OF ORLANDO		106	11	9%	117
SOLARIS HEALTHCARE OSCEOLA		112	5	4%	117
PROVISTA DIAGNOSTICS, INC		115	2	2%	117
Whispering Oaks	7	103	7	6%	117
NEIGHBORHOOD MEDICAL CENTER		112	5	4%	117

COVID-19: testing by laboratory

Data through Dec 19, 2020 verified as of Dec 20, 2020 at 09:25 AM

Data in this report are provisional and subject to change.

The numbers in the table below represent the number of Florida and non-Florida residents for whom test results were received by the Department of Health. A person can be tested by more than one laboratory and can have both positive and negative results. **Therefore, the sum of the numbers in each column will be larger than the total number of people tested.**

Reporting lab	Inconclusive	Negative	Positive	Percent positive	Total
INN AT ASTON GARDENS, THE		113	3	3%	116
TUSCAN GARDENS OF VENETIA MANAGEMENT COMPANY		115	1	1%	116
CHARTER SENIOR LIVING OF PANAMA CITY BEACH		99	16	14%	115
FHMG FLORIDA HOSPITAL MEDICAL GROUP		100	15	13%	115
ARDEN COURTS OF LARGO FL, LLC		111	3	3%	114
NATIONS BEST FAMILY HEALTH CARE		60	54	47%	114
MEADOWCREST FAMILY PHYSICIANS		78	35	31%	113
CRONOS CLINICAL LABORATORY	2	97	14	12%	113
COQUINA CENTER		112	1	1%	113
PRIMECARE OF DOTHAN		78	35	31%	113
MOBILE INFIRMARY MED CENTER PATH LAB		102	11	10%	113
WESLEY HAVEN VILLA	1	105	7	6%	113
WEDGEWOOD HEALTHCARE CENTER		83	29	26%	112
COASTAL HEALTH AND REHAB		110	2	2%	112
BELVEDERE COMMONS OF FORT WALTON BEACH		103	9	8%	112
ANCIENT CITY PEDIATRICS		108	4	4%	112
AMERICAN FAMILY CARE PENSACOLA WEST		1	111	99%	112
ADVENT HEALTH CENTRA CARE		9	103	92%	112
ALLIED HEALTH FORT PIERCE		112			112
BRASHEAR'S VITAL CARE CORP		2	110	98%	112
Solaris Healthcare Coconut Creek		110	2	2%	112
MINUTECLINIC LLC #3654		98	13	12%	111
FIRST CHOICE PRIMARY CARE		86	25	23%	111
CENTRA CARE - HUNTER'S CREEK		52	59	53%	111
HIALEAH SHORES NURSING AND REHAB CENTER		103	8	7%	111
LAKESIDE NEUROLOGIC		106	4	4%	110
Solaris Healthcare Lake Bennet		97	13	12%	110
CAREMED CLINIC LLC		79	31	28%	110
SOLARIS HEALTHCARE IMPERIAL		105	4	4%	109
HILLSBOROUGH COUNTY DEVELOPMENTAL CTR	1	108			109
WOODBIDGE FACILITY INC		108	1	1%	109
BAYFRONT HEALTH ER PINELLAS PARK	1	71	37	34%	109
DOCTOR'S IN HOUSE LABORATORY		13	96	88%	109
NEW YORK CITY DEPARTMENT OF HEALTH & MENTAL		100	9	8%	109
NORTH FL SOUTH GA HCS-MALCOM RANDALL VAMC			109	100%	109
MEYER PEDIATRICS		96	12	11%	108
ISLAND HEALTH AND REHABILITATION CENTER		108			108
JEFFERY WEINZWEIG		2	106	98%	108
MEDICAL CENTER OF DELTONA, INC		87	21	19%	108
FAMILY CARE PARTNERS OF NORTHEAST FLORIDA LLC		64	44	41%	108
EVANS HEALTH CARE		106	2	2%	108
GRAND OAKS HEALTH & REHABILITATION		106	1	1%	107
MINUTECLINIC DIAGNOSTIC OF RHODE ISLAND, LLC #729		103	4	4%	107
GLADES HEALTH CARE CENTER		106	1	1%	107
QUICK CARE MED		80	27	25%	107
SOLARIS HEALTHCARE LAKE CITY		65	42	39%	107
CALHOUN LIBERTY HOSPITAL		77	30	28%	107

COVID-19: testing by laboratory

Data through Dec 19, 2020 verified as of Dec 20, 2020 at 09:25 AM

Data in this report are provisional and subject to change.

The numbers in the table below represent the number of Florida and non-Florida residents for whom test results were received by the Department of Health. A person can be tested by more than one laboratory and can have both positive and negative results. **Therefore, the sum of the numbers in each column will be larger than the total number of people tested.**

Reporting lab	Inconclusive	Negative	Positive	Percent positive	Total
ORLANDO HEALTH CENTER FOR REHABILITATION		107			107
ADVANCED AMBULATORY SURGERY CENTER		101	6	6%	107
GUEST HOUSE OCALA, THE		106	1	1%	107
CORE BIO LABS		74	33	31%	107
SHOAL CREEK REHABILITATION CENTER		71	35	33%	106
BOCA RATON REHABILITATION CENTER	2	101	3	3%	106
DEPARTMENT OF HEALTH & HUMAN SERVICES		106			106
HEART OF FLORIDA REGIONAL MED CTR		35	71	67%	106
TREASURE COAST MEDICAL ASSOCIATES		2	104	98%	106
MINUTECLINIC LLC #4987		92	14	13%	106
FOUNTAINS OF HOPE LLC, THE		105	1	1%	106
ADVENT HEALTH CENTRA CARE - SANFORD		28	78	74%	106
CENTERSTONE OF FLORIDA		102	4	4%	106
Gulf Coast Healthcare (Longwood Health and Rehab		106			106
JACKSONVILLE KIDS PEDIATRICS, PLLC		88	17	16%	105
ADVENT HEALTH CENTRA CARE - BRANDON		29	76	72%	105
GOLD CHOICE SENIOR COMMUNITIES		75	29	28%	104
BAY VIEW HEALTHCARE		85	19	18%	104
ATLANTIC SHORES NURSING AND REHAB CENTER		103	1	1%	104
DIAGNOSTIC & CLINICAL CARE SERVICES INC DBA		87	17	16%	104
EVENT MED SERVICES LABORATORY		101	2	2%	103
YOUR FAMILY WALK-IN CLINIC		3	100	97%	103
UNIVERSITY MEDICAL CENTER SUITES		90	12	12%	102
SUNFLOWER SPRINGS ASSISTED LIVING		99	3	3%	102
PALMS MEDICAL GROUP HIGH SPRINGS		90	11	11%	101
ARCADIA HEALTH AND REHABILITATION CENTER		100	1	1%	101
FINLAY CLINICAL LABORATORY		28	72	72%	100
EXOSOME DIAGNOSTICS		94	6	6%	100
Consulate Health Care of Port Charlotte		98	2	2%	100
WIMAUMA COMMUNITY HEALTH CENTER		80	20	20%	100
SOUTH BALDWIN REGIONAL MEDICAL CENTER		95	4	4%	99
AVECINA MOBILE		83	16	16%	99
STEWART MEDICAL GROUP		34	65	66%	99
FELLOWSHIP HOME AT THE FAIRWAY LLC		99			99
FG RAPID RESULTS	1	51	47	47%	99
CENTRAL FLORIDA HEALTH CARE		46	52	53%	98
FLOMEDILAB		19	79	81%	98
PLAZA OF HALLANDALE BEACH		98			98
FLORIDA COMMUNITY HEALTH CENTERS INC			98	100%	98
FINLAY CLINICAL LABORATORY INC		28	70	71%	98
GRANDE, THE	2	92	4	4%	98
Chatham Glen Healthcare and Rehabilitation Center		95	2	2%	97
PHYSICIANS REGIONAL CLINIC		82	15	15%	97
AVON PARK PEDIATRICS INC		86	11	11%	97
UNIVERSITY OF MIAMI		1	96	99%	97
HEALTH CENTERS AT BRENTWOOD		96	1	1%	97
FIRST CHOICE PEDIATRICS SEMORAN		74	23	24%	97

COVID-19: testing by laboratory

Data through Dec 19, 2020 verified as of Dec 20, 2020 at 09:25 AM

Data in this report are provisional and subject to change.

The numbers in the table below represent the number of Florida and non-Florida residents for whom test results were received by the Department of Health. A person can be tested by more than one laboratory and can have both positive and negative results. **Therefore, the sum of the numbers in each column will be larger than the total number of people tested.**

Reporting lab	Inconclusive	Negative	Positive	Percent positive	Total
ADVENT HEALTH - LAKE NONA		85	12	12%	97
VIERA MANOR ASSISTED LIVING RESIDENCE		91	6	6%	97
AMA MEDICAL GROUP LLC		81	16	16%	97
ADVENT HEALTH CENTRA CARE - TEMPLE TERRACE		43	53	55%	96
URGENT CARE EXPRESS LLC			96	100%	96
BAYSHORE MEMORY CARE		96			96
PEDIATRIC ASSOCIATES ORLANDO		82	14	15%	96
VISTA MANOR		92	3	3%	95
AMELIA MEDICAL CARE		14	81	85%	95
BAPTIST PRIMARY CARE, INC		90	5	5%	95
VILLAGE PLACE NH LLC		73	22	23%	95
THE TERRACE OF KISSIMMEE		80	15	16%	95
MV MEDICAL PRACTICE DBA PRIMARY URGENT CARE		92	3	3%	95
PEDIATRICS OF GREATER ORLANDO		85	10	11%	95
OSPREY VILLAGE AT AMELIA ISLAND LTD		91	4	4%	95
GLOBAL CENTRAL LABS AT PPD	2	87	6	6%	95
ADVENT HEALTH CENTRA CARE - KISSIMMEE		61	34	36%	95
San Jose Health & Rehabilitation		95			95
24/7 PEDIATRIC CARE CENTERS INC		90	4	4%	94
MONTEFIORE MEDICAL CENTER LABORATORIES - MOSES		86	8	9%	94
DIAGNOSTIC SOLUTIONS		3	91	97%	94
LITTLE PINE PEDIATRICS PLLC		89	5	5%	94
BAPTIST PRIMARY CARE INC		77	17	18%	94
DEVANSH LAB WERKS INC		77	16	17%	93
STATMED QUICK QUALITY CLINIC AT NORTH PINELLAS		65	27	29%	92
ARBOR TRAIL		77	15	16%	92
FLORIDA DEPARTMENT OF HEALTH IN LAKE COUNTY	1	63	28	30%	92
SPRINGS AT BOCA CIEGA BAY,THE		89	2	2%	91
SEMINOLE COUNTY HEALTH DEPARTMENT		73	18	20%	91
FLORIDA HEALTH CARE PLANS			91	100%	91
ADVENT HEALTH CENTRA CARE - ORANGE CITY		14	77	85%	91
NAVY HOSPITAL			91	100%	91
TIFFANY HALL NURSING AND REHAB CENTER		91			91
GEORGIA DEPARTMENT OF PUBLIC HEALTH		1	89	99%	90
ADVENT HEALTH CENTRA CARE - CITRUS PARK		8	82	91%	90
AYERS HEALTH & REHABILITATION CENTER		90			90
WESTCHESTER MEDICAL CENTER		88	2	2%	90
PEDIATRICS BY THE SEA		89	1	1%	90
LIFE CARE CENTER OF WINTER HAVEN		78	12	13%	90
Concordia Village of Tampa AL		90			90
ADVENT HEALTH CENTRA CARE - WATERMAN		78	11	12%	89
SUNLAND MARIANNA COX MEDICAL CENTER		77	12	13%	89
HOLY CROSS HOSPITAL		12	77	87%	89
LEE COUNTY SCHOOL DISTRICT	1	81	6	7%	88
GOVERNOR’S CREEK HEALTH & REHABILITATION		87	1	1%	88
TRADITION MEDICAL CENTER LABORATORY		48	40	45%	88
AVERO DIAGNOSTICS		64	24	27%	88

COVID-19: testing by laboratory

Data through Dec 19, 2020 verified as of Dec 20, 2020 at 09:25 AM

Data in this report are provisional and subject to change.

The numbers in the table below represent the number of Florida and non-Florida residents for whom test results were received by the Department of Health. A person can be tested by more than one laboratory and can have both positive and negative results. **Therefore, the sum of the numbers in each column will be larger than the total number of people tested.**

Reporting lab	Inconclusive	Negative	Positive	Percent positive	Total
SURREY PLACE CARE CENTER		83	5	6%	88
AMEERAH LABS, LLC		68	20	23%	88
LAKEVIEW TERRACE RETIREMENT COMMUNITY		86	2	2%	88
HEALTH CARE DISTRICT OF PALM BEACH COUNTY MAIN OFFICE	1	9	78	89%	88
CONEY ISLAND HOSPITAL		87	1	1%	88
DAIRY ROAD URGENT CARE		54	33	38%	87
KEYS MEDICAL GROUP			87	100%	87
KALEIDA HEALTH CENTER FOR LABORATORY		81	6	7%	87
PACIFIC ANALYTICS			87	100%	87
WOOD LAKE HEALTH AND REHABILITATION CENTER		87			87
SPRINGS AT LAKE POINTE WOODS		85	2	2%	87
BRANDON HEALTH AND REHABILITATION CENTER	1	85	1	1%	87
SMILEY MEDICAL GROUP		59	28	32%	87
HURLBURT FIELD CLINIC		39	48	55%	87
WHITE PLAINS HOSPITAL CENTER LAB		87			87
ATLANTIC URGENT CARE		57	30	34%	87
DAYSPRING VILLAGE		85	1	1%	86
NAPLES CHILDREN'S URGENT CARE		72	14	16%	86
FAST TRACK URGENT CARE CENTER - RIVERVIEW			85	100%	85
MIAMI SHORES NURSING & REHAB		85			85
HAVEN OF OUR LADY OF PEACE INC		85			85
W. FRANK WELLS NURSING HOME		84	1	1%	85
PEDIATRIC ASSOCIATES OF OCALA PA		76	9	11%	85
ADVENT HEALTH CENTRA CARE - SOUTH ORANGE		69	16	19%	85
FREEDOM INN AT TARPON SPRINGS		81	4	5%	85
WHITE WILSON MEDICAL IMMEDIATE CARE NICEVILLE		1	84	99%	85
JACKSONVILLE NURSING AND REHAB CENTER		83	2	2%	85
PINES OF SARASOTA GARDEN		84			84
ADVENT HEALTH - PALM HARBOR ER		64	20	24%	84
RDV SPORTSPLEX PEDIATRICS		68	16	19%	84
ASCENSION MEDICAL GROUP		1	83	99%	84
ST MARK ASSISTED LIVING CENTER	1	71	11	13%	83
BROWARD HEALTH CORAL SPRINGS EPIDEMIOLOGY DEPT		1	82	99%	83
HOBDAIR FAMILY HEALTH LLC		55	28	34%	83
THE WELLNESS CENTER AT LAKEWOOD RANCH			83	100%	83
NORTH FLORIDA PEDIATRICS PA - DUVAL		80	3	4%	83
MD 365 MEDICAL CARE		82	1	1%	83
THE COURTYARD ASSISTED LIVING		79	4	5%	83
MORSELIFE MEMORY CARE RESIDENCE		82	1	1%	83
OAKS OF KISSIMMEE HEALTH AND REHABILITATION CENTER		83			83
DISCOVERY VILLAGE AT NAPLES		83			83
LEESBURG PEDIATRICS		78	5	6%	83
LAKE HOUSE ASSISTED LIVING		68	15	18%	83
CABANA AT JENSEN DUNES, THE		83			83
LAB		29	53	65%	82
HERON CLUB AT PRESTANCIA		80	2	2%	82
THE PAVILION FOR HEALTH CARE		72	10	12%	82

COVID-19: testing by laboratory

Data through Dec 19, 2020 verified as of Dec 20, 2020 at 09:25 AM

Data in this report are provisional and subject to change.

The numbers in the table below represent the number of Florida and non-Florida residents for whom test results were received by the Department of Health. A person can be tested by more than one laboratory and can have both positive and negative results. **Therefore, the sum of the numbers in each column will be larger than the total number of people tested.**

Reporting lab	Inconclusive	Negative	Positive	Percent positive	Total
BORLAND GROOVER CLINIC	1	68	13	16%	82
NSPIRE HEALTHCARE TAMARAC		80	2	2%	82
FAST TRACK URGENT CARE CENTER - WESTCHASE			82	100%	82
MIRACLE HILL NURSING & REHABILITATION CENTER INC		80	2	2%	82
MIDWAY PRIMARY CARE, LLC		79	2	2%	81
BOND CLINIC PA PEDIATRICS DEPT		69	12	15%	81
VIERA HOSPITAL			81	100%	81
ADVENT HEALTH CENTRA CARE - HUNTERS CREEK	3	37	41	51%	81
UNIVERSITY HEALTH SYSTEM INC		73	8	10%	81
GRACE PEDIATRICS		66	15	19%	81
CLYDE E LASSEN STATE VETERANS NURSING HOME		56	24	30%	80
QUICK CARE MED PL CR		77	3	4%	80
CITRUS MEMORIAL HEALTH SYSTEM LAB		2	78	98%	80
FAMILY CARE PARTNERS OF NE FLORIDA LLC		45	35	44%	80
SEASIDE HEALTH AND REHABILITATION CENTER		24	56	70%	80
PATRIOT MEDICAL LABORATORIES		77	2	3%	79
VIERA HOSPITAL, INC		63	16	20%	79
EDGEWATER AT WATERMAN VILLAGE		78	1	1%	79
CAREMOUNT MEDICAL - PATHOLOGY		77	2	3%	79
NITE LITE PEDIATRICS – JACKSONVILLE		76	2	3%	78
Ocala Health and Rehabilitation Center		76	2	3%	78
VETERANS AFFAIRS MEDICAL CENTER - PALO ALTO		28	50	64%	78
DE LUNA HEALTH AND REHABILITATION CENTER		77	1	1%	78
JUPITER MEDICAL CENTER URGENT CARE			78	100%	78
LUIS A GHIGLINO MD PA		76	2	3%	78
BAY VUE NURSING AND REHABILITATION CENTER		74	3	4%	77
JOHN KNOX VILLAGE OF FLORIDA ALF	1	75	1	1%	77
CONSULATE HEALTH CARE OF SARASOTA		77			77
Lakeside Nursing and Rehabilitation Center		69	8	10%	77
FAST TRACK URGENT CARE CENTER - SOUTH TAMPA			77	100%	77
TGH URGENT CARE – SEMINOLE			77	100%	77
Advent health care center Celebration		74	3	4%	77
CBS LABS OF TAMPA LLC		3	74	96%	77
NO FLORIDA PEDIATRICS, PA		71	6	8%	77
TRUE NORTH HEALTH NAVIGATION LLC DBA DISPATCHHEALTH	1	60	16	21%	77
ORANGE CITY NURSING AND REHAB		75	2	3%	77
Heritage Park Rehabilitation & Healthcare		75	1	1%	76
CATHOLIC HEALTH SYSTEM DEPT LABORATORY		74	2	3%	76
NORTH PORT REHABILITATION AND NURSING CENTER		75	1	1%	76
DYNAMIC MEDICAL USA			76	100%	76
Courtyards of Orlando Care Center		75	1	1%	76
DIAGNOSTIC LABORATORY OF OKLAHOMA		62	14	18%	76
ESTERO ISLAND MEDICAL CENTER		62	14	18%	76
FIRST QUALITY LABORATORY		68	8	11%	76
SOUTH BALDWIN MEDICAL CENTER GULF SHORES		62	13	17%	75
SIGNATURE HEALTHCARE OF PORT CHARLOTTE		70	5	7%	75
SARAPATH DIAGNOSTICS			75	100%	75

COVID-19: testing by laboratory

Data through Dec 19, 2020 verified as of Dec 20, 2020 at 09:25 AM

Data in this report are provisional and subject to change.

The numbers in the table below represent the number of Florida and non-Florida residents for whom test results were received by the Department of Health. A person can be tested by more than one laboratory and can have both positive and negative results. **Therefore, the sum of the numbers in each column will be larger than the total number of people tested.**

Reporting lab	Inconclusive	Negative	Positive	Percent positive	Total
NOAH CLINICAL LABORATORY		63	11	15%	74
SAMANTHA WILSON CARE CENTER		73	1	1%	74
KORGENE LAB		22	52	70%	74
SANDY RIDGE CENTER FOR REHABILITATION AND HEALING		71	3	4%	74
ISLAND URGENT CARE PLLC DBA AFC URGENT CARE		73	1	1%	74
ASAP LABS LLC		71	3	4%	74
MAGNOLIA DIAGNOSTIC		1	73	99%	74
WINDSOR REFLECTIONS		74			74
CONSULATE HEALTH CARE – LAKE MARY		72	1	1%	73
QUEENS HOSPITAL CENTER		71	2	3%	73
VILLAS OF HOLLY BROOK - BRADENTON 14TH		73			73
SCOTT LAKE HEALTH AND REHABILITATION CENTER		71	2	3%	73
ADVENT HEALTH CENTRA CARE - WINTER GARDEN		13	60	82%	73
PREDICTIVE LABORATORIES, INC	1	67	5	7%	73
HEALTH PARK CARE CENTER		73			73
Madison Health and Rehabilitation Center		42	30	42%	72
PINELLAS CARE CENTER		47	25	35%	72
EXCEL PEDIATRICS		54	18	25%	72
HAVEN OF OUR LADY OF PEACE		72			72
SOUTH CAMPUS FACILITY INC		67	4	6%	71
MEMORY CARE OF NAPLES		71			71
HIGHLANDS MEDICAL CENTER		69	2	3%	71
BROOKDALE OVIEDO		69	2	3%	71
WELLNOW URGENT CARE PC		71			71
AMMON LABS		61	10	14%	71
CHAUTAUQUA REHABILITATION AND NURSING CENTER		70	1	1%	71
ADVANCED LAB		67	4	6%	71
QPS, LLC		69	1	1%	70
MEMORIAL MANOR		70			70
PLYMOUTH HOME FOR ADULTS, INC.	8	61	1	1%	70
LAKE MORTON PLAZA☐		67	3	4%	70
SUNCOAST COMMUNITY HEALTH CENTERS PEDIATRICS		21	49	70%	70
Highlands Regional Hospital		63	7	10%	70
HUNT CLUB PEDIATRIC ASSOCIATES PA		47	23	33%	70
BROWARD HEALTH MEDICAL CENTER		3	67	96%	70
PROMEDICA LABORATORIES		21	49	70%	70
ARBOR GLEN AT ARBOR TRACE		62	7	10%	69
CLEVELAND CLINIC FOUNDATION		12	57	83%	69
CHILDREN MED CARE INC		57	12	17%	69
BIODESIX, INC.		53	16	23%	69
AMERICAN HOUSE-BONITA SPRINGS☐		68	1	1%	69
SIMED LABORATORY		57	12	17%	69
KINDRED HOSPITAL	5	63	1	1%	69
USF HEALTH MORSANI CENTER		5	64	93%	69
HERITAGE HEALTHCARE AND REHABILITATION CENTER		69			69
ERIE COUNTY MEDICAL CTR CLINICAL LABS		66	3	4%	69
LIFE BRITE		66	2	3%	68

COVID-19: testing by laboratory

Data through Dec 19, 2020 verified as of Dec 20, 2020 at 09:25 AM

Data in this report are provisional and subject to change.

The numbers in the table below represent the number of Florida and non-Florida residents for whom test results were received by the Department of Health. A person can be tested by more than one laboratory and can have both positive and negative results. **Therefore, the sum of the numbers in each column will be larger than the total number of people tested.**

Reporting lab	Inconclusive	Negative	Positive	Percent positive	Total
SUNCOAST OPTIMAL WELLNESS		23	45	66%	68
LABFIRST - DEPARTMENT OF PATHOLOGY		67	1	1%	68
HEALTH FIRST - PALM BAY HOSPITAL		2	66	97%	68
ADVENTHEALTH EXPRESSCARE		45	22	33%	67
EAST NEW YORK DIAGNOSTIC AND TREATMENT		64	3	4%	67
SOUTH GEORGIA MEDICAL CENTER		48	19	28%	67
SOUTHWEST ORLANDO FAMILY MEDICINE, PL		59	8	12%	67
NATURE COAST MEDICAL GROUP		48	19	28%	67
AEL- MEMPHIS		17	50	75%	67
STONY BROOK UNIVERSITY MEDICAL CENTER		59	8	12%	67
NO FLORIDA PEDIATRICS, PA - BRADFORD		56	11	16%	67
MEDEX MEDICAL EXPRESS OF PALATKA			66	100%	66
LATE HOURS URGENT CARE		47	19	29%	66
LABCORP RTP		28	38	58%	66
Oakhurst Center		65			65
Heartland Healthcare of Ft. Myers		65			65
VIERA DEL MAR HEALTH AND REHABILITATION CENTER		63	2	3%	65
PALMETTO FAMILY HEALTHCARE		23	42	65%	65
DISCOVERY VILLAGE AT MELBOURNE		64	1	2%	65
LAB PLUS, LLC AT SAINT THOMAS WEST HOSPITAL		50	14	22%	64
WATERMARK LAKE POINTE WOODS LLC		64			64
ARDEN COURTS OF TAMPA		64			64
PHYSICIAN PARTNERS PERRY		42	22	34%	64
FARAH MEDICAL		63	1	2%	64
ADVENT HEALTH CENTRA CARE - POINCIANA		24	40	63%	64
OUT OF STATE		40	24	38%	64
MINUTECLINIC DIAGNOSTIC OF SOUTH CAROLINA, LLC		58	6	9%	64
ASSOCIATED CLINICAL LABORATORIES		58	6	9%	64
TGH URGENT CARE - TYRONE		2	62	97%	64
URINEGOODHANDS LLC		62	2	3%	64
JOSEPH L MORSE GERIATRIC CENTER	2	59	2	3%	63
F&T MEDICAL RESEARCH, INC		63			63
WADSWORTH HEALTH CENTER		60	3	5%	63
EISENHOWER ARMY MEDICAL CENTER		59	4	6%	63
VIERA HEALTH AND REHABILITATION CENTER		62	1	2%	63
PLANTATION GENERAL HOSPITAL CLINICAL LAB		26	37	59%	63
ALL FLORIDA FAMILY AND SPORTS MEDICINE		56	7	11%	63
APC PEDIATRICS AT RYE ROAD MEDICAL PARK		63			63
LAKE VIEW CARE CENTER AT DELRAY		62	1	2%	63
ST VINCENT'S BIRMINGHAM		58	4	6%	62
Cross Terrace REhabilitation		61	1	2%	62
HUNTSVILLE HOSPITAL LABORATORY		46	16	26%	62
RIDGEWOOD DIAGNOSTIC LABORATORY		60	2	3%	62
HOLISTIX TREATMENT CENTERS		58	4	6%	62
PONTE VEDRA GARDENS		61	1	2%	62
PALM BEACH PEDIATRICS PA	1	52	9	15%	62
NEMOURS CHILDREN'S PRIMARY CARE		51	11	18%	62

COVID-19: testing by laboratory

Data through Dec 19, 2020 verified as of Dec 20, 2020 at 09:25 AM

Data in this report are provisional and subject to change.

The numbers in the table below represent the number of Florida and non-Florida residents for whom test results were received by the Department of Health. A person can be tested by more than one laboratory and can have both positive and negative results. **Therefore, the sum of the numbers in each column will be larger than the total number of people tested.**

Reporting lab	Inconclusive	Negative	Positive	Percent positive	Total
SUMMER VISTA ASSISTED LIVING		37	25	40%	62
MIAMI BEACH COMMUNITY HEALTH CENTER			62	100%	62
DOUGLAS T JACOBSON STATE VETERANS HOME		62			62
FINNISH AMERICAN REST HOME-ALF		60	2	3%	62
CROSS POINTE CARE CENTER		61			61
BOND CLINIC, PA		43	18	30%	61
CENTRAL BALDWIN IMMEDIATE CARE & FAMILY PRACTICE		48	13	21%	61
FAST TRACK URGENT CARE CENTER - BRANDON			61	100%	61
PRIMARY CARE SOUTH INC			61	100%	61
WINDSOR OAKS		60	1	2%	61
SUNY UPSTATE MEDICAL UNIVERSITY		57	4	7%	61
MANOR CARE OF BOYNTON BEACH LLC		61			61
CLEARWATER STATMED QUICK QUALITY CLINICS		29	32	52%	61
S-H THIRTY-FIVE OPCO- PORT ST LUCIE, LLC	1	60			61
EMERALD COAST HOSPICE		60	1	2%	61
CL BRUMBACK PRIMARY CARE CLINICS		16	45	74%	61
CANOPY ON BERRYHILL, THE		48	13	21%	61
MED EXPRESS		6	54	90%	60
PHYSICIANS REGIONAL MEDICAL CENTER - PINE RIDGE		18	42	70%	60
VILLA MARIA WEST SKILLED NURSING FACILITY		54	6	10%	60
EXACT SCIENCES LABORATORIES, LLC		15	45	75%	60
VIPEDIATRICS PLLC		57	3	5%	60
ATRIUM AT LIBERTY PARK		59	1	2%	60
DOLPHIN POINTE HEALTH CARE LLC		50	10	17%	60
PALMS FACILITY INC		59	1	2%	60
Centre Pointe Health and Rehabilitation Center		58	1	2%	59
MINNESOTA TWINS		56	3	5%	59
MILLER BIOCONNECT		43	16	27%	59
SENIOR LIVING VII TAMPA LLC	1	51	7	12%	59
HCSO OCCUPATIONAL HEALTH AND WELLNESS CENTER		44	15	25%	59
URGENT CARE TCMA			59	100%	59
The Grove Health and Rehabilitation		43	16	27%	59
FLORIDA PEDIATRIC GROUP		27	32	54%	59
CHIPOLA MEDICAL ASSOCIATES, LLC		36	23	39%	59
INTERNAL LAB		50	9	15%	59
BIOTECH		52	7	12%	59
POINTE, THE		56	2	3%	58
CENTRA CARE POINCIANA	1	45	12	21%	58
REDI MED LLC			58	100%	58
THE CANOPY AT BERRYHILL		58			58
AMERICAN FAMILY MEDICAL		48	10	17%	58
MD LABS		34	24	41%	58
MINUTECLINIC LLC #3255		51	7	12%	58
EMBRY RIDDLE AERONAUTICAL UNIVERSITY HEALTH SERVICES			58	100%	58
WASHINGTON REHABILITATION AND NURSING CENTER		51	7	12%	58
Quail Run Health Care Center		58			58
Margate Health and Rehabilitation Center		56	2	3%	58

COVID-19: testing by laboratory

Data through Dec 19, 2020 verified as of Dec 20, 2020 at 09:25 AM

Data in this report are provisional and subject to change.

The numbers in the table below represent the number of Florida and non-Florida residents for whom test results were received by the Department of Health. A person can be tested by more than one laboratory and can have both positive and negative results. **Therefore, the sum of the numbers in each column will be larger than the total number of people tested.**

Reporting lab	Inconclusive	Negative	Positive	Percent positive	Total
ISLAND COAST PEDIATRICS		56	2	3%	58
STONY BROOK SOUTHAMPTON		57	1	2%	58
SMA LAB		8	50	86%	58
ASCENSION SACRED HEART BAY LABORATORY		54	3	5%	57
KAPG FLEMING ISLAND SENIOR HOUSING OPCO LLC	1	56			57
EAST ALABAMA MEDICAL CENTER LABORATORY		49	8	14%	57
ORANGE BLOSSOM FAMILY HEALTH		52	5	9%	57
HARBORCHASE OF NAPLES		50	7	12%	57
ANTHEM LAKES LLC		57			57
LABCORP EMPLOYER SERVICES		57			57
GULF COAST MEDICAL CENTER		55	2	4%	57
MILLENIUM PHYSICIANS GROUP		1	56	98%	57
J FRANK AVEY MD		46	11	19%	57
UNIVERSITY OF NORTH FLORIDA STUDENT HEALTH		54	3	5%	57
GENPATH			56	100%	56
PROJECT HEALTH INC		46	10	18%	56
Crystal Health & Rehab Center		56			56
MOBILE PHYSICIAN SERVICES INC		54	2	4%	56
FLAGLER COLLEGE HEALTH SERVICES		39	17	30%	56
FAST TRACK URGENT CARE CENTER - WESLEY CHAPEL			56	100%	56
KR at Hillsborough Lakes/Lutz Healthcare		54	1	2%	55
TWIN CREEKS ASSISTED LIVING & MEMORY CARE		53	2	4%	55
SONATA HUNTERS CREEK		47	8	15%	55
DAYSPRING SENIOR LIVING LLC		54	1	2%	55
PROMPT CARE OF CENTRAL FLORIDA			55	100%	55
MD 365 MEDICAL CARE PLLC		55			55
WORKPLACE SCREENING INTELLIGENCE			55	100%	55
HOLIDAY CVS LLC DBA CVS/PHARMACY #0440		55			55
CHILDRENS CLINIC WEST FLORIDA PEDIATRICS		54	1	2%	55
Sunnyside Nursing Home		53	2	4%	55
ALZHEIMERS CARE CENTER OF VIERA LTD		36	19	35%	55
PALM BAY URGENT CARE		28	27	49%	55
CLERMONT HEALTH AND REHAB		40	14	26%	54
CENTRA CARE - CONWAY		21	33	61%	54
Solaris Senior Living North Naples ALF		49	5	9%	54
MINUTECLINIC LLC #1807		46	8	15%	54
SARASOTA CO. HEALTH DEPT # 58		40	14	26%	54
CRAIG BERGER MD PL D/B/A BAY AREA EYE INSTITUTE		54			54
Life Care Center of Sarasota		45	9	17%	54
ALTERNATIVE LIVING, INC DBA TWIN CITIES PAVILION		54			54
TIFFANY HALL NURSING AND REHAB		44	10	19%	54
HUNTINGTON HOSPITAL LABORATORY		52	2	4%	54
CORAL GABLES NURSING & REHABILITATION CENTER		47	7	13%	54
DOCTORS MEMORIAL FAMILY PRACTICE	2	42	10	19%	54
FAMILY HEALTH CENTERS OF SOUTHWEST FLORIDA INC		34	20	37%	54
ST. CLOUD MEDICAL GROUP		54			54
UNITED LABORATORY SERVICES CORPORATION		38	16	30%	54

COVID-19: testing by laboratory

Data through Dec 19, 2020 verified as of Dec 20, 2020 at 09:25 AM

Data in this report are provisional and subject to change.

The numbers in the table below represent the number of Florida and non-Florida residents for whom test results were received by the Department of Health. A person can be tested by more than one laboratory and can have both positive and negative results. **Therefore, the sum of the numbers in each column will be larger than the total number of people tested.**

Reporting lab	Inconclusive	Negative	Positive	Percent positive	Total
IQBAL A FARUQUI MD		42	11	21%	53
FOUNTAIN INN NURSING & REHABILITATION CTR, INC		50	3	6%	53
TAVARES PEDIATRICS		50	3	6%	53
NXGEN MDX		19	34	64%	53
VILLAGE PEDIATRICS LLC		43	10	19%	53
ARCPPOINT LABS OF SARASOTA MANATEE		1	52	98%	53
BENTON HOUSE AT OAKLEAF		51	2	4%	53
CARENOW LAKE MARY			52	100%	52
ADVENT HEALTH		49	3	6%	52
BAY EDUCATORS WELLNESS CENTER		31	21	40%	52
BIO-TECH CLINICAL LABORATORIES		19	33	63%	52
VETERANS AFFAIRS MEDICAL CENTER - GULF COAST		27	25	48%	52
WILSON MEMORIAL REGIONAL MEDICAL CENTER		49	3	6%	52
HOLLEY NAVARRE MEDICAL CLINIC		32	20	38%	52
PARKSIDE INN		52			52
VETERANS AFFAIRS ORLANDO VA MEDICAL CENTER			52	100%	52
US MEDICAL CARE, INC		44	8	15%	52
ROSECASTLE OF CITRUS		52			52
REGENTS PARK OF BOCA RATON		49	2	4%	51
NCH DOWNTOWN NAPLES HOSPITAL		1	50	98%	51
ADVENTHEALTH MEDICAL GROUP FAMILY MEDICINE AT		42	9	18%	51
DB MD		47	4	8%	51
Q ANSWER LAB	1	23	27	53%	51
EAGLES WATCH CLUSTER		42	9	18%	51
CITRUS MEMORIAL HOSPITAL			51	100%	51
MICRO PATH LABORATORIES INC		49	2	4%	51
GULFVIEW MEDICAL INSTITUTE		51			51
GV NAPLES OPCO, LLC		50			50
BROOKDALE FORT MYERS THE COLONY		50			50
PIONEER CLINICAL LAB LLC		28	22	44%	50
CENTURY CENTER FOR REHABILITATION & HEALING		37	13	26%	50
DOS OF NORTH SHORES NURSING & REHAB CENTER		50			50
SNH BRFL TENANT LLC		50			50
GATEWAY CARE CENTER		50			50
MED COMP SCIENCES			50	100%	50
ADVENT HEALTH - PALM COAST			49	100%	49
NITE LITE PEDIATRICS - PORT ST. LUCIE		42	7	14%	49
SOLARIS SENIOR LIVING NORTH NAPLES		48	1	2%	49
USF		1	48	98%	49
HEARTLAND PEDIATRICS OF LAKE PLACID PA		39	10	20%	49
SANDY PINES	2	45	2	4%	49
SOMERBY LAKE NONA		48	1	2%	49
SONATA BOCA RATON		48	1	2%	49
LENOX HILL HOSPITAL		45	4	8%	49
PHYSICIANS PRIMARY CARE OF SOUTHWEST FLORIDA		39	10	20%	49
NAPLES PEDIATRICS INC		43	5	10%	48
GENEDX		36	12	25%	48

COVID-19: testing by laboratory

Data through Dec 19, 2020 verified as of Dec 20, 2020 at 09:25 AM

Data in this report are provisional and subject to change.

The numbers in the table below represent the number of Florida and non-Florida residents for whom test results were received by the Department of Health. A person can be tested by more than one laboratory and can have both positive and negative results. **Therefore, the sum of the numbers in each column will be larger than the total number of people tested.**

Reporting lab	Inconclusive	Negative	Positive	Percent positive	Total
AFC PHYSICIANS OF FLORIDA		37	11	23%	48
SOFT CELL LABORATORIES		45	3	6%	48
LAKEVIEW INTERNAL MEDICINE		23	25	52%	48
BAY CENTER HURRICANE SHELTER		48			48
ADVENT HEALTH CENTRA CARE - EAST ORLANDO		21	27	56%	48
BIOIQ			48	100%	48
SONATA COCONUT CREEK		35	13	27%	48
PEDIATRIC CARE CENTER- JACKSONVILLE BEACH		19	28	60%	47
KENDALL REGIONAL MEDICAL CENTER LAB	3		44	94%	47
INTERLAB		1	46	98%	47
ST ANTHONYS REHABILITATION HOSPITAL	1	45	1	2%	47
CENTRAL FLORIDA HEALTHCARE GROUP LLC		40	7	15%	47
ALLEGRO		47			47
ALEXANDER NININGER STATE VETERANS		47			47
FHMG LAKE MARY PEDS		40	7	15%	47
NORTH SHORE UNIVERSITY HOSPITAL LABORATORY		43	4	9%	47
ALLIANCE PEDIATRICS		24	23	49%	47
TRINITY AL SENIOR HOUSING LLC		44	3	6%	47
LECONTE MEDICAL CENTER LAB		36	11	23%	47
INDIGO MANOR		17	30	64%	47
AFTER HOURS PEDIATRICS INC		1	46	98%	47
FAWCETT MEMORIAL HOSPITAL LABORATORY			47	100%	47
ST FRANCIS HOSPITAL		41	6	13%	47
EAST MANATEE FAMILY	1	1	44	96%	46
H LEE MOFFITT CANCER CENTER MICRO		46			46
CARE ONE OF FLORIDA LLC		12	34	74%	46
CHILDREN'S HOSPITAL OF ALABAMA		45	1	2%	46
BIG BOCA SMILES LLC		45	1	2%	46
ADVENT HEALTH CENTRA CARE - SAND LAKE		17	29	63%	46
ST MARK VILLAGE		43	3	7%	46
PALMS EDGE		43	3	7%	46
PREMIER PLACE HEALTHCARE AT THE GLENVIEW		46			46
HARTFORD HEALTH SERVICES LLC		46			46
ZON BEACHSIDE LLC		37	9	20%	46
FAMILY EXTENDED CARE OF CENTRAL TAMPA		46			46
ALTAMONTE PEDIATRIC ASSOCIATES		31	14	31%	45
SOUTHPORT SQUARE HARBOUR HEALTH		45			45
KINDRED HOSPITAL THE PALM BEACHES		43	2	4%	45
MINUTECLINIC LLC #3637		33	12	27%	45
UNIVERSITY OF CENTRAL FLORIDA HEALTH SERVICES		45			45
BARRY UNIVERSITY STUDENT HEALTH SERVICES		35	10	22%	45
ADVENT HEALTH MEDICAL GROUP OB GYN AT		39	6	13%	45
PEDIATRIC SPECIALISTS MEDICAL GROUP	1	43	1	2%	45
RESTORE HEALTH URGENT CARE		18	27	60%	45
ALLIANCE OF PHYSICIANS AGAINST COVID-19			44	100%	44
CARITHERS PEDIATRIC GROUP		32	12	27%	44
MOOSEHAVEN LIFE CARE CENTER		44			44

COVID-19: testing by laboratory

Data through Dec 19, 2020 verified as of Dec 20, 2020 at 09:25 AM

Data in this report are provisional and subject to change.

The numbers in the table below represent the number of Florida and non-Florida residents for whom test results were received by the Department of Health. A person can be tested by more than one laboratory and can have both positive and negative results. **Therefore, the sum of the numbers in each column will be larger than the total number of people tested.**

Reporting lab	Inconclusive	Negative	Positive	Percent positive	Total
SUMMIT AT VENICE	2	41	1	2%	44
VISITING PHYSICIANS ASSOCIATION		40	4	9%	44
JAMES A HALEY VETERANS HOSPITAL			44	100%	44
FRICKS PHARMACY		34	10	23%	44
SEMINOLE SPORTS AND FAMILY MEDICINE		43	1	2%	44
HARBORCHASE OF VERO BEACH		41	3	7%	44
PEDIATRICS OF CENTRAL FLORIDA – SAINT CLOUD	2	40	2	5%	44
MY CLINICAL LAB INC		4	40	91%	44
PALM BAY PEDIATRICS		33	11	25%	44
ELMCROFT OF BELLA VITA□		36	8	18%	44
HEALTH FIRST - CAPE CANAVERAL HOSPITAL		1	42	98%	43
SOUTHEAST ALABAMA MEDICAL CENTER			43	100%	43
WINTER GARDEN REHAB AND NURSING CENTER		40	3	7%	43
ADVENTHEALTH CENTRA CARE WINTER HAVEN		1	42	98%	43
STUART URGENT CARE			43	100%	43
BAPTIST MEDICAL CENTER SOUTH		32	11	26%	43
ISLAND DOCTORS			43	100%	43
Guardian Care Nursing and Rehabilitation Center		43			43
ADVENT HEALTH - LAKE MARY		35	8	19%	43
BRANCH MEDICAL CLINIC			43	100%	43
MEDIPATH LLC			42	100%	42
TROY REGIONAL MEDICAL CENTER		34	8	19%	42
A COUNTRY PLACE ASSISTED LIVING FACILITY		42			42
CATHOLIC HEALTH SERVICES REGIONAL LAB		38	4	10%	42
FLORIDA HEALTH CARE		6	36	86%	42
ORLANDO HEALTH AND REHAB CENTER		7	35	83%	42
QUOTIENT SCIENCES			42	100%	42
NAVARRE GARDENS		41	1	2%	42
Darcy Hall Of Life Care		42			42
FLORIDA HOSPITAL		26	16	38%	42
FORT MYERS REHABILITATION AND NURSING CENTER		40	2	5%	42
Atlantic Shore Nursing and Rehab		42			42
ADVENT HEALTH - MOUNT DORA		6	36	86%	42
FLORIDA HOSPITAL NEW SMYRNA		4	37	90%	41
REDI-MED WALK-IN FAMILY CARE			41	100%	41
SUNNY HILLS ALF OF SEBRING INC		38	3	7%	41
PRECISION HEALTH SOLUTIONS LAB		9	32	78%	41
CENTRA CARE – APOPKA	1	2	38	93%	41
PEDIATRICS OF CENTRAL FLORIDA KISSI		33	8	20%	41
RITECARE MED CTR H			41	100%	41
PANAMA PHARMACY	2	35	4	10%	41
STEINHATCHEE FAMILY MEDICAL CENTER□		36	4	10%	40
FAMILY EXTENDED CARE OF WINTER HAVEN		39	1	3%	40
BioReference Laboratories, Inc		6	34	85%	40
PRIDE DIAGNOSTICS		24	16	40%	40
PRIME HEALTH OF NORTH PORT LLC		36	4	10%	40
WELL HEALTH WORKS		39	1	3%	40

COVID-19: testing by laboratory

Data through Dec 19, 2020 verified as of Dec 20, 2020 at 09:25 AM

Data in this report are provisional and subject to change.

The numbers in the table below represent the number of Florida and non-Florida residents for whom test results were received by the Department of Health. A person can be tested by more than one laboratory and can have both positive and negative results. **Therefore, the sum of the numbers in each column will be larger than the total number of people tested.**

Reporting lab	Inconclusive	Negative	Positive	Percent positive	Total
DAVID POSNACK JEWISH DAY SCHOOL		40			40
HEALTH DESIGNS		34	6	15%	40
CERTUS MTD OPCP LLC		39	1	3%	40
ROSECASTLE AT DELANEY CREEK		38	1	3%	39
BAY COUNTY JAIL ANNEX		34	5	13%	39
POPLAR HEALTHCARE PLLC	1	11	27	69%	39
NEXT MOLECULAR ANALYTICS		9	30	77%	39
Peninsula Care and Rehab		37	2	5%	39
BRONX LEBANON HOSPITAL-MEDICAL CENTER		36	3	8%	39
CLINICAL RESEARCH SEQUENCING PLATFORM		8	31	79%	39
ROCKLEDGE REGIONAL MEDICAL CENTER		30	9	23%	39
URGENT CARE & WELLNESS CENTER		10	29	74%	39
TGH URGENT CARE POWERED BY FAST TRACK			39	100%	39
INN AT THE FOUNTAINS, THE		34	5	13%	39
ADVENT HEALTH EXPRESS CARE		3	36	92%	39
EXPERTUS LABORATORIES INC		13	26	67%	39
MEDEX MEDICAL EXPRESS OF PALATKA LLC			39	100%	39
CLERMONT HEALTH AND REHABILITATION CENTER		39			39
BOND CLINIC, PA		9	29	76%	38
CLARE BRIDGE OF SARASOTA		37	1	3%	38
ADVENT HEALTH - LAKE WALES		28	10	26%	38
BOND CLINIC PA		8	30	79%	38
CAPITAL REGIONAL MEDICAL CENTER		2	36	95%	38
Cross Landings Health and Rehabilitation		38			38
AMERICAN FAMILY MEDICAL LLC		24	14	37%	38
PALM RIVER COMMUNITY HEALTH CENTER		33	5	13%	38
RAINBOW PEDIATRICS PC LLC / BREAKFAST POINT		38			38
CLINICA HISPANA			38	100%	38
UNIVERSITY OF ALABAMA		35	3	8%	38
BROWARD HEALTH MEDICAL CENTER CLINICAL LAB			38	100%	38
NEW YORK PRESBYTERIAN - QUEENS DIAGNOSTIC		37	1	3%	38
HOMEWOOD RESIDENCE AT FREEDOM PLAZA		37	1	3%	38
FIRST CHOICE URGENT CARE		10	28	74%	38
FLORIDA MEDICAL CLINIC PA		35	3	8%	38
RIVER TOWN DIAGNOSTIC LLC		13	25	66%	38
ADVANCED MEDICAL GROUP		1	37	97%	38
MINUTECLINIC LLC #3648		33	4	11%	37
FLORIDA ATLANTIC UNIVERSITY STUDENT HEALTH		26	11	30%	37
PINNACLES PEDS CARE PA		37			37
ROCHESTER GENERAL HOSPITAL LABORATORY		36	1	3%	37
PENNSYLVANIA DEPT OF HEALTH		20	17	46%	37
SONNIS PEDIATRICS PA		36	1	3%	37
PONCE THERAPY CARE CENTER		34	3	8%	37
SOMERBY OF SANTA ROSA BEACH		35	2	5%	37
SARATOGA HOSPITAL LABORATORY		34	3	8%	37
PATHOGENIUS LABORATORIES		30	7	19%	37
FLORIDA HEART & VASCULAR MULTISPECIALTY GROUP PA		27	10	27%	37

COVID-19: testing by laboratory

Data through Dec 19, 2020 verified as of Dec 20, 2020 at 09:25 AM

Data in this report are provisional and subject to change.

The numbers in the table below represent the number of Florida and non-Florida residents for whom test results were received by the Department of Health. A person can be tested by more than one laboratory and can have both positive and negative results. **Therefore, the sum of the numbers in each column will be larger than the total number of people tested.**

Reporting lab	Inconclusive	Negative	Positive	Percent positive	Total
MACADAMS HOME HEALTH AGENCY		37			37
THE COLLIER AT NAPLES		36	1	3%	37
ONE MILO		37			37
FHMG_CTR FOR SENIOR HEALTH		32	5	14%	37
BOULEVARD REHABILITATION CENTER		24	13	35%	37
SUMMIT MEDICAL GROUP		33	4	11%	37
MAINSTREAM DIAGNOSTIC LABORATORY LLC		31	5	14%	36
COOPER FAMILY MEDICAL, PLLC		31	5	14%	36
BVL/LITTLE ANGEL PEDIATRICS		36			36
PORT SAINT LUCIE HOSPITAL		36			36
LOURDES HOSPITAL INC		34	2	6%	36
CYPRESS COVE		34	2	6%	36
PALM HARBOR FAMILY PRACTICE & WALK-IN		20	16	44%	36
BENTON HOUSE OF ST. JOHNS		36			36
OPPENHEIMER PLASTIC SURGERY LLC		34	2	6%	36
CHARLES CROFT MD	1	35			36
DOH-WEST PALM BEACH BRANCH LABORATORY		2	34	94%	36
MID FLORIDA PATHOLOGY LLC MOBILE UNIT #4		19	17	47%	36
MEDIQUICK URGENT CARE CENTERS INC			36	100%	36
FAMILY EXTENDED CARE OF SEBRING INC		34	2	6%	36
CAPE REGIONAL MEDICAL CENTER		35	1	3%	36
MEDICATION ROOMS-CSU/CI NURSE STATION	1	29	5	14%	35
ARBOR OAKS AT TYRONE	1	34			35
JERICOHO URGENT CARE		32	3	9%	35
BAYSHORE PATHOLOGY		34	1	3%	35
RIVERSIDE RECOVERY OF TAMPA		34	1	3%	35
P23 LABS		35			35
FLORIDA DEPARTMENT OF HEALTH IN CALHOUN COUNTY		22	13	37%	35
IRL		4	31	89%	35
LAKELAND REGIONAL HEALTH LAKE MIRIAM		3	32	91%	35
ADVENT HEALTH - FISH MEMORIAL		2	33	94%	35
ROHR HOME		32	3	9%	35
HR SARASOTA OPERATOR LLC		25	10	29%	35
TRADITIONAL HOME HEALTH OF PALM BEACH INC		35			35
CORAL GABLES HOSPITAL			34	100%	34
MOLECULAR DIAGNOSTICS		1	33	97%	34
NEW SMYRNA BEACH URGENT CARE			34	100%	34
EMERALD COAST BEHAVIORAL HOSPITAL		32	2	6%	34
CANTERFIELD OF CLAY COUNTY		33	1	3%	34
PARAMOUNT WALK-IN CLINIC		1	33	97%	34
ARBOR TERRACE SAN JOSE LLC		33	1	3%	34
ADVENTHEALTH EXPRESS CARE AT WALGREENS 49TH STREET		27	7	21%	34
CENTRA CARE – LAKE NONA		3	31	91%	34
ACCURATE DIAGNOSTIC LAB		32	1	3%	33
COOPER FAMILY MEDICAL PLLC		25	8	24%	33
CHERRY OAK PALM BEACH COUNTY		33			33
MARQUIS LABS, LLC		33			33

COVID-19: testing by laboratory

Data through Dec 19, 2020 verified as of Dec 20, 2020 at 09:25 AM

Data in this report are provisional and subject to change.

The numbers in the table below represent the number of Florida and non-Florida residents for whom test results were received by the Department of Health. A person can be tested by more than one laboratory and can have both positive and negative results. **Therefore, the sum of the numbers in each column will be larger than the total number of people tested.**

Reporting lab	Inconclusive	Negative	Positive	Percent positive	Total
STEWARD ROCKLEDGE HOSPITAL		13	20	61%	33
CARENOW URGENT CARE - LAKE MARY			33	100%	33
AHSE ROP		32	1	3%	33
SANFORD MOBILE LAB PGA TOUR		32	1	3%	33
BOND CLINIC		3	30	91%	33
ST. MARYS MEDICAL CENTER		1	32	97%	33
KAPG ST AUGUSTINE SENIOR HOUSING OPCO LLC		33			33
AYERS NURSING AND REHABILITATION CENTER		33			33
BIOREFERENCE LABORATORIES		3	30	91%	33
Surrey Place Healthcare and Rehabilitation		33			33
PRMG - EAST NAPLES		23	10	30%	33
PATRICK AIR FORCE BASE		3	30	91%	33
ECOLAB GROUP		6	27	82%	33
QHC UPSTATE MEDICAL PC		28	5	15%	33
Kensington Gardens		33			33
PEDIATRICS IN BREVARD PA- ROCKLEDGE		27	6	18%	33
MINUTECLINIC DIAGNOSTIC OF RHODE ISLAND, LLC #1544		31	1	3%	32
SUSANNA WESLEY HEALTH CENTER		29	3	9%	32
HOLZER HEALTH CENTER			32	100%	32
RASHDA ALBIBI M.D. P.A.		30	2	6%	32
GRAND ST PAUL CVS		32			32
Palm Garden of Largo		32			32
CEDAR CREEK AT KINGS BAY INC		32			32
MEDLOGIC LABORATORIES		3	29	91%	32
ADVENTIST HEALTH SYSTEM FLORIDA		25	7	22%	32
STEWARD SEBASTIAN RIVER MEDICAL CENTER		27	5	16%	32
KINDRED HOSPITAL MELBOURNE		32			32
MISSION OAKS ASSISTED LIVING□		31	1	3%	32
AMERICAN HOUSE COCONUT POINT		30	2	6%	32
OPIS COQUINA CENTER		32			32
ST AUGUSTINE PEDIATRIC ASSOC		30	2	6%	32
DOH		17	15	47%	32
FLORIDA DEPARTMENT OF HEALTH IN LIBERTY COUNTY		26	6	19%	32
PENSACOLA PEDIATRICS, PA		27	5	16%	32
AZALEA TRACE PHYSICIAN SERVICES		32			32
WESTMINSTER ST AUGUSTINE		32			32
PHYSICIAN ASSOCIATES LLC		26	6	19%	32
NORTH FLORIDA SPINE AND WELLNESS		28	4	13%	32
QUICK CARE MED LLC		26	6	19%	32
BIOFIRE		7	25	78%	32
LITTLE NECK URGENT CARE		31	1	3%	32
SH HERON EAST LLC□		32			32
COLLIER HMA PHYSICIAN MANAGEMENT LLC		26	6	19%	32
BAYFRONT MEDICAL		23	8	26%	31
MIAMI VA HEALTHCARE SYSTEM			31	100%	31
SEMINOLE TRIBE OF FLORIDA		23	8	26%	31
NORTH FLORIDA INTERNAL MEDICINE PA		25	6	19%	31

COVID-19: testing by laboratory

Data through Dec 19, 2020 verified as of Dec 20, 2020 at 09:25 AM

Data in this report are provisional and subject to change.

The numbers in the table below represent the number of Florida and non-Florida residents for whom test results were received by the Department of Health. A person can be tested by more than one laboratory and can have both positive and negative results. **Therefore, the sum of the numbers in each column will be larger than the total number of people tested.**

Reporting lab	Inconclusive	Negative	Positive	Percent positive	Total
IMA MEDICAL GROUP		21	10	32%	31
IPSUM DIAGNOSTICS		3	28	90%	31
MANOR CARE OF PALM HARBOR		31			31
MAGNOLIA FAMILY URGENT CARE		29	2	6%	31
CRANE CENTER		22	9	29%	31
BEACHES PEDIATRICS PA		30	1	3%	31
GRAND OAKS OF JENSEN BEACH LLC		31			31
BROOKDALE PALMER RANCH	1	30			31
ESCAMBIA COUNTY JAIL		18	13	42%	31
VILLAGE ON THE ISLE		27	4	13%	31
Palms at Ponte Vedra Assisted Living and Memory Care		30	1	3%	31
VETERANS HOME			31	100%	31
BARKLEY PLACE		31			31
NEOGENOMICS LABORATORIES INC		31			31
REDI-MED WALK IN FAMILY CLINIC			31	100%	31
NIGHT LITE PEDIATRICS URGENT CARE CENTER			31	100%	31
AU HEALTH		26	5	16%	31
life Care Center of Melbourne		17	14	45%	31
DISCOVERY COMMONS AT BRADENTON		31			31
MALCOM RANDALL DEPT OF VAMC			31	100%	31
SUNRISE URGENT CARE ASSOCIATES LLC D/B/A	1	13	16	53%	30
REGENCY PARK ASSISTED LIVING FACILITY		29	1	3%	30
NORTHWELL HEALTH PLAINVIEW HOSPITAL LABORATORY		24	6	20%	30
PERSONAL PEDIATRICS		27	3	10%	30
FLORIDA HEALTH CARE DELAND			30	100%	30
ADVENT HEALTH CENTRA CARE - APOPKA NORTH		10	20	67%	30
QUALITY URGENT CARE AND WELLNESS		23	7	23%	30
WEST ISLIP URGENT CARE		30			30
PECONIC BAY MEDICAL CENTER LABORATORY		24	6	20%	30
METRO KNOXVILLE HMA		25	5	17%	30
PHOSPHORUS DIAGNOSTICS		27	3	10%	30
CARDIOLOGY AND MEDICINE ASSOCIATES		26	4	13%	30
HERITAGE WATERSIDE		27	3	10%	30
AMEERAH LABS			30	100%	30
LabCorp L#09258130 M#09258125		12	18	60%	30
CENTRA CARE - DR. PHILLIPS		1	28	97%	29
LCS SANDHILL COVE LLC DBA		28	1	3%	29
TITUSVILLE FAMILY PRACTICE		14	15	52%	29
IMA MEDICAL GROUP POINCIANA		14	15	52%	29
UNIV OF ROCHESTER-STRONG MEMORIAL HOSP		28	1	3%	29
HAWTHORN HOUSE		25	4	14%	29
OAK MANOR NURSING HOME		28	1	3%	29
PRINCETON VILLAGE		26	3	10%	29
AMERICAN HOUSE SENIOR LIVING		29			29
KINDRED AT HOME		23	6	21%	29
TRADITIONAL HOME CARE INC		29			29
BUECHELE DENTAL PA DBA CLERMONT FAMILY DENTISTRY		25	4	14%	29

COVID-19: testing by laboratory

Data through Dec 19, 2020 verified as of Dec 20, 2020 at 09:25 AM

Data in this report are provisional and subject to change.

The numbers in the table below represent the number of Florida and non-Florida residents for whom test results were received by the Department of Health. A person can be tested by more than one laboratory and can have both positive and negative results. **Therefore, the sum of the numbers in each column will be larger than the total number of people tested.**

Reporting lab	Inconclusive	Negative	Positive	Percent positive	Total
JACKSONVILLE UNIVERSITY		27	2	7%	29
JACKSON HEALTH SYSTEM		1	28	97%	29
Crossbreeze care center		28	1	3%	29
COMPREHENSIVE CHILDCARE		23	6	21%	29
NEMOURS CHILDREN'S CLINIC		22	7	24%	29
WESTWOOD NURSING AND REHABILITATION		28	1	3%	29
WUESTHOFF MEMORIAL HOSPITAL			29	100%	29
BELVEDERE COMMONS OF SUN CITY CENTER		29			29
P4CLINICAL	3	2	24	83%	29
BALMORAL TENANT SERVICES INC		28			28
MAUREEN OROURKE-FUTEY			28	100%	28
PORT ST LUCIE HOSPITAL		25	3	11%	28
FERN PARK DEVELOPMENTAL CENTER			28	100%	28
MEDICAL CONSULTANTS OF FLORIDA LLC		27	1	4%	28
ACTIVE SENIOR LIVING		26	2	7%	28
EC OPCO CARROLLWOOD LLC		22	6	21%	28
PINELLAS COUNTY JAIL			28	100%	28
ADVANCED MEDICAL OF NAPLES LLC			28	100%	28
PALM GARDEN OF JACKSONVILLE		27	1	4%	28
ELLENTON PEDIATRICS PA		25	3	11%	28
FHMG- FLORIDA HOSPITAL MEDICAL GROUP		20	8	29%	28
SOUTHERN LABORATORY		6	22	79%	28
APOLLOMDX LABS		9	19	68%	28
NIGHT LITE PEDIATRICS CENTER LLC		8	20	71%	28
LONGLEAF DIAGNOSTIC LABORATORIES		3	25	89%	28
EC OPCO PENSACOLA, LLC		28			28
Heartland Health Care Center North Sarasota		17	10	37%	27
HOLISTIC PEDIATRICS GROUP LLC		25	2	7%	27
SOLARIS HEALTHCARE BAYONET POINT		26	1	4%	27
EVERLYWELL		15	12	44%	27
ARIZONA DEPARTMENT OF HEALTH SERVICES			27	100%	27
CDC		17	10	37%	27
MARTIN ACQUISITION 1 LLC DBA		27			27
OAKTREE HEALTHCARE			27	100%	27
PLAINVIEW URGENT CARE		26	1	4%	27
TAYLORVILLE FAMILY MEDICINE		20	7	26%	27
EDEN AT CRESTVIEW		12	15	56%	27
CONNECTICUT DEPARTMENT OF HEALTH		22	5	19%	27
VENICE REGIONAL MEDICAL CENTER BAYFRONT HEALTH		7	20	74%	27
SUNCOAST LABS			27	100%	27
UCLA HEALTHCARE CLINICAL LABS		23	4	15%	27
EXPRESS CARE OF BELLEVIEW		27			27
LAKELAND NURSING AND REHABILITATION CENTER			27	100%	27
MAINSTREET FAMILY URGENT CARE		1	26	96%	27
GOOD HEARTS COVID TESTING		8	19	70%	27
NORTH FLORIDA PEDIATRICS		25	1	4%	26
MONCRIEF ARMY HEALTH CLINIC			26	100%	26

COVID-19: testing by laboratory

Data through Dec 19, 2020 verified as of Dec 20, 2020 at 09:25 AM

Data in this report are provisional and subject to change.

The numbers in the table below represent the number of Florida and non-Florida residents for whom test results were received by the Department of Health. A person can be tested by more than one laboratory and can have both positive and negative results. **Therefore, the sum of the numbers in each column will be larger than the total number of people tested.**

Reporting lab	Inconclusive	Negative	Positive	Percent positive	Total
SANTA BARBARA CARE CENTER		16	10	38%	26
THE MINIER URGENT CARE		20	6	23%	26
COASTAL INTERNAL MEDICINE		21	5	19%	26
KINDRED HOSPITAL - SOUTH FLORIDA		26			26
ADVENT HEALTH PARTIN SETTLEMENT HEALTH PARK		18	8	31%	26
FAST TRACK URGENT CARE CENTER - SEMINOLE			26	100%	26
HOSPICE OF THE EMERALD COAST INC - PANAMA CITY		26			26
HERNANDO COUNTY FIRE RESCUE DISTRICT		11	15	58%	26
HEALTH FIRST - VIERA HOSPITAL		1	25	96%	26
SUMMIT MEDICAL GROUP PA		26			26
LINCOLN DIAGNOSTIC LAB		25	1	4%	26
PALM BAY HOSPITAL			26	100%	26
LOOP PEDIATRICS		22	4	15%	26
UNION MEDICAL CARE		26			26
WILLOWBROOKE COURT AT ST ANDREWS ESTATES		22	4	15%	26
CENTRA CARE – SAND LAKE		1	25	96%	26
PENSACOLA DEVELOPMENTAL CENTER		9	16	64%	25
HOSPICE OF ST FRANCIS INC□		24	1	4%	25
MINUTE CLINIC INCORPORATE		20	5	20%	25
SANITAS		4	21	84%	25
LAKE CITY VA MEDICAL CENTER			25	100%	25
ST. CLOUD HOSPITAL		20	5	20%	25
EGLIN AFB		9	16	64%	25
PRACTICE MANAGEMENT OF AMERICA, INC.		3	22	88%	25
WAVE CREST HEALTH AND REHABILITATION CENTER		25			25
SUNTREE INTERNAL MEDICINE		25			25
RJ LEE GROUP	1	23	1	4%	25
FAMILY CARE PARTNERS		15	10	40%	25
BAY COUNTY SHERIFFS OFFICE JAIL FACILITY		21	4	16%	25
ADVENT HEALTH CENTRA CARE - LAKE BUTLER BOULEVARD			25	100%	25
RENAISSANCE AT THE TERRACES		25			25
MAIMONIDES-SHALOM ACADEMY, INC		24	1	4%	25
UNIPATH		18	7	28%	25
WOMENS CARE FLORIDA LABORATORY		25			25
MED ONE AT SAINT AUGUSTINE		20	5	20%	25
WATERCREST ST LUCIE WEST		24	1	4%	25
CDR MAGUIRE INC	1	2	22	88%	25
CDR MAGUIRE - MIAMI BEACH CC MISSION 17388		2	23	92%	25
NADAL PEDIATRICS		24	1	4%	25
ARCPOINT LABS OF FORT LAUDERDALE		25			25
AFTER HOURS PEDIATRICS			24	100%	24
MEDCOMP SCIENCES			24	100%	24
CITYMD OF MANAHAWKIN		22	2	8%	24
KINDRED HOSPITAL NORTH FLORIDA		22	2	8%	24
TRUGENX		1	23	96%	24
TUKA PEDIATRICS		1	23	96%	24
WESTMINSTER WOODS ON JULINGTON CREEK		22	2	8%	24

COVID-19: testing by laboratory

Data through Dec 19, 2020 verified as of Dec 20, 2020 at 09:25 AM

Data in this report are provisional and subject to change.

The numbers in the table below represent the number of Florida and non-Florida residents for whom test results were received by the Department of Health. A person can be tested by more than one laboratory and can have both positive and negative results. **Therefore, the sum of the numbers in each column will be larger than the total number of people tested.**

Reporting lab	Inconclusive	Negative	Positive	Percent positive	Total
THE CHAPPEL GROUP RESEARCH		24			24
STATEN ISLAND UNIVERSITY HOSPITAL-POUCH		24			24
WHITE WILSON MEDICAL CENTER PA - NAVARRE			24	100%	24
WELLOW URGENT CARE		23	1	4%	24
MADWAR		19	5	21%	24
BROOKDALE JENSEN BEACH		24			24
SENIOR HEALTH OF WINTER PARK DUNDEE		24			24
AMERICAN MEDICAL RESPONSE		24			24
RESEARCH CENTERS OF AMERICA, LLC		19	5	21%	24
LONG ISLAND JEWISH MED CTR		23	1	4%	24
AVENTIS BIO-SERVICES CTL		24			24
FLORIDA HEALTH CARE PLANS INC		1	23	96%	24
COURTYARDS OF ORLANDO		24			24
HERITAGE OAKS ASSISTED LIVING & MEMORY CARE		20	4	17%	24
MINUTE CLINIC LLC #2216		23	1	4%	24
LABORATORY DYNAMICS		20	4	17%	24
GRAMERCY PARK URGENT CARE		24			24
MEDRITE URGENT CARE		16	8	33%	24
UNION MEDICAL CARE PLLC		24			24
PORT SAINT JOHN FAMILY PRACTICE		18	6	25%	24
INTERNAL MEDICINE ASSOCIATES PA		22	2	8%	24
LAKE HOWELL FAMILY MEDICINE ASSOCIATES		18	6	25%	24
SEVEN HILLS HEALTH AND REHABILITATION CENTER		24			24
GREENLEAF ALF		24			24
University Hills health and Rehabilitation		15	9	38%	24
ISLAND URGENT CARE PLLC		24			24
CHAMBREL AT ISLAND LAKE		23	1	4%	24
MOOSEHAVEN HEALTH CENTER		12	11	48%	23
MINUTECLINIC DIAGNOSTIC OF RHODE ISLAND, LLC #212		23			23
Mt Sinai Aventura			23	100%	23
NOBLE SENIOR LIVING		3	20	87%	23
PENSACOLA PEDIATRICS - PACE		16	7	30%	23
UF HEALTH NORTH JACKSONVILLE			23	100%	23
STUART LODGE LIVING LLC		4	19	83%	23
HARMONY CLINIC		1	22	96%	23
THE TERRACE OF JACKSONVILLE		3	20	87%	23
UNIVERSITY HILLS HEALTH AND REHABILITATION CENTER		18	5	22%	23
EGL GENETIC DIAGNOSTICS		1	22	96%	23
DEVELOPMENTAL DISABILITIES DEFENDANT PROGRAM		23			23
MINUTECLINIC LLC #3748		19	4	17%	23
WEST VOLUSIA FAMILY AND SPORTS MEDICINE		23			23
SOLARIS SENIOR LIVING OF MERRITT ISLAND		23			23
WHOLE FAMILY HEALTH CENTER INC		17	6	26%	23
CARE ONE OF FLORIDA		8	15	65%	23
CENTRAL FLORIDA PEDIATRICS		13	10	43%	23
PARK WEST MEDICAL CENTER		22	1	4%	23
HENNEPIN COUNTY MEDICAL CENTER (HCMC)		12	11	48%	23

COVID-19: testing by laboratory

Data through Dec 19, 2020 verified as of Dec 20, 2020 at 09:25 AM

Data in this report are provisional and subject to change.

The numbers in the table below represent the number of Florida and non-Florida residents for whom test results were received by the Department of Health. A person can be tested by more than one laboratory and can have both positive and negative results. **Therefore, the sum of the numbers in each column will be larger than the total number of people tested.**

Reporting lab	Inconclusive	Negative	Positive	Percent positive	Total
PORT CHARLOTTE REHABILITATION CENTER		20	3	13%	23
LEVY COUNTY DEPARTMENT OF HEALTH		19	4	17%	23
ISLAND COAST PEDIATRICS PA		22	1	4%	23
STEWART MEDICAL GROUP, INC		17	6	26%	23
DIACARTA INC.		22			22
APOLLO SURGERY CENTER		20	2	9%	22
ADVENT HEALTH - LAKE MARY PEDIATRICS		15	7	32%	22
MINUTECLINIC LLC # 7933		18	4	18%	22
LAFAYETTE NURSING AND REHABILITATION CENTER		22			22
MILLENNIUM PHYSICIAN GROUP LLC		18	4	18%	22
FHMG-FLORIDA HOSPITAL MEDICAL GROUP		19	3	14%	22
WARDE MEDICAL LABORATORY		15	7	32%	22
PULMONARY SPECIALISTS OF THE PALM BEACHES		15	7	32%	22
FIRST CHOICE PEDIATRICS LOOP		20	2	9%	22
ROCKLEDEGE REGIONAL MEDICAL CENTER		17	5	23%	22
MADISON COUNTY MEMORIAL HOSP		12	10	45%	22
WUESTHOFF MEDICAL CENTER-MELBOURNE			22	100%	22
BAPTIST HEALTH SOUTH FLORIDA - WEST BOCA URGENT CARE			22	100%	22
BONIFAY NURSING AND REHAB CENTER			22	100%	22
KEY PRIMARY CARE			22	100%	22
SUNQUEST		3	19	86%	22
MOBILE DIVISION LABORATORY		7	15	68%	22
BRENTWOOD RETIREMENT COMMUNITY		20	2	9%	22
SARASOTA MEMORIAL NURSING & REHABILITATION CTR		22			22
TEN HEALTHCARE		6	16	73%	22
BROOKDALE UNIVERSITY HOSPITAL		21	1	5%	22
TARPON BAYOU CENTER			22	100%	22
MAKO MEDICAL		14	8	36%	22
VASSAR BROTHERS MEDICAL CENTER LABORATORY		21	1	5%	22
FLORIDA PEDIATRICS		6	16	73%	22
PRECISION HEALTH SOLUTIONS		12	10	45%	22
MONTEFIORE NEW ROCHELLE HOSPITAL		20	1	5%	21
ST JUDE CHILDRENS RESEARCH HOSPITAL		21			21
PANCARE HEALTH - BONIFAY K-8			21	100%	21
WESTPAC LABS		1	20	95%	21
BRISTOL AT TAMPA, THE		20	1	5%	21
GASTROENTEROLOGY ASSOCIATES OF PENSACOLA PA		20	1	5%	21
BISHOP GRADY VILLAS		21			21
STATE LAB		2	19	90%	21
MAGNOLIA MEDICAL CLINIC		1	20	95%	21
BOCA BIOLISTIC REFERENCE LAB			21	100%	21
SEA PINES REHABILITATION HOSPITAL		21			21
WINDERMERE MEDICAL CENTER		18	3	14%	21
NURSES HELPING HANDS INC ALF		21			21
CLINICAL PATHOLOGY LABORATORIES SOUTHEAST			21	100%	21
CROSS CITY REHABILITATION AND HEALTH CARE CENTER		21			21
EDWARD J HEALEY REHAB & NURSING CENTER		21			21

COVID-19: testing by laboratory

Data through Dec 19, 2020 verified as of Dec 20, 2020 at 09:25 AM

Data in this report are provisional and subject to change.

The numbers in the table below represent the number of Florida and non-Florida residents for whom test results were received by the Department of Health. A person can be tested by more than one laboratory and can have both positive and negative results. **Therefore, the sum of the numbers in each column will be larger than the total number of people tested.**

Reporting lab	Inconclusive	Negative	Positive	Percent positive	Total
FELICIDAD MEDICAL CENTER			21	100%	21
PATHGROUP			21	100%	21
FLORIDA MEDICAL CLINIC LLC		20	1	5%	21
RIVERHEAD URGENT CARE		21			21
WEST		14	7	33%	21
POARCH BANC CREEK INDIANS TRIBAL HEALTH DEPARTMENT			20	100%	20
JA POC MANUAL SUBSECTION		20			20
PREMISE HEALTH MIA			20	100%	20
ROYAL PALM SENIOR RESIDENCE		20			20
VALENCIA HOUSE ALF		20			20
HEALTHY MINORS, LLC.		20			20
MEDICAL EXPRESS CORP		18	2	10%	20
UNIVERSITY MEDICAL CTR OF PRINCETON AT		18	2	10%	20
NIGHT LITE PEDIATRIC CENTER		10	10	50%	20
ROCKLEDGE FAMILY HEALTH			20	100%	20
LABORATORY ALLIANCE OF CENTRAL NEW YORK		19	1	5%	20
HENDRY REGIONAL CORPORATE HEALTH			20	100%	20
BAY PEDIATRICS PA		18	2	10%	20
REDITUS LABORATORIES			20	100%	20
FINLAY C. LABORATORY		3	17	85%	20
MENORAH HOUSE		19	1	5%	20
FLORIDA HOSPITAL LABS		11	9	45%	20
Wiregrass Rehabilitation Center and Nursing Home		20			20
HOSPICE OF MARTIN & ST LUCIE, INC		20			20
WILLOW BROOKE COURT AT AZALEA TRACE		20			20
AMERICAN ESOTERIC LABORATORIES		5	15	75%	20
JAMAICA HOSPITAL MEDICAL CENTER		19	1	5%	20
ARDEN COURTS OF WINTER SPRINGS		18	2	10%	20
GRAND OAKS OF PALM CITY LLC	1	18	1	5%	20
INTERNATIONAL MEDICAL LABORATORY		20			20
UPMC CHAUTAUQUA AT WCA LABORATORY		19	1	5%	20
CARENOW - DOWNTOWN NORTH GULCH		20			20
POINT OF CARE CLINICS PRIMARY CARE		20			20
The Care Center at Pinellas Park		17	3	15%	20
TGH MEDICAL GROUP LABORATORY CARROLLWOOD			20	100%	20
UNIVERSITY HOSPITAL		17	3	15%	20
PHYSICIANS STAT		1	19	95%	20
HUNT CLUB PEDIATRIC ASSOCIATES LLC		19	1	5%	20
CL BRUMBACK PRIMARY CARE CLINIC LANTANA		2	18	90%	20
RENAISSANCE SENIOR LIVING	1	19			20
RADIOLOGY ASSOCIATES OF VENICE AND ENGLEWOOD		19	1	5%	20
HEARTLAND HEALTHCARE AND REHAB CENTER			20	100%	20
ADVENT HEALTH PRIMARY CARE PLUS, WINTER GARDEN		16	4	20%	20
NORTH CAROLINA DEPARTMENT OF HEALTH & HUMAN SERVICES			20	100%	20
GOOD SAMARITAN HOSPITAL LABORATORY		17	3	15%	20
ERDOX		19	1	5%	20
HARBORCHASE OF WELLINGTON CROSSING		18	1	5%	19

COVID-19: testing by laboratory

Data through Dec 19, 2020 verified as of Dec 20, 2020 at 09:25 AM

Data in this report are provisional and subject to change.

The numbers in the table below represent the number of Florida and non-Florida residents for whom test results were received by the Department of Health. A person can be tested by more than one laboratory and can have both positive and negative results. **Therefore, the sum of the numbers in each column will be larger than the total number of people tested.**

Reporting lab	Inconclusive	Negative	Positive	Percent positive	Total
FLORIDA DEPARTMENT OF HEALTH IN TAYLOR COUNTY		16	3	16%	19
BEEHIVE HOMES OF GULF BREEZE		19			19
INTERCOASTAL MEDICAL GROUP			19	100%	19
LINCOLN MEDICAL AND MENTAL HEALTH CENTER		18	1	5%	19
BULLS HEAD URGENT CARE		19			19
STONE WASH CLINICAL LABORATORIES		2	17	89%	19
ENGLEWOOD HOSPITAL AND MEDICAL CENTER		15	4	21%	19
MINUTECLINIC, LLC #08366		15	4	21%	19
MENTAL HEALTH CARE INC		16	3	16%	19
LAB INTERMARKET FACILITY LAB		1	18	95%	19
TGH URGENT CARE - RIVERVIEW			19	100%	19
BAY PINES MEDICAL ASSOCIATES		1	18	95%	19
CENTRAL FLORIDA HEALTH CARE INC		2	17	89%	19
MED HEALTH SERVICES		18	1	5%	19
VETERANS AFFAIRS MEDICAL CENTER - NEW YORK HARBOR		18	1	5%	19
MINUTE CLINIC, LLC DBA MINUTECLINIC #4505		18	1	5%	19
ESOTERIX GENETIC LABORATORIES		16	3	16%	19
GREEN GABLES ASSISTED LIVING FACILITY		19			19
WOLFF CTR FOR CHILD & ADOLESCENT HEALTH PLLC,THE		17	2	11%	19
FAMILY MEDICAL CARE OF PALM BEACH		1	18	95%	19
MADISON COUNTY MEMORIAL HOSPITAL LABORATORY		14	5	26%	19
BAYVIEW MEDICAL		19			19
220 GOLDEN, LLC		19			19
WASHINGTON COUNTY HEALTH DEPARTMENT		10	9	47%	19
CROSSWINDS HEALTH AND REHABILITATION CENTER		19			19
SEVEN RIVERS REGIONAL MEDICAL CENTER		5	14	74%	19
JEFFERSON K-12, A SOMERSET SCHOOL- CLINIC		16	3	16%	19
THE COMMONWEALTH OF MASSACHUSETTS			19	100%	19
Golfview Healthcare Center		19			19
KINDRED HOSPITAL-BAY AREA-ST PETERSBURG LAB		19			19
BETHUNE-COOKMAN UNIVERSITY		1	18	95%	19
MAYO CLINIC JACKSONVILLE			19	100%	19
MOBILE MEDICAL ASSOCIATES PL		9	10	53%	19
INTEGRATED REGIONAL LABORATORIES - LARGO			19	100%	19
FLORIDA COMMUNITY HEALTH CENTER OF ST. LUCIE		1	17	94%	18
TOTAL RENAL LABORATORIES INC		13	5	28%	18
FAMILY CARE CYPRESS CREEK		1	17	94%	18
GENERAL INTERNAL MEDICINE MEDICAL CTR CLINIC		13	5	28%	18
MORTON PLANT HOSPITAL NURSING			18	100%	18
SOUTHSIDE HOSPITAL NORTHWELL HEALTH LABORATORY		17	1	6%	18
QUALITY URGENT CARE AND WELLNESS PL		17	1	6%	18
HARTFORD HOSPITAL ANCILLARY LAB		17	1	6%	18
NOVANT HEALTH		14	4	22%	18
MARATHON HEALTH FOR LIFE		16	2	11%	18
XPRESS WELLNESS URGENT CARE			18	100%	18
JACKSON NORTH MEDICAL CENTER		2	16	89%	18
STEWART MEDICAL GROUP INC			18	100%	18

COVID-19: testing by laboratory

Data through Dec 19, 2020 verified as of Dec 20, 2020 at 09:25 AM

Data in this report are provisional and subject to change.

The numbers in the table below represent the number of Florida and non-Florida residents for whom test results were received by the Department of Health. A person can be tested by more than one laboratory and can have both positive and negative results. **Therefore, the sum of the numbers in each column will be larger than the total number of people tested.**

Reporting lab	Inconclusive	Negative	Positive	Percent positive	Total
DAVID LAWRENCE CENTER		15	3	17%	18
JOHNS HOPKINS CHILDREN'S HOSPITAL			18	100%	18
STETSON UNIVERSITY STUDENT HEALTH CENTER		3	15	83%	18
ACCESS 365 URGENT CARE		7	11	61%	18
GENESIS DERMATOLOGY		16	2	11%	18
BROWARD HEALTH IMPERIAL POINT NURSING			18	100%	18
MORTON PLANT			18	100%	18
CVS			18	100%	18
TPCA CLINICAL LABORATORIES		15	3	17%	18
MADISON CORE LABORATORIES		17	1	6%	18
WALK IN MEDICAL URGENT CARE		18			18
RESIDENCE AT BAY VUE		18			18
CLERMONT ADVENTHEALTH CENTRA CARE			18	100%	18
MOORINGS PARK OAKSTONE AT GREY OAKS		17	1	6%	18
ST PETER'S BENDER LABORATORY		18			18
ESTATES MEDICAL CENTER		12	5	29%	17
COAST MED URGENT CARE		16	1	6%	17
WASHINGTON REHAB AND NURSING		17			17
MICHIGAN DEPARTMENT OF HEALTH AND HUMAN SERVICES			17	100%	17
CLERMONT URGENT CARE			17	100%	17
DELAND WELLNESS CENTER			17	100%	17
PUBLIC SQUARE PHARMACY LLC		15	2	12%	17
CAREMED INTERNAL MEDICINE			17	100%	17
CHIPOLA MEDICAL ASSOCIATES		2	15	88%	17
Cleveland Clinic Laboratories		4	13	76%	17
WALGREEN EASTERN CO, INC		17			17
CARE CENTERS OF NASSAU		16	1	6%	17
CONSOLIDATED LAB SERVICES		8	9	53%	17
COLORADO DEPARTMENT OF HEALTH LABORATORY SERVICES DIVISION			17	100%	17
NORTH FLORIDA PEDIATRICS - JACKSONVILLE		15	2	12%	17
HOLY NAME HOSPITAL LABORATORY		16	1	6%	17
LONG TERM CARE OF GULF BREEZE LLC		17			17
CHILDREN'S MEDICAL CENTER			17	100%	17
ST. JUDES LABORATORIES		12	5	29%	17
NORTH PINELLAS CHILDRENS MEDICAL CENTER			17	100%	17
UVMMC MICROBIOLOGY		16	1	6%	17
Life Care Center at Inverrary		17			17
SUNSHINE URGENT CARE LLC			17	100%	17
KIVA AT CANTERBURY			17	100%	17
Coastal Health and Rehabilitation Center		16	1	6%	17
COLONY CARE CENTER		9	8	47%	17
LAKE GIBSON VILLAGE, LLC		17			17
AMMON ANALYTICAL LABORATORIES		15	2	12%	17
DCH REGIONAL MEDICAL CENTER LABORATORY		16	1	6%	17
WINTER PARK FAMILY PRACTICE LLC		17			17
ASCENSION ST VINCENT'S PRIMARY CARE			17	100%	17
MINUTECLINIC DIAGNOSTIC OF TEXAS, LLC		16	1	6%	17

COVID-19: testing by laboratory

Data through Dec 19, 2020 verified as of Dec 20, 2020 at 09:25 AM

Data in this report are provisional and subject to change.

The numbers in the table below represent the number of Florida and non-Florida residents for whom test results were received by the Department of Health. A person can be tested by more than one laboratory and can have both positive and negative results. **Therefore, the sum of the numbers in each column will be larger than the total number of people tested.**

Reporting lab	Inconclusive	Negative	Positive	Percent positive	Total
CARESPOT		1	16	94%	17
CONNECTDX		4	12	75%	16
INTERNAL MEDICINE & PEDIATRICS OF TAMPA BAY PA		10	6	38%	16
CSL PLASMA INC		3	13	81%	16
PRIME CARE ONE LLC/HARBORCHASE OF VENICE			16	100%	16
HEALTH CENTRAL HOSPITAL			16	100%	16
NORTH CENTRAL BRONX HOSPITAL		15	1	6%	16
COUNTY OF LOS ANGELES			16	100%	16
ST ELIZABETH MEDICAL CENTER LABORATORY		15	1	6%	16
CRUCIAL CARE		10	6	38%	16
PANCARE HEALTH GULF COUNTY		10	6	38%	16
WHITE WILSON MEDICAL CENTER IMMEDIATE CARE			16	100%	16
BOND AND STEELE CLINIC, PA		14	2	13%	16
XERA MED RESEARCH			16	100%	16
BONIFAY NURSING AND REHABILITATION CENTER			16	100%	16
URGENT CARE CLINIC OF LINCOLN		14	2	13%	16
OPTUMCARE FLORIDA LLC		1	15	94%	16
NO NAME		8	8	50%	16
HARMONY HEALTH OPCO, LLC		15	1	6%	16
SAMFORD UNIVERSITY HEALTH SERVICES		15	1	6%	16
GLEN COVE HOSPITAL		16			16
SRMC AVALON		9	7	44%	16
ADVENT HEALTH CENTRA CARE - LAKE BUENA VISTA			16	100%	16
RIVERWOOD HEALTH NH LLC		16			16
URGENT CARE WEST CLINIC		14	2	13%	16
BROOKWOOD BAPTIST MEDICAL CENTER		15	1	6%	16
ALL FLORIDA FAMILY & SPORTS MEDICINE		15	1	6%	16
WALGREENS COVID-19		14	2	13%	16
ASURANCE SCIENTIFIC LABORATORIES		16			16
MEDEXPRESS - BLOOMIN BRANDS		4	12	75%	16
APOLLO HEALTH & REHABILITATION		11	5	31%	16
SPRING MANOR ASSISTED LIVING		16			16
FAST TRACK URGENT CARE CENTER - TYRONE			16	100%	16
MINUTE CLINIC DIAGNOSTIC OF SC, LLC #75		15	1	6%	16
HERNANDO ENDOSCOPY AND SURGERY CENTER		14	2	13%	16
MILLENNIUM PHYSICIAN GRP LLC NAPLES PINE RIDGE			16	100%	16
INTERNAL MEDICINE ASSOCIATES & SPECIALTIES INC		15	1	6%	16
MED PLUS FLORENCE		12	4	25%	16
RITECARE MEDICAL CENTER			16	100%	16
FLAGLER HOSPITAL INC	2		14	88%	16
MOBILE DOC FL, LLC		14	2	13%	16
PANCARE HEALTH - FREEPORT CLINIC SUITE B		14	2	13%	16
BRANDON COMMUNITY HEALTH CENTER		8	7	47%	15
PROFESSIONAL PEDIATRICS		14	1	7%	15
COLONY CLUB ALF,THE		15			15
INNOVATION CLINICAL TRIALS, INC			15	100%	15
NOVANT HEALTH GOHEALTH URGENT CARE-HARRISBURG		8	7	47%	15

COVID-19: testing by laboratory

Data through Dec 19, 2020 verified as of Dec 20, 2020 at 09:25 AM

Data in this report are provisional and subject to change.

The numbers in the table below represent the number of Florida and non-Florida residents for whom test results were received by the Department of Health. A person can be tested by more than one laboratory and can have both positive and negative results. **Therefore, the sum of the numbers in each column will be larger than the total number of people tested.**

Reporting lab	Inconclusive	Negative	Positive	Percent positive	Total
HOLLEY-NAVARRE MEDICAL CLINIC		5	10	67%	15
ALAN A SMITH MD LLC		14	1	7%	15
FAMILY CARE CENTER OF ARLINGTON		10	5	33%	15
BOZEMAN HEALTH DEACONESS HOSPITAL		12	3	20%	15
EASTLAKE PEDIATRICS - TRINITY		15			15
HEALTHCARE NOW			15	100%	15
PALMETTO PEDIATRICS			15	100%	15
KEY WEST MEDICAL CENTER	1	14			15
HELIX DIAGNOSTICS			15	100%	15
ERIC C MARSHAL MD, PC DBA MINUTECLINIC		14	1	7%	15
MILTON 4707		15			15
TALLAHASSEE DEVELOPMENTAL CENTER□		15			15
UAH STUDENT HEALTH CENTER		10	5	33%	15
ALL PEDIATRIC CARE			15	100%	15
ORLANDO HEALTH		2	13	87%	15
EMERGENCY PHYSICIANS MEDICAL CENTER LLC		6	9	60%	15
ST CATHERINE OF SIENA HOSPITAL		14	1	7%	15
WEST BROWARD CARE CENTER		14	1	7%	15
REGENEXX TAMPA BAY		13	2	13%	15
THE RESIDENCE AT TIMBER PINES		15			15
HARBOUR ISLAND PEDIATRICS		9	6	40%	15
UM MILLER SCHOOL OF MEDICINE			15	100%	15
FLAGLER HOSPITAL LABORATORY		2	13	87%	15
ARTHREX MEDICAL CENTER		10	5	33%	15
PINES NURSING HOME		14	1	7%	15
DIATHERIX		13	2	13%	15
DALE MEDICAL CENTER		10	5	33%	15
ADVENT HEALTH - ZEPHYRHILLS			15	100%	15
FAMILY EXTENDED CARE OF PUNTA GORDA		15			15
VITAS HEALTHCARE CORP OF FLORIDA		15			15
SINAI HOSPITAL OF BALTIMORE		15			15
DESOTO PALMS ALF		15			15
SPEARHEAD MEDICAL			15	100%	15
JACOBI MEDICAL CENTER		15			15
TELEVISIT MALABAR PEDIATRICS		5	10	67%	15
LAKE WALES OPERATING GROUP LLC		14	1	7%	15
HODGES CLUSTER		2	13	87%	15
MINUTECLINIC LLC #3236		14	1	7%	15
WEISS PEDIATRIC CARE LLC		14	1	7%	15
BRIDGEVIEW CENTER LLC□		12	3	20%	15
ANDALUSIA HEALTH		7	8	53%	15
MARTHA'S HOUSE & ASSISTED LIVING FACILITY		14			14
BOCA SIMON		2	12	86%	14
PROFESSIONAL URGENT CARE SERVICES		12	2	14%	14
PONCE PLAZA NURSING & REHAB CENTER		3	11	79%	14
OKEECHOBEE HEALTHCARE FACILITY			14	100%	14
BENTON HOUSE OF PORT ORANGE		8	6	43%	14

COVID-19: testing by laboratory

Data through Dec 19, 2020 verified as of Dec 20, 2020 at 09:25 AM

Data in this report are provisional and subject to change.

The numbers in the table below represent the number of Florida and non-Florida residents for whom test results were received by the Department of Health. A person can be tested by more than one laboratory and can have both positive and negative results. **Therefore, the sum of the numbers in each column will be larger than the total number of people tested.**

Reporting lab	Inconclusive	Negative	Positive	Percent positive	Total
SIGNATURE HEALTHCARE OF ORANGE PARK		14			14
FLORIDA HOSPITAL WINTER GARDEN		13	1	7%	14
AURORA DIAGNOSTICS		3	11	79%	14
ASTORIA HEALTH AND REHABILITATION CENTER		13	1	7%	14
NEW YORK PRESBYTERIAN - ALLEN HOSPITAL		14			14
GRAND VILLA OF ST. PETERSBURG		12	2	14%	14
FORT SANDERS REGIONAL LABORATORY		14			14
WELLINGTON FAMILY PRACTICE		13	1	7%	14
THE CANOPY AT HARPER LAKE	1		13	93%	14
HUNT CLUB MEDICAL		12	2	14%	14
HEALTHFIRST ADVENT HEALTH CENTRA CARE COCOA BEACH			14	100%	14
ALAN L MELOTEK MD		14			14
MEDEMERGE		13	1	7%	14
A2Z DIAGNOSTICS		14			14
HORIZON ALF		14			14
OSCEOLA ALF OPERATOR, LLC DBA□		14			14
ADVANCED URGENT CARE		12	2	14%	14
CINNAMON COVE ALF		14			14
BIO-TECH CLINICAL LABORATORIES INC		14			14
MCW MENTAL HEALTH LLC		14			14
NORTHWESTERN MEMORIAL HOSPITAL			14	100%	14
MINUTECLINIC LLC #1350		12	2	14%	14
NORTH FLORIDA MEDICAL CENTER		12	2	14%	14
CARESPOT OF NOCATEE			14	100%	14
EMERITUS AT NAPLES	1	13			14
POLK CHD BARTOW		13	1	7%	14
LIFE CARE CENTER OF JACKSONVILLE□			14	100%	14
EPIPHANY HEALTH		8	6	43%	14
INTERNAL MEDICINE SPECIALIST		11	3	21%	14
PRIMECARE OF DOTHAN-DALEVILLE CLINIC		11	2	15%	13
JUST FOR KIDS PEDIATRICS		5	8	62%	13
WIREGRASS CLINIC LLC		11	2	15%	13
IN-OFFICE LAB		12	1	8%	13
FAST TRACK URGENT CARE CENTER - DOWNTOWN		1	12	92%	13
LONG BEACH URGENT CARE		13			13
SHORE MEMORIAL HOSPITAL		12	1	8%	13
MERCY MEDICAL URGENT CARE CENTER INC		2	11	85%	13
NEWYORK-PRESBYTERIAN/ LAWRENCE HOSPITAL LABORATORY		11	2	15%	13
ST VINCENT'S EAST		12	1	8%	13
ESCAMBIA COMMUNITY CLINIC		2	11	85%	13
FLORIDA STATE HOSPITAL			13	100%	13
MINUTECLINIC LLC #5924		13			13
SYNIVERSE WELLNESS CENTER		11	2	15%	13
NEW YORK METHODIST HOSPITAL		13			13
SOUTHEAST FAMILY HEALTHCARE CENTER			13	100%	13
REGENCY SQUARE MALL - SEARS		2	11	85%	13
VILLA OF KINGS AND QUEENS OF DELRAY		13			13

COVID-19: testing by laboratory

Data through Dec 19, 2020 verified as of Dec 20, 2020 at 09:25 AM

Data in this report are provisional and subject to change.

The numbers in the table below represent the number of Florida and non-Florida residents for whom test results were received by the Department of Health. A person can be tested by more than one laboratory and can have both positive and negative results. **Therefore, the sum of the numbers in each column will be larger than the total number of people tested.**

Reporting lab	Inconclusive	Negative	Positive	Percent positive	Total
ROBERT WOOD JOHNSON UNIVERSITY HOSP		11	2	15%	13
HEALTH MED CENTERS		13			13
OPIS ISLAND LAKE CENTER		13			13
PARKWEST MEDICAL CENTER		11	2	15%	13
Cross Care Center			13	100%	13
JOSEPH SCHENKER MD PC DBA CENTERS URGENT		11	2	15%	13
EAR NOSE & THROAT ASSOCIATES OF MANATEE PA		13			13
ROWLETT MIDDLE ACADEMY		11	2	15%	13
Sunnyside Care Center		13			13
ROADS PEDIATRICS,LLC		12	1	8%	13
LAKE PLACID HEALTH AND REHABILITATION			13	100%	13
BROOKLYN HOSPITAL CENTER DOWNTOWN CAMPUS		13			13
MEADOWCREST MOLECULAR DIAGNOSTICS, LLC			13	100%	13
UNIVERSITY LAB			13	100%	13
CANTON-POTSDAM HOSPITAL LABORATORY		13			13
FORT WALTON BEACH DEVELOPMENTAL CENTER		12	1	8%	13
FUNGAL REFERENCE LABORATORY		12	1	8%	13
DYNAMIC DNA LAB		1	12	92%	13
CLINICAL LABORATORY SERVICES			13	100%	13
ENCOMPASS HEALTH REHABILITATION HOSPITAL		13			13
MARIANNA HEALTH AND REHABILITATION CENTER		13			13
WEINBERG VILLAGE		13			13
CORE LABORATORY		1	12	92%	13
STUART REHABILITATION AND HEALTHCARE		2	11	85%	13
ORLANDO LUTHERAN TOWERS ASSISTED LIVING		13			13
CLEVELAND CLINIC			13	100%	13
TOTTENVILLE CIRCLE URGENT CARE		12			12
BAPTIST MEDICAL CENTER EAST		9	3	25%	12
MASSACHUSETTS GENERAL HOSPITAL		1	11	92%	12
MEDEXPRESS URGENT CARE - BLOOMINGTON		11	1	8%	12
PROMEDICA LABORATORIES		11	1	8%	12
CARDIOLOGY AND MEDICINE ASSOCIATES INC		12			12
MI2297090CV HOLLAND-23D2189684		12			12
MCWHORTER SCHOOL OF PHARMACY		12			12
JESSIE TRICE COMMUNITY HEALTH SYSTEM, INC			12	100%	12
SUMMIT MEDICAL GROUP - 75 E NORTHFIELD		10	2	17%	12
MIDDLETOWN MEDICAL P C		5	7	58%	12
LEON CHD		12			12
INSTITUTE OF PATHOLOGY KINGS COUNTY		12			12
UR CARE FAMILY AND SPORTS MEDICINE			12	100%	12
MERIDIAN AT WATERWAYS, THE		10	2	17%	12
BETHESDA HEALTH PHYSICIAN GROUP INC			12	100%	12
HALIFAX HEALTH URGENT CARE		2	10	83%	12
APPLE DIAGNOSTICS LAB		5	7	58%	12
FLORIDA DEPT OF HEALTH		4	8	67%	12
PREMIER MEDICAL ASSOCIATES ALL FLORIDA LLC		12			12
LIFE CARE OF PORT SAINT LUCIE		3	9	75%	12

COVID-19: testing by laboratory

Data through Dec 19, 2020 verified as of Dec 20, 2020 at 09:25 AM

Data in this report are provisional and subject to change.

The numbers in the table below represent the number of Florida and non-Florida residents for whom test results were received by the Department of Health. A person can be tested by more than one laboratory and can have both positive and negative results. **Therefore, the sum of the numbers in each column will be larger than the total number of people tested.**

Reporting lab	Inconclusive	Negative	Positive	Percent positive	Total
ST JOSEPH HOSPITAL		11	1	8%	12
IREPERTOIRE_MOL_LAB		12			12
ACADIAN DIAGNOSTIC LABORATORIES		8	4	33%	12
SHELBY COUNTY HEALTH CARE CORPORATION		9	3	25%	12
EASTERN SHORE URGENT CARE		8	4	33%	12
DEPT OF VA MEDICAL CENTER - BAY PINES			12	100%	12
FLORIDA DEPARTMENT OF HEALTH IN HILLSBOROUGH COUNTY			12	100%	12
MINUTECLINIC DIAGNOSTIC		12			12
GLEN OAKS HEALTH AND REHABILITATION CENTER			12	100%	12
PALMS MEDICAL GROUP - LAKE CITY WEST		3	9	75%	12
BERNHARDT LABORATORIES		3	9	75%	12
TOTAL ACCESS URGENT CARE			12	100%	12
Consulate Health Care of Jacksonville			12	100%	12
BETHESDA HEALTH URGENT CARE			12	100%	12
MARION PEDIATRICS PA		9	3	25%	12
LONG ISLAND JEWISH VALLEY STREAM		12			12
FHCP-PORT ORANGE		3	9	75%	12
BROWARD DIALYSIS			12	100%	12
WALGREEN		4	8	67%	12
WORLD WRESTLING ENTERTAINMENT			12	100%	12
THE TRADITION OF THE PALM BEACHES		12			12
CALADIUM PEDIATRICS		11	1	8%	12
MELBOURNE FAMILY PRACTICE		11	1	8%	12
RESOLVE MOLECULAR DIAGNOSTICS		10	2	17%	12
NEMOURS CHILDREN'S URGENT CARE, ORLANDO - WATERFORD LAKES			12	100%	12
HUDSON VALLEY HOSPITAL CENTER LABORATORY		11	1	8%	12
THE TERRACE AT IVY ACRES ALF		11	1	8%	12
MORRIS PARK URGENT CARE		9	3	25%	12
ORANGE REGIONAL MEDICAL CENTER LABORATORY		10	2	17%	12
BARNETT PARK☐			12	100%	12
MAITLAND PRIMARY CARE		9	3	25%	12
KRYSTAL BAY NURSING AND REHABILITATION		9	3	25%	12
TIMBERLANE LODGE ALF		6	6	50%	12
NAPLES GREEN VILLAGE		12			12
VERITAS RESEARCH CORP			12	100%	12
ADVENT HEALTH EXPRESS		9	3	25%	12
ADVANCED EMURGENT CARE		5	7	58%	12
BROOKDALE PADDOCK HILLS		12			12
VPA PC LAB		12			12
NCHD		3	9	75%	12
UC HEALTH UNIVERSITY HOSPITAL		10	2	17%	12
FLORIDA DEPARMENT OF HEALTH CLAY COUNTY			12	100%	12
ADVENT HEALTH - KISSIMMEE		3	9	75%	12
FAMILY AND INTERNAL MEDICINE AT AVALON PARK		10	2	17%	12
INN AT LAKE SEMINOLE SQUARE, THE		11			11
PALMS REHABILITATION AND HEALTHCARE CENTER		9	2	18%	11
North Lake Care Center		11			11

COVID-19: testing by laboratory

Data through Dec 19, 2020 verified as of Dec 20, 2020 at 09:25 AM

Data in this report are provisional and subject to change.

The numbers in the table below represent the number of Florida and non-Florida residents for whom test results were received by the Department of Health. A person can be tested by more than one laboratory and can have both positive and negative results. **Therefore, the sum of the numbers in each column will be larger than the total number of people tested.**

Reporting lab	Inconclusive	Negative	Positive	Percent positive	Total
MARQUES PEDIATRICS			11	100%	11
LEHIGH VALLEY HOSPITAL		3	8	73%	11
SHELBY BAPTIST MEDICAL CENTER		6	5	45%	11
SUMTER PEDIATRICS		11			11
TREASURE COAST URGENT CARE			11	100%	11
ELITE HOME HEALTH SERVICES		11			11
PALM BEACH PATHOLOGY		9	2	18%	11
UNIVERSITY CENTRA CARE		10	1	9%	11
TROPICANA		5	6	55%	11
M&V SAN JOSE MEDICAL CENTER			11	100%	11
ROYAL CARE OF AVON PARK		9	2	18%	11
MONTEFIORE ST LUKE'S CORNWALL HOSPITAL		8	3	27%	11
LAB UNKNOWN			11	100%	11
SUMMIT ATLANTIC SURGERY CENTER		11			11
MIAMI CLINICAL RESEARCH CORP			11	100%	11
ADVENTHEALTH EXPRESS CARE AT			11	100%	11
BRYAN WHITFIELD MEMORIAL HOSPITAL		7	4	36%	11
SUNCOAST URGENT CARE			11	100%	11
FIRST CHOICE PEDIATRICS INC		10	1	9%	11
INNOVATIVE RESEARCH OF WEST FLORIDA		9	2	18%	11
EAST HILL MEDICAL GROUP		9	2	18%	11
PRATTVILLE BAPTIST HOSPITAL		9	2	18%	11
DARDEN WELLNESS CENTER		9	2	18%	11
OAKMONTE VILLAGE		10	1	9%	11
ADVENT HEALTH - CARROLLWOOD		3	8	73%	11
ASHTON PLACE	1	10			11
CORNERSTONE MEDICAL CARE OF BRANDON PL		9	2	18%	11
MAINSTREET FAMILY SELECT		1	10	91%	11
BROOKDALE DELAND			11	100%	11
STATEN ISLAND UNIVERSITY HOSPITAL		11			11
BASSETTI & ASSOCIATES, MD, PA			11	100%	11
NIGHT LITE PEDIATRICS CENTER, LLC		1	10	91%	11
COMPREHENSIVE CHILDCARE ASSOCIATES		8	3	27%	11
CARE FAST MURABELLA		7	4	36%	11
COLORADO DEPARTMENT OF PUBLIC HEALTH AND ENVIRONMENT			11	100%	11
PROHEALTH CARE ASSOCIATES MOBILE		9	2	18%	11
NEUROINTERNATIONAL SARASOTA		10	1	9%	11
DMH STEINHATCHEE FAMILY MEDICINE		8	3	27%	11
BAPTIST PRIMARY CARE PONTE VEDRA		6	5	45%	11
MORTON PLANT MEASE			11	100%	11
AIM LABORATORIES			11	100%	11
MD PLUS URGENT CARE, LLC			11	100%	11
MINUTECLINIC DIAGNOSTICS MEDICAL GROUP		11			11
NORTHERN WESTCHESTER HOSPITAL LABORATORY		9	2	18%	11
BHA CENTRAL COUNTY CLINIC		1	10	91%	11
East Bay Rehabilitation Center		5	6	55%	11
PRIMECARE ACQUISITION FAMILY PRACTICE INC		11			11

COVID-19: testing by laboratory

Data through Dec 19, 2020 verified as of Dec 20, 2020 at 09:25 AM

Data in this report are provisional and subject to change.

The numbers in the table below represent the number of Florida and non-Florida residents for whom test results were received by the Department of Health. A person can be tested by more than one laboratory and can have both positive and negative results. **Therefore, the sum of the numbers in each column will be larger than the total number of people tested.**

Reporting lab	Inconclusive	Negative	Positive	Percent positive	Total
FIRSTCARE CLINIC			11	100%	11
WINTER PARK CARE AND REHABILITATION			11	100%	11
ODYSSEY HEALTHCARE OF MARION COUNTY, LLC		11			11
EPIC REFERENCE LABS INC			11	100%	11
St. Annes Nursing Center, St. Annes Residence, Inc.		11			11
Belleair Healthcare Center		7	4	36%	11
MACKOUL PEDIATRICS FORT MYERS			11	100%	11
THE TERRACE OF SAINT CLOUD		9	2	18%	11
LABCORP BURLINGTON		1	10	91%	11
HOWARD BEACH URGENT CARE		11			11
QUOTIENT SCIENCES LABS LLC			11	100%	11
BIOREFERENCE LABORATORIES INC		3	8	73%	11
PSL NAPLES BH OPERATIONS, LLC		11			11
HOSPICE OF THE TREASURE COAST		10	1	9%	11
BLISS HEALTHCARE SERVICES			11	100%	11
BVL PEDIATRICS		11			11
ARNOT OGDEN MEDICAL CENTER LABORATORY		10			10
GENESIS		7	3	30%	10
BELLEVUE HOSPITAL CENTER DEPARTMENT		10			10
INTERMOUNTAIN CENTRAL LAB		1	9	90%	10
LAKE NONA MEDICAL SERVICES		3	7	70%	10
MEDICAL LABORATORY DIAGNOSTICS			10	100%	10
REDMED CLINIC OF ARLINGTON		9	1	10%	10
BROOKDALE PANAMA CITY		9	1	10%	10
LAKE MARY KIDS CENTRA CARE			10	100%	10
AMBRY GENETICS CORPORATION		10			10
CBC LAB		3	7	70%	10
MAGNOLIA PEDIATRICS		2	8	80%	10
OCALA OAKS REHABILITATION CENTER		7	3	30%	10
COVANCE CENTRAL LABORATORY			10	100%	10
BROWARD HEALTH CARE			10	100%	10
SOUTHEASTERN LABORATORY			10	100%	10
ALABAMA CLINICS		3	7	70%	10
FLORIDA ATLANTIC UNIVERSITY		8	2	20%	10
ALL MY KIDS PEDIATRICS INC		5	5	50%	10
Signature healthcare of Jacksonville		8	2	20%	10
Hialeah Nursing And Rehabilitation Center		6	4	40%	10
PINELLAS COUNTY HEALTH DEPARTMENT		2	8	80%	10
EXPRESS FAMILY CARE LLC			10	100%	10
BLOUNT MEMORIAL HOSPITAL		9	1	10%	10
BAPTIST MEMORIAL HEALTH CARE		9	1	10%	10
TENNESSEE DEPARTMENT OF HEALTH (TDH) - CENTRAL LABORATORY		2	8	80%	10
OHIO STATE UNIVERSITY MEDICAL CENTER			10	100%	10
PANCARE HEALTH - WEWA ELEMENTARY			10	100%	10
MINUTECLINIC DIAGNOSTIC OF RHODE ISLAND, LLC #590		10			10
COMMUNITY HEALTH CENTER		2	8	80%	10
MEDEX REGIONAL LABORATORIES LLC		1	9	90%	10

COVID-19: testing by laboratory

Data through Dec 19, 2020 verified as of Dec 20, 2020 at 09:25 AM

Data in this report are provisional and subject to change.

The numbers in the table below represent the number of Florida and non-Florida residents for whom test results were received by the Department of Health. A person can be tested by more than one laboratory and can have both positive and negative results. **Therefore, the sum of the numbers in each column will be larger than the total number of people tested.**

Reporting lab	Inconclusive	Negative	Positive	Percent positive	Total
ARDEN COURTS OF FORT MYERS		10			10
GROWING TOGETHER PEDIATRICS, LLC		8	2	20%	10
UMHC/SYLVESTER AT KENDALL		1	9	90%	10
NORTH OKALOOSA PHYSICIAN GROUP		10			10
PANCARE HEALTH - VERNON ELEMENTARY			10	100%	10
CAPE CORAL HOSPITAL ABG LABORATORY		4	6	60%	10
VETERNANS ADMINISTRATION			10	100%	10
VASCONCELLO COHEN MD PA		9	1	10%	10
JFK MEDICAL CENTER NORTH LAB		1	9	90%	10
LYSTER ACH FT RUCKER AL		9	1	10%	10
MINUTECLINIC, LLC, DBA MINUTECLINIC #2544		9	1	10%	10
NAPHCARE, INC.			10	100%	10
AVANTE ST CLOUD		7	3	30%	10
GLEN OAKS URGENT CARE		10			10
GADSDEN REGIONAL MEDICAL CENTER		10			10
GRAND VILLA OF DELAND		9	1	10%	10
TURNING POINT OF TAMPA		9	1	10%	10
LAKE BALDWIN CBOC		9	1	10%	10
GRACE MEDICAL HOME		8	2	20%	10
PBC PREMIER FAMILY HEALTH			10	100%	10
ROCKLEDGE		1	9	90%	10
EMERALD COAST HOSPICE - CRESTVIEW		10			10
Cross Gardens Care Center		10			10
ADVENT HEALTH - WINTER HAVEN		6	4	40%	10
NEW JERSEY DEPARTMENT OF HEALTH COMMUNICABLE DISEASE SERVICE		3	7	70%	10
CREATIVE TESTING SOLUTIONS		3	7	70%	10
PHELPS HOSPITAL LABORATORY		10			10
HIALEAH HOSPITAL RESPIRATORY DEPT			10	100%	10
PROFESSIONAL PARK PEDIATRICS PA			10	100%	10
ARBOR TERRACE ORTEGA LLC		10			10
ROSLYN URGENT CARE		10			10
MHHS All Lab Subsection		10			10
BEAUMONT LABORATORY			10	100%	10
PANCARE HEALTH - JACKSON COUNTY		6	4	40%	10
OKEECHOBEE COUNTY HEALTH DEPT	1	6	3	30%	10
CAREATC			10	100%	10
MINUTECLINIC DIAGNOSTIC OF NORTH CAROL		7	3	30%	10
MEDEXPRESS URGENT CARE LEWISBURG		10			10
LUCID DIAGNOSTICS LABS			10	100%	10
HCR MANORCARE		10			10
APPALACHIAN REGIONAL HEALTHCARE SYSTEM		10			10
BOND CLINIC DR ELDEEB		1	9	90%	10
Z UROLOGY		10			10
BUREAU OF PUBLIC HEALTH		1	9	90%	10
WATSON HEALTHCARE		7	3	30%	10
ADDINGTON PLACE AT WELLINGTON GREEN		10			10
EMERALD COAST PEDIATRICS			10	100%	10

COVID-19: testing by laboratory

Data through Dec 19, 2020 verified as of Dec 20, 2020 at 09:25 AM

Data in this report are provisional and subject to change.

The numbers in the table below represent the number of Florida and non-Florida residents for whom test results were received by the Department of Health. A person can be tested by more than one laboratory and can have both positive and negative results. **Therefore, the sum of the numbers in each column will be larger than the total number of people tested.**

Reporting lab	Inconclusive	Negative	Positive	Percent positive	Total
FIRST CHOICE PEDIATRICS WINTER SPRINGS		9			9
ADVENTHEALTH MEDICAL GROUP CARE CLINIC AT		7	2	22%	9
SOUTHCOR LABORATORY		2	7	78%	9
OMNI			9	100%	9
ANY LAB TEST NOW INC			9	100%	9
BAYONET POINT HOSPITAL			9	100%	9
CARENOW URGENT CARE-MT JULIET		8	1	11%	9
CAREHERE- LCS LEESBURG			9	100%	9
COLLEGE POINT URGENT CARE		8	1	11%	9
WELLMED AT SOUTH PARSONS		8	1	11%	9
MINUTECLINIC LLC #8927		6	3	33%	9
FLORIDA PEDIATRIC GROUP PA		8	1	11%	9
CVS MINUTE CLINIC DIAGNOSTIC OF TEXAS LLC		6	3	33%	9
HUNTINGTON STATION URGENT CARE		8	1	11%	9
Jupiter Medical Center Pavilion		8	1	11%	9
RAINBOW PEDIATRIC CENTER		2	7	78%	9
UNAVAILABLE/UNKNOWN/NO INFORMATION FOUND			9	100%	9
CYPRESS POINT LIVING, LLC		7	2	22%	9
UNION CHD		8	1	11%	9
NORTHSHORE UNIVERSITY HEALTHSYSTEM EVANSTON HOSPITAL LAB			9	100%	9
ILLINOIS DEPT OF PUBLIC HEALTH LAB - SPRINGFIELD			9	100%	9
PRECISION GENETICS			9	100%	9
GCPM MANUAL MICROBIOLOGY		1	8	89%	9
TOWERS HOME CARE		9			9
SOUTH NASSAU COMMUNITIES HOSPITAL		7	2	22%	9
PARROTT MEDICAL CLINIC			9	100%	9
MERCY MEDICAL CENTER		3	6	67%	9
MARKET STREET VIERA		9			9
NORTHWEST FLORIDA SLEEP			9	100%	9
LAKE NONA MEDICAL SERVICE LLC		9			9
VILLAGE PLACE HEALTH AND REHAB		9			9
PEDIATRIC HEALTH CARE ALLIANCE			9	100%	9
UNIVERSITY HOSPITAL UC HEALTH		6	3	33%	9
NORTHBROOK CENTER FOR		8	1	11%	9
Salerno Bay Health & Rehabilitation Center		8	1	11%	9
CHEMISYS LABORATORIES		1	8	89%	9
PLYMOUTH HARBOR INCORPORATED		9			9
BAYA URGENT CARE LLC		1	8	89%	9
BARTON FAMILY PRACTICE		5	4	44%	9
RAINBOW PEDIATRICS			9	100%	9
LIFE CARE CENTER OF PORT ST. LUCIE		6	3	33%	9
RIVERSIDE MEDICAL GROUP		8	1	11%	9
BRIDGEWAY HEALTH CLINICS INC			9	100%	9
COASTAL SKIN SURGERY AND DERMATOLOGY		6	3	33%	9
BROOKDALE CANOPY OAKS			9	100%	9
PATEL MEDICAL VENTURES		8	1	11%	9
FAMILY MEDICINE AT HUNTERS CREEK		9			9

COVID-19: testing by laboratory

Data through Dec 19, 2020 verified as of Dec 20, 2020 at 09:25 AM

Data in this report are provisional and subject to change.

The numbers in the table below represent the number of Florida and non-Florida residents for whom test results were received by the Department of Health. A person can be tested by more than one laboratory and can have both positive and negative results. **Therefore, the sum of the numbers in each column will be larger than the total number of people tested.**

Reporting lab	Inconclusive	Negative	Positive	Percent positive	Total
TMH PHYSICIAN PARTNERS - MONTICELLO		8	1	11%	9
BOCA RATON REGIONAL HOSPITAL LAB			9	100%	9
SOUTHEASTERN OUTPATIENT SURGERY CENTER		9			9
VALLEY IMMEDIATE CARE		8	1	11%	9
NEMOURS CHILDREN'S PRIMARY CARE VERO BEACH			9	100%	9
SAN JOSE SENIOR CARE LLC		6	3	33%	9
ADVENTHEALTH MEDICAL GROUP FAMILY MEDICINE		9			9
OCOOE PEDIATRICS		8	1	11%	9
MOLECULAR PATHOLOGY LABORATORY			9	100%	9
MOUNT DORA PEDIATRICS		8	1	11%	9
FLUSHING HOSPITAL MEDICAL CENTER		7	2	22%	9
SAMARITAN MEDICAL CENTER		9			9
CHILDREN'S HEALTH CENTER INC.		7	2	22%	9
LPG PEDIATRICS AT PAGE FIELD		9			9
HAWKINS FAMILY MEDICINE LLC		8	1	11%	9
MIDMICHIGAN MEDICAL CENTER			9	100%	9
MID-FLORIDA PATHOLOGY, LLC		9			9
MINUTECLINIC DIAGNOSTIC OF PENNSYLVANI		9			9
Maury Regional Hospital		6	3	33%	9
ROBERT WOOD JOHNSON HOSPITAL		7	1	13%	8
COLLIER COUNTY HEALTH DEPT.		4	4	50%	8
VETERAN AFFAIRS MEDICAL CENTER - JAMES J PETERS		6	2	25%	8
GOLISANO CHILDREN'S HOSPITAL OF SOUTHWEST FLORIDA		6	2	25%	8
ONEIDA HEALTHCARE CENTER		8			8
CARENOW URGENT CARE-BRENTWOOD		6	2	25%	8
OHIO CVS STORES, LLC DBA		8			8
WHITE SANDS OUTPATIENT SERVICES (WSOP SERVICES LLC		8			8
DOCTOR'S IN HOUSE LAB			8	100%	8
DOCTOR'S IN-HOUSE LAB/COMMUNITY HEALTH CENTERS OF PINELLAS - CLEARWATE			8	100%	8
PRIMARY CARE MEDICINE		7	1	13%	8
ADVANCED DIAGNOSTIC LABORATORY		1	7	88%	8
BROOKDALE BRANDON		8			8
NATURE COAST REGIONAL MEDICAL CENTER			8	100%	8
CHILDRENS MEDICAL CENTER			8	100%	8
ROBERT H JENKINS JR VETERANS' DOMICILIARY HOME OF		7	1	13%	8
MINUTECLINIC, LLC #5817		6	2	25%	8
CARENOW URGENT CARE - EAST NASHVILLE		7	1	13%	8
STATEN ISLAND UNIVERSITY HOSPITAL SEGUINE AVE		8			8
ATLANTIC CONSOLIDATED LABORATORY		8			8
Wesley Place on Honeysuckle		8			8
CARROLL GARDENS URGENT CARE		8			8
JX REF LAB			8	100%	8
SYLVESTER AT PLANTATION LABORATORY		7	1	13%	8
BEAUMONT EMERGENCY CENTER			8	100%	8
CIAN DIAGNOSTICS			8	100%	8
FHCP-ORANGE CITY			8	100%	8
BAPTIST HEALTH			8	100%	8

COVID-19: testing by laboratory

Data through Dec 19, 2020 verified as of Dec 20, 2020 at 09:25 AM

Data in this report are provisional and subject to change.

The numbers in the table below represent the number of Florida and non-Florida residents for whom test results were received by the Department of Health. A person can be tested by more than one laboratory and can have both positive and negative results. **Therefore, the sum of the numbers in each column will be larger than the total number of people tested.**

Reporting lab	Inconclusive	Negative	Positive	Percent positive	Total
HOLY NAME MEDICAL CENTER	1	6	1	13%	8
BENDERSON FAMILY SKILLED NURSING AND □		8			8
CVS MINUTE CLINIC, LLC		6	2	25%	8
The Ponce Therapy Care Center		8			8
THE WOLFF CENTER FOR CHILD & ADOLESCENT HEALTH			8	100%	8
MOSOLF PEDIATRICS			8	100%	8
EXECUTIVE MEDICAL SERVICES		8			8
JOHNS HOPKINS MEDICAL LABORATORIES		1	7	88%	8
TEXAS DEPARTMENT OF STATE HEALTH SERVICES		2	6	75%	8
MINUTECLINIC MINUTECLINIC #8746		8			8
METHODIST MEDICAL CENTER		6	2	25%	8
HUNTINGTON VILLAGE URGENT CARE		8			8
CVS PHARMACY NO 274		8			8
PRIMECARE AT TWIN LAKES			8	100%	8
ALLINA HEALTH - ABBOTT NORTHWESTERN HOSPITAL		5	3	38%	8
BARTON PARKER OD PC		8			8
UNIVERSITY MEDICAL CENTER		8			8
ALTAMONTE MD			8	100%	8
MINUTE CLINIC DIAGNOSTIC OF VIRGINIA		5	3	38%	8
ADVENTHEALTH MEDICAL GROUP		8			8
LIFE CARE CITRUS COUNTY			8	100%	8
BAPTIST OUTPATIENT			8	100%	8
MEDEXPRESS URGENT CARE PARKERSBURG		7	1	13%	8
FAMILY CARE			8	100%	8
ALCOVE ASSISTED LIVING FACILITY		8			8
GENE STREET LABORATORIES, LLC		6	2	25%	8
COMMUNITY MEDICAL CARE CENTER INC			8	100%	8
FAMILY PRACTICE ON THE GO		6	2	25%	8
WACO HHSSURGEWACO	1	6	1	13%	8
INTERNAL MEDICINE ASSOCIATES OF JACKSON HOSPITAL			8	100%	8
AVENTURA HOSPITAL AND MEDICAL CENTER			8	100%	8
FOUNTAINVIEW BY FIVE STAR QUALITY CARE		7	1	13%	8
MID-HUDSON VALLEY DIVISION OF WESTCHESTER MEDICAL		8			8
MEDEXPRESS URGENT CARE - SEMINOLE SQUA		7	1	13%	8
ASSISTED LIVING OF BROWARD		8			8
ALACHUA COUNTY HEALTH DEPARTMENT		1	7	88%	8
FAMILY HEALTH CENTER			8	100%	8
MINUTECLINIC DIAGNOSTIC OF NORTH CAROLINA PC		8			8
HORIZON MEDICAL GROUP		7	1	13%	8
CVS MINUTE CLINIC DIAGNOSTIC OF NORTH CAROL		8			8
X-GENE MOLECULAR LABS		1	7	88%	8
SOS MOBILE MEDICAL CARE LLC		8			8
HARBORCHASE OF DR PHILLIPS		7	1	13%	8
ORMOND BEACH CENTRA CARE			8	100%	8
HEALTHMARK REGIONAL HOSPITAL LAB		4	4	50%	8
LAKEVIEW HEALTH CARE SYSTEMS		4	4	50%	8
RICHMOND UNIVERSITY MEDICAL CENTER		7	1	13%	8

COVID-19: testing by laboratory

Data through Dec 19, 2020 verified as of Dec 20, 2020 at 09:25 AM

Data in this report are provisional and subject to change.

The numbers in the table below represent the number of Florida and non-Florida residents for whom test results were received by the Department of Health. A person can be tested by more than one laboratory and can have both positive and negative results. **Therefore, the sum of the numbers in each column will be larger than the total number of people tested.**

Reporting lab	Inconclusive	Negative	Positive	Percent positive	Total
BLOCK NATION CHASE		4	4	50%	8
REGENCY OAKS HEALTH CENTER		8			8
ADVENT HEALTH - FOUR CORNERS ER		8			8
SAMARITAN HOSPITAL LABORATORY		7	1	13%	8
WESTCHESTER GENERAL HOSPITAL BLOOD GAS LAB			8	100%	8
MICHIGAN DEPARTMENT OF COMMUNITY HEALTH		1	7	88%	8
HOLIDAY MEDICAL ASSOCIATES		1	7	88%	8
NIGHT OWL PEDIATRICS URGENT CARE			8	100%	8
ST. JOSEPH HOSPITAL AND HEALTH CARE INC.			8	100%	8
BIOTECH CLINICAL LABORATORIES, INC.		1	7	88%	8
MD NOW MEDICAL CENTERS INC			8	100%	8
AUBURN COMMUNITY HOSPITAL		7	1	13%	8
FLORIDA ENDOSCOPY & SURGERY CTR LLC		8			8
TRINITY MEDICAL ASSOCIATES LLC			8	100%	8
GENTIVA HEALTH SERVICES CERTIFIED INC		8			8
GENEUS DIAGNOSTICS			8	100%	8
MD BEAUTY LABS, PA		8			8
ORLANDO HEALTH PHYSICIAN ASSOCIATES		4	3	43%	7
DOCTORS CLINICAL LABORATORY, INC		5	2	29%	7
EMERGENCY MEDICAL CENTER		2	5	71%	7
GENTRY PARK ORLANDO ASSISTED LIVING		6	1	14%	7
NOVANT HEALTH INPATIENT CARE		2	5	71%	7
HEALTH CARE LABORATORY SERVICES		1	6	86%	7
MEDEXPRESS URGENT CARE, MOON TOWNSHIP		7			7
BAYLOR GENETICS		5	2	29%	7
NORTHWEST FLORIDA ENT, PA		3	4	57%	7
DIAGNOSTIC CLINIC		6	1	14%	7
ALACHUA			7	100%	7
SIGMUND LABS LLC		7			7
HOLY GARDEN ALF, INC.		7			7
BRADENTON PHYSICIANS MEDICAL CENTER			7	100%	7
HEALTHWORKS MED GROUP OF FLORIDA PA		2	5	71%	7
DEPARTMENT OF HEALTH- CITRUS COUNTY			7	100%	7
Consulate Health Care of Brandon		7			7
PEDIATRICS OF CENTRAL FLORIDA		5	2	29%	7
ISLAND LAKE CENTER		3	4	57%	7
TRUE HEALTH DIAGNOSTICS		1	6	86%	7
SARASOTA - ROBERT L TAYLOR COMMUNITY CENTER		1	6	86%	7
FLORIDA CLINICAL LAB			7	100%	7
ALLEGRO - TAMPA	1	4	2	29%	7
Rosewood Healthcare and Rehabilitation Center		5	2	29%	7
Sunset Lake Health and Rehabilitation Center		7			7
Ocoee Health Care Center		7			7
WYOMING COUNTY COMMUNITY HOSPITAL LABORATORY		7			7
MICHELLE S PAGE MD PA		7			7
MISSOURI DEPARTMENT OF HEALTH AND SENIOR SERVICES			7	100%	7
LEE COUNTY HEALTH DEPARTMENT		4	3	43%	7

COVID-19: testing by laboratory

Data through Dec 19, 2020 verified as of Dec 20, 2020 at 09:25 AM

Data in this report are provisional and subject to change.

The numbers in the table below represent the number of Florida and non-Florida residents for whom test results were received by the Department of Health. A person can be tested by more than one laboratory and can have both positive and negative results. **Therefore, the sum of the numbers in each column will be larger than the total number of people tested.**

Reporting lab	Inconclusive	Negative	Positive	Percent positive	Total
FLORIDA HOSPITAL KISSIMMEE		4	3	43%	7
CARENOW URGENT CARE-MADISON		7			7
METROPOLITAN HOSPITAL CENTER		6	1	14%	7
FLORIDA DIGESTIVE AND LIVER SPECIALIST		7			7
FLORIDA HOSPITAL WINTER PARK		6	1	14%	7
LAKEVIEW HEALTH SYSTEMS			7	100%	7
VETERANS AFFAIRS MEDICAL CENTER - OUTPATIENT			7	100%	7
DIEGO FALLON MD PA		5	2	29%	7
HEARTLAND PEDIATRICS OF LAKE PLACID			7	100%	7
NOVARI CARE LLC		3	4	57%	7
UNIVERSITY OF WASHINGTON MEDICAL CENTER			7	100%	7
SCHOOL OF PHARMACY AND PHARMACEUTICAL		7			7
LAB UNKNOWN		6	1	14%	7
VIRTUA VOORHEES HOSPITAL		5	2	29%	7
SURGOINSVILLE PHARMACY		7			7
SOUTH COM HEALTH CLINIC, DEPT. OF THE ARMY		7			7
THE VILLAGES HEALTH		5	2	29%	7
BAPTIST PEDIATRICS		6	1	14%	7
CALHOUN COUNTY HEALTH DEPT		2	5	71%	7
ORANGE PARK PEDIATRIC ASSOCIATES		1	6	86%	7
DORAL URGENT CARE			7	100%	7
QUE		4	3	43%	7
HEALTH NETWORK LABORATORIES		6	1	14%	7
NORTON HEALTHCARE			7	100%	7
CVS PHARMACY #8800		5	2	29%	7
WELLMED AT PORT ST LUCIE WEST		6	1	14%	7
MEYER PEDIATRICS CHTD		7			7
FLORIDA CENTER FOR DERMATOLOGY LABORATORY			7	100%	7
CENTRAL FLORIDA PEDIATRIC URGENT CARE LLC		6	1	14%	7
MEDLABS DIAGNOSTICS		7			7
ALBIBI		1	6	86%	7
EAR NOSE AND THROAT ASSOCIATES OF MANATEE, P.A.		7			7
JUPITER MEDICAL CENTER			7	100%	7
LEPE'S HOUSE			7	100%	7
RIVER OAKS TREATMENT CENTER			7	100%	7
ARCHBOLD MEMORIAL HOSPITAL/LAB		3	4	57%	7
INN AT ASTON GARDENS AT PELICAN POINTE,THE		7			7
LAKES DIALYSIS CENTER INC			7	100%	7
THE MARY IMOGENE BASSETT HOSPITAL		7			7
MONTEFIORE NYACK HOSPITAL AFFILIATED LABORATORY		7			7
ST JUDE LABORATORIES		5	2	29%	7
LYNMOORE,THE		7			7
COASTAL FAMILY PRACTICE		4	3	43%	7
DOH-TAMPA BRANCH LABORATORY (MLK BLVD)		3	4	57%	7
TRUE HEALTH		5	2	29%	7
ECLRS		2	5	71%	7
CENTER ONE SURGERY CENTER		6	1	14%	7

COVID-19: testing by laboratory

Data through Dec 19, 2020 verified as of Dec 20, 2020 at 09:25 AM

Data in this report are provisional and subject to change.

The numbers in the table below represent the number of Florida and non-Florida residents for whom test results were received by the Department of Health. A person can be tested by more than one laboratory and can have both positive and negative results. **Therefore, the sum of the numbers in each column will be larger than the total number of people tested.**

Reporting lab	Inconclusive	Negative	Positive	Percent positive	Total
PBC FOUNDCARE INC			7	100%	7
SUNSHINE ASSISTED LIVING		7			7
HIGHLANDS LAKE CENTER		7			7
MEDEXPRESS URGENT CARE - BENTON HARBOR		7			7
URGENT CARE CENTER AT PINNACLE		4	3	43%	7
PERSONAL PEDIATRICS PA		5	2	29%	7
GULFSIDE HOSPICE INC		4	3	43%	7
AVON PARK PEDIATRICS			7	100%	7
PASSPORT HEALTH			7	100%	7
DOCTOR'S IN-HOUSE LAB/COMMUNITY HEALTH CENTERS OF PINELLAS -PINELLAS P			7	100%	7
GULF COAST MEDICAL GROUP		2	5	71%	7
MAINSTREET FAMILY CARE			7	100%	7
MERCY COLLEGE HEALTH OFFICE		6			6
BAY STREET PHARMACY☐		6			6
MINUTECLINIC DIAGNOSTIC OF HAWAII LLC		6			6
CAPITAL HEALTH PLAN LABORATORIES			6	100%	6
CRESTVIEW URGENT CARE			6	100%	6
MINUTECLINIC DIAGNOSTIC OF NORTH CAROLINA, PC		5	1	17%	6
JOSEF SCHENKER MD PC		6			6
CHILDREN'S HOSPITAL OF PHILADELPHIA		5	1	17%	6
FLORIDA HOSPITAL APOPKA		5	1	17%	6
TEXAS MEDCLINIC			6	100%	6
FLORIDA MEDICAL SPECIALISTS		2	4	67%	6
PATHGROUP LABS, LLC		4	2	33%	6
IRL MARKET LAB			6	100%	6
NEW YORK PRESBYTERIAN - LOWER MANHATTAN		6			6
MONROE COUNTY HOSPITAL		4	2	33%	6
LIFE'S SPECIAL MOMENTS INC		6			6
CVS MINUTE CLINIC DIAGNOSTIC OF TEXAS, LLC		6			6
COMMONWEALTH OF MASSACHUSETTS			6	100%	6
SONATA BOYNTON BEACH		5	1	17%	6
ARLINGTON OF NAPLES		6			6
PROHEALTH MED		1	5	83%	6
LUMADOC HEALTH		4	2	33%	6
SONORA QUEST LABORATORIES			6	100%	6
Northwell Lab		2	4	67%	6
PATHLINE			6	100%	6
BAYCARE MEDICAL GROUP INC			6	100%	6
CHILDREN'S HEALTHCARE OF ATLANTA/EGLESTON		6			6
MINUTECLINIC LLC #5187		4	2	33%	6
WALTON PLACE		6			6
MEDEXPRESS URGENT CARE - TIMBERLAKE		6			6
LADY LAKE SPECIALTY CARE			6	100%	6
PENN MEDICINE PRINCETON MEDICAL CENTER		6			6
FLORIDA WOMAN CARE LABORATORY			6	100%	6
WILDLIGHT LAB			6	100%	6
DOH JACKSONVILLE CENTRAL LABORATORY		3	3	50%	6

COVID-19: testing by laboratory

Data through Dec 19, 2020 verified as of Dec 20, 2020 at 09:25 AM

Data in this report are provisional and subject to change.

The numbers in the table below represent the number of Florida and non-Florida residents for whom test results were received by the Department of Health. A person can be tested by more than one laboratory and can have both positive and negative results. **Therefore, the sum of the numbers in each column will be larger than the total number of people tested.**

Reporting lab	Inconclusive	Negative	Positive	Percent positive	Total
CAREWELL 301 - WARWICK			6	100%	6
Manor Care of Dunedin		6			6
MC DIAGNOSTIC OF CONNECTICUT, PC #1960		6			6
KINDRED HOSPITAL CENTRAL TAMPA BLOOD GAS		6			6
ENIGMA DIAGNOSTIC, INC.			6	100%	6
GENETIC TECHNOLOGICAL INNOVATIONS			6	100%	6
PENINSULA CARE AND REHABILITATION CENTER			6	100%	6
CARENOW URGENT CARE-SOUTHLAKE			6	100%	6
MERCY HEALTH—MUSKEGON		5	1	17%	6
THOMAS JEFFERSON UNIVERSITY HOSPITAL		4	2	33%	6
ISLAND COAST PEDIATRICS IN-HOUSE LAB		6			6
49D2045214PHYSICIAN OFFICE-WAVERMEEXPRESS URGENT CARE - HARRISONBU		3	3	50%	6
FREEDOM SQUARE NURSING CENTER			6	100%	6
PUBLIC HEALTH LAB		6			6
BROOKDALE MANDARIN CENTRAL			6	100%	6
JACKSON CLINIC PA,THE		3	3	50%	6
IU HEALTH PATHOLOGY		1	5	83%	6
THE VILLAGES REGIONAL HOSPITAL FREESTANDING		3	3	50%	6
AVOW HOSPICE INC		6			6
LAWTON CHILES HEALTH CENTER		1	5	83%	6
THE CLINIC PREMISE HEALTH			6	100%	6
TAMIAMI LAB MILLENIUM			6	100%	6
HEALTHPARK MEDICAL CENTER ABG LAB		5	1	17%	6
TIMBER CREEK PEDIATRICS		6			6
ETHOS LABORATORIES		6			6
JERSEY SHORE MEDICAL CENTER		6			6
BAYCARE ALLIANT HOSPITAL			6	100%	6
CLEARWATER PEDIATRIC CARE		1	5	83%	6
Thermopolis Rehabilitation Wellness		6			6
AARK LABORATORY		6			6
BOCA VIPEDIATRICS			6	100%	6
CVS HEALTH, #3396		6			6
NOT INDICATED		1	5	83%	6
FORT HAMILTON URGENT CARE		6			6
MEDEXPRESS URGENT CARE - PANTOPS		5	1	17%	6
VERMONT DEPARTMENT OF HEALTH		1	5	83%	6
CAMPBELL URGENT CARE			6	100%	6
LUXOR SCIENTIFIC LLC			6	100%	6
MID FLORIDA PATHOLOGY LLC		5	1	17%	6
MEDEXPRESS URGENT CARE- MARYLAND		6			6
CAPE CORAL URGENT CARE		3	3	50%	6
ENT AND ALLERGY ASSOCIATES OF FLORIDA LLC		6			6
SOUTH CAROLINA DEPARTMENT OF HEALTH			6	100%	6
PALMETTO HEALTH ALLIANCE		3	3	50%	6
ST LUKES ROOSEVELT LABORATORY		6			6
WATAUGA MEDICAL CENTER		4	2	33%	6
GRACE REHABILITATION CENTER OF VERO BEACH		4	2	33%	6

COVID-19: testing by laboratory

Data through Dec 19, 2020 verified as of Dec 20, 2020 at 09:25 AM

Data in this report are provisional and subject to change.

The numbers in the table below represent the number of Florida and non-Florida residents for whom test results were received by the Department of Health. A person can be tested by more than one laboratory and can have both positive and negative results. **Therefore, the sum of the numbers in each column will be larger than the total number of people tested.**

Reporting lab	Inconclusive	Negative	Positive	Percent positive	Total
BEACON AT GULF BREEZE, THE		6			6
DEBARY HEALTH AND REHABILITATION CENTER		6			6
LAKELAND HILLS CENTER		2	4	67%	6
RIVERVIEW REGIONAL MEDICAL CENTER		6			6
MONTEFIORE MEDICAL CENTER LABORATORIES - WEILER		4	2	33%	6
MINIMALLY INVASIVE VASCULAR INC		6			6
FIRST COAST CARDIOVASCULAR INSTITUTE PA			6	100%	6
KEYSTONE PLACE AT NAPLES PRESERVE		4	2	33%	6
SAINT PETER'S UNIVERSITY HOSPITAL		6			6
UNILAB		2	4	67%	6
BETH ISRAEL DEACONESS MEDICAL CENTER			6	100%	6
MIAMI BEACH COMMUNITY HEALTH CENTER INC			6	100%	6
MONTEFIORE MEDICAL CENTER LABORATORIES - NORTH		5			5
NEW HAMPSHIRE DEPARTMENT OF HEALTH AND HUMAN SERVICES		3	2	40%	5
PEDIATRIC HEALTHCARE ALLIANCE			5	100%	5
MANATEE PEDIATRICS			5	100%	5
DEPARTMENT OF HEALTH AND HUMAN SERVICES LANSING			5	100%	5
SOUTHERN OCEAN MEDICAL CENTER		5			5
BROOKDALE CLERMONT			5	100%	5
ROSS MEDICAL GROUP			5	100%	5
VIBRANT AMERICA		3	2	40%	5
WOODHULL MEDICAL AND MENTAL HEALTH CTR		5			5
MAIMONIDES MEDICAL CENTER		4	1	20%	5
STATMED OCALA			5	100%	5
CRESTWOOD MEDICAL CENTER		4	1	20%	5
MOUNT SINAI BROOKLYN LABORATORY		4	1	20%	5
NORTH FLORIDA PEDIATRICS JASPER			5	100%	5
LABCORP UNSPECIFIED		5			5
WEST PACIFIC MEDICAL LABORATORY			5	100%	5
GUTHRIE MEDICAL GROUP LABORATORIES		5			5
NELSON BIOLOGICAL			5	100%	5
LAKE MARY - STIRLING CENTER SUITE 202			5	100%	5
COMMUNITY HEALTH OF SOUTH FLORIDA			5	100%	5
RIVER CITY PRIMARY AND URGENT CARE			5	100%	5
DR PHILLIPS MEDICAL WELLNESS CENTER		5			5
FRANCES WARDE MEDICAL LABORATORY		2	3	60%	5
WESTMINSTER SHORES			5	100%	5
URGENT MEDICAL CENTER INC		2	3	60%	5
CARL R DARNALL ARMY MEDICAL CENTER			5	100%	5
PRECISION LABS LLC		2	3	60%	5
FLORIDA HOSPITAL LAKE MARY		5			5
XRL SXF REF LAB		5			5
MEDICAL CENTER OF BLOUNTSTOWN			5	100%	5
ORMOND MEDICAL ARTS		3	2	40%	5
MEDEXPRESS ELKINS		5			5
LIGHTHOUSE PEDIATRICS OF NAPLES		3	2	40%	5
MEDEXPRESS URGENT CARE-MUNCIE		5			5

COVID-19: testing by laboratory

Data through Dec 19, 2020 verified as of Dec 20, 2020 at 09:25 AM

Data in this report are provisional and subject to change.

The numbers in the table below represent the number of Florida and non-Florida residents for whom test results were received by the Department of Health. A person can be tested by more than one laboratory and can have both positive and negative results. **Therefore, the sum of the numbers in each column will be larger than the total number of people tested.**

Reporting lab	Inconclusive	Negative	Positive	Percent positive	Total
LORI MCAULIFFE MD PA			5	100%	5
THE UNIVERSITY OF VERMONT MEDICAL CENTER		4	1	20%	5
EXPRESS DOCS LLC			5	100%	5
MEDEXPRESS URGENT CARE-LATROBE		5			5
WOODLAND TOWERS		4	1	20%	5
CLEVELAND TENNESSEE HOSPITAL COMPANY		5			5
CITRUS COUNTY HEALTH DEPARTMENT		4	1	20%	5
ACCESS PHARMACY		5			5
TANNER MEDICAL CENTER EAST AL		5			5
MEADOWCREST FAMILY PHYSICIANS PA			5	100%	5
LUTHERAN HAVEN ASSISTED LIVING		5			5
ATLANTIC COMMUNITY HIGH SCHOOL		4	1	20%	5
WAKEMED		1	4	80%	5
URGENT CARE & FAMILY PRACTICE CENTER			5	100%	5
ADIRONDACK MEDICAL CENTER		5			5
BAYSHORE LABORATORY		4	1	20%	5
WEST COAST FAMILY MEDICAL CARE		1	4	80%	5
GOOD SAMARITAN SOCIETY OF DAYTONA		5			5
WADSWORTH CENTER - DAVID AXELROD INSTITUTE		5			5
CORAL LANDING ASSISTED LIVING		5			5
ADVENTHEALTH EXPRESS CARE AT WALGREENS			5	100%	5
LAKE NONA PEDIATRICS IN ASSOCIATION WITH NEMOURS		5			5
Westchester General Hospital			5	100%	5
GULF COAST VETERANS HCS PANAMA CITY OPC		5			5
BETHESDA COMMUNITY HEALTH CENTER			5	100%	5
PEDIATRICS OF CENTRAL FLORIDA – POINCIANA		3	2	40%	5
GRAND VILLA OF ALTAMONTE SPRINGS			5	100%	5
HILLSBOROUGH COUNTY HEALTH DEPARTMENT			5	100%	5
NORTH BEACH REHABILITATION CENTER		4	1	20%	5
DOCS URGENT CARE		1	4	80%	5
PRECISION DIAGNOSTICS INC - NJ		5			5
INDIAN RIVER PRIMARY CARE PA		5			5
KENILWORTH CARE & REHABILITATION CENTER			5	100%	5
CARE HERE		1	4	80%	5
CLEVELAND CLINIC MARTIN HEALTH NURSING & RESTORATIVE		5			5
ST VINCENT'S CHILTON		4	1	20%	5
The Waterford		5			5
Florida Clinical Laboratory		1	4	80%	5
COOPER HOSPITAL/UNIVERSITY MEDICAL		5			5
BAPTIST PRIMARY BLACK CREEK SOUTH			5	100%	5
GLEN FALLS HOSPITAL DEPARTMENT OF PATHOLOGY		5			5
URGENT CARE OF LONGWOOD			5	100%	5
DESOTO HEALTH AND REHAB LLC		3	2	40%	5
FINLAY		1	4	80%	5
SOUTHEASTERN PEDIATRIC ASSOCIATES			5	100%	5
MEDEXPRESS URGENT CARE - MAPLE DRIVE		5			5
GENTIVA HEALTH SERVICES		5			5

COVID-19: testing by laboratory

Data through Dec 19, 2020 verified as of Dec 20, 2020 at 09:25 AM

Data in this report are provisional and subject to change.

The numbers in the table below represent the number of Florida and non-Florida residents for whom test results were received by the Department of Health. A person can be tested by more than one laboratory and can have both positive and negative results. **Therefore, the sum of the numbers in each column will be larger than the total number of people tested.**

Reporting lab	Inconclusive	Negative	Positive	Percent positive	Total
PEDIATRIC URGENT HEALTH CARE			5	100%	5
CURATIVE CARE CENTER INC		1	4	80%	5
BEACH HOUSE		5			5
ILLINOIS DEPARTMENT OF PUBLIC HEALTH			5	100%	5
MINUTECLINIC, LLC, DBA MINUTECLINIC #5		5			5
CVS MINUTE CLINIC DIAGNOSTIC MED GRP OF CA		5			5
UT SOUTHWESTERN MEDICAL CENTER			5	100%	5
AZALEA HEALTH		2	3	60%	5
EL PARAISO HOME INC		5			5
MANATEE COUNTY JAIL		4	1	20%	5
WELLIGENT			5	100%	5
PBSO WEST PALM FAMILY PRACTICE		1	4	80%	5
ST JOSEPH WOMENS HOSPITAL			5	100%	5
FAMILY MEDICINE OF WESTON LLC			5	100%	5
ST CHARLES HOSPITAL LABORATORY		5			5
UNIVERSITY OF CHICAGO MEDICAL CENTER LAB			5	100%	5
MULBERRY CARE CENTER		2	3	60%	5
CONCENTRA			5	100%	5
MINUTECLINIC DIAGNOSTIC OF PENNSYLVANIA, LLD #1545		5			5
AEL KNOXVILLE			5	100%	5
PEDIATRICS OF ALTAMONTE		5			5
MINUTECLINIC DIAGNOSTIC OF PA, LLC (1036)		4	1	20%	5
CHAMPLAIN VALLEY PHYSICIANS HOSPITAL		3	2	40%	5
BROWARD COUNTY HEALTH DEPT.			5	100%	5
BREVARD HEALTH ALLIANCE INC, THE			5	100%	5
EGL GENETICS DIAGNOSTICS			5	100%	5
ADVENT HEALTH - DELTONA ER		1	4	80%	5
CHARLOTTE CHD PORT CHARLOTTE		4	1	20%	5
OMNICARE PHARMACY OFTEXAS 1, LP DBA OMNICARE		5			5
CENTREX CLINICAL LABS INC		5			5
UCF STUDENT HEALTH SERVICES LABORATORY		2	3	60%	5
MEDEXPRESS URGENT CARE - WILLIAMSPORT		4	1	20%	5
INTERNAL MEDICINE SPECIALISTS			5	100%	5
SONATA DELRAY BEACH		4	1	20%	5
ST JOHNS BIOMEDICAL LAB		5			5
MEDEXPRESS URGENT CARE - WINCHESTER GATEWAY		5			5
FLORIDA DEPARTMENT OF HEALTH IN MONROE COUNTY		2	3	60%	5
ELLIS HOSPITAL LABORATORY		5			5
RUSH UNIVERSITY MEDICAL CENTER LABORATORY			5	100%	5
WELLMED AT LAKE COPELAND		2	3	60%	5
DALLAS COUNTY HEALTH AND HUMAN SERVICES			5	100%	5
PANCARE HEALTH - MALONE CLINIC		5			5
JOE DIMAGGIO CHILDREN'S HOSPITAL		1	4	80%	5
NOVANT HEALTH UVA		2	3	60%	5
NORTHPORT MEDICAL CENTER LAB		5			5
OPTUM SILVER LAKES			5	100%	5
FLORIDA DEPARTMENT OF HEALTH - INVERNESS		3	2	40%	5

COVID-19: testing by laboratory

Data through Dec 19, 2020 verified as of Dec 20, 2020 at 09:25 AM

Data in this report are provisional and subject to change.

The numbers in the table below represent the number of Florida and non-Florida residents for whom test results were received by the Department of Health. A person can be tested by more than one laboratory and can have both positive and negative results. **Therefore, the sum of the numbers in each column will be larger than the total number of people tested.**

Reporting lab	Inconclusive	Negative	Positive	Percent positive	Total
CARLOS PORTU MD, PLLC			5	100%	5
DAVITA DIALYSIS		4	1	20%	5
MINUTECLINIC DIAGNOSTIC OF OHIO LLC		4	1	20%	5
JOSEF SCHENKER MD PC DBA CENTERS URGENT		4	1	20%	5
BAPTIST HEALTH - TOWN CENTER			5	100%	5
Army Residence Community		5			5
LUTHERAN HAVEN EXTENDED CONGREGATE CAR		5			5
UPMC HEALTH SYSTEM		4	1	20%	5
AVALON PARK RETIREMENT RESIDENCE		5			5
CVS MINUTE CLINIC DIAGNOSTIC OF TEXAS,LLC		3	2	40%	5
ASCENSION ST VINCENT'S CLAY COUNTY			5	100%	5
MIAMI COMPREHENSIVE MEDICINE GROUP PA		4	1	20%	5
PARRISH HEALTH CENTER		5			5
MAXHEALTH		4	1	20%	5
LANE PEDIATRICS PA			5	100%	5
NORTHERN DUTCHESS HOSPITAL LABORATORY		5			5
HENDRY REGIONAL CONVENIENT CARE CENTER			4	100%	4
SUPERIOR RESIDENCES AT CALA HILLS		4			4
MARSHFIELD LABORATORIES			4	100%	4
COLUMBIA MEMORIAL HOSPITAL LABORATORY		4			4
SIGNATURE CARE EMERGENCY CENTER		2	2	50%	4
ADVANCE URGENT CARE CENTER, LLC			4	100%	4
LODGE HEALTH AND REHABILITATION CENTER, THE		4			4
LAKE FOREST PARK OP CO LLC		4			4
SHARP MEMORIAL HOSPITAL MICROBIOLOGY DEPT			4	100%	4
FIFTH AVENUE PEDIATRICS		3	1	25%	4
STEWART MELBOURNE HOSPITAL			4	100%	4
BARTON MEMORIAL HOSPITAL		3	1	25%	4
BENSONHURST URGENT CARE		4			4
SUTTER TRACY COMMUNITY HOSPITAL			4	100%	4
BARBARA O'REILLY MD PA		4			4
FLORIDA CANCER SPECIALISTS AND RESEARCH		2	2	50%	4
UNIVERSITY OF MIAMI MILLER SCHOOL OF MEDICINE			4	100%	4
FISHERMEN'S HOSPITAL			4	100%	4
GARDENS HEALTH NH LLC		4			4
CELERION			4	100%	4
CENTERPLACE HEALTH			4	100%	4
AVALON FAMILY RESORT ASSISTED LIVING LLC		4			4
LABS PLUS LLC		4			4
CLINICAL LABORATORIES OF THE BUFFALO		3	1	25%	4
Walker BaptistMedCtr		3	1	25%	4
ADVENT HEALTH CENTRA CARE - ORANGE LAKE		1	3	75%	4
SOUTHWESTERN REGIONAL MEDICAL CENTER - TULSA		4			4
CDRX INFUSION			4	100%	4
PERDIDO URGENT CARE			4	100%	4
PHYSICIANS IMMEDIATE CARE AURORA			4	100%	4
PUTNAM HOSPITAL CENTER LABORATORY		4			4

COVID-19: testing by laboratory

Data through Dec 19, 2020 verified as of Dec 20, 2020 at 09:25 AM

Data in this report are provisional and subject to change.

The numbers in the table below represent the number of Florida and non-Florida residents for whom test results were received by the Department of Health. A person can be tested by more than one laboratory and can have both positive and negative results. **Therefore, the sum of the numbers in each column will be larger than the total number of people tested.**

Reporting lab	Inconclusive	Negative	Positive	Percent positive	Total
GNT ASSOCIATES		3	1	25%	4
CARENOW URGENT CARE - WINTER SPRINGS		3	1	25%	4
MINUTE CLINIC DIAGNOSTIC OF TEXAS, LLC		4			4
PENNSYLVANIA DEPARTMENT OF HEALTH BUREAU OF LABORATORIES			4	100%	4
MEDEXPRESS URGENT CARE-ALTOONA		4			4
NEMOURS CHILDREN'S URGENT CARE			4	100%	4
TRIDENT BIOMETRICS		3	1	25%	4
LONG ISLAND JEWISH FOREST HILLS HOSPITAL		4			4
UF HEALTH			4	100%	4
HELIX KH UC			4	100%	4
ADVENT HEALTH - TUSKAWILLA		4			4
SONIC REFERENCE LABORATORY			4	100%	4
CAPE COD HOSPITAL			4	100%	4
MEMORIAL HEALTH CARE SYSTEMS			4	100%	4
CONCENTRA URGENT CARE		1	3	75%	4
MEDEXPRESS URGENT CARE - FAYETTEVILLE		2	2	50%	4
BAY REGIONAL URGENT CARE		1	3	75%	4
UNION CITY MANOR NURSING CENTER		4			4
GENEVA GENERAL HOSPITAL LABORATORY		3	1	25%	4
UT MEMPHIS UNIVERSITY HEALTH SERVICES			4	100%	4
DTR LABS		3	1	25%	4
Health Care Center of Jacksonville			4	100%	4
OKLAHOMA STATE UNIVERSITY DIAGNOSTIC LAB			4	100%	4
ATMORE NURSING CENTER		3	1	25%	4
FLORENCE - HUNTSVILLE HOSPITAL URGENT CARE		3	1	25%	4
ADVENTHEALTH MEDICAL GROUP FAMILY & INTERNAL		1	3	75%	4
COMPUNET CLINICAL LAB			4	100%	4
GEORGE SAFRAN MD PC		4			4
PLANT CITY PEDIATRICS		4			4
NATIONAL GENETICS INST LABCORP		1	3	75%	4
VRL LABORATORIES			4	100%	4
ALVARO J DANGOND MD PA		4			4
ACCENT PHYSICIAN SPECIALISTS PA		4			4
PANCARE HEALTH YOUNGSTOWN			4	100%	4
OPTIMAL CARE PEDIATRICS			4	100%	4
GREENVILLE MEMORIAL HOSPITAL LAB			4	100%	4
BELLIN HEALTH LAB		1	3	75%	4
YORKVILLE PEDIATRIC URGENT CARE		4			4
OSWEGO HOSPITAL LABORATORY		4			4
CENTERPLACE HEALTH, INC			4	100%	4
PALM BEACH CANCER INSTITUTE			4	100%	4
INSPIRED LIVING AT PALM BAY		4			4
RAINBOW PEDIATRIC CENTER PA		3	1	25%	4
ELITE MEDICAL CENTER			4	100%	4
THE DOCTORS CENTER HEALTHCARE-SOUTHSIDE		1	3	75%	4
MEDEXPRESS URGENT CARE - RICHMOND, NINE MILE RD		4			4
MINUTECLINIC DIAGNOSTIC OF VIRGINIA, LLC #1656		4			4

COVID-19: testing by laboratory

Data through Dec 19, 2020 verified as of Dec 20, 2020 at 09:25 AM

Data in this report are provisional and subject to change.

The numbers in the table below represent the number of Florida and non-Florida residents for whom test results were received by the Department of Health. A person can be tested by more than one laboratory and can have both positive and negative results. **Therefore, the sum of the numbers in each column will be larger than the total number of people tested.**

Reporting lab	Inconclusive	Negative	Positive	Percent positive	Total
MED LABS DIAGNOSTICS		3	1	25%	4
KANSAS DEPARTMENT OF HEALTH		2	2	50%	4
West Gate Village, LLC		4			4
UTAH DEPARTMENT OF HEALTH			4	100%	4
AHC Decatur County		4			4
WYOMING PUBLIC HEALTH LAB			4	100%	4
BAYLOR ESOTERIC AND MOLECULAR LAB			4	100%	4
ROSEMONT GARDENS INC		4			4
MARION AND BERNARD L SAMSON NURSING CENTER			4	100%	4
REHABILITATION CENTER OF WINTER PARK,THE			4	100%	4
CELAL GUROL ERBAY, MD			4	100%	4
FLORIDA HEART AND VASCULAR			4	100%	4
FAMILY CARE PARTNERS URGENT CARE LLC		2	2	50%	4
PACIFICA SENIOR LIVING OCALA		4			4
MIRIMUS INC		1	3	75%	4
THE PLAZA AT PARKSQUARE		4			4
MISIR DRUGS LLC		4			4
HEALTH AND WELLNESS CENTER			4	100%	4
PREMIER MEDICAL ASSOCIATES		4			4
ORCHID COVE		2	2	50%	4
TARPON SPRINGS PEDIATRICS, LLC			4	100%	4
SENIOR HOME CARE INC		4			4
MEDEXPRESS URGENT CARE - CULPEPER		4			4
Westminster Manor		3	1	25%	4
FLORIDA MEDICAL CLINIC - MULTI SPECIALTY CAMPUS		1	3	75%	4
MEDEXPRESS URGENT CARE - MARKHAM STREE		3	1	25%	4
CARENOW URGENT CARE-GREEN HILLS		4			4
PASSPORT HEALTH OF TAMPA BAY		4			4
CONSULATE HEATH CARE AT WEST ALTAMONTE			4	100%	4
MINUTECLINIC, LLC #03965		4			4
DEPARTMENT OF HEALTH AND HUMAN SERVICES STATE OF NEW HAMPSHIRE			4	100%	4
MEDEXPRESS URGENT CARE MONACA		4			4
CHILDREN'S MEDICAL GROUP		4			4
MAILBOX DIAGNOSTICS		2	2	50%	4
Stratford Court of Palm Harbor		4			4
MARSHALL MEDICAL CENTER SOUTH LAB		3	1	25%	4
HUNTINGTON URGENT CARE		4			4
KETTERING HEALTH			4	100%	4
Bardmoor Oaks Healthcare and Rehabilitation Center		3	1	25%	4
CAREWELL 202			4	100%	4
LEMOYNE COLLEGE WELLNESS CENTER FOR		4			4
MEDEXPRESS URGENT CARE - GLENDALE		4			4
FLORIDA HEALTHCARE OF ORLANDO			4	100%	4
UW MEDICINE VIROLOGY LAB			4	100%	4
MEDICAL CENTER AT OCEAN REEF		1	3	75%	4
AHEC CLINIC		1	3	75%	4
PR HEALTH			4	100%	4

COVID-19: testing by laboratory

Data through Dec 19, 2020 verified as of Dec 20, 2020 at 09:25 AM

Data in this report are provisional and subject to change.

The numbers in the table below represent the number of Florida and non-Florida residents for whom test results were received by the Department of Health. A person can be tested by more than one laboratory and can have both positive and negative results. **Therefore, the sum of the numbers in each column will be larger than the total number of people tested.**

Reporting lab	Inconclusive	Negative	Positive	Percent positive	Total
PM PEDIATRICS OF SELDEN		3	1	25%	4
ADVENTHEALTH NEW SMYRNA BEACH COMMUNITY HEALTH			4	100%	4
ORLANDO FAMILY MEDICAL INC		4			4
MD ANDERSON			4	100%	4
WALK IN URGENT CARE			4	100%	4
HEALTHY MINORS PEDIATRIC URGENT CARE		4			4
VALDOSTA FAMILY MEDICINE			4	100%	4
NCHMD INC			4	100%	4
DYNAMIC HEALTH CENTERS INC		2	2	50%	4
MEDEXPRESS URGENT CARE-DUBOIS		4			4
FHMG_FM AND IM AVALON PARK		1	3	75%	4
MEDEXPRESS URGENT CARE - MT LEBANON		3	1	25%	4
MCR HEALTH LAWTON CHILES ADMINISTRATION STE A		1	3	75%	4
ELTINGVILLE CIRCLE URGENT CARE		4			4
MEDEXPRESS URGENT CARE-PITTSFIELD		4			4
IMA MEDICAL CENTER		3	1	25%	4
ADVENTIST HEALTH SYSTEM FLORIDA DEPT OF HEALTH		3	1	25%	4
MEDEXPRESS URGENT CARE - MONROE		4			4
VITAL CARE URGENT CARE			4	100%	4
COLLIER HMA PHYSICIAN MANAGEMENT, LLC			4	100%	4
YAZJI PEDIATRIC CARE LLC DBA TUKA PEDIATRICS			4	100%	4
ENCOMPASS HOME HEALTH		4			4
REHABILITATION CENTER AT JUPITER GARDENS		4			4
FCHC (OB)-DARWIN SQUARE CTR.			4	100%	4
DYNACARE LABORATORIES			4	100%	4
RELIANT ACUTE CARE			4	100%	4
CVS MINUTE CLINIC DIAGNOSTIC PA		3	1	25%	4
COPELAND MEDICAL CLINIC		3	1	25%	4
DIAGNOSTECHS		4			4
GENUS DIAGNOSTICS			4	100%	4
OMNICARE PHARMACY OF TEXAS 1		4			4
Heartland of Boynton Beach			4	100%	4
EXPRESS TESTING-ONE			4	100%	4
IMIC INC RESEARCH			4	100%	4
EAST BANK HOSPITAL - UNIVERSITY OF MINNESOTA MEDICAL CENTER			4	100%	4
CAPTAIN JAMES A. LOVELL FEDERAL HEALTHCARE CENTER			4	100%	4
MINUTECLINIC DIAGNOSTIC OF NEW JERSEY, LLC # 7069		4			4
REDMED OF CROSSTOWN		1	3	75%	4
COVENIENT CARE MEDICAL CLINIC			4	100%	4
URGENT TEAM - MUSCLE SHOALS		4			4
PEACEHEALTH LABORATORIES		3	1	25%	4
SANFORD SOUTH UNIVERSITY		4			4
WESLEY CHAPEL INTERNAL MEDICINE AND PEDIATRICS			4	100%	4
Okeechobee Health Care Facility		4			4
INFECTION CONTROL/ EMPHEALTH		3	1	25%	4
MINUTECLINIC, LLC, DBA MINUTECLINIC #6106		3	1	25%	4
RED MOUNTAIN DIAGNOSTICS		4			4

COVID-19: testing by laboratory

Data through Dec 19, 2020 verified as of Dec 20, 2020 at 09:25 AM

Data in this report are provisional and subject to change.

The numbers in the table below represent the number of Florida and non-Florida residents for whom test results were received by the Department of Health. A person can be tested by more than one laboratory and can have both positive and negative results. **Therefore, the sum of the numbers in each column will be larger than the total number of people tested.**

Reporting lab	Inconclusive	Negative	Positive	Percent positive	Total
FHCP – ORMOND BEACH			4	100%	4
COMPREHENSIVE CLINICAL RESEARCH, LLC			4	100%	4
APEX HOME HEALTH CARE		4			4
UHEALTH UNIVERSITY OF MIAMI			4	100%	4
DR. PHILLIPS MEDICAL WELLNESS CENTER		2	2	50%	4
L3HARRIS FAMILY MEDICAL CENTER			4	100%	4
VIERA PEDIATRICS		1	3	75%	4
NEWPATH DIAGNOSTICS		4			4
BIOTEST PLASMA CENTER		4			4
Sunrise Health and Rehabilitation Center			4	100%	4
Millennium Nursing & Rehab Center		4			4
ELITE MD GROUP INC		1	3	75%	4
SOUTHEASTERN REGIONAL MEDICAL CENTER			4	100%	4
MEDEXPRESS URGENT CARE - ROBINSON TWP, STEUBENVILLE PIKE		4			4
MINUTECLINIC DIAGNOSTIC OF MICHIGAN PC		4			4
ACE BIOMEDICAL LABS LLC			4	100%	4
JUPITER MEDICAL CENTER URGENT CENTER			4	100%	4
SIGNATURE CARE MONTROSE		2	2	50%	4
MINUTECLINIC DIAGNOSTIC OF NORTH CAROLINA		4			4
JUPITER ISLAND MEDICAL CLINIC INC		4			4
JACKSON COUNTY HEALTH DEPARTMENT			4	100%	4
LEON MEDICAL CENTERS, LLC			4	100%	4
MIAMI CANCER INSTITUTE			4	100%	4
UNILAB OF DADE INC			4	100%	4
JOHN T MATHER MEMORIAL HOSPITAL LABORATORY		4			4
MIAMI COMMUNITY HEALTH CENTER INC		1	3	75%	4
WATSON THERAPEUTICS		1	3	75%	4
DOTHAN PEDIATRIC CLINIC			4	100%	4
UNIVERSITY OF WASHINGTON MEDICAL CENTER (UWMC) EMERGENCY DEPT.			4	100%	4
HAMPTON ALF AT 24TH ROAD LLC			4	100%	4
PRL NYC PANDEMIC RESPONSE LAB			4	100%	4
BOCA SIMON LAB		1	3	75%	4
WATERTOWN URGENT CARE PLLC		4			4
PALM BEACH COUNTY HEALTH DEPARTMENT LABORATORY			4	100%	4
PALM HARBOR DERMATOLOGY		4			4
PRIMECARE		2	2	50%	4
FLORIDA HOSPITAL ALTAMONTE		2	2	50%	4
CITYMD		1	3	75%	4
OKLAHOMA STATE DEPARTMENT OF HEALTH-PUBLIC HEALTH LABORATORY			4	100%	4
MEDEXPRESS URGENT CARE - SWANSEA, N ILLINOIS ST		4			4
BENEVA LAKES HEALTHCARE & REHAB CENTER			4	100%	4
INTERMARKET FACILITY			4	100%	4
GRAND VILLA OF CLEARWATER		4			4
CVS MINUTE CLINIC DIAGNOSTIC OF TEXAS		3			3
DANIEL M LIBBY MD PLLC		3			3
COLLIER BLVD HMA PHYSICIAN MANAGEMENT,, LLC			3	100%	3
PANIRA HEALTHCARE CLINIC			3	100%	3

COVID-19: testing by laboratory

Data through Dec 19, 2020 verified as of Dec 20, 2020 at 09:25 AM

Data in this report are provisional and subject to change.

The numbers in the table below represent the number of Florida and non-Florida residents for whom test results were received by the Department of Health. A person can be tested by more than one laboratory and can have both positive and negative results. **Therefore, the sum of the numbers in each column will be larger than the total number of people tested.**

Reporting lab	Inconclusive	Negative	Positive	Percent positive	Total
THOMAS LANGLEY			3	100%	3
MONTANA DEPARTMENT OF PUBLIC HEALTH & HUMAN SERVICES			3	100%	3
MINUTECLINIC DIAGNOSTIC OF NORTH CAROLINA PC #7054		3			3
HELIX LW UC		1	2	67%	3
PHYSICIANS IMMEDIATE CARE ELGIN			3	100%	3
LEE CONVENIENT CARE AT SUMMERLIN			3	100%	3
ROCKLAND URGENT CARE FAMILY HEALTH NP		3			3
MEDEXPRESS URGENT CARE-HERSHEY		2	1	33%	3
THE CLINIC OF PEDIATRICS & GI MEDICINE, INC			3	100%	3
MONROE COUNTY DEPT OF PUBLIC HEALTH ST		3			3
Enterprise Health and Rehabilitation Center		3			3
SANDGATE GARDENS REHAB & NURSING CENTER		2	1	33%	3
ABSOLUTE HEALTH		3			3
COVENANT PEDIATRICS		1	2	67%	3
ASSOCIATES MD CYPRESS CREEK			3	100%	3
KISSIMMEE URGENT CARE		3			3
ABBAY MANOR RETIREMENT RESIDENCE INC		3			3
MINUTECLINIC DIAGNOSTIC OF MICHIGAN		3			3
MEDEXPRESS - NEWARK		3			3
URGENT CARE AT LONGWOOD			3	100%	3
INDIANA STATE DEPARTMENT OF HEALTH		1	2	67%	3
REGIONAL MEDICAL LAB			3	100%	3
BAPTIST PRIMARY CARE, INC.		2	1	33%	3
PINELLAS PARK HEALTH CENTER - PINELLAS CHD		1	2	67%	3
QUATRACOR PLLC		3			3
BAPTIST OUTPATIENT SERVICES			3	100%	3
CRESTVIEW IMMEDIATE CARE LL			3	100%	3
FLO-MEDILAB SERVICES LLC			3	100%	3
QUINTON MEMORIAL HEALTH CARE CENTER		3			3
PANCARE HEALTH - ALTHA PUBLIC			3	100%	3
MEDEXPRESS URGENT CARE - MIDLOTHIAN		3			3
BOLING, STEPHANIE		3			3
TIFTON CARECONNECT URGENT CARE			3	100%	3
MAGNOLIA PEDIATRICS GROUP LLC			3	100%	3
MEDEXPRESS URGENT CARE, BUTLER		2	1	33%	3
OCHSNER MEDICAL CENTER			3	100%	3
VAIL VALLEY MEDICAL CENTER			3	100%	3
MOBIL LAB FOR ALL INC		3			3
PEDIATRICS AND ADOLESCENT MEDICINE		2	1	33%	3
THOMAS INTERNAL MEDICINE		3			3
ADVENTHEALTH MEDICAL GROUP PEDIATRICS AT		2	1	33%	3
VILLAGES HEALTH, THE		3			3
ANN STORCK CENTER INC		3			3
BIG BEND HOSPICE INC		3			3
NORTH DAKOTA DEPT OF HEALTH MICROBIOLOGY		1	2	67%	3
FLORIDA CANCER SPECIALISTS & RESEARCH INSTITUTE		2	1	33%	3
MEDEXPRESS URGENT CARE - TARENTUM		3			3

COVID-19: testing by laboratory

Data through Dec 19, 2020 verified as of Dec 20, 2020 at 09:25 AM

Data in this report are provisional and subject to change.

The numbers in the table below represent the number of Florida and non-Florida residents for whom test results were received by the Department of Health. A person can be tested by more than one laboratory and can have both positive and negative results. **Therefore, the sum of the numbers in each column will be larger than the total number of people tested.**

Reporting lab	Inconclusive	Negative	Positive	Percent positive	Total
SUNSHINE PEDIATRICS OF CENTRAL FLORIDA PL		1	2	67%	3
MEDIC INFUSION PA		3			3
MONTANA PUBLIC HEALTH LAB			3	100%	3
NORTH NAPLES HOSPITAL RESPIRATORY THERAPY DEPARTMENT			3	100%	3
MD NOW MEDICAL CENTER INC			3	100%	3
AMELIA ASSISTED LIVING FACILITY		3			3
INNOVATIVE COVID-DIVERSEY			3	100%	3
MEDEXPRESS URGENT CARE - HOT SPRINGS		3			3
MEDICAL UNIVERSITY SC HOSPITAL			3	100%	3
TRUE HEALTH – LAKE UNDERHILL		3			3
COURTYARD GARDENS OF JUPITER		3			3
NOVADX		2	1	33%	3
NYC PUBLIC HEALTH LABS			3	100%	3
CGH MEDICAL CENTER			3	100%	3
DOCTORS MEDICAL CENTER OF WALTON COUNTY CLINIC			3	100%	3
NOVALIFE MEDSPA			3	100%	3
SURETOX LABORATORY LLC		2	1	33%	3
XPRESS URGENT CARE LLC		3			3
NEMOURS CHILDRENS PRIMARY CARE MAITLAND			3	100%	3
LEXINGTON MEDICAL CENTER		1	2	67%	3
MEDFIRST URGENT CARE			3	100%	3
DIXIE COUNTY HEALTH DEPARTMENT		2	1	33%	3
SunTerrace Health Care Center		3			3
ADRIANA M CASTRO MD PA		3			3
ORANGE PARK PEDIATRICS			3	100%	3
NEWSTAR MEDICAL LABORATORIES		3			3
MEDICAL CENTER OF THE ROCKIES			3	100%	3
Nashville Central Laboratory		3			3
PALMS WEST HOSPITAL			3	100%	3
BAY COUNTY HEALTH DEPARTMENT		3			3
BAY BREEZE HEALTH AND REHABILITATION CENTER		3			3
CROSSVILLE MEDICAL GROUP		1	2	67%	3
PEDIATRICS BY THE SEA JOG RD OFFICE			3	100%	3
UNITY HEALTH AND REHABILITATION CENTER			3	100%	3
URGENT TEAM - HUNTSVILLE		3			3
PALMS, THE		3			3
Life Care Center of Citrus County		2	1	33%	3
VIRGINIA DIVISION OF CONSOLIDATED LABORATORIES			3	100%	3
FLORIDA HEALTH CARE PLANS STIRLING CENTER			3	100%	3
MIZELL MEMORIAL HOSPITAL			3	100%	3
MPG JACKSONVILLE ATLANTIC BLVD		1	2	67%	3
LOYOLA UNIVERSITY MEDICAL CENTER LABORATORY			3	100%	3
DISCOVERY VILLAGE AT STUART		1	2	67%	3
VA OUTPATIENT CLINIC-NEW PORT RICHEY			3	100%	3
CAMPAZZI CONCIERGE MEDICAL SERVICES		2	1	33%	3
ERIE COUNTY PUBLIC HEALTH CLINICAL		3			3
MEDEXPRESS URGENT CARE-NESHANNOCK TWP		2	1	33%	3

COVID-19: testing by laboratory

Data through Dec 19, 2020 verified as of Dec 20, 2020 at 09:25 AM

Data in this report are provisional and subject to change.

The numbers in the table below represent the number of Florida and non-Florida residents for whom test results were received by the Department of Health. A person can be tested by more than one laboratory and can have both positive and negative results. **Therefore, the sum of the numbers in each column will be larger than the total number of people tested.**

Reporting lab	Inconclusive	Negative	Positive	Percent positive	Total
ADVENTHEALTH MEDICAL GROUP PEDIATRIC & ADOLESCENT		3			3
MINUTECLINIC, LLC #05038		3			3
SPRING LAKE REHABILITATION CENTER			3	100%	3
NOVANT HEALTH PRESBYTERIAN		2	1	33%	3
SOFTLAB			3	100%	3
CVS MINUTE CLINIC, LLC #22		2	1	33%	3
LEESBURG COMMUNITY HEALTH CENTERS			3	100%	3
CAPITAL HEALTH LABORATORY INC			3	100%	3
SSM HEALTH ST LOUIS MICROBIOLOGY LABORATORY		1	2	67%	3
ORLANDO REGIONAL HEALTH SERVICES		1	2	67%	3
NORTH SHORE HEMATOLOGY-ONCOLOGY ASSOCIATES, PC		3			3
GYN PATH SERVICES			3	100%	3
THE LODGE AND REHABILITATION CENTER		3			3
LAKE WORTH MANOR		3			3
Broadview Multi-Care Center		3			3
TNC WALK IN CLINIC		1	2	67%	3
FAMILY MEDICINE AT LONGWOOD			3	100%	3
FLORIDA LABORATORY ANALYSIS, LLC			3	100%	3
WINDER NURSING INC DBA WINDER HEALTH CARE		3			3
AMERICAN SCIENTIFIC LABORATORIES LLC			3	100%	3
NC STATE LABORATORY OF PUBLIC HEALTH		3			3
BOCA BIOLISTICS LLC			3	100%	3
FLORIDA MEDICAL CL ODOM TPA			3	100%	3
PREMIER CLINICAL RESEARCH INSTITUTE INC			3	100%	3
MEDEXPRESS URGENT CARE-KATY		3			3
PENSACOLA PEDIATRICS MILTON			3	100%	3
BOROPARK URGENT CARE		3			3
ALLIANCE LABS @LRMC			3	100%	3
SOUTH FLORIDA FAMILY HEALTH & RESEARCH CTR			3	100%	3
PARRISH MEDICAL CENTER-WAIVED TESTING		3			3
FAMILY MEDICINE AT WATERMAN		3			3
MEDEXPRESS URGENT CARE-ARLINGTON		2	1	33%	3
PARTNERS PHARMACY OF FLORIDA LLC		3			3
NORTH SHORE HOSP. INFECTION CONTROL			3	100%	3
MICHIGAN HEALTH CLINIC LABORATORIES		2	1	33%	3
PUBLIC HEALTH TRUST OF MIAMI DADE COUNTY			3	100%	3
ADVENT HEALTH - CENTRAL PASCO ER			3	100%	3
KENTUCKY CABINET FOR HEALTH AND FAMILY SERVICES			3	100%	3
HARBOUR'S EDGE		2	1	33%	3
Calusa Harbour			3	100%	3
NORTHSIDE HOSPITAL		2	1	33%	3
FLORIDA CLINICAL LABORATORY - BIOREFERENCE LABORATORIES		2	1	33%	3
AUSTIN PUBLIC HEALTH			3	100%	3
WATSON THERAPEUTICS INC			3	100%	3
SCIENTIFIC LABORATORY DIVISION			3	100%	3
NEMOURS CHILDRENS PRIMARY CARE HORIZON WEST			3	100%	3
MEDEXPRESS URGENT CARE, JOHNSTOWN		2	1	33%	3

COVID-19: testing by laboratory

Data through Dec 19, 2020 verified as of Dec 20, 2020 at 09:25 AM

Data in this report are provisional and subject to change.

The numbers in the table below represent the number of Florida and non-Florida residents for whom test results were received by the Department of Health. A person can be tested by more than one laboratory and can have both positive and negative results. **Therefore, the sum of the numbers in each column will be larger than the total number of people tested.**

Reporting lab	Inconclusive	Negative	Positive	Percent positive	Total
CARESPOT-WELLINGTON			3	100%	3
MEDEXPRESS URGENT CARE - CLARKSBURG		3			3
MARYLAND STATE DEPT OF HEALTH	2		1	33%	3
RAPID CITY RUGENT CARE			3	100%	3
LAHEY CLINIC MEDICAL CENTER			3	100%	3
MEDICAL CENTER ENTERPRISE			3	100%	3
RHEA MEDICAL CENTER		3			3
PM PEDIATRICS OF SELDEN PLLC		3			3
MEDEXPRESS URGENT CARE - RICHMOND, W BROAD ST		3			3
URGENT CARE OF ERWIN		3			3
WYOMING DEPT OF HEALTH			3	100%	3
NORTHERN LIGHT LABORATORY		1	2	67%	3
HELIX MEDICAL CENTERS		1	2	67%	3
PRISMA HEALTH MIDLANDS			3	100%	3
ST BARNABAS HOSPITAL		3			3
ST VINCENT'S ST CLAIR		2	1	33%	3
LEWIS COUNTY MANOR		3			3
PM PEDIATRICS OF BAYSIDE PLLC		3			3
MEDEXPRESS URGENT CARE MORGANTOWN		3			3
LEE MEMORIAL HEALTH SYSTEM		2	1	33%	3
PATHOLOGY REFERENCE LAB LLC			3	100%	3
MD NOW URGENT CARE - DELRAY WEST			3	100%	3
TERENCE B MITCHELL MD, INC			3	100%	3
Bainbridge Health and Rehab		3			3
YORK HOSPITAL - LABORATORY			3	100%	3
ST LUKES HOSPITAL LABORATORY		2	1	33%	3
NORTHEAST ALABAMA REGIONAL MEDICAL CENTER		2	1	33%	3
ALOHA HOME CARE LLC DBA ACCENTCARE HOME HEALTH OF		3			3
ASPEN VALLEY HOSPITAL			3	100%	3
JACKSON SOUTH COMMUNITY HOSPITAL LAB			3	100%	3
FLORIDA MENTOR-POINT WEST CLUSTER		3			3
ADVENTHEALTH SEBRING- INFECTION CONTROL DEPARTMENT			3	100%	3
BETTERMED URGENT CARE			3	100%	3
SEMINOLE FAMILY HEALTH CENTER		3			3
FLORIDA MENTOR		3			3
MANORCARE NURSING & REHABILITATION CENTER-NAPLES		3			3
MEDEXPRESS URGENT CARE - PRINCETON		3			3
TULLAHOMA HMA, LLC		2	1	33%	3
MEDEXPRESS URGENT CARE MARTINSBURG		2	1	33%	3
SJH			3	100%	3
INTERNAL MEDICINE LIPID AND WELNNESS PRACTICE			3	100%	3
SEA LEVEL LABS			3	100%	3
SIGNATURE CARE PFLUGERVILLE			3	100%	3
MOULTRIE CREEK NURSING AND REHAB			3	100%	3
ESTATES MEDICAL CENTER INC			3	100%	3
ALLIANCE FOR MULTISPECIALTY RESEARCH		3			3
MINUTECLINIC, LLC, MINUTECLINIC #7637		3			3

COVID-19: testing by laboratory

Data through Dec 19, 2020 verified as of Dec 20, 2020 at 09:25 AM

Data in this report are provisional and subject to change.

The numbers in the table below represent the number of Florida and non-Florida residents for whom test results were received by the Department of Health. A person can be tested by more than one laboratory and can have both positive and negative results. **Therefore, the sum of the numbers in each column will be larger than the total number of people tested.**

Reporting lab	Inconclusive	Negative	Positive	Percent positive	Total
CORTLAND COUNTY HEALTH DEPARTMENT		3			3
PREMIER FAMILY AND SPORTS MEDICINE		2	1	33%	3
GREATER MOBILE URGENT CARE – SPRINGHILL			3	100%	3
APEX CLINICAL LABORATORIES INC		3			3
ORCHID COVE DAYTONA			3	100%	3
AVANTE AT MT DORA		1	2	67%	3
WILLIAM A HINTON STATE LABORATORY INSTITUTE		1	2	67%	3
The Crossroads		3			3
BIRMINGHAM VAMC		1	2	67%	3
LOUISIANA DEPT. OF HEALTH AND HOSPITALS-INFECTIOUS DISEASE EPI SECTION			3	100%	3
VELOCITY CARE			3	100%	3
Orchid Cove at Sarasota		3			3
TUFTS MEDICAL CENTER			3	100%	3
JPR URGENT MEDICAL CARE		3			3
REELFOOT FAMILY WALK IN CLINIC		2	1	33%	3
CTRS			3	100%	3
GARCIA MORALES NELSON			3	100%	3
BETH ISRAEL MEDICAL CENTER LABS		3			3
WINDSOR OF LAKEWOOD RANCH,THE		3			3
NORTHWEST FLORIDA CLINICAL LAB		1	2	67%	3
GENOME LLC	1		2	67%	3
ADVENT HEALTH - TIMBERRIDGE ER		2	1	33%	3
DICKSON MEDICAL ASSOCIATES PC PATH LAB		3			3
UNC HOSPITAL/MCLENDON CLINICAL LABORATORIES			3	100%	3
ONslow MEMORIAL HOSPITAL LABORATORY		3			3
US SPECIALTY LABS			3	100%	3
CARE ONE PRIMARY CARE			3	100%	3
VITAS HEALTHCARE			3	100%	3
ADVANCED PEDIATRICS OF BOCA LLC			3	100%	3
PRORENATA LABS		1	2	67%	3
CONSOLIDATED LABORATORY SERVICES			3	100%	3
VIDANT MEDICAL CENTER			3	100%	3
SANFORD MOBILE LAB			3	100%	3
DOTHAN WEST FAMILY MEDICINE		2	1	33%	3
ALABAMA DEPARTMENT OF PUBLIC HEALTH		1	2	67%	3
MEDEXPRESS URGENT CARE PLEASANT HILLS		3			3
MARION COUNTY FIRE RESCUE		3			3
GONZALEZ MD AND ASWAD MD HEALTH SERVICES			3	100%	3
CARE ATC - CITY OF BOYNTON BEACH			3	100%	3
CULLMAN REGIONAL MEDICAL CENTER		2	1	33%	3
CULLMAN REGIONAL URGENT CARE		2	1	33%	3
MEDEXPRESS URGENT CARE HUNTINGTON		3			3
URGENT CARE - OCONEE		2	1	33%	3
CENTRAL DUPAGE HOSPITAL			3	100%	3
WANTAGH URGENT CARE		3			3
HILLVIEW LABORATORY			3	100%	3
ARDEN COURTS OF PALM HARBOR			3	100%	3

COVID-19: testing by laboratory

Data through Dec 19, 2020 verified as of Dec 20, 2020 at 09:25 AM

Data in this report are provisional and subject to change.

The numbers in the table below represent the number of Florida and non-Florida residents for whom test results were received by the Department of Health. A person can be tested by more than one laboratory and can have both positive and negative results. **Therefore, the sum of the numbers in each column will be larger than the total number of people tested.**

Reporting lab	Inconclusive	Negative	Positive	Percent positive	Total
PATIENT FIRST - ALLENTOWN			3	100%	3
COMMUNITY MEDICAL AND DENTAL CARE INC		3			3
PULSE & REMEDY LLC			3	100%	3
THONOTOSASSA COMMUNITY HEALTH CENTER			3	100%	3
TARRANT COUNTY PUBLIC HEALTH		3			3
CAMELLIA AT DEERWOOD			3	100%	3
LIFEHOPE LABS			3	100%	3
KEY WEST URGENT CARE, INC		3			3
FLORIDA MEDICAL CLINIC IM MLK		3			3
PPD - IXLAYER		3			3
UNIVERSITY OF MICHIGAN		2	1	33%	3
IOWA DEPARTMENT OF PUBLIC HEALTH			3	100%	3
State Lab Unspecifd			3	100%	3
ADVENT HEALTH - WESTCHASE ER			3	100%	3
MINUTECLINIC DIAGNOSTIC OF TN PC #386		3			3
NORTH BROWARD HOSPITAL DISTRICT HEALTHCARE FOR THE HOMELESS			3	100%	3
MEDICAL SERVICES OF AMERICA HOME HEALTH		3			3
BRENTWOOD SENIOR LIVING AT ST PETE			3	100%	3
COURTYARD GARDENS OF BOYNTON BEACH, LLC		1	2	67%	3
ENTRUST IMMEDIATE CARE			3	100%	3
EXETER HOSPITAL		3			3
SENTARA NORFOLK GENERAL HOSPITAL CENTRAL LAB			3	100%	3
BAPTIST HEALTH MEDICAL CENTER			3	100%	3
TAMPA		1	2	67%	3
BARONESS ERLANGER HOSPITAL		3			3
ACCESS HEALTH CARE		2	1	33%	3
AVANTE INVERNESS		1	2	67%	3
MEDEXPRESS URGENT CARE - BEECH GROVE		3			3
LA MER NH LLC			3	100%	3
HEALTHCARE NETWORK OF SOUTHWEST FLORIDA			3	100%	3
GROVES CENTER			3	100%	3
URGENT DOC - URGENT CARE CLINIC			3	100%	3
GRACE WELLNESS CENTER		2	1	33%	3
MEDEXPRESS URGENT CARE - TEAYS VALLEY		3			3
CAREWELL URGENT CARE			3	100%	3
MEDFUSION		2	1	33%	3
LAFAYETTE NURSING AND REHAB			3	100%	3
TRUE HEALTH- HOFFNER		3			3
DACH MAIN LAB			3	100%	3
OPENTRONS PRL		2	1	33%	3
GUARDANT HEALTH		3			3
FLORIDA DEPARTMENT OF HEALTH IN MIAMI DADE COUNTY		2	1	33%	3
BROOKDALE OAKBRIDGE		1	2	67%	3
HIALEAH SHORES NURSING AND		2	1	33%	3
NIGHT LITE PEDIATRICS CENTER		1	2	67%	3
ESTERO FIRE RESCUE		3			3
METHODIST HOSPITAL			3	100%	3

COVID-19: testing by laboratory

Data through Dec 19, 2020 verified as of Dec 20, 2020 at 09:25 AM

Data in this report are provisional and subject to change.

The numbers in the table below represent the number of Florida and non-Florida residents for whom test results were received by the Department of Health. A person can be tested by more than one laboratory and can have both positive and negative results. **Therefore, the sum of the numbers in each column will be larger than the total number of people tested.**

Reporting lab	Inconclusive	Negative	Positive	Percent positive	Total
BEEBE MEDICAL CENTER LABORATORY		3			3
TERRACE OF ST CLOUD, THE		2	1	33%	3
MEDEXPRESS URGENT CARE - LAFAYETTE		3			3
BRADENTON PHYSICIAN MEDICAL CENTER			3	100%	3
MEDEXPRESS URGENT CARE - IRVING		3			3
CITIZENS BAPTIST MEDICAL CENTERS LAB		3			3
DEPARTMENT OF PATHOLOGY ROME MEMORIAL		3			3
EMORY BENNETT VETERANS NURSING HOME		3			3
ORLANDO ORTHOPAEDIC OUTPATIENT SURGERY CENTER		1	2	67%	3
HAWTHORNE INN OF LAKELAND		3			3
ADVENT HEALTH APOPKA		1	2	67%	3
INSPIRA MEDICAL CENTER VINELAND LAB		2	1	33%	3
ELITE PRIMARY CARE OF WAYCROSS			3	100%	3
MADISON COUNTY HEALTH DEPARTMENT		3			3
MACCLENNY NURSING AND REHAB			3	100%	3
JEFFERSON COUNTY HEALTH DEPARTMENT-MONTICELLO		2	1	33%	3
FAMILY MEDICINE AT WINTER PARK			3	100%	3
TENDER CARE ALF		3			3
DEACONESS HOSPITAL			3	100%	3
MEDICAL CENTER AFFILIATES WEST PALM			3	100%	3
MAYO		1	2	67%	3
PREMIER LABORATORY SERVICES, LLC			3	100%	3
LONGWOOD PEDIATRICS LLC			3	100%	3
MID FLORIDA CLINICAL LABORATORY		2	1	33%	3
MINUTECLINIC DIAGNOSTIC OF TEXAS		3			3
ADVENTHEALTH CAR CENTER APOPKA			3	100%	3
CORTLAND REGIONAL MEDICAL CENTER		3			3
MUNSON MEDICAL CENTER			3	100%	3
TELEVISIT PALM BAY FAMILY PRACTICE		1	2	67%	3
MINUTE CLINIC		1	2	67%	3
IGENEX INC		3			3
PALM BEACH CDH - DELRAY BEACH			3	100%	3
MINUTE-CLINIC DIAGNOSTIC OF VIRGINIA, LLC #794		3			3
SHEEPSHEAD BAY URGENT CARE		3			3
Fouraker Hills Rehab and Nursing			3	100%	3
VICAR'S LANDING NURSING HOME		2	1	33%	3
AMEDISYS HOME HEALTH OF GREENVILLE			2	100%	2
SCDHEC BUREAU OF LABORATORIES			2	100%	2
LIFESPRING COMMUNITY HEALTH		2			2
ASSOCIATES IN MEDICINE			2	100%	2
APC PEDIATRICS			2	100%	2
MINUTECLINIC DIAGNOSTIC PA #7110		2			2
ADVICE FOR OPTIMAL WELLNESS			2	100%	2
LOWELL GENERAL HOSPITAL			2	100%	2
MARTIN MEDICAL CENTER INC		1	1	50%	2
Iowa Veterans Home		2			2
RAPID URGENT CARE - ALBANY			2	100%	2

COVID-19: testing by laboratory

Data through Dec 19, 2020 verified as of Dec 20, 2020 at 09:25 AM

Data in this report are provisional and subject to change.

The numbers in the table below represent the number of Florida and non-Florida residents for whom test results were received by the Department of Health. A person can be tested by more than one laboratory and can have both positive and negative results. **Therefore, the sum of the numbers in each column will be larger than the total number of people tested.**

Reporting lab	Inconclusive	Negative	Positive	Percent positive	Total
UNIVERSTIY OF ILLINOIS HOSPITAL			2	100%	2
FLORIDA MEDICAL CENTER OF CLEARWATER		2			2
URGENT MED INC		1	1	50%	2
VA PRIMARY CARE ANNEX			2	100%	2
LACORP		1	1	50%	2
PRINCETON BMC LABORATORY		2			2
ADVANCED RESEARCH FOR HEALTH IMPROVEMENT		1	1	50%	2
MC DIAGNOSTIC OF CONNECTICUT, PC # 257		1	1	50%	2
SPECTRA LABS		1	1	50%	2
SOUTH CAROLINA DEPT OF HEALTH AND ENVIRONMENT CONTROL		2			2
FLORIDA COMMUNITY HEALTH CENTERS, INC.			2	100%	2
MEDEXPRESS URGENT CARE, CHAMBERSBURG		2			2
PLEASANTVILLE OF SEBASTIAN LLC			2	100%	2
VENICE GREEN VILLAGE		2			2
BAHIA OAKS LODGE		2			2
PALM BAY COMMUNITY OUTPATIENT CLINIC		2			2
CORAL REEF NURSING & REHABILITATION CENTER		2			2
SWEETWATER NURSING CENTER		2			2
GOLDMAN SACHS HEALTH CENTER		2			2
NEMOURS CHILDREN'S PRIMARY CARE THE VILLAGES		2			2
MINUTECLINIC, LLC #05814		2			2
MEDEXPRESS URGENT CARE-BLOOMFIELD AVEN		2			2
LATCHER LABORATORY OF A O FOX MEMORIAL		2			2
YOUTH AND YOU, INC		2			2
IN & OUT URGENT CARE METAIRIE			2	100%	2
GRAND VILLA OF MELBOURNE			2	100%	2
REMISE OCCUPATIONAL HEALTH SOLUTIONS INC			2	100%	2
IN AND OUT URGENT CARE			2	100%	2
Life Care Center of Orlando			2	100%	2
SPECTRUM HEALTH			2	100%	2
JOHNNIE RUTH CLARKE LAB			2	100%	2
ADVENT HEALTH MEDICAL GROUP FAMILY MEDICINE			2	100%	2
MEDEXPRESS URGENT CARE - WEST ST PAUL, ROBERT ST S		2			2
BAYCARE MEDICAL GROUP			2	100%	2
PALMETTO FAMILY HEALTH CENTER			2	100%	2
HEART OF FLORIDA HEALTH CENTER INC			2	100%	2
LEE PHYSICIAN GROUP		1	1	50%	2
PROPATH			2	100%	2
FLORIDA MEDICAL CLINIC CARDIOLOGY-ZH			2	100%	2
MEDEXPRESS URGENT CARE - SOUTH PARKERSBURG		2			2
PARADIGM LABORATORIES			2	100%	2
MAGNOLIA ADULT, LLC			2	100%	2
MAIN STREET MEDICAL CENTERS		2			2
ADVANCED URGENT CARE CENTER OF THE UPPER KEYS			2	100%	2
WOMENS CARE FLORIDA LLC-LABORATORY		2			2
MEDEXPRESS URGENT CARE - SUMMERSVILLE, WEBSTER RD		2			2
ADVICE FOR OPTIMAL WELLNESS, INC			2	100%	2

COVID-19: testing by laboratory

Data through Dec 19, 2020 verified as of Dec 20, 2020 at 09:25 AM

Data in this report are provisional and subject to change.

The numbers in the table below represent the number of Florida and non-Florida residents for whom test results were received by the Department of Health. A person can be tested by more than one laboratory and can have both positive and negative results. **Therefore, the sum of the numbers in each column will be larger than the total number of people tested.**

Reporting lab	Inconclusive	Negative	Positive	Percent positive	Total
EMORY UNIVERSITY HOSPITAL			2	100%	2
Baldwin Pediatrix		2			2
MEDEXPRESS URGENT CARE FOX CHAPEL		2			2
SYLVAN NURSING			2	100%	2
ST JOSEPH'S HOSPITAL LABORATORY			2	100%	2
STARR COUNTY MEMORIAL HOSPITAL			2	100%	2
BNC Medical Investors, LLC Berrien Nursing & Rehabilitation Center		2			2
INSPIRIT SENIOR LIVING			2	100%	2
FIRST CHOICE MEDICAL PC			2	100%	2
CAPRONA GROUP HOME			2	100%	2
MINUTE CLINIC DIAGNOSTIC OF NEW JERSEY		2			2
MORRISTOWN MEMORIAL HOSPITAL		2			2
BAYLOR COLLEGE OF MEDICINE			2	100%	2
University Center East			2	100%	2
CELEBRATION PRIMARY CARE ASSOCIATES LLC		2			2
CONEMAUGH MEMORIAL MEDICAL CENTER		2			2
NOVA SOUTHEASTERN UNIVERSITY - STUDENT MEDICAL CTR			2	100%	2
BRITO MEDICAL CENTER			2	100%	2
MINUTECLINIC DIAGNOSTIC OF NEW JERSEY		2			2
VERILY LIFE SCIENCES		2			2
Lakeview Village		2			2
CITRUS PARK			2	100%	2
BETHPAGE EXTENDED HOURS CENTER		2			2
BENTON PEDIATRICS		2			2
MID-FLORIDA HEMATOLOGY AND ONCOLOGY CENTERS		2			2
FL DEPT OF HEALTH MARION COUNTY MOBILE HEALTH UNIT			2	100%	2
JRS LABORATORY			2	100%	2
FLORIDA DEPARTMENT OF HEALTH WASHINGTON COUNTY		1	1	50%	2
PELICAN LANDING		1	1	50%	2
BAYSTATE MEDICAL CENTER		1	1	50%	2
CLEVELAND CLINIC IMAGING			2	100%	2
CROSSROADS			2	100%	2
COVANCE			2	100%	2
WALGREENS #05477		2			2
BERGEN COUNTY SURGICAL AND ENDOSCOPY CENTER		2			2
MINUTECLIINIC DIAGNOSTIC OF NORTH CARO		2			2
ST PETERSBURG PEDIATRICS-EAST BAY			2	100%	2
ELMHURST MEMORIAL HOSPITAL			2	100%	2
SOUTH DAKOTA DEPARTMENT OF HEALTH		2			2
SPARROW CENTRAL LAB			2	100%	2
COMMUNITY MEDICAL CENTER			2	100%	2
PALM CITY NURSING AND REHAB CENTER			2	100%	2
SMOKY MOUNTAIN URGENT CARE AND FAMILY MEDICINE CENTER			2	100%	2
SOUTHERN LABORATORY SERVICES OF NWF		2			2
VIRTUA MEMORIAL HOSPITAL BURLINGTON COUNTY			2	100%	2
EXPRESSCARE URGENT CARE CENTER			2	100%	2
TULANE MEDICAL CENTER			2	100%	2

COVID-19: testing by laboratory

Data through Dec 19, 2020 verified as of Dec 20, 2020 at 09:25 AM

Data in this report are provisional and subject to change.

The numbers in the table below represent the number of Florida and non-Florida residents for whom test results were received by the Department of Health. A person can be tested by more than one laboratory and can have both positive and negative results. **Therefore, the sum of the numbers in each column will be larger than the total number of people tested.**

Reporting lab	Inconclusive	Negative	Positive	Percent positive	Total
ALLIANCE PEDIATRICS PA			2	100%	2
Alden Terrace of McHenry			2	100%	2
ATLAS GENOMICS			2	100%	2
MAIN STREET MEDICAL CENTER OF CRESTVIEW PA			2	100%	2
WISCONSIN STATE LABORATORY OF HYGIENE		1	1	50%	2
CARESPOT EXPRESS HEALTHCARE			2	100%	2
LEGACY LABORATORY SERVICES			2	100%	2
MEDEXPRESS URGENT CARE-WILKINS TOWNSHIP, WILLIAM PENN HIGHWAY		2			2
UNIVERSITY OF MISSOURI HEALTH CARE			2	100%	2
CLEVELAND CLINIC FLORIDA			2	100%	2
Elba Nursing and Rehabilitation Center, LLC		2			2
EXCEPTIONAL EMERGENCY CENTER - AMARILLO			2	100%	2
Lake Charles Healthcare LLC dba Landmark Lake Charles			2	100%	2
KENDALL REGIONAL MEDICAL CNTR			2	100%	2
AMERICAN MEDICAL LABORATORIES			2	100%	2
DELCARE PA			2	100%	2
LIFE CARE CENTER OF PALM BAY□		2			2
Avanti Wellness and Rehab			2	100%	2
TIFFANY LAKE CARE CENTERS INC		2			2
ACCESS LABORATORIES LLC			2	100%	2
FLORIDA KEYS PED & ADOLES CTR			2	100%	2
CLINICA HISPANIA			2	100%	2
VIRGINIA DEPT OF HEALTH OFFICE OF EPIDEMIOLOGY			2	100%	2
RUSSELL MEDICAL CENTER		2			2
CARENOW-LEBANON		1	1	50%	2
MINUTECLINIC, LLC #4230		1	1	50%	2
Jackson Health Care Facility			2	100%	2
FLORIDA MEDICAL ASSOCIATES LLC			2	100%	2
Alden Des Plaines			2	100%	2
LIFE CARE HOME HEALTH SERVICES LLC			2	100%	2
MINUTE CLINIC DIAGNOSTIC OF SOUTH CAROLINA		1	1	50%	2
FIRST CARE - MIDDLESBORO			2	100%	2
Greystone Nursing and Rehab, LLC			2	100%	2
OHIO DEPARTMENT OF HEALTH			2	100%	2
Bedford Care Center of Hattiesburg		2			2
COL CROSSROAD		1	1	50%	2
CCRX OF NORTH CAROLINA, LLC		1	1	50%	2
CERTIVIA LABORATORIES			2	100%	2
POINT OF CARE PRIVATE HEALTH MANAGEMENT			2	100%	2
BMC/JACSONVILLE		1	1	50%	2
PRECISION DIAGNOSTIC INC		2			2
NCH NORTH NAPLES HOSPITAL			2	100%	2
COOK HOSPITAL AND CARE CENTER		1	1	50%	2
ABSOLUTE GENOMICS			2	100%	2
Magnolia Health and Rehab Center			2	100%	2
MEDEXPRESS URGENT CARE LAVALE		2			2
SUN TERRACE HEALTH CARE CENTER			2	100%	2

COVID-19: testing by laboratory

Data through Dec 19, 2020 verified as of Dec 20, 2020 at 09:25 AM

Data in this report are provisional and subject to change.

The numbers in the table below represent the number of Florida and non-Florida residents for whom test results were received by the Department of Health. A person can be tested by more than one laboratory and can have both positive and negative results. **Therefore, the sum of the numbers in each column will be larger than the total number of people tested.**

Reporting lab	Inconclusive	Negative	Positive	Percent positive	Total
ALVERNO CLINICAL LABORATORIES			2	100%	2
ASCENSION ST MICHAEL'S HOSPITAL LAB		1	1	50%	2
CELEBRATION PEDIATRICS			2	100%	2
MEDSTAR HARBOR HOSPITAL			2	100%	2
REGIONS HOSPITAL LABORATORY			2	100%	2
MEDEXPRESS URGENT CARE - TULSA, S YALE AVE		2			2
RIO PINAR HEALTH CARE			2	100%	2
VANAYER HEALTHCARE AND REHAB CENTER		2			2
MERCY HEALTH LAB		1	1	50%	2
PM PEDIATRICS OF BAYSIDE, PLLC - MANHASSET		2			2
SUNNYSIDE MANOR		2			2
KAILOS GENETICS INC			2	100%	2
POMONA VALLEY COMMUNITY HOSPITAL			2	100%	2
PTC LABORATORIES			2	100%	2
LONG ISLAND UNIVERSITY - POST CAMPUS		2			2
MEDEXPRESS URGENT CARE-SELINGSGROVE		2			2
OAKBRIDGE TERRACE AT SAE			2	100%	2
TRINITAS REGIONAL MEDICAL CENTER		1	1	50%	2
CLEAR LAKE REGIONAL MEDICAL CENTER			2	100%	2
JUST BELIEVE RECOVERY CENTER			2	100%	2
HOUSTON HEALTH DEPARTMENT - BUREAU OF LABORATORY SERVICES			2	100%	2
PALOS COMMUNITY HOSPITAL LABORATORY			2	100%	2
PREMIER MEDICAL LABORATORY			2	100%	2
PREMIER FAMILY HEALTH PA			2	100%	2
MEDEXPRESS URGENT CARE-SCOTT TOWNSHIP		2			2
PEACEHEALTH CENTRAL		2			2
INTERNAL MEDICINE ASSOCIATES-DUNELLON			2	100%	2
CHARLOTTE COUNTY HEALTH DEPARTMENT			2	100%	2
CVS MINUTE CLINIC DIAG OF IND LLC #5206		1	1	50%	2
WISE HEALTH SYSTEM		1	1	50%	2
BIOHEALTH MEDICAL LAB INC			2	100%	2
MC DIAGNOSTIC OF CONNECTICUT PC #459		2			2
DELAWARE DIAGNOSTICS LABS			2	100%	2
OELWEIN HEALTH CARE CENTER		2			2
NEBRASKA MEDICAL CENTER			2	100%	2
CHAPPEL GROUP RESEARCH, THE		2			2
JEFFERSON WASHINGTON TOWNSHIP HOSPITAL		2			2
GENETIC ASSAYS INC			2	100%	2
MEDICINE SHOPPE #1306 THE		1	1	50%	2
ST. ELIZABETH HEALTHCARE			2	100%	2
NEW GEN LABS			2	100%	2
EAST NAPLES PEDIATRICS			2	100%	2
MINUTECLINIC DIAGNOSTIC OF TEXAS, LLC #7435		2			2
VIGILINT HEALTHCARE		1	1	50%	2
UC CORAL GABLES			2	100%	2
SUNCOAST BLOOD BANK			2	100%	2
ARKANSAS DEPARTMENT OF HEALTH			2	100%	2

COVID-19: testing by laboratory

Data through Dec 19, 2020 verified as of Dec 20, 2020 at 09:25 AM

Data in this report are provisional and subject to change.

The numbers in the table below represent the number of Florida and non-Florida residents for whom test results were received by the Department of Health. A person can be tested by more than one laboratory and can have both positive and negative results. **Therefore, the sum of the numbers in each column will be larger than the total number of people tested.**

Reporting lab	Inconclusive	Negative	Positive	Percent positive	Total
PM PEDIATRICS OF BAYSIDE PLLC - HOPEWELL JUNCTION		2			2
TENNESSEE DEPARTMENT OF HEALTH (TDH) - REGIONAL LABORATORY			2	100%	2
MEDEXPRESS URGENT CARE - WEIRTON		2			2
PIEDMONT HOSPITAL LAB			2	100%	2
TIEHH BIOTERRORISM RESPONSE LAB			2	100%	2
MEDEXPRESS URGENT CARE - BLUEFIELD		1	1	50%	2
NURSING PLUS OF BROWARD LLC		1	1	50%	2
MEMORIAL HERMANN CONSOLIDATED LABORATORY SERVICES			2	100%	2
MADISON HOSPITAL LABORATORY			2	100%	2
Robert Cranfield			2	100%	2
DISCOVERY VILLAGE AT THE FORUM		2			2
CUMBERLAND MEDICAL CENTER INC		2			2
LIFT HEALTH		2			2
MEDEXPRESS URGENT CARE - STATE COLLEGE		2			2
NAVAL BRANCH MEDICAL CLINIC			2	100%	2
MORGAN STANLEY HEALTH CENTER		2			2
MEDICAL CENTER AT OCEAN REEF,THE		2			2
GULF COAST PEDIATRICS OF SARASOTA PA		1	1	50%	2
NORTON IMMEDIATE CARE CENTER - PRESTON			2	100%	2
MEASE COUNTRYSIDE HOSPITAL CARDIAC REH			2	100%	2
TMH EC NORTHEAST LABORATORY			2	100%	2
ORLANDO LUTHERAN TOWERS		1	1	50%	2
MINUTECLINIC, DIAGNOSTIC OF TEXAS, LLC		2			2
MEDEXPRESS URGENT CARE - HUNTINGTON WE		2			2
ROCKEFELLER UNIVERSITY CLINICAL GENOMICS LABORATOR		2			2
SACRED HEART HOSPITAL ON THE EMERALD			2	100%	2
ORMOND BEACH URGENT CARE			2	100%	2
DEPARTMENT OF HEALTH AND HUMAN SERVICES DIVISION OF BEHAVIORAL HEALTH		1	1	50%	2
Medilodge of Montrose		2			2
PINECREST PEDIATRICS GROUP LLC			2	100%	2
HANOVER ENDOSCOPY CENTER		2			2
Metro West Nursing and Rehab			2	100%	2
NAVAL MEDICAL CENTER SAN DIEGO			2	100%	2
ADVANCED MEDICAL CARE			2	100%	2
UNIVERSITY OF KANSAS MEDICAL CENTER			2	100%	2
INDIANA STATE DEPARTMENT OF HEALTH LABORATORIES			2	100%	2
87TH MEDICAL GROUP – MCGUIRE AMBULATORY CARE FACILITY		2			2
CRUC CMCH-COVID-19		2			2
AUSTIN REGIONAL CLINIC MICROBIOLOGY LAB			2	100%	2
AGILE URGENT CARE			2	100%	2
DOCTOR 4 U CLINIC			2	100%	2
INTERNAL MEDICINE & PEDIATRICS WELLNESS CENTER			2	100%	2
EASTLAKE MEDICAL CENTER		2			2
UNITED MEMORIAL MEDICAL CENTER			2	100%	2
Fort Gaines Health and Rehab		2			2
MEDICANA NURSING AND REHAB CENTER			2	100%	2
ADVENTHEALTH IMAGING PARTIN SETTLEMENT			2	100%	2

COVID-19: testing by laboratory

Data through Dec 19, 2020 verified as of Dec 20, 2020 at 09:25 AM

Data in this report are provisional and subject to change.

The numbers in the table below represent the number of Florida and non-Florida residents for whom test results were received by the Department of Health. A person can be tested by more than one laboratory and can have both positive and negative results. **Therefore, the sum of the numbers in each column will be larger than the total number of people tested.**

Reporting lab	Inconclusive	Negative	Positive	Percent positive	Total
ADVANCED PEDIATRICS			2	100%	2
CHESTERFIELD HEALTHCARE GROUP, INC		2			2
SOUTHEAST GEORGIA HEALTH SYSTEM			2	100%	2
BOND COMMUNITY HEALTH CENTER			2	100%	2
RIVERVIEW MEDICAL CLINIC		2			2
TMH PHYSICIAN PARTNERS BLOUNTSTOWN			2	100%	2
ASPIRUS RIVERVIEW HOSPITAL & CLINICS INC		1	1	50%	2
OHIO DEPARTMENT OF HEALTH LABORATORY		2			2
VILLA HEALTH NH LLC			2	100%	2
CVS MINUTE CLINIC DIAGNOSTIC OF TN #3293		2			2
ARCPOINT LABS OF ALTAMONTE SPRINGS			2	100%	2
MINUTECLINIC DIAGNOSTIC OF OHIO #6192		2			2
GOLDSTEIN			2	100%	2
PEACE RIVER MEDICAL CENTER		2			2
UT AUSTIN UNIVERSITY HEALTH SERVICES			2	100%	2
FELICIDAD MEDICAL CENTER INC			2	100%	2
OCALA REGIONAL KIDNEY CENTER-WEST			2	100%	2
SANFORD REGIONAL HOSPITAL WORTHINGTON		2			2
SPECIALTY LABORATORIES			2	100%	2
LILY PHARMACY		2			2
Cleveland Clinic Weston			2	100%	2
LINCOLN MEDICAL CENTER		2			2
CVS MINUTE CLINIC DIAGNOSTIC		2			2
SUMNER REGIONAL MEDICAL CENTER		2			2
VALLEY BAPTIST MEDICAL CENTER: BROWNSVILLE			2	100%	2
CROSSROADS URGENT CARE, PLLC		2			2
NORTHCREST MEDICAL CENTER			2	100%	2
Good Samaritan Society-Blackduck		1	1	50%	2
PUTNAM COUNTY EMERGENCY RESCUE SERVICE		2			2
BIOMAT USA			2	100%	2
PUBLIC HEALTH LABORATORY	1		1	50%	2
PINARD HOME HEALTH SERVICES INC			2	100%	2
CAREHERE LCS- EUSTIS			2	100%	2
MEDEXPRESS - NEW CASTLE, DUPONT HWY		2			2
MEDICAL CENTER LABORATORY			2	100%	2
COVID PROCESSING SITE			2	100%	2
WHOLE CHILD PEDIATRICS			2	100%	2
NORTHDALE REHABILITATION CENTER			2	100%	2
STEBEN COUNTY PUBLIC HEALTH		2			2
KINGS COUNTY HOSPITAL CENTER			2	100%	2
FLORIDA PRIMARY & SPECIALTY CARE		2			2
MINUTECLINIC DIAGNOSTIC OF PA LLC		2			2
FLORIDA MEDICAL CLINIC RADIOLOGY DALE MABRY		2			2
CVS MINUTE CLINIC DIAGNOSTIC OF KANSAS, PA		2			2
NATIONWIDE LABORATORY SERVICES		1	1	50%	2
SUNBRIDGE CARE & REHAB FOR DECATUR		2			2
SHORE MEDICAL CENTER		2			2

COVID-19: testing by laboratory

Data through Dec 19, 2020 verified as of Dec 20, 2020 at 09:25 AM

Data in this report are provisional and subject to change.

The numbers in the table below represent the number of Florida and non-Florida residents for whom test results were received by the Department of Health. A person can be tested by more than one laboratory and can have both positive and negative results. **Therefore, the sum of the numbers in each column will be larger than the total number of people tested.**

Reporting lab	Inconclusive	Negative	Positive	Percent positive	Total
FAST PACE MEDICAL CLINIC		2			2
ADVENTIST HINSDALE HOSPITAL LABORATORY			2	100%	2
CARE 365			2	100%	2
FLORIDA PRIMARY CARE CENTER PA		2			2
FHPG FAMILY MEDICAL CENTER OF TAMPA BAY		1	1	50%	2
GALEN BAYLOR EXTENSION		2			2
CPL LABS			2	100%	2
AVANTE AT OCALA INC			2	100%	2
JOHN D. ARCHBOLD MEM. HOSPITAL			2	100%	2
MEDEXPRESS URGENT CARE - KOKOMO		2			2
MEDEXPRESS URGENT CARE GREENSBURG		2			2
ADVENTHEALTH EAST ORLANDO EMPLOYEE CLINIC		2			2
PEDIATRICS IN BREVARD-COCOA BEACH		2			2
PHYSICIANS LABORATORY SERVICES			2	100%	2
HARLEM HOSPITAL CENTER		2			2
SPRINGS MEDICAL LAB		1	1	50%	2
STEWART MELBOURNE HOSPITAL, INC			2	100%	2
WALGREENS #07502		2			2
PEDIATRIC HEALTH CARE		1	1	50%	2
FLORIDA HOSPITAL PHYSICIAN GROUP		1	1	50%	2
MINUTE CLINIC DIAGNOSTIC MED GRP		2			2
CEDARS-SINAI MEDICAL CENTER			2	100%	2
PLASMA MED RESEARCH DBA		2			2
MINUTECLINIC DIAG OF IND LLC #1138		1	1	50%	2
MEDEXPRESS URGENT CARE - CHRISTIANBURG		2			2
WALGREENS #13605		2			2
COASTAL COMPLETE CARE			2	100%	2
ST. MARY'S MEDICAL CENTER EVANSVILLE, INC			2	100%	2
MARCO ISLAND HOSPITAL INC D/B/A		1	1	50%	2
PHYSICIANS MEDICAL CENTER		2			2
DEKALB MEDICAL CENTER LABORATORY			2	100%	2
Great Lakes Health Center			2	100%	2
PruittHealth Lakehaven		2			2
THE LITTLE CLINIC			2	100%	2
MD NOW URGENT CARE MEDICAL CENTERS INC			2	100%	2
MEDEXPRESS URGEN CARE - EAST BRUNSWICK		2			2
BRANDYWYNE HEALTH CARE CENTER			2	100%	2
MED FUSION			2	100%	2
MINUTE CLINIC LLC #5706		1	1	50%	2
TMH PHYSICIAN PARTNERS SOUTHWOOD			2	100%	2
LAKELAND REGIONAL HEALTH		2			2
WEST COAST PEDIATRICS			2	100%	2
ADVENTHEALTH MEDICAL GROUP PEDIATRICS		1	1	50%	2
COASTAL MEDICAL LAB			2	100%	2
JACKSON LABORATORY OF GENOMIC MEDICINE		2			2
MEDEXPRESS URGENT CARE - SPRINGDALE, S 40TH STREET		2			2
CAYUGA COUNTY HEALTH DEPARTMENT		2			2

COVID-19: testing by laboratory

Data through Dec 19, 2020 verified as of Dec 20, 2020 at 09:25 AM

Data in this report are provisional and subject to change.

The numbers in the table below represent the number of Florida and non-Florida residents for whom test results were received by the Department of Health. A person can be tested by more than one laboratory and can have both positive and negative results. **Therefore, the sum of the numbers in each column will be larger than the total number of people tested.**

Reporting lab	Inconclusive	Negative	Positive	Percent positive	Total
VETERANS AFFAIRS MEDICAL CENTER - GREATER LOS ANGELES			2	100%	2
FEDERAL CORRECTIONAL INSTITUTION MARIANNA			2	100%	2
SHANDS AT LAKE SHORE LAB			2	100%	2
LAKE MARY HEALTH AND REHABILITATION CENTER		1	1	50%	2
MED EXPRESS URGENT CARE PC - MARYLAND		2			2
MEMORIAL SLOAN KETTERING CANCER CENTER		1	1	50%	2
Lakeside Oaks Care Center			2	100%	2
PEPIN ACADEMIES-PASCO		2			2
EMERALD COAST CENTER			2	100%	2
Church Creek SNF			2	100%	2
COMMONS AT ORLANDO LUTHERAN TOWERS SNF			2	100%	2
STUDENT HEALTH SERVICES			2	100%	2
ST LUKES HOSPITAL			2	100%	2
CARENOW URGENT CARE-DONELSON		2			2
DOCTORS HOSPITAL RENAISSANCE			2	100%	2
INTEGRITY CLINICAL RESEARCH CENTER INC		1	1	50%	2
NATIONAL JEWISH HEALTH			2	100%	2
MEDEXPRESS URGENT CARE MURRYSVILLE		1	1	50%	2
SARASOTA MEMORIAL MEDICAL URGENT CARE CENTER			2	100%	2
ST. JOSEPH REGIONAL MEDICAL CENTER			2	100%	2
MEDEXPRESS-HOUSTON EAST FWY		1	1	50%	2
Clearwater Center		2			2
MEDEXPRESS URGENT CARE - MBURG COMMONS		2			2
Workmens Circle Multicare Center		2			2
OURMED		2			2
LEXINGTON PLACE			2	100%	2
FLORIDA HOSPITAL LABORATORIES		2			2
BAYMEADOWS PRIMARY CARE		2			2
DRR JMC URGENT CARE DONALD ROSS			2	100%	2
GINKGO-IXLAYER		2			2
ADVANCED URGENT CARE LLC			2	100%	2
MOBILE COUNTY HEALTH DEPARTMENT		1	1	50%	2
RENFREW CENTERS INC		2			2
Gulf Shore Care Center			2	100%	2
INA		1	1	50%	2
LAB CORP OF AMER SAN DIEGO			2	100%	2
FLAGLER PROFESSIONAL HEALTH CAE SERVICES INC		2			2
MEDEXPRESS URGENT CARE - SOUTH CHARLESTON		2			2
COASTAL LABORATORIES OF FLORIDA			2	100%	2
ST VINCENTS AMBULATORY CARE INC DBA			2	100%	2
SIMEDHEALTH LLC		2			2
UTMB PATHOLOGY CLINICAL SERVICES LABORATORY			2	100%	2
JUPITER INTERNAL MEDICINE AND ASSOCIATES			2	100%	2
AFC PHYSICIANS OF FLORIDA, PA			2	100%	2
RELIANT IMMUNE DIAGNOSTICS			2	100%	2
UT PATH			2	100%	2
FLORIDA MEDICAL CLINIC -INTERNAL MED DADE CITY			2	100%	2

COVID-19: testing by laboratory

Data through Dec 19, 2020 verified as of Dec 20, 2020 at 09:25 AM

Data in this report are provisional and subject to change.

The numbers in the table below represent the number of Florida and non-Florida residents for whom test results were received by the Department of Health. A person can be tested by more than one laboratory and can have both positive and negative results. **Therefore, the sum of the numbers in each column will be larger than the total number of people tested.**

Reporting lab	Inconclusive	Negative	Positive	Percent positive	Total
ROPER HOSPITAL			2	100%	2
TRICORE REFERENCE LABORATORY		1	1	50%	2
CVS MINUTE CLINIC DIAGNOSTIC OF VIRGINIA		2			2
CELEBRATION PEDIATRICS PA			2	100%	2
DMC UNIVERSITY LABORATORIES		1	1	50%	2
TRUE HEALTH INC			2	100%	2
SURFSIDE URGENT CARE			2	100%	2
TERRACE AT HOBE SOUND, THE		1	1	50%	2
MEDEXPRESS URGENT CARE - FORT WORTH S		2			2
MEDICAL CITY DALLAS HOSPITAL			2	100%	2
ADVENT HEALTH MEDICAL GROUP- FAMILY MEDICINE AT DR. PHILIPS			2	100%	2
PRIMARY CARE WALK IN CLINIC PLLC			2	100%	2
UNIVERSITY HOSPITAL OF BROOKLYN		2			2
OUR LADY OF THE LAKE REGIONAL MEDICAL CENTER			2	100%	2
CHEROKEE COUNTY HEALTH AND REHAB CENTER		2			2
URGENT CARE AND SURGERY CENTER			2	100%	2
ORANGE COUNTY HEALTH DEPARTMENT		1	1	50%	2
GULF COAST IMMEDIATE CARE CENTER		1	1	50%	2
MINUTECLINIC DIAGNOSTIC OF VIRGINIA		2			2
EXPRESS CARE OF TAMPA BAY LLC		1	1	50%	2
NEW BRIDGE MEDICAL CENTER		2			2
ONE MEDICAL GROUP		1	1	50%	2
URGENT CARE USA			2	100%	2
HAWAII DEPARTMENT OF HEALTH			2	100%	2
CONSULATE HEALTH CARE		1	1	50%	2
DEPT OF HEALTH			2	100%	2
AFFORDABLE PRIMARY CARE LLC		2			2
APOLLO GARDENS RETIREMENT RESIDENCE CARE		2			2
MINUTE CLINIC DIAGNOSTIC OF NORTH CAROLINA		2			2
MINUTE-CLINIC DIAGNOSTIC OF VIRGINIA, LLC #2003		1	1	50%	2
VAULT HEALTH			2	100%	2
HUNTERS CREEK PEDIATRICS		2			2
URGENT CARE USA LLC			2	100%	2
POMERENE HOSPITAL			2	100%	2
UK HEALTHCARE			2	100%	2
NOT GIVEN		1	1	50%	2
JOHNSON CITY MEDICAL CENTER		1	1	50%	2
NAVAL MEDICAL CENTER			2	100%	2
ORLANDO MEDICAL CENTER PL			2	100%	2
JUPITER MEDICAL CENTER URGENT CARE - STUART			2	100%	2
ACCESS MEDICAL GROUP OF FLORIDA CITY			2	100%	2
WASHINGTON STATE DEPARTMENT OF HEALTH PUBLIC HEALTH LABORATORIES			2	100%	2
BROOKDALE SENIOR LIVING			2	100%	2
MINUTECLINIC, LLC #03268		2			2
SKIPPACK MEDICAL LAB			2	100%	2
PALM MEDICAL CENTER - PLANT CITY		2			2
ADVOCATE SHERMAN HOSPITAL			2	100%	2

COVID-19: testing by laboratory

Data through Dec 19, 2020 verified as of Dec 20, 2020 at 09:25 AM

Data in this report are provisional and subject to change.

The numbers in the table below represent the number of Florida and non-Florida residents for whom test results were received by the Department of Health. A person can be tested by more than one laboratory and can have both positive and negative results. **Therefore, the sum of the numbers in each column will be larger than the total number of people tested.**

Reporting lab	Inconclusive	Negative	Positive	Percent positive	Total
PHYSICIANS REGIONAL MEDICAL CTR - COLLIER BLVD			2	100%	2
ADVENT HEALTH CENTRAL TEXAS		1	1	50%	2
MEDEXPRESS URGENT CARE - WASHINGTON		2			2
SPRING HILL REGIONAL HOSPITAL			2	100%	2
UNIVERSITY HOSPITALS OF CLEVELAND			2	100%	2
NORTH DADE NURSING AND REHABILITATION CENTER			2	100%	2
SANIBEL MEDICAL CLINIC			2	100%	2
SIGNATURE CARE LEWISVILLE-EMERGENCY CENTER		1	1	50%	2
MAWD PATHOLOGY GROUP			2	100%	2
ASCENSION ST VINCENT'S RIVERSIDE			2	100%	2
SACRED HEART HEALTH SYSTEM INC		2			2
HCR MANOR CARE SERVICES OF FLORIDA III INC		2			2
MID - FLORIDA PATHOLOGY LLC		1	1	50%	2
WHITESANDS OUTPATIENT TREATMENT		2			2
RAINY LAKE MEDICAL CENTER			2	100%	2
THE HOSPITAL OF PROVIDENCE EMERGENCY ROOM			2	100%	2
ADVANCED URGENT CARE OF MARATHON			2	100%	2
THE PALMS REHABILITATION AND HEALTHCARE CENTER		2			2
BAYFRONT HEALTH - CONVENIENT CARE NORTHEAST			2	100%	2
Parkridge Specialty Care		2			2
SUPERIOR RESIDENCES OF CLERMONT		2			2
Heartland Healthcare Center Boca Raton			2	100%	2
Warren Center for Rehabilitation and Nursing		2			2
KINGS BAY PEDIATRICS LLC			2	100%	2
MEDEXPRESS URGENT CARE - FREDERICK		2			2
MINUTE CLINIC DIAGNOSTIC OF PENNSYLVANIA		2			2
ST. LUKE'S HOSPITAL - BETHLEHEM CAMPUS		1	1	50%	2
NEMOURS CHILDRENS PRIMARY CARE			2	100%	2
SOUTHSIDE FAMILY MEDICAL		2			2
HOLY FAMILY MEDICAL CENTER		1	1	50%	2
FLORIDA DEPARTMENT OF HEALTH (FDOH)			2	100%	2
GULF COAST REGIONAL MEDICAL CARE		2			2
ARLINGTON DIALYSIS CENTER LLC		2			2
RIVERWOOD CENTER,THE			2	100%	2
HOME ACCESS HEALTH			2	100%	2
BROOKDALE ORANGE PARK		2			2
SINAI PLAZA NURSING AND REHAB CENTER			2	100%	2
ASHLEY PEDIATRICS			2	100%	2
NEW YORK STATE DEPARTMENT OF HEALTH		1	1	50%	2
CALIFORNIA DIVISION OF COMMUNICABLE DISEASE CONTROL			2	100%	2
SCIENTIA DIAGNOSTICS			2	100%	2
CALIFORNIA DEPARTMENT OF PUBLIC HEALTH			2	100%	2
NEMOURS CHILDRENS PRIMARY CARE OVIEDO			2	100%	2
FLORIDA CLINICAL LABORATORY INC			2	100%	2
JULIE STAATS DO		2			2
ROAN DRUG COMPANY LLC		2			2
NLC LABS			2	100%	2

COVID-19: testing by laboratory

Data through Dec 19, 2020 verified as of Dec 20, 2020 at 09:25 AM

Data in this report are provisional and subject to change.

The numbers in the table below represent the number of Florida and non-Florida residents for whom test results were received by the Department of Health. A person can be tested by more than one laboratory and can have both positive and negative results. **Therefore, the sum of the numbers in each column will be larger than the total number of people tested.**

Reporting lab	Inconclusive	Negative	Positive	Percent positive	Total
MINUTE CLINIC DIAGNOSTIC OF MICHIGAN PC		2			2
SOUTHERN TENNESSEE MEDICAL CENTER			2	100%	2
MC DIAGNOSTIC OF CONNECTICUT, PC #1966		2			2
OHIO HEALTH DOCTORS HOSPITAL			2	100%	2
GEISINGER MEDICAL CENTER		2			2
ALLIED PHYSICIANS GROUP PLLC		2			2
CSS- TWELVE OAKS			2	100%	2
CLAY PRIMARY & FAMILY CARE LLC			2	100%	2
STEWARD ST ELIZABETH MEDICAL CENTER			2	100%	2
BAPTIST HEALTHCARE - LAKEVIEW CENTER INC		2			2
MEDEXPRESS URGENT CARE - OMAHA N 72 ST		2			2
MORTON PLANT NORTH BAY HOSPITAL			2	100%	2
INTEGRATED REGIONAL LABS			2	100%	2
TALLAHASSEE MEMORIAL HEALTHCARE FAMILY MED RESIDENCY			2	100%	2
CVS MINUTE CLINIC			2	100%	2
UW HOSPITAL AND CLINICS		1	1	50%	2
RIVER CITY MEDICAL ASSOCIATES INC			2	100%	2
DALLAS MEDICAL CENTER			2	100%	2
MIDLAND MEMORIAL HOSPITAL			2	100%	2
SIGNATURE HEALTHCARE OF MIDDLEBURG		2			2
THE CLUB AT BOYNTON BEACH, LLC			2	100%	2
BAYSHORE MEDICAL CENTER			2	100%	2
FAMILY FIRST PEDIATRICS			2	100%	2
TGH Brandon Healthplex Laboratory			2	100%	2
ALL PEDIATRIC CARE PA			2	100%	2
BFT LAB			2	100%	2
ST. CLOUD PHARMACY AND WELLNESS CENTER		2			2
ACL LABORATORIES INDUSTRIAL TOXICOLOGY			2	100%	2
THE PATHOLOGY LABORATORY		1	1	50%	2
MAJESTIC GUARDIANS			2	100%	2
STANFORD HEALTH CARE ANATOMIC PATHOLOGY & CLINICAL LAB			2	100%	2
SCIENTIFIC LABORATORY COMPANY		2			2
METHODIST MANSFIELD MEDICAL CENTER			2	100%	2
PRESBYTERIAN HOME		2			2
PANCARE HEALTH - PONCE DE LEON			2	100%	2
CORNERSTONE MEDICAL CARE OF BRANDON		2			2
MINUTECLINIC, LLC #5707		2			2
LEGACY ER & URGENT CARE - FRISCO WEST			2	100%	2
PINELLAS POINT NURSING AND REHAB			2	100%	2
PANCARE HEALTH - SNEADS ELEMENTARY			2	100%	2
CVS MINUTE CLINIC DIAGNOSTIC MED GRP		2			2
MD NOW URGENT CARE CENTER INC.			2	100%	2
SACRED HEART HEALTH SYSTEM, INC			2	100%	2
ROANE MEDICAL CENTER		1	1	50%	2
FAMILY PRACTICE OF DAVIE INC			2	100%	2
NORTHWELL HEALTH			2	100%	2
MEMORIAL HERMANN			2	100%	2

COVID-19: testing by laboratory

Data through Dec 19, 2020 verified as of Dec 20, 2020 at 09:25 AM

Data in this report are provisional and subject to change.

The numbers in the table below represent the number of Florida and non-Florida residents for whom test results were received by the Department of Health. A person can be tested by more than one laboratory and can have both positive and negative results. **Therefore, the sum of the numbers in each column will be larger than the total number of people tested.**

Reporting lab	Inconclusive	Negative	Positive	Percent positive	Total
MONTEFIORE MEDICAL CENTER LABS MONTEFIORE		1	1	50%	2
UNIVERSITY OF MARYLAND MEDICAL CENTER			2	100%	2
ST. MICHAEL'S ELITE HOSPITAL			1	100%	1
ST. LUCIE COUNTY HEALTH DEPARTMENT	1				1
CARESPOT EXPRESS HEALTHCARE BOYNTON BEACH			1	100%	1
TREASURE COAST MEDICAL CONCIERGE LLC			1	100%	1
Memorial Health Care Center			1	100%	1
MINUTECLINIC DIAGNOSTIC OF TN PC #6415	1				1
EASTSIDE MEDICAL CLINIC	1				1
Strasburg Care Center	1				1
STEWART FLORIDA ALF, INC			1	100%	1
ATRIA TAMARAC			1	100%	1
SCRIPPS CLINIC MEDICAL			1	100%	1
PEDIATRIC ASSOCIATES - DORAL			1	100%	1
ADVANCED URGENT CARE PLLC	1				1
EDGAR PRICE FAMILY & CHILDREN HEALTHCARE CENTER			1	100%	1
BERKSHIRE MEDICAL CENTER			1	100%	1
Flagler Health and Rehabilitation			1	100%	1
ST MARY'S OF SAGINAW	1				1
ADVENTHEALTH MEDICAL GROUP ADULT AND SENIOR HEALTH			1	100%	1
DOC PAM PA	1				1
DOCTORS EXPRESS OF ST PETERSBURG			1	100%	1
ADULT MEDICINE OF LAKE COUNTY INC			1	100%	1
Heritage of Red Cloud	1				1
ARNOLD PALMER HOSPITAL LAB POCT	1				1
MEDEXPRESS URGENT CARE-BRENTWOOD	1				1
BAYCARE HEALTH SYSTEMS	1				1
BAPTIST HEALTH MEDICAL PLAZA			1	100%	1
Manorcare Health Services West Reading North	1				1
MEDICAL ASSOCIATES OF CARTER	1				1
VETERANS AFFAIRS MEDICAL CENTER - EAST ORANGE			1	100%	1
MDS PHARMA SERVICES	1				1
SANTA CLARA VALLEY MEDICAL CENTER			1	100%	1
SANITAS RESEARCH LLC			1	100%	1
MEDEXPRESS URGENT CARE - BATTLE CREEK	1				1
EXCEPTIONAL EMERGENCY CENTER			1	100%	1
NONA MEDICAL ARTS	1				1
LAB TEST KENDALL LLC	1				1
Riverside Nursing & Rehabilitation Center	1				1
UMHC HOLLYWOOD LABORATORY			1	100%	1
CORDOVA FAMILY PRACTICE			1	100%	1
SARASOTA MEMORIAL HOSPITAL	1				1
PEDIATRIC ASSOCIATES - JACKSONVILLE			1	100%	1
PEDIATRIC PARTNERS ZEPHYRHILLS			1	100%	1
REGIONAL MEDICAL LABORATORY			1	100%	1
MEMORIAL HOSPITAL OF TAMPA			1	100%	1
Heritage Health of Peru			1	100%	1

COVID-19: testing by laboratory

Data through Dec 19, 2020 verified as of Dec 20, 2020 at 09:25 AM

Data in this report are provisional and subject to change.

The numbers in the table below represent the number of Florida and non-Florida residents for whom test results were received by the Department of Health. A person can be tested by more than one laboratory and can have both positive and negative results. **Therefore, the sum of the numbers in each column will be larger than the total number of people tested.**

Reporting lab	Inconclusive	Negative	Positive	Percent positive	Total
PEDIATRIC ASSOCIATES - MIAMI LAKES		1			1
PORT ORANGE NURSING & REHAB			1	100%	1
CLERMONT PEDIATRICS, PA			1	100%	1
BIOMAT ORLANDO		1			1
ADVENTHEALTH CENTRA CARE PONCIANA			1	100%	1
HARRIS URGENT CARE CENTER			1	100%	1
Redwood Springs Healthcare			1	100%	1
Alden North Shore			1	100%	1
MONMOUTH MEDICALC ENTER		1			1
LIFE CARE CENTER OF GWINNETT		1			1
PRIME CARE FAMILY MEDICINE			1	100%	1
MEDEXPRESS URGENT CARE - LINCOLN		1			1
STATCARE URGENT & WALK IN MEDICAL CARE		1			1
DEL PRADO MEDICAL CENTER, INC		1			1
SPORTS MEDICINE CLINIC - U OF WYOMING			1	100%	1
BEAUMONT HOSPITAL, GROSSE POINTE			1	100%	1
OLEAN GENERAL HOSPITAL		1			1
CARE POINT HEALTH AND WELLNESS CENTER		1			1
BIOMERIEUX			1	100%	1
GOSHEN MEDICAL CENTER			1	100%	1
BRIDGE DIAGNOSTICS			1	100%	1
FHPG SURGICAL ASSOCIATES OF EAST PASCO			1	100%	1
CARE CENTERS OF NASSAU, LLC - HENDRICKS RD		1			1
LAKE CONWAY URGENT CARE LLC		1			1
ADVANCE GASTROENTEROLOGY			1	100%	1
OVIEDO CHILDRENS HEALTH CENTER LLC		1			1
CLAYMED OF NORTH FLORIDA			1	100%	1
PUTNAM CO HOSPITAL-D/B/A ASBURY TOWERS		1			1
MINUTE CLINIC DIAG OF IND LLC #8674		1			1
SPINE & PAIN CONSULTANT PLLC		1			1
HORIZON MEDICAL CENTER			1	100%	1
Oak Hill Health & Rehabilitation Center			1	100%	1
MEDEXPRESS-DOVER		1			1
MEMORIAL HOSPITAL WEST			1	100%	1
GOSHEN HOSPITAL			1	100%	1
BARTON HEALTH ALLIANCE		1			1
Heartland of Perrysburg		1			1
GOOD SAMARITAN HOSPITAL			1	100%	1
COMPASSION PEDIATRICS			1	100%	1
LAWRENCE GENERAL HOSPITAL			1	100%	1
ANY LAB TEST FAST CORP			1	100%	1
FLORIDA MEDICAL CENTER			1	100%	1
MIAMI CHILDRENS HOSPITAL MIDTOWN OUTPATIENT CENTER			1	100%	1
FLORIDA KEYS PED AND ADOLES CTR			1	100%	1
COLONIAL VILLA GOOD SAMARITAN CENTER		1			1
WELLINGTON REGIONAL MEDICAL CENTER			1	100%	1
BRUCE S WEST MD			1	100%	1

COVID-19: testing by laboratory

Data through Dec 19, 2020 verified as of Dec 20, 2020 at 09:25 AM

Data in this report are provisional and subject to change.

The numbers in the table below represent the number of Florida and non-Florida residents for whom test results were received by the Department of Health. A person can be tested by more than one laboratory and can have both positive and negative results. **Therefore, the sum of the numbers in each column will be larger than the total number of people tested.**

Reporting lab	Inconclusive	Negative	Positive	Percent positive	Total
Caldwell Care		1			1
SOUTHWEST FLORIDA DIVISION LAB			1	100%	1
Southwest Louisiana Veterans Home			1	100%	1
ADVENTHEALTH SENIOR CARE AT ORMOND			1	100%	1
NEVADA DEPARTMENT OF HEALTH AND HUMAN SERVICES			1	100%	1
RIVERSIDE MEDICAL CENTER		1			1
DUKE HEALTH REGIONAL HOSPITAL			1	100%	1
CENTRAL FL INTERNAL MEDICINE ASSOCIATES LLC		1			1
PROVIDENCE PORTLAND MEDICAL CENTER		1			1
Gulfport Rehabilitation Center			1	100%	1
SOUTH DADE NURSING & REHABILITATION CENTER			1	100%	1
HERNANDO CHILDREN'S			1	100%	1
CLUB HEALTH AND REHABILITATION CENTER, THE		1			1
FHPG_EXP CARE W HILLSBOROUGH			1	100%	1
Luther Acres Manor		1			1
AVERA SACRED HEART HOSPITAL			1	100%	1
ONSLOW COUNTY HEALTH DEPARTMENT			1	100%	1
COLONIAL MEDICAL CENTER-EAST ORLANDO			1	100%	1
OHIOHEALTH URGENT CARE			1	100%	1
Wedgewood Manor		1			1
KETTERING MEDICAL CENTER			1	100%	1
ST FRANCIS MEDICAL CENTER			1	100%	1
HALIFAX HEALTH CARE FOR WOMEN		1			1
INSPIRE HEALTHCARE CENTER			1	100%	1
Arlington Care Center			1	100%	1
LAURELLWOOD NURSING CENTER		1			1
CVS HEALTH, #1994		1			1
KAISER PERMANENTE REGIONAL REFERENCE LABORATORY		1			1
VALLEY HOSPITAL MEDICAL CENTER		1			1
CFHC - FROSTPROOF			1	100%	1
STEPHENS COUNTY HOSPITAL			1	100%	1
HAMILTON CI MAIN UNIT ANNEX/ WORK CAMP			1	100%	1
LADY OF THE SEA HOSPITAL LAB			1	100%	1
DEPARTMENT OF HEALTH SERVICES			1	100%	1
LIFELINK TRANSPLANT INSTITUTE LAB			1	100%	1
LEXINGTON PLACE SENIOR LIVING COMMUNITY		1			1
Masonic Medical Research Institute			1	100%	1
UNIVERSITY OF MARYLAND PATHOLOGY ASSOCIATES			1	100%	1
SOUTHERN HILLS MEDICAL CENTER			1	100%	1
KIDSVILLE PEDIATRICS IV PA		1			1
Hampton Court Nursing and Rehabilitation Center			1	100%	1
PRINCIPLE DIAGNOSTICS LLC			1	100%	1
SACRED HEART HEALTH SYSTEM- MIDWIFE PROGRAM			1	100%	1
FLORIDA HOSPITAL ORMOND BEACH			1	100%	1
CULVER CITY URGENT CARE			1	100%	1
BAYFRONT HEAL WOUND CARE AND HYPERBARIC CENTER			1	100%	1
CLEVELAND CLINIC OHIO LABORATORIES			1	100%	1

COVID-19: testing by laboratory

Data through Dec 19, 2020 verified as of Dec 20, 2020 at 09:25 AM

Data in this report are provisional and subject to change.

The numbers in the table below represent the number of Florida and non-Florida residents for whom test results were received by the Department of Health. A person can be tested by more than one laboratory and can have both positive and negative results. **Therefore, the sum of the numbers in each column will be larger than the total number of people tested.**

Reporting lab	Inconclusive	Negative	Positive	Percent positive	Total
CLARKSVILLE MANOR INC		1			1
BIODORON LABORATORIES			1	100%	1
LOUNDY		1			1
Mercy Manor Transition Center			1	100%	1
RIDGEFIELD PEDIATRIC ASSOCIATES		1			1
TAMPA INTERNATIONAL AIRPORT			1	100%	1
NEW YORK STATE DEPARTMENT OF HEALTH			1	100%	1
AFFINITY URGENT CARE			1	100%	1
PEACHEALTH LABORATORIES		1			1
THYROID SPECIALTY LABORATORY			1	100%	1
Carington Park			1	100%	1
PINELLAS CHD - CLEARWATER			1	100%	1
BOND COUNTY HEALTH DEPARTMENT			1	100%	1
SOUTH FLORIDA BAPTIST HOSPITAL			1	100%	1
HIGHLANDS CLINICAL LABORATORY			1	100%	1
ManorCare Rehabilitation Center- Decatur		1			1
SHANNON CLARK OD, PA			1	100%	1
AVERA ST. MARY'S HOSPITAL			1	100%	1
Ash Flat Healthcare and Rehabilitation Center			1	100%	1
ENCOMPASS HEALTH REHABILITATION HOSPITAL OF LARGO			1	100%	1
Florence Home		1			1
METHODISM MIDLOTHIAN MEDICAL CENTER			1	100%	1
GALVESTON COUNTY HEALTH DISTRICT			1	100%	1
CEPERO PEDIATRICS PA			1	100%	1
OMNI HEALTHCARE INC			1	100%	1
JOHNSON & JOHNSON VISION CARE-VISTAKON			1	100%	1
RABI SINHA, MD		1			1
HAWKEYE CARE CENTER DUBUQUE		1			1
AFFILIATED LABORATORIES INC			1	100%	1
FLORIDA CLINICAL RESEARCH CENTER, LLC			1	100%	1
NORTH SHORE MEDICAL CENTER - SALEM HOSPITAL			1	100%	1
KENDALL PEDIATRICS PARTNERS LLC			1	100%	1
Shoreline Care Center			1	100%	1
POETS WALK SARASOTA			1	100%	1
AVON PARK CLUSTER		1			1
ST LUKES SURGICAL AT THE VILLAGES INC			1	100%	1
ORMOND MEDICAL ARTS FAMILY PRACTICE PL			1	100%	1
Consulate Health Care of Tallahassee			1	100%	1
HIBISCUS COURT			1	100%	1
WELLMED AT FORT PIERCE		1			1
TITUSVILLE CENTER FOR SURGICAL EXCELLENCE LLC		1			1
YOUR KIDS URGENT CARE			1	100%	1
BLOOMINGDALE PEDIATRIC ASSOCIATES PA			1	100%	1
Orchid Cove at Naples			1	100%	1
FLAGLER PROFESSIONAL HEALTH CARE SERVICES INC		1			1
CHOTA COMMUNITY HEALTH SERVICES		1			1
MINUTE CLINIC, LLC #1434		1			1

COVID-19: testing by laboratory

Data through Dec 19, 2020 verified as of Dec 20, 2020 at 09:25 AM

Data in this report are provisional and subject to change.

The numbers in the table below represent the number of Florida and non-Florida residents for whom test results were received by the Department of Health. A person can be tested by more than one laboratory and can have both positive and negative results. **Therefore, the sum of the numbers in each column will be larger than the total number of people tested.**

Reporting lab	Inconclusive	Negative	Positive	Percent positive	Total
ALABAMA REFERENCE LAB			1	100%	1
BRIDGEWATER PARK ASSISTED LIVING LLC			1	100%	1
NEIGHBORCARE PHARMACY SERVICES		1			1
KEY WEST BRANCH MEDICAL CLINIC			1	100%	1
VISTA DEL SOL MED ASSOC		1			1
MID FLORIDA COMMUNITY SERVICES			1	100%	1
MINUTECLINIC DIAGNOSTIC OF NORTH CAROLINA PC #5341		1			1
FALMOUTH BY THE SEA			1	100%	1
EASYCARE WALK-IN CLINIC			1	100%	1
Community Compassion Center of Batesville			1	100%	1
URGENT DOC -NACOGODOCHES CLINIC			1	100%	1
ARCADIA DIALYSIS CENTER			1	100%	1
WHEATON FRANCISCAN LABORATORY			1	100%	1
STANDIFER PLACE		1			1
ST PETE DIRECT PRIMARY CARE		1			1
MEDEXPRESS URGENT CARE - WICHITA, N MAIZE RD		1			1
HEALTH GUAGE			1	100%	1
PUBLIX PHARMACY #1114			1	100%	1
INTEGRATED GENETICS SEQUENOM		1			1
FIT4LIFE MEDICAL CENTER			1	100%	1
COASTAL SKIN SURGERY AND DERMATOLOGY PL		1			1
RCP OF MEMORIAL WEST			1	100%	1
EDWARD HOSPITAL			1	100%	1
MINUTECLINIC 7196		1			1
WEST VIRGINIA UNIVERSITY HOSPITALS			1	100%	1
DEPARTMENT OF HEALTH AND ENVIRONMENTAL CONTROL			1	100%	1
ULTIMATE ANALYSIS LABORATORY			1	100%	1
LABORATORY COPRORATION OF AMERICA			1	100%	1
MARYLAND DEPARTMENT OF HEALTH AND MENTAL HYGIENE			1	100%	1
PANCARE HEALTH - BAY COUNTY - YOUNGSTOWN		1			1
Crisp Regional Nursing and Rehab Center		1			1
ROCKWALL URGENT CARE			1	100%	1
PRECISION CLINICAL RESEARCH			1	100%	1
WESTWOOD NURSING & REHAB		1			1
PROFESSIONAL HEALTH EXAMINERS			1	100%	1
DOCTOR'S IN-HOUSE LAB/COMMUNITY HEALTH CENTERS OF PINELLAS - JOHNNIE R			1	100%	1
THE INTERNAL MEDICAL GROUP		1			1
MEMORIAL HOSPITAL LOS BANOS			1	100%	1
MEDEXPRESS URGENT CARE - BENTON		1			1
COMMUNITY MEDICAL CENTER-ORANGE CITY		1			1
DAUGHTERS OF SARAH NURSING CENTER		1			1
HALEYVILLE HEALTH CARE CENTER		1			1
UPSON REGIONAL MEDICAL CENTER			1	100%	1
MINUTECLINIC, LLC		1			1
REGIONAL MEDICAL CENTER BAYONET POINT			1	100%	1
GSM OCED Subsection			1	100%	1
BENEVA LAKES ASSISTED LIVING CENTER			1	100%	1

COVID-19: testing by laboratory

Data through Dec 19, 2020 verified as of Dec 20, 2020 at 09:25 AM

Data in this report are provisional and subject to change.

The numbers in the table below represent the number of Florida and non-Florida residents for whom test results were received by the Department of Health. A person can be tested by more than one laboratory and can have both positive and negative results. **Therefore, the sum of the numbers in each column will be larger than the total number of people tested.**

Reporting lab	Inconclusive	Negative	Positive	Percent positive	Total
CLINICAL TRIALS OF TAMPA LLC		1			1
LAKE VIEW COURT		1			1
TERRELL URGENT CARE			1	100%	1
PSL JAX BEACH OPERATIONS LLC			1	100%	1
BRISTOL REGINAL MEDICAL CENTER			1	100%	1
HEARTLAND - CHARLESTON OF HANAHAN SC,		1			1
OCALA RKC EAST HEMO #1			1	100%	1
BROOKSHIRE, THE			1	100%	1
TEXAS HEALTH ARLINGTON MEMORIAL		1			1
DIVERSICARE OF BIG SPRINGS		1			1
SUSAN F. WILLIAMS M.D., P.A.			1	100%	1
INNOVATIVE HEALTH DIAGNOSTIC OF CALIFORNIA			1	100%	1
OMAHA VA MEDICAL CENTER			1	100%	1
Raleigh Center (WV)			1	100%	1
BARRINGTON TERRACE NAPLES			1	100%	1
YOUR HEALTH PEDIATRICS			1	100%	1
US LABORATORIES			1	100%	1
FRESENIUS MEDICAL CARE			1	100%	1
RHODE ISLAND DEPARTMENT OF HEALTH			1	100%	1
441 URGENT CARE CENTER - BROWNWOOD			1	100%	1
Regency Square			1	100%	1
HUDSON REGIONAL HOSPITAL			1	100%	1
ST VINCENT'S AMBULATORY CARE INC			1	100%	1
SOUTHWEST ORLANDO FAMILY MEDICINE, PL			1	100%	1
OCALA REGIONAL DIALYSIS- NORTH			1	100%	1
WELLNOW URGENT CARE-OSWEGO			1	100%	1
FLORIDA FAMILY LABORATORY		1			1
NORDX			1	100%	1
PINNACLE DIALYSIS		1			1
SKYRIDGE CLINICAL ASSOCIATES		1			1
FLORIDA MEDICAL CLINIC PA GI			1	100%	1
UCH LAB			1	100%	1
Iron County Medical Care Facility		1			1
HEART HOSPITAL OF LAFAYETTE: EMERGENCY ROOM			1	100%	1
Cerenity Senior Care-White Bear Lake		1			1
SPRINGFIELD HOSPITAL			1	100%	1
CAREWELL 203			1	100%	1
WATERS EDGE ELEMENTARY SCHOOL			1	100%	1
LEGACY AT HIGHWOODS PRESERVE		1			1
APOPKA FAMILY HEALTH CENTER			1	100%	1
KIDSVILLE PEDIATRICS			1	100%	1
Rosedale Green		1			1
Long Beach Care Center			1	100%	1
SHANDS JACKSONVILLE CLINICAL CENTER			1	100%	1
QUALITY CLINICAL LAB LLC			1	100%	1
APS-SUMMIT CARE PHARMACY, LLC DBA OMNICARE		1			1
BAPTIST HEALTH LEXINGTON			1	100%	1

COVID-19: testing by laboratory

Data through Dec 19, 2020 verified as of Dec 20, 2020 at 09:25 AM

Data in this report are provisional and subject to change.

The numbers in the table below represent the number of Florida and non-Florida residents for whom test results were received by the Department of Health. A person can be tested by more than one laboratory and can have both positive and negative results. **Therefore, the sum of the numbers in each column will be larger than the total number of people tested.**

Reporting lab	Inconclusive	Negative	Positive	Percent positive	Total
CAREWELL URGENT CARE FITCHBURG			1	100%	1
CRUSADER COMMUNITY HEALTH			1	100%	1
MEMORIAL HEALTHCARE SYSTEM			1	100%	1
MANATEE MEMORIAL HOSPITAL CLINICAL LABORATORY			1	100%	1
Sears Coastal Nursing and Rehab		1			1
MID FLORIDA BIOLOGICALS			1	100%	1
VA OUTPATIENT PHARMACY			1	100%	1
SOUTH FLORIDA PEDIATRIC PARTNERS			1	100%	1
Portsmouth Health and Rehab			1	100%	1
FAYETTE MEDICAL CENTER LAB		1			1
INTERNATIONAL MEDICAL LABORATORY INC		1			1
LIFE CARE CENTER OF HILTON HEAD		1			1
WINCHESTER MEDICAL CENTER			1	100%	1
SPARTANBURG REGIONAL MEDICAL CENTER			1	100%	1
KINDRED HOSPITAL OCALA		1			1
LAKE PEDIATRICS			1	100%	1
HOLMES FAMILY PRACTICE PA			1	100%	1
HAVASU REGIONAL MEDICAL CENTER			1	100%	1
EVANS FAMILY CARE PA			1	100%	1
MEDEXPRESS URGENT CARE - LEOMINSTER		1			1
MRMC LAB MICRO			1	100%	1
MOUNT SINAI AVENTURA DIAGNOSTIC CENTER			1	100%	1
NEW ERA COMMUNITY HEALTH CENTER LLC		1			1
Lemont Nursing and Rehab Center			1	100%	1
SYNERGENE LABORATORY			1	100%	1
OPTIMAL MEDICINE INC		1			1
DES PLAINES CLINICAL LAB			1	100%	1
TAMPA GENERAL MEDICAL GROUP LABORATORY HEALTHPARK			1	100%	1
Bivins Pointe			1	100%	1
CHIPOLA QUICK CARE			1	100%	1
UNITED HEALTHCARE			1	100%	1
TENNOVA HEALTHCARE - CLEVELAND			1	100%	1
USCG SECTOR ST PETE		1			1
NAPHCARE INC		1			1
PALM WEST INTERNIST PA			1	100%	1
SPECTRUM LUDINGTON			1	100%	1
ASCENSION ST VINCENT'S MEDICAL CENTER			1	100%	1
ARDEN COURTS OF LELY PALMS			1	100%	1
Buena Vista Care Center		1			1
MOUNT SINAI MEDICAL CENTER OF FLORIDA, INC			1	100%	1
BIOLOGICAL AND CHEMICAL EMERGENCIES LABORATORY			1	100%	1
CHI ST. LUKE'S HEALTH BCM MEDICAL CENTER			1	100%	1
COMMUNICABLE DISEASE CONTROL/PUBLIC HEALTH EMERGENCY PREPAREDNESS			1	100%	1
HOLYOKE MEDICAL CENTER			1	100%	1
LAB. CORP. OF AMERICA			1	100%	1
EAST TENNESSEE STATE UNIVERSITY		1			1
MEDICAL ASSOCIATES OF BREVARD LLC		1			1

COVID-19: testing by laboratory

Data through Dec 19, 2020 verified as of Dec 20, 2020 at 09:25 AM

Data in this report are provisional and subject to change.

The numbers in the table below represent the number of Florida and non-Florida residents for whom test results were received by the Department of Health. A person can be tested by more than one laboratory and can have both positive and negative results. **Therefore, the sum of the numbers in each column will be larger than the total number of people tested.**

Reporting lab	Inconclusive	Negative	Positive	Percent positive	Total
MIAMI-DADE COUNTY HEALTH DEPT.		1			1
VAULT MEDICAL SERVICES			1	100%	1
EASTMAN HEALTHCARE & REHAB		1			1
MEDEXPRESS URGENT CARE PORT HURON		1			1
TWIN			1	100%	1
GENESIS MICROBIOLOGY LAB		1			1
CARESPOT - LEE VISTA			1	100%	1
MISSOURI DEPARTMENT OF HEALTH AND SENIOR SERVICES - STATE PH LAB		1			1
PARK AVENUE DERMATOLOGY NORTH			1	100%	1
Accordius Health at Gastonia			1	100%	1
MEDEXPRESS URGENT CARE-PETERS TWP		1			1
Harris Hill Nursing Facility		1			1
El Paso Health Care Center			1	100%	1
CITRUS HEALTH NETWORK INC			1	100%	1
EXPRESS LAB LIVINGSTON			1	100%	1
PROGRESSIVE MEDICAL RESEARCH			1	100%	1
SMA BEHAVIORAL HEALTH SERVICES INC		1			1
MULBERRY'S MOBILE PROVIDER SERVICES LLC			1	100%	1
LABRADOR PRIMARY CARE CENTER			1	100%	1
West Bay of Tampa Center			1	100%	1
KEY TRAINING CENTER			1	100%	1
WESTON COUNTY HEALTH SERVICES			1	100%	1
Henry County Health and Rehabilitation		1			1
VILLAGES HEALTH SYSTEM, LLC, THE			1	100%	1
VELOCITY URGENT CARE			1	100%	1
SUNY AT STONY BROOK			1	100%	1
SOUTHEAST MISSOURI HOSPITAL		1			1
Cornerstone at the Ranch		1			1
VIRGINIA UROLOGY		1			1
STEWART MEDICAL GROUP INC			1	100%	1
JACK M MATHENY II MD			1	100%	1
REFERENCE LABORATORY			1	100%	1
HOLLAND COMMUNITY HOSPITAL		1			1
UHEALTH CORAL SPRINGS			1	100%	1
The Evangelical Lutheran Good Samaritan Society Prescott Village		1			1
MID-FLORIDA CANCER CENTERS		1			1
PROVIDENCE HOSPITAL			1	100%	1
MAINE HEALTH AND ENVIRONMENTAL TESTING LABORATORY			1	100%	1
Metairie Healthcare Center			1	100%	1
PARKWAY REGIONAL MEDICAL CENTER LAB			1	100%	1
SAINT JOSEPHS HOSPITAL OF ATLANTA			1	100%	1
CARENOW URGENT CARE-HENDERSONVILLE		1			1
BLANCHARD VALLEY HOSPITAL LABORATORY			1	100%	1
LEE MEMORIAL HOSPITAL OUTPATIENT SURGERY CENTER			1	100%	1
ELITE CARE			1	100%	1
BAPTIST EMERGENCY HOSPITAL KELLY			1	100%	1
BASCOM PALMER-MICRO LAB			1	100%	1

COVID-19: testing by laboratory

Data through Dec 19, 2020 verified as of Dec 20, 2020 at 09:25 AM

Data in this report are provisional and subject to change.

The numbers in the table below represent the number of Florida and non-Florida residents for whom test results were received by the Department of Health. A person can be tested by more than one laboratory and can have both positive and negative results. **Therefore, the sum of the numbers in each column will be larger than the total number of people tested.**

Reporting lab	Inconclusive	Negative	Positive	Percent positive	Total
EAST END PEDIATRICS		1			1
BODYK			1	100%	1
PALM SPRINGS GENERAL HOSPITAL			1	100%	1
TALLAHASSEE MEMORIAL HEALTHCARE			1	100%	1
TAYLOR MANOR		1			1
FAIRVIEW SOUTHDAL			1	100%	1
San Antonio Residence and Rehabilitation Center		1			1
MEDICAL PAVILION CLINIC			1	100%	1
HANCOCK REGIONAL HOSPITAL		1			1
GADSDEN FAMILY PRACTICE		1			1
PREMIER FAMILY AND SPORTS MEDICINE LLC			1	100%	1
NEW YORK PRESBYTERIAN HOSPITAL			1	100%	1
DEVLIN MANOR NURSING AND REHABILITATION		1			1
CITRONELLE HEALTH AND REHABILITATION CENTER		1			1
SIGNATURE CARE MIDLAND			1	100%	1
MEDEXPRESS URGENT CARE - LAWRENCE		1			1
GAMMA HEALTHCARE, INC		1			1
NABI		1			1
CLINICAL LABORATORY DEPARTMENT			1	100%	1
MEDEXPRESS URGENT CARE - STAUNTON		1			1
ADVENTHEALTH PHYSICIAN GROUP – APPLEWOOD			1	100%	1
LAKE HOWARD HEIGHTS		1			1
Rio Grande City Nursing and Rehab Center			1	100%	1
CLEVELAND HEARTLAB			1	100%	1
Oakview Manor Health and Rehab		1			1
NFRC CLINICAL LAB			1	100%	1
FLORIDA SCHOOL FOR THE DEAF AND THE BLIND			1	100%	1
DOYLESTOWN HOSPITAL			1	100%	1
BLACK STALLION WALK IN AND EXERCISE CLINICS LLC		1			1
FALKVILLE HEALTHCARE		1			1
DAYTONA BEACH CENTRA CARE			1	100%	1
IDAHO HEALTH DEPARTMENT			1	100%	1
Kroger - KRO01100688			1	100%	1
MINUTECLINIC DIAGNOSTIC MED GRP OF CA		1			1
STARLING AT NOCATEE			1	100%	1
TEVAPHARM			1	100%	1
INHEALTH LIFE SCIENCES LLC			1	100%	1
SEATTLE-KING COUNTY			1	100%	1
BELLE GLADES HEALTH CLINIC			1	100%	1
SMITH NORTHVIEW HOSPITAL LAB			1	100%	1
OCCUPATIONAL HEALTH CENTER		1			1
HOWELL BRANCH COURT			1	100%	1
CLINIC OF PEDIATRICS & GI MEDICINE INC			1	100%	1
Westside Terrace		1			1
SENIOR LIVING IV SUN CITY LLC		1			1
OMNICARE PHARMACY OF TEXAS 1, LP		1			1
UNIVERSITY OF NORTH CAROLINA HOSPITALS			1	100%	1

COVID-19: testing by laboratory

Data through Dec 19, 2020 verified as of Dec 20, 2020 at 09:25 AM

Data in this report are provisional and subject to change.

The numbers in the table below represent the number of Florida and non-Florida residents for whom test results were received by the Department of Health. A person can be tested by more than one laboratory and can have both positive and negative results. **Therefore, the sum of the numbers in each column will be larger than the total number of people tested.**

Reporting lab	Inconclusive	Negative	Positive	Percent positive	Total
CHRISTUS SPOHN HOSPITAL			1	100%	1
WHITE-WILSON MEDICAL CENTER - FORT WALTON BEACH			1	100%	1
MEDICAL ARTS LABORATORY			1	100%	1
PHYSICIANS PRIMARY CARE LEHIGH PEDS			1	100%	1
XSTREMEMD			1	100%	1
Bayou Vista Community Care Center			1	100%	1
MID-FLORIDA PATHOLOGY LLC		1			1
RIVERSIDE COTTAGES AT THE SHORES, LLC			1	100%	1
ANDREWS			1	100%	1
DISCOVERY AT HOME, LLC			1	100%	1
THOMAS HOSPITAL			1	100%	1
FRESENIUS KIDNEY CARE FORT WALTON BEACH			1	100%	1
ESOTERIC LAB			1	100%	1
WATERBURY HOSPITAL REFERENCE LAB			1	100%	1
MERITUS MEDICAL CENTER			1	100%	1
MEDEXPRESS URGENT CARE - ROSS TOWNSHIP		1			1
ALLIANCE LABORATORY SERVICES			1	100%	1
CVS MINUTE CLINIC DIAGNOSTIC OF TN #6044		1			1
TIMPANOGOS REGIONAL HOSPITAL			1	100%	1
LAKE BALDWIN			1	100%	1
ADVANCED MEDICAL RESEARCH CENTER LLC			1	100%	1
LP ELIZABETHTON		1			1
HOLMES COUNTY HEALTH DEPARTMENT			1	100%	1
MEMORIAL HOSPITAL - BELLEVILLE			1	100%	1
SUNCREST OMNI		1			1
Arch Plaza Nursing and Rehabilitation Center			1	100%	1
CONSOLIDATED			1	100%	1
ACCESS FAMILY CARE LLC			1	100%	1
CVS MINUTE CLINIC #5836		1			1
Village Crest Center for Health & Rehabilitation		1			1
URGENT CARE OF FORT LAUDERDALE INC			1	100%	1
MEDAC AT PORTERS NECK			1	100%	1
CANDLER HOSPITAL			1	100%	1
PHYSICIANS URGENT CARE			1	100%	1
COLLINS NURSING HOME		1			1
PHYSICIAN ASSOCIATES, LLC			1	100%	1
DAVENPORT PEDIATRICS CLERMONT PA		1			1
MEDEXPRESS URGENT CARE-CHIPPEWA		1			1
USF PHYSICIANS GROUP			1	100%	1
JACKSONVILLE STATEFL			1	100%	1
ADVENT HEALTH - OWASA			1	100%	1
Tremont Health & Rehabilitation Center		1			1
ARLINGTON ADULT RESIDENTIAL FACILITY, INC			1	100%	1
ER NEAR ME HULEN		1			1
ROAN MOUNTAIN MEDICAL CENTER			1	100%	1
THE CHILDREN'S HOSPITAL OF PHILADELPHIA		1			1
DIGNITY HEALING LLC			1	100%	1

COVID-19: testing by laboratory

Data through Dec 19, 2020 verified as of Dec 20, 2020 at 09:25 AM

Data in this report are provisional and subject to change.

The numbers in the table below represent the number of Florida and non-Florida residents for whom test results were received by the Department of Health. A person can be tested by more than one laboratory and can have both positive and negative results. **Therefore, the sum of the numbers in each column will be larger than the total number of people tested.**

Reporting lab	Inconclusive	Negative	Positive	Percent positive	Total
BEAUFORT MEMORIAL			1	100%	1
NORTH SHORE HEMATOLOGY-ONCOLOGY ASSOCI		1			1
SHARON REGIONAL MEDICAL CENTER			1	100%	1
PRISMA HEALTH TUOMEY LABORATORY			1	100%	1
ARDEN COURTS OF SEMINOLE			1	100%	1
SUMMERFIELD PAIN MANAGEMENT			1	100%	1
WALGREENS #01398			1	100%	1
ST GERARD'S COMMUNITY OF CARE		1			1
TMH PHYSICIAN PARTNERS QUINCY			1	100%	1
PROGENESIS INC			1	100%	1
SHELBYVILLE HOSPITAL COMPANY		1			1
Manassas Health & Rehab			1	100%	1
ALLEGHENY GENERAL HOSPITAL			1	100%	1
AZALEALAND NURSING HOME		1			1
SOLARIS HEALTHCARE PLANT CITY		1			1
GRAND VIEW HOSPITAL			1	100%	1
HEALTHCARE FOR THE HOMELESS			1	100%	1
INFECTION CONTROL DEPT			1	100%	1
THEDACARE FAMILY MEDICINE GATEWAY			1	100%	1
MINUTECLINIC DIAGNOSTIC OF NEW MEXICO LLC #7552		1			1
Douglas County Health Center		1			1
ROYAL PALM MEDICAL GROUP, INC		1			1
Valley Center (WV)			1	100%	1
MCH PHYSICIANS GROUP			1	100%	1
ALLIED PEDIATRICS & FAMILY MEDICINE			1	100%	1
CSL PLASMA LAB			1	100%	1
MEDICAL CITY NORTH HILLS			1	100%	1
SILVERMAN			1	100%	1
ARIZONA STATE LABORATORY			1	100%	1
HEALTH PLUS SUNRISE MEDICAL OFFICE			1	100%	1
Signature Healthcare of Savannah		1			1
BREVARD FAMILY WALK IN CLINIC			1	100%	1
LABORATORIO MEDICO CENTRAL CONDOMINO MD			1	100%	1
JAX FAMILY CARE		1			1
MINUTECLINIC LLC #5157			1	100%	1
SUN CLINICAL LABORATORIES			1	100%	1
ADVANCED LABORATORY SERVICES			1	100%	1
NORTH SHORE HEMATOLOGY-ONCOLOGY ASSOCIATES PC		1			1
CONCIERGE INTERNAL MEDICINE ASSOCIATES			1	100%	1
LITTLE FALLS HOSPITAL LABORATORY		1			1
Princeton Place			1	100%	1
PEDRO L ORTEGA MD PA			1	100%	1
Miller Health Care Center			1	100%	1
HARDIN MEMORIAL HOSPITAL - HEARTLAND PATHOLOGY CONSULTANTS			1	100%	1
SERENADES BY SONATA		1			1
BROOME COUNTY HEALTH DEPARTMENT		1			1
LIFELINK OF FLORIDA			1	100%	1

COVID-19: testing by laboratory

Data through Dec 19, 2020 verified as of Dec 20, 2020 at 09:25 AM

Data in this report are provisional and subject to change.

The numbers in the table below represent the number of Florida and non-Florida residents for whom test results were received by the Department of Health. A person can be tested by more than one laboratory and can have both positive and negative results. **Therefore, the sum of the numbers in each column will be larger than the total number of people tested.**

Reporting lab	Inconclusive	Negative	Positive	Percent positive	Total
ST. LUKE'S HOSPITAL			1	100%	1
ADVENTHEALTH IMAGING LAKE NONA			1	100%	1
ORCHID TERRACE		1			1
MADISON AT OVIEDO			1	100%	1
FLORIDA HEART AND VASCULAR MULTISPECIALTY GROUP PA			1	100%	1
Integrity Healthcare of Carbondale			1	100%	1
Life Care Center of Estero			1	100%	1
SYNEOS HEALTH			1	100%	1
MEDEXPRESS URGENT CARE - FORT SMITH		1			1
ENCOMPASS HEALTH HOME HEALTH		1			1
DR PHILLIPS CENTER FOR WELLNESS		1			1
JOHN KNOX MANOR INC II			1	100%	1
CARESPOT - OCOEE			1	100%	1
BOONE DRUG & HEALTHCARE AT DEERFIELD			1	100%	1
MEMORIAL HERMANN SOUTHWEST HOSPITAL			1	100%	1
TALLAHASSEE PRIMARY CARE ASSOCIATES PA			1	100%	1
HEALTH FIRST MEDICAL GROUP LLC			1	100%	1
ST JOHNS EPISCOPAL HOSPITAL SOUTH SHORE		1			1
SURGERY CENTER, THE			1	100%	1
LISTENING DOCTOR PLLC, THE			1	100%	1
BEAUMONT HOSPITAL			1	100%	1
HUNEYCUTT FAMILY PRACTICE			1	100%	1
INDIAN RIVER CLINICAL LABORATORY, INC.		1			1
Birmingham Nursing & Rehab Center		1			1
LOPEZ		1			1
PM PEDIATRICS PC			1	100%	1
PRIMACARE MEDICAL LAKEWOOD			1	100%	1
JACKSON MADISON CO. GEN. HOSPITAL			1	100%	1
Good Samaritan Society - Albion		1			1
DAVITA DIALYSIS-NORTH			1	100%	1
COVID RAPID LABS			1	100%	1
HABANA HEALTH CARE CENTER			1	100%	1
PARK AVENUE PEDIATRICS PC		1			1
ACCESS HEALTH CARE PHYSICIANS			1	100%	1
BL DIAGNOSTICS LLC			1	100%	1
SISTERS MISSION			1	100%	1
PUBLIX PHARMACY #0332		1			1
PHYSICIANS IMMEDIATE CARE			1	100%	1
MEDEXPRESS URGENT CARE - HOLLINS		1			1
NCHMD, INC SOUTHEAST IMMEDIATE CARE			1	100%	1
ADVENTHEALTH HOSPICE CARE CENTRAL FLORIDA		1			1
Signature Healthcare of Georgetown		1			1
SHELL POINT HOME HEALTH			1	100%	1
FLORIDA DIGESTIVE AND LIVER SPECIALISTS			1	100%	1
GOLDING-GRANADO MEDICAL ASSOCIATES		1			1
WELLCARE URGENT CARE			1	100%	1
CHIEFLAND MEDICAL CENTER			1	100%	1

COVID-19: testing by laboratory

Data through Dec 19, 2020 verified as of Dec 20, 2020 at 09:25 AM

Data in this report are provisional and subject to change.

The numbers in the table below represent the number of Florida and non-Florida residents for whom test results were received by the Department of Health. A person can be tested by more than one laboratory and can have both positive and negative results. **Therefore, the sum of the numbers in each column will be larger than the total number of people tested.**

Reporting lab	Inconclusive	Negative	Positive	Percent positive	Total
MINUTE CLINIC DIAGNOSTIC PA			1	100%	1
Chestnut Ridge Nursing & Rehab		1			1
FLAGLER COUNTY BOARD OF COUNTY COMMISSIONERS			1	100%	1
MANASOTA PEDIATRICS			1	100%	1
MINUTECLINIC DIAGNOSTIC OF TN, PC 6438		1			1
MEDERI CARETENDERS VS OF SE FL LLC DBA			1	100%	1
MINUTE CLINIC DIAGNOSTICS OF IN, LLC #6252		1			1
GREENTREE MEDICAL CENTER			1	100%	1
WALGREENS #06025		1			1
FLORHAM PARK ENDOSCOPY CENTER		1			1
SANTA MONICA CA-UCLA MC			1	100%	1
HAWAII DEPARTMENT OF HEALTH LAB			1	100%	1
CAROMONT HEALTH			1	100%	1
CARESOUTH HHA HOLDINGS OF THE TREASURE COAST LLC			1	100%	1
SOUTH FLORIDA URGENT CARE CENTERS, LLC			1	100%	1
BAYCARE OUTREACH LAB AT NEW TAMPA			1	100%	1
HENRICO DOCTOR'S LABORATORY			1	100%	1
IVAN, MAYA			1	100%	1
RHODE ISLAND DEPARTMENT OF HEALTH LABORATORIES			1	100%	1
MEDEXPRESS URGENT CARE - WEXFORD		1			1
Brio of Johnston		1			1
HOUSTON METHODIST HOSPITAL			1	100%	1
OSF ST JOSEPH MEDICAL CENTER			1	100%	1
ST CATHERINE HOSPITAL LABORATORY			1	100%	1
BOULDER COMMUNITY HOSPITAL			1	100%	1
NASSAU UNIVERSITY MEDICAL CENTER DEPT		1			1
CVS MINUTE CLINIC DIAGNOSTIC OF NEW JERSEY		1			1
ASSOCIATED MD			1	100%	1
SUPERKIDS PEDIATRICS			1	100%	1
STATE OF FLORIDA			1	100%	1
The Pines at Poughkeepsie Center for Nursing and Rehabilitation		1			1
INNOVATIVE CARE II LLC			1	100%	1
WALKONCLINIC			1	100%	1
HALIFAX HEALTH PRIMARY CARE			1	100%	1
BAYCARE OUTREACH LAB WH SOUTH			1	100%	1
MINUTECLINIC DIAG OF IND, LLC #6553		1			1
MINUTE CLINIC, LLC #4650		1			1
KEY WEST HMA PHYSICIAN MANAGEMENT, LLC			1	100%	1
TENNESSEE VALLEY HCS			1	100%	1
ORLANDO FAMILY PHYSICIANS			1	100%	1
ORLANDO CLINICAL RESEARCH CENTER		1			1
HEALTHPARK MEDICAL CTR NURSING SVC		1			1
COBLESKILL REGIONAL HOSPITAL		1			1
HEALTHQUEST, INC			1	100%	1
JS HEALTHCARE			1	100%	1
ENZO LABS INC			1	100%	1
HARBOUR ISLAND PEDIATRICS LLC			1	100%	1

COVID-19: testing by laboratory

Data through Dec 19, 2020 verified as of Dec 20, 2020 at 09:25 AM

Data in this report are provisional and subject to change.

The numbers in the table below represent the number of Florida and non-Florida residents for whom test results were received by the Department of Health. A person can be tested by more than one laboratory and can have both positive and negative results. **Therefore, the sum of the numbers in each column will be larger than the total number of people tested.**

Reporting lab	Inconclusive	Negative	Positive	Percent positive	Total
AURORA CONSOLIDATED LABORATORY			1	100%	1
LabCorp L#09258295 M#09258285			1	100%	1
EXPEDIAN URGENT CARE			1	100%	1
Niles Nursing and Rehab. Center		1			1
CONTINENTAL HOME HEALTH CARE INC			1	100%	1
BEAUMONT REFERENCE LABORATORY			1	100%	1
TUSCAN ISLE CHAMPIONSGATE OP CO LLC		1			1
MOUNT SINAI MEDICAL CENTER AVENTURA ER			1	100%	1
EAST COAST INSTITUTE FOR RESEARCH LLC			1	100%	1
ALLEGANY COUNTY DEPARTMENT OF HEALTH		1			1
DEPARTMENT OF HEALTH AND HUMAN SERVICES			1	100%	1
HARBOR BEACH NURSING AND REHABILITATION CENTER			1	100%	1
ADVANCE MD CARE			1	100%	1
FLORIDA DEPARTMENT OF HEALTH PALM BEACH COUNTY			1	100%	1
PALMS OF FT MYERS,THE			1	100%	1
UNIV OF NORTH ALABAMA HEALTH CENTER		1			1
TITUSVILLE REHABILITATION AND NURSING CENTER		1			1
PRIMARY CARE GROUP LLC		1			1
Mill Valley Care Center		1			1
DIXITKUMAR N MODI MD PA			1	100%	1
LITTLE COMPANY OF MARY HOSPITAL			1	100%	1
CAH ACQUISITION COMPANY 11 LLC			1	100%	1
PRACTITIONERS IN MOTION			1	100%	1
WALKIN MEDICAL URGENT CARE,NEW CITY			1	100%	1
VIRTUA WEST JERSEY HOSPITAL		1			1
FLORIDA HOSPITAL LAB			1	100%	1
ATHENA PLASTIC SURGERY		1			1
BUFFALO VAMC			1	100%	1
LABORATORIO BUENA SALUD			1	100%	1
A.G. Rhodes		1			1
WATERTOWN URGENT CARE		1			1
SAN JOSE CLINIC		1			1
PENINSULA REGIONAL MED CTR LAB			1	100%	1
Garden View Care Center at Dougherty Ferry		1			1
Florida Baptist Retirement Center		1			1
NHC HealthCare St. Charles		1			1
NIBHA MEDIRATTA MD PL			1	100%	1
RAMBAM URGENT CARE			1	100%	1
DASCENA LAB			1	100%	1
MADISON FACILITY INC			1	100%	1
CONWAY MEDICAL CENTER			1	100%	1
Chateau Girardeau			1	100%	1
CVS MINUTE CLINIC DIAGNOSTIC MED GRP OF CAL		1			1
Imperial Healthcare Centre			1	100%	1
CROSS CREEK HEALTH CARE		1			1
MEDICAL CLINIC OF HOUSTON			1	100%	1
BAYCARE OUTREACH LAB			1	100%	1

COVID-19: testing by laboratory

Data through Dec 19, 2020 verified as of Dec 20, 2020 at 09:25 AM

Data in this report are provisional and subject to change.

The numbers in the table below represent the number of Florida and non-Florida residents for whom test results were received by the Department of Health. A person can be tested by more than one laboratory and can have both positive and negative results. **Therefore, the sum of the numbers in each column will be larger than the total number of people tested.**

Reporting lab	Inconclusive	Negative	Positive	Percent positive	Total
SOUTHERN SPRINGS HEALTH CARE		1			1
MEDEXPRESS URGENT CARE - ELM GROVE		1			1
LAKEVIEW REGIONAL HOSPITAL			1	100%	1
ST. LUKES HOSPITAL			1	100%	1
ACCOMPLISHED HOME CARE		1			1
Kroger - KR003500568			1	100%	1
CRESTAR LABS			1	100%	1
DOCTORS HEARING			1	100%	1
EAST RIDGE RETIREMENT VILLAGE INC		1			1
PARKLAND HEALTH & HOSPITAL			1	100%	1
NHC Chattanooga			1	100%	1
MD NOW URGENT CARE			1	100%	1
SHAH			1	100%	1
MY URGENT CARE CLINIC			1	100%	1
BMC/NASSAU			1	100%	1
RAPID CITY REGIONAL HOSPITAL -579 ATTN. LABORATORY		1			1
RIVIERA BEACH HEALTH CENTER LAB			1	100%	1
441 URGENT CARE-MULBERRY			1	100%	1
LIFELINK TISSUE BANK D/B/A LIFELINK TISSUE BANK		1			1
GRAND VILLA OF PINELLAS PARK			1	100%	1
HEALTHCARE ASSOCIATES OF IRVING, LLP			1	100%	1
FRESENIUS SOUTH FORT MYERS		1			1
SV MOBILE HEALTH			1	100%	1
BROOKDALE FORT MYERS LAKES PARK			1	100%	1
Longwood Community Living Center		1			1
CARE STATION MEDICAL GROUP		1			1
LAKE LURE HEALTH CENTER			1	100%	1
CERMAK HEALTH SERVICES			1	100%	1
ADVANCED RESEARCH AND DIAGNOSTIC LABORATORY UNIVERSITY OF MINNESOTA			1	100%	1
HYDE PARK MEDICAL CENTER		1			1
MINUTE CLINIC OF KANSAS PA			1	100%	1
Vi at Aventura		1			1
MEDERI CARETENDERS			1	100%	1
LIBERTY HEALTH CENTER			1	100%	1
ADVENTHEALTH MEDICAL GROUP FAMILY MEDICINE AT RDV		1			1
BLOOD SYSTEMS LABORATORIES			1	100%	1
Cortland Acres Association		1			1
VIVEX/UMTB BIOMEDICAL			1	100%	1
POMPANO BEACH ARTIFICIAL KIDNEY CENTER			1	100%	1
ADVENTHEALTH MEDICAL GROUP FAMILY AND INTERNAL			1	100%	1
LEELANAU OPCO, LLC		1			1
GEORGE WASHINGTON UNIVERSITY HOSPITAL			1	100%	1
FAITH FAMILY PRACTICE			1	100%	1
AFC PHYSICIANS OF FLORIDA PA			1	100%	1
Central Park Healthcare & Rehabilitation Center		1			1
CQUENTIA NGS, LLC			1	100%	1
SONNI'S PEDIATRICS			1	100%	1

COVID-19: testing by laboratory

Data through Dec 19, 2020 verified as of Dec 20, 2020 at 09:25 AM

Data in this report are provisional and subject to change.

The numbers in the table below represent the number of Florida and non-Florida residents for whom test results were received by the Department of Health. A person can be tested by more than one laboratory and can have both positive and negative results. **Therefore, the sum of the numbers in each column will be larger than the total number of people tested.**

Reporting lab	Inconclusive	Negative	Positive	Percent positive	Total
ALPHA 1 ANTITRYPSIN RESEARCH PROGRAM			1	100%	1
FLEMING ISLAND CENTER FOR CLINICAL RESEARCH		1			1
VANAJA SUREDDI MD PA			1	100%	1
MARION COUNTY HEALTH DEPARTMENT			1	100%	1
CELEBRATION HOSPITAL			1	100%	1
WHITE WILSON MEDICAL CENTER NEPHROLOGY			1	100%	1
ST. MARY'S HOSPITAL			1	100%	1
LOGAN COUNTY HOSPITAL			1	100%	1
BAPTIST HOSPITAL EAST			1	100%	1
GATEWAY LABORATORIES		1			1
MEDICAL LIFE-INC GUIDEWELL EMERGENCY MEDICINE			1	100%	1
Remarkable Healthcare Dallas			1	100%	1
SWEDISH COVENANT HOSPITAL			1	100%	1
CRANES VIEW LODGE			1	100%	1
SUMMIT LABORATORY			1	100%	1
BLUFFTON HEALTH CENTER			1	100%	1
FIVE STAR PREMIER RESIDENCES OF POMPANO BEACH			1	100%	1
GENESIS HEALTH SYSTEM			1	100%	1
BRONSON METHODIST HOSPITAL			1	100%	1
ROSECASTLE OF JACKSONVILLE LLC			1	100%	1
ST MARYS MEDICAL CENTER			1	100%	1
SENDER RETREAT ADULT DAY CARE CENTERS			1	100%	1
LAKESIDE MEDICAL CENTER		1			1
TANGLEWOOD MANOR		1			1
GRACE HEALTHCARE OF LAKE WALES		1			1
ST. PETERSBURG PEDIATRICS-SEMINOLE			1	100%	1
PHYSICIANS PREMIER			1	100%	1
ST. MARY MEDICAL CENTER		1			1
BAYCARE MEDICAL GROUP INC			1	100%	1
LEHIGH PULMONARY ASSOCIATES			1	100%	1
MIDDLE TENN MENTAL HEALTH INSTITUTE		1			1
MED CHOICE CENTER OF NORTH MIAMI			1	100%	1
SIMMONS			1	100%	1
HCL LABORATORIES			1	100%	1
CHESAPEAKE REGIONAL MEDICAL CENTER			1	100%	1
BROOKSVILLE REGIONAL HOSPITAL			1	100%	1
NASSAU COUNTY HEALTH DEPARTMENT-FERNANDINA BEACH C		1			1
MEDTOWN PHARMACY			1	100%	1
MEDEXPRESS URGENT CARE - BECKLEY		1			1
WARE EXPRESS CARE			1	100%	1
CORPORATION OF AMERICA		1			1
CFCH - FROSTPROOF			1	100%	1
JOSEPH SCHENKER MD PC		1			1
DONALSONVILLE HOSPITAL			1	100%	1
EH FARGO HOSPITAL LABORATORY			1	100%	1
VALLEY MEDICAL LABORATORY			1	100%	1
LEE MEMORIAL HOSPITAL BLOOD GAS LAB			1	100%	1

COVID-19: testing by laboratory

Data through Dec 19, 2020 verified as of Dec 20, 2020 at 09:25 AM

Data in this report are provisional and subject to change.

The numbers in the table below represent the number of Florida and non-Florida residents for whom test results were received by the Department of Health. A person can be tested by more than one laboratory and can have both positive and negative results. **Therefore, the sum of the numbers in each column will be larger than the total number of people tested.**

Reporting lab	Inconclusive	Negative	Positive	Percent positive	Total
URGENT CARE COASTAL GA			1	100%	1
Broomall Manor		1			1
WEST COAST CLINICAL LABS INC			1	100%	1
HOUSTON DEPARTMENT OF HEALTH AND HUMAN SERVICES			1	100%	1
AUGUSTA HEALTH CLINICAL LABORATORY			1	100%	1
MINUTECLINIC DIAGNOSTIC OF KANSAS, PA		1			1
WILTON MANORS HEALTH & REHABILITATION CENTER			1	100%	1
DOCTORS AFTER HOURS URGENT CARE CENTER			1	100%	1
WALGREENS #15291		1			1
MEDEXPRESS URGENT CARE-MT PLEASANT			1	100%	1
ST. VINCENT HOSPITAL			1	100%	1
TITUS REGIONAL MEDICAL CENTER			1	100%	1
THE HEART HOSPITAL BAYLOR PLANO			1	100%	1
MEMORIAL HERMANN HOSPITAL			1	100%	1
ARTHREX MEDICAL CENTER EAST			1	100%	1
VA OPTOMETRY CLINIC			1	100%	1
MEMORIALCARE LONG BEACH MEDICAL CENTER			1	100%	1
CLINCLOUD, LLC			1	100%	1
Glen Oaks Health and REhabilitation		1			1
UMASS MEMORIAL MEDICAL CENTER, INC		1			1
Avera Sr. James Care Center		1			1
GRAND VILLA OF DUNEDIN			1	100%	1
MT CARMEL PHARMACY INC		1			1
BAPTIST HOSPITAL OF MIAMI MCI BROWARD LABORATORY			1	100%	1
PALM BEACH DIABETES AND ENDOCRINE SPECIALISTS, PA			1	100%	1
BAYOU URGENT CARE			1	100%	1
MEDEXPRESS URGENT CARE - BECKLEY CROSS		1			1
WINSHIPS PHARMACY INC		1			1
MORGAN STANELY HEALTH CENTER		1			1
CAREHERE LLC			1	100%	1
NORTHSIDE HOSPITAL DULUTH			1	100%	1
ROCKLEDGE HEALTH & REHABILITATION CENTER			1	100%	1
ICARE		1			1
Greystone Health Care Center		1			1
HELGEMO & LIQU PEDIATRICS			1	100%	1
SMITH KLINE			1	100%	1
TREASURE COAST PRIMARY CARE		1			1
DERMDX, DIV OF AURORA DIAGNOSTICS/BERNHARDT LAB		1			1
ST CLOUD COMPOUNDING PHARMACY & WELLNESS CENTER		1			1
DIAGNOSTIC & MEDICAL SPECIALISTS OF GREENWICH		1			1
OCALA FAMILY MEDICAL CENTER		1			1
SPECIALTY DRUG TESTING			1	100%	1
SAINT BARNABAS MEDICAL CENTER		1			1
PREMIER URGENT CARE CENTER LLC			1	100%	1
KANSAS CITY VA MEDICAL CENTER			1	100%	1
CVS HEALTH, #2043		1			1
STUART SURGERY CENTER, LLC			1	100%	1

COVID-19: testing by laboratory

Data through Dec 19, 2020 verified as of Dec 20, 2020 at 09:25 AM

Data in this report are provisional and subject to change.

The numbers in the table below represent the number of Florida and non-Florida residents for whom test results were received by the Department of Health. A person can be tested by more than one laboratory and can have both positive and negative results. **Therefore, the sum of the numbers in each column will be larger than the total number of people tested.**

Reporting lab	Inconclusive	Negative	Positive	Percent positive	Total
Monument Health Strugis Care Center		1			1
PROVIDENCE ST PETER HOSPITAL		1			1
DEACONESS URGENT CARE CENTER			1	100%	1
ASCENSION ST VINCENT'S - WESTSIDE			1	100%	1
INTEGRATED FAMILY MEDICAL CENTER			1	100%	1
QC LABORATORY			1	100%	1
PRIMECARE AT PORT ORANGE			1	100%	1
MEDONE URGENT CARE			1	100%	1
GREATER TAMPA AT HOME			1	100%	1
BASCOM PALMER EYE INSTITUTE			1	100%	1
NORTHEAST PEDIATRICS			1	100%	1
BAPTIST HEALTH EXPRESS CARE			1	100%	1
CALIFORNIA PUBLIC HEALTH LABORATORY			1	100%	1
CARSON NURSING AND REHABILITATION CENT		1			1
CAREWELL JW - WORCESTER LNC			1	100%	1
NORTH FLORIDA CHILD DEVELOPMENT, INC			1	100%	1
BUENA VIDA ESTATES			1	100%	1
MOSAIC MEDICAL CENTER MARYVILLE			1	100%	1
ASHLEY CLINICAL DIAGNOSTIC LABORATORY			1	100%	1
ROYAL PALM PEDIATRICS			1	100%	1
COMMUNITY			1	100%	1
SUNCOAST COMMUNITY HEALTH CENTERS INC		1			1
SOUTHERN WINDS			1	100%	1
NORWALK HOSPITAL			1	100%	1
SOUTHWEST REGIONAL PCR LABORATORY			1	100%	1
FULGENT GENETICS HOUSTON		1			1
COMMONWEALTH OF VIRGINIA DIVISION OF CONSOLIDATED LABORATORY SERVICES			1	100%	1
CACERES SPECIALIZED GYNECOLOGY		1			1
MEDEXPRESS URGENT CARE - WESTFIELD, E MAIN ST			1	100%	1
BAPTIST HOSPITAL EMPLOYEE HEALTH OFF			1	100%	1
Elm Crest Senior Living Community		1			1
FAIRFIELD MEDICAL CENTER			1	100%	1
Crowne Place Assisted Living		1			1
ST JOHNS MEDICAL CENTER		1			1
NATION'S BEST CARE HOME HEALTH			1	100%	1
ATHENS LIMESTONE HOSPITAL		1			1
DOCTORS CARE - GREER		1			1
Community Care Center of Heritage House, LLC			1	100%	1
Rehab Select of Talladega		1			1
Chateau Living Center			1	100%	1
EXPRESS CARE OF THE SHOALS		1			1
TENNOVA ER - SANGO			1	100%	1
MERITER LABORATORIES			1	100%	1
CAREHERE HUDSON BAY			1	100%	1
ARIZA WELLNESS CARE LLC			1	100%	1
OXY-GENLAB			1	100%	1
SPECTRUM LABORATORY			1	100%	1

COVID-19: testing by laboratory

Data through Dec 19, 2020 verified as of Dec 20, 2020 at 09:25 AM

Data in this report are provisional and subject to change.

The numbers in the table below represent the number of Florida and non-Florida residents for whom test results were received by the Department of Health. A person can be tested by more than one laboratory and can have both positive and negative results. **Therefore, the sum of the numbers in each column will be larger than the total number of people tested.**

Reporting lab	Inconclusive	Negative	Positive	Percent positive	Total
COMPASSION PEDIATRIC URGENT CARE LLC			1	100%	1
KANA MEDICAL			1	100%	1
BAPTIST HOSPITAL LABORATORY			1	100%	1
MISSION HOSPITAL			1	100%	1
DOCTORS MEMORIAL HOSP HOME HEALTH CARE		1			1
Parkview Care Center			1	100%	1
MARTIN HEALTH PHYSICIAN GROUP			1	100%	1
DECATUR MORGAN HOSPITAL - DECATUR GENE		1			1
HIGHLANDS URGENT CARE			1	100%	1
HEALGEN SCIENTIFIC			1	100%	1
JMC TALLAHASSEE, LLC			1	100%	1
CAROLINAS HEALTHCARE SYSTEM LAB			1	100%	1
SACRED HEART MEDICAL CENTER			1	100%	1
NORTHEAST TEXAS DIALYSIS		1			1
WALGREENS #10308		1			1
METRO HEALTH HOSPITAL LABORATORY		1			1
Autumn Care of Suffolk		1			1
PALM BEACH DIABETES & ENDOCRINE SPECIALISTS PA			1	100%	1
PROGRESS PHARMACY INC			1	100%	1
PANCARE HEALTH - HOSFORD SCHOOL			1	100%	1
CENTRAL FLORIDA HOSPITALIST			1	100%	1
LAS PALMAS MEDICAL CENTER			1	100%	1
MED TECH CLINICAL LABORATORY		1			1
BRANDON OUTREACH CLINIC			1	100%	1
WINCHESTER HOSPITAL			1	100%	1
Alden Lincoln Park			1	100%	1
GUIDEWELL EMERGENCY MEDICINE DOCTORS LLC #33			1	100%	1
FLORIDA EPIDEMIOLOGY PROGRAM			1	100%	1
LAKELAND MEDICAL CENTER			1	100%	1
MEDEXPRESS URGENT CARE - LOGAN		1			1
SANTA ROSA PEDIATRICS			1	100%	1
ORLANDO HEALTH PHYSICIAN GROUP			1	100%	1
GUIDEWELL EMERGENCY MEDICINE DOCTORS LLC			1	100%	1
DSI LABORATORIES-NAPLES-7TH			1	100%	1
ST.ELIZABETH HEALTH CENTER	1				1
PEDIATRICS URGENT CARE, LLC			1	100%	1
BAYMEADOWS PEDIATRIC CARE		1			1
MEDEXPRESS URGENT CARE - SPRINGFIELD, COOLEY ST		1			1
CONSULATE HEALTH CARE OF VERO BEACH			1	100%	1
STONECREST MEDICAL CENTER		1			1
UNIVERSITY OF SOUTH FLORIDA			1	100%	1
INTERNAL MEDICINE GROUP OF CENTRAL FLORIDA			1	100%	1
Oakwood - North Baldwins Center for Living		1			1
2504-HOMEWOOD		1			1
CENTRAL CAROLINA HOSPITAL			1	100%	1
NEW YORK UNIVERSITY MEDICAL CENTER			1	100%	1
MEDEXPRESS URGENT CARE-CLOQUET		1			1

COVID-19: testing by laboratory

Data through Dec 19, 2020 verified as of Dec 20, 2020 at 09:25 AM

Data in this report are provisional and subject to change.

The numbers in the table below represent the number of Florida and non-Florida residents for whom test results were received by the Department of Health. A person can be tested by more than one laboratory and can have both positive and negative results. **Therefore, the sum of the numbers in each column will be larger than the total number of people tested.**

Reporting lab	Inconclusive	Negative	Positive	Percent positive	Total
CVS HEALTH, #5962		1			1
TMH PHYSICIAN PARTNERS			1	100%	1
Sherwood Oaks Health Center			1	100%	1
UF KANAPAHA LAB BEAKER		1			1
MEMORIAL HEALTH SYSTEM		1			1
ALBANY MEDICAL CENTER			1	100%	1
RENOWN REGIONAL MEDICAL CENTER			1	100%	1
LSU MEDICAL CENTER			1	100%	1
BEST MEDICAL CENTER		1			1
MEDEXPRESS URGENT CARE - ANDERSON		1			1
COSTCO PHARMACY #1023			1	100%	1
FLORIDA DEPARTMENT OF HEALTH IN ESCAMBIA COUNTY		1			1
Peninsula Nursing and Rehabilitation Center		1			1
NORTHERN KENTUCKY HEALTH DEPARTMENT			1	100%	1
LAKEVIEW HEALTH CARE SYSTEM LLC			1	100%	1
VITAS HEALTH INC			1	100%	1
DESERT HOSPITAL/CPHU CLINICAL LABORATORY			1	100%	1
VIVIAN SIMMONS FAMILY PRACTICE			1	100%	1
CELEBRATION FAMILY PHYSICIANS LLC			1	100%	1
MINUTECLINIC LLC (2335)		1			1
WINTER GARDEN CHILDREN'S HEALTH CENTERS			1	100%	1
OCEANSIDE URGENT CARE		1			1
BOSTON MEDICAL CENTER			1	100%	1
BROOKS REHAB			1	100%	1
WARD MEMORIAL HOSPITAL		1			1
ST VINCENTS AMBULATORY CARE INC			1	100%	1
CHILDREN'S MEDICAL CENTER-EAST ORLANDO			1	100%	1
HAYS CLINICAL LAB			1	100%	1
POPLAR HEALTHCARE			1	100%	1
ONPOINT URGENT CARE			1	100%	1
NORTH BROWARD MEDICAL CENTER			1	100%	1
Grand Villa of Deerfield Beach			1	100%	1
WillowBrooke Court at Westminster Village		1			1
Kindred Hospital South Florida Hollywood SNU			1	100%	1
CENTRAL TX URGENT CARE			1	100%	1
CYPRESS CREEK MEDICAL CENTER			1	100%	1
LAKELAND REGIONAL HEALTH PABLO			1	100%	1
NORTH SHORE HEMATOLOGY-ONCOLOGY ASSOCIATES		1			1
SOUTH BEND MEDICAL FOUNDATION			1	100%	1
HERNANDO COUNTY HEALTH DEPT			1	100%	1
LABCORP TAMPA		1			1
QUEST DIAGNOSTICS CLINICAL LABORATORIES INC		1			1
AMERICAN LAB LLC		1			1
EXCEL URGENT CARE OF NJ			1	100%	1
COOPER CLINIC			1	100%	1
BOLLES SCHOOL, THE			1	100%	1
FAMILY MEDICAL CENTERS			1	100%	1

COVID-19: testing by laboratory

Data through Dec 19, 2020 verified as of Dec 20, 2020 at 09:25 AM

Data in this report are provisional and subject to change.

The numbers in the table below represent the number of Florida and non-Florida residents for whom test results were received by the Department of Health. A person can be tested by more than one laboratory and can have both positive and negative results. **Therefore, the sum of the numbers in each column will be larger than the total number of people tested.**

Reporting lab	Inconclusive	Negative	Positive	Percent positive	Total
HEALTH CARE SERVICES LC			1	100%	1
LRGHEALTHCARE		1			1
MID-FLORIDA PATHOLOGY LLC - MOBILE UNIT # 3			1	100%	1
STANLY REGIONAL MEDICAL CENTER			1	100%	1
FLORIDA DEPARTMENT OF HEALTH IN LEE COUNTY			1	100%	1
NORTH CAROLINA STATE LABORATORY OF PUBLIC HEALTH, SPECTRUM LAB NETWORK			1	100%	1
FLORIDA HOSPITAL TRANSPLANT CENTER		1			1
CLINICAL LABORATORY		1			1
FLORIDA STATE UNIVERSITY HEALTH SERVICES			1	100%	1
NDX-CORE LAB			1	100%	1
Dulles Health and Rehab Center		1			1
PREMIER PEDIATRICS			1	100%	1
PALOMAR MEDICAL CENTER			1	100%	1
MINUTECLINIC DIAGNOSTIC OF MICHIGAN, P		1			1
FREEPORT ER DOX URGENT CARE		1			1
Ramsey Village		1			1
MILFORD REGIONAL HOSPITAL			1	100%	1
LAREDO EMERGENCY ROOM			1	100%	1
SCIENCE CARE			1	100%	1
MAINE CENTER FOR DISEASE CONTROL AND PREVENTION			1	100%	1
SHAMRA MEDICAL LABORATORY			1	100%	1
IRA FIALKO DO			1	100%	1
UNIVERISTY OF MIAMI			1	100%	1
CHRISTIANA HOSPITAL		1			1
DEPT OF VA MEDICAL CENTER - MIAMI			1	100%	1
WIREGRASS MEDICAL CENTER			1	100%	1
MERCY – NORTH IOWA			1	100%	1
RIVERSIDE METHODIST HOSPITAL LAB			1	100%	1
OHIO VALLEY MANOR NURSING &		1			1
GENESIS FAMILY PRACTICE			1	100%	1
ADVANCE HEALTH AND WELLNESS SOLUTIONS			1	100%	1
Maple Lane Nursing Home		1			1
MEDICAL ASSOCIATES OF PINELLAS - LAB			1	100%	1
CLEARWATER PAIN MANAGEMENT ASSOCIATES			1	100%	1
MIDWAY SPECIALTY CARE CENTER INC		1			1
NEW MILFORD HOSPITAL			1	100%	1
ORDRS, INC.			1	100%	1
COVENANT HEALTH		1			1
SIGNATURE CARE MEMORIAL CITY			1	100%	1
USC VERDUGO HILLS HOSPITAL			1	100%	1
TRUMAN MEDICAL CENTER - HOSPITAL HILL			1	100%	1
MEDEXPRESS URGENT CARE - WHEELING		1			1
BROOKS -TLC HOSPITAL SYSTEM			1	100%	1
ST. JOHN HOSPITAL & MEDICAL CENTER			1	100%	1
ACCESS MEDICAL GROUP OF TAMPA INC			1	100%	1
ADVENTHEALTH MEDICAL GROUP OBSTETRICS			1	100%	1
CORNERSTONE PEDIATRICS			1	100%	1

COVID-19: testing by laboratory

Data through Dec 19, 2020 verified as of Dec 20, 2020 at 09:25 AM

Data in this report are provisional and subject to change.

The numbers in the table below represent the number of Florida and non-Florida residents for whom test results were received by the Department of Health. A person can be tested by more than one laboratory and can have both positive and negative results. **Therefore, the sum of the numbers in each column will be larger than the total number of people tested.**

Reporting lab	Inconclusive	Negative	Positive	Percent positive	Total
HILTON HEAD HOSPITAL/INPATIENT			1	100%	1
MANOR CARE OF DELRAY BEACH FL LLC		1			1
HIGHLAND PARK LAKEWOOD PRESTON HOLLOW			1	100%	1
BAYCARE LABORATORIES			1	100%	1
MARYLAND DEPARTMENT OF HEALTH AND MENTAL HYGIENE-LABORATORIES			1	100%	1
PORTSMOUTH REG. HOSPITAL			1	100%	1
Victory Health and Rehabilitation			1	100%	1
SKY RIDGE MEDICAL CENTER - MICRO			1	100%	1
FIU HEALTH CARE CENTER			1	100%	1
ALLIED PHYSICIANS GROUP		1			1
Medicalodges Neosho			1	100%	1
ALPHA CLINICAL LABORATORY CORP.			1	100%	1
OCEAN MEDICAL CENTER		1			1
MAYO CLINIC BEACHES PRIMARY CARE CTR		1			1
MANSFIELD MEDICAL LODGE			1	100%	1
WESLEY MEDICAL CENTER			1	100%	1
HELIX BIOMEDICS LLC			1	100%	1
PALMETTO PRIMARY CARE PHYSICIANS			1	100%	1
HENRY FORD WEST BLOOMFIELD HOSPITAL			1	100%	1
ST PETERSBURG PEDIATRICS			1	100%	1
DOCTORS HOSPITAL OF LAREDO			1	100%	1
FLORIDA HOSPITAL PHYSICIANS GROUP			1	100%	1
FORT LOUDOUN PRIMARY CARE		1			1
CHP COVID-19 (TX)			1	100%	1
PANCARE HEALTH - BRUCE			1	100%	1
HAMILTON CHD		1			1
Livingston County Center for Nursing and Rehabilitation		1			1
VILLAGES REHABILITATION AND NURSING CENTER		1			1
ORMC-ARDEN/EOI			1	100%	1
POUDRE VALLEY HOSPITAL			1	100%	1
QUALITY LAB			1	100%	1
WESTOX LABS		1			1
HENRY FORD HOSPITAL			1	100%	1
University Plaza Rehabilitation and Nursing			1	100%	1
Diversicare of Smyrna		1			1
WINDSOR MANOR			1	100%	1
OAKMONT WEST- GREENVILLE SC		1			1
ADVANCED MEDICAL LABORATORIES (AML)			1	100%	1
GIBSON AREA PRIMARY CARE			1	100%	1
HUMILITY OF MARY HEALTH PARTNERS			1	100%	1
MORNINGSIDE NURSING AND REHABILITATION		1			1
Washington County Nursing H0me			1	100%	1
HIGH DESERT COURT GROUP HOME			1	100%	1
MEDEXPRESS URGENT CARE- FORT WORTH N T		1			1
CONVENIENT MEDICAL AND HEALTH SERVICES			1	100%	1
CROSSROADS URGENT CARE		1			1
SAINT JOSEPH'S HOSPITAL AND MEDICAL CENTER		1			1

COVID-19: testing by laboratory

Data through Dec 19, 2020 verified as of Dec 20, 2020 at 09:25 AM

Data in this report are provisional and subject to change.

The numbers in the table below represent the number of Florida and non-Florida residents for whom test results were received by the Department of Health. A person can be tested by more than one laboratory and can have both positive and negative results. **Therefore, the sum of the numbers in each column will be larger than the total number of people tested.**

Reporting lab	Inconclusive	Negative	Positive	Percent positive	Total
Seal Rock Healthcare		1			1
OMNI HEALTHCARE URGENT CARE			1	100%	1
WALGREENS #5130			1	100%	1
PHYSICIANS CARE		1			1
CLERMONT HEALTH DEPARTMENT			1	100%	1
MINUTE CLINIC DIAGNOSTIC OF KANSAS PA		1			1
MEDEXPRESS URGENT CARE NORWIN		1			1
UMMC MIDTOWN CAMPUS			1	100%	1
KINGWOOD EMERGENCY HOSPITAL			1	100%	1
CARESPOT URGENT CARE		1			1
FAMILY PRACTICE ASSOCIATES		1			1
SPRINGBROOK HOSPITAL			1	100%	1
ADVENTHEALTH MEDICAL GROUP COMMUNITY MEDICINE			1	100%	1
ILLINOIS DEPT OF PUBLIC HEALTH LABS			1	100%	1
NORTH PINELLAS CHILDRENS MEDICAL CENTER INC			1	100%	1
DE TAR HOSPITAL			1	100%	1
GWINNETT MEDICAL CENTER			1	100%	1
HACKENSACK UNIVERSITY MEDICAL CENTER		1			1
SAINT ALPHONSUS REGIONAL MEDICAL CENTER			1	100%	1
JOSHUA E CHESIR MD		1			1
MEDEXPRESS URGENT CARE - BRIDGEVILLE		1			1
MINUTECLINIC DIAGNOSTIC MEDICAL GROUP		1			1
HARRINGTON PARK HEALTH AND REHAB		1			1
Villa Maria			1	100%	1
NORTH RIVER FAMILY HEALTH CENTER			1	100%	1
Bolingreen Health and Rehabilitation		1			1
GENESEE COUNTY HEALTH DEPARTMENT		1			1
INLET CONCIERGE MEDICINE			1	100%	1
CLIFTON-FINE HOSPITAL LABORATORY		1			1
MINUTECLINIC, LLC, DBA MINUTECLINIC #6		1			1
AMD			1	100%	1
PASCO COUNTY HEALTH DEPARTMENT			1	100%	1
TMH CANCER CENTER LABORATORY			1	100%	1
FLORIDA DEPARTMENT OF HEALTH SEMINOLE COUNTY		1			1
ALTA BATES SUMMIT MEDICAL CENTER CLINICAL LAB			1	100%	1
Mountain View Manor			1	100%	1
Senatobia Healthcare & Rehab		1			1
PELICAN STATE OUTPATIENT CENTER			1	100%	1
CORNERSTONE OF RECOVERY INC		1			1
GENEXPERT			1	100%	1
ROYAL OAK MEDICAL CENTER LLC DBA CHARACTER FAMILY			1	100%	1
EAST FL CORE LAB			1	100%	1
MEDSTAR HEALTH URGENT CARE			1	100%	1
MARINA DEL REY HOSPITAL LAB			1	100%	1
American Fork Care Center dba Heritage Care Center		1			1
MERCYONE DES MOINES MEDICAL CENTER			1	100%	1
MEDEXPRESS URGENT CARE - MOUNTAIN HOME		1			1

COVID-19: testing by laboratory

Data through Dec 19, 2020 verified as of Dec 20, 2020 at 09:25 AM

Data in this report are provisional and subject to change.

The numbers in the table below represent the number of Florida and non-Florida residents for whom test results were received by the Department of Health. A person can be tested by more than one laboratory and can have both positive and negative results. **Therefore, the sum of the numbers in each column will be larger than the total number of people tested.**

Reporting lab	Inconclusive	Negative	Positive	Percent positive	Total
PULSE MEDICAL GROUP INC			1	100%	1
MIAMI RESCUE MISSION CLINIC INC			1	100%	1
HEALTH ALLIANCE			1	100%	1
BAYFRONT FAMILY HEALTH CENTER			1	100%	1
LCMC LAB SUBSECTION		1			1
MINUTE CLINIC DIAGNOSTIC OF SC, LLC #42		1			1
Harbert Hills Academy Nursing Home		1			1
Lutheran Community at Telford		1			1
CATHEDRAL GERONTOLOGY CENTER DBA CATHEDRAL CARES			1	100%	1
Parkside Manor		1			1
YUMA REGIONAL MEDICAL CENTER			1	100%	1
ISLANDS ASSISTED LIVING FACILITY,THE			1	100%	1
HELEN HAYES HOSPITAL LABORATORY		1			1
LEHIGH MEDICAL AND RESEARCH CENTER, INC			1	100%	1
NEMOURS CHILDREN'S PRIMARY CARE, ST CLOUD			1	100%	1
Garden Isle Healthcare and Rehabilitation Center		1			1
MIDDLEBURG PEDIATRICS			1	100%	1
STAMFORD HOSPITAL			1	100%	1
ANDREWS INSTITUTE AMBULATORY SURGERY CENTER		1			1
MEDEXPRESS URGENT CARE - LITTLE ROCK		1			1
INDIANA STATE DEPARTMENT OF HEALTH CLINIC MICROBIOLOGY		1			1
HARDEE COUNTY FIRE RESCUE		1			1
REEVES COUNTY HOSPITAL DISTRICT			1	100%	1
UNIVERSITY OF IOWA HOSPITALS & CLINICS			1	100%	1
LOUISIANA STATE LAB			1	100%	1
Lab MSMC Hialeah			1	100%	1
MAYO CLINICAL LABORATORIES		1			1
PENSACOLA PATHOLOGY		1			1
NORTH FLORIDA MEDICAL GROUP		1			1
MAYO CLINIC OUTPATIENT DIALYSIS CENTER			1	100%	1
OAK HAVEN REHAB AND NURSING CENTER			1	100%	1
NEMOURS CHILDRENS PRIMARY CARE CLERMONT			1	100%	1
THE MEDICAL CENTER AT BOWLING GREEN			1	100%	1
CARENOW URGENT CARE-WEST END		1			1
EASTERN FLORIDA STATE COLLEGE – PALM BAY CAMPUS□			1	100%	1
DUKE UNIVERSITY POINT OF CARE TESTING PROGRAM			1	100%	1
MEA PRIMARY CARE PLUS BYRAM			1	100%	1
WAKULLA COUNTY HEALTH DEPARTMENT		1			1
LAKE COMMUNITY ACTION AGENCY		1			1
FRESENIUS KIDNEY CARE DUNEDIN			1	100%	1
ALL CARE URGENT CARE			1	100%	1
CVA MINUTE CLINIC DIAGNOSTIC OF VIRGINIA, LLC		1			1
PROGRESSIVE MEDICAL LAB LLC			1	100%	1
BRIGHAM AND WOMEN'S HOSPITAL			1	100%	1
PALM BEACH COUNTY HEALTH DEPT.			1	100%	1
BRANDON REGIONAL EMERGENCY CTR			1	100%	1
TAMPA URGENT CARE			1	100%	1

COVID-19: testing by laboratory

Data through Dec 19, 2020 verified as of Dec 20, 2020 at 09:25 AM

Data in this report are provisional and subject to change.

The numbers in the table below represent the number of Florida and non-Florida residents for whom test results were received by the Department of Health. A person can be tested by more than one laboratory and can have both positive and negative results. **Therefore, the sum of the numbers in each column will be larger than the total number of people tested.**

Reporting lab	Inconclusive	Negative	Positive	Percent positive	Total
UNIVERSITY OF BALTIMORE WASHINGTON MEDICAL CENTER			1	100%	1
COVID TESTING LLC			1	100%	1
Kroger - KR070300083			1	100%	1
INTERMOUNTAIN MEDICAL CENTER			1	100%	1
MOUNT SINAI COMPREHENSIVE CANCER CENTER			1	100%	1
DORAL KIDNEY CENTER			1	100%	1
SOUTHWOOD NURSING & RETIREMENT CENTER		1			1
SOUTH LAKE FAMILY HEALTH CENTER			1	100%	1
JUPITER PEDIATRIC ASSOCIATES, PA			1	100%	1
ST JOSEPHS HOSPITAL SOUTH HOSPITAL			1	100%	1
MOORE CLINICAL RESEARCH INC			1	100%	1
PALMA CEIA MED GROUP-SWANN		1			1
LAKEWOOD RANCH MEDICAL CENTER CLINICAL LAB			1	100%	1
GRAND VILLA OF ENGLEWOOD			1	100%	1
MEDCARE QUALITY MEDICAL CENTER LLC			1	100%	1
CYPRESS VILLAGE REHAB CENTER		1			1
Avante at Orlando		1			1
FLAGLER HEALTH SERVICES INC			1	100%	1
CHILDRENS SPECIALIST PEDIATRIC PULMMOLOGY &			1	100%	1
LOWER KEYS COMMUNITY HEALTH CENTER			1	100%	1
NEMOURS CHILDREN'S PRIMARY CARE			1	100%	1
HAVEN CUSTEAD CARE CENTER			1	100%	1
GIFFORD MEMORIAL HOSPITAL		1			1
PARRISH MEDICAL GROUP			1	100%	1
PRIMEX CLINICAL LABORATORIES INC			1	100%	1
EXACCARE KINGSTON, LLC			1	100%	1
LIFEGUARD AMBULANCE SERVICE LLC - BAY COUNTY			1	100%	1
ELEMENTS PHARMACY			1	100%	1
FRASER MEMORIAL HOSPITAL			1	100%	1
UF HEALTH THE VILLAGES			1	100%	1
Sanford Health & Rehabilitation			1	100%	1
MEDEXPRESS - COLLINSVILLE BELT LINE		1			1
WEST DADE PEDIATRICS			1	100%	1
STEINHATCHEE DRUGS			1	100%	1
UNIVERSITY OF MIAMI PRIMARY CARE SITE UMHC 3039			1	100%	1
CITY OF NEW YORK DEPARTMENT OF HEALTH			1	100%	1
LAKE REGIONAL HEALTH			1	100%	1
LIFESPAN HEALTH - SELMER		1			1
AFTER HOURS PEDS			1	100%	1
CARTERSVILLE MEDICAL CENTER			1	100%	1
TRAVIS LEE THOMPSON MD			1	100%	1
NEW YORK CITY DEPARTMENT OF HEALTH			1	100%	1
Eddy Memorial Geriatric Center		1			1
The Palms Nursing and Rehabilitation		1			1
Conway Lakes Health and Rehabilitation Center		1			1
FHCP ASC - ORANGE CITY			1	100%	1
CVS MINUTE CLINIC DIAGNOSTIC PA #3060		1			1

COVID-19: testing by laboratory

Data through Dec 19, 2020 verified as of Dec 20, 2020 at 09:25 AM

Data in this report are provisional and subject to change.

The numbers in the table below represent the number of Florida and non-Florida residents for whom test results were received by the Department of Health. A person can be tested by more than one laboratory and can have both positive and negative results. **Therefore, the sum of the numbers in each column will be larger than the total number of people tested.**

Reporting lab	Inconclusive	Negative	Positive	Percent positive	Total
NEWTON MEMORIAL HOSPITAL		1			1
UHS BINGHAMTON GENERAL			1	100%	1
SELF REGIONAL HEALTHCARE			1	100%	1
CARENOW URGENT CARE - CENTRAL AUSTIN			1	100%	1
MEDEXPRESS URGENT CARE - JEANNETTE		1			1
BAPTIST HEALTH SURGERY CENTER			1	100%	1
15 TO KNOW			1	100%	1
Waters of Covington		1			1
NORTHEAST FLORIDA HEALTH SERVICES			1	100%	1
Lanier Rehab			1	100%	1
TITUSVILLE TOWERS ASSISTED LIVING		1			1
UMASS MEMORIAL/MARLBORO HOSPITAL			1	100%	1
MAHONEY PEDIATRICS PA			1	100%	1
ST JOHNS PEDIATRICS PA		1			1
COMMUNITY PHYSICIANS OF NORTH PORT PA			1	100%	1
BAYCARE MEDICAL GROUP, INC		1			1
IZ MEDICAL		1			1
MINUTECLINIC DIAGNOSTIC OF RHODE ISLAND		1			1
BORINQUEN HEALTH CENTER			1	100%	1
OAKWOOD HOSPITAL - SOUTHSORE			1	100%	1
MED TECH SERVICES OF PALM BEACH INC		1			1
PROMPT CARE OF CENTRAL FLORIDA LLC			1	100%	1
NHLS		1			1
MEDEXPRESS URGENT CARE - NORTH LITTLE		1			1
CARENOW URGENT CARE – SPRING			1	100%	1
MINNESOTA DEPARTMENT OF HEALTH LABORATORY			1	100%	1
MEMORIAL HEALTH UNIVERSITY MEDICAL CENTER			1	100%	1
UNIVERSITY URGENT CARE			1	100%	1
MEDEXPRESS - WILMINGTON KIRKWOOD HIGHWAY		1			1
HSRE-ASL CASSELBERRY TRS, LLC			1	100%	1
DEPARTMENT OF HEALTH/ NEW YORK			1	100%	1
PATHOLOGYT & LAB MEDICINE SERVICES			1	100%	1
Kroger - KRO03400316			1	100%	1
METROHEALTH SYSTEM			1	100%	1
NORTH FLORIDA MEDICAL CENTERS INC		1			1
NORTH MIAMI BEACH SURGICAL CENTER			1	100%	1
CHATSWORTH ASSISTED LIVING COMMUNITY AT PGA NATIONAL			1	100%	1
MOBILE RESPONSE DIAGNOSTICS LLC		1			1
ELLIS HOSPITAL URGENT CARE CENTER LAB		1			1
MEDEXPRESS URGENT CARE - LINCOLN N 26T		1			1
WILMINGTON NURSING AND REHAB			1	100%	1
ST. PETERSBURG PEDIATRICS- 38TH AVENUE			1	100%	1
ALL PRO ORTHOPEDICS & SPORTS MEDICINE, PA			1	100%	1
MICROBIOLOGY DEPARTMENT			1	100%	1
SIGNATURE CARE COLLEGE STATION			1	100%	1
SYNAPSE ANALYTICAL LABS		1			1
DOCTORS CARE OF PALM COAST			1	100%	1

COVID-19: testing by laboratory

Data through Dec 19, 2020 verified as of Dec 20, 2020 at 09:25 AM

Data in this report are provisional and subject to change.

The numbers in the table below represent the number of Florida and non-Florida residents for whom test results were received by the Department of Health. A person can be tested by more than one laboratory and can have both positive and negative results. **Therefore, the sum of the numbers in each column will be larger than the total number of people tested.**

Reporting lab	Inconclusive	Negative	Positive	Percent positive	Total
ACCURATE HEALTH SERVICES CORP			1	100%	1
SUN CITY DIAGNOSTIC CENTER			1	100%	1
WELLINGTON WEST 100176			1	100%	1
LEHIGH REGIONAL WOUND CENTER			1	100%	1
PCR DIAGNOSTICS			1	100%	1
LUMICO LIFE INSURANCE COMPANY		1			1
DEVITA		1			1
PARTNERS IN PRIMARY CARE		1			1
AMERICAN HEALTH ASSOCIATES INC			1	100%	1
Vibralife of El Paso Rehabilitation Center			1	100%	1
RIVERSIDE COUNTY PUBLIC HEALTH LABORATORY			1	100%	1
SEASONS HOSPICE AND PALLIATIVE CARE OF			1	100%	1
OCALA REGIONAL KIDNEY CENTER EAST			1	100%	1
MALUHIA		1			1
SPRINGHILL SENIOR RESIDENCE		1			1
SOUTHERN BREEZE HEALTHCARE			1	100%	1
Trucare Living Centers - Columbus		1			1
UPMC NORTHWEST HOSPITAL			1	100%	1
GEORGETOWN URGENT CARE			1	100%	1
MEDICAL CENTER OF CENTRAL GEORGIA			1	100%	1
CVS MINUTE CLINIC DIAG OF IND, LLC #6549		1			1
RICHICHI FAMILY HEALTH			1	100%	1
JOHN KNOX VILLAGE OF CENTRAL FLORIDA		1			1
JOHN D. ARCHBOLD MEMORIAL HOSPITAL			1	100%	1
LANCASHIRE HALL NURSING AND REHABILITATION CENTER		1			1
NEW ERA HEALTH CENTER INC		1			1
HOME AIDE SVC OF EASTERN NY INC D/B/A		1			1
HEARTLAND REGIONAL MEDICAL CENTER		1			1
BLUEWATER TOXICOLOGY			1	100%	1
PALM COAST DRAW STATION/AMERICAN HEALTH ASSOCIATES		1			1
EMERGENCY CARE SERVICES LAB AT JFK MEDICAL CENTER			1	100%	1
LABONE		1			1
Total	57,793	11,425,103	1,535,639	12%	13,018,535