

COVID-19: summary of cases and monitoring

Data through Jan 4, 2021 verified as of Jan 5, 2021 at 09:25 AM

Data in this report are provisional and subject to change.

Cases: people with positive PCR or antigen test result	
Total cases	1,392,123
Florida residents	1,367,778
Non-Florida residents	24,345
Type of testing	
Florida residents	1,367,778
Positive by BPHL/CDC	50,101
Positive by commercial/hospital lab	1,317,677
PCR positive	1,163,846
Antigen positive	203,932
Non-Florida residents	24,345
Positive by BPHL/CDC	655
Positive by commercial/hospital lab	23,690
PCR positive	17,955
Antigen positive	6,390
Characteristics	
Florida residents hospitalized	63,882
Florida resident deaths	22,188
Non-Florida resident deaths	327
Hospitalized counts include anyone who was hospitalized at some point during their illness. It does not reflect the number of people currently hospitalized.	
More information on deaths identified through death certificate data is available on the National Center for Health Statistics website at www.cdc.gov/nchs/nvss/vsrr/COVID19/index.htm .	

Cases: people with positive PCR or antigen test result	
Risk factors for Florida residents	
Traveled	11,402
Contact with a known case	513,810
Traveled and contact with a known case	14,636
Neither	827,930
No travel and no contact	160,818
Travel is unknown	485,137
Contact is unknown	307,705
Contact is pending	312,419
Travel can be unknown and contact can be unknown or pending for the same case, these numbers will sum to more than the "neither" total.	

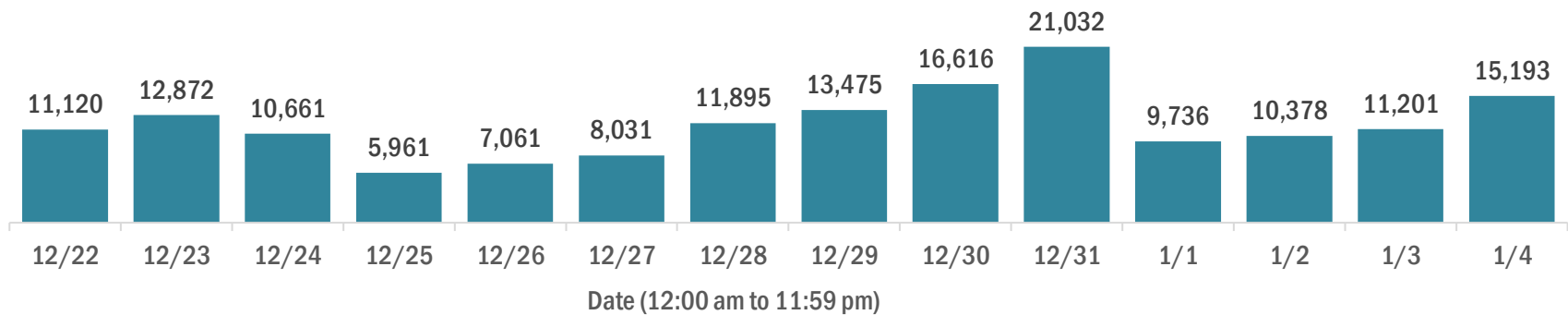
COVID-19: summary of laboratory testing

Data through Jan 4, 2021 verified as of Jan 5, 2021 at 09:25 AM

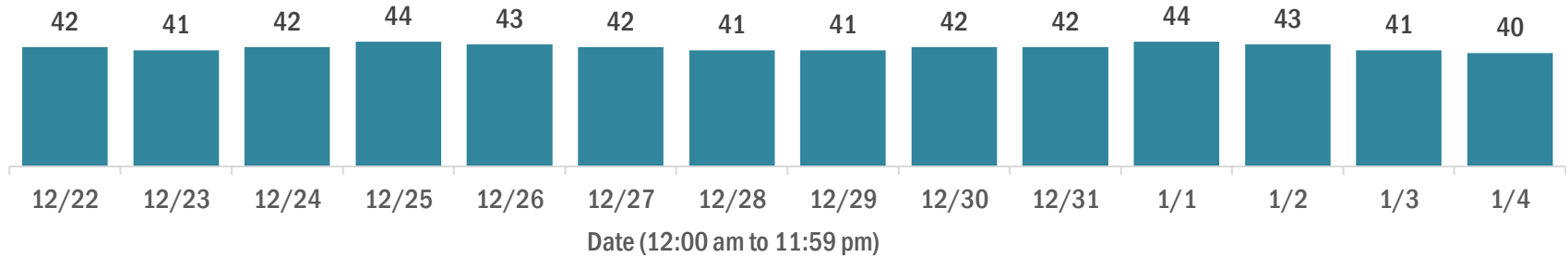
Data in this report are provisional and subject to change.

Cases in Florida residents per day for the past 2 weeks

Number of cases per day



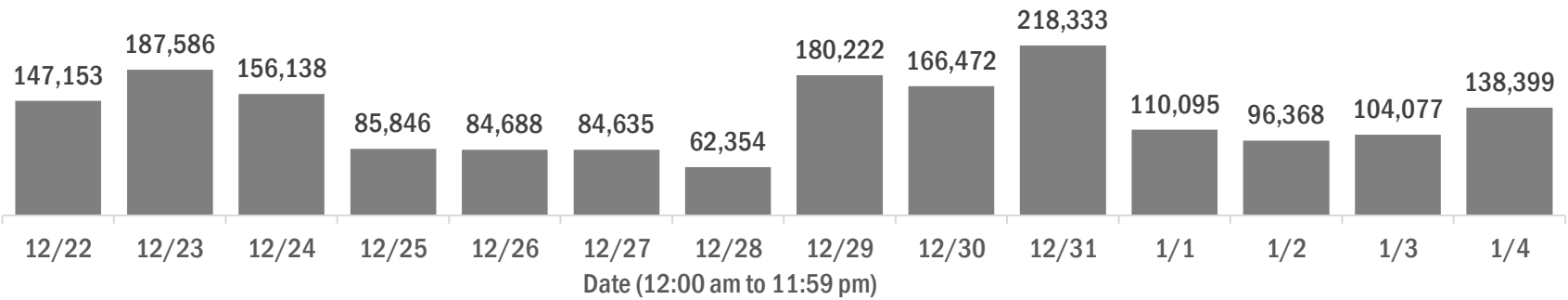
Median age of cases by day



Laboratory testing for Florida residents over the past 2 weeks

Number of Florida residents tested per day

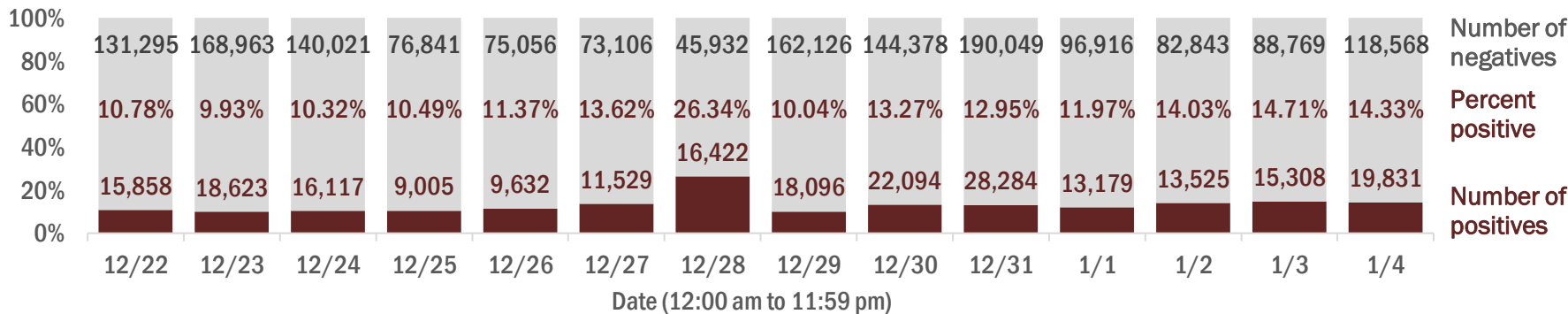
These counts include the number of people for whom the Department received PCR or antigen laboratory results by day. People tested on multiple days will be included for each day a new result was received. A person is only counted once for each day they are tested, regardless of whether multiple specimens are tested or multiple results are received.



Number and percent of Florida residents with positive test results

The percent of positive results ranged from 9.93% to 26.34% over the past 2 weeks and was 14.33% yesterday.

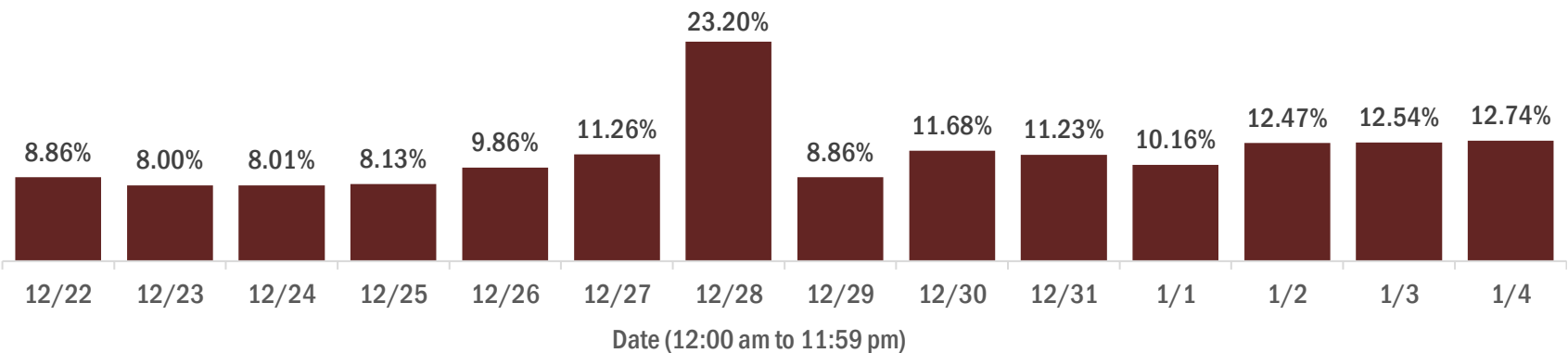
These counts include the number of people for whom the Department received PCR or antigen laboratory results by day. People tested on multiple days will be included for each day a new result was received. A person is only counted once for each day they are tested, regardless of whether multiple specimens are tested or multiple results are received. If a person has a positive specimen and a negative specimen in the same day, only the positive result is counted.



Percent positivity for new cases in Florida residents

The percent of positive results ranged from 8.00% to 23.20% over the past 2 weeks and was 12.74% yesterday.

This percent is the number of people who test PCR- or antigen-positive for the first time divided by all the people tested that day, excluding people who have previously tested positive.



COVID-19: characteristics of 1,367,778 Florida resident cases

Data through Jan 4, 2021 verified as of Jan 5, 2021 at 09:25 AM

Data in this report are provisional and subject to change.

Age group	Cases		Hospitalizations		Deaths	
0-4 years	24,706	2%	424	1%	0	0%
5-14 years	73,379	5%	387	1%	5	0%
15-24 years	212,931	16%	1,651	3%	34	0%
25-34 years	244,405	18%	3,343	5%	122	1%
35-44 years	214,069	16%	5,041	8%	359	2%
45-54 years	210,766	15%	7,642	12%	859	4%
55-64 years	179,812	13%	11,049	17%	2,423	11%
65-74 years	112,488	8%	13,029	20%	4,691	21%
75-84 years	62,857	5%	12,643	20%	6,638	30%
85+ years	31,226	2%	8,668	14%	7,057	32%
Unknown	1,139	0%	5	0%	0	0%
Total	1,367,778		63,882		22,188	

Gender	Cases	
Female	710,809	52%
Male	647,505	47%
Unknown	9,464	1%
Total	1,367,778	

Ethnicity	Cases		Hospitalizations		Deaths	
Hispanic	429,215	31%	16,942	27%	5,348	24%
Non-Hispanic	631,556	46%	43,676	68%	15,305	69%
Unknown	307,007	22%	3,264	5%	1,535	7%
Total	1,367,778		63,882		22,188	

Race and ethnicity	Cases		Hospitalizations		Deaths	
White	734,115	54%	40,765	64%	15,900	72%
Hispanic	285,338	21%	11,915	19%	4,232	19%
Non-Hispanic	394,624	29%	27,538	43%	10,933	49%
Unknown	54,153	4%	1,312	2%	735	3%
Black	180,596	13%	13,740	22%	3,799	17%
Hispanic	10,135	1%	563	1%	145	1%
Non-Hispanic	154,962	11%	12,876	20%	3,509	16%
Unknown	15,499	1%	301	0%	145	1%
Other race	193,813	14%	7,409	12%	1,772	8%
Hispanic	99,097	7%	4,037	6%	827	4%
Non-Hispanic	66,049	5%	3,044	5%	789	4%
Unknown	28,667	2%	328	1%	156	1%
Unknown race	259,254	19%	1,968	3%	717	3%
Hispanic	34,645	3%	427	1%	144	1%
Non-Hispanic	15,921	1%	218	0%	74	0%
Unknown	208,688	15%	1,323	2%	499	2%
Total	1,367,778		63,882		22,188	

Hospitalization counts include anyone who was hospitalized at some point during their illness. It does not reflect the number of people currently hospitalized. **Other race** includes any person with a race of American Indian/Alaskan native, Asian, native Hawaiian/Pacific Islander, or other.

COVID-19: deaths in Florida residents and staff of long-term care facilities

Data through Jan 4, 2021 verified as of Jan 5, 2021 at 09:25 AM

Data in this report are provisional and subject to change.

For current cases in residents or staff of long-term care facilities, please visit: <https://floridahealthcovid19.gov/>

County	Deaths		County	Deaths		County	Deaths	
Dade	910	<div></div> 11%	Citrus	122	<div></div> 1%	Gilchrist	15	<div></div> 0%
Palm Beach	838	<div></div> 10%	Hernando	121	<div></div> 1%	Calhoun	12	<div></div> 0%
Pinellas	701	<div></div> 8%	Osceola	106	<div></div> 1%	Gadsden	12	<div></div> 0%
Broward	517	<div></div> 6%	Charlotte	99	<div></div> 1%	Washington	12	<div></div> 0%
Hillsborough	452	<div></div> 5%	Indian River	80	<div></div> 1%	Jefferson	10	<div></div> 0%
Polk	368	<div></div> 4%	Jackson	78	<div></div> 1%	Baker	9	<div></div> 0%
Lee	294	<div></div> 4%	Clay	77	<div></div> 1%	Gulf	9	<div></div> 0%
Brevard	293	<div></div> 4%	Leon	62	<div></div> 1%	Holmes	8	<div></div> 0%
Sarasota	285	<div></div> 3%	Suwannee	56	<div></div> 1%	Lafayette	8	<div></div> 0%
Duval	277	<div></div> 3%	Highlands	54	<div></div> 1%	Desoto	5	<div></div> 0%
Orange	261	<div></div> 3%	St. Johns	54	<div></div> 1%	Bradford	4	<div></div> 0%
Volusia	209	<div></div> 3%	Bay	52	<div></div> 1%	Levy	4	<div></div> 0%
St. Lucie	198	<div></div> 2%	Alachua	41	<div></div> 0%	Flagler	3	<div></div> 0%
Marion	195	<div></div> 2%	Columbia	38	<div></div> 0%	Monroe	3	<div></div> 0%
Seminole	187	<div></div> 2%	Sumter	33	<div></div> 0%	Taylor	3	<div></div> 0%
Escambia	170	<div></div> 2%	Nassau	28	<div></div> 0%	Hardee	2	<div></div> 0%
Manatee	155	<div></div> 2%	Santa Rosa	28	<div></div> 0%	Wakulla	2	<div></div> 0%
Collier	149	<div></div> 2%	Putnam	22	<div></div> 0%	Dixie	1	<div></div> 0%
Pasco	147	<div></div> 2%	Hendry	20	<div></div> 0%	Liberty	1	<div></div> 0%
Lake	128	<div></div> 2%	Walton	19	<div></div> 0%			
Martin	127	<div></div> 2%	Madison	18	<div></div> 0%			
Okaloosa	124	<div></div> 1%	Okeechobee	16	<div></div> 0%			
						Total	8,332	

Note: cases are summarized by the county of usual residence. Residents and staff may be cases associated with facilities that are not in their county of usual residence, resulting in cases being included below for counties that do not have facilities with known cases.

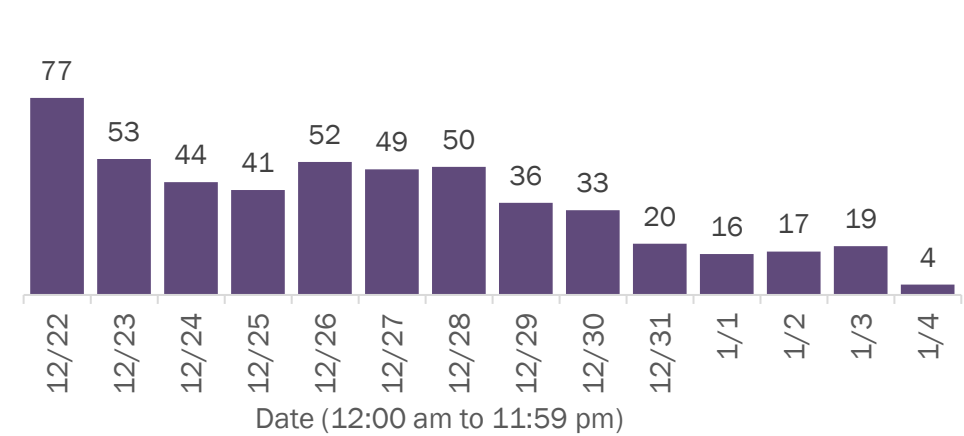
COVID-19: cases in Florida residents who have died

Data through Jan 4, 2021 verified as of Jan 5, 2021 at 09:25 AM

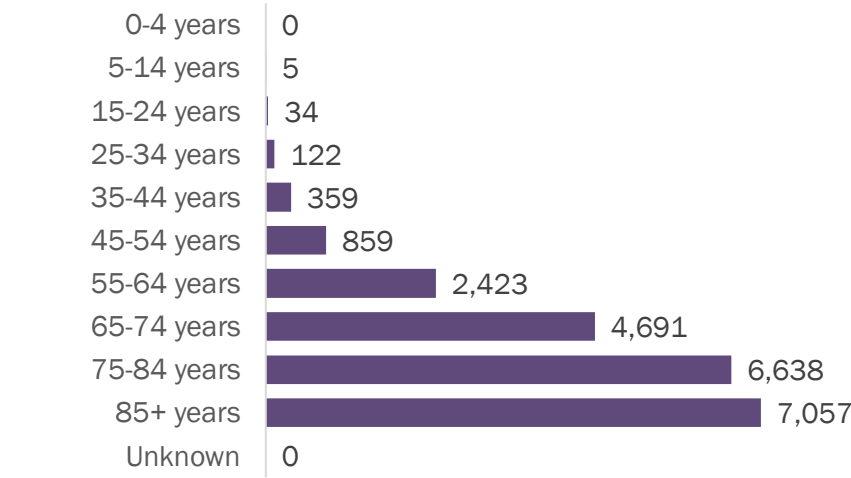
Data in this report are provisional and subject to change.

Demographics for all identified COVID-19 deaths: 22,188

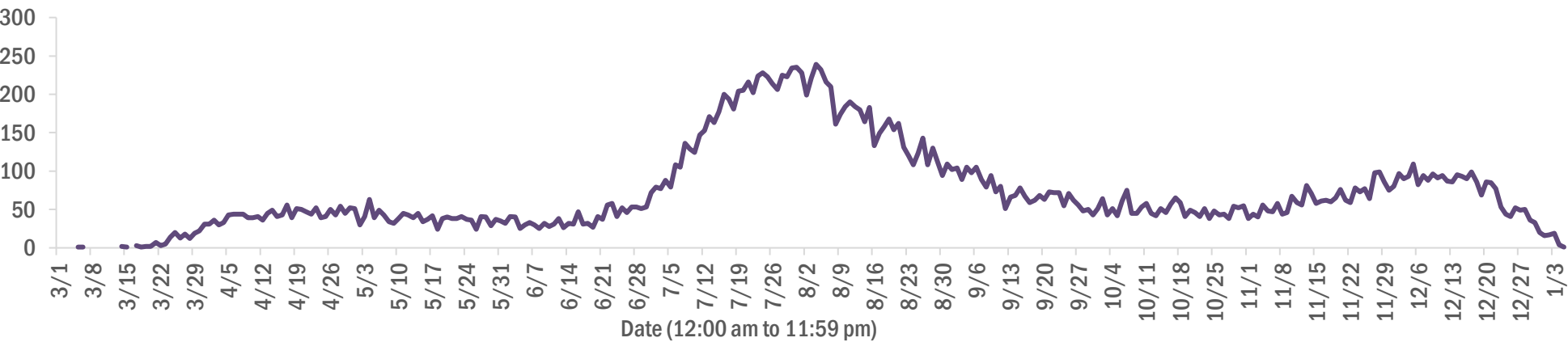
Deaths by date of death for the past 2 weeks



Deaths by age group



Deaths by date of death since March 2020



Age group	Deaths	Cases	Case fatality rate	Mortality rate per 100,000 population
0-4 years	0	24,706	0.0%	0.0
5-14 years	5	73,379	0.0%	0.2
15-24 years	34	212,931	0.0%	1.4
25-34 years	122	244,405	0.0%	4.3
35-44 years	359	214,069	0.2%	13.8
45-54 years	859	210,766	0.4%	30.8
55-64 years	2,423	179,812	1.3%	83.8
65-74 years	4,691	112,488	4.2%	193.3
75-84 years	6,638	62,857	10.6%	472.7
85+ years	7,057	31,226	22.6%	1221.9
Unknown	0	1,139	0.0%	
Total	22,188	1,367,778	1.6%	102.7

Gender	Deaths	Cases	Case fatality rate	Mortality rate per 100,000 population
Female	9,780	710,809	1.4%	88.6
Male	12,408	647,505	1.9%	117.5
Unknown	0	9,464	0.0%	
Total	22,188	1,367,778	1.6%	102.7

Race	Deaths	Cases	Case fatality rate	Mortality rate per 100,000 population
White	15,900	734,115	2.2%	95.2
Other	1,772	193,813	0.9%	142.4
Black	3,799	180,596	2.1%	103.9
Unknown	717	259,254	0.3%	
Total	22,188	1,367,778	1.6%	102.7

Ethnicity	Deaths	Cases	Case fatality rate	Mortality rate per 100,000 population
Non-Hispanic	15,305	631,556	2.4%	96.1
Hispanic	5,348	429,215	1.2%	94.2
Unknown	1,535	307,007	0.5%	
Total	22,188	1,367,778	1.6%	102.7

COVID-19: characteristics of 1,392,123 cases

Data through Jan 4, 2021 verified as of Jan 5, 2021 at 09:25 AM

Data in this report are provisional and subject to change.

Tables below include cases in Florida residents and non-Florida residents.

All 67 Florida counties have cases:

County	FL resident cases		Non-FL resident cases	Total cases	FL resident deaths	FL death rate
Dade	308,076	<div></div> 23%	3,530	311,606	4,257	1.4%
Broward	141,557	<div></div> 10%	1,629	143,186	1,883	1.3%
Palm Beach	85,581	<div></div> 6%	1,258	86,839	1,923	2.2%
Orange	80,283	<div></div> 6%	879	81,162	763	1.0%
Hillsborough	80,431	<div></div> 6%	674	81,105	1,093	1.4%
Duval	64,523	<div></div> 5%	1,033	65,556	755	1.2%
Pinellas	46,629	<div></div> 3%	1,110	47,739	1,086	2.3%
Lee	41,596	<div></div> 3%	1,249	42,845	682	1.6%
Polk	39,482	<div></div> 3%	257	39,739	809	2.0%
Osceola	26,308	<div></div> 2%	419	26,727	295	1.1%
Volusia	23,430	<div></div> 2%	361	23,791	458	2.0%
Escambia	21,058	<div></div> 2%	2,544	23,602	387	1.8%
Manatee	22,937	<div></div> 2%	401	23,338	437	1.9%
Collier	22,707	<div></div> 2%	616	23,323	346	1.5%
Pasco	23,038	<div></div> 2%	220	23,258	393	1.7%
Brevard	22,059	<div></div> 2%	305	22,364	525	2.4%
Leon	19,907	<div></div> 1%	639	20,546	176	0.9%
Sarasota	19,073	<div></div> 1%	714	19,787	514	2.7%
Seminole	19,064	<div></div> 1%	149	19,213	317	1.7%
Marion	18,904	<div></div> 1%	67	18,971	489	2.6%
Lake	16,501	<div></div> 1%	196	16,697	336	2.0%
Alachua	16,410	<div></div> 1%	175	16,585	136	0.8%
St. Lucie	15,087	<div></div> 1%	82	15,169	414	2.7%
St. Johns	13,961	<div></div> 1%	204	14,165	117	0.8%
Okaloosa	13,233	<div></div> 1%	138	13,371	232	1.8%
Bay	11,973	<div></div> 1%	498	12,471	214	1.8%
Clay	12,062	<div></div> 1%	28	12,090	189	1.6%
Santa Rosa	11,725	<div></div> 1%	151	11,876	137	1.2%
Martin	8,039	<div></div> 1%	124	8,163	211	2.6%
Charlotte	7,789	<div></div> 1%	91	7,880	241	3.1%
Hernando	7,766	<div></div> 1%	56	7,822	285	3.7%
Indian River	7,372	<div></div> 1%	68	7,440	162	2.2%
Citrus	6,977	<div></div> 1%	45	7,022	275	3.9%
Columbia	6,203	<div></div> 0%	29	6,232	119	1.9%
Sumter	5,460	<div></div> 0%	48	5,508	122	2.2%

County	FL resident cases		Non-FL resident cases	Total cases	FL resident deaths	FL death rate
Nassau	4,916	<div></div> 0%	331	5,247	67	1.4%
Highlands	5,126	<div></div> 0%	53	5,179	208	4.1%
Walton	4,645	<div></div> 0%	526	5,171	50	1.1%
Jackson	4,744	<div></div> 0%	58	4,802	120	2.5%
Monroe	4,206	<div></div> 0%	206	4,412	35	0.8%
Suwannee	4,188	<div></div> 0%	25	4,213	95	2.3%
Gadsden	4,183	<div></div> 0%	13	4,196	60	1.4%
Putnam	4,178	<div></div> 0%	12	4,190	80	1.9%
Flagler	3,977	<div></div> 0%	41	4,018	48	1.2%
Hendry	3,442	<div></div> 0%	15	3,457	50	1.5%
Unknown	239	<div></div> 0%	2,843	3,082	0	0.0%
Desoto	2,969	<div></div> 0%	15	2,984	58	2.0%
Baker	2,569	<div></div> 0%	11	2,580	36	1.4%
Okeechobee	2,511	<div></div> 0%	20	2,531	54	2.2%
Bradford	2,250	<div></div> 0%	8	2,258	23	1.0%
Wakulla	2,243	<div></div> 0%	9	2,252	25	1.1%
Hardee	2,168	<div></div> 0%	8	2,176	21	1.0%
Washington	2,037	<div></div> 0%	20	2,057	30	1.5%
Taylor	2,042	<div></div> 0%	5	2,047	27	1.3%
Levy	1,968	<div></div> 0%	9	1,977	20	1.0%
Holmes	1,737	<div></div> 0%	29	1,766	29	1.7%
Madison	1,568	<div></div> 0%	20	1,588	33	2.1%
Union	1,490	<div></div> 0%	0	1,490	65	4.4%
Lafayette	1,440	<div></div> 0%	0	1,440	21	1.5%
Gulf	1,371	<div></div> 0%	18	1,389	28	2.0%
Calhoun	1,311	<div></div> 0%	2	1,313	29	2.2%
Hamilton	1,295	<div></div> 0%	14	1,309	15	1.2%
Dixie	1,160	<div></div> 0%	3	1,163	11	0.9%
Jefferson	1,035	<div></div> 0%	20	1,055	18	1.7%
Gilchrist	1,043	<div></div> 0%	1	1,044	25	2.4%
Franklin	944	<div></div> 0%	20	964	4	0.4%
Liberty	794	<div></div> 0%	1	795	14	1.8%
Glades	788	<div></div> 0%	2	790	11	1.4%
Total	1,367,778		24,345	1,392,123	22,188	1.6%

COVID-19: characteristics of 1,367,778 Florida resident cases

Data through Jan 4, 2021 verified as of Jan 5, 2021 at 09:25 AM

Data in this report are provisional and subject to change.

The table below includes the cities and counties of residence for cases in Florida residents based on the patient's ZIP Code. Note that city is not always received as part of the initial notification and may be missing while the case is being investigated.

City and county	Cases
Miami, Dade	179,019
Jacksonville, Duval	60,451
Orlando, Orange	59,926
Tampa, Hillsborough	47,460
Hialeah, Dade	43,411
Fort Lauderdale, Broward	31,495
Hollywood, Broward	27,312
West Palm Beach, Palm Beach	20,816
Kissimmee, Osceola	20,194
Tallahassee, Leon	19,007
Naples, Collier	18,754
Homestead, Dade	18,187
Saint Petersburg, Pinellas	17,460
Pensacola, Escambia	17,297
Fort Myers, Lee	16,410
Bradenton, Manatee	15,160
Boca Raton, Palm Beach	14,709
Pompano Beach, Broward	14,429
Ocala, Marion	14,137
Lakeland, Polk	14,083
Gainesville, Alachua	13,254
Sarasota, Sarasota	11,971
Lake Worth, Palm Beach	10,596
Cape Coral, Lee	10,343
Port Saint Lucie, St. Lucie	9,826
Miramar, Broward	9,148
Clearwater, Pinellas	9,137
Miami Beach, Dade	8,642
Boynton Beach, Palm Beach	8,179
Miami Gardens, Dade	8,051
Panama City, Bay	7,631
Coral Springs, Broward	7,623
Doral, Dade	7,554
Saint Augustine, St. Johns	7,433
Melbourne, Brevard	6,734
Lehigh Acres, Lee	6,655
Winter Haven, Polk	6,624
Delray Beach, Palm Beach	6,472
Davie, Broward	6,005
Riverview, Hillsborough	5,935
Milton, Santa Rosa	5,763
Lake City, Columbia	5,724
Vero Beach, Indian River	5,645
Sunrise, Broward	5,443
Coral Gables, Dade	5,331
New Port Richey, Pasco	5,241
Fort Pierce, St. Lucie	5,168
Saint Cloud, Osceola	5,127
Largo, Pinellas	5,089
Orange Park, Clay	4,958
Palm Bay, Brevard	4,930
Daytona Beach, Volusia	4,918
Apopka, Orange	4,751
Plantation, Broward	4,714
Brandon, Hillsborough	4,667
Spring Hill, Hernando	4,566
North Miami Beach, Dade	4,508
Plant City, Hillsborough	4,423
Clermont, Lake	4,413

COVID-19: characteristics of 1,367,778 Florida resident cases

Data through Jan 4, 2021 verified as of Jan 5, 2021 at 09:25 AM

Data in this report are provisional and subject to change.

The table below includes the cities and counties of residence for cases in Florida residents based on the patient's ZIP Code. Note that city is not always received as part of the initial notification and may be missing while the case is being investigated.

City and county	Cases
Weston, Broward	4,404
Sanford, Seminole	4,189
Jupiter, Palm Beach	4,178
Deerfield Beach, Broward	4,102
Deltona, Volusia	4,043
Davenport, Polk	3,967
Port Charlotte, Charlotte	3,906
Stuart, Martin	3,851
Fort Walton Beach, Okaloosa	3,807
Miami Lakes, Dade	3,778
Winter Garden, Orange	3,768
Tamarac, Broward	3,652
Crestview, Okaloosa	3,417
Land O Lakes, Pasco	3,372
Wesley Chapel, Pasco	3,358
Palm Coast, Flagler	3,348
Live Oak, Suwannee	3,316
Palm Beach Gardens, Palm Beach	3,306
Coconut Creek, Broward	3,305
Palmetto, Manatee	3,303
Opa Locka, Dade	3,292
Deland, Volusia	3,291
Winter Park, Orange	3,229
Margate, Broward	3,162
Palm Harbor, Pinellas	3,140
Oviedo, Seminole	3,079
Wellington, Palm Beach	3,010
Middleburg, Clay	2,904
Altamonte Springs, Seminole	2,896
Arcadia, Desoto	2,893
Immokalee, Collier	2,891
Lutz, Hillsborough	2,835
Punta Gorda, Charlotte	2,804
Venice, Sarasota	2,799
North Port, Sarasota	2,777
Brooksville, Hernando	2,762
Hallandale, Broward	2,757
Haines City, Polk	2,756
Sebring, Highlands	2,750
Cutler Ridge, Dade	2,739
Leesburg, Lake	2,680
Ocoee, Orange	2,658
Valrico, Hillsborough	2,599
Port Orange, Volusia	2,582
Bonita Springs, Lee	2,576
Pembroke Pines, Broward	2,566
Seminole, Pinellas	2,535
Saint Johns, St. Johns	2,520
Okeechobee, Okeechobee	2,500
Zephyrhills, Pasco	2,399
Navarre, Santa Rosa	2,341
The Villages, Sumter	2,328
Ruskin, Hillsborough	2,304
Pinellas Park, Pinellas	2,298
North Lauderdale, Broward	2,294
Key West, Monroe	2,292
North Miami, Dade	2,286
Ormond Beach, Volusia	2,282
Longwood, Seminole	2,268

COVID-19: characteristics of 1,367,778 Florida resident cases

Data through Jan 4, 2021 verified as of Jan 5, 2021 at 09:25 AM

Data in this report are provisional and subject to change.

The table below includes the cities and counties of residence for cases in Florida residents based on the patient's ZIP Code. Note that city is not always received as part of the initial notification and may be missing while the case is being investigated.

City and county	Cases
Lake Worth Beach, Palm Beach	2,266
Windermere, Orange	2,232
Jacksonville Beach, Duval	2,227
Quincy, Gadsden	2,170
Niceville, Okaloosa	2,153
Gulf Breeze, Santa Rosa	2,107
Cantonment, Escambia	2,073
Crawfordville, Wakulla	2,041
Bartow, Polk	2,022
Hudson, Pasco	1,985
Palatka, Putnam	1,980
Cocoa, Brevard	1,966
Casselberry, Seminole	1,962
Dade City, Pasco	1,959
Oakland Park, Broward	1,952
Green Cove Springs, Clay	1,915
Perry, Taylor	1,912
Panama City Beach, Bay	1,870
Clewiston, Hendry	1,867
North Fort Myers, Lee	1,838
Marianna, Jackson	1,831
Fernandina Beach, Nassau	1,806
Port Richey, Pasco	1,803
Ponte Vedra Beach, St. Johns	1,792
Lake Mary, Seminole	1,764
Auburndale, Polk	1,751
Kissimmee, Polk	1,741
Royal Palm Beach, Palm Beach	1,693
Tarpon Springs, Pinellas	1,691
Aventura, Dade	1,675
Inverness, Citrus	1,673
Lynn Haven, Bay	1,655
Winter Springs, Seminole	1,618
Chipley, Washington	1,607
Defuniak Springs, Walton	1,591
New Smyrna Beach, Volusia	1,589
Titusville, Brevard	1,555
Wimauma, Hillsborough	1,547
Lake Wales, Polk	1,538
Esterro, Lee	1,535
Belle Glade, Palm Beach	1,528
Santa Rosa Beach, Walton	1,527
Fleming Island, Clay	1,522
Merritt Island, Brevard	1,522
Starke, Bradford	1,510
Parkland, Broward	1,506
Cooper City, Broward	1,471
Labelle, Hendry	1,469
Dunedin, Pinellas	1,456
Loxahatchee, Palm Beach	1,429
Crossings, Dade	1,422
Mayo, Lafayette	1,420
Coconut Grove, Dade	1,419
Missing, Dade	1,412
Eustis, Lake	1,399
Sarasota, Manatee	1,387
Holiday, Pasco	1,386
Destin, Okaloosa	1,381
Key Biscayne, Dade	1,371

COVID-19: characteristics of 1,367,778 Florida resident cases

Data through Jan 4, 2021 verified as of Jan 5, 2021 at 09:25 AM

Data in this report are provisional and subject to change.

The table below includes the cities and counties of residence for cases in Florida residents based on the patient's ZIP Code. Note that city is not always received as part of the initial notification and may be missing while the case is being investigated.

City and county	Cases
Carol City, Dade	1,356
Parrish, Manatee	1,347
Avon Park, Highlands	1,341
Palm City, Martin	1,325
Mulberry, Polk	1,312
Mount Dora, Lake	1,288
Seffner, Hillsborough	1,274
Wauchula, Hardee	1,266
Odessa, Hillsborough	1,257
Bonifay, Holmes	1,256
Tavares, Lake	1,240
Rockledge, Brevard	1,233
Riviera Beach, Palm Beach	1,228
Macclenny, Baker	1,179
Biscayne Park, Dade	1,169
Summerfield, Marion	1,135
Groveland, Lake	1,132
Yulee, Nassau	1,126
Crystal River, Citrus	1,124
Lake Butler, Union	1,118
Orange City, Volusia	1,117
Maitland, Orange	1,095
Indiantown, Martin	1,073
Florida City, Dade	1,067
Madison, Madison	1,066
Graceville, Jackson	1,061
Ponte Vedra, St. Johns	1,038
Lithia, Hillsborough	1,037
Century, Escambia	1,035
Callahan, Nassau	1,020
Pinecrest, Dade	1,019
Homosassa, Citrus	1,007
Sebastian, Indian River	984
Dania, Broward	981
Gibsonton, Hillsborough	976
Atlantic Beach, Duval	972
El Portal, Dade	954
Monticello, Jefferson	954
Lake Placid, Highlands	950
Dover, Hillsborough	948
Lady Lake, Lake	941
Hobe Sound, Martin	941
Pace, Santa Rosa	909
Apollo Beach, Hillsborough	898
Palmetto Bay, Dade	890
Alachua, Alachua	884
Jasper, Hamilton	881
Oldsmar, Pinellas	880
Everglades National Park, Dade	879
Blountstown, Calhoun	873
Sun City Center, Hillsborough	865
Palm Springs, Palm Beach	862
Sanderson, Baker	843
Lecanto, Citrus	841
Dunnellon, Marion	840
Lantana, Palm Beach	809
North Palm Beach, Palm Beach	807
Havana, Gadsden	803
Debary, Volusia	802

COVID-19: characteristics of 1,367,778 Florida resident cases

Data through Jan 4, 2021 verified as of Jan 5, 2021 at 09:25 AM

Data in this report are provisional and subject to change.

The table below includes the cities and counties of residence for cases in Florida residents based on the patient's ZIP Code. Note that city is not always received as part of the initial notification and may be missing while the case is being investigated.

City and county	Cases
South Miami, Dade	792
Edgewater, Volusia	782
Coleman, Sumter	774
Bellevue, Marion	769
Newberry, Alachua	768
Wewahitchka, Gulf	752
Moore Haven, Glades	740
Trenton, Gilchrist	738
Hilliard, Nassau	732
Jensen Beach, Martin	727
Wildwood, Sumter	724
Freeport, Walton	721
Ellenton, Manatee	708
Uleta, Dade	704
Olympia Heights, Dade	703
Williston, Levy	698
Safety Harbor, Pinellas	696
Keystone Heights, Clay	689
Satellite Beach, Brevard	689
Beverly Hills, Citrus	686
Coral, Dade	679
Frostproof, Polk	676
Lauderhill, Broward	669
Fisher Island, Dade	667
Fellsmere, Indian River	666
Cross City, Dixie	652
Bristol, Liberty	651
Wilton Manors, Broward	649
Nokomis, Sarasota	641
Chattahoochee, Gadsden	641
Mary Esther, Okaloosa	630
Hernando, Citrus	629
Shalimar, Okaloosa	617
South Bay, Palm Beach	617
Key Largo, Monroe	611
Polk City, Polk	609
Lauderdale Lakes, Broward	607
Pahokee, Palm Beach	605
Dunnellon, Citrus	604
Englewood, Charlotte	602
Bushnell, Sumter	598
Port Saint Joe, Gulf	596
Medley, Dade	594
Marco Island, Collier	574
Lawtey, Bradford	562
Glen Saint Mary, Baker	544
Crescent City, Putnam	544
Englewood, Sarasota	530
Fort Meade, Polk	528
Bowling Green, Hardee	527
Chiefland, Levy	514
Miramar Beach, Walton	507
Indialantic, Brevard	494
Cocoa Beach, Brevard	487
Neptune Beach, Duval	482
Southwest Ranches, Broward	475
Interlachen, Putnam	472
High Springs, Alachua	472
Old Town, Dixie	471

COVID-19: characteristics of 1,367,778 Florida resident cases

Data through Jan 4, 2021 verified as of Jan 5, 2021 at 09:25 AM

Data in this report are provisional and subject to change.

The table below includes the cities and counties of residence for cases in Florida residents based on the patient's ZIP Code. Note that city is not always received as part of the initial notification and may be missing while the case is being investigated.

City and county	Cases
Carrabelle, Franklin	470
Spring Hill, Pasco	469
Thonotosassa, Hillsborough	468
Jacksonville, St. Johns	468
Marathon, Monroe	465
Sorrento, Lake	450
Lake Alfred, Polk	450
Minneola, Lake	449
Fruitland Park, Lake	443
Sneads, Jackson	442
Trinity, Pasco	442
Sweetwater, Dade	441
Bronson, Levy	437
Fort White, Columbia	429
Fort Myers Beach, Lee	423
Belle Isle, Orange	413
West Melbourne, Brevard	398
Baker, Okaloosa	390
Clearwater Beach, Pinellas	389
Centerville, Leon	379
Florida State University, Leon	374
Mascotte, Lake	370
Cottdale, Jackson	366
Umatilla, Lake	360
Gulfport, Pinellas	358
Palm Beach, Palm Beach	357
Oakland, Orange	352
Weeki Wachee, Hernando	352
South Daytona, Volusia	342
Jay, Santa Rosa	342
Rotunda West, Charlotte	341
Raiford, Union	341
Zolfo Springs, Hardee	337
Citra, Marion	335
Midway, Gadsden	334
Silver Springs, Marion	330
Bunnell, Flagler	326
Hawthorne, Alachua	322
Oxford, Sumter	322
Myakka City, Manatee	307
Altha, Calhoun	303
Branford, Suwannee	301
Alva, Lee	299
Malone, Jackson	296
Melbourne Beach, Brevard	294
Youngstown, Bay	292
Surfside, Dade	287
Molino, Escambia	284
Haverhill, Palm Beach	282
Tavernier, Monroe	280
Pierson, Volusia	279
Bell, Gilchrist	279
Ocklawaha, Marion	278
Flagler Beach, Flagler	276
Lehigh, Lee	276
Celebration, Osceola	271
Cape Canaveral, Brevard	268
Hastings, St. Johns	268
De Leon Springs, Volusia	267

COVID-19: characteristics of 1,367,778 Florida resident cases

Data through Jan 4, 2021 verified as of Jan 5, 2021 at 09:25 AM

Data in this report are provisional and subject to change.

The table below includes the cities and counties of residence for cases in Florida residents based on the patient's ZIP Code. Note that city is not always received as part of the initial notification and may be missing while the case is being investigated.

City and county	Cases
Indian Harbour Beach, Brevard	264
Grand Ridge, Jackson	260
East Palatka, Putnam	254
Greenville, Madison	254
Apalachicola, Franklin	253
Winter Park, Seminole	252
Eagle Lake, Polk	252
Osprey, Sarasota	250
Dundee, Polk	249
Archer, Alachua	249
Jennings, Hamilton	247
Lake Park, Palm Beach	245
Mims, Brevard	243
Ave Maria, Collier	239
Holly Hill, Volusia	238
Missing, Orange	235
Missing, Volusia	235
Westville, Holmes	233
Orlando, Osceola	229
O Brien, Suwannee	227
Webster, Sumter	227
Bal Harbour, Dade	225
Chuluota, Seminole	224
Tequesta, Palm Beach	224
Floral City, Citrus	221
Vernon, Washington	221
Montverde, Lake	220
Melrose, Putnam	220
Greenwood, Jackson	218
Gotha, Orange	215
Missing, Lee	215
Kenneth City, Pinellas	212
West Miami, Dade	209
Eastpoint, Franklin	206
Elkton, St. Johns	205
Valparaiso, Okaloosa	202
Ponce De Leon, Holmes	197
Satsuma, Putnam	196
Missing, Santa Rosa	196
South Pasadena, Pinellas	195
Malabar, Brevard	195
Grand Island, Lake	195
San Antonio, Pasco	194
Edgewood, Orange	193
Orlando, Seminole	192
Bay Harbor Islands, Dade	191
Indian Rocks Beach, Pinellas	189
Reddick, Marion	189
Bryceville, Nassau	184
Sebastian, Brevard	182
Laurel Hill, Okaloosa	181
Gretna, Gadsden	178
Belleair, Pinellas	175
Missing, Marion	174
Eglin Air Force Base, Okaloosa	174
Lake Panasoffkee, Sumter	171
Alafaya, Orange	169
Inlet Beach, Walton	167
White Springs, Hamilton	166

COVID-19: characteristics of 1,367,778 Florida resident cases

Data through Jan 4, 2021 verified as of Jan 5, 2021 at 09:25 AM

Data in this report are provisional and subject to change.

The table below includes the cities and counties of residence for cases in Florida residents based on the patient's ZIP Code. Note that city is not always received as part of the initial notification and may be missing while the case is being investigated.

City and county	Cases
Lee, Madison	166
Wellborn, Suwannee	164
Southport, Bay	162
Fort Mccoy, Marion	161
Missing, Palm Beach	159
Orlando, Dade	157
Anthony, Marion	155
Saint James City, Lee	154
Sanibel, Lee	154
Geneva, Seminole	151
Kindred, Osceola	150
Morriston, Levy	148
Missing, St. Johns	146
Mcdavid, Escambia	146
Mcalpin, Suwannee	144
Azalea Park, Orange	144
Apopka, Seminole	144
Hallandale Beach, Broward	142
Alford, Jackson	141
Holmes Beach, Manatee	139
Clair-Mel City, Hillsborough	137
Howey-In-The-Hills, Lake	136
Weirsdale, Marion	136
Lakewood Ranch, Manatee	135
Greenacres, Palm Beach	134
Longboat Key, Manatee	134
Summerland Key, Monroe	133
Orlando, Polk	133
Fern Park, Seminole	133
Fountain, Bay	133
University Of Miami, Dade	132
Juno Beach, Palm Beach	131
Missing, Brevard	130
Hiawassee, Orange	128
Hosford, Liberty	128
Micanopy, Alachua	127
Zellwood, Orange	127
Caryville, Washington	123
Astatula, Lake	122
Babson Park, Polk	121
Bokeelia, Lee	121
Islamorada, Monroe	120
Madeira Beach, Pinellas	119
Center Hill, Sumter	118
Orlando, Broward	115
The Villages, Lake	115
Lockhart, Orange	115
Bay Lake, Orange	115
Lauderdale By The Sea, Broward	115
Pomona Park, Putnam	115
Matlacha, Lee	114
Poinciana, Polk	113
Holt, Okaloosa	112
Altoona, Lake	105
Missing, Pinellas	105
Viera, Brevard	104
Missing, Duval	103
Carrollwood, Hillsborough	101
Lake Helen, Volusia	101

COVID-19: characteristics of 1,367,778 Florida resident cases

Data through Jan 4, 2021 verified as of Jan 5, 2021 at 09:25 AM

Data in this report are provisional and subject to change.

The table below includes the cities and counties of residence for cases in Florida residents based on the patient's ZIP Code. Note that city is not always received as part of the initial notification and may be missing while the case is being investigated.

City and county	Cases
Orlando, Volusia	101
Orlando, Hillsborough	101
Odessa, Pasco	100
Atlantis, Palm Beach	100
Sopchoppy, Wakulla	99
Mangonia Park, Palm Beach	99
South Fort Myers, Lee	97
Osteen, Volusia	95
Steinhatchee, Taylor	95
Cloud Lake, Palm Beach	93
Oak Hill, Volusia	92
Hypoluxo, Palm Beach	92
Big Pine Key, Monroe	91
Missing, Broward	91
Citrus Springs, Citrus	89
Placida, Charlotte	89
Clarksville, Calhoun	88
University Of Fl, Alachua	86
Grant-Valkaria, Brevard	86
Baldwin, Duval	84
Cutler Bay, Dade	84
Lady Lake, Sumter	84
Hollister, Putnam	83
Temple Terrace, Hillsborough	83
Golden Beach, Dade	82
Rocky Point, Hillsborough	81
Sumterville, Sumter	81
Seville, Volusia	80
San Mateo, Putnam	80
Panacea, Wakulla	80
Maitland, Seminole	79
Missing, Collier	79
Buena Ventura Lakes, Osceola	79
Kendall, Dade	77
Waldo, Alachua	76
F M, Lee	76
Hampton, Bradford	75
Lake Hamilton, Polk	75
Belleair Beach, Pinellas	74
Ponce Inlet, Volusia	73
Brooker, Bradford	73
Dinsmore, Duval	73
Harmony, Osceola	73
Orlando, Palm Beach	72
Lutz, Pasco	72
Christmas, Orange	72
Orlando, Lake	71
Avon Park, Polk	71
Missing, Pasco	71
Inglis, Levy	71
Lamont, Jefferson	70
Hurlburt Field, Okaloosa	68
Tierra Verde, Pinellas	68
Lighthouse Point, Broward	68
Callaway, Bay	67
Bascom, Jackson	67
Paisley, Lake	66
Palma Ceia, Hillsborough	66
Florahome, Putnam	66

COVID-19: characteristics of 1,367,778 Florida resident cases

Data through Jan 4, 2021 verified as of Jan 5, 2021 at 09:25 AM

Data in this report are provisional and subject to change.

The table below includes the cities and counties of residence for cases in Florida residents based on the patient's ZIP Code. Note that city is not always received as part of the initial notification and may be missing while the case is being investigated.

City and county	Cases
Barefoot Bay, Brevard	65
Pinetta, Madison	64
University Of Central Florida, Orange	64
Astor, Lake	63
Canal Point, Palm Beach	63
Ochopee, Collier	62
Air Mail Facility, Dade	62
Missing, Escambia	62
Stock Island, Monroe	61
Fruit Cove, St. Johns	61
University Of South Florida, Hillsborough	60
Eatonville, Orange	60
Bradenton Beach, Manatee	59
The Villages, Marion	59
Bonita Beach, Lee	57
Welaka, Putnam	57
Patrick Air Force Base, Brevard	57
Crystal Beach, Pinellas	57
Lorida, Highlands	56
Tyndall Air Force Base, Bay	55
Greensboro, Gadsden	54
Ocean Ridge, Palm Beach	54
Fort Denaud, Hendry	54
Missing, Lake	53
Saint Pete Beach, Pinellas	53
Princeton, Dade	52
Kathleen, Polk	51
Orlando, Brevard	50
Boca Grande, Lee	50
North Venice, Sarasota	48
Missing, Citrus	47
Sunny Isles Beach, Dade	47
West Park, Broward	46
Barry University, Dade	46
Campbellton, Jackson	46
Georgetown, Putnam	46
Missing, Hillsborough	45
Felda, Hendry	45
Destin, Walton	44
Florida Gulf Coast Univ, Lee	43
North Redington Beach, Pinellas	43
Palm Beach Shores, Palm Beach	42
Anna Maria, Manatee	42
Walnut Hill, Escambia	42
Treasure Island, Pinellas	42
Yalaha, Lake	42
Dania Beach, Broward	41
Cedar Key, Levy	41
Cinco Bayou, Okaloosa	41
Orlando, Pinellas	41
Sewalls Point, Martin	41
Missing, Hernando	40
Singer Island, Palm Beach	39
Heathrow, Seminole	39
University Of Tampa, Hillsborough	39
Manalapan, Palm Beach	38
Micco, Brevard	38
Reunion, Osceola	37
Northdale, Hillsborough	37

COVID-19: characteristics of 1,367,778 Florida resident cases

Data through Jan 4, 2021 verified as of Jan 5, 2021 at 09:25 AM

Data in this report are provisional and subject to change.

The table below includes the cities and counties of residence for cases in Florida residents based on the patient's ZIP Code. Note that city is not always received as part of the initial notification and may be missing while the case is being investigated.

City and county	Cases
Miromar Lakes, Lee	36
Cudjoe Key, Monroe	36
Missing, Clay	35
Lake Suzy, Desoto	35
Orlando, Leon	35
Village Of Wellington, Palm Beach	35
Ona, Hardee	35
Ebro, Washington	34
Flemington, Marion	34
Bellview, Escambia	33
Aloma, Orange	33
Salt Springs, Marion	33
Highland City, Polk	33
Eaton Park, Polk	33
Terra Ceia, Manatee	33
Missing, Seminole	32
Saint Leo, Pasco	32
Missing, St. Lucie	32
Mexico Beach, Bay	32
Town N Country, Hillsborough	32
Miami Springs, Dade	32
Miami, Unknown	31
Intercession City, Osceola	30
Highland Beach, Palm Beach	30
Palm Shores, Brevard	30
Naranja, Dade	30
Kenansville, Osceola	29
Missing, Martin	29
Gulf Breeze, Escambia	29
Waverly, Polk	29
Okahumpka, Lake	29
Missing, Okaloosa	28
Missing, Nassau	28
Missing, Sumter	28
City Of Sunrise, Broward	28
Missing, Manatee	27
Enterprise, Volusia	27
Hialeah Gardens, Dade	27
Bonita Springs, Collier	27
Pensacola Beach, Santa Rosa	27
Florida State, Leon	26
Bay Pines, Pinellas	26
Bagdad, Santa Rosa	26
Jupiter, Martin	26
Kinard, Calhoun	25
South Miami Heights, Dade	25
Winter Garden, Lake	25
Univ Of FI Student Dorms, Alachua	25
South Palm Beach, Palm Beach	24
Nocatee, Desoto	24
Key Colony Beach, Monroe	24
Orlando, Pasco	24
Labelle, Glades	24
Missing, Indian River	24
North Bay Village, Dade	23
Caryville, Holmes	23
Duette, Manatee	23
Miami Shores, Dade	23
Santa Fe, Alachua	23

COVID-19: characteristics of 1,367,778 Florida resident cases

Data through Jan 4, 2021 verified as of Jan 5, 2021 at 09:25 AM

Data in this report are provisional and subject to change.

The table below includes the cities and counties of residence for cases in Florida residents based on the patient's ZIP Code. Note that city is not always received as part of the initial notification and may be missing while the case is being investigated.

City and county	Cases
Orlando, Duval	23
Pasadena, Pinellas	22
Tioga, Alachua	22
Lulu, Columbia	22
University Of Central Fl, Orange	22
Chokoloskee, Collier	22
Florida Dept Of Corrections, Union	22
Penney Farms, Clay	22
Florida A And M University, Leon	21
Tangerine, Orange	21
Bayonet Point, Pasco	21
Village Wellington, Palm Beach	21
Dowling Park, Suwannee	21
Fort Lauderdale, Dade	20
Lacoochee, Pasco	20
Orlando, Marion	20
Hallandle Beach, Broward	20
La Crosse, Alachua	20
Florence Villa, Polk	20
Missing, Polk	20
Palmdale, Glades	20
Tice, Lee	20
Horseshoe Beach, Dixie	19
Green Acres, Palm Beach	19
Hawthorne, Putnam	19
Ponte Vedra, Duval	19
Poinciana, Osceola	19
Sun City, Hillsborough	19
Goulds, Dade	19
Balm, Hillsborough	19
Babcock Ranch, Lee	18
New Smyrna, Volusia	18
Stetson University, Volusia	18
Indian Lake Estates, Polk	18
Eloise, Polk	18
Earleton, Alachua	18
Homosassa Springs, Citrus	18
Siesta Key, Sarasota	18
Little Torch Key, Monroe	18
Florida International Univ, Dade	18
Homeland, Polk	18
University Of Central Florida, Broward	18
Sparr, Marion	17
Sydney, Hillsborough	17
Bayshore Gardens, Manatee	17
City Of Westlake, Palm Beach	17
Bonifay, Washington	17
Cortez, Manatee	17
Orlando, Alachua	17
Apopka, Lake	17
Perdido Key, Escambia	17
Westchase, Hillsborough	16
Mexico Beach, Gulf	16
Sugarloaf Key, Monroe	16
Mcintosh, Marion	16
Branford, Lafayette	16
Bradley, Polk	16
West Panama City Beach, Bay	16
Long Key, Monroe	16

COVID-19: characteristics of 1,367,778 Florida resident cases

Data through Jan 4, 2021 verified as of Jan 5, 2021 at 09:25 AM

Data in this report are provisional and subject to change.

The table below includes the cities and counties of residence for cases in Florida residents based on the patient's ZIP Code. Note that city is not always received as part of the initial notification and may be missing while the case is being investigated.

City and county	Cases
Champions Gate, Polk	15
Paxton, Walton	15
Loughman, Polk	15
Yankeetown, Levy	15
Wausau, Washington	15
Pine Hills, Orange	15
Graceville, Holmes	15
Maitland, Volusia	15
Orange Lake, Marion	15
Saint Marks, Wakulla	15
Venus, Highlands	15
Village Of Palmetto Bay, Dade	14
Goodland, Collier	14
Orlando, Manatee	14
Ocoee, Lake	14
University Of Central Fl, Hillsborough	14
Missing, Osceola	14
Wabasso, Indian River	14
Mango, Hillsborough	14
Candler, Marion	14
Ridge Manor, Pasco	14
Laud-By-The-Sea, Broward	14
Lowell, Marion	14
Alturas, Polk	14
Bostwick, Putnam	14
Lealman, Pinellas	14
Crystal Springs, Pasco	14
Winter Park, Polk	14
Everglades City, Collier	13
Maitland, Polk	13
Missing, Walton	13
Murdock, Charlotte	13
Orlando, Flagler	13
White Springs, Columbia	13
Bonaventure, Broward	13
Tallevast, Manatee	13
Orlando, Lee	13
Miami, Broward	13
Gulf Stream, Palm Beach	13
Indian River Shores, Indian River	12
Maitland, Osceola	12
Hernando Beach, Hernando	12
Pine Castle, Orange	12
Parker, Bay	12
Pembroke Park, Broward	12
Golden Oak, Orange	12
Jensen Beach, St. Lucie	12
Zellwood, Lake	12
Fort Ogden, Desoto	12
Woodville, Leon	12
Wewahitchka, Calhoun	12
Unknown, Dade	11
Saint George Island, Franklin	11
Plymouth, Orange	11
Lake City, Suwannee	11
Archer, Levy	11
Hollywood, Dade	11
Jacksonville, Unknown	11
Buckingham, Lee	11

COVID-19: characteristics of 1,367,778 Florida resident cases

Data through Jan 4, 2021 verified as of Jan 5, 2021 at 09:25 AM

Data in this report are provisional and subject to change.

The table below includes the cities and counties of residence for cases in Florida residents based on the patient's ZIP Code. Note that city is not always received as part of the initial notification and may be missing while the case is being investigated.

City and county	Cases
Saint Johns, Duval	11
Gonzalez, Escambia	11
Holder, Citrus	11
Florida International University, Dade	11
Mount Dora, Orange	11
Leisure City, Dade	10
Durant, Hillsborough	10
Wahneta, Polk	10
Greenville, Taylor	10
Apopka, Volusia	10
Graham, Bradford	10
Passport, Unknown	10
Union Park, Orange	10
Lakeshore, Polk	10
Rosemary Beach, Walton	10
Gulf Hammock, Levy	10
High Springs, Gilchrist	10
Telogia, Liberty	10
Trilby, Pasco	10
Fort Charlotte, Charlotte	10
Cottdale, Washington	9
Orlando, Okaloosa	9
Westlake, Palm Beach	9
Long Boat Key, Manatee	9
Palma Sola, Manatee	9
Belleair Bluffs, Pinellas	9
Brooksville, Pasco	9
Lake Como, Putnam	9
Trenton, Levy	9
University Park, Manatee	9
Ramrod Key, Monroe	9
Maxville, Duval	9
Lamont, Madison	9
Pensacola Beach, Escambia	9
Shady Hills, Pasco	9
Rubonia, Manatee	9
Steinhatchee, Dixie	9
Hillsboro Beach, Broward	9
Roseland, Indian River	9
Perrine, Dade	9
Dade City, Hernando	9
Laurel Hill, Walton	9
Orlando, Escambia	9
Missing, Bay	8
Webster, Hernando	8
West Delray Beach, Palm Beach	8
Nichols, Polk	8
Fanning Springs, Gilchrist	8
Orlando, St. Lucie	8
Indian Creek Village, Dade	8
Nalcrest, Polk	8
Florida State Univ Admin, Leon	8
Forest City, Seminole	8
Saint Lucie West, St. Lucie	8
Ferndale, Lake	8
Johns Pass Village, Pinellas	8
Watersound, Walton	8
Otter Creek, Levy	8
Missing, Sarasota	8

COVID-19: characteristics of 1,367,778 Florida resident cases

Data through Jan 4, 2021 verified as of Jan 5, 2021 at 09:25 AM

Data in this report are provisional and subject to change.

The table below includes the cities and counties of residence for cases in Florida residents based on the patient's ZIP Code. Note that city is not always received as part of the initial notification and may be missing while the case is being investigated.

City and county	Cases
Missing, Taylor	8
Missing, Columbia	8
Redington Shores, Pinellas	8
Maitland, Hillsborough	8
Hialeah, Unknown	8
Jerome, Collier	8
Innovation, Pasco	7
Citrus Ridge, Indian River	7
Redington Beach, Pinellas	7
Maitland, Lake	7
Pine Ridge, Citrus	7
Choctaw Beach, Okaloosa	7
Lake Monroe, Seminole	7
Orlando, Sarasota	7
Ozona, Pinellas	7
Missing, Holmes	7
Suwannee, Dixie	7
Salem, Taylor	7
Evinston, Alachua	7
Mount Plymouth, Lake	7
Missing, Putnam	7
University Of Central Fl, Martin	7
Missing, Monroe	7
Mayport Naval Station, Duval	6
Lake Butler, Bradford	6
Basinger, Okeechobee	6
Citrus Hills, Citrus	6
Port Saint John, Brevard	6
Missing, Unknown	6
N/A, Unknown	6
Braden River, Manatee	6
Seacrest, Walton	6
Orlando, St. Johns	6
Orlando, Hernando	6
Orange Springs, Marion	6
Virginia Gardens, Dade	6
Morrison, Marion	6
Orchid, Indian River	6
Lloyd, Jefferson	6
Hutchinson Island, St. Lucie	6
Palm City, St. Lucie	6
Ocoee, Osceola	6
Switzerland, St. Johns	6
Kissimmee, Orange	6
Lake Buena Vista, Orange	6
Grandin, Putnam	6
Forest City, Orange	6
Davenport, Osceola	6
Sea Ranch Lakes, Broward	6
Ponce De Leon, Walton	6
Winderemere, Orange	6
Daytona Beach Shores, Volusia	6
Deer Island, Lake	5
East Lake, Marion	5
Ebro, Bay	5
Westchester, Dade	5
Apopka, Broward	5
Missing, Highlands	5
Beverly Beach, Flagler	5

COVID-19: characteristics of 1,367,778 Florida resident cases

Data through Jan 4, 2021 verified as of Jan 5, 2021 at 09:25 AM

Data in this report are provisional and subject to change.

The table below includes the cities and counties of residence for cases in Florida residents based on the patient's ZIP Code. Note that city is not always received as part of the initial notification and may be missing while the case is being investigated.

City and county	Cases
Aripeka, Pasco	5
Orlando, Charlotte	5
White City, Gulf	5
Winter Garden, Seminole	5
Putnam Hall, Putnam	5
Quail Heights, Dade	5
Pass, Unknown	5
River Ranch, Polk	5
Stuart, St. Lucie	5
Winter Park, Broward	5
Niceville, Walton	5
Fairfield, Marion	5
Los Angeles, Dade	5
Cypress, Jackson	5
Ybor City, Hillsborough	5
Lakewood Ranch, Sarasota	5
Longboat Key, Sarasota	5
Kingsley Lake, Bradford	5
Duck Key, Monroe	5
Psl, Unknown	5
Windermere, Alachua	5
Orlando, Collier	5
Winter Garden, Osceola	5
Briny Breezes, Palm Beach	5
Eatonville, Polk	5
Grant Valkaria, Brevard	5
Bella Collina, Lake	4
Missing, Alachua	4
Missing, Flagler	4
Saint Augustine, Duval	4
Williston, Marion	4
Orlando, Citrus	4
Oneco, Manatee	4
Wakulla Springs, Wakulla	4
Alafaya, Broward	4
Elfers, Pasco	4
Fernandina, Nassau	4
International Service Center, Dade	4
Fort Lauderdale, Palm Beach	4
Clewiston, Palm Beach	4
Naples, Lee	4
Newberry, Gilchrist	4
Okeechobee, Osceola	4
Miami Gardens, Unknown	4
Missing, Calhoun	4
Pensacola, Unknown	4
Copeland, Collier	4
Miccosukee, Leon	4
Keystone Heights, Bradford	4
Eau Gallie, Brevard	4
Cross Creek, Alachua	4
Indian Shores, Pinellas	4
Captiva, Lee	4
Loxahatchee Groves, Palm Beach	4
Live Oak, Madison	4
West Bradenton, Manatee	4
Windermere, Leon	4
University Of Central Florida, Brevard	4
Valkaria, Brevard	4

COVID-19: characteristics of 1,367,778 Florida resident cases

Data through Jan 4, 2021 verified as of Jan 5, 2021 at 09:25 AM

Data in this report are provisional and subject to change.

The table below includes the cities and counties of residence for cases in Florida residents based on the patient's ZIP Code. Note that city is not always received as part of the initial notification and may be missing while the case is being investigated.

City and county	Cases
Saint Augustine Beach, St. Johns	4
Orlando, Columbia	4
Worthington Springs, Union	4
Orlando, Santa Rosa	4
Tampa, Pinellas	4
Shady Grove, Taylor	4
Holt, Santa Rosa	4
Inlet Beach, Bay	4
Maitland, Leon	4
Milton, Escambia	4
Missing, Leon	4
Mayport, Duval	4
Orlando, Highlands	4
Glen Ridge, Palm Beach	4
Goldenrod, Seminole	4
Scottsmoor, Brevard	4
Wildlight, Nassau	4
Ocean Breeze, Martin	4
Orlando, Bay	4
Barberville, Volusia	4
Grove City, Charlotte	4
Margate, Unknown	3
Maitland, Pasco	3
Melrose, Bradford	3
Alys Beach, Bay	3
Alligator Point, Wakulla	3
Eglin, Okaloosa	3
Gibsonia, Polk	3
Port Salerno, Martin	3
Winter Garden, Polk	3
University Of Central Florida, Palm Beach	3
University Of Central Florida, Pinellas	3
Winter Park, Lake	3
Woodside, Broward	3
Pp, Unknown	3
Labelle, Lee	3
Apopka, Osceola	3
Brewton, Escambia	3
Ocoee, Broward	3
Missing, Hendry	3
Jacksonville, Clay	3
Apopka, Dade	3
Bonifay, Jackson	3
Sunny Hills, Washington	3
Tarpon Springs, Pasco	3
Orlando, Union	3
Winter Park, Alachua	3
Winter Park, Leon	3
Winter Park, Osceola	3
Orlando, Indian River	3
Orlando, Martin	3
Port Charlotte, Unknown	3
Punta Gorda, Lee	3
Saint Augusaintine Beach, St. Johns	3
Windermere, Seminole	3
Village Of Golf, Palm Beach	3
Lynbrook, Broward	3
Lake Geneva, Clay	3
Miami Gardens, Broward	3

COVID-19: characteristics of 1,367,778 Florida resident cases

Data through Jan 4, 2021 verified as of Jan 5, 2021 at 09:25 AM

Data in this report are provisional and subject to change.

The table below includes the cities and counties of residence for cases in Florida residents based on the patient's ZIP Code. Note that city is not always received as part of the initial notification and may be missing while the case is being investigated.

City and county	Cases
Deerfield Beach, Palm Beach	3
Blountstown, Liberty	3
Hallandale Beach, Unknown	3
Lamont, Taylor	3
Clarcona, Orange	3
Glenwood, Volusia	3
Ft Pierce, St. Lucie	3
Orlando, Nassau	3
Sugarloaf, Monroe	3
Winter Garden, Leon	3
Westville, Walton	3
Miramar, Dade	3
Jacksonville, Alachua	3
Orlando, Jackson	3
North Fort Myers, Charlotte	3
Kissimmee, Unknown	3
Jacksonville Naval Air Station, Duval	3
Coraopolis, Citrus	3
Conch Key, Monroe	3
Chicago, Lee	3
Branford, Gilchrist	3
Bristol, Calhoun	3
Bayou George, Bay	3
Babcock Ranch, Charlotte	3
San Carlos Park, Lee	3
Sorrento, Orange	3
Umatilla, Marion	3
Indian Rock Beach, Pinellas	3
Inglis, Citrus	3
Hollywood, Unknown	3
Monticello, Madison	3
Missing, Suwannee	3
Mayport Naval Housing, Duval	3
Fernandina Beach, Duval	3
Bowling Green, Polk	3
Fpo, Duval	3
Crescent Beach, Sarasota	3
Cypress Gardens, Polk	3
Day, Lafayette	3
Vernon, Bay	3
Windermere, Palm Beach	3
Winter Park, Brevard	3
Samoset, Manatee	3
San Fernando, Unknown	3
Pompano Beach, Palm Beach	3
Seacrest, Bay	3
Orange Park, Duval	3
Point Washington, Walton	3
University Of Central Fl, Seminole	3
Vero Beach, St. Lucie	3
Ocean Reef Club, Monroe	3
Nobleton, Hernando	3
Missing, Washington	3
Mims, Volusia	3
Jonesville, Alachua	3
Julington Creek, St. Johns	3
Apopka, Hillsborough	3
El Jobean, Charlotte	3
East Rockland Key, Monroe	2

COVID-19: characteristics of 1,367,778 Florida resident cases

Data through Jan 4, 2021 verified as of Jan 5, 2021 at 09:25 AM

Data in this report are provisional and subject to change.

The table below includes the cities and counties of residence for cases in Florida residents based on the patient's ZIP Code. Note that city is not always received as part of the initial notification and may be missing while the case is being investigated.

City and county	Cases
At Large, Broward	2
Alys Beach, Walton	2
Alford, Washington	2
Apopka, Duval	2
Jupiter Island, Martin	2
Labelle, Collier	2
Lauderhill, Unknown	2
Longwood, Unknown	2
Long Beach, Orange	2
Maitland, Palm Beach	2
Miramar, Unknown	2
Miami, Martin	2
New Port Richey, Hillsborough	2
Venice, Dade	2
Union, Manatee	2
University Of Central FI, Broward	2
Winter Park, Collier	2
Winter Park, Duval	2
Winter Park, Hillsborough	2
Sand Lake, Orange	2
Windermere, Hillsborough	2
Winter Park, Volusia	2
Port Canaveral, Brevard	2
Seguin, Unknown	2
Sunrise, Unknown	2
Tampa, Broward	2
Oakland Park, Unknown	2
Dade City, Unknown	2
Crestview, Walton	2
Cross Key, Monroe	2
Green Cove Springs, Duval	2
Claysville, Hernando	2
Cibolo, Orange	2
Cape San Blas, Gulf	2
Marysville, Dade	2
Island Grove, Alachua	2
Land O Lakes, Unknown	2
Tampa, Hernando	2
Summerfield, Unknown	2
University Of Central Florida, Lee	2
Vero Beach, Unknown	2
Wauchula, Desoto	2
Sebring, Desoto	2
Ormond Beach, Flagler	2
Panama City, Unknown	2
Pompano Beach, Unknown	2
Winter Park, Dade	2
Yeehaw, Okeechobee	2
000000, Unknown	2
Cape Haze, Charlotte	2
Boynton Beach, Broward	2
Jacksonville Naval Hospital, Duval	2
Longview, Dade	2
Jacksonville, Nassau	2
Okeechobee, Lake	2
Melrose, Clay	2
Mesa, Unknown	2
Saint Marys, Nassau	2
Windermere, Lake	2

COVID-19: characteristics of 1,367,778 Florida resident cases

Data through Jan 4, 2021 verified as of Jan 5, 2021 at 09:25 AM

Data in this report are provisional and subject to change.

The table below includes the cities and counties of residence for cases in Florida residents based on the patient's ZIP Code. Note that city is not always received as part of the initial notification and may be missing while the case is being investigated.

City and county	Cases
Winter Park, Highlands	2
Wacissa, Jefferson	2
Ocoee, Leon	2
Orlo Vista, Orange	2
Port Saint Lucie, Palm Beach	2
Haines Creek, Lake	2
Fort Lauderdale, Alachua	2
Cross City, Taylor	2
Carl Fisher, Dade	2
Land O Lakes, Hillsborough	2
Milligan, Okaloosa	2
Missing, Okeechobee	2
Lakeland, Unknown	2
Immokalee, Lee	2
Eatonville, Lake	2
Fort Lauderdale, Unknown	2
Fort Myers, Unknown	2
Alligator Point, Franklin	2
Coconut Creek, Unknown	2
Crawfordville, Leon	2
Miami, Palm Beach	2
Missing, Jackson	2
None, Dade	2
Lakeland, Hillsborough	2
Lutz, Pinellas	2
Lawtey, Union	2
Los Angeles, Okaloosa	2
Winter Garden, Broward	2
Winter Garden, Dade	2
Windermere, Osceola	2
Winter Park, St. Johns	2
Saint Petersburg, Hillsborough	2
Seybold, Dade	2
Upper Key Largo, Monroe	2
Seven Springs, Pasco	2
Port Saint Lucie, Martin	2
Orlando, Unknown	2
Okeechobee, Glades	2
Oklawaha, Marion	2
Olustee, Baker	2
Ocoee, Duval	2
West Palm Beach, Dade	2
Apopka, Flagler	2
Apopka, Marion	2
Apopka, Sarasota	2
Clermont, Polk	2
Doctors Inlet, Clay	2
Deland, Lake	2
Greenville, Jefferson	2
Fort Pierce, Martin	2
Lecanto, Marion	2
Laurel, Sarasota	2
Ludlam, Dade	2
Lanark Village, Franklin	2
Lake Harbor, Palm Beach	2
Moore Haven, Hendry	2
Naples, Broward	2
Orlando, Holmes	2
Orlando, Sumter	2

COVID-19: characteristics of 1,367,778 Florida resident cases

Data through Jan 4, 2021 verified as of Jan 5, 2021 at 09:25 AM

Data in this report are provisional and subject to change.

The table below includes the cities and counties of residence for cases in Florida residents based on the patient's ZIP Code. Note that city is not always received as part of the initial notification and may be missing while the case is being investigated.

City and county	Cases
Cassadaga, Volusia	2
Fort Walton Beach, Walton	2
Dunnellon, Levy	2
Provo, Broward	2
Sumatra, Liberty	2
Portland, Unknown	2
Pp, Dade	2
Windermere, Polk	2
Winter Garden, Brevard	2
Wimauma, Manatee	2
University Of Central Fl, Dade	2
University Of Central Fl, Osceola	2
Winter Garden, Hillsborough	2
Pass, Dade	2
Tangerine, Lake	2
Florida Power & Light Co, Dade	2
Amelia City, Nassau	2
Madison, Unknown	2
Los Angeles, Broward	2
Lockhart, Seminole	2
Hialeah, Broward	2
Highland Park, Polk	2
Jacksonville, Dade	2
Jeffersonville, Broward	1
Knoxville, Escambia	1
Lake Mary, Lake	1
Lauderdale Hill, Unknown	1
Lake Worth, Broward	1
Homeless, Dade	1
Hickory, Lee	1
Hallandate Ben, Unknown	1
Loganville, Orange	1
Live Oak, Columbia	1
Longwood, Orange	1
Marietta, Sarasota	1
Miami Garden, Unknown	1
Miami, Monroe	1
Miamii, Dade	1
Miamt, Dade	1
Mid Florida, Seminole	1
Middleburg, Duval	1
N/A, Duval	1
Naples, Alachua	1
Amelia Village, Nassau	1
Apple Creek, Citrus	1
Altamonte, Orange	1
Alva, Collier	1
333, Unknown	1
Alafaya, Volusia	1
Allentown, Putnam	1
Bear Grass, Palm Beach	1
Azalea Park, Osceola	1
Chipley, Holmes	1
Chipley, Jackson	1
Colorado Springs, Unknown	1
Conifer, Lee	1
Coco River, Collier	1
Bryn Mawr, Palm Beach	1
Camden Wyoming, Duval	1

COVID-19: characteristics of 1,367,778 Florida resident cases

Data through Jan 4, 2021 verified as of Jan 5, 2021 at 09:25 AM

Data in this report are provisional and subject to change.

The table below includes the cities and counties of residence for cases in Florida residents based on the patient's ZIP Code. Note that city is not always received as part of the initial notification and may be missing while the case is being investigated.

City and county	Cases
Chattanooga, Dade	1
Fort Denaud, Glades	1
Everett, Dade	1
Fl State Lot, Leon	1
Fortlauderdale, Unknown	1
Ft Pierce, Unknown	1
Garland, Orange	1
El Paso, Unknown	1
Eatonville, Seminole	1
Destin, Unknown	1
Tampa, Manatee	1
Steinhatchee, Alachua	1
Port Saint Lucie, Indian River	1
Russellville, Hillsborough	1
Saint Augustine, Okaloosa	1
Saint Teresa, Wakulla	1
San Diego, Unknown	1
Westerville, Hillsborough	1
University Of Central Florida, Hillsborough	1
Vero Beach, Brevard	1
Village Of Palm Springs, Palm Beach	1
Webster, Pasco	1
University Of Central Fl, Pasco	1
Union City, Bradford	1
Pompano Beach, Alachua	1
Pine Hills, Broward	1
Porter Ranch, Dade	1
Raiford, Bradford	1
Republic, Monroe	1
Riverview, Manatee	1
Roseland, Palm Beach	1
Old Town, Gilchrist	1
Palm City, Unknown	1
Oviedo, Leon	1
Ocoee, Hillsborough	1
Ocala, Unknown	1
Opa Locka, Polk	1
Orem, Sarasota	1
Orem, Unknown	1
Woodland Hills, Brevard	1
Windermere, Dade	1
Winston Salem, Unknown	1
Wilbur By The Sea, Volusia	1
Willowbrook, Lee	1
University Of Central Fl, St. Johns	1
University Of Central Florida, Dade	1
Tinley Park, Lee	1
Springhill, Unknown	1
Windermere, Lee	1
Winter Garden, Sumter	1
Wayne, Dade	1
West Simsbury, Collier	1
Port Charlotte Fl, Unknown	1
Ponce, Orange	1
Saint Petersburg, Dade	1
San Juan, Osceola	1
San Pedro Sula, Dade	1
Richmond Heights, Dade	1
Rochester, Lee	1

COVID-19: characteristics of 1,367,778 Florida resident cases

Data through Jan 4, 2021 verified as of Jan 5, 2021 at 09:25 AM

Data in this report are provisional and subject to change.

The table below includes the cities and counties of residence for cases in Florida residents based on the patient's ZIP Code. Note that city is not always received as part of the initial notification and may be missing while the case is being investigated.

City and county	Cases
Rosemary Beach, Bay	1
Sumter Ville, Unknown	1
Telluride, Lee	1
South Otselic, Dade	1
Duke Field Air Force Station, Okaloosa	1
Flora, Lee	1
Fdsf, Unknown	1
Fruitland Park, Sumter	1
Fwb, Unknown	1
Gastonia, Polk	1
Green, Clay	1
Greensburg, Orange	1
Greenville, Monroe	1
Gulf Shores, Escambia	1
Knoxville, Duval	1
Havanna, Gadsden	1
Hialeah Lakes, Dade	1
Hilliard, Dade	1
Hollywood, Leon	1
Holt, Unknown	1
Humble, Broward	1
Bryn Mawr, Collier	1
Apalachicola, Leon	1
Apopka, Palm Beach	1
Aspen, Palm Beach	1
Atlanta, Broward	1
Azalea Park, Sarasota	1
Bartow, Unknown	1
Boca Rotan, Unknown	1
Deltona , Volusia	1
Clermont, Unknown	1
Columbia, Orange	1
Coral Springs, Unknown	1
Cornelius, Leon	1
Crestview, Dade	1
Dade City, Polk	1
Dania, Unknown	1
Darien, Pasco	1
Opa Locka, Unknown	1
Pensacola, Santa Rosa	1
Plant City, Pinellas	1
Plantation, Unknown	1
Naugatuck, Lee	1
Myakka, Duval	1
Ocoee, Polk	1
Oakland, Broward	1
Oakland, Manatee	1
New Vernon, Sarasota	1
New York, Broward	1
Lakewood, Unknown	1
Los Angeles, Polk	1
Maitland, Unknown	1
Missing, Charlotte	1
Middleburg, Unknown	1
Minneapolis, Broward	1
Melbourne, Orange	1
Miami Beach, Palm Beach	1
Miami Granders, Dade	1
Magnolia Square, Osceola	1

COVID-19: characteristics of 1,367,778 Florida resident cases

Data through Jan 4, 2021 verified as of Jan 5, 2021 at 09:25 AM

Data in this report are provisional and subject to change.

The table below includes the cities and counties of residence for cases in Florida residents based on the patient's ZIP Code. Note that city is not always received as part of the initial notification and may be missing while the case is being investigated.

City and county	Cases
Maitland, Alachua	1
Lawrence Township, Palm Beach	1
Las Vegas, Orange	1
Lemoyne, Manatee	1
Marianna, Calhoun	1
Melrose, Alachua	1
Miamf, Dade	1
Miami G, Dade	1
Miami, Collier	1
Oakland, Lake	1
Oakland, Leon	1
Gotha, Leon	1
Gilmer, Dade	1
Haverford, Hillsborough	1
Indian Harbor Beach, Brevard	1
Kingsland, Duval	1
Kissimmee, Brevard	1
Lake Placid, Alachua	1
Lander, Citrus	1
Deland, Polk	1
Dallas, Lee	1
De Leon Springs, Putnam	1
Estero, Collier	1
Fanning Springs, Levy	1
Columbus, Brevard	1
Cookeville, Seminole	1
Crestview, Holmes	1
Cumberland, Palm Beach	1
Dade City, Hillsborough	1
Charlotte, Pasco	1
Clear Brook, Lee	1
Clermont, Orange	1
Apopka, St. Lucie	1
Belle Isle, Polk	1
Apopka, Manatee	1
99, Unknown	1
Alanson, Bay	1
Aollywoss, Dade	1
Boca Raton, Unknown	1
Bohealia, Lee	1
Blowing Rock, Polk	1
Carol Stream, Orange	1
Bryant, Alachua	1
Weston, Dade	1
Wheaton, Lee	1
Wesley Chapel, Alachua	1
Virginia Beach, Hernando	1
Tewksbury, Orange	1
University Of Central Florida, Monroe	1
Toms River, Dade	1
Soldotna, Broward	1
South Burlington, Orange	1
Tangerine, Seminole	1
Tampa Palms, Hillsborough	1
Steinhatchee, Madison	1
Ocoee, Lee	1
Ocoee, Volusia	1
Okeechobee, St. Lucie	1
Opalocka, Dade	1

COVID-19: characteristics of 1,367,778 Florida resident cases

Data through Jan 4, 2021 verified as of Jan 5, 2021 at 09:25 AM

Data in this report are provisional and subject to change.

The table below includes the cities and counties of residence for cases in Florida residents based on the patient's ZIP Code. Note that city is not always received as part of the initial notification and may be missing while the case is being investigated.

City and county	Cases
New Richmond, Volusia	1
Orlando, Hendry	1
Orlando, Levy	1
Pineland, Lee	1
Perry, Leon	1
Palm Springs North, Dade	1
Palm Coast, Duval	1
Provincetown, Collier	1
Saint Cloud, Lee	1
Saint Johns, Orange	1
San Antonio, Sarasota	1
San Antonio, Unknown	1
Sanford, Volusia	1
Wood River, Polk	1
Oooooo, Unknown	1
Orlando, Washington	1
Palm Coast, Polk	1
Palm Coast, Volusia	1
Parker, Dade	1
Rex, Duval	1
Port Everglades, Broward	1
Peoria, Unknown	1
Pacifica, Dade	1
Sun City Center, Hardee	1
Tallahassee, Duval	1
Tampa, Palm Beach	1
Tulsa, Orange	1
University Of Central Fl, Clay	1
Saxis, Lee	1
Sebring, Lee	1
Spring Hill , Hernando	1
Starke, Clay	1
Stone Mountain, Palm Beach	1
Saint Petersburg, St. Lucie	1
Saint Johns, Unknown	1
Rye, Duval	1
Zolfo Springs, Polk	1
Winter Park, Calhoun	1
Winter Park, Indian River	1
Winter Park, Lee	1
Windermere, Pasco	1
Vernon, Unknown	1
Winter Garden, Pinellas	1
Washington, Unknown	1
Wekiva Springs, Seminole	1
West Villages, Sarasota	1
Wichita, Volusia	1
Winder Garden, Orange	1
Windermere, Broward	1
Louisville, Manatee	1
Los Angeles Ca, Unknown	1
Lewisburg, Pasco	1
Littleton, Dade	1
Maitland, Dade	1
Lake City, Hamilton	1
Jerusalem, St. Johns	1
La Grange, Dade	1
North Pole, Seminole	1
North Port, Lee	1

COVID-19: characteristics of 1,367,778 Florida resident cases

Data through Jan 4, 2021 verified as of Jan 5, 2021 at 09:25 AM

Data in this report are provisional and subject to change.

The table below includes the cities and counties of residence for cases in Florida residents based on the patient's ZIP Code. Note that city is not always received as part of the initial notification and may be missing while the case is being investigated.

City and county	Cases
Mount Pleasant, Gadsden	1
Navarre, Okaloosa	1
New Orleans, Palm Beach	1
Newark, Broward	1
Newburgh, Bay	1
Middlesburg, Duval	1
Missing, Hardee	1
Marshall, Dade	1
Miami Lakes, Unknown	1
Miami, Hillsborough	1
Miami, Orange	1
Clermont, Osceola	1
Clewiston, Glades	1
Deland, St. Lucie	1
Deltona, Orange	1
Cartersville, Unknown	1
Anaheim, Unknown	1
Alafaya, Palm Beach	1
Athens, Duval	1
Bogota, Orange	1
Bradington, Manatee	1
Bronx, Palm Beach	1
Blountstown, Jackson	1
Belle Isle, Dade	1
Fort Pierce, Unknown	1
Gotha, Palm Beach	1
Eatonville, Osceola	1
Cypress, Leon	1
Edgewood, Osceola	1
Homeless, Polk	1
Homosassa, Hernando	1
Harrison, Pinellas	1
Granada Hills, Broward	1
Hailandale, Unknown	1
Hialeah, Bay	1
Lake Butler, Alachua	1
Kingsland, Nassau	1
Knoxville, Bay	1
Indian Rocks Beach, Duval	1
Key West, Duval	1
Keys West, Unknown	1
Hoclywsod, Dade	1
Hiawassee, Osceola	1
Homeless, Hillsborough	1
Homeless, Monroe	1
Homeless, Pinellas	1
Inwood, Broward	1
Irvine, Marion	1
Jefferson, Dade	1
Jonesboro, Leon	1
Jupiter, Dade	1
Jupiter, St. Lucie	1
Kenilworth, Leon	1
Monroe Township, Palm Beach	1
Moore Haven, Okeechobee	1
Morrisville, Unknown	1
Milford, Lee	1
Missing, Levy	1
North Palm Beach, Orange	1

COVID-19: characteristics of 1,367,778 Florida resident cases

Data through Jan 4, 2021 verified as of Jan 5, 2021 at 09:25 AM

Data in this report are provisional and subject to change.

The table below includes the cities and counties of residence for cases in Florida residents based on the patient's ZIP Code. Note that city is not always received as part of the initial notification and may be missing while the case is being investigated.

City and county	Cases
Northport, Sarasota	1
Oakland, Lee	1
Las Vegas, Palm Beach	1
Ldhl, Broward	1
Little Neck, Lee	1
Micanopy, Marion	1
Mckinney, Broward	1
Miamc, Dade	1
Carmel, Orange	1
Caracas, Dade	1
Boston, Broward	1
Brooklyn, Broward	1
Brooklyn, Dade	1
Brooklyn, Lee	1
Dallas, Hernando	1
Coconut Ck, Unknown	1
Chicago, Unknown	1
Apopka, Brevard	1
Apopka, Clay	1
Apopka, Polk	1
Asheville, Highlands	1
Astoria, Broward	1
Bartow, Hardee	1
Boca Raton, Broward	1
Belle Isle, Osceola	1
Bel Air, Collier	1
Alachua, Duval	1
Alpharetta, Broward	1
Fort Lauderdale, Leon	1
Fort White, Clay	1
Deer Park, Dade	1
Deerfield Beach, Unknown	1
Deland, Seminole	1
Doral, Unknown	1
Downingtown, Hillsborough	1
Dpo, Santa Rosa	1
Hallandale, Unknown	1
Gurabo, Osceola	1
Hernando, Marion	1
Hialeah, Collier	1
Helen, Bay	1
Garden City, Alachua	1
Gaylord, Orange	1
Gotcha, Orange	1
Greensburg, Palm Beach	1
Fisher Island, Unknown	1
Prattville, Hillsborough	1
Prestonsburg, Bay	1
Quincy, Jackson	1
Rapid City, Broward	1
Red Bay, Holmes	1
Piasa, Putnam	1
Palmetto, Pasco	1
Pass-A-Grille Beach, Pinellas	1
Pembroke Lakes, Broward	1
Other, Dade	1
Palmetto Bay, Palm Beach	1
New Middletown, Hillsborough	1
Orlando, Putnam	1

COVID-19: characteristics of 1,367,778 Florida resident cases

Data through Jan 4, 2021 verified as of Jan 5, 2021 at 09:25 AM

Data in this report are provisional and subject to change.

The table below includes the cities and counties of residence for cases in Florida residents based on the patient's ZIP Code. Note that city is not always received as part of the initial notification and may be missing while the case is being investigated.

City and county	Cases
Waipahu, Santa Rosa	1
Ward, Polk	1
Wellborn, Columbia	1
Summnmerville, Unknown	1
Syracuse, Polk	1
Tallahassee, Dade	1
Tamarac, Dade	1
Tavares, Orange	1
Town Of Nocatee, St. Johns	1
University Of Central Fl, Pinellas	1
Unkn, Duval	1
Suitland, Volusia	1
Shirley, Flagler	1
Seminole, Leon	1
Russellville, Bay	1
Saint Joseph, Volusia	1
San Antonio, Orange	1
Woodbine, Nassau	1
Winter Garden, Marion	1
Winter Park, Citrus	1
Winter Park, Hendry	1
Winter Garden, Duval	1
West Yarmouth, St. Lucie	1
Venetian Islands, Dade	1
Macclenny, Duval	1
Mantua, Broward	1
Mayaguez, Dade	1
Middletown, Osceola	1
Oldsrav, Manatee	1
North Laud, Unknown	1
Ocoee, Unknown	1
Murrieta, Seminole	1
Monroe, Hillsborough	1
Longwood, Broward	1
Lucedale, St. Lucie	1
Interlachen, Duval	1
Hialeahgardens, Dade	1
Hoosick Falls, Broward	1
Hosford, Calhoun	1
Gibsonton, Unknown	1
Greenbrier, Bay	1
Brandon, Pinellas	1
Bonita, Lee	1
Bocaraten, Palm Beach	1
Bronson, Alachua	1
Brooker, Alachua	1
Alva, Escambia	1
Arcadia, Highlands	1
Baker, Santa Rosa	1
Armstrong, St. Johns	1
Atl, Brevard	1
Belmont, Santa Rosa	1
Blountstown, Broward	1
Belle Isle, Duval	1
Cincinnati, Dade	1
Champions Gate, Osceola	1
Dfafs, Okaloosa	1
Davie, Unknown	1
Dayton, Orange	1

COVID-19: characteristics of 1,367,778 Florida resident cases

Data through Jan 4, 2021 verified as of Jan 5, 2021 at 09:25 AM

Data in this report are provisional and subject to change.

The table below includes the cities and counties of residence for cases in Florida residents based on the patient's ZIP Code. Note that city is not always received as part of the initial notification and may be missing while the case is being investigated.

City and county	Cases
Gainesville, Okaloosa	1
Floralá, Okaloosa	1
Edgewood, Broward	1
Wtixrat, Dade	1
Powell, Lee	1
Perth Amboy, Hillsborough	1
Pembroke Pines, Dade	1
Pensacola, Sumter	1
Paducah, Manatee	1
Sharpes, Brevard	1
Saint Petersburg, Charlotte	1
Puerto Rico, Unknown	1
Randolph, Orange	1
Refused, Unknown	1
Saint Lucie Village, St. Lucie	1
Westlake Village, Unknown	1
Watersound, Bay	1
Windermere, Volusia	1
Ventura, Orange	1
Unk, Duval	1
Sunrtise, Dade	1
Tallahassee, Madison	1
Toms River, Lee	1
Tourist, Dade	1
Trenton, Dixie	1
Unknown, Unknown	1
Landolakes, Unknown	1
Lawton, Okaloosa	1
Lima, Volusia	1
Macclenny, Dixie	1
Madison, Jefferson	1
Lake Forest, Collier	1
Jacksonville, Baker	1
Irmo, Unknown	1
Key West, Palm Beach	1
Kilgore, Dade	1
Jupiter Inlet, Palm Beach	1
Jzx, Unknown	1
Greensboro, Leon	1
Miami Dade, Unknown	1
Metter, Manatee	1
Missing, Lafayette	1
Miamksaohes, Dade	1
Monument, Broward	1
Mokena, Lee	1
Morrisville, Palm Beach	1
North Brunswick, St. Lucie	1
North Lauderdale, Unknown	1
Clearwater, Leon	1
Clarcona, Seminole	1
Bradenton, Lee	1
Bogota, Unknown	1
Canton, Duval	1
Callahan, Duval	1
Alafaya, Pinellas	1
Apopka, Leon	1
Atlanta, Walton	1
Attalla, Broward	1
Autaugaville, Broward	1

COVID-19: characteristics of 1,367,778 Florida resident cases

Data through Jan 4, 2021 verified as of Jan 5, 2021 at 09:25 AM

Data in this report are provisional and subject to change.

The table below includes the cities and counties of residence for cases in Florida residents based on the patient's ZIP Code. Note that city is not always received as part of the initial notification and may be missing while the case is being investigated.

City and county	Cases
Azalea Park, Lake	1
Azalea Park, Polk	1
Glen Cove, Unknown	1
Glen Saint Mary, Duval	1
Gainesville, Levy	1
Fleming Island, Duval	1
Crystal River, Marion	1
Crestview, Broward	1
Dalecity, Okaloosa	1
Deerfield Beach, Polk	1
Defuniak Springs, Okaloosa	1
Eatonville, Hillsborough	1
Ocala, Duval	1
Orlando, Clay	1
Orem, Dade	1
Ocoee, Manatee	1
Okeechobee, Martin	1
Okeechobi, Unknown	1
North Porte, Unknown	1
Notrealville, Polk	1
Orlando, Gadsden	1
Orlando, Walton	1
Oviedo, Lake	1
Pensacola, Dade	1
Plantation Key, Monroe	1
Plantation, Leon	1
Panomo City, Bay	1
Twentynine Palms, Broward	1
Surprise, Unknown	1
Syracuse, Unknown	1
Sarasota, Unknown	1
St Cloud, Orange	1
Saint Petersburg, Bay	1
San Marcos, Unknown	1
Pooler, Broward	1
Ridgewood, Lee	1
Roseville, Broward	1
Port St. Lucie, Unknown	1
Putnam, Putnam	1
Whippany, Volusia	1
Weirsdale, Lake	1
Xifamk, Dade	1
Winfield, Hillsborough	1
Winter Garden, Lee	1
Winter Garden, Unknown	1
Winter Park, Bay	1
Vernon, Walton	1
University Of Central Florida, Duval	1
Venezuela, Unknown	1
Winter Springs, Orange	1
Youngstown, Washington	1
Zellwood, Brevard	1
Zellwood, Osceola	1
Winnetka, Dade	1
Sandestin, Walton	1
Saint Petersburg, Duval	1
Roswell, Bay	1
Ruskin, Dade	1
Ruskin, Manatee	1

COVID-19: characteristics of 1,367,778 Florida resident cases

Data through Jan 4, 2021 verified as of Jan 5, 2021 at 09:25 AM

Data in this report are provisional and subject to change.

The table below includes the cities and counties of residence for cases in Florida residents based on the patient's ZIP Code. Note that city is not always received as part of the initial notification and may be missing while the case is being investigated.

City and county	Cases
St Peterburg, Orange	1
Stiamk, Dade	1
Scottsdale, Brevard	1
Sun City Center, Lee	1
Pompano Beach, Dade	1
Pompano Beach, Osceola	1
Pine Hills, Polk	1
Pensacola Naval Hospital, Escambia	1
Port Charlotte, Lee	1
Port Saint Lucie, Marion	1
Port St Luice, Unknown	1
Port St. Lucie, St. Lucie	1
Winter Park, Manatee	1
Winter Park, Palm Beach	1
Winter Park, Pinellas	1
Weston, Unknown	1
Wildwood, Lee	1
West Palm Beach, Unknown	1
West Hollywood, Broward	1
Waverly, Duval	1
Wabasha, Clay	1
Surfside Beach, Orange	1
Tavares, Unknown	1
Temple, Palm Beach	1
Unknown, Duval	1
Upland, Manatee	1
Newaygo, Charlotte	1
North Port, Charlotte	1
Okeechobee, Highlands	1
Painted Post, Pasco	1
Palatka, Marion	1
Milford, Bay	1
Miami Beach, Unknown	1
Na, Dade	1
Naples, Leon	1
Missing, Desoto	1
Mattoon, Lee	1
Marianna, Leon	1
Marianna, Washington	1
Mary Esther, Hillsborough	1
Los Angeles, Orange	1
Lecanto, Palm Beach	1
Littleton, St. Johns	1
Lake In The Hills, Broward	1
Lake Worth, Unknown	1
Jupiter, Pinellas	1
Kansas City, Palm Beach	1
Belle Isle, Seminole	1
Boys Ranch, Suwannee	1
Coal City, Pasco	1
Celebration, Orange	1
Chicago, Broward	1
Commerce Township, Manatee	1
Crawfordville, Alachua	1
Crescent City, Marion	1
Crestview, Unknown	1
Altamonte Springs, Orange	1
O, Unknown	1
Addison, Pasco	1

COVID-19: characteristics of 1,367,778 Florida resident cases

Data through Jan 4, 2021 verified as of Jan 5, 2021 at 09:25 AM

Data in this report are provisional and subject to change.

The table below includes the cities and counties of residence for cases in Florida residents based on the patient's ZIP Code. Note that city is not always received as part of the initial notification and may be missing while the case is being investigated.

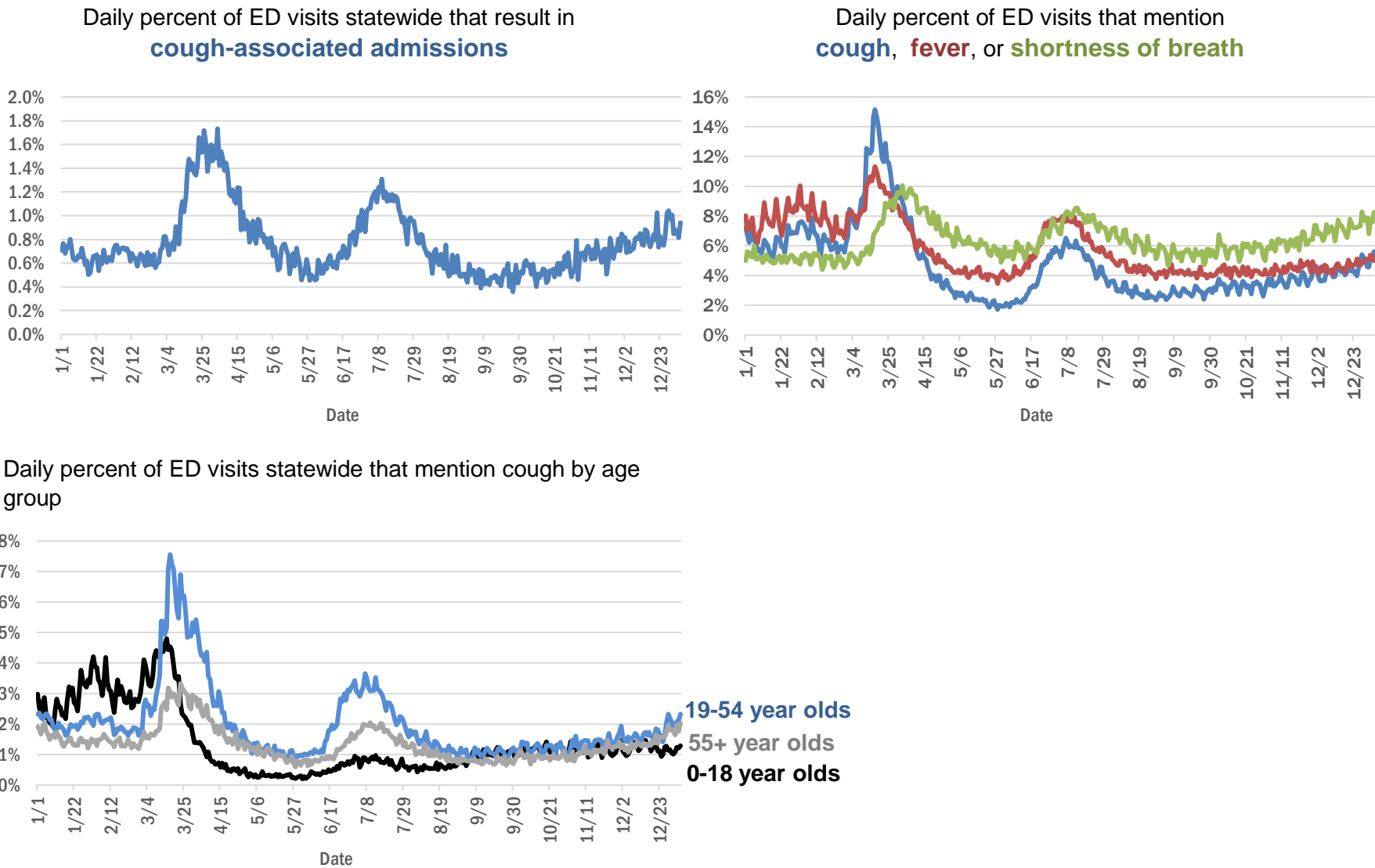
City and county	Cases
Alafaya, Dade	1
Anastasia Island, St. Johns	1
Apo, Collier	1
Apopka, Alachua	1
Apopka, Citrus	1
Austin, Dade	1
Azalea Park, Broward	1
Arabi, Orange	1
Big Torch Key, Monroe	1
Black, Holmes	1
Boca Raton, Lee	1
Bonifay, Unknown	1
Delray Beach, Broward	1
Fort Lauderdale, Lee	1
Fort Pierce, Brevard	1
Fort Worth, Broward	1
Franklin, Orange	1
Gainesville, Santa Rosa	1
Gwynn Oak, Polk	1
High Springs, Columbia	1
Indianapolis, Lee	1
Jena, Taylor	1
Total	1,367,778

COVID-19: additional surveillance information

Data through Jan 4, 2021 verified as of Jan 5, 2021 at 09:25 AM

Data in this report are provisional and subject to change.

Statewide emergency department (ED) chief complaint and admission data



The Electronic Surveillance System for the Early Notification of Community-Based Epidemics (ESSENCE-FL) includes chief complaint data from 211 of 211 Florida EDs. Data are transmitted electronically to ESSENCE-FL daily or hourly.

COVID-19: testing by laboratory

Data through Jan 4, 2021 verified as of Jan 5, 2021 at 09:25 AM

Data in this report are provisional and subject to change.

The numbers in the table below represent the number of Florida and non-Florida residents for whom test results were received by the Department of Health. A person can be tested by more than one laboratory and can have both positive and negative results. **Therefore, the sum of the numbers in each column will be larger than the total number of people tested.**

Reporting lab	Inconclusive	Negative	Positive	Percent positive	Total
LABORATORY CORPORATION OF AMERICA	2,184	1,368,107	178,131	12%	1,548,422
QUEST DIAGNOSTICS	10,125	1,209,156	173,547	12%	1,392,828
CURATIVE LABS	10,223	1,031,402	140,163	12%	1,181,788
BIO REFERENCE LABORATORIES, INC	7,283	799,600	148,468	16%	955,351
HELIX	4,660	378,036	60,012	14%	442,708
GENETWORX	661	390,607	32,936	8%	424,204
REALTOX LABS LLC	3,915	352,563	56,346	14%	412,824
RCA LABORATORY SERVICES, LLC		244,853	21,442	8%	266,295
CDR MAGUIRE - HEALTH CARE CENTER		227,169	32,992	13%	260,161
EAST FLORIDA STATE COLLEGE - BREVARD		212,889	26,986	11%	239,875
IMPACT HEALTH BIOMETRIC TESTING, INC	967	177,353	19,166	10%	197,486
REAL DIAGNOSTICS	1,242	172,086	23,453	12%	196,781
NOMI HEALTH LAB SERVICES		172,661	19,556	10%	192,217
NOMI_HEALTH	211	149,484	21,051	12%	170,746
BPHL-JACKSONVILLE	18	132,043	22,455	15%	154,516
MAKO GENOMICS	6,249	121,237	20,746	14%	148,232
ELABNETWORK	1,058	133,863	11,201	8%	146,122
MAYO CLINIC LABORATORIES	301	117,369	14,009	11%	131,679
ADVENTHEALTH LAB	99	116,878	13,501	10%	130,478
NORTHWEST LABORATORY	246	121,015	6,471	5%	127,732
BAYCARE LABORATORIES LLC	503	109,775	9,802	8%	120,080
ADVENT HEALTH LAB	112	101,260	13,957	12%	115,329
MEDICAL DIAGNOSTIC LABORATORIES	969	98,161	14,108	12%	113,238
MEMORIAL REGIONAL HOSPITAL SOUTH	23	93,541	18,754	17%	112,318
BPHL-MIAMI	225	95,741	15,620	14%	111,586
FULGENT DIAGNOSTICS LABORATORY	1,968	99,155	10,098	9%	111,221
BIOCOLLECTIONS WORLDWIDE, INC	659	97,145	12,299	11%	110,103
ASCENSION SACRED HEART HOSPITAL - PENSACOLA	2	94,622	13,763	13%	108,387
ORLANDO HEALTH SYSTEM	619	92,562	9,301	9%	102,482
KORVALABS, INC	1,281	90,911	4,666	5%	96,858
BPHL-TAMPA (SPECTRUM BLVD)	45	71,432	12,771	15%	84,248
TAMPA GENERAL HOSPITAL	4	76,057	6,826	8%	82,887
SUNPATH MEDICAL DIAGNOSTICS LABORATORY	732	71,237	10,562	13%	82,531
PWNHEALTH	220	73,382	7,508	9%	81,110
UF HEALTH MEDICAL LAB	33	73,418	6,575	8%	80,026
DIATHERIX LABORATORIES		69,292	10,050	13%	79,342
TESTING MATTERS INC	164	67,678	9,730	13%	77,572
AKESOGEN		65,871	11,572	15%	77,443
BAPTIST HEALTH SOUTH FLORIDA	284	60,939	9,640	14%	70,863
ASCENSION ST VINCENT'S - RIVERSIDE	1	55,669	7,588	12%	63,258
JACKSON MEMORIAL HOSPITAL CLINICAL LAB	79	50,025	9,431	16%	59,535
LAKELAND REGIONAL MEDICAL CENTER	126	50,386	6,218	11%	56,730
UF HEALTH SHANDS HOSPITAL	336	50,378	3,456	6%	54,170
ARUP LABORATORIES	16	50,002	2,908	5%	52,926
SOUTH MIAMI HOSPITAL LAB	234	45,710	6,425	12%	52,369
AMERICAN HEALTH ASSOCIATES	9	46,984	3,527	7%	50,520
AIT LABORATORIES		44,410	5,261	11%	49,671

COVID-19: testing by laboratory

Data through Jan 4, 2021 verified as of Jan 5, 2021 at 09:25 AM

Data in this report are provisional and subject to change.

The numbers in the table below represent the number of Florida and non-Florida residents for whom test results were received by the Department of Health. A person can be tested by more than one laboratory and can have both positive and negative results. **Therefore, the sum of the numbers in each column will be larger than the total number of people tested.**

Reporting lab	Inconclusive	Negative	Positive	Percent positive	Total
VIRACOR EUROFINS		35,076	9,727	22%	44,803
APPLIED INGENUITY DIAGNOSTICS LLC		41,368	1,794	4%	43,162
BAPTIST HEALTH - JACKSONVILLE	4	37,358	2,762	7%	40,124
TALLAHASSEE MEMORIAL HOSPITAL	184	34,976	4,143	11%	39,303
INGENIOUS PERSONALIZED MEDICINE	147	32,541	6,608	17%	39,296
ORANGE COUNTY CONVENTION CENTER		33,330	3,655	10%	36,985
MIAMI DADE COUNTY☐		32,093	3,527	10%	35,620
SARASOTA MEMORIAL HOSPITAL MAIN LAB	12	31,178	2,710	8%	33,900
BROWARD GENERAL MEDICAL CENTER-CLINICAL LAB	2	30,491	3,159	9%	33,652
LEE HEALTH - CAPE CORAL HOSPITAL	3	28,889	4,744	14%	33,636
WALGREENS	31	28,340	5,227	16%	33,598
MILLENNIUM PHYSICIAN GROUP	17	27,714	4,934	15%	32,665
UNIVERSITY OF MIAMI HOSPITAL	32	28,158	3,029	10%	31,219
NICKLAUS CHILDREN'S HOSPITAL	57	27,022	3,932	13%	31,011
FLORIDA HOSPITAL - TAMPA	37	28,264	2,451	8%	30,752
GENESIS REFERENCE LABORATORIES		27,510	3,015	10%	30,525
UF HEALTH JACKSONVILLE	44	27,338	2,927	10%	30,309
ECCO LAB GROUP CO	421	24,924	4,065	14%	29,410
AEGIS SCIENCES CORPORATION	160	25,149	3,841	13%	29,150
NORTH FLORIDA REGIONAL MEDICAL CENTER		22,213	2,554	10%	24,767
ST JOSEPHS HOSPITAL LABORATORY	22	21,692	2,828	12%	24,542
ADVENTIST HEALTH SYSTEMS SUNBELT INC DBA		22,558	1,836	8%	24,394
MOUNT SINAI MEDICAL CENTER	8	22,088	2,257	9%	24,353
JUPITER MEDICAL CENTER LAB	60	21,977	1,975	8%	24,012
BRANDON REGIONAL HOSPITAL		21,137	2,715	11%	23,852
PALMETTO GENERAL HOSPITAL LAB	3	18,577	3,919	17%	22,499
JFK MEDICAL CENTER LAB	1	19,402	2,477	11%	21,880
ACCESS DX LABORATORY	205	19,424	1,960	9%	21,589
DWIC OF TAMPA BAY INC		19,717	1,577	7%	21,294
STATLAB_MOBILE	1	19,248	1,986	9%	21,235
ADVENT HEALTH - DAYTONA BEACH	32	18,889	1,489	7%	20,410
NAPLES COMMUNITY HOSPITAL	66	18,178	1,867	9%	20,111
INTEGRATED REGIONAL LABORATORIES LLP		17,015	2,709	14%	19,724
LAB DIAGNOSTICS LLC	381	13,764	5,211	27%	19,356
PANCARE OF FLORIDA INC		17,216	1,885	10%	19,101
AVENTUS BIO LABS	16	16,553	2,259	12%	18,828
PATIENTS FIRST LAKE ELLA MEDICAL CENTER PA		15,500	2,780	15%	18,280
MORTON PLANT HOSPITAL-ADLER INSTITUTE	25	16,354	1,793	10%	18,172
EXACT SCIENCES LABORATORIES		16,114	1,757	10%	17,871
HEALTHLINK DIAGNOSTIC LABORATORIES	196	16,050	1,591	9%	17,837
WATSON CLINIC LLP		14,522	3,222	18%	17,744
HOLY CROSS HOSPITAL CLINICAL LAB	1	16,340	1,291	7%	17,632
DRS CLACK SPENCER WHITE & MCCORMACK PA D/B/A		16,001	1,618	9%	17,619
STS LAB 2 LLC	6	16,849	725	4%	17,580

COVID-19: testing by laboratory

Data through Jan 4, 2021 verified as of Jan 5, 2021 at 09:25 AM

Data in this report are provisional and subject to change.

The numbers in the table below represent the number of Florida and non-Florida residents for whom test results were received by the Department of Health. A person can be tested by more than one laboratory and can have both positive and negative results. **Therefore, the sum of the numbers in each column will be larger than the total number of people tested.**

Reporting lab	Inconclusive	Negative	Positive	Percent positive	Total
SAINT MARY'S MEDICAL CENTER	22	15,609	1,825	10%	17,456
HEALTH CENTER AT SINAI RESIDENCES		16,942	506	3%	17,448
BIOCERNA LABS	461	14,582	2,112	12%	17,155
INFINITY BIOLOGIX LLC	49	14,432	578	4%	15,059
LEESBURG REGIONAL MEDICAL CENTER		12,993	1,627	11%	14,620
INDIAN RIVER MEDICAL CENTER LAB		13,669	850	6%	14,519
CLEVELAND CLINIC HOSPITAL LAB	4	12,706	1,678	12%	14,388
OSCEOLA REGIONAL MEDICAL CENTER	1	12,486	1,787	13%	14,274
HOMESTEAD HOSPITAL CLINICAL LABORATORY	25	11,578	2,403	17%	14,006
BAYFRONT HEALTH - ST PETERSBURG	17	11,727	1,901	14%	13,645
MEMORIAL HOSPITAL JACKSONVILLE	8	11,414	2,185	16%	13,607
MALABAR MEDICAL WALK IN CLINIC		11,592	1,801	13%	13,393
WELLINGTON REGIONAL MED CTR LAB	5	11,898	1,451	11%	13,354
NIGHT LITE PEDIATRIC CENTER LLC		11,621	1,200	9%	12,821
NORTHWEST MEDICAL CENTER	1	11,057	1,527	12%	12,585
ORANGE PARK MEDICAL CENTER	9	10,512	2,050	16%	12,571
MEMORIAL REGIONAL HOSPITAL CLINICAL LABORATORY	10	11,707	804	6%	12,521
WEST KENDALL BAPTIST HOSPITAL	10	10,070	2,327	19%	12,407
AHALABS		11,749	634	5%	12,383
LEE HEALTH - LEE MEMORIAL HOSPITAL		9,194	3,097	25%	12,291
DELRAY MEDICAL CENTER LAB	3	11,094	1,185	10%	12,282
PRIVA PATH LABS	55	11,552	667	5%	12,274
BETHESDA HOSPITAL EAST		11,139	1,048	9%	12,187
OAK HILL HOSPITAL		10,693	1,287	11%	11,980
FLORIDA HOSPITAL WATERMAN LABORATORY	70	10,997	857	7%	11,924
UNITED CLINICAL LABORATORY LLC	2	10,268	1,554	13%	11,824
VISTA CLINICAL DIAGNOSTICS	279	10,532	987	8%	11,798
LAWNWOOD REGIONAL MEDICAL CENTER	1	10,194	1,536	13%	11,731
ST MARKS HOSPITAL LABORATORY B	78	10,627	1,002	9%	11,707
CLEVELAND CLINIC TRADITION HOSPITAL		10,868	780	7%	11,648
BAPTIST HEALTH - SOUTH		10,724	881	8%	11,605
BINAXNOW	9	8,961	2,621	23%	11,591
PWN HEALTH	17	9,377	2,043	18%	11,437
WINTER HAVEN HOSPITAL CLINICAL LABORATORY	4	9,756	1,635	14%	11,395
ST ANTHONY'S HOSPITAL LAB	24	10,130	1,195	11%	11,349
GENESIS MEDICAL LABORATORY	125	9,545	1,586	14%	11,256
LARGO MEDICAL CENTER		10,024	1,190	11%	11,214
UHEALTH CORAL GABLES/LENNAR MED CTR	3	10,507	592	5%	11,102
BAPTIST HEALTHCARE - BAPTIST HOSPITAL	5	8,749	2,186	20%	10,940
INDIAN RIVER PATHOLOGY LLC		10,038	889	8%	10,927
GOOD SAMARITAN MEDICAL CENTER LAB	2	9,319	1,378	13%	10,699
MEDFAST URGENT CARE CENTERS, LLC	4	9,346	1,305	12%	10,655
WESTSIDE REGIONAL MED CTR	2	9,054	1,507	14%	10,563
LARKIN COMMUNITY HOSPITAL INC DBA CARDIOTROPIC		6,820	3,621	35%	10,441
ACCESS MEDICAL LABORATORIES	3	5,541	4,881	47%	10,425

COVID-19: testing by laboratory

Data through Jan 4, 2021 verified as of Jan 5, 2021 at 09:25 AM

Data in this report are provisional and subject to change.

The numbers in the table below represent the number of Florida and non-Florida residents for whom test results were received by the Department of Health. A person can be tested by more than one laboratory and can have both positive and negative results. **Therefore, the sum of the numbers in each column will be larger than the total number of people tested.**

Reporting lab	Inconclusive	Negative	Positive	Percent positive	Total
WEST FLORIDA HOSPITAL LAB		8,167	2,089	20%	10,256
ST JOSEPHS HOSPITAL	18	8,949	1,263	12%	10,230
GULF COAST MEDICAL CENTER MICROLAB		7,962	2,215	22%	10,177
MERCY HOSPITAL A CAMPUS OF PLANTATION GEN HOSP LAB	1	8,501	1,670	16%	10,172
MEDICAL CENTER OF TRINITY CLINICAL LABORATORY	1	9,115	1,054	10%	10,170
LARKIN COMMUNITY HOSPITAL	10	8,792	1,360	13%	10,162
PALMS WEST HOSPITAL LAB	2	8,685	1,439	14%	10,126
COAST DIAGNOSTICS LLC	38	9,084	833	8%	9,955
REGIONAL MEDCIAL CENTER BAYONET POINT	2	9,130	730	7%	9,862
SRQ DRIVE THROUGH		8,944	905	9%	9,849
MEASE COUNTRYSIDE LAB	13	8,820	951	10%	9,784
THE VILLAGES REGIONAL HOSPITAL		8,884	869	9%	9,753
NONA SCIENTIFIC	5	7,522	2,138	22%	9,665
LAKE CITY HM		8,976	684	7%	9,660
PALM BEACH BALL PARK		8,605	997	10%	9,602
HALIFAX MEDICAL CENTER LAB	35	8,170	1,354	14%	9,559
CORAL GABLES HOSPITAL CLINICAL LABORATORY		7,989	1,549	16%	9,538
AVECINA	17	8,857	642	7%	9,516
CAPITAL REGIONAL MEDICAL CTR		7,698	1,812	19%	9,510
WEST BOCA MEDICAL CENTER LAB		8,711	711	8%	9,422
AVENTURA HOSPITAL LAB		7,637	1,753	19%	9,390
MINUTECLINIC LLC		7,938	1,380	15%	9,318
MANATEE MEMORIAL HOSPITAL		8,544	759	8%	9,303
BLAKE MEDICAL CENTER		8,018	1,172	13%	9,190
LEE HEALTH - HEALTH PARK MEDICAL CENTER		7,587	1,515	17%	9,102
PALM BEACH GARDENS MEDICAL CTR LAB		8,244	856	9%	9,100
BOSTON HEART DIAGNOSTICS CORP		7,873	1,173	13%	9,046
FLORIDA HOSPITAL HEARTLAND MED CTR CLINICAL LAB	33	7,753	1,131	13%	8,917
CLARITY LAB SOLUTIONS	42	7,823	930	11%	8,795
GENOVA DIAGNOSTICS LABORATORY	34	8,095	644	7%	8,773
ADVENT HEALTH - WESLEY CHAPEL	14	7,947	783	9%	8,744
FLORIDA LABORATORY ANALYSIS		7,659	968	11%	8,627
THE HEALTHCARE DISTRICT OF PALM BEACH COUNTY	35	7,506	943	11%	8,484
PATHNOSTICS	23	6,543	1,902	22%	8,468
DOCTORS HOSPITAL	5	6,986	1,353	16%	8,344
BAPTIST HEALTH SOUTH FLORIDA - WEST KENDALL URGENT CARE		6,996	1,318	16%	8,314
P4 CLINICAL, LLC	114	7,461	737	9%	8,312
AVECINA MEDICAL OAKLEAF	3	6,977	1,330	16%	8,310
LAKE CITY MEDICAL CENTER		6,579	1,709	21%	8,288
ADVENTHEALTH CENTRA CARE LAKE BUENA VISTA		7,582	662	8%	8,244
AVECINA MEDICAL	4	6,167	2,044	25%	8,215
NEMOURS CHILDRENS HOSPITAL	1	7,486	366	5%	7,853
FLORIDA MEDICAL CENTER - A CAMPUS OF NORTH SHORE	2	6,876	942	12%	7,820
PLANTATION GENERAL HOSPITAL		6,573	1,218	16%	7,791
INFORM DIAGNOSTICS, INC		7,361	420	5%	7,781
CORAL SPRINGS MED CTR		6,939	720	9%	7,659
FLORIDA HOSPITAL FLAGLER	29	7,079	551	7%	7,659

COVID-19: testing by laboratory

Data through Jan 4, 2021 verified as of Jan 5, 2021 at 09:25 AM

Data in this report are provisional and subject to change.

The numbers in the table below represent the number of Florida and non-Florida residents for whom test results were received by the Department of Health. A person can be tested by more than one laboratory and can have both positive and negative results. **Therefore, the sum of the numbers in each column will be larger than the total number of people tested.**

Reporting lab	Inconclusive	Negative	Positive	Percent positive	Total
NCH NORTH NAPLES HOSPITAL LAB	15	6,733	829	11%	7,577
NORTHSIDE HOSPITAL AND HEART INSTITUTE		6,837	732	10%	7,569
FLORIDA HOSPITAL DELAND	10	6,450	943	13%	7,403
CENTRAL FLORIDA REGIONAL HOSPITAL		6,646	728	10%	7,374
NORTH SHORE MEDICAL CENTER		6,027	1,249	17%	7,276
LEON MEDICAL CENTERS LLC		5,600	1,602	22%	7,202
BROWARD HEALTH NORTH CLINICAL LABORATORY		6,358	790	11%	7,148
FLORIDA HOSPITAL ZEPHYRHILLS	10	6,415	676	10%	7,101
ALL CHILDREN'S HOSPITAL		6,594	456	6%	7,050
KD MEDICAL CHOICE LLC	1	6,362	670	10%	7,033
FLORIDA HOSPITAL OF CARROLLWOOD	22	5,940	909	13%	6,871
AMERICAN FAMILY CARE		3,689	3,180	46%	6,869
VIKOR SCIENTIFIC	10	5,557	1,256	18%	6,823
OCALA REGIONAL MEDICAL CENTER		5,990	821	12%	6,811
LUMINUS DIAGNOSTICS		6,205	536	8%	6,741
CARDIOPATH	1	6,040	641	10%	6,682
WEST PALM HOSPITAL LAB		6,140	532	8%	6,672
CLEVELAND CLINIC MARTIN SOUTH HOSPITAL	1	6,007	625	9%	6,633
LEE HEALTH - GULF COAST MEDICAL CENTER	2	5,308	1,270	19%	6,580
MEMORIAL HOSPITAL WEST LABORATORY SERVICES	14	5,917	616	9%	6,547
VISTA CLINICAL	8	3,782	2,674	41%	6,464
BAPTIST HEALTH - BEACHES		5,957	492	8%	6,449
MEDEXPRESS URGENT CARE	2	4,362	2,076	32%	6,440
BAPTIST HEALTH SOUTH FLORIDA - COUNTRY WALK URGENT CARE		5,326	1,050	16%	6,376
FULGENT DIAGNOSTICS	100	5,777	450	7%	6,327
EXPRESS GENE MOLECULAR DIAGNOSTICS LABORATORY		5,156	1,139	18%	6,295
SOUTH BAY HOSPITAL CLINICAL LAB		5,530	568	9%	6,098
MORTON PLANT-MEASE	4	5,543	507	8%	6,054
MEDARBOR DIAGNOSTICS	1	5,043	1,003	17%	6,047
LABSTAT LLC	2	5,587	325	5%	5,914
POINCIANA MEDICAL CENTER		4,604	1,274	22%	5,878
MEMORIAL HOSPITAL MICRO		5,452	413	7%	5,865
WEST MARION COMMUNITY HOSPITAL LAB		4,968	844	15%	5,812
ARCPPOINT LABS OF FORT MYERS	4	5,050	756	13%	5,810
ANNE BATES LEACH EYE HOSPITAL/ ABLEH MICROBIOLOGY LABORATORY		5,708	85	1%	5,793
LAKEWOOD RANCH MEDICAL CENTER		5,341	441	8%	5,782
FLORIDA HOSPITAL FISH MEMORIAL	19	4,920	759	13%	5,698
BAPTIST HEALTH SOUTH FLORIDA - MIAMI LAKES URGENT CARE		4,483	1,192	21%	5,675
CLEVELAND CLINIC MARTIN NORTH HOSPITAL		5,001	595	11%	5,596
ST LUCIE MEDICAL CENTER		4,446	1,027	19%	5,473
ST JOSEPHS NORTH HOSPITAL LAB	7	4,767	691	13%	5,465
PRECISION HEALTH RESOURCES LLC		5,086	356	7%	5,442
BAYCARE COMMUNITY HEALTH		5,251	134	2%	5,385
CernerELR_Advent		4,638	636	12%	5,274
MARTIN HOSPITAL SOUTH LAB		4,966	281	5%	5,247
UNKNOWN	3	2,898	2,291	44%	5,192
AVERO DIAGNOSTICS - IRVING	6	4,822	349	7%	5,177

COVID-19: testing by laboratory

Data through Jan 4, 2021 verified as of Jan 5, 2021 at 09:25 AM

Data in this report are provisional and subject to change.

The numbers in the table below represent the number of Florida and non-Florida residents for whom test results were received by the Department of Health. A person can be tested by more than one laboratory and can have both positive and negative results. **Therefore, the sum of the numbers in each column will be larger than the total number of people tested.**

Reporting lab	Inconclusive	Negative	Positive	Percent positive	Total
HIALEAH HOSPITAL	4	4,038	1,114	22%	5,156
IMPERIAL POINT MEDICAL CENTER		4,740	413	8%	5,153
BAPTIST HEALTH SOUTH FLORIDA - WESTCHESTER URGENT CARE		4,140	917	18%	5,057
SUNRISE MEDICAL LABORATORIES	2	4,728	322	6%	5,052
BAPTIST HEALTH - NASSAU		4,798	249	5%	5,047
BAPTIST HEALTH SOUTH FLORIDA - DORAL URGENT CARE		4,025	996	20%	5,021
OVIEDO MEDICAL CENTER		4,501	512	10%	5,013
SANTA ROSA MEDICAL CENTER		4,074	899	18%	4,973
ISPM LABS, LLC DBA CAPSTONE DIAGNOSTICS, LLC		4,704	173	4%	4,877
TROPICANA FIELD - LOT 2□	18	4,380	415	9%	4,813
HOLIDAY CVS LLC		4,595	209	4%	4,804
H LEE MOFFITT CANCER CENTER LABORATORY		4,639	122	3%	4,761
FORT WALTON BEACH MEDICAL CENTER		4,027	654	14%	4,681
BAYFRONT HEALTH - VENICE REGIONAL MEDICAL	1	4,269	372	8%	4,642
SOUTH FLORIDA BAPTIST HOSPITAL MICRO	3	3,956	676	15%	4,635
ST PETERSBURG GENERAL HOSPITAL		3,842	726	16%	4,568
FLORIDA HOSPITAL OCALA		4,092	473	10%	4,565
BAPTIST HEALTH SOUTH FLORIDA - PEMBROKE PINES URGENT CARE		3,859	698	15%	4,557
SYNERGY LABORATORIES	7	4,073	473	10%	4,553
NIGHT LITE PEDIATRICS	4	3,317	1,209	27%	4,530
FLORIDA HOSPITAL NORTH PINELLAS	11	4,100	337	8%	4,448
ADVENTHEALTH CENTRA CARE WINTER GARDEN	1	4,053	377	9%	4,431
MOFFITT CANCER CENTER	6	4,309	91	2%	4,406
EGLIN AIR FORCE BASE	12	3,211	1,180	27%	4,403
GENE BY GENE, GENOMICS RESEARCH CENTER LAB	39	4,135	192	4%	4,366
ADVENTHEALTH CENTRA CARE DR PHILLIPS		4,055	289	7%	4,344
ADVENTHEALTH CENTRA CARE WINTER PARK		4,047	282	7%	4,329
BAPTIST HEALTH SOUTH FLORIDA - CORAL SPRINGS URGENT CARE		3,746	571	13%	4,317
NATIONWIDE LABORATORY SERVICES INC	176	3,503	571	13%	4,250
HEALTHQUEST ESOTERICS		3,065	1,129	27%	4,194
SOLARIS DIAGNOSTICS	5	3,699	422	10%	4,126
ADVENTHEALTH CENTRA CARE UNIVERSITY		3,821	296	7%	4,117
QDX PATHOLOGY SERVICES	1	3,789	324	8%	4,114
BAYFRONT HEALTH - PORT CHARLOTTE		3,717	343	8%	4,060
UNIVERSITY HOSPITAL AND MEDICAL CENTER		3,131	920	23%	4,051
ADVENTHEALTH CENTRA CARE ST CLOUD		3,557	465	12%	4,022
NIGHT LITE PEDIATRICS URGENT CARE	1	3,413	575	14%	3,989
PUTNAM COMMUNITY MEDICAL CENTER		3,496	493	12%	3,989
PHYSICIANS REGIONAL MEDICAL CENTER - PINE RIDGE RD	1	3,263	684	17%	3,948
CARDIOTROPIC LABS	83	3,141	724	18%	3,948
SYNERGY DIAGNOSTIC LABORATORY	84	3,464	394	10%	3,942
DOCTORS URGENT CARE LLC	1	3,201	733	19%	3,935
ADVENTHEALTH CENTRA CARE HUNTERS CREEK		3,497	437	11%	3,934
BAPTIST HEALTH - NORTH		3,029	858	22%	3,887
MEDEXPRESS URGENT CARE OF BOYNTON BEACH LLC		3,612	156	4%	3,768
MEASE DUNEDIN HOSPITAL	5	3,432	326	9%	3,763
ANGEL KIDS PEDIATRICS		3,500	190	5%	3,690

COVID-19: testing by laboratory

Data through Jan 4, 2021 verified as of Jan 5, 2021 at 09:25 AM

Data in this report are provisional and subject to change.

The numbers in the table below represent the number of Florida and non-Florida residents for whom test results were received by the Department of Health. A person can be tested by more than one laboratory and can have both positive and negative results. **Therefore, the sum of the numbers in each column will be larger than the total number of people tested.**

Reporting lab	Inconclusive	Negative	Positive	Percent positive	Total
MEDICAL DNA LABS LLC	2	3,407	272	7%	3,681
ADVENTHEALTH CENTRA CARE WATERFORD LAKES		3,287	388	11%	3,675
ADVENTHEALTH CENTRA CARE LEE ROAD		3,364	289	8%	3,653
MEDEXPRESS URGENT CARE HUDSON		3,222	425	12%	3,647
ACUTIS DIAGNOSTICS	16	3,032	574	16%	3,622
SUNCOAST PATHOLOGY ASSOCIATES		3,338	282	8%	3,620
PALMS OF PASADENA HOSPITAL		3,212	401	11%	3,613
CLARITY LAB SOLUTIONS LLC		3,608	4	0%	3,612
NORTHWEST FLORIDA COMMUNITY HOSPITAL	24	2,549	1,021	28%	3,594
ADVENTHEALTH CENTRA CARE CLERMONT		3,266	320	9%	3,586
WESTCHESTER HOSPITAL	23	2,890	666	19%	3,579
CLINICAL REFERENCE LABORATORY	2	3,400	133	4%	3,535
BAPTIST HEALTH SOUTH FLORIDA - CORAL GABLES (UNIVERSITY) URGENT CARE		3,095	437	12%	3,532
SARKIS CLINICAL TRIALS	6	3,104	416	12%	3,526
DOCTORS HOSPITAL OF SARASOTA CLINICAL LABORATORY		3,105	415	12%	3,520
RAULERSON HOSPITAL		2,936	562	16%	3,498
ADVENTHEALTH CENTRA CARE SANFORD		3,186	294	8%	3,480
ADVENTHEALTH CENTRA CARE LAKE LAND	1	3,072	396	11%	3,469
BAPTIST HEALTH SOUTH FLORIDA - TAMiami TRAIL URGENT CARE		2,769	691	20%	3,460
ADVENTHEALTH CENTRA CARE APOPKA		3,064	392	11%	3,456
ADVENTHEALTH CENTRA CARE KISSIMMEE		3,144	269	8%	3,413
TRINITY SPRINGS		3,005	395	12%	3,400
COMMUNITY HEALTH CENTERS OF PINELLAS INC		2,700	671	20%	3,371
BAPTIST HEALTH SOUTH FLORIDA - PINECREST URGENT CARE		2,926	445	13%	3,371
URGENT CARE CURE	2	2,916	447	13%	3,365
ADVENTHEALTH CENTRA CARE LAKE MARY		3,097	267	8%	3,364
THE CENTER FOR URGENT CARE	3	2,708	594	18%	3,305
MIDWAY SPECIALTY CARE CENTER DIAGNOSTICS	38	3,046	217	7%	3,301
BAPTIST HEALTH SOUTH FLORIDA - CORAL GABLES URGENT CARE		2,761	526	16%	3,287
MEDEXPRESS URGENT CARE - ESTERO		3,014	261	8%	3,275
MEMORIAL HOSPITAL- MIRAMAR	12	2,997	253	8%	3,262
ATLANTIS URGENT CARE	1	2,118	1,141	35%	3,260
ADVENTIST HEALTH SYSTEMS, SUNBELT INC		2,961	285	9%	3,246
EMPIRE CITY LABORATORIES INC	29	2,794	412	13%	3,235
BAPTIST HEALTH SOUTH FLORIDA - KENDALE LAKES URGENT CARE		2,543	639	20%	3,182
BETHESDA HOSPITAL WEST		2,880	287	9%	3,167
TWIN CITIES HOSPITAL	1	2,769	375	12%	3,145
ADVENTHEALTH CENTRA CARE MOUNT DORA		2,821	299	10%	3,120
BAPTIST HEALTH SOUTH FLORIDA - PALMETTO BAY URGENT CARE		2,616	498	16%	3,114
AHCC WESLEY CHAPEL		2,795	255	8%	3,050
ADVENTHEALTH CENTRA CARE ALTAMONTE		2,740	256	9%	2,996
BAYFRONT HEALTH - SEVEN RIVERS		2,722	266	9%	2,988
HEALTH FIRST ADVENTHEALTH CENTRA CARE GATEWAY	1	2,710	247	8%	2,958
MINUTECLINIC LLC #3703		2,526	429	15%	2,955
DOCTORS URGENT CARE OF LUTZ LLC	1	2,304	606	21%	2,911
MINUTECLINIC		2,558	352	12%	2,910
ASCENSION SACRED HEART - EMERALD COAST		2,413	491	17%	2,904

COVID-19: testing by laboratory

Data through Jan 4, 2021 verified as of Jan 5, 2021 at 09:25 AM

Data in this report are provisional and subject to change.

The numbers in the table below represent the number of Florida and non-Florida residents for whom test results were received by the Department of Health. A person can be tested by more than one laboratory and can have both positive and negative results. **Therefore, the sum of the numbers in each column will be larger than the total number of people tested.**

Reporting lab	Inconclusive	Negative	Positive	Percent positive	Total
BAPTIST HEALTH SOUTH FLORIDA - DAVIE URGENT CARE		2,447	454	16%	2,901
MEDEXPRESS URGENT CARE - WEST TAMPA		2,680	214	7%	2,894
STONE CLINICAL LABORATORIES		2,789	96	3%	2,885
BAPTIST HEALTH SOUTH FLORIDA - WESTON URGENT CARE		2,578	306	11%	2,884
COASTAL MED URGENT CARE		1,646	1,238	43%	2,884
PEDIATRIC HEALTH CARE ALLIANCE PA		2,624	244	9%	2,868
ADVENTHEALTH CENTRA CARE OVIEDO		2,551	301	11%	2,852
BAYFRONT HEALTH - BROOKSVILLE		2,484	350	12%	2,834
WALGREENS ORLANDO	3	2,494	328	12%	2,825
MEDEXPRESS URGENT CARE - ROYAL PALM BEACH		2,636	185	7%	2,821
VETERANS AFFAIRS MEDICAL CENTER - ORLANDO		1,342	1,454	52%	2,796
WALGREEN CO	2	2,446	317	11%	2,765
ADVENTHEALTH CENTRA CARE AZALEA PARK		2,464	292	11%	2,756
MEDCOMP SCIENCES LLC	29	1,321	1,398	51%	2,748
MEDEXPRESS URGENT CARE PALM BEACH GARDENS		2,617	129	5%	2,746
MICROGEN DX		2,212	528	19%	2,740
MEDEXPRESS URGENT CARE - GOLDEN GATE		2,509	214	8%	2,723
TALLAHASSEE PRIMARY CARE ASSOCIATES		2,395	299	11%	2,694
LAKESIDE MEDICAL CENTER		2,132	552	21%	2,684
ADVENTHEALTH CENTRA CARE PORT ORANGE		2,510	167	6%	2,677
CENTRA CARE – WATERFORD LAKES		2,097	575	22%	2,672
ADVENT HEALTH - HEART OF FLORIDA ER	1	2,351	316	12%	2,668
BARTOW REGIONAL MEDICAL CENTER	1	2,284	380	14%	2,665
HEALTH FIRST ADVENTHEALTH CENTRA CARE TITUSVILLE		2,448	202	8%	2,650
ADVENTHEALTH CENTRA CARE ORANGE LAKE		2,409	239	9%	2,648
ADVENTHEALTH CENTRA CARE LONGWOOD		2,475	172	6%	2,647
ENGLEWOOD COMMUNITY HOSPITAL		2,387	248	9%	2,635
ADVENTHEALTH CENTRA CARE SAND LAKE		2,477	156	6%	2,633
AMELIA URGENT CARE		1,475	1,129	43%	2,604
US BIOTEK LABORATORIES	6	2,281	289	11%	2,576
PRECISION HEALTH SOLUTIONS		2,503	68	3%	2,571
CITRUS MEMORIAL HOSPITAL LABORATORY		2,219	322	13%	2,541
EMERALD COAST URGENT CARE		1,928	613	24%	2,541
ADVENT HEALTH - OCALA		2,124	413	16%	2,537
BAYA PHARMACY & URGENT CARE		1,781	750	30%	2,531
BAPTIST HEALTH SOUTH FLORIDA - BRICKELL URGENT CARE		2,109	420	17%	2,529
SELECT LABORATORIES - MARION COUNTY, FL LLC	3	2,339	180	7%	2,522
BAPTIST HEALTH URGENT CARE AT SAWGRASS		2,125	394	16%	2,519
INDIAN RIVER MEDICAL CENTER		2,156	360	14%	2,516
DESOTO MEMORIAL HOSPITAL	3	2,071	440	18%	2,514
MEDEXPRESS URGENT CARE - LAKELAND		2,263	227	9%	2,490
MEMORIAL HOSPITAL PEMBROKE	3	2,191	291	12%	2,485
PARAMOUNT URGENT CARE		1,210	1,273	51%	2,483
NCH DOWNTOWN NAPLES HOSPITAL	9	2,168	298	12%	2,475
BMCT Molecular Diagnostics Subsection		2,009	435	18%	2,444
HIGHLANDS REGIONAL MEDICAL CENTER		1,910	517	21%	2,427
NCH NORTH NAPLES HOSPITAL	4	2,051	340	14%	2,395

COVID-19: testing by laboratory

Data through Jan 4, 2021 verified as of Jan 5, 2021 at 09:25 AM

Data in this report are provisional and subject to change.

The numbers in the table below represent the number of Florida and non-Florida residents for whom test results were received by the Department of Health. A person can be tested by more than one laboratory and can have both positive and negative results. **Therefore, the sum of the numbers in each column will be larger than the total number of people tested.**

Reporting lab	Inconclusive	Negative	Positive	Percent positive	Total
HOLIDAY CVS LLC DBA CVS PHARMACY #5154		2,328	52	2%	2,380
DOCTORS TEST CENTERS		2,065	297	13%	2,362
HealthSentry_UHS	1	2,148	197	8%	2,346
ADVENTHEALTH CENTRA CARE LEESBURG		2,091	243	10%	2,334
ADVENTHEALTH CENTRA CARE SOUTH ORANGE		2,109	213	9%	2,322
PALMS MEDICAL GROUP	5	1,693	616	27%	2,314
LEE HEALTH - COCONUT POINT CLINICAL LAB	2	1,872	433	19%	2,307
BAYFRONT HEALTH - PUNTA GORDA		2,136	151	7%	2,287
SPORTS DRUG TESTING LABORATORY	39	2,172	69	3%	2,280
COMMUNITY HEALTH NORTHWEST FLORIDA	4	1,739	531	23%	2,274
PRIMEHEALTH URGENT CARE	1	1,865	360	16%	2,226
ESCAMBIA COMMUNITY CLINICS INC	6	1,635	575	26%	2,216
ADVENTHEALTH PROMPT CARE	1	1,550	665	30%	2,216
CENTRA CARE SAINT CLOUD	1	1,885	303	14%	2,189
BAYFRONT HEALTH - SPRING HILL		1,979	197	9%	2,176
EMERALD COAST URGENT CARE LLC		1,596	573	26%	2,169
ADVENTHEALTH CENTRA CARE COLONIAL TOWN		1,988	166	8%	2,154
EMERALD COAST URGENT CARE, LLC	1	1,609	533	25%	2,143
LOWER KEYS MEDICAL CENTER		1,890	233	11%	2,123
PHYSICIANS STAT LAB	2	1,016	1,081	52%	2,099
MARINERS HOSPITAL		1,904	195	9%	2,099
BAPTIST HEALTHCARE - GULF BREEZE HOSPITAL	3	1,752	341	16%	2,096
FLORIDA FAMILY LABORATORY, INC DBA	4	1,932	152	7%	2,088
MEDEXPRESS URGENT CARE CAPE CORAL		1,774	291	14%	2,065
BAPTIST HEALTH EMERGENCY CENTER COUNTRY WALK	1	1,731	327	16%	2,059
BAPTIST HEALTH - CLAY		1,742	307	15%	2,049
PHYSICIANS REGIONAL MEDICAL CENTER - COLLIER BLVD	1	1,522	524	26%	2,047
HEALTH FIRST ADVENTHEALTH CENTRA CARE COCOA		1,872	152	8%	2,024
MEDEXPRESS URGENT CARE - DELAND		1,840	180	9%	2,020
ADVENT HEALTH - NEW SMYRNA		1,573	429	21%	2,002
BAPTIST HEALTH - OAKLEAF		1,641	345	17%	1,986
SCION LAB SERVICES LLC	20	1,801	147	7%	1,968
DOC SMILEY'S URGENT CARE		1,705	247	13%	1,952
PROHEALTH		708	1,240	64%	1,948
BAPTIST HEALTH SOUTH FLORIDA - MIAMI BEACH URGENT CARE		1,674	266	14%	1,940
NXGEN MDX LLC	3	1,759	178	9%	1,940
NCF DIAGNOSTICS & DNA TECHNOLOGIES LAB	55	1,613	251	13%	1,919
HEALTH FIRST ADVENTHEALTH CENTRA CARE MALABAR		1,718	168	9%	1,886
MEDEXPRESS URGENT CARE LEHIGH ACRES		1,625	207	11%	1,832
MINUTECLINIC LLC # 0709		1,553	249	14%	1,802
ADVENTIST HEALTH SYSTEMS SUNBELT IN DBA		1,670	130	7%	1,800
LABORATORY OF FLORIDA LLC	40	1,641	112	6%	1,793
VENTURE MEDICAL OF FLORIDA LLC		1,616	160	9%	1,776
ASSOCIATED PATHOLOGISTS, LLC	3	1,454	313	18%	1,770
MEDEXPRESS FORT MYERS		1,534	218	12%	1,752
ADVENTHEALTH CENTRA CARE KIDS LAKE MARY		1,634	97	6%	1,731
PREMIER URGENT CARE OF BREVARD LLC		1,466	255	15%	1,721

COVID-19: testing by laboratory

Data through Jan 4, 2021 verified as of Jan 5, 2021 at 09:25 AM

Data in this report are provisional and subject to change.

The numbers in the table below represent the number of Florida and non-Florida residents for whom test results were received by the Department of Health. A person can be tested by more than one laboratory and can have both positive and negative results. **Therefore, the sum of the numbers in each column will be larger than the total number of people tested.**

Reporting lab	Inconclusive	Negative	Positive	Percent positive	Total
MEDEXPRESS PORT CHARLOTTE		1,570	139	8%	1,709
ADVENT HEALTH CENTRA CARE -WINTER PARK KIDS URGENT CARE		1,539	142	8%	1,681
TAMPA COMMUNITY HOSPITAL		1,398	262	16%	1,660
FLOWERS HOSPITAL		1,510	148	9%	1,658
GENUS3		1,594	64	4%	1,658
MEDONE PLLC		1,259	353	22%	1,612
JW PLASTIC SURGERY		1,368	237	15%	1,605
PARAMOUNT URGENT CARE - WINDERMERE		1,037	566	35%	1,603
OPTEO LABORATORY		1,528	33	2%	1,561
PHARMCO RX	1	1,423	134	9%	1,558
MINUTECLINIC LLC #3631		1,312	244	16%	1,556
MINUTECLINIC LLC 5852		1,316	234	15%	1,550
DONALD W ROBERTSON DO PA		1,172	378	24%	1,550
MELBOURNE MEDICAL LABORATORY☐	2	1,329	197	13%	1,528
MEDEXPRESS URGENT CARE - VERO BEACH		1,307	188	13%	1,495
MEDEXPRESS URGENT CARE CORAL SPRINGS		1,364	127	9%	1,491
SPARROW HEALTHCARE	2	1,260	214	14%	1,476
FLORIDA MEDICAL CLINIC	3	754	712	48%	1,469
LEE HEALTH CONVENIENT CARE - PAGE FIELD		1,222	243	17%	1,465
NORTH SHORE LONG ISLAND JEWISH HEALTH		1,403	62	4%	1,465
FLORIDA COMMUNITY HEALTH CENTER		1,196	258	18%	1,454
PARAMOUNT URGENT CARE - ORLANDO		976	462	32%	1,438
DYNIX DIAGNOSTIX		1,198	224	16%	1,422
BIOCERNA LLC	9	1,248	164	12%	1,421
GESSLER CLINIC		866	550	39%	1,416
JACKSON HOSPITAL CLINICAL LABORATORY		1,217	196	14%	1,413
UHEALTH DEERFIELD BEACH/UMSYLVESTER DEERFIELD BEACH LABORATORY	3	1,354	53	4%	1,410
PATIENTS CHOICE LABORATORIES		828	581	41%	1,409
MEDFAST URGENT CARE CENTERS LLC		102	1,307	93%	1,409
MEDEXPRESS URGENT CARE - CLEWISTON		1,192	212	15%	1,404
MARTIN HEALTH SYSTEM - ST LUCIE WEST		1,255	129	9%	1,384
MC DIAGNOSTIC OF CONNECTICUT, PC #2220		1,177	204	15%	1,381
ADVANCE MEDICAL OF NAPLES		309	1,072	78%	1,381
PRIMEHEALTH URGENT CARE INC		1,197	178	13%	1,375
ASCENSION ST VINCENT'S - SOUTHSIDE		1,309	49	4%	1,358
BARDMOOR LABORATORY	9	1,159	189	14%	1,357
LABTECH DIAGNOSTIC		1,098	248	18%	1,346
IGENOMIX USA LLC	38	1,181	120	9%	1,339
NCH NORTHEAST	6	1,000	324	24%	1,330
PARAMOUNT URGENT CARE - OVIEDO		825	504	38%	1,329
ADVENTHEALTH CENTRA CARE		1,180	129	10%	1,309
ACCU REFERENCE MEDICAL LAB		879	424	33%	1,303
ASSURANCE SCIENTIFIC LABORATORIES	1	1,028	263	20%	1,292
ARCPOINT LABS		773	516	40%	1,289
SHELL POINT NURSING PAVILION	1	1,248	38	3%	1,287
CAREFAST+		860	425	33%	1,285
BAPTIST HEALTH SOUTH FLORIDA - COUNTRY WALK URGENT CARE EXPRESS		1,088	171	14%	1,259

COVID-19: testing by laboratory

Data through Jan 4, 2021 verified as of Jan 5, 2021 at 09:25 AM

Data in this report are provisional and subject to change.

The numbers in the table below represent the number of Florida and non-Florida residents for whom test results were received by the Department of Health. A person can be tested by more than one laboratory and can have both positive and negative results. **Therefore, the sum of the numbers in each column will be larger than the total number of people tested.**

Reporting lab	Inconclusive	Negative	Positive	Percent positive	Total
DR G'S URGENT CARE		1,103	152	12%	1,255
BAY MEDICAL CENTER SACRED HEART HEALTH SYSTEM		909	327	26%	1,236
CARENOW URGENT CARE		772	457	37%	1,229
MINUTECLINIC LLC #4415		997	230	19%	1,227
ADVENT HEALTH - DADE CITY		1,090	126	10%	1,216
CLINICORE		1,124	91	7%	1,215
ADVENTHEALTH CENTRA CARE CONWAY		1,051	148	12%	1,199
ACCESS MEDICAL LABS		746	448	38%	1,194
UNIVERSITY OF ALABAMA AT BIRMINGHAM		1,158	31	3%	1,189
MINUTECLINIC LLC #5249		932	245	21%	1,177
PATIENTS FIRST - THOMASVILLE ROAD		1,037	137	12%	1,174
TEMPUS CLINICAL LABORATORY	9	1,034	127	11%	1,170
EMERGENCY PHYSICIANS MEDICAL CENTER		253	915	78%	1,168
PARRISH MEDICAL CENTER	1	1,032	128	11%	1,161
MEDEXPRESS URGENT CARE BOCA RATON		1,062	78	7%	1,140
NYU HOSPITALS CENTER CLINICAL LABORATORIES		1,104	34	3%	1,138
BAPTIST HEALTH SOUTH FLORIDA - KEY BISCANE URGENT CARE EXPRESS		985	132	12%	1,117
CAPSTONE HEALTHCARE		782	328	30%	1,110
VERITAS GENETICS	61	932	103	9%	1,096
ASCENSION SACRED HEART - GULF		823	270	25%	1,093
MINUTECLINIC LLC #5253		939	150	14%	1,089
VAVA PARTNERS LLC		436	647	60%	1,083
QUICK CARE MED PL	2	903	172	16%	1,077
AMELIA EXPRESS CARE		642	433	40%	1,075
PRO CLINIC		951	119	11%	1,070
BRASHEAR'S VITAL CARE CORP		754	309	29%	1,063
RAINBOW RIVER MEDICAL LABORATORY		977	82	8%	1,059
AMELIA EXPRESS CARE LLC		917	137	13%	1,054
PHYSICIAN ASSOCIATES		947	102	10%	1,049
MINUTECLINIC LLC #3463		889	152	15%	1,041
COASTAL LABORATORIES		796	237	23%	1,033
LAB24 INC	3	364	665	64%	1,032
TOM LEE COMMUNITY HEALTH CENTER		693	327	32%	1,020
EPN URGENT CARE NAPLES	2	746	264	26%	1,012
PHYSICIANS PRIMARY CARE	2	860	147	15%	1,009
BAYFRONT HEALTH - CITRUS HILLS		847	160	16%	1,007
GENESIS LABORATORY MANAGEMENT	8	828	151	15%	987
MEDEXPRESS URGENT CARE - JAX ATLANTIC BLVD		867	117	12%	984
MINUTECLINIC LLC #5854		813	156	16%	969
VERITOR		844	121	13%	965
MINI ER WATERFORD LAKES, THE		803	128	14%	931
LAKE WALES MEDICAL CENTER INC		821	107	12%	928
HOLIDAY CVS LLC DBA CVS PHARMACY #5155		896	32	3%	928
VRL EUROFINs - DALLAS		913	13	1%	926
NORTH FLORIDA PEDIATRICS-TALLAHASSEE		849	72	8%	921
MINUTECLINIC LLC #5190		771	149	16%	920
CHARLES AIESI CONSULTING INC	3	818	97	11%	918

COVID-19: testing by laboratory

Data through Jan 4, 2021 verified as of Jan 5, 2021 at 09:25 AM

Data in this report are provisional and subject to change.

The numbers in the table below represent the number of Florida and non-Florida residents for whom test results were received by the Department of Health. A person can be tested by more than one laboratory and can have both positive and negative results. **Therefore, the sum of the numbers in each column will be larger than the total number of people tested.**

Reporting lab	Inconclusive	Negative	Positive	Percent positive	Total
PENSACOLA PEDIATRICS PA	1	803	111	12%	915
PARAMOUNT URGENT CARE INC		286	628	69%	914
ACCESS POINT HEALTHCARE URGENT & PRIMARY CARE		616	276	31%	892
FAST TRACK URGENT CARE CENTER		4	885	100%	889
GENE TOX WORLDWIDE	60	724	99	11%	883
UHEALTH CLINIC AT WALGREENS		727	156	18%	883
MINUTECLINIC LLC #7886		768	109	12%	877
BAPTIST HEALTHCARE - JAY HOSPITAL		651	221	25%	872
DOC SMILEYS URGENT CARE LLC		700	166	19%	866
SOLARIS HEALTHCARE PALATKA		843	16	2%	859
PEDIATRIC HEALTH CARE ALLIANCE - NORTHDAL		791	67	8%	858
STEWART REFERENCE LABORATORY	1	539	317	37%	857
STAGEZERO LIFE SCIENCES INC	1	782	71	8%	854
HISTOPATHOLOGY SERVICES, LLC		751	94	11%	845
NEIGHBORHOOD MEDICAL CENTER INC	13	757	63	8%	833
BAPTIST HEALTH EMERGENCY CENTER AT WEST CORAL WAY		627	201	24%	828
HOLMES REG MED CENTER CLINICAL LAB		684	141	17%	825
ST ANNES NURSING CENTER		806	17	2%	823
LENCO MEDICAL LABORATORY		795	26	3%	821
WHITE WILSON MEDICAL CENTER		88	730	89%	818
FLORIDA HOSPITAL ORLANDO		743	74	9%	817
BOND URGENT CARE LLC		592	217	27%	809
ASCENSION ST VINCENT'S - CLAY		775	29	4%	804
SMA LAB	2	722	77	10%	801
TREASURE COAST MEDICAL ASSOCIATES INC		587	208	26%	795
NITE LITE PEDIATRICS		230	562	71%	792
MINUTECLINIC LLC		684	108	14%	792
PHAROS HEALTH		623	167	21%	790
PARAMOUNT URGENT CARE VILLAGES		506	283	36%	789
ELLENTON URGENT CARE		572	212	27%	784
ED FRASER MEMORIAL HOSPITAL		606	174	22%	780
NCHMD INC		631	145	19%	776
PRIMARY CARE OF THE TREASURE COAST		676	84	11%	760
MACDILL AIR FORCE BASE		709	51	7%	760
CAREFAST MURABELLA		501	248	33%	749
COASTAL PEDIATRIC GROUP		656	89	12%	745
CENTRA CARE		443	300	40%	743
NAPLES URGENT CARE	1	480	261	35%	742
DYNIX DIAGNOSTICS	2	522	216	29%	740
MINUTECLINIC LLC #3705		649	84	11%	733
PALM HARBOR PHARMACY		628	97	13%	725
DEPARTMENT OF CLINICAL LABS		711	14	2%	725
NONE		308	415	57%	723
MINUTECLINIC LLC #5069		610	107	15%	717
ADVENT HEALTH LAB - ORLANDO		430	282	40%	712
DISNEY COVID TEST SITE		703	9	1%	712
BROWNWOOD CARE CENTER		631	77	11%	708

COVID-19: testing by laboratory

Data through Jan 4, 2021 verified as of Jan 5, 2021 at 09:25 AM

Data in this report are provisional and subject to change.

The numbers in the table below represent the number of Florida and non-Florida residents for whom test results were received by the Department of Health. A person can be tested by more than one laboratory and can have both positive and negative results. **Therefore, the sum of the numbers in each column will be larger than the total number of people tested.**

Reporting lab	Inconclusive	Negative	Positive	Percent positive	Total
INTEGRITY LABORATORIES, LLC	1	567	132	19%	700
FLAGLER HOSPITAL LABORATORY	8	31	648	94%	687
THE HEALTH CENTER OF PLANT CITY		653	34	5%	687
PREMIER MEDICAL LABORATORY SERVICES	1	463	222	32%	686
TYNDALL AIR FORCE BASE		529	153	22%	682
MARION E FETHER MEDICAL CENTER, THE		628	52	8%	680
TACACHALE CLINICAL LABORATORY		653	25	4%	678
LABORATORY SPECIALISTS OF MICHIGAN		501	177	26%	678
EUROFINS NTD, LLC		641	35	5%	676
MINI ER ADULT AND PEDIATRIC URGENT CARE		574	98	15%	672
MINUTECLINIC LLC #5214		609	62	9%	671
MINUTECLINIC LLC #3662		570	94	14%	664
VENICE REGIONAL MEDICAL CENTER		573	86	13%	659
MINUTECLINIC, LLC DBA MINUTECLINIC #4717		635	21	3%	656
NCH HEALTHCARE SYSTEM MICROBIOLOGY LAB		1	653	100%	654
WILLOWBROOKE COURT AT EDGEWATER POINTE ESTATES		645	8	1%	653
CENTRA CARE - SOUTH ORANGE		476	175	27%	651
MINUTECLINIC LLC # 0514		572	73	11%	645
MINUTE CLINIC LLC		558	86	13%	644
MAVERICK LABS		456	186	29%	642
MEDICAL FP - WHOLE FAMILY HEALTH CENTER		529	112	17%	641
BAPTIST HEALTH - MD ANDERSON CANCER CENTER		636	4	1%	640
Tampa Lakes Health and Rehabilitation Center	2	568	67	11%	637
OPTUM LABS LLC		528	102	16%	630
VITAS HEALTHCARE CORPORATION OF FLA		626	3	0%	629
BLUE MED CONSULTANTS		612	16	3%	628
NORTH OKALOOSA MEDICAL CENTER		379	249	40%	628
DOCTOR'S MEMORIAL HOSPITAL		480	144	23%	624
ADVENT HEALTH CENTRA CARE - MOUNT DORA		276	343	55%	619
MINUTECLINIC LLC #7887		555	63	10%	618
Community_Health		493	122	20%	615
MINUTECLINIC LLC #1067		529	85	14%	614
Victoria Nursing and Rehabilitation Center		575	38	6%	613
NORTH SHORE LIJ URGENT CARE PC		581	31	5%	612
CVS HEALTH		440	171	28%	611
PATIENTS FIRST LAKE ELLA MEDICAL CENTER		541	69	11%	610
HOLY CROSS HOSPITAL		12	597	98%	609
LEE COUNTY EMERGENCY MEDICAL SERVICE		522	78	13%	600
PATIENTS FIRST - MAHAN DRIVE		164	435	73%	599
ARCPOINT LABS OF CORAL SPRINGS FL		537	58	10%	595
MINUTECLINIC LLC # 3579		509	83	14%	592
MINUTECLINIC LLC #1055		445	143	24%	588
MINUTECLINIC LLC #1771		490	96	16%	586
NORTH FLORIDA PEDIATRICS - LAKE CITY		423	159	27%	582
POINT OF CARE TESTING SITE		556	23	4%	579
MINUTECLINIC, LLC (CLINIC 10699)		499	80	14%	579
PARAMOUNT URGENT CARE - CLERMONT		426	150	26%	576

COVID-19: testing by laboratory

Data through Jan 4, 2021 verified as of Jan 5, 2021 at 09:25 AM

Data in this report are provisional and subject to change.

The numbers in the table below represent the number of Florida and non-Florida residents for whom test results were received by the Department of Health. A person can be tested by more than one laboratory and can have both positive and negative results. **Therefore, the sum of the numbers in each column will be larger than the total number of people tested.**

Reporting lab	Inconclusive	Negative	Positive	Percent positive	Total
LAKELAND REGIONAL HEALTH - PWC/OB		36	539	94%	575
ADVENT HEALTH CENTRA CARE - WATERFORD LAKES		481	94	16%	575
COVANCE CLINICAL RESEARCH UNIT INC		563	11	2%	574
ADDICTION LABS OF AMERICA	2	528	44	8%	574
MINUTECLINIC LLC #8396		493	80	14%	573
PALACE NURSING HOME & REHAB CENTER		559	12	2%	571
SANTA ROSA MEDICAL GROUP		465	105	18%	570
KENDALL HEALTHCARE PROPERTIES DBA	2	540	22	4%	564
MINUTECLINIC LLC # 3686		469	94	17%	563
MOUNT SINAI LABORATORY		538	24	4%	562
ADVENTHEALTH EXPRESS CARE		345	215	38%	560
PRIMARY CARE SERVICES AT INDIAN RIVER ESTATES		549	10	2%	559
VETERANS AFFAIRS MEDICAL CENTER - JAMES A HALEY			557	100%	557
MANOR PINES CONVALESCENT CENTER LLC	1	537	16	3%	554
C.W. BILL YOUNG VA MEDICAL CENTER	1	17	536	97%	554
MINUTECLINIC LLC #7173		487	62	11%	549
VITAE DIAGNOSTICS		534	13	2%	547
GENEIQ		514	29	5%	543
MINUTECLINIC LLC #3635		475	61	11%	536
HOLMES REGIONAL MEDICAL CENTER		5	531	99%	536
The Sands at South Beach		531	4	1%	535
TENNESSEE DOH - NASHVILLE	2	471	60	11%	533
INTELEX LABS, LLC		514	19	4%	533
NCF DIAGNOSTICS & DNA TECHNOLOGIES	15	199	318	60%	532
SOUTHEAST ALABAMA MEDICAL CENT		482	49	9%	531
ECCOLAB GROUP	1	143	387	73%	531
MINUTECLINIC LLC #3291		465	66	12%	531
NORTHEAST FLORIDA NEUROLOGY CLINICS, INC		457	74	14%	531
ST JOHN'S NURSING CENTER		517	13	2%	530
UNIVERSITY OF WEST FLORIDA STUDENT HEALTH SERVICES	1	434	92	17%	527
COASTAL URGENT CARE		424	102	19%	526
FLORIDA DEPARTMENT OF HEALTH IN POLK COUNTY	2	392	126	24%	520
SHORELINE PHYSICIAN GROUP		333	186	36%	519
JOHN KNOX VILLAGE HEALTH CENTER		507	12	2%	519
GULF COAST VILLAGE		492	26	5%	518
PALM GARDEN OF PORT SAINT LUCIE		513	5	1%	518
TREE HOUSE PEDIATRICS PLLC		470	47	9%	517
SEBASTIAN RIVER MEDICAL CENTER	2	401	114	22%	517
MED FAST URGENT CARE CENTER		260	255	50%	515
CREEKSIDE CARE CENTER	1	424	84	17%	509
LIFE CARE CENTER OF NEW PORT RICHEY		477	30	6%	507
GULF COAST MOLECULAR LABORATORIES	11	423	73	14%	507
CONSULATE HEALTH CARE OF NEW PORT RICHEY		465	40	8%	505
MID-FLORIDA PATHOLOGY		397	107	21%	504
APALACHEE CORRECTIONAL INSTITUTION EAST UNIT		492	12	2%	504
MINUTECLINIC LLC # 3930		434	66	13%	500
MOLECULAR INFECTIOUS DISEASES		492	7	1%	499

COVID-19: testing by laboratory

Data through Jan 4, 2021 verified as of Jan 5, 2021 at 09:25 AM

Data in this report are provisional and subject to change.

The numbers in the table below represent the number of Florida and non-Florida residents for whom test results were received by the Department of Health. A person can be tested by more than one laboratory and can have both positive and negative results. **Therefore, the sum of the numbers in each column will be larger than the total number of people tested.**

Reporting lab	Inconclusive	Negative	Positive	Percent positive	Total
MYTEST DIAGNOSTICS		465	34	7%	499
PROJECT HEALTH, INC SUMTERVILLE	5	414	77	16%	496
GOLDEN GLADES NURSING & REHABILITATION CTR		488	8	2%	496
MIAMI JEWISH HEALTH SYSTEMS		476	18	4%	494
CLINICAL PATHOLOGY LABS		386	106	22%	492
VETERANS AFFAIRS MEDICAL CENTER - BAY PINES		17	474	97%	491
MINUTECLINIC LLC #1821		434	57	12%	491
Signature HealthCare Center of Waterford		468	22	4%	490
MEDICAL VB		368	119	24%	487
LIFE CARE CENTER OF ORANGE PARK		470	16	3%	486
MINUTECLINIC LLC #3814		387	96	20%	483
FISHERMENS HOSPITAL CLINICAL LAB		444	37	8%	481
DAVITA LABORATORY		426	55	11%	481
VILLA MARIA NURSING & REHAB CENTER INC	1	469	11	2%	481
ANY LAB TEST NOW	1	310	169	35%	480
INTERLACHEN PEDIATRICS		457	22	5%	479
MINUTECLINIC LLC #3003		361	116	24%	477
WOODLANDS MEDICAL SPECIALISTS		346	131	27%	477
CONSULATE HEALTHCARE OF VERO BEACH	12	427	35	7%	474
CLEWISTON NURSING AND REHABILITATION CENTER		467	5	1%	472
KEYS AHEC SCHOOL MEDICAL CLINIC	6	407	59	13%	472
MINUTECLINIC LLC #4458		374	97	21%	471
ADVENT HEALTH CENTRA CARE - PORT ORANGE		65	405	86%	470
LIFE CARE CENTER OF HILLIARD		456	12	3%	468
JACKSON MEMORIAL LONG TERM CARE CENTER		452	14	3%	466
EDEN SPRINGS NURSING AND REHAB CENTER		367	97	21%	464
PALM GARDEN OF VERO BEACH		430	34	7%	464
MEDRITE MEDICAL CARE, PC	221	216	25	5%	462
NORTH FLORIDA PEDIATRICS PA - SUWANNEE		377	85	18%	462
MINUTECLINIC, LLC #4015		334	128	28%	462
CLARITY LABS		396	63	14%	459
HMA SANTA ROSA MEDICAL CENTER LLC DBA		353	105	23%	458
ALTRU DIAGNOSTICS INC	2	427	25	6%	454
BROAD INSTITUTE CLINICAL SEQUENCING RESEARCH PLATFORM	1	441	9	2%	451
THERADOC		152	299	66%	451
EMERALD SHORES HEALTH AND REHABILITATION		363	86	19%	449
ETHOS WELLNESS PHARMACY		417	32	7%	449
NEW YORK HOSPITAL LABORATORIES	1	436	12	3%	449
Point of Care Testing	1	105	343	76%	449
MEMORIAL PEMBROKE 24/7 CARE CENTER		341	106	24%	447
BALDOMERO LOPEZ STATE VETERANS NURSING HOME	2	436	2	0%	440
FORT MYERS INTERNAL MEDICINE, LLC		399	38	9%	437
RIVER GARDEN HEBREW HOME FOR THE AGED		391	46	11%	437
ST CLOUD REGIONAL MEDICAL CENTER CLINICAL LAB		378	58	13%	436
MINUTECLINIC LLC #7973		363	70	16%	433
PALM BAY HOSPITAL CLINICAL LABORATORY		245	187	43%	432
READY RESPONDERS FLORIDA, PLLC		372	59	14%	431

COVID-19: testing by laboratory

Data through Jan 4, 2021 verified as of Jan 5, 2021 at 09:25 AM

Data in this report are provisional and subject to change.

The numbers in the table below represent the number of Florida and non-Florida residents for whom test results were received by the Department of Health. A person can be tested by more than one laboratory and can have both positive and negative results. **Therefore, the sum of the numbers in each column will be larger than the total number of people tested.**

Reporting lab	Inconclusive	Negative	Positive	Percent positive	Total
AVECINA MEDICAL JULINGTON	1	240	189	44%	430
JACKSON MEMORIAL PERDUE MEDICAL CENTER		413	16	4%	429
ENZO CLINICAL LABS INC	2	411	16	4%	429
HEALTH CENTER AT BRENTWOOD	1	387	38	9%	426
SMA SPECIALTY MEDICAL LAB		115	311	73%	426
FOUNTAIN MANOR HEALTH AND REHAB CENTER	1	408	15	4%	424
MINUTECLINIC LLC #7225		362	61	14%	423
PROHEALTH MEDICAL CLINIC		65	358	85%	423
HENDRY REGIONAL MEDICAL CENTER CLINICAL LABORATORY		295	128	30%	423
COASTAL PHYSICIANS, LLC		303	118	28%	421
MINUTECLINIC LLC #4024		358	62	15%	420
NEW PLANT CITY FAMILY CARE	1	223	196	47%	420
Good Samaritan Society Kissimmee Village		356	64	15%	420
GARCIA CLINICAL LABORATORY		28	392	93%	420
FLO-MEDILAB SERVICES LLC		186	233	56%	419
ORLANDO HEALTH AND REHAB CENTER		382	35	8%	417
THE PRESERVE		413	4	1%	417
FLORIDA DEPT OF HEALTH IN BREVARD COUNTY	3	353	60	14%	416
PRIMARY CARE SERVICES AT ST ANDREWS ESTATES		415			415
PALM GARDEN OF JACKSONVILLE	2	350	62	15%	414
SOUTHERN OAKS CARE CENTER	1	386	27	7%	414
LEHIGH REGIONAL MEDICAL CENTER LAB		371	42	10%	413
MIDWAY SPECIATLY CARE CENTER		262	150	36%	412
MINUTECLINIC, LLC #3204		333	78	19%	411
MINUTECLINIC LLC #3671		366	44	11%	410
VETERANS AFFAIRS MEDICAL CENTER		40	369	90%	409
LAUDERDALE NURSING CENTER LLC	1	393	15	4%	409
SOLARIS HEALTHCARE CHARLOTTE HARBOR		381	26	6%	407
CITY MEDICAL OF NEW JERSEY, PC		371	34	8%	405
MINUTECLINIC LLC #3285		349	55	14%	404
INTERLACHEN PEDIATRICS PA		382	22	5%	404
VALENCIA HILLS HEALTH AND REHABILITATION CENTER		394	8	2%	402
NCH HEALTHCARE BONITA		291	111	28%	402
MINUTECLNIC LLC		356	45	11%	401
ADVENT HEALTH CENTRA CARE - WINTER PARK		260	139	35%	399
XYZ LABORATORY	3	360	36	9%	399
MINUTECLINIC LLC #3257		323	76	19%	399
HILLCREST HEALTH CARE & REHABILITATION CENTER		390	8	2%	398
TIDE LABORATORIES		356	42	11%	398
MANOR AT CARPENTERS		374	24	6%	398
MINUTECLINIC LLC #476		335	62	16%	397
Q ANSWER LAB	1	364	32	8%	397
THE PALACE AT HOMESTEAD	1	382	13	3%	396
SPECTOR SCIENTIFIC LAB	1	188	207	52%	396
The Manor at Blue Water Bay		348	47	12%	395
MINI ER AND URGENT CARE		289	105	27%	394
J AND G MEDICAL GROUP LLC		332	61	16%	393

COVID-19: testing by laboratory

Data through Jan 4, 2021 verified as of Jan 5, 2021 at 09:25 AM

Data in this report are provisional and subject to change.

The numbers in the table below represent the number of Florida and non-Florida residents for whom test results were received by the Department of Health. A person can be tested by more than one laboratory and can have both positive and negative results. **Therefore, the sum of the numbers in each column will be larger than the total number of people tested.**

Reporting lab	Inconclusive	Negative	Positive	Percent positive	Total
HARTS HARBOR HEALTH CARE CENTER		381	11	3%	392
Crestview Rehabilitation Center	3	265	123	31%	391
MOORINGS PARK INSTITUTE, INC, THE		378	13	3%	391
WHOLE FAMILY HEALTH CENTER INC		307	83	21%	390
BARBER		13	376	97%	389
Williston Care Center		361	28	7%	389
DOH - INDIAN RIVER		317	67	17%	384
WILLOW BROOKE COURT AT INDIAN RIVER ESTATES		346	37	10%	383
DOCTORS CENTER,THE		301	80	21%	381
CATALYST WALK IN CLINIC		288	93	24%	381
PENSACOLA PEDIATRICS	1	252	128	34%	381
NEW YORK PRESBYTERIAN - CUMC CLINICAL		363	17	4%	380
MINUTECLINIC LLC #3654		309	69	18%	378
ST ANDREWS BAY SKILLED NURSING &		352	25	7%	377
CYPRESS VILLAGE		365	12	3%	377
BAYA PHARMACY WEST		8	368	98%	376
WEST GABLES HEALTH CARE CENTER		367	9	2%	376
CLIFFORD CHESTER SIMS STATE VETERANS		370	6	2%	376
Colonial Lakes Health Care		368	6	2%	374
LIFE CARE CENTER OF PENSACOLA		353	21	6%	374
GROWING TOGETHER PEDIATRICS LLC		342	30	8%	372
MEDONE URGENT CARE CENTER		149	222	60%	371
URGENT CARE BETHESDA	1	318	52	14%	371
HENDRY REGIONAL MEDICAL CENTER		107	263	71%	370
MEDONE URGENT CARE AT ST. AUGUSTINE		111	259	70%	370
NAVAL HOSPITAL - JACKSONVILLE		41	327	89%	368
ADVENT HEALTH - TAMPA		148	217	59%	365
SANTA ROSA CENTER FOR REHABILITATION AND HEALING		309	56	15%	365
Plantation Bay Rehabilitation Center		358	6	2%	364
PEDIATRICS OF CENTRAL FLORIDA PA	10	330	24	7%	364
PARKLANDS FACILITY INC	4	351	6	2%	361
PHYSICIANS PRIMARY CARE LAB		312	47	13%	359
NCHMD, INC SOUTHEAST IMMEDIATE CARE		264	95	26%	359
ADVENTHEALTH MEDICAL GROUP PROMPT CARE		260	97	27%	357
NORTH FLORIDA PEDIATRICS PA		306	50	14%	356
PALM GARDEN OF TAMPA		351	4	1%	355
INFORM DIAGNOSTICS		349	6	2%	355
FAIR HAVENS CENTER, OPCO		349	5	1%	354
ADVENT HEALTH CENTRA CARE - LAKE MARY	2	103	249	70%	354
Palm Garden of Ocala		330	23	7%	353
MINUTECLINIC LLC #4201		313	40	11%	353
VETERANS AFFAIRS MEDICAL CENTER - GAINESVILLE		2	351	99%	353
MINUTECLINIC LLC #5216		286	66	19%	352
HERON POINTE HEALTH AND REHABILITATION	1	350			351
BALDWIN PEDIATRICS	1	332	18	5%	351
BAYSHORE DIAGNOSTICS		309	40	11%	349
SANFORD LABORATORIES		325	23	7%	348

COVID-19: testing by laboratory

Data through Jan 4, 2021 verified as of Jan 5, 2021 at 09:25 AM

Data in this report are provisional and subject to change.

The numbers in the table below represent the number of Florida and non-Florida residents for whom test results were received by the Department of Health. A person can be tested by more than one laboratory and can have both positive and negative results. **Therefore, the sum of the numbers in each column will be larger than the total number of people tested.**

Reporting lab	Inconclusive	Negative	Positive	Percent positive	Total
UR MEDICINE LABS- CENTRAL LABORATORY		332	15	4%	347
FAMILY HEALTH CENTERS OF SWF LABS	2	286	57	17%	345
HARBOUR HEALTH CENTER		336	7	2%	343
KETAMINE HEALTH CENTERS LLC		315	27	8%	342
PEDIATRIC HEALTHCARE ALLIANCE PA		313	29	8%	342
MY CLINICAL LAB		224	118	35%	342
MAYFLOWER ASSISTED LIVING		339	2	1%	341
VILLAGE AT VIENNA SQUARE,THE	6	329	5	1%	340
Ocala Health and Rehabilitation Center		327	13	4%	340
ADVENT HEALTH CENTRA CARE - PALM COAST		80	260	76%	340
SELECT REFERENCE LABORATORIES, LLC	1	326	12	4%	339
NSPIRE HEALTHCARE MIAMI LAKES	3	325	9	3%	337
GOLDEN GATE FAMILY CLINIC		83	253	75%	336
GENESIS DIAGNOSTICS		234	102	30%	336
INDIAN RIVER CTR, LLC		305	30	9%	335
NORTH FLORIDA REHABILITATION & SPECIALTY CARE		332	3	1%	335
SIPARADIGM, DIAGNOSTIC INFORMATICS		273	62	19%	335
CORAL BAY HEALTHCARE AND REHABILITATION	1	328	5	1%	334
CRUCIAL CARE EMERGENCY MEDICINE DOCTORS		273	61	18%	334
CITRUS NURSING CENTER LLC		317	17	5%	334
CAPE CANAVERAL HOSPITAL		178	155	47%	333
Stacey Health Care Centers Inc. dba Riverside Care Center		307	26	8%	333
MINUTECLINIC LLC #3648		261	72	22%	333
TREASURE COAST COMMUNITY HEALTH	3	290	40	12%	333
FERNANDINA BEACH REHAB AND NURSING	1	325	6	2%	332
ADVENT HEALTH CENTRA CARE - LEESBURG		13	318	96%	331
MANOR CARE HEALTH SERVICES - FT MYERS		321	10	3%	331
MAIN STREET MEDICAL CENTER		39	292	88%	331
LITTLE PINE PEDIATRICS		214	117	35%	331
LPG COCONUT POINT		270	61	18%	331
VRL EUROFINs		320	10	3%	330
ARCPOINTS LABS		294	35	11%	329
RICARDO NAVARRO DO PA		295	34	10%	329
FIU-HEALTH AUXILIARY LABORATORY		303	26	8%	329
NORTH PINELLAS STATMED QUICK QUALITY CLINICS		236	92	28%	328
EAST LAKE PEDIATRICS		268	60	18%	328
TRI-COUNTY NURSING AND REHABILITATION CENTER INC		311	15	5%	326
ABBAY DELRAY		321	4	1%	325
FLAGLER COUNTY HEALTH DEPARTMENT		281	43	13%	324
USAFSAM/PHE		173	150	46%	323
MINUTECLINIC LLC # 7933		274	46	14%	320
BOND AND STEELE CLINIC PA		188	132	41%	320
MEDFAST URGENT CARE CENTERS		52	268	84%	320
MIDWAY SPECIALTY CARE CENTER	3	202	113	36%	318
FLORIDA HOSPITAL MEDICAL GROUP		246	71	22%	317
APP-UNIPATH, LLC	2	302	12	4%	316
CORE DIAGNOSTIC LABORATORIES LLC		236	79	25%	315

COVID-19: testing by laboratory

Data through Jan 4, 2021 verified as of Jan 5, 2021 at 09:25 AM

Data in this report are provisional and subject to change.

The numbers in the table below represent the number of Florida and non-Florida residents for whom test results were received by the Department of Health. A person can be tested by more than one laboratory and can have both positive and negative results. **Therefore, the sum of the numbers in each column will be larger than the total number of people tested.**

Reporting lab	Inconclusive	Negative	Positive	Percent positive	Total
SIGNATURE HEALTHCARE OF BROOKWOOD GARDENS		314	1	0%	315
VITAS LUTHERAN TOWERS INPATIENT PROGRAM		273	42	13%	315
BLOUNTSTOWN REHABILITATION CENTER LLC		217	98	31%	315
FLORIDA HOSPITAL WAUCHULA		210	104	33%	314
RUSKIN HEALTH CENTER		205	109	35%	314
GENESIS MEDICAL LABORATORY MIAMI FL.		83	229	73%	312
CHILDRENS MEDICAL ASSOCIATION		289	23	7%	312
AMERICA'S PHARMACY LLC		273	39	13%	312
PALMS OF SEBRING		292	18	6%	310
MANOR OAKS NURSING & REHAB CENTER	2	306	1	0%	309
MEDICAL CENTER CLINIC-IMMEDIATE CARE	1	256	50	16%	307
MEDSCAN LABORATORY INC	1	161	145	47%	307
CORAL TRACE HEALTH CARE	1	299	5	2%	305
ORLANDO HEALTH CENTER FOR REHABILITATION		297	8	3%	305
MINUTECLINIC LLC, #10357		304	1	0%	305
BAPTIST PRIMARY CARE	2	241	62	20%	305
MEDEXPRESS LUTZ		3	302	99%	305
VITAS HEALTHCARE CORP OF CENTRAL FL		297	7	2%	304
CONSULATE HEALTH CARE OF BAYONET POINT	3	293	6	2%	302
Palmetto Subacute Care Center		294	7	2%	301
HAINES CITY REHABILITATION AND NURSING CENTER		285	16	5%	301
FLORIDA GULF COAST UNIVERSITY		151	149	50%	300
CLARIDGE HOUSE NURSING CENTER		285	15	5%	300
AMERICAN FAMILY CARE PENSACOLA WEST		1	297	100%	298
DBI HEALTH INC		285	12	4%	297
24 HOUR PEDIATIC CARE CENTER	1	269	27	9%	297
ADVENT HEALTH CENTRA CARE - TITUSVILLE		56	241	81%	297
Life Care Center of Ocala		277	19	6%	296
ASAP LAB LLC		198	98	33%	296
MINUTECLINIC LLC #5924		238	58	20%	296
ORCHARD PARK HEALTH & REHABILITATION		294	2	1%	296
BUENA VISTA URGENT CARE		264	32	11%	296
NORTHWEST MEDICAL CENTER CLINICAL LABORATORY		175	117	40%	292
SPRING HILL HEALTH AND REHABILITATION CENTER		278	14	5%	292
DELTONA HEALTH CARE		269	23	8%	292
BUFFALO CROSSING HEALTHCARE & REHABILITATION CTR		282	9	3%	291
Life Care Center at Wells Crossing		276	15	5%	291
AFC URGENT CARE SEMINOLE			291	100%	291
BENTON PEDIATRICS INC		263	27	9%	290
FLORIDA DEPARTMENT OF HEALTH CLAY COUNTY	1	206	83	29%	290
CARENOW URGENT CARE - FORT PIERCE		178	112	39%	290
AUBURN UNIVERSITY MEDICAL CLINIC		227	62	21%	289
TELESCOPE HEALTH LLC	3	218	68	24%	289
LIFEBRITE	1	119	168	58%	288
PHYSICIANS STAT LAB INC		242	45	16%	287
BOCA GRANDE HEALTH CLINIC		270	16	6%	286
VETERANS AFFAIRS MEDICAL CENTER - LAKE CITY		52	233	82%	285

COVID-19: testing by laboratory

Data through Jan 4, 2021 verified as of Jan 5, 2021 at 09:25 AM

Data in this report are provisional and subject to change.

The numbers in the table below represent the number of Florida and non-Florida residents for whom test results were received by the Department of Health. A person can be tested by more than one laboratory and can have both positive and negative results. **Therefore, the sum of the numbers in each column will be larger than the total number of people tested.**

Reporting lab	Inconclusive	Negative	Positive	Percent positive	Total
Timberridge Center for Rehabilitation and Healing		260	24	8%	284
BROOKDALE PALMER RANCH	1	256	27	10%	284
SPECIALTY HEALTH AND REHABILITATION CENTER		260	24	8%	284
MINUTECLINIC LLC #1815		256	27	10%	283
HEALTH CENTRAL PARK		222	60	21%	282
LAKELAND REGIONAL HEALTH SYSTEMS INC		16	266	94%	282
BOCA BIOLISTICS REFERENCE LABORATORY	2	185	95	34%	282
SUWANNEE HEALTH AND REHABILITATION CENTER		276	5	2%	281
URGENT CARE OF THE PALM BEACHES		3	278	99%	281
BIOCEPT		264	16	6%	280
PALM GARDEN OF GAINESVILLE	2	275	2	1%	279
PRUITT HEALTH-SANTA ROSA		275	2	1%	277
HALIFAX MEDICAL CENTER-PORT ORANGE LAB		235	42	15%	277
FLORIDA HOSPITAL HEARTLAND MED CTR LAKE PLACID		205	72	26%	277
Cypress Cove Care Center		180	96	35%	276
PHYSICIANS REGIONAL WALK-IN		184	92	33%	276
LIFE CARE PONTE VEDRA INC		271	4	1%	275
MINUTECLINIC LLC #8381		219	56	20%	275
Quest Diag Unspecifd		177	98	36%	275
MINUTECLINIC LLC #1807		222	51	19%	273
WESTCHESTER GARDENS LIMITED PARTNERSHIP		268	5	2%	273
Solaris HealthCare Windermere		267	6	2%	273
SPRINGTREE REHAB & HEALTH CARE CENTER		258	14	5%	272
ROLLINS COLLEGE WELLNESS CENTER		130	142	52%	272
KEY WEST HEALTH AND REHAB	1	265	5	2%	271
Manatee Springs Rehabilitation and Nursing Center		255	15	6%	270
MEDFAST URGENT CARE CENTER		82	187	70%	269
MINUTECLINIC, LLC #3245		193	76	28%	269
MINUTECLINIC LLC #4612		210	58	22%	268
GOOD SAMARITAN SOCIETY-DAYTONA		263	5	2%	268
BRIDGEWATER PARK HEALTH AND REHAB		257	11	4%	268
BROOKSVILLE HEALTHCARE CENTER LLC		266	1	0%	267
SHORE ACRES CARE CENTER		258	9	3%	267
AVELLINO LAB USA, INC	1	257	9	3%	267
SOLARIS HEALTHCARE OSCEOLA		261	6	2%	267
AURORA DIAGNOSTICS BERNHARDT LABORATORIES PATHOLOGY SERVICE		190	76	29%	266
GANDY CROSSING CARE CENTER	1	253	12	5%	266
EAST LAKE PEDIATRICS PA		242	22	8%	264
JACKSONVILLE BEACH PEDIATRIC CARE CENTER		234	29	11%	263
BAY VILLAGE OF SARASOTA INC		261	2	1%	263
HOPE HOSPICE AND COMMUNITY SERVICES INC	9	247	6	2%	262
FIRST QUALITY LABORATORY		239	23	9%	262
BREVARD HEALTH ALLIANCE		116	146	56%	262
STEWARD ROCKLEDGE HOSPITAL		195	66	25%	261
CLIFFORD CHESTER SIMS VA NURSING HOME		251	9	3%	260
CALHOUN LIBERTY HOSPITAL		175	84	32%	259
CONSULATE HEALTHCARE OF KISSIMMEE		247	12	5%	259

COVID-19: testing by laboratory

Data through Jan 4, 2021 verified as of Jan 5, 2021 at 09:25 AM

Data in this report are provisional and subject to change.

The numbers in the table below represent the number of Florida and non-Florida residents for whom test results were received by the Department of Health. A person can be tested by more than one laboratory and can have both positive and negative results. **Therefore, the sum of the numbers in each column will be larger than the total number of people tested.**

Reporting lab	Inconclusive	Negative	Positive	Percent positive	Total
MANOR CARE NURSING CENTER OF SARASOTA FL LLC□		252	6	2%	258
FLORIDA WOMAN CARE LABORATORY LLC		232	26	10%	258
HOMESTEAD MANOR	2	215	40	16%	257
VILLAGE DOCTORS FAMILY MEDICAL CENTER OF		203	54	21%	257
MINUTECLINIC, LLC #5817		213	43	17%	256
FAIRWAY OAKS CENTER LLC	6	245	5	2%	256
MICHAEL A MIDDLETON MD PA□		247	8	3%	255
ASCEND CLINICAL	2	232	21	8%	255
AFC URGENT CARE FAMILY CARE			255	100%	255
MANORCARE HEALTH SERVICES - VENICE		207	48	19%	255
AVENTURA REHAB AND NURSING CENTER		251	4	2%	255
QUALITOX LABORATORIES		105	149	59%	254
MINUTECLINIC LLC #3236		227	27	11%	254
PALM GARDEN OF CLEARWATER		237	17	7%	254
ST JUDE CHILDREN'S RESEARCH HOSPITAL		241	13	5%	254
EXPRESS URGENT CARE LLC		1	252	100%	253
HEALTHY STEPS PEDIATRICS		223	29	12%	252
STARKE FAMILY MEDICAL CENTER		201	50	20%	251
OCEAN VIEW NURSING AND REHAB CENTER		240	10	4%	250
Marshall Health and Rehabilitation Center		246	3	1%	249
CHILDRENS MEDICAL ASSOCIATION PA		222	27	11%	249
Premier Place at The Glenview		242	7	3%	249
LabCorp (Non-Interfaced)	1	109	139	56%	249
LOOP PEDIATRICS PA		218	30	12%	248
SABAL PALMS HEALTH AND REHAB		205	43	17%	248
SOLARIS HEALTHCARE PARKWAY	1	242	4	2%	247
ROSEWOOD HEALTH AND REHABILITATION CENTER		241	6	2%	247
CONSULATE HEALTH CARE OF SAFETY HARBOR		244	3	1%	247
MARTIN MEMORIAL MEDICAL CENTER LAB		128	118	48%	246
HARDEE MANOR HEALTH CARE CENTER	1	243	2	1%	246
SHELL POINT VILLAGE MEDICAL CENTER		246			246
REDI MED LLC		159	87	35%	246
SIGNATURE HEALTHCARE OF NORTH FLORIDA		242	2	1%	244
ADVENT HEALTH CENTRA CARE - ORMOND BEACH		98	146	60%	244
ROSEWOOD HEALTHCARE & REHABILITATION CENTER		239	4	2%	243
SEA BREEZE REHAB AND NURSING CENTER□		239	4	2%	243
AFC URGENT CARE CLEARWATER		104	139	57%	243
AFC URGENT CARE TYRONE		2	241	99%	243
FL HUD DESTIN, LLC D/B/A GRAND BOULEVARD HEALTH		209	33	14%	242
LAKE EUSTIS HEALTH AND REHABILITATION CENTER		239	3	1%	242
GOOD SAMARITAN CARES		236	5	2%	241
renaissance health and rehabilitation center		234	6	3%	240
Bayside Care Center	1	225	14	6%	240
Glades West Rehabilitation and Nursing Center		235	5	2%	240
ER QUICKCARE PL		191	48	20%	239
KISSIMMEE FACILITY OPERATIONS LLC		232	7	3%	239
ADVENT HEALTH CENTRA CARE - ALTAMONTE SPRINGS		145	94	39%	239

COVID-19: testing by laboratory

Data through Jan 4, 2021 verified as of Jan 5, 2021 at 09:25 AM

Data in this report are provisional and subject to change.

The numbers in the table below represent the number of Florida and non-Florida residents for whom test results were received by the Department of Health. A person can be tested by more than one laboratory and can have both positive and negative results. **Therefore, the sum of the numbers in each column will be larger than the total number of people tested.**

Reporting lab	Inconclusive	Negative	Positive	Percent positive	Total
MINUTECLINIC LLC #3748		192	47	20%	239
Solaris Healthcare Daytona	1	231	7	3%	239
BROWARD NURSING & REHABILITATION CTR	8	228	2	1%	238
DIAMOND RIDGE HEALTH AND REHABILITATION CENTER		222	15	6%	237
ELLENTON PEDIATRICS		220	17	7%	237
MALABAR/ADVENT CENTRA CARE		48	189	80%	237
HEATHER HILL HEALTHCARE CENTER		197	39	17%	236
ADVENT HEALTH CENTRA CARE - UNIVERSITY	1	95	140	59%	236
ARCHER HEALTH VENTURES, LLC		210	25	11%	235
PERSONALIZED GENETIC TESTING	1	142	92	39%	235
Destin Healthcare and Rehabilitation Center	1	229	5	2%	235
OSPREY LODGE		222	13	6%	235
SOLARIS HEALTHCARE LAKE CITY		178	56	24%	234
DIAMOND RIDGE HEALTH AND REHABILITATION		221	12	5%	233
MEMPHIS PATHOLOGY LABORATORY	4	212	17	7%	233
TAMARAC REHABILITATION & HEALTH CENTER		233			233
REGENTS PARK AT AVENTURA		221	11	5%	232
Vi at Lakeside Village Skilled Nursing		229	3	1%	232
ROSEN MEDICAL CENTER		206	25	11%	231
Bay Breeze Senior Living and Rehabilitation Center		181	50	22%	231
Fernandina Beach Rehabilitation and Nursing Center		230	1	0%	231
HARBOURWOOD	1	226	4	2%	231
PruittHealth Santa Rosa		195	36	16%	231
ST JAMES HEALTH AND REHABILITATION CENTER		188	42	18%	230
OAK HAMMOCK AT THE UNIVERSITY OF FLORIDA		223	6	3%	229
SPRINGS AT BOCA CIEGA BAY,THE		220	9	4%	229
VIERA HOSPITAL, INC		170	59	26%	229
THE PALACE MANAGEMENT - THE PALACE AT CORAL GABLES		229			229
PruittHealth Panama City	1	207	20	9%	228
ADVENT HEALTH CENTRA CARE - WINTER HAVEN	1	96	131	57%	228
BAY TREE CARE AND REHABILITATION CENTER		197	31	14%	228
ADVENT HEALTH CENTRA CARE - COLONIAL TOWN	1	175	51	22%	227
BEAR CREEK NURSING CENTER		224	2	1%	226
LAKE PARK OF MADISON		222	4	2%	226
LEHIGH VALLEY GENOMICS			224	100%	224
DAVID SCOTT MADWAR MD PA		204	19	9%	223
LYNN HAVEN SPORTS COMPLEX-WALKON CLINIC		20	203	91%	223
LUTHERAN HAVEN		219	3	1%	222
MANDARIN PEDIATRICS		209	12	5%	221
BUREAU OF CLINICAL LABORATORIES		183	37	17%	220
FLORIDA DEPARTMENT OF HEALTH		193	27	12%	220
MEDIPATH		10	209	95%	219
Boynton Beach Rehabilitation Center	2	213	4	2%	219
LAKE PORT SQUARE		200	17	8%	217
PROTEUS MOLECULAR AND CLINICAL LAB	1	144	72	33%	217
RULEME CENTER	2	206	9	4%	217
TERRACES OF LAKE WORTH CARE CENTER		216	1	0%	217

COVID-19: testing by laboratory

Data through Jan 4, 2021 verified as of Jan 5, 2021 at 09:25 AM

Data in this report are provisional and subject to change.

The numbers in the table below represent the number of Florida and non-Florida residents for whom test results were received by the Department of Health. A person can be tested by more than one laboratory and can have both positive and negative results. **Therefore, the sum of the numbers in each column will be larger than the total number of people tested.**

Reporting lab	Inconclusive	Negative	Positive	Percent positive	Total
CHIPOLA HEALTH AND REHAB		206	11	5%	217
THE MANOR AT CARPENTERS		185	32	15%	217
ST. CLOUD REGIONAL MEDICAL CENTER		199	17	8%	216
TUSKAWILLA NURSING AND REHAB CENTER	2	208	5	2%	215
GATEWAY/ADVENT CENTRA CARE	1	24	189	88%	214
Sunset Point Center		211	2	1%	213
BLOCK, NATION, CHASE, AND SMOLEN FAMILY MEDICINE		157	56	26%	213
SERENADES IN THE VILLAGES		171	42	20%	213
Consulate Health Care of North Fort Myers		203	9	4%	212
PCB CLINIC		167	45	21%	212
ADVENT HEALTH CENTRA CARE		104	108	51%	212
POCONO MEDICAL CENTER		212			212
SUNRISE DIAGNOSTIC LABORATORY		158	53	25%	211
TIERRA PINES CENTER		201	10	5%	211
CLERMONT HEALTH AND REHABILITATION CENTER		202	8	4%	210
PARKS HEALTHCARE & REHABILITATION CTR	4	205	1	0%	210
CONSULATE HEALTH CARE OF WINTER HAVEN		209	1	0%	210
TGH		1	209	100%	210
MINUTECLINIC LLC #1350		169	41	20%	210
The Palace Nursing and Rehabilitation Center		209			209
CARENOW	2	112	94	45%	208
SUN COUNTRY PEDIATRICS PLLC	6	183	18	9%	207
Heritage Healthcare at Tallahassee		205	2	1%	207
PALM GARDEN OF AVENTURA		206	1	0%	207
MEDIQUICK URGENT CARE CENTERS INC		72	135	65%	207
Taylor Care Center		203	3	1%	206
EDGEWATER AT WATERMAN VILLAGE,THE		195	11	5%	206
ELMHURST HOSPITAL CENTER	1	195	9	4%	205
SAMANTHA WILSON CARE CENTER		197	7	3%	204
SOLARIS HEALTHCARE MERRITT ISLAND		185	19	9%	204
HOMESTEAD VILLAGE		201	3	1%	204
PALM GARDEN OF ORLANDO		184	19	9%	203
SABAL DIRECT PRIMARY CARE, PA		169	34	17%	203
DOCTORS MEMORIAL FAMILY MEDICINE	2	138	63	31%	203
PEDIATRICS IN BREVARD PA		188	15	7%	203
HEALTH FIRST - HOLMES REGIONAL MEDICAL CENTER		32	170	84%	202
CLINICAL PATHOLOGY LABS INC		202			202
FULGENT GENETICS	2	162	38	19%	202
POLK COUNTY HEALTH DEPARTMENT		178	24	12%	202
SERANADES BY SONATA WEST ORANGE		180	21	10%	201
VAMC WEST PALM LAB		5	196	98%	201
Governors Creek Health and Rehabilitation	1	198	2	1%	201
W FRANK WELLS NURSING HOME		174	27	13%	201
BAYA POINTE NURSING AND REHABILITATION		118	82	41%	200
PEDIATRIC HEALTH CARE ALLIANCE, PA		182	18	9%	200
ORCHARD RIDGE CARE AND REHABILITATION CENTER		199	1	1%	200
ABBOTT LABORATORIES		142	57	29%	199

COVID-19: testing by laboratory

Data through Jan 4, 2021 verified as of Jan 5, 2021 at 09:25 AM

Data in this report are provisional and subject to change.

The numbers in the table below represent the number of Florida and non-Florida residents for whom test results were received by the Department of Health. A person can be tested by more than one laboratory and can have both positive and negative results. **Therefore, the sum of the numbers in each column will be larger than the total number of people tested.**

Reporting lab	Inconclusive	Negative	Positive	Percent positive	Total
ORANGE COUNTY HEALTH DEPT		191	8	4%	199
FLORIDA CLINICAL LABORATORY-BIOREFERENCE LABORATORIES		64	135	68%	199
GRAND COURT TAMPA		198	1	1%	199
PATHGROUP LABS LLC		94	104	53%	198
DEPARTMENT OF HEALTH & HUMAN SERVICES		198			198
USA HEALTH UNIVERSITY HOSPITAL CLINICAL LABORATORY	1	194	2	1%	197
MINUTECLINIC LLC #3255		159	38	19%	197
AFC URGENT CARE		52	145	74%	197
JACKSON PLAZA NURSING & REHAB CENTER		195	2	1%	197
HARDEE COUNTY HEALTH DEPARTMENT		157	39	20%	196
MIAMI JEWISH HEALTH SYSTEMS, INC	1	188	7	4%	196
LITTLE PINE PEDIATRICS PLLC		163	32	16%	195
Chatsworth at PGA National, LLC		190	5	3%	195
MEDICAL CENTER OF DELTONA, INC		150	45	23%	195
SILVERCREST HEALTH AND REHABILITATION CENTER	3	186	6	3%	195
TALLAHASSEE NHHI LLC		193	1	1%	194
FELLOWSHIP HOME AT THE FAIRWAY LLC		191	3	2%	194
GLENRIDGE ON PALMER RANCH,THE		189	5	3%	194
SILVER CREEK SENIOR LIVING COMMUNITY		190	2	1%	192
RIVERS FAMILY MEDICINE PA		146	46	24%	192
WESTWOOD HEALTHCARE SNF		163	29	15%	192
ASSOCIATESMD MEDICAL GROUP INC		159	33	17%	192
FLORIDA DEPARTMENT OF HEALTH IN CALHOUN COUNTY		125	67	35%	192
VILLAGE DOCTORS OF KEYSTONE		141	51	27%	192
ADVENT HEALTH - CARROLLWOOD	4	166	22	11%	192
MOLECULAR TESTING LABS		156	36	19%	192
HEARTLAND PEDIATRICS OF LAKE WALES		168	23	12%	191
TRENTON MEDICAL CENTER INC DBA PALMS MEDICAL GROUP	4	140	47	25%	191
Solaris Healthcare Coconut Creek		189	2	1%	191
ManorCare Health Services-Palm Harbor		190			190
HAVEN OF OUR LADY OF PEACE INC		185	5	3%	190
MEDICAL CONSULTANTS OF FLORIDA, LLC		158	32	17%	190
SIGNATURE HEALTHCARE AT THE COURTYARD		144	46	24%	190
CARRINGTON PLACE OF ST PETE LLC		187	2	1%	189
Lake Port Square Health Center		178	11	6%	189
Bayside Health and Rehabilitation		164	24	13%	188
HEALTH LINK DIAGNOSTIC LABORATORIES		182	6	3%	188
WOMEN'S CARE FLORIDA LABORATORY		183	5	3%	188
PALM GARDEN OF WINTER HAVEN		173	14	7%	187
CRONOS CLINICAL LABORATORY	9	127	50	27%	186
PLANTATION NURSING & REHAB CENTER		186			186
NEO GENOMICS - FORT MYERS	1	180	5	3%	186
ACCURATE DIAGNOSTIC LABS, INC		176	10	5%	186
San Jose Health & Rehabilitation		186			186
Life Care Center of Punta Gorda	1	176	9	5%	186
SOLARIS SENIOR LIVING VERO BEACH		180	5	3%	185
Lakewood Nursing Center		167	17	9%	184

COVID-19: testing by laboratory

Data through Jan 4, 2021 verified as of Jan 5, 2021 at 09:25 AM

Data in this report are provisional and subject to change.

The numbers in the table below represent the number of Florida and non-Florida residents for whom test results were received by the Department of Health. A person can be tested by more than one laboratory and can have both positive and negative results. **Therefore, the sum of the numbers in each column will be larger than the total number of people tested.**

Reporting lab	Inconclusive	Negative	Positive	Percent positive	Total
ST. JAMES BAY HEALTH AND REHABILITATION CENTER		183	1	1%	184
OCALA FAMILY MEDICAL CENTER INC	1	147	36	20%	184
CARITHERS PEDIATRIC GROUP		161	23	13%	184
EPN URGENT CARE		43	141	77%	184
Nspire Health Care Kendall		173	10	5%	183
ADVENT HEALTH CENTRA CARE - WESLEY CHAPEL		13	170	93%	183
UNIVERSITY OF TAMPA STUDENT HEALTH AND SHC CLINICAL LABORATORY		48	133	73%	181
DIGNITY HEALING, LLC		170	11	6%	181
BROOKDALE FORT MYERS CYPRESS LAKE		179	1	1%	180
MINUTECLINIC LLC #3637		121	59	33%	180
CENTRA CARE – AZALEA PARK		98	82	46%	180
BAYVIEW CENTER		178	2	1%	180
LONGWOOD FAMILY PRACTICE		141	38	21%	179
FORT PIERCE HEALTH CARE		176	2	1%	178
DIAGNOSTIC & CLINICAL CARE SERVICES INC DBA		146	31	18%	177
NADAL PEDIATRICS - VICTORIA STREET (3385)		150	27	15%	177
SUPERIOR RESIDENCES OF PANAMA CITY BEACH		171	6	3%	177
ABBIEJEAN RUSSELL CARE CENTER☐		176			176
CONSULATE HEALTH CARE OF MELBOURNE		175	1	1%	176
ARCPPOINT LABS OF ST PETERSBURG		117	59	34%	176
COMMUNITY HEALTH AND REHABILITATION CENTER		149	26	15%	175
Heritage Park Rehabilitation & Healthcare		159	16	9%	175
ADVENT HEALTH CENTRA CARE - DAYTONA BEACH		89	86	49%	175
DXTERITY DIAGNOSTICS	1	170	4	2%	175
MANOR CARE OF NAPLES FL LLC		173	2	1%	175
REHABILITATION CENTER OF LAKE CITY, THE		157	18	10%	175
MEDICAL CONSULTANTS OF FLORIDA LLC	1	142	31	18%	174
Consulate Health Care of St. Petersburg		174			174
FINLAY CLINICAL LABORATORY INC		36	137	79%	173
NIGHT LITE PEDIATRICS WINTER GARDEN		144	29	17%	173
PALMETTO FAMILY HEALTHCARE	1	107	65	38%	173
BAPTIST HEALTH PRIMARY CARE	1	134	38	22%	173
Solaris HealthCare Imperial		168	5	3%	173
NSPIRE HEALTHCARE LAUDERHILL		167	5	3%	172
OCEAN REEF MEDICAL CENTER		149	22	13%	171
Orchid Cove at Sarasota		170	1	1%	171
VETERANS AFFAIRS MEDICAL CENTER - MIAMI			171	100%	171
Parkview Rehabilitation Center at Winter Park		167	3	2%	170
AZALEA TRACE		158	11	7%	169
PALM GARDEN OF WEST PALM BEACH☐	1	155	13	8%	169
INN AT ASTON GARDENS, THE		164	4	2%	168
PANAMA CITY DEVELOPMENTAL CENTER☐		168			168
ADVENT HEALTH CENTRA CARE - CARROLLWOOD		4	164	98%	168
GOOD SAMARITAN SOCIETY OF DELAND		159	9	5%	168
AVECINA MOBILE		118	50	30%	168
ADVENT HEALTH - ORLANDO		135	31	19%	166
BRENTWOOD RETIREMENT COMMUNITY	3	139	24	14%	166

COVID-19: testing by laboratory

Data through Jan 4, 2021 verified as of Jan 5, 2021 at 09:25 AM

Data in this report are provisional and subject to change.

The numbers in the table below represent the number of Florida and non-Florida residents for whom test results were received by the Department of Health. A person can be tested by more than one laboratory and can have both positive and negative results. **Therefore, the sum of the numbers in each column will be larger than the total number of people tested.**

Reporting lab	Inconclusive	Negative	Positive	Percent positive	Total
URGENT CARE OF THE PALM BEACHES, NORTH PALM BEACH			166	100%	166
CARE ONE OF FLORIDA	1	112	53	32%	166
ADVENT HEALTH CENTRA CARE - OVIEDO		63	101	62%	164
PINES OF SARASOTA		163	1	1%	164
TRI COUNTY NURSING HOME		162	1	1%	163
BRADENTON HEALTH CARE		163			163
The Inn at Sarasota Bay Club		160	2	1%	162
WIREGRASS DIRECT PRIMARY CARE PLLC□		137	25	15%	162
Emory L Bennett State Veterans Nursing Home		160	2	1%	162
CORAL REEF NURSING & REHAB CENTER		161			161
Consulate Healthcare of West Palm Beach		151	9	6%	160
UNIVERSITY OF NORTH FLORIDA STUDENT HEALTH		154	6	4%	160
HOSPITAL FOR SPECIAL SURGERY		159	1	1%	160
KEYSTONE REHAB		160			160
HUNT CLUB PEDIATRIC ASSOCIATES, P.A.		138	22	14%	160
GREENBRIAR REHABILITATION AND NURSING CENTER	1	159			160
ARBOR FACILITY INC		159			159
CROSS POINTE CARE CENTER	2	157			159
CHAUTAUQUA REHABILITATION AND NURSING CENTER		150	9	6%	159
WUESTHOFF REF LABORATORY			158	100%	158
SARNO EXTENDED HOURS		104	54	34%	158
DOCTORS MEMORIAL HOSPITAL		44	114	72%	158
CYPRESS POINT LIVING, LLC		152	6	4%	158
PADDOCK RIDGE		154	3	2%	157
AMBULATORY SURGERY CENTER OF BOCA RATON LTD		156	1	1%	157
FIRST CHOICE PEDIATRICS		112	45	29%	157
QUICK CARE MED		125	31	20%	156
Englewood Healthcare and Rehab		141	15	10%	156
GOOD SAMARITAN CENTER		155	1	1%	156
LASER & SURGERY CENTER OF THE PALM BEACHES□		155	1	1%	156
ADVENT HEALTH CENTRA CARE - TEMPLE TERRACE	1	96	59	38%	156
COLOR GENOMICS, INC.	1	153	2	1%	156
FAMILY CARE PARTNERS OF NORTHEAST FLORIDA LLC		102	54	35%	156
PRUITT HEALTH		153	2	1%	155
TIMBERRIDGE NURSING HOME & REHAB		123	32	21%	155
AMERICAN FINNISH NURSING HOME	1	152	2	1%	155
NORTH FLORIDA PEDIATRICS - MARIANNA		119	36	23%	155
COCOA BEACH/ADVENT CENTRA		41	114	74%	155
FLORIDA KEYS PEDIATRICS & ADOLESCENT CENTER		148	7	5%	155
ALL SEASONS NAPLES LLC□		153	2	1%	155
ORLANDO HEALTH EMERGENCY DEPARTMENT		144	10	6%	154
Solaris Healthcare Lake Bennet		133	21	14%	154
PALMETTTO FACILITY INC	1	153			154
WATERMARK LAKE POINTE WOODS LLC		139	15	10%	154
ASTON GARDENS AT PELICAN MARSH		152	2	1%	154
SEMINOLE NURSING PAVILION		146	7	5%	153
ATLANTIC SHORES NURSING AND REHAB CENTER		151	2	1%	153

COVID-19: testing by laboratory

Data through Jan 4, 2021 verified as of Jan 5, 2021 at 09:25 AM

Data in this report are provisional and subject to change.

The numbers in the table below represent the number of Florida and non-Florida residents for whom test results were received by the Department of Health. A person can be tested by more than one laboratory and can have both positive and negative results. **Therefore, the sum of the numbers in each column will be larger than the total number of people tested.**

Reporting lab	Inconclusive	Negative	Positive	Percent positive	Total
ALLSOUTH URGENT CARE			152	100%	152
COLONY CLUB ALF,THE		141	11	7%	152
OSPREY VILLAGE AT AMELIA ISLAND LTD		146	6	4%	152
ST CATHERINE'S WEST REHABILITATION HOSPITAL		150	2	1%	152
SAINTS 120 LLC	1	117	33	22%	151
DIAMOND RIDGE		147	3	2%	150
FAWCETT MEMORIAL HOSPITAL-LAB		39	111	74%	150
ADVENT		139	10	7%	149
PRECISION HEALTH RESOURCES, LLC	1	133	15	10%	149
OAKBROOK HEALTH AND REHABILITATION CENTER	1	148			149
Crossbreeze care center		148	1	1%	149
CITRUS HEALTH AND REHAB		128	20	14%	148
SUNLAND MARIANNA COX MEDICAL CENTER		124	23	16%	147
EDGEWOOD NURSING CENTER		143	4	3%	147
SOUTHWEST ORLANDO FAMILY MEDICINE, PL		120	27	18%	147
EVENT MED SERVICES LABORATORY		144	3	2%	147
ADVENT HEALTH CENTRA CARE - ST. CLOUD		131	15	10%	146
FLORIDA HEALTH CARE PLAN INC		2	144	99%	146
NATIONS BEST FAMILY HEALTH CARE		69	77	53%	146
LAB CORP	1	88	56	39%	145
REGENCY CARE OF BLOUNTSTOWN LLC		135	10	7%	145
ANCIENT CITY PEDIATRICS		138	7	5%	145
ATLANTIC URGENT CARE		98	46	32%	144
UCC - WELLINGTON			144	100%	144
AVON PARK PEDIATRICS INC		130	14	10%	144
GENE BY GENE		61	83	58%	144
CENTERSTONE OF FLORIDA☐		136	8	6%	144
JEFFERY WEINZWEIG		2	141	99%	143
Quail Run Health Care Center		143			143
ORANGE BLOSSOM FAMILY HEALTH		134	9	6%	143
CONEY ISLAND HOSPITAL		140	3	2%	143
GOLD CHOICE SENIOR COMMUNITIES		103	40	28%	143
AMERICAN RESEARCH LABS		7	136	95%	143
ADVANCED AMBULATORY SURGERY CENTER		133	8	6%	141
CAREMED CLINIC LLC		83	58	41%	141
URGENT CARE EXPRESS LLC			141	100%	141
SANDBAY URGENT CARE		110	31	22%	141
AMEERAH LABS, LLC	2	108	30	21%	140
TARPON POINT NURSING AND REHABILITATION CENTER		139			139
PALM BEACH COUNTY HEALTH DEPT LAB	3	131	5	4%	139
MEADOWCREST FAMILY PHYSICIANS		92	47	34%	139
GLADES HEALTH CARE CENTER		136	3	2%	139
ROSECASTLE OF ZEPHRHILLS		137	2	1%	139
EDWARD J HEALEY REHAB & NURSING CENTER		138			138
AMERICAN PATHOLOGY PARTNERS		136	2	1%	138
ARDEN COURTS OF LARGO FL, LLC		128	10	7%	138
ARCADIA HEALTH AND REHABILITATION CENTER		100	38	28%	138

COVID-19: testing by laboratory

Data through Jan 4, 2021 verified as of Jan 5, 2021 at 09:25 AM

Data in this report are provisional and subject to change.

The numbers in the table below represent the number of Florida and non-Florida residents for whom test results were received by the Department of Health. A person can be tested by more than one laboratory and can have both positive and negative results. **Therefore, the sum of the numbers in each column will be larger than the total number of people tested.**

Reporting lab	Inconclusive	Negative	Positive	Percent positive	Total
BENDERSON FAMILY SKILLED NURSING AND□		124	13	9%	137
PIONEER CLINICAL LAB, LLC		104	33	24%	137
BOCA RATON REHABILITATION CENTER	4	130	3	2%	137
PPC-LAB EDI ORCHARD BI		129	8	6%	137
TRINITY REGIONAL REHAB CENTER		128	9	7%	137
HOLIDAY CVS LLC DBA CVS/PHARMACY #0440		134	3	2%	137
CAYUGA MEDICAL CENTER AT ITHACA		134	3	2%	137
WRIGHTS HEALTH CARE AND REHABILITATION CENTER		108	29	21%	137
Rehabilitation Center for Park Place LLC		135	2	1%	137
REFUAH HEALTH CENTER LABORATORY		133	4	3%	137
MANOR AT BLUEWATER BAY		131	6	4%	137
PAVILION FOR HEALTHCARE, THE		136			136
PORT ST LUCIE REHABILITATION AND HEALTHCARE		98	38	28%	136
VENICE REGIONAL BAYFRONT HEALTH (PULMONARY)		126	10	7%	136
IRL MARKET LAB ALACHUA		104	31	23%	135
FLOMEDILAB		19	116	86%	135
HCSO OCCUPATIONAL HEALTH AND WELLNESS CENTER		104	31	23%	135
STATMED QUICK QUALITY CLINIC AT NORTH PINELLAS		65	70	52%	135
LABORATORY OF FLORIDA		83	52	39%	135
CANTERFIELD OF OCALA, LLC		133	2	1%	135
CANTERFIELD OF CLAY COUNTY		112	23	17%	135
FIRST CHOICE PRIMARY CARE		107	27	20%	134
PRIMECARE OF DOTHAN		90	44	33%	134
Whispering Oaks	7	116	11	8%	134
XPRESS URGENT CARE	2	116	16	12%	134
WOODBRIIDGE FACILITY INC		133	1	1%	134
NEW YORK CITY DEPARTMENT OF HEALTH & MENTAL		108	25	19%	133
SOMERBY LAKE NONA		130	3	2%	133
UNITED CLINICAL LABORATORIES		124	9	7%	133
ADVENT HEALTH CENTRA CARE - DELAND		28	105	79%	133
Surrey Place Healthcare and Rehabilitation		133			133
JACKSONVILLE KIDS PEDIATRICS, PLLC		113	20	15%	133
SUNSHINE URGENT CARE LLC		88	44	33%	132
THE REHABILITATION CENTER OF LAKE CITY		127	5	4%	132
FORT WALTON REHABILITATION CENTER		95	37	28%	132
AMELIA MEDICAL CARE		14	118	89%	132
CARE ONE OF FLORIDA LLC		30	102	77%	132
SOLARIS HEALTHCARE BAYONET POINT		125	7	5%	132
LONGWOOD HEALTH AND REHABILITATION CENTER		125	6	5%	131
THE WELLNESS CENTER AT LAKEWOOD RANCH		43	88	67%	131
GUEST HOUSE OCALA, THE		128	3	2%	131
INTEGRATED REGIONAL LABORATORIES		119	12	9%	131
PATRIOT MEDICAL LABORATORIES		126	4	3%	130
PALM HARBOR FAMILY PRACTICE & WALK-IN		94	36	28%	130
ADVANCED MEDICAL CENTER		86	44	34%	130
MATHISON RETIREMENT COMMUNITY, INC		128	2	2%	130
ADVENT HEALTH CENTRA CARE - AZALEA PARK		112	18	14%	130

COVID-19: testing by laboratory

Data through Jan 4, 2021 verified as of Jan 5, 2021 at 09:25 AM

Data in this report are provisional and subject to change.

The numbers in the table below represent the number of Florida and non-Florida residents for whom test results were received by the Department of Health. A person can be tested by more than one laboratory and can have both positive and negative results. **Therefore, the sum of the numbers in each column will be larger than the total number of people tested.**

Reporting lab	Inconclusive	Negative	Positive	Percent positive	Total
MIRACLE HILL NURSING & REHABILITATION CENTER INC		126	4	3%	130
NCRNC INC		128	2	2%	130
EXOSOME DIAGNOSTICS	1	116	12	9%	129
ADVENT HEALTH CENTRA CARE - LONGWOOD		24	105	81%	129
CENTRACARE		17	112	87%	129
BMHSI-AEL MICROBIOLOGY LABORATORY	2	102	25	19%	129
PRIMARY CARE SOUTH INC		1	128	99%	129
FAMILY CARE PARTNERS OF NE FLORIDA LLC		84	45	35%	129
BAPTIST PRIMARY CARE, INC		121	8	6%	129
FHMG-FLORIDA HOSPITAL MEDICAL GROUP		109	19	15%	128
ADVENT HEALTH CENTRA CARE - WINTER GARDEN		65	63	49%	128
TUSCAN GARDENS OF PALM COAST		127	1	1%	128
GESSLER CLINIC PA		98	29	23%	127
LAKESIDE NEUROLOGIC		123	4	3%	127
Heartland Healthcare of Ft. Myers	1	126			127
MILLENNIUM LAB SERVICES			127	100%	127
PEDIATRICS BY THE SEA		126	1	1%	127
SUWANNEE VALLEY NURSING CENTER		120	7	6%	127
AMERICAN MEDICAL RESPONSE		124	3	2%	127
TRI-COUNTY NURSING HOME		117	10	8%	127
MOBILE INFIRMARY MED CENTER PATH LAB		114	12	10%	126
MINUTECLINIC LLC #8927		94	32	25%	126
CSL PLASMA		28	98	78%	126
FHMG FLORIDA HOSPITAL MEDICAL GROUP		107	19	15%	126
Gulf Coast Healthcare (Longwood Health and Rehab		113	12	10%	125
POINT WASHINGTON MEDICAL CLINIC		1	124	99%	125
Concordia Village of Tampa AL		124	1	1%	125
YOUR FAMILY WALK-IN CLINIC		3	122	98%	125
GENETWORKX		17	108	86%	125
EXPRESS PHARMACY		114	10	8%	124
THE CLUB AND REHABILITATION CENTER		123	1	1%	124
NORTH FLORIDA MEDICAL GROUP		80	44	35%	124
BAY VUE NURSING AND REHABILITATION CENTER		115	9	7%	124
MACTOWN, INC		124			124
SOUTH CAMPUS FACILITY INC		118	5	4%	123
LabCorp L#09258090 M#09258105		73	50	41%	123
LIFE CARE CENTER OF ALTAMONTE SPRINGS		102	21	17%	123
PROVIDENCE HOSPITAL LABORATORY		118	5	4%	123
ARTHREX MEDICAL CENTER		48	75	61%	123
BOND CLINIC PA PEDIATRICS DEPT		106	16	13%	122
GRAVITY DIAGNOSTICS, LLC		35	87	71%	122
PARKVIEW HEALTH		121			121
BAPTIST PRIMARY CARE INC		103	18	15%	121
WEDGEWOOD HEALTHCARE CENTER		89	32	26%	121
PEDIATRIC HEALTHCARE ALLIANCE		108	13	11%	121
TUSCAN GARDENS OF VENETIA MANAGEMENT COMPANY		119	2	2%	121
ESTERO ISLAND MEDICAL CENTER		102	18	15%	120

COVID-19: testing by laboratory

Data through Jan 4, 2021 verified as of Jan 5, 2021 at 09:25 AM

Data in this report are provisional and subject to change.

The numbers in the table below represent the number of Florida and non-Florida residents for whom test results were received by the Department of Health. A person can be tested by more than one laboratory and can have both positive and negative results. **Therefore, the sum of the numbers in each column will be larger than the total number of people tested.**

Reporting lab	Inconclusive	Negative	Positive	Percent positive	Total
GRAVITY DIAGNOSTICS		42	78	65%	120
PEDIATRIC ASSOCIATES OF OCALA PA		106	14	12%	120
NAPLES CHILDREN'S URGENT CARE		101	19	16%	120
KR at Hillsborough Lakes/Lutz Healthcare		119	1	1%	120
MORSELIFE MEMORY CARE RESIDENCE		116	3	3%	119
MATHISON RETIREMENT COMMUNITY		114	5	4%	119
BOSTON RED SOX CLUB LP		117	2	2%	119
RDX BIOSCIENCE		60	58	49%	118
PALMS MEDICAL GROUP HIGH SPRINGS		103	15	13%	118
AMA MEDICAL GROUP LLC		94	24	20%	118
CHARTER SENIOR LIVING OF PANAMA CITY BEACH		100	18	15%	118
PROVISTA DIAGNOSTICS, INC		115	3	3%	118
MINUTECLINIC LLC #5187		99	18	15%	117
NEIGHBORHOOD MEDICAL CENTER		112	5	4%	117
SOUTH BALDWIN REGIONAL MEDICAL CENTER		109	8	7%	117
JACKSONVILLE NURSING AND REHAB CENTER		113	4	3%	117
DOCTOR'S IN HOUSE LABORATORY		15	102	87%	117
HILLSBOROUGH COUNTY DEVELOPMENTAL CTR	1	111	5	4%	117
FLORIDA HEART & VASCULAR MULTISPECIALTY GROUP PA		79	37	32%	116
WESLEY HAVEN VILLA	1	107	8	7%	116
ADVENT HEALTH CENTRA CARE - BRANDON		30	86	74%	116
VIERA MANOR ASSISTED LIVING RESIDENCE		110	6	5%	116
MV MEDICAL PRACTICE DBA PRIMARY URGENT CARE		110	5	4%	115
BELVEDERE COMMONS OF FORT WALTON BEACH		106	9	8%	115
Lakeside Nursing and Rehabilitation Center	1	90	24	21%	115
ASCENSION MEDICAL GROUP		2	113	98%	115
BRIGHTON EGGERT PHARMACY INC		110	5	4%	115
COQUINA CENTER		113	2	2%	115
Solaris Senior Living North Naples ALF		109	5	4%	114
MILLER BIOCONNECT		95	18	16%	113
SUNNY HILLS ALF OF SEBRING INC		105	8	7%	113
WHITE WILSON MEDICAL IMMEDIATE CARE NICEVILLE		1	112	99%	113
UNIVERSITY OF MIAMI		1	111	99%	112
PALM BEACH PEDIATRICS PA	2	100	10	9%	112
COASTAL HEALTH AND REHAB		110	2	2%	112
STEWART MEDICAL GROUP		34	78	70%	112
FOUNTAINS OF HOPE LLC, THE		111	1	1%	112
ALLIED HEALTH FORT PIERCE		112			112
SHOAL CREEK REHABILITATION CENTER		71	41	37%	112
HIALEAH SHORES NURSING AND REHAB CENTER		103	8	7%	111
CENTRA CARE - HUNTER'S CREEK		52	59	53%	111
MINUTECLINIC DIAGNOSTIC OF RHODE ISLAND, LLC #729		107	4	4%	111
Cross Terrace REhabitation		109	1	1%	110
PROFESSIONAL HEALTH EXAMINERS		95	15	14%	110
OPTUMCARE FLORIDA LLC		68	42	38%	110
RDV SPORTSPLEX PEDIATRICS		92	18	16%	110
NORTH FL SOUTH GA HCS-MALCOM RANDALL VAMC			109	100%	109

COVID-19: testing by laboratory

Data through Jan 4, 2021 verified as of Jan 5, 2021 at 09:25 AM

Data in this report are provisional and subject to change.

The numbers in the table below represent the number of Florida and non-Florida residents for whom test results were received by the Department of Health. A person can be tested by more than one laboratory and can have both positive and negative results. **Therefore, the sum of the numbers in each column will be larger than the total number of people tested.**

Reporting lab	Inconclusive	Negative	Positive	Percent positive	Total
MEYER PEDIATRICS		97	12	11%	109
NORTH FLORIDA PEDIATRICS PA - DUVAL		97	12	11%	109
ISLAND HEALTH AND REHABILITATION CENTER		109			109
EVANS HEALTH CARE		106	2	2%	108
CONTINENTAL CLINICAL RESEARCH, LLC		102	5	5%	107
SPRINGS AT LAKE POINTE WOODS		105	2	2%	107
GRAND OAKS HEALTH & REHABILITATION		106	1	1%	107
PEDIATRICS OF GREATER ORLANDO		94	13	12%	107
CORE BIO LABS		74	33	31%	107
HEART OF FLORIDA REGIONAL MED CTR		35	71	67%	106
FIRST CHOICE PEDIATRICS SEMORAN		74	32	30%	106
ADVENT HEALTH CENTRA CARE - SANFORD		28	78	74%	106
SANDY PINES	2	96	8	8%	106
TREASURE COAST MEDICAL ASSOCIATES		2	104	98%	106
MINUTECLINIC LLC #4987		92	14	13%	106
JAMES A HALEY VETERANS HOSPITAL			105	100%	105
VETERANS AFFAIRS ORLANDO VA MEDICAL CENTER			105	100%	105
URGENT CARE TCMA			105	100%	105
FLORIDA DEPARTMENT OF HEALTH IN LAKE COUNTY	1	68	36	34%	105
ADVENT HEALTH - LAKE NONA		91	14	13%	105
ADDINGTON PLACE AT WELLINGTON GREEN		103	1	1%	104
REGENCY PARK		86	18	17%	104
BAY VIEW HEALTHCARE		85	19	18%	104
WIMAUMA COMMUNITY HEALTH CENTER		82	22	21%	104
ENCOMPASS HEALTH REHABILITATION HOSPITAL	5	96	3	3%	104
DE LUNA HEALTH AND REHABILITATION CENTER		102	1	1%	103
LEESBURG PEDIATRICS		95	8	8%	103
KENNEDY PAIN CLINIC GROUP LLC		91	12	12%	103
SMILEY MEDICAL GROUP		75	28	27%	103
ADVENT HEALTH CENTRA CARE - CITRUS PARK		8	95	92%	103
HOLISTIX TREATMENT CENTERS		98	5	5%	103
SURREY PLACE CARE CENTER		97	5	5%	102
UNIVERSITY MEDICAL CENTER SUITES		90	12	12%	102
PALMS FACILITY INC		88	14	14%	102
HEALTH PARK CARE CENTER		102			102
SUNFLOWER SPRINGS ASSISTED LIVING		99	3	3%	102
MANOR CARE OF BOYNTON BEACH LLC		99	3	3%	102
FG RAPID RESULTS	1	51	50	49%	102
Signature healthcare of Jacksonville		96	5	5%	101
24/7 PEDIATRIC CARE CENTERS INC		97	4	4%	101
HEALTH DESIGNS		92	9	9%	101
PONTE VEDRA GARDENS		100	1	1%	101
LUIS A GHIGLINO MD PA		97	3	3%	100
Consulate Health Care of Port Charlotte		98	2	2%	100
Chatham Glen Healthcare and Rehabilitation Center		95	5	5%	100
VILLAGE PLACE NH LLC		78	22	22%	100
HOLLEY NAVARRE MEDICAL CLINIC		64	36	36%	100

COVID-19: testing by laboratory

Data through Jan 4, 2021 verified as of Jan 5, 2021 at 09:25 AM

Data in this report are provisional and subject to change.

The numbers in the table below represent the number of Florida and non-Florida residents for whom test results were received by the Department of Health. A person can be tested by more than one laboratory and can have both positive and negative results. **Therefore, the sum of the numbers in each column will be larger than the total number of people tested.**

Reporting lab	Inconclusive	Negative	Positive	Percent positive	Total
GRANDE, THE	2	94	4	4%	100
CENTRAL FLORIDA HEALTH CARE		47	52	53%	99
DAIRY ROAD URGENT CARE		60	39	39%	99
FLORIDA DEPARTMENT OF HEALTH IN LIBERTY COUNTY	2	55	42	42%	99
PHYSICIANS REGIONAL CLINIC		82	17	17%	99
KINDRED HOSPITAL	6	91	2	2%	99
SONATA COCONUT CREEK	1	83	15	15%	99
LAKEVIEW TERRACE RETIREMENT COMMUNITY		96	3	3%	99
QUEENS HOSPITAL CENTER		95	4	4%	99
WOOD LAKE HEALTH AND REHABILITATION CENTER		99			99
PROFESSIONAL HEALTH EXAMINERS DBA PROHEALTH		83	15	15%	98
BORLAND GROOVER CLINIC	1	83	14	14%	98
MD 365 MEDICAL CARE		97	1	1%	98
PLAZA OF HALLANDALE BEACH		98			98
FLORIDA COMMUNITY HEALTH CENTERS INC			98	100%	98
MONTEFIORE MEDICAL CENTER LABORATORIES - MOSES		90	8	8%	98
LIFE CARE CENTER OF WINTER HAVEN		85	12	12%	97
GRACE PEDIATRICS		78	19	20%	97
SONATA DELRAY BEACH		92	5	5%	97
HEALTH CENTERS AT BRENTWOOD		96	1	1%	97
DOCTORS MEMORIAL FAMILY PRACTICE	2	72	23	24%	97
EAST NEW YORK DIAGNOSTIC AND TREATMENT		91	5	5%	96
PEDIATRIC ASSOCIATES ORLANDO		82	14	15%	96
GLOBAL CENTRAL LABS AT PPD	2	87	7	7%	96
FRICKS PHARMACY		78	18	19%	96
BAYSHORE MEMORY CARE		96			96
US MEDICAL CARE, INC		86	10	10%	96
ST ANTHONYS REHABILITATION HOSPITAL	3	91	2	2%	96
ARBOR TRAIL		77	18	19%	95
DEVANSH LAB WERKS INC		79	16	17%	95
VISTA MANOR		92	3	3%	95
PINELLAS CARE CENTER		68	27	28%	95
LAKE HOUSE ASSISTED LIVING		79	16	17%	95
THE TERRACE OF KISSIMMEE		80	15	16%	95
ADVENT HEALTH CENTRA CARE - KISSIMMEE		61	34	36%	95
BROWARD HEALTH CORAL SPRINGS EPIDEMIOLOGY DEPT		1	94	99%	95
WESTCHESTER MEDICAL CENTER		92	2	2%	94
Sunnyside Nursing Home		91	3	3%	94
DAYSPRING VILLAGE		93	1	1%	94
CHILDRENS CLINIC WEST FLORIDA PEDIATRICS		82	12	13%	94
BOND CLINIC, PA		66	28	30%	94
HEALTH CARE DISTRICT OF PALM BEACH COUNTY	1	10	83	88%	94
OAKS OF KISSIMMEE HEALTH AND REHABILITATION CENTER		94			94
DIAGNOSTIC SOLUTIONS		3	91	97%	94
SEMINOLE COUNTY HEALTH DEPARTMENT		75	18	19%	93
EXCEL PEDIATRICS		68	25	27%	93
ARDEN COURTS OF TAMPA		93			93

COVID-19: testing by laboratory

Data through Jan 4, 2021 verified as of Jan 5, 2021 at 09:25 AM

Data in this report are provisional and subject to change.

The numbers in the table below represent the number of Florida and non-Florida residents for whom test results were received by the Department of Health. A person can be tested by more than one laboratory and can have both positive and negative results. **Therefore, the sum of the numbers in each column will be larger than the total number of people tested.**

Reporting lab	Inconclusive	Negative	Positive	Percent positive	Total
ADVENTHEALTH CENTRA CARE WINTER HAVEN		2	90	98%	92
ADVENT HEALTH CENTRA CARE - ORANGE CITY		14	78	85%	92
CHILDREN MED CARE INC		76	16	17%	92
FLORIDA HEALTH CARE PLANS			92	100%	92
TRADITION MEDICAL CENTER LABORATORY		48	44	48%	92
TIFFANY HALL NURSING AND REHAB CENTER		91	1	1%	92
NO FLORIDA PEDIATRICS, PA		81	11	12%	92
WHITE PLAINS HOSPITAL CENTER LAB		90	2	2%	92
THE COURTYARD ASSISTED LIVING		88	4	4%	92
MG PORT CHARLOTTE II SUBTENANT LLC		81	11	12%	92
NATURE COAST MEDICAL GROUP		50	42	46%	92
Courtyards of Orlando Care Center		87	4	4%	91
HUNT CLUB PEDIATRIC ASSOCIATES PA		51	40	44%	91
NAVY HOSPITAL			91	100%	91
HERON CLUB AT PRESTANCIA		89	2	2%	91
DIAGNOSTIC LABORATORY OF OKLAHOMA		74	17	19%	91
UNIVERSITY HEALTH SYSTEM INC		82	9	10%	91
HOBDAIR FAMILY HEALTH LLC		62	29	32%	91
PORT SAINT LUCIE HOSPITAL		90	1	1%	91
SIGNATURE HEALTHCARE OF PORT CHARLOTTE		84	7	8%	91
CHIPOLA MEDICAL ASSOCIATES, LLC		46	44	49%	90
TGH URGENT CARE - SEMINOLE			90	100%	90
SOUTH BALDWIN MEDICAL CENTER GULF SHORES		71	19	21%	90
GEORGIA DEPARTMENT OF PUBLIC HEALTH		1	89	99%	90
HURLBURT FIELD CLINIC		39	51	57%	90
AYERS HEALTH & REHABILITATION CENTER		90			90
ADVENT HEALTH CENTRA CARE - WATERMAN		78	12	13%	90
KEYS MEDICAL GROUP			90	100%	90
WELLSNOW URGENT CARE PC		90			90
ISLAND URGENT CARE PLLC DBA AFC URGENT CARE		88	1	1%	89
CABANA AT JENSEN DUNES, THE		89			89
FARAH MEDICAL		87	2	2%	89
LEE COUNTY SCHOOL DISTRICT	1	82	6	7%	89
AMERICAN HOUSE-BONITA SPRINGS		88	1	1%	89
FAMILY HEALTH CENTERS OF SOUTHWEST FLORIDA INC		60	29	33%	89
AVERO DIAGNOSTICS		64	24	27%	88
GOVERNOR'S CREEK HEALTH & REHABILITATION		87	1	1%	88
KALEIDA HEALTH CENTER FOR LABORATORY		82	6	7%	88
PACIFIC ANALYTICS			87	100%	87
ST MARK ASSISTED LIVING CENTER	1	75	11	13%	87
ADVENT HEALTH CENTRA CARE - HUNTERS CREEK	3	43	41	47%	87
BRANDON HEALTH AND REHABILITATION CENTER	1	85	1	1%	87
NO FLORIDA PEDIATRICS, PA - BRADFORD		74	12	14%	86
ADVENT HEALTH - PALM HARBOR ER		64	22	26%	86
BROWARD PARTNERSHIP	2	84			86
North Lake Care Center		85	1	1%	86
URINEGOODHANDS LLC		84	2	2%	86

COVID-19: testing by laboratory

Data through Jan 4, 2021 verified as of Jan 5, 2021 at 09:25 AM

Data in this report are provisional and subject to change.

The numbers in the table below represent the number of Florida and non-Florida residents for whom test results were received by the Department of Health. A person can be tested by more than one laboratory and can have both positive and negative results. **Therefore, the sum of the numbers in each column will be larger than the total number of people tested.**

Reporting lab	Inconclusive	Negative	Positive	Percent positive	Total
W. FRANK WELLS NURSING HOME		84	1	1%	85
SEASIDE HEALTH AND REHABILITATION CENTER		29	56	66%	85
MIAMI SHORES NURSING & REHAB		85			85
CITRUS MEMORIAL HEALTH SYSTEM LAB		2	83	98%	85
FREEDOM INN AT TARPON SPRINGS		81	4	5%	85
WILLOW BROOKE COURT AT AZALEA TRACE		85			85
PREDICTIVE LABORATORIES, INC	1	77	7	8%	85
ADVENT HEALTH CENTRA CARE - SOUTH ORANGE		69	16	19%	85
NITE LITE PEDIATRICS - JACKSONVILLE		76	8	10%	84
PINES OF SARASOTA GARDEN		84			84
CHERRY OAK PALM BEACH COUNTY		80	4	5%	84
QUICK CARE MED PL CR		80	3	4%	83
LABCORP EMPLOYER SERVICES		82	1	1%	83
CLYDE E LASSEN STATE VETERANS NURSING HOME		59	24	29%	83
NSPIRE HEALTHCARE TAMARAC		80	3	4%	83
ALL FLORIDA FAMILY AND SPORTS MEDICINE		76	7	8%	83
DISCOVERY VILLAGE AT NAPLES		83			83
DOLPHIN POINTE HEALTH CARE LLC		69	13	16%	82
THE PAVILION FOR HEALTH CARE		72	10	12%	82
VILLAS OF HOLLY BROOK - BRADENTON 14TH		82			82
SUNY UPSTATE MEDICAL UNIVERSITY		78	4	5%	82
OKEECHOBEE COUNTY HEALTH DEPT	1	47	34	41%	82
LAB		29	53	65%	82
ST MARK VILLAGE		78	4	5%	82
VIERA HOSPITAL			82	100%	82
MEDIPATH LLC		2	80	98%	82
PHYSICIAN PARTNERS PERRY		43	39	48%	82
CAREMOUNT MEDICAL - PATHOLOGY		79	3	4%	82
LAKEVIEW INTERNAL MEDICINE		43	39	48%	82
JOHN KNOX VILLAGE OF FLORIDA ALF	1	78	2	2%	81
RIDGEWOOD DIAGNOSTIC LABORATORY		77	4	5%	81
LATE HOURS URGENT CARE		47	34	42%	81
ONESTOP MEDICAL AND URGENT CARE LLC		61	20	25%	81
MIDWAY PRIMARY CARE, LLC		79	2	2%	81
BIO-TECH CLINICAL LABORATORIES		41	40	49%	81
BEACON AT GULF BREEZE, THE		79	2	2%	81
MY CLINICAL LAB INC		17	63	79%	80
KORGENE LAB	1	23	56	70%	80
PHYSICIANS REGIONAL MEDICAL CENTER - PINE RIDGE		18	62	78%	80
NORTH FLORIDA INTERNAL MEDICINE PA		65	15	19%	80
SARAPATH DIAGNOSTICS			79	100%	79
VETERANS AFFAIRS MEDICAL CENTER - PALO ALTO		28	51	65%	79
PROJECT HEALTH INC		64	15	19%	79
MACADAMS HOME HEALTH AGENCY		78	1	1%	79
JUPITER MEDICAL CENTER URGENT CARE			79	100%	79
CBS LABS OF TAMPA LLC		3	76	96%	79
CATHOLIC HEALTH SYSTEM DEPT LABORATORY		77	2	3%	79

COVID-19: testing by laboratory

Data through Jan 4, 2021 verified as of Jan 5, 2021 at 09:25 AM

Data in this report are provisional and subject to change.

The numbers in the table below represent the number of Florida and non-Florida residents for whom test results were received by the Department of Health. A person can be tested by more than one laboratory and can have both positive and negative results. **Therefore, the sum of the numbers in each column will be larger than the total number of people tested.**

Reporting lab	Inconclusive	Negative	Positive	Percent positive	Total
EDGEWATER AT WATERMAN VILLAGE		78	1	1%	79
BAY EDUCATORS WELLNESS CENTER		49	29	37%	78
CRANE CENTER		59	19	24%	78
BIODESIX, INC.		61	17	22%	78
VIPEDIATRICS PLLC		73	5	6%	78
CONSULATE HEALTH CARE OF SARASOTA□		77			77
ORANGE CITY NURSING AND REHAB		75	2	3%	77
SUMMIT MEDICAL GROUP		69	8	10%	77
VILLAGE PEDIATRICS LLC		59	18	23%	77
PROMPT CARE OF CENTRAL FLORIDA			77	100%	77
FOUNTAIN INN NURSING & REHABILITATION CTR, INC		71	6	8%	77
TRUE NORTH HEALTH NAVIGATION LLC DBA DISPATCHHEALTH	1	60	16	21%	77
FORT MYERS REHABILITATION AND NURSING CENTER		70	7	9%	77
ADVANCED MEDICAL GROUP		1	76	99%	77
CLEVELAND CLINIC FOUNDATION		12	64	84%	76
FINNISH AMERICAN REST HOME-ALF		74	2	3%	76
GULF COAST MEDICAL CENTER		74	2	3%	76
PIONEER CLINICAL LAB LLC		46	30	39%	76
NAVARRE GARDENS LLC		57	19	25%	76
CLINICAL PATHOLOGY ASSOCIATES-SONIC REFERENCE LAB		76			76
DB MD		70	6	8%	76
NORTH PORT REHABILITATION AND NURSING CENTER□		75	1	1%	76
DYNAMIC MEDICAL USA			76	100%	76
IQBAL A FARUQUI MD□		61	15	20%	76
ARBOR GLEN AT ARBOR TRACE	2	67	7	9%	76
HARBORCHASE OF NAPLES		63	12	16%	75
LAKE MORTON PLAZA□		72	3	4%	75
ERIE COUNTY MEDICAL CTR CLINICAL LABS		71	4	5%	75
ASAP LABS LLC		71	4	5%	75
WINDSOR REFLECTIONS		74	1	1%	75
TGH URGENT CARE – TYRONE		2	73	97%	75
BOND CLINIC PA		43	32	43%	75
ADVENTHEALTH EXPRESSCARE		45	30	40%	75
NOAH CLINICAL LABORATORY		63	11	15%	74
SONATA WEST		73	1	1%	74
Sandy Ridge Center for Rehabilitation and Healing		71	3	4%	74
CHARLES CROFT MD	1	73			74
ARCPPOINT LABS OF SARASOTA MANATEE		18	56	76%	74
BENTON HOUSE AT OAKLEAF		51	23	31%	74
WORKPLACE SCREENING INTELLIGENCE			74	100%	74
MEMORY CARE OF NAPLES		74			74
LIFE BRITE		66	8	11%	74
MAGNOLIA DIAGNOSTIC		1	73	99%	74
PINNACLES PEDS CARE PA		73			73
AMERICAN HOUSE SENIOR LIVING		69	4	5%	73
FAMILY MEDICAL CARE OF PALM BEACH		40	33	45%	73
SUNRISE URGENT CARE ASSOCIATES LLC D/B/A	1	17	55	75%	73

COVID-19: testing by laboratory

Data through Jan 4, 2021 verified as of Jan 5, 2021 at 09:25 AM

Data in this report are provisional and subject to change.

The numbers in the table below represent the number of Florida and non-Florida residents for whom test results were received by the Department of Health. A person can be tested by more than one laboratory and can have both positive and negative results. **Therefore, the sum of the numbers in each column will be larger than the total number of people tested.**

Reporting lab	Inconclusive	Negative	Positive	Percent positive	Total
SCOTT LAKE HEALTH AND REHABILITATION CENTER		71	2	3%	73
LABCORP RTP		29	44	60%	73
DISCOVERY VILLAGE AT MELBOURNE		72	1	1%	73
CONSULATE HEALTH CARE – LAKE MARY		72	1	1%	73
LABFIRST - DEPARTMENT OF PATHOLOGY		70	2	3%	72
ARDEN COURTS OF DELRAY BEACH FL LLC	1	71			72
HAVEN OF OUR LADY OF PEACE		72			72
Cross Landings Health and Rehabilitation		72			72
FAWCETT MEMORIAL HOSPITAL LABORATORY			72	100%	72
VILLA MARIA WEST SKILLED NURSING FACILITY		66	6	8%	72
JPR URGENT MEDICAL CARE		72			72
Madison Health and Rehabilitation Center		42	30	42%	72
AMMON LABS		61	10	14%	71
ADVANCED LAB		67	4	6%	71
HIGHLANDS MEDICAL CENTER		69	2	3%	71
CARENOW LAKE MARY			71	100%	71
BROOKDALE OVIEDO		69	2	3%	71
STONY BROOK UNIVERSITY MEDICAL CENTER		63	8	11%	71
SOUTH GEORGIA MEDICAL CENTER		48	23	32%	71
BROWARD HEALTH MEDICAL CENTER		3	68	96%	71
AFTER HOURS PEDIATRICS INC	1	1	68	97%	70
HUNTSVILLE HOSPITAL LABORATORY		49	21	30%	70
MEMORIAL MANOR		70			70
PICH KTM CORP DBA MEDTOWN PHARMACY		62	8	11%	70
Highlands Regional Hospital		63	7	10%	70
QPS, LLC		69	1	1%	70
S-H THIRTY-FIVE OPCO- PORT ST LUCIE, LLC	1	69			70
LECONTE MEDICAL CENTER LAB		52	18	26%	70
PROMEDICA LABORATORIES		21	49	70%	70
PLYMOUTH HOME FOR ADULTS, INC.	8	61	1	1%	70
SUNCOAST COMMUNITY HEALTH CENTERS PEDIATRICS		21	49	70%	70
USF HEALTH MORSANI CENTER		5	64	93%	69
TAVARES PEDIATRICS		61	8	12%	69
HERITAGE HEALTHCARE AND REHABILITATION CENTER		69			69
The Grove Health and Rehabilitation		51	18	26%	69
SIMED LABORATORY		57	12	17%	69
ADVENT HEALTH CENTRA CARE - POINCIANA		28	40	59%	68
CANOPY ON BERRYHILL, THE		48	20	29%	68
PEDIATRIC SPECIALISTS MEDICAL GROUP☐	1	64	3	4%	68
Centre Pointe Health and Rehabilitation Center		63	5	7%	68
SUMMIT AT VENICE	2	62	4	6%	68
SUNCOAST OPTIMAL WELLNESS		23	45	66%	68
HEALTH FIRST - PALM BAY HOSPITAL		2	66	97%	68
GRAND OAKS OF JENSEN BEACH LLC☐		68			68
CORAL GABLES NURSING & REHABILITATION CENTER		61	7	10%	68
ATRIUM AT LIBERTY PARK☐		66	2	3%	68
J FRANK AVEY MD		53	15	22%	68

COVID-19: testing by laboratory

Data through Jan 4, 2021 verified as of Jan 5, 2021 at 09:25 AM

Data in this report are provisional and subject to change.

The numbers in the table below represent the number of Florida and non-Florida residents for whom test results were received by the Department of Health. A person can be tested by more than one laboratory and can have both positive and negative results. **Therefore, the sum of the numbers in each column will be larger than the total number of people tested.**

Reporting lab	Inconclusive	Negative	Positive	Percent positive	Total
SACRED HEART HEALTH SYSTEM, INC		39	29	43%	68
ORLANDO VA MEDICAL CENTER			68	100%	68
CROSSWINDS HEALTH AND REHABILITATION CENTER		67			67
AEL- MEMPHIS		17	50	75%	67
NOVARI CARE LLC		51	16	24%	67
LAB PLUS, LLC AT SAINT THOMAS WEST HOSPITAL		53	14	21%	67
WINDSOR OAKS		66	1	1%	67
CENTRAL BALDWIN IMMEDIATE CARE & FAMILY PRACTICE		51	16	24%	67
CLEARWATER STATMED QUICK QUALITY CLINICS		29	38	57%	67
MINUTECLINIC DIAGNOSTIC OF SOUTH CAROLINA, LLC		60	6	9%	66
WASHINGTON REHAB AND NURSING		59	7	11%	66
DOS OF NORTH SHORES NURSING & REHAB CENTER		66			66
Life Care Center of Sarasota		56	10	15%	66
LAKE VIEW CARE CENTER AT DELRAY		65	1	2%	66
MEDEX MEDICAL EXPRESS OF PALATKA			66	100%	66
SENIOR LIVING VII TAMPA LLC	1	57	8	12%	66
ASSOCIATED CLINICAL LABORATORIES		59	7	11%	66
BARKLEY PLACE		63	2	3%	65
ST VINCENT'S BIRMINGHAM		61	4	6%	65
OAKHURST CENTER		65			65
CL BRUMBACK PRIMARY CARE CLINICS		16	49	75%	65
VIERA DEL MAR HEALTH AND REHABILITATION CENTER		63	2	3%	65
MD 365 MEDICAL CARE PLLC		65			65
The Crossroads		64	1	2%	65
OUT OF STATE		40	24	38%	64
EISENHOWER ARMY MEDICAL CENTER		60	4	6%	64
KINDRED HOSPITAL THE PALM BEACHES		62	2	3%	64
PANAMA PHARMACY	2	55	7	11%	64
HEARTLAND PEDIATRICS OF LAKE PLACID PA		53	11	17%	64
MICRO PATH LABORATORIES INC		62	2	3%	64
ISLAND DOCTORS		4	60	94%	64
NEW SMYRNA BEACH URGENT CARE			64	100%	64
PLANTATION GENERAL HOSPITAL CLINICAL LAB		26	38	59%	64
JOSEPH L MORSE GERIATRIC CENTER	2	59	3	5%	64
F&T MEDICAL RESEARCH, INC		63			63
SUMMER VISTA ASSISTED LIVING		38	25	40%	63
VIERA HEALTH AND REHABILITATION CENTER		62	1	2%	63
CARENOW URGENT CARE - LAKE MARY			63	100%	63
HUNTINGTON HOSPITAL LABORATORY		61	2	3%	63
WINDSOR OF LAKEWOOD RANCH,THE		63			63
APC PEDIATRICS AT RYE ROAD MEDICAL PARK		63			63
MEDI CLINIC SARASOTA INC		62	1	2%	63
ADVENT HEALTH CARE CENTER		60	3	5%	63
WADSWORTH HEALTH CENTER		60	3	5%	63
STONY BROOK SOUTHAMPTON		62	1	2%	63
POINTE, THE		61	2	3%	63
MIAMI BEACH COMMUNITY HEALTH CENTER			62	100%	62

COVID-19: testing by laboratory

Data through Jan 4, 2021 verified as of Jan 5, 2021 at 09:25 AM

Data in this report are provisional and subject to change.

The numbers in the table below represent the number of Florida and non-Florida residents for whom test results were received by the Department of Health. A person can be tested by more than one laboratory and can have both positive and negative results. **Therefore, the sum of the numbers in each column will be larger than the total number of people tested.**

Reporting lab	Inconclusive	Negative	Positive	Percent positive	Total
PRIME HEALTH OF NORTH PORT LLC		57	5	8%	62
NEMOURS CHILDREN'S PRIMARY CARE		51	11	18%	62
MD LABS		35	27	44%	62
DOUGLAS T JACOBSON STATE VETERANS HOME		62			62
OVERLOOK HOSPITAL LABORATORY		57	5	8%	62
MED EXPRESS		6	56	90%	62
WALGREENS 10670		56	6	10%	62
ELLENTON PEDIATRICS PA		55	7	11%	62
FLORIDA PEDIATRIC GROUP		27	35	56%	62
DEPARTMENT OF HEALTH BUREAU OF FAMILY		61			61
BOND CLINIC DR ELDEEB		35	26	43%	61
MEDICAL CONSULTANTS OF FLORIDA DBA		55	6	10%	61
NXGEN MDX		20	41	67%	61
AMERICAN FAMILY MEDICAL		48	13	21%	61
EMERALD COAST HOSPICE		60	1	2%	61
ISLAND COAST PEDIATRICS		56	5	8%	61
East Bay Rehabilitation Center		34	27	44%	61
RESTORE HEALTH URGENT CARE		21	39	65%	60
ELMCROFT OF BELLA VITA		52	8	13%	60
WASHINGTON REHABILITATION AND NURSING CENTER		51	9	15%	60
BROOKDALE FORT MYERS THE COLONY		58	2	3%	60
CITRUS MEMORIAL HOSPITAL			60	100%	60
EXACT SCIENCES LABORATORIES, LLC		15	45	75%	60
TWIN CREEKS ASSISTED LIVING & MEMORY CARE		57	3	5%	60
EAST ALABAMA MEDICAL CENTER LABORATORY		51	9	15%	60
ADVENTHEALTH EXPRESS CARE AT WALGREENS 49TH STREET		46	14	23%	60
MAINSTREAM DIAGNOSTIC LABORATORY LLC		50	9	15%	59
BIG BOCA SMILES LLC		57	2	3%	59
BIOTECH		52	7	12%	59
ALTERNATIVE LIVING, INC DBA TWIN CITIES PAVILION		59			59
CENTRA CARE POINCIANA	1	45	13	22%	59
RIVERSIDE RECOVERY OF TAMPA		58	1	2%	59
DAYSPRING SENIOR LIVING LLC		58	1	2%	59
SUSANNA WESLEY HEALTH CENTER		54	5	8%	59
MINNESOTA TWINS		56	3	5%	59
INTERNAL LAB		50	9	15%	59
EMBRY RIDDLE AERONAUTICAL UNIVERSITY HEALTH SERVICES			58	100%	58
220 GOLDEN, LLC		48	10	17%	58
THE CANOPY AT BERRYHILL		58			58
MOBILE PHYSICIAN SERVICES INC		56	2	3%	58
Margate Health and Rehabilitation Center		56	2	3%	58
ADVENTHEALTH MEDICAL GROUP PROMPT CAR		36	22	38%	58
ROSECASTLE OF CITRUS		58			58
NORTH FLORIDA SPINE AND WELLNESS		50	8	14%	58
CLINICAL ENTERPRISE, INC		56	2	3%	58
Crystal Health & Rehab Center		57			57
MILLENIUM PHYSICIANS GROUP		1	56	98%	57

COVID-19: testing by laboratory

Data through Jan 4, 2021 verified as of Jan 5, 2021 at 09:25 AM

Data in this report are provisional and subject to change.

The numbers in the table below represent the number of Florida and non-Florida residents for whom test results were received by the Department of Health. A person can be tested by more than one laboratory and can have both positive and negative results. **Therefore, the sum of the numbers in each column will be larger than the total number of people tested.**

Reporting lab	Inconclusive	Negative	Positive	Percent positive	Total
STUART LODGE LIVING LLC		37	20	35%	57
ASCENSION SACRED HEART BAY LABORATORY		54	3	5%	57
SEMINOLE SPORTS AND FAMILY MEDICINE		54	3	5%	57
HARBORCHASE OF VERO BEACH		53	4	7%	57
MED COMP SCIENCES		1	56	98%	57
ALZHEIMERS CARE CENTER OF VIERA LTD		37	20	35%	57
GENPATH			57	100%	57
ADVENTHEALTH MEDICAL GROUP FAMILY MEDICINE AT		46	11	19%	57
CRAIG BERGER MD PL D/B/A BAY AREA EYE INSTITUTE		57			57
ANTHEM LAKES LLC		57			57
SEVEN HILLS HEALTH AND REHABILITATION CENTER		47	10	18%	57
ZON BEACHSIDE LLC□		47	10	18%	57
GV NAPLES OPCO, LLC		57			57
KAPG FLEMING ISLAND SENIOR HOUSING OPCO LLC	1	56			57
A COUNTRY PLACE ASSISTED LIVING FACILITY		56			56
PALM BAY URGENT CARE		28	28	50%	56
FLAGLER COLLEGE HEALTH SERVICES		39	17	30%	56
WHITE WILSON MEDICAL CENTER PA - NAVARRE			56	100%	56
TIFFANY HALL NURSING AND REHAB		44	12	21%	56
EAGLES WATCH CLUSTER		47	9	16%	56
MAGNOLIA FAMILY URGENT CARE		46	10	18%	56
CENTRAL FLORIDA HEALTHCARE GROUP LLC		48	7	13%	55
PALMS EDGE	1	51	3	5%	55
SONATA HUNTERS CREEK		47	8	15%	55
PREMIER MEDICAL ASSOCIATES ALL FLORIDA LLC		54	1	2%	55
CENTRA CARE - CONWAY		21	34	62%	55
CENTURY CENTER FOR REHABILITATION & HEALING		39	16	29%	55
AMERICAN FAMILY MEDICAL LLC		32	23	42%	55
COASTAL INTERNAL MEDICINE		43	11	20%	54
INDIGO MANOR□		22	32	59%	54
ST. CLOUD MEDICAL GROUP		54			54
SARASOTA CO. HEALTH DEPT # 58		40	14	26%	54
UNITED LABORATORY SERVICES CORPORATION		38	16	30%	54
LENOX HILL HOSPITAL		50	4	7%	54
JERICO URGENT CARE		51	3	6%	54
FHMG LAKE MARY PEDS		45	9	17%	54
JUNIPER VILLAGE AT NAPLES		53	1	2%	54
CLERMONT HEALTH AND REHAB		40	14	26%	54
VETERANS AFFAIRS MEDICAL CENTER - GULF COAST		27	27	50%	54
ARDEN COURTS OF FORT MYERS		52	2	4%	54
CERTUS MTD OPCP LLC		52	2	4%	54
HOSPICE OF ST FRANCIS INC□		52	2	4%	54
BRISTOL AT TAMPA, THE	1	48	5	9%	54
SONNIS PEDIATRICS PA		49	4	8%	53
RIVER TOWN DIAGNOSTIC LLC		17	36	68%	53
REGENTS PARK OF BOCA RATON□		51	2	4%	53
Osprey Point Nursing Center		51	2	4%	53

COVID-19: testing by laboratory

Data through Jan 4, 2021 verified as of Jan 5, 2021 at 09:25 AM

Data in this report are provisional and subject to change.

The numbers in the table below represent the number of Florida and non-Florida residents for whom test results were received by the Department of Health. A person can be tested by more than one laboratory and can have both positive and negative results. **Therefore, the sum of the numbers in each column will be larger than the total number of people tested.**

Reporting lab	Inconclusive	Negative	Positive	Percent positive	Total
AFC PHYSICIANS OF FLORIDA		37	16	30%	53
NORTH SHORE UNIVERSITY HOSPITAL LABORATORY		48	4	8%	52
ADVENT HEALTH		49	3	6%	52
CROSS CITY REHABILITATION AND HEALTH CARE CENTER		40	12	23%	52
CATHOLIC HEALTH SERVICES REGIONAL LAB		48	4	8%	52
PARKSIDE INN		52			52
INTERNAL MEDICINE SPECIALIST		46	6	12%	52
SNH BRFL TENANT LLC	2	50			52
WILSON MEMORIAL REGIONAL MEDICAL CENTER		49	3	6%	52
MARTIN ACQUISITION 1 LLC DBA		45	7	13%	52
JACOBI MEDICAL CENTER		49	3	6%	52
OPPENHEIMER PLASTIC SURGERY LLC		47	4	8%	51
PHYSICIANS PRIMARY CARE OF SOUTHWEST FLORIDA		39	12	24%	51
APOLLOMDX LABS		29	22	43%	51
STERLING HOUSE OF TALLAHASSEE	1	44	6	12%	51
OAK MANOR NURSING HOME		49	2	4%	51
RESEARCH CENTERS OF AMERICA, LLC		39	12	24%	51
GULFVIEW MEDICAL INSTITUTE		51			51
BALMORAL TENANT SERVICES INC	1	41	9	18%	51
ARBOR OAKS AT TYRONE	5	45			50
KINDRED HOSPITAL MELBOURNE		50			50
BAPTIST MEDICAL CENTER SOUTH		37	13	26%	50
RARITAN BAY PERTH AMBOY		47	3	6%	50
SONATA BOCA RATON		48	2	4%	50
ST FRANCIS HOSPITAL		44	6	12%	50
SUMMIT MEDICAL GROUP PA		48	2	4%	50
ADVENT HEALTH - PALM COAST		1	49	98%	50
GATEWAY CARE CENTER		50			50
PEDIATRICS IN BREVARD PA- ROCKLEDGE		39	10	20%	49
SOLARIS SENIOR LIVING NORTH NAPLES		48	1	2%	49
NITE LITE PEDIATRICS - PORT ST. LUCIE		42	7	14%	49
BROWARD HEALTH MEDICAL CENTER CLINICAL LAB			49	100%	49
PUBLIC SQUARE PHARMACY LLC		36	13	27%	49
EC OPCO CARROLLWOOD LLC		43	6	12%	49
FLORIDA ATLANTIC UNIVERSITY STUDENT HEALTH		38	11	22%	49
ALLEGRO		47	2	4%	49
FLORIDA HEALTH CARE PLANS INC		1	48	98%	49
GENEDX		36	13	27%	49
KENDALL REGIONAL MEDICAL CENTER LAB	3		46	94%	49
FAMILY EXTENDED CARE OF CENTRAL TAMPA		49			49
USF		1	48	98%	49
PINELLAS COUNTY JAIL			49	100%	49
HAWTHORN HOUSE☐		38	10	21%	48
BEACHES PEDIATRICS PA		46	2	4%	48
MALCOM RANDALL DEPT OF VAMC			48	100%	48
ADVENT HEALTH CENTRA CARE - SAND LAKE		19	29	60%	48
SOFT CELL LABORATORIES		45	3	6%	48

COVID-19: testing by laboratory

Data through Jan 4, 2021 verified as of Jan 5, 2021 at 09:25 AM

Data in this report are provisional and subject to change.

The numbers in the table below represent the number of Florida and non-Florida residents for whom test results were received by the Department of Health. A person can be tested by more than one laboratory and can have both positive and negative results. **Therefore, the sum of the numbers in each column will be larger than the total number of people tested.**

Reporting lab	Inconclusive	Negative	Positive	Percent positive	Total
KINDRED HOSPITAL - SOUTH FLORIDA		48			48
COURTYARD GARDENS OF JUPITER		48			48
CHILDREN'S HOSPITAL OF ALABAMA		47	1	2%	48
ADVENT HEALTH CENTRA CARE - EAST ORLANDO		21	27	56%	48
STEINHATCHEE FAMILY MEDICAL CENTER☐	1	43	4	8%	48
Cross Gardens Care Center		47	1	2%	48
MEDICATION ROOMS-CSU/CI NURSE STATION	1	41	6	13%	48
SAN JOSE SENIOR CARE LLC	1	35	12	25%	48
BAY CENTER HURRICANE SHELTER		48			48
BIOIQ			48	100%	48
NAPLES PEDIATRICS INC☐		43	5	10%	48
ALLIANCE PEDIATRICS		24	24	50%	48
MIAMI VA HEALTHCARE SYSTEM			48	100%	48
STEWART SEBASTIAN RIVER MEDICAL CENTER		27	20	43%	47
ATMORE COMMUNITY HOSPITAL LABORATORY		33	14	30%	47
TRINITY AL SENIOR HOUSING LLC☐		44	3	6%	47
Peninsula Care and Rehab		45	2	4%	47
PEDIATRIC CARE CENTER- JACKSONVILLE BEACH		19	28	60%	47
ALEXANDER NININGER STATE VETERANS		47			47
BARRY UNIVERSITY STUDENT HEALTH SERVICES		37	10	21%	47
NAVARRE GARDENS		41	6	13%	47
EXPERTUS LABORATORIES INC		19	28	60%	47
INTERLAB		1	46	98%	47
GREENLEAF ALF		46	1	2%	47
HOSPICE OF THE EMERALD COAST INC - PANAMA CITY	1	43	3	6%	47
HARTFORD HEALTH SERVICES LLC		46			46
KINDRED HOSPITAL-BAY AREA-ST PETERSBURG LAB		46			46
H LEE MOFFITT CANCER CENTER MICRO		46			46
FLORIDA HEALTH CARE		6	40	87%	46
EAST MANATEE FAMILY	1	1	44	96%	46
Darcy Hall Of Life Care		46			46
PREMIER PLACE HEALTHCARE AT THE GLENVIEW		46			46
ROSECASTLE AT DELANEY CREEK		45	1	2%	46
MINUTECLINIC DIAGNOSTIC OF TEXAS, LLC		39	7	15%	46
CLINICA HISPANA			46	100%	46
BIOREFERENCE LABORATORIES, INC		6	40	87%	46
COLLIER BLVD HMA PHYSICIAN MANAGEMENT LLC		46			46
ADVENT HEALTH MEDICAL GROUP OB GYN AT		39	6	13%	45
CHAMBREL AT ISLAND LAKE		44	1	2%	45
ALTAMONTE PEDIATRIC ASSOCIATES		31	14	31%	45
PALM BAY PEDIATRICS		33	12	27%	45
CLARE BRIDGE OF SARASOTA		44	1	2%	45
UNIVERSITY OF CENTRAL FLORIDA HEALTH SERVICES		45			45
ADVENT HEALTH - MOUNT DORA		6	39	87%	45
MID FLORIDA PATHOLOGY LLC MOBILE UNIT #4		25	20	44%	45
SOUTHPORT SQUARE HARBOUR HEALTH		45			45
LCS SANDHILL COVE LLC DBA		43	2	4%	45

COVID-19: testing by laboratory

Data through Jan 4, 2021 verified as of Jan 5, 2021 at 09:25 AM

Data in this report are provisional and subject to change.

The numbers in the table below represent the number of Florida and non-Florida residents for whom test results were received by the Department of Health. A person can be tested by more than one laboratory and can have both positive and negative results. **Therefore, the sum of the numbers in each column will be larger than the total number of people tested.**

Reporting lab	Inconclusive	Negative	Positive	Percent positive	Total
NADAL PEDIATRICS		35	9	20%	44
TUKA PEDIATRICS		7	37	84%	44
TROY REGIONAL MEDICAL CENTER		36	8	18%	44
DOH		21	23	52%	44
SOUTHEAST ALABAMA MEDICAL CENTER			44	100%	44
ALLIANCE OF PHYSICIANS AGAINST COVID-19			44	100%	44
RIVERWOOD HEALTH NH LLC		38	6	14%	44
VISITING PHYSICIANS ASSOCIATION		40	4	9%	44
MOOSEHAVEN LIFE CARE CENTER		44			44
REDI-MED WALK-IN FAMILY CARE			44	100%	44
EMERALD COAST BEHAVIORAL HOSPITAL		42	2	5%	44
WALGREENS 3173		37	7	16%	44
SARATOGA HOSPITAL LABORATORY		41	3	7%	44
PLANT CITY PEDIATRICS		39	5	11%	44
HEALTH FIRST - CAPE CANAVERAL HOSPITAL		1	43	98%	44
WINTER GARDEN REHAB AND NURSING CENTER		40	4	9%	44
HOSPICE OF THE TREASURE COAST		41	3	7%	44
A2Z DIAGNOSTICS		44			44
PEDIATRICS OF CENTRAL FLORIDA – SAINT CLOUD	2	40	2	5%	44
PREMIER MEDICAL ASSOCIATES		43			43
FAMILY EXTENDED CARE OF WINTER HAVEN		41	2	5%	43
Summit Medical Group, Pa DbA Citymd		39	4	9%	43
MED ONE AT SAINT AUGUSTINE		33	10	23%	43
VITAS HEALTHCARE CORP OF FLORIDA		43			43
QUOTIENT SCIENCES			43	100%	43
Guardian Care Nursing and Rehabilitation Center		43			43
CAPE REGIONAL MEDICAL CENTER		41	2	5%	43
RITECARE MED CTR H			43	100%	43
MENTAL HEALTH CARE INC		38	5	12%	43
CLERMONT URGENT CARE			43	100%	43
The Care Center at Pinellas Park		36	7	16%	43
BRANCH MEDICAL CLINIC			43	100%	43
PATRICK AIR FORCE BASE		3	40	93%	43
LAKE MARY KIDS CENTRA CARE		33	10	23%	43
PRECISION HEALTH SOLUTIONS LAB		9	34	79%	43
IMA MEDICAL GROUP		26	17	40%	43
PORT CHARLOTTE REHABILITATION CENTER		37	6	14%	43
ARBOR TERRACE SAN JOSE LLC	2	40	1	2%	43
ADVENT HEALTH - LAKE MARY		35	8	19%	43
INTERNAL MEDICINE & PEDIATRICS OF TAMPA BAY PA		30	13	30%	43
STUART URGENT CARE			43	100%	43
SEMINOLE TRIBE OF FLORIDA		31	11	26%	42
MANOR CARE OF PALM HARBOR		42			42
VALENCIA HOUSE ALF		42			42
CENTRA CARE – APOPKA	1	2	39	93%	42
LAKE HOWELL FAMILY MEDICINE ASSOCIATES		35	7	17%	42
ROHR HOME		39	3	7%	42

COVID-19: testing by laboratory

Data through Jan 4, 2021 verified as of Jan 5, 2021 at 09:25 AM

Data in this report are provisional and subject to change.

The numbers in the table below represent the number of Florida and non-Florida residents for whom test results were received by the Department of Health. A person can be tested by more than one laboratory and can have both positive and negative results. **Therefore, the sum of the numbers in each column will be larger than the total number of people tested.**

Reporting lab	Inconclusive	Negative	Positive	Percent positive	Total
HOLISTIC PEDIATRICS GROUP LLC		38	4	10%	42
FLORIDA HOSPITAL		26	16	38%	42
PARK OF THE PALMS INC		42			42
Atlantic Shore Nursing and Rehab		42			42
CLINICAL LABORATORY		42			42
FLORIDA HOSPITAL NEW SMYRNA		4	37	90%	41
MAIMONIDES-SHALOM ACADEMY, INC		40	1	2%	41
PEDIATRICS OF CENTRAL FLORIDA KISSI		33	8	20%	41
TGH URGENT CARE POWERED BY FAST TRACK			41	100%	41
RAINBOW PEDIATRICS PC LLC / BREAKFAST POINT		38	3	7%	41
QUALITY URGENT CARE AND WELLNESS		31	10	24%	41
COOPER FAMILY MEDICAL, PLLC		36	5	12%	41
POPLAR HEALTHCARE PLLC	1	11	29	71%	41
INN AT THE FOUNTAINS, THE		34	7	17%	41
ASHRAF MEDICAL GROUP PLLC DBA PULSE MD		41			41
TIDEWELL HOSPICE INC		39	2	5%	41
FHMG_CTR FOR SENIOR HEALTH		36	5	12%	41
HERNANDO COUNTY FIRE RESCUE DISTRICT		18	23	56%	41
TRADITIONAL HOME HEALTH OF PALM BEACH INC		41			41
WELL HEALTH WORKS		39	2	5%	41
PACIFICA SENIOR LIVING OCALA		35	5	13%	40
DAVID POSNACK JEWISH DAY SCHOOL		40			40
BUECHELE DENTAL PA DBA CLERMONT FAMILY DENTISTRY		32	8	20%	40
DELAND WELLNESS CENTER			40	100%	40
QUALITY URGENT CARE AND WELLNESS PL		26	14	35%	40
Mt Sinai Aventura			40	100%	40
WALGREENS 6221		36	4	10%	40
PANCARE HEALTH GULF COUNTY		29	11	28%	40
BRONX LEBANON HOSPITAL-MEDICAL CENTER		37	3	8%	40
NEW YORK PRESBYTERIAN - QUEENS DIAGNOSTIC		39	1	3%	40
SOMERBY OF SANTA ROSA BEACH		38	2	5%	40
PRIDE DIAGNOSTICS		24	16	40%	40
ELMCROFT PINECREST		39			39
KINDRED HOSPITAL NORTH FLORIDA	2	34	3	8%	39
ROCHESTER GENERAL HOSPITAL LABORATORY		37	2	5%	39
JUNIPER VILLAGE AT CAPE CORAL		34	5	13%	39
BAY COUNTY JAIL ANNEX		34	5	13%	39
MCW MENTAL HEALTH LLC		38	1	3%	39
ROCKLEDGE REGIONAL MEDICAL CENTER		30	9	23%	39
WEST ISLIP URGENT CARE		37	2	5%	39
URGENT CARE & WELLNESS CENTER		10	29	74%	39
PALM RIVER COMMUNITY HEALTH CENTER		34	5	13%	39
NEXT MOLECULAR ANALYTICS		9	30	77%	39
LOURDES HOSPITAL INC		37	2	5%	39
ADVENT HEALTH EXPRESS CARE		3	36	92%	39
GRAND ST PAUL CVS		39			39
ORCHID COVE AT DAYTONA		34	5	13%	39

COVID-19: testing by laboratory

Data through Jan 4, 2021 verified as of Jan 5, 2021 at 09:25 AM

Data in this report are provisional and subject to change.

The numbers in the table below represent the number of Florida and non-Florida residents for whom test results were received by the Department of Health. A person can be tested by more than one laboratory and can have both positive and negative results. **Therefore, the sum of the numbers in each column will be larger than the total number of people tested.**

Reporting lab	Inconclusive	Negative	Positive	Percent positive	Total
BIOREFERENCE LABORATORIES		3	36	92%	39
LITTLE NECK URGENT CARE		38	1	3%	39
CEDAR CREEK AT KINGS BAY INC		39			39
WEST COAST FAMILY MEDICAL CARE		26	13	33%	39
MEDEX MEDICAL EXPRESS OF PALATKA LLC			39	100%	39
CAPITAL REGIONAL MEDICAL CENTER		2	37	95%	39
CLINICAL RESEARCH SEQUENCING PLATFORM		8	31	79%	39
COOPER FAMILY MEDICAL PLLC		29	9	24%	38
MARQUIS LABS, LLC		38			38
ADVENT HEALTH - LAKE WALES		28	10	26%	38
NEOGENOMICS LABORATORIES INC		38			38
Coastal Health and Rehabilitation Center		36	2	5%	38
MOLECULAR DIAGNOSTICS		5	33	87%	38
BOND CLINIC, PA		9	29	76%	38
ADVANCED MEDICAL OF NAPLES LLC			38	100%	38
WHITE WILSON MEDICAL CENTER IMMEDIATE CARE			38	100%	38
HOMESWOOD RESIDENCE AT FREEDOM PLAZA		37	1	3%	38
FIRSTCARE CLINIC		16	22	58%	38
FIRST CHOICE URGENT CARE		10	28	74%	38
FLORIDA MEDICAL CLINIC LLC		24	14	37%	38
MAGNOLIA MEDICAL CLINIC		4	34	89%	38
UNIVERSITY OF ALABAMA		35	3	8%	38
WATERCREST ST LUCIE WEST	1	35	2	5%	38
FLORIDA MEDICAL CLINIC PA		35	3	8%	38
FLORIDA HEALTH CARE DELAND			38	100%	38
QHC UPSTATE MEDICAL PC		31	7	18%	38
FAMILY EXTENDED CARE OF SEBRING INC		35	2	5%	37
THE COLLIER AT NAPLES		36	1	3%	37
ONE MILO		37			37
PRINCETON VILLAGE		34	3	8%	37
HOLZER HEALTH CENTER		5	32	86%	37
NORTH FLORIDA MEDICAL CENTER		35	2	5%	37
VENICE REGIONAL MEDICAL CENTER BAYFRONT HEALTH		12	25	68%	37
INTERNAL MEDICINE ASSOCIATES PA		34	3	8%	37
PATHOGENIUS LABORATORIES		30	7	19%	37
FINLAY CLINICAL LABORATORY		19	18	49%	37
PENNSYLVANIA DEPT OF HEALTH		20	17	46%	37
Palms at Ponte Vedra Assisted Living and Memory Care		36	1	3%	37
FLORIDA DEPARTMENT OF HEALTH CLAY COUNTY		25	12	32%	37
PONCE THERAPY CARE CENTER		34	3	8%	37
BOULEVARD REHABILITATION CENTER		24	13	35%	37
HR SARASOTA OPERATOR LLC		25	12	32%	37
MISSION OAKS ASSISTED LIVING		36	1	3%	37
BENTON HOUSE OF ST. JOHNS		36	1	3%	37
FERN PARK DEVELOPMENTAL CENTER			36	100%	36
DOH-WEST PALM BEACH BRANCH LABORATORY		2	34	94%	36
Life Care Center of Melbourne		21	15	42%	36

COVID-19: testing by laboratory

Data through Jan 4, 2021 verified as of Jan 5, 2021 at 09:25 AM

Data in this report are provisional and subject to change.

The numbers in the table below represent the number of Florida and non-Florida residents for whom test results were received by the Department of Health. A person can be tested by more than one laboratory and can have both positive and negative results. **Therefore, the sum of the numbers in each column will be larger than the total number of people tested.**

Reporting lab	Inconclusive	Negative	Positive	Percent positive	Total
BVL/LITTLE ANGEL PEDIATRICS		36			36
KINDRED AT HOME		28	8	22%	36
HAWKINS FAMILY MEDICINE LLC		17	19	53%	36
CYPRESS COVE		34	2	6%	36
EGLIN AFB		9	27	75%	36
ADVENTHEALTH EXPRESS CARE AT WALGREENS		24	11	31%	35
GOOD HEARTS COVID TESTING		8	27	77%	35
NORTHWELL HEALTH PLAINVIEW HOSPITAL LABORATORY		27	8	23%	35
ADVENT HEALTH - FISH MEMORIAL		2	33	94%	35
BAYSHORE PATHOLOGY CONSULTANTS PA		34	1	3%	35
CENTRA CARE – LAKE NONA		3	32	91%	35
LAKELAND REGIONAL HEALTH LAKE MIRIAM		3	32	91%	35
IRL		4	31	89%	35
WHITE-WILSON MEDICAL CENTER - FORT WALTON BEACH		34	1	3%	35
CITYMD OF MANAHAWKIN		33	2	6%	35
CARDIOLOGY AND MEDICINE ASSOCIATES		26	9	26%	35
ECOLAB GROUP		7	28	80%	35
P23 LABS		35			35
LAKE CITY VA MEDICAL CENTER			34	100%	34
PARAMOUNT WALK-IN CLINIC		1	33	97%	34
PRIMECARE AT TWIN LAKES			34	100%	34
BEEHIVE HOMES OF GULF BREEZE		19	15	44%	34
CORAL GABLES HOSPITAL			34	100%	34
MOBILE DOC FL, LLC		26	8	24%	34
PENSACOLA PEDIATRICS, PA		27	7	21%	34
BAY PINES MEDICAL ASSOCIATES		1	33	97%	34
AMERICAN HOUSE COCONUT POINT		31	3	9%	34
TITUSVILLE FAMILY PRACTICE		14	20	59%	34
AU HEALTH		27	6	18%	33
HARMONY CLINIC		1	32	97%	33
TAYLORVILLE FAMILY MEDICINE		26	7	21%	33
MEDLOGIC LABORATORIES		3	30	91%	33
METRO KNOXVILLE HMA		25	8	24%	33
Golfview Healthcare Center		33			33
CITRUS COUNTY HEALTH DEPARTMENT		32	1	3%	33
EC OPCO PENSACOLA, LLC		33			33
SH HERON EAST LLC		33			33
UTAH CVS PHARMACY, LLC		31	2	6%	33
PRMG - EAST NAPLES		23	10	30%	33
AHSE ROP		32	1	3%	33
AYERS NURSING AND REHABILITATION CENTER		33			33
TERRACE AT HOBE SOUND, THE	1	31	1	3%	33
KAPG ST AUGUSTINE SENIOR HOUSING OPCO LLC		33			33
SANFORD MOBILE LAB PGA TOUR		32	1	3%	33
ST. MARYS MEDICAL CENTER		1	32	97%	33
ACCURATE DIAGNOSTIC LAB		32	1	3%	33
Kensington Gardens		33			33

COVID-19: testing by laboratory

Data through Jan 4, 2021 verified as of Jan 5, 2021 at 09:25 AM

Data in this report are provisional and subject to change.

The numbers in the table below represent the number of Florida and non-Florida residents for whom test results were received by the Department of Health. A person can be tested by more than one laboratory and can have both positive and negative results. **Therefore, the sum of the numbers in each column will be larger than the total number of people tested.**

Reporting lab	Inconclusive	Negative	Positive	Percent positive	Total
BURRY'S PHARMACY INC		17	16	48%	33
ADVENTIST HEALTH SYSTEM FLORIDA		26	7	21%	33
BOND CLINIC		3	30	91%	33
BIOFIRE		7	26	79%	33
ST AUGUSTINE PEDIATRIC ASSOC		30	2	6%	32
FHMG- FLORIDA HOSPITAL MEDICAL GROUP		24	8	25%	32
UNIVERSITY HOSPITAL		28	4	13%	32
REDI-MED WALK IN FAMILY CLINIC			32	100%	32
MINUTECLINIC DIAGNOSTIC OF RHODE ISLAND, LLC #1544		31	1	3%	32
MINUTECLINIC DIAGNOSTIC OF OHIO LLC		22	10	31%	32
WESTMINSTER ST AUGUSTINE		32			32
VILLAGE ON THE ISLE☐		27	5	16%	32
ERDOX		30	2	6%	32
PHYSICIAN ASSOCIATES LLC		26	6	19%	32
VETERANS HOME			32	100%	32
PHILLIPPE RIDGE		22	10	31%	32
ADVENT HEALTH CENTRA CARE - APOPKA NORTH		10	22	69%	32
BISHOP GRADY VILLAS		32			32
COLLIER HMA PHYSICIAN MANAGEMENT LLC		26	6	19%	32
VETERAN AFFAIRS MEDICAL CENTER - JAMES J PETERS		30	2	6%	32
JACKSON COUNTY HEALTH DEPARTMENT		14	18	56%	32
OPIS COQUINA CENTER		32			32
MEDRITE URGENT CARE		24	8	25%	32
RASHDA ALBIBI M.D. P.A.		30	2	6%	32
RITE MEDICAL CARE PC		32			32
QUICK CARE MED LLC		26	6	19%	32
Palm Garden of Largo		32			32
JACKSON HEALTH SYSTEM		1	31	97%	32
BARTON HEALTH ALLIANCE		1	31	97%	32
AZALEA TRACE PHYSICIAN SERVICES		32			32
Citymd Of Toms River		29	3	9%	32
REGENCY PARK ASSISTED LIVING FACILITY		29	2	6%	31
WOLFF CTR FOR CHILD & ADOLESCENT HEALTH PLLC,THE		19	12	39%	31
DISCOVERY COMMONS AT BRADENTON		31			31
UNION MEDICAL CARE PLLC		31			31
PLAINVIEW URGENT CARE		29	2	6%	31
Life Care Center at Inverrary		31			31
GRAND OAKS OF PALM CITY LLC☐	1	28	2	6%	31
PERSONAL PEDIATRICS		28	3	10%	31
LAFAYETTE NURSING AND REHABILITATION CENTER		31			31
COLLIER ANESTHESIA PAIN LLC		31			31
ESCAMBIA COUNTY JAIL		18	13	42%	31
BRIDGEVIEW CENTER LLC☐		27	4	13%	31
NIGHT LITE PEDIATRICS URGENT CARE CENTER			31	100%	31
Heartland Health Care Center North Sarasota		18	13	42%	31
LAKE GIBSON VILLAGE, LLC		31			31
IPSUM DIAGNOSTICS		3	28	90%	31

COVID-19: testing by laboratory

Data through Jan 4, 2021 verified as of Jan 5, 2021 at 09:25 AM

Data in this report are provisional and subject to change.

The numbers in the table below represent the number of Florida and non-Florida residents for whom test results were received by the Department of Health. A person can be tested by more than one laboratory and can have both positive and negative results. **Therefore, the sum of the numbers in each column will be larger than the total number of people tested.**

Reporting lab	Inconclusive	Negative	Positive	Percent positive	Total
HERITAGE WATERSIDE		27	3	10%	30
SOUTHERN LABORATORY		6	24	80%	30
STEWARD MEDICAL GROUP, INC		21	9	30%	30
AMEERAH LABS			30	100%	30
ADVENT HEALTH PRIMARY CARE PLUS, WINTER GARDEN		26	4	13%	30
PHOSPHORUS DIAGNOSTICS		27	3	10%	30
PECONIC BAY MEDICAL CENTER LABORATORY		24	6	20%	30
HIGHLANDS LAKE CENTER		27	3	10%	30
THE TERRACE AT IVY ACRES ALF		11	19	63%	30
WALTON PLACE		30			30
IMA MEDICAL GROUP POINCIANA		14	16	53%	30
FAST PACE MEDICAL CLINIC, PLLC		26	4	13%	30
LabCorp L#09258130 M#09258125		12	18	60%	30
FELICIDAD MEDICAL CENTER			30	100%	30
PRACTICE MANAGEMENT OF AMERICA, INC.		5	25	83%	30
TRADITIONAL HOME CARE INC		29	1	3%	30
PRO HEALTH HARMONY		29			29
LONG ISLAND JEWISH MED CTR		27	2	7%	29
AFTER HOURS PEDIATRICS			29	100%	29
WESTWOOD NURSING AND REHABILITATION		28	1	3%	29
JACKSONVILLE UNIVERSITY		27	2	7%	29
CENTRA CARE - DR. PHILLIPS		1	28	97%	29
P4CLINICAL	3	2	24	83%	29
NIGHT LITE PEDIATRICS CENTER LLC		8	21	72%	29
HOME CARE PHARMACY		29			29
UNIV OF ROCHESTER-STRONG MEMORIAL HOSP		28	1	3%	29
EVERLYWELL		16	13	45%	29
ALL MY KIDS PEDIATRICS INC		18	11	38%	29
NEMOURS CHILDRENS CLINIC		22	7	24%	29
SPRING MANOR ASSISTED LIVING		29			29
COMPREHENSIVE CHILDCARE		23	6	21%	29
CALADIUM PEDIATRICS		28	1	3%	29
MAUREEN OROURKE-FUTEY			29	100%	29
WUESTHOFF MEMORIAL HOSPITAL			29	100%	29
SUNTREE INTERNAL MEDICINE		29			29
BELVEDERE COMMONS OF SUN CITY CENTER		29			29
LONGLEAF DIAGNOSTIC LABORATORIES		3	26	90%	29
CINNAMON COVE ALF		28			28
PORT ST LUCIE HOSPITAL		25	3	11%	28
PANCARE HEALTH - MALONE CLINIC		24	4	14%	28
LAKELAND NURSING AND REHABILITATION CENTER			28	100%	28
ACTIVE SENIOR LIVING		26	2	7%	28
PALM GARDEN OF JACKSONVILLE		27	1	4%	28
UNION MEDICAL CARE		28			28
EDEN AT CRESTVIEW		12	16	57%	28
SEA PINES REHABILITATION HOSPITAL		28			28
ALTAMONTE MD			28	100%	28

COVID-19: testing by laboratory

Data through Jan 4, 2021 verified as of Jan 5, 2021 at 09:25 AM

Data in this report are provisional and subject to change.

The numbers in the table below represent the number of Florida and non-Florida residents for whom test results were received by the Department of Health. A person can be tested by more than one laboratory and can have both positive and negative results. **Therefore, the sum of the numbers in each column will be larger than the total number of people tested.**

Reporting lab	Inconclusive	Negative	Positive	Percent positive	Total
MAINSTREET FAMILY URGENT CARE		1	27	96%	28
HOSPICE OF MARTIN & ST LUCIE, INC		28			28
MICHAEL AKPEKE MD		19	9	32%	28
LINCOLN DIAGNOSTIC LAB		27	1	4%	28
CONNECTICUT DEPARTMENT OF HEALTH		22	5	19%	27
ISLAND URGENT CARE PLLC		27			27
MINUTE CLINIC INCORPORATE		22	5	19%	27
HERNANDO ENDOSCOPY AND SURGERY CENTER		20	7	26%	27
UCLA HEALTHCARE CLINICAL LABS		23	4	15%	27
SOUTHSIDE HOSPITAL NORTHWELL HEALTH LABORATORY		24	3	11%	27
EXPRESS CARE OF BELLEVIEW		27			27
ORLANDO LUTHERAN TOWERS ASSISTED LIVING		27			27
PENSACOLA DEVELOPMENTAL CENTER		11	16	59%	27
ARIZONA DEPARTMENT OF HEALTH SERVICES			27	100%	27
MEASE COUNTRYSIDE HOSPITAL			27	100%	27
L&S SENIOR CARE DBA ARCADIA OAKS		27			27
RENAISSANCE AT THE TERRACES		27			27
OAKTREE HEALTHCARE			27	100%	27
SUNCOAST LABS			27	100%	27
NORTH FLORIDA PEDIATRICS		25	2	7%	27
CSL PLASMA INC		7	20	74%	27
BETHESDA HEALTH URGENT CARE			27	100%	27
PALM BAY HOSPITAL			27	100%	27
University Hills health and Rehabilitation		18	9	33%	27
S-H THIRTY FIVE OPCO - LUTZ, LLC		26	1	4%	27
RADIOLOGY ASSOCIATES OF VENICE AND ENGLEWOOD		26	1	4%	27
CDC		17	10	37%	27
SANTA BARBARA CARE CENTER		17	10	37%	27
WILLOWBROOKE COURT AT ST ANDREWS ESTATES		23	4	15%	27
PORT SAINT JOHN FAMILY PRACTICE		18	8	31%	26
KEY PRIMARY CARE			26	100%	26
MINUTECLINIC DIAGNOSTIC		26			26
LOOP PEDIATRICS		22	4	15%	26
ADVENT HEALTH PARTIN SETTLEMENT HEALTH PARK		18	8	31%	26
HEALTH FIRST - VIERA HOSPITAL		1	25	96%	26
MONCRIEF ARMY HEALTH CLINIC			26	100%	26
CORNERSTONE MEDICAL CARE OF BRANDON PL		23	3	12%	26
CDR MAGUIRE - MIAMI BEACH CC MISSION 17388		2	24	92%	26
BONIFAY NURSING AND REHAB CENTER			26	100%	26
PULMONARY SPECIALISTS OF THE PALM BEACHES		16	10	38%	26
SOLARIS SENIOR LIVING OF MERRITT ISLAND		26			26
MOOSEHAVEN HEALTH CENTER		12	14	54%	26
WEST		14	12	46%	26
PANCARE HEALTH - FREEPORT CLINIC SUITE B		22	4	15%	26
THE MINIER URGENT CARE		20	6	23%	26
CENTRA CARE - SAND LAKE		1	25	96%	26
MINUTE CLINIC LLC #2216		25	1	4%	26

COVID-19: testing by laboratory

Data through Jan 4, 2021 verified as of Jan 5, 2021 at 09:25 AM

Data in this report are provisional and subject to change.

The numbers in the table below represent the number of Florida and non-Florida residents for whom test results were received by the Department of Health. A person can be tested by more than one laboratory and can have both positive and negative results. **Therefore, the sum of the numbers in each column will be larger than the total number of people tested.**

Reporting lab	Inconclusive	Negative	Positive	Percent positive	Total
INNOVATION CLINICAL TRIALS, INC			26	100%	26
RJ LEE GROUP	1	23	1	4%	25
FAMILY EXTENDED CARE OF PUNTA GORDA		25			25
WAVE CREST HEALTH AND REHABILITATION CENTER		25			25
SANITAS		4	21	84%	25
BOCA BIOLISTIC REFERENCE LAB			25	100%	25
GENTIVA HEALTH SERVICES CERTIFIED INC		24	1	4%	25
BAY COUNTY SHERIFFS OFFICE JAIL FACILITY		21	4	16%	25
ADVENT HEALTH CENTRA CARE - LAKE BUTLER BOULEVARD			25	100%	25
MISIR DRUGS LLC		20	5	20%	25
CDR MAGUIRE INC	1	2	22	88%	25
TGH URGENT CARE - RIVERVIEW			25	100%	25
STATEN ISLAND UNIVERSITY HOSPITAL-POUCH		25			25
ARCPPOINT LABS OF FORT LAUDERDALE		25			25
ROYAL CARE OF AVON PARK		22	3	12%	25
LEVY COUNTY DEPARTMENT OF HEALTH		20	5	20%	25
LINCOLN MEDICAL AND MENTAL HEALTH CENTER		23	2	8%	25
MINUTECLINIC DIAGNOSTIC OF NORTH CAROL		20	5	20%	25
FAMILY CARE PARTNERS		15	10	40%	25
HOLY NAME HOSPITAL LABORATORY		24	1	4%	25
WOMENS CARE FLORIDA LABORATORY		25			25
GRAMERCY PARK URGENT CARE		25			25
RIVERHEAD URGENT CARE		24	1	4%	25
WALK IN MEDICAL URGENT CARE		25			25
JAMAICA HOSPITAL MEDICAL CENTER		23	2	8%	25
UNIPATH		18	7	28%	25
GENESIS DERMATOLOGY		22	3	12%	25
ST. CLOUD HOSPITAL		20	5	20%	25
BROOKDALE JENSEN BEACH		24			24
BULLS HEAD URGENT CARE		24			24
HENNEPIN COUNTY MEDICAL CENTER (HCMC)		13	11	46%	24
ROYAL PALM SENIOR RESIDENCE		24			24
COURTYARDS OF ORLANDO		24			24
TARPON BAYOU CENTER			24	100%	24
THE CHAPPEL GROUP RESEARCH		24			24
WESTMINSTER WOODS ON JULINGTON CREEK		22	2	8%	24
MINUTECLINIC DIAGNOSTIC OF SOUTH CARO		18	6	25%	24
HERITAGE OAKS ASSISTED LIVING & MEMORY CARE		20	4	17%	24
TRUGENX		1	23	96%	24
LABORATORY DYNAMICS		20	4	17%	24
TURNING POINT OF TAMPA		21	3	13%	24
VILLAGES REHABILITATION AND NURSING CENTER		24			24
MENORAH HOUSE		23	1	4%	24
EAST HILL MEDICAL GROUP		17	7	29%	24
MADWAR		19	5	21%	24
DEVELOPMENTAL DISABILITIES DEFENDANT PROGRAM		24			24
PHYSICIANS PRIMARY CARE OF SW FLORIDA PL		24			24

COVID-19: testing by laboratory

Data through Jan 4, 2021 verified as of Jan 5, 2021 at 09:25 AM

Data in this report are provisional and subject to change.

The numbers in the table below represent the number of Florida and non-Florida residents for whom test results were received by the Department of Health. A person can be tested by more than one laboratory and can have both positive and negative results. **Therefore, the sum of the numbers in each column will be larger than the total number of people tested.**

Reporting lab	Inconclusive	Negative	Positive	Percent positive	Total
WELLNOW URGENT CARE		23	1	4%	24
UNIVERSITY MEDICAL CTR OF PRINCETON AT		22	2	8%	24
AVENTIS BIO-SERVICES CTL		24			24
MINUTECLINIC DIAGNOSTIC OF RHODE ISLAND, LLC #212		24			24
SENIOR HEALTH OF WINTER PARK DUNDEE		24			24
MEDCOMP SCIENCES			24	100%	24
PARK WEST MEDICAL CENTER		22	1	4%	23
ADVENT HEALTH - LAKE MARY PEDIATRICS		16	7	30%	23
STATE LAB		2	21	91%	23
MAKO MEDICAL		15	8	35%	23
PALM BEACH COUNTY FIRE RESCUE		21	2	9%	23
PENSACOLA PEDIATRICS - PACE		16	7	30%	23
RENAISSANCE SENIOR LIVING	1	22			23
WEST VOLUSIA FAMILY AND SPORTS MEDICINE		23			23
VASSAR BROTHERS MEDICAL CENTER LABORATORY		22	1	4%	23
MONTEFIORE NEW ROCHELLE HOSPITAL		22	1	4%	23
UNIVERSITY HILLS HEALTH AND REHABILITATION CENTER		18	5	22%	23
CENTRAL FLORIDA PEDIATRICS		13	10	43%	23
UF HEALTH NORTH JACKSONVILLE			23	100%	23
THE TERRACE OF JACKSONVILLE		3	20	87%	23
LAKE WALES OPERATING GROUP LLC		22	1	4%	23
EGL GENETIC DIAGNOSTICS		1	22	96%	23
NORTH SHORE MEDICAL LABS		22	1	4%	23
NEUROINTERNATIONAL SARASOTA		21	2	9%	23
ISLAND COAST PEDIATRICS PA		22	1	4%	23
COLORADO DEPARTMENT OF HEALTH LABORATORY SERVICES DIVISION			23	100%	23
NEW JERSEY		22	1	4%	23
NOBLE SENIOR LIVING		3	20	87%	23
MINUTECLINIC DIAGNOSTIC OF NORTH CARO		21	2	9%	23
PREMISE HEALTH MIA			23	100%	23
FHMG-FLORIDA HOSPITAL MEDICAL GROUP		20	3	13%	23
CHILDREN'S MEDICAL CENTER			22	100%	22
WARDE MEDICAL LABORATORY		15	7	32%	22
MIDDLETOWN MEDICAL P C		13	9	41%	22
SUNQUEST		3	19	86%	22
DIACARTA INC.		22			22
SOS MOBILE MEDICAL CARE LLC		18	4	18%	22
WASHINGTON COUNTY HEALTH DEPARTMENT		11	11	50%	22
PSL NAPLES BH OPERATIONS, LLC		22			22
BERNHARDT LABORATORIES		9	13	59%	22
WESTPAC LABS		1	21	95%	22
NIGHT LITE PEDIATRIC CENTER		10	12	55%	22
CROSSROADS URGENT CARE		14	8	36%	22
MOBILE DIVISION LABORATORY		7	15	68%	22
FLORIDA PEDIATRICS		6	16	73%	22
FIRST CHOICE PEDIATRICS LOOP		20	2	9%	22
BAPTIST HEALTH SOUTH FLORIDA - WEST BOCA URGENT CARE			22	100%	22

COVID-19: testing by laboratory

Data through Jan 4, 2021 verified as of Jan 5, 2021 at 09:25 AM

Data in this report are provisional and subject to change.

The numbers in the table below represent the number of Florida and non-Florida residents for whom test results were received by the Department of Health. A person can be tested by more than one laboratory and can have both positive and negative results. **Therefore, the sum of the numbers in each column will be larger than the total number of people tested.**

Reporting lab	Inconclusive	Negative	Positive	Percent positive	Total
WEINBERG VILLAGE		22			22
Lanier Rehab			22	100%	22
MILLENNIUM PHYSICIAN GROUP LLC		18	4	18%	22
GOOD SAMARITAN HOSPITAL LABORATORY		19	3	14%	22
WUESTHOFF MEDICAL CENTER-MELBOURNE			22	100%	22
MADISON COUNTY MEMORIAL HOSP		12	10	45%	22
ROCKLEDEGE REGIONAL MEDICAL CENTER		17	5	23%	22
COLONY CARE CENTER		13	9	41%	22
MORTON PLANT HOSPITAL NURSING			22	100%	22
TEN HEALTHCARE		6	16	73%	22
FINLAY C. LABORATORY		3	19	86%	22
SARASOTA MEMORIAL NURSING & REHABILITATION CTR		22			22
APOLLO SURGERY CENTER		20	2	9%	22
INSTITUTE OF PATHOLOGY KINGS COUNTY		22			22
KINDRED HOSPITAL CENTRAL TAMPA BLOOD GAS		22			22
BROOKDALE UNIVERSITY HOSPITAL		21	1	5%	22
MAYO CLINIC JACKSONVILLE		1	21	95%	22
PHYSICIANS STAT		2	19	90%	21
AMERICAN ESOTERIC LABORATORIES		6	15	71%	21
FLORIDA DEPARTMENT OF HEALTH IN TAYLOR COUNTY		16	5	24%	21
WINDERMERE MEDICAL CENTER		18	3	14%	21
WEST BROWARD CARE CENTER		20	1	5%	21
ST JUDE CHILDRENS RESEARCH HOSPITAL		21			21
ANDALUSIA HEALTH		10	11	52%	21
CLINICAL PATHOLOGY LABORATORIES SOUTHEAST			21	100%	21
BROWARD HEALTH IMPERIAL POINT NURSING			21	100%	21
UPMC CHAUTAUQUA AT WCA LABORATORY		20	1	5%	21
LABORATORY ALLIANCE OF CENTRAL NEW YORK		20	1	5%	21
HARBORCHASE OF WELLINGTON CROSSING		20	1	5%	21
ARDEN COURTS OF WINTER SPRINGS		18	3	14%	21
CALHOUN COUNTY HEALTH DEPT		5	16	76%	21
MOBILE MEDICAL ASSOCIATES PL		9	12	57%	21
INTERNATIONAL MEDICAL LABORATORY INC		21			21
NAPHCARE, INC.		11	10	48%	21
MICHAEL J D'AMBROSE MD PA		19	2	10%	21
PANCARE HEALTH - BONIFAY K-8			21	100%	21
THE RESIDENCE AT TIMBER PINES		21			21
GASTROENTEROLOGY ASSOCIATES OF PENSACOLA PA		20	1	5%	21
MED PLUS FLORENCE		17	4	19%	21
PATHGROUP			21	100%	21
NURSES HELPING HANDS INC ALF		21			21
TGH MEDICAL GROUP LABORATORY CARROLLWOOD			20	100%	20
PANCARE HEALTH - JACKSON COUNTY		13	7	35%	20
DESOTO PALMS ALF		20			20
Wiregrass Rehabilitation Center and Nursing Home		20			20
HUNT CLUB PEDIATRIC ASSOCIATES LLC		19	1	5%	20
PALMS REHABILITATION AND HEALTHCARE CENTER		17	3	15%	20

COVID-19: testing by laboratory

Data through Jan 4, 2021 verified as of Jan 5, 2021 at 09:25 AM

Data in this report are provisional and subject to change.

The numbers in the table below represent the number of Florida and non-Florida residents for whom test results were received by the Department of Health. A person can be tested by more than one laboratory and can have both positive and negative results. **Therefore, the sum of the numbers in each column will be larger than the total number of people tested.**

Reporting lab	Inconclusive	Negative	Positive	Percent positive	Total
POINT OF CARE CLINICS PRIMARY CARE		20			20
CVS		1	19	95%	20
MINUTECLINIC DIAGNOSTIC OF NEW JERSEY		17	3	15%	20
VETERANS AFFAIRS MEDICAL CENTER - NEW YORK HARBOR		19	1	5%	20
MADISON COUNTY MEMORIAL HOSPITAL LABORATORY		14	6	30%	20
AVALON PARK RETIREMENT RESIDENCE		20			20
INN AT ASTON GARDENS AT PELICAN POINTE,THE		20			20
COASTAL SKIN SURGERY AND DERMATOLOGY		13	7	35%	20
EMERITUS AT NAPLES	1	19			20
FLORIDA PEDIATRIC GROUP PA		19	1	5%	20
ENGLEWOOD HOSPITAL AND MEDICAL CENTER		16	4	20%	20
MEDICAL EXPRESS CORP		18	2	10%	20
STETSON UNIVERSITY STUDENT HEALTH CENTER		3	17	85%	20
CENTRAL FLORIDA HEALTH CARE INC		2	18	90%	20
CL BRUMBACK PRIMARY CARE CLINIC LANTANA		2	18	90%	20
FLORIDA HOSPITAL LABS		11	9	45%	20
REDITUS LABORATORIES			20	100%	20
JOHNS HOPKINS CHILDREN'S HOSPITAL			20	100%	20
RESIDENCE AT BAY VUE		19	1	5%	20
CHIPOLA MEDICAL ASSOCIATES		4	16	80%	20
NORTH FLORIDA PEDIATRICS - JACKSONVILLE		18	2	10%	20
MINUTECLINIC, LLC #08366		15	5	25%	20
LAKE WORTH MANOR		19	1	5%	20
EPIC REFERENCE LABS INC			20	100%	20
CARENOW - DOWNTOWN NORTH GULCH		20			20
POARCH BANC CREEK INDIANS TRIBAL HEALTH DEPARTMENT			20	100%	20
HEARTLAND HEALTHCARE AND REHAB CENTER			20	100%	20
NORTH CAROLINA DEPARTMENT OF HEALTH & HUMAN SERVICES			20	100%	20
HEALTHY MINORS, LLC.		20			20
ASHTON PLACE	2	14	4	20%	20
BAY PEDIATRICS PA		18	2	10%	20
ALABAMA CLINICS		8	12	60%	20
BOND AND STEELE CLINIC, PA		17	3	15%	20
ROCKLEDGE FAMILY HEALTH			20	100%	20
MINUTECLINIC LLC #6007		15	5	25%	20
ARBOR TERRACE ORTEGA LLC		20			20
GEORGE SAFRAN MD PC		18	2	10%	20
MORTON PLANT			20	100%	20
HENDRY REGIONAL CORPORATE HEALTH			20	100%	20
SUMMERFIELD EMERGENCY ROOM		10	9	47%	19
MED HEALTH SERVICES		18	1	5%	19
MINUTE CLINIC, LLC DBA MINUTECLINIC #4505		18	1	5%	19
NORTH CENTRAL BRONX HOSPITAL		18	1	5%	19
LONG TERM CARE OF GULF BREEZE LLC		17	2	11%	19
ADVENT HEALTH EXPRESS		9	10	53%	19
STONE WASH CLINICAL LABORATORIES		2	17	89%	19
LAKE REGIONAL URGENT CARE		1	18	95%	19

COVID-19: testing by laboratory

Data through Jan 4, 2021 verified as of Jan 5, 2021 at 09:25 AM

Data in this report are provisional and subject to change.

The numbers in the table below represent the number of Florida and non-Florida residents for whom test results were received by the Department of Health. A person can be tested by more than one laboratory and can have both positive and negative results. **Therefore, the sum of the numbers in each column will be larger than the total number of people tested.**

Reporting lab	Inconclusive	Negative	Positive	Percent positive	Total
ACCESS 365 URGENT CARE		7	12	63%	19
NOVANT HEALTH		14	5	26%	19
GREEN GABLES ASSISTED LIVING FACILITY		19			19
PONCE PLAZA NURSING & REHAB CENTER		4	15	79%	19
STEWARD MEDICAL GROUP INC			19	100%	19
SEVEN RIVERS REGIONAL MEDICAL CENTER		5	14	74%	19
NO NAME		8	11	58%	19
BAYVIEW MEDICAL		19			19
PRIME CARE ONE LLC/HARBORCHASE OF VENICE			19	100%	19
JEFFERSON COUNTY HEALTH DEPARTMENT-MONTICELLO		10	9	47%	19
AMMON ANALYTICAL LABORATORIES		17	2	11%	19
NANO HEALTH ASSOCIATES LLC		19			19
EMERGENCY PHYSICIANS MEDICAL CENTER LLC		10	9	47%	19
INTEGRATED REGIONAL LABORATORIES - LARGO			19	100%	19
THE COMMONWEALTH OF MASSACHUSETTS			19	100%	19
JEFFERSON K-12, A SOMERSET SCHOOL- CLINIC		16	3	16%	19
BETHUNE-COOKMAN UNIVERSITY		1	18	95%	19
GLEN COVE HOSPITAL		19			19
LAB INTERMARKET FACILITY LAB		1	18	95%	19
ST PETER'S BENDER LABORATORY		19			19
BROOKWOOD BAPTIST MEDICAL CENTER		18	1	5%	19
ALAN A SMITH MD LLC		18	1	5%	19
ESOTERIX GENETIC LABORATORIES		16	3	16%	19
INTERCOASTAL MEDICAL GROUP			19	100%	19
BRANDON COMMUNITY HEALTH CENTER		11	8	42%	19
CONNECTDX		4	14	78%	18
NORTH PINELLAS CHILDRENS MEDICAL CENTER			18	100%	18
MADISON CORE LABORATORIES		17	1	6%	18
MARATHON HEALTH FOR LIFE		16	2	11%	18
CLERMONT ADVENTHEALTH CENTRA CARE			18	100%	18
CANTON-POTSDAM HOSPITAL LABORATORY		18			18
HARBOUR ISLAND PEDIATRICS		12	6	33%	18
FLORIDA COMMUNITY HEALTH CENTER OF ST. LUCIE		1	17	94%	18
FAMILY CARE PARTNERS URGENT CARE LLC		13	5	28%	18
The Ponce Therapy Care Center		18			18
URGENT CARE USA			18	100%	18
LIFE CARE CENTER OF JACKSONVILLE			18	100%	18
ASURANCE SCIENTIFIC LABORATORIES		18			18
GENERAL INTERNAL MEDICINE MEDICAL CTR CLINIC		13	5	28%	18
ADVENTHEALTH EXPRESS CARE AT			18	100%	18
URGENT CARE CENTER			18	100%	18
Hampton Court Nursing and Rehabilitation Center		17	1	6%	18
DAVID LAWRENCE CENTER		15	3	17%	18
MOORINGS PARK OAKSTONE AT GREY OAKS		17	1	6%	18
XPRESS WELLNESS URGENT CARE			18	100%	18
DCH REGIONAL MEDICAL CENTER LABORATORY		17	1	6%	18
S-H THIRTY FIVE OPCO - ORANGE CITY, LLC		14	4	22%	18

COVID-19: testing by laboratory

Data through Jan 4, 2021 verified as of Jan 5, 2021 at 09:25 AM

Data in this report are provisional and subject to change.

The numbers in the table below represent the number of Florida and non-Florida residents for whom test results were received by the Department of Health. A person can be tested by more than one laboratory and can have both positive and negative results. **Therefore, the sum of the numbers in each column will be larger than the total number of people tested.**

Reporting lab	Inconclusive	Negative	Positive	Percent positive	Total
ESTATES MEDICAL CENTER		12	6	33%	18
HARTFORD HOSPITAL ANCILLARY LAB		17	1	6%	18
PROFESSIONAL URGENT CARE SERVICES		13	5	28%	18
TIMBERLANE LODGE ALF	1	10	7	39%	18
JACKSON NORTH MEDICAL CENTER		2	16	89%	18
MARION COUNTY HEALTH DEPARTMENT		17	1	6%	18
SAMFORD UNIVERSITY HEALTH SERVICES		17	1	6%	18
SUMMIT MEDICAL GROUP - 75 E NORTHFIELD		16	2	11%	18
MIAMI CLINICAL RESEARCH CORP			18	100%	18
WALGREENS 9627		17	1	6%	18
Gabisa Medical LLC		18			18
TPCA CLINICAL LABORATORIES		15	3	17%	18
FAMILY CARE CYPRESS CREEK		1	17	94%	18
CARE CENTERS OF NASSAU		17	1	6%	18
PRIMECARE OF DOTHAN-DALEVILLE CLINIC		14	4	22%	18
MEDEXPRESS URGENT CARE - BLOOMINGTON		16	2	11%	18
CAREMED INTERNAL MEDICINE			18	100%	18
TOTAL RENAL LABORATORIES INC		13	5	28%	18
OAKMONTE VILLAGE		17	1	6%	18
STAT ONE URGENT CARE CENTER			18	100%	18
LABCORP BURLINGTON		4	13	76%	17
CONSOLIDATED LAB SERVICES		8	9	53%	17
WALGREENS COVID-19		14	3	18%	17
HEALTHCARE NOW			17	100%	17
UNION CHD		16	1	6%	17
SUMTER PEDIATRICS		17			17
ST. JUDES LABORATORIES		12	5	29%	17
WINTER PARK FAMILY PRACTICE LLC		17			17
ARTHREX MEDICAL CENTER		10	7	41%	17
JUPITER MEDICAL CENTER			17	100%	17
HOWARD BEACH URGENT CARE		17			17
COAST MED URGENT CARE		16	1	6%	17
TENNESSEE DEPARTMENT OF HEALTH		13	4	24%	17
MICHELLE S PAGE MD PA		17			17
Cleveland Clinic Laboratories		4	13	76%	17
EASTERN SHORE URGENT CARE		9	8	47%	17
NEW YORK PRESBYTERIAN - ALLEN HOSPITAL		17			17
TALLAHASSEE DEVELOPMENTAL CENTER		17			17
MINUTECLINIC DIAGNOSTIC OF KANSAS, PA		16	1	6%	17
KIVA AT CANTERBURY			17	100%	17
WALGREEN EASTERN CO, INC		17			17
UVMHC MICROBIOLOGY		16	1	6%	17
ST ELIZABETH MEDICAL CENTER LABORATORY		16	1	6%	17
UM MILLER SCHOOL OF MEDICINE			17	100%	17
APOLLO HEALTH & REHABILITATION		12	5	29%	17
ASCENSION ST VINCENT'S PRIMARY CARE			17	100%	17
FORT SANDERS REGIONAL LABORATORY		17			17

COVID-19: testing by laboratory

Data through Jan 4, 2021 verified as of Jan 5, 2021 at 09:25 AM

Data in this report are provisional and subject to change.

The numbers in the table below represent the number of Florida and non-Florida residents for whom test results were received by the Department of Health. A person can be tested by more than one laboratory and can have both positive and negative results. **Therefore, the sum of the numbers in each column will be larger than the total number of people tested.**

Reporting lab	Inconclusive	Negative	Positive	Percent positive	Total
WIREGRASS CLINIC LLC		14	3	18%	17
URGENT CARE AT LONGWOOD			17	100%	17
BAHIA OAKS LODGE		16	1	6%	17
PHYSICIANS CARE		15	2	12%	17
SACRED HEART HEALTH SYSTEM INC		15	2	12%	17
FLAGLER HOSPITAL INC	2		15	88%	17
HEALTHPARK MEDICAL CENTER ABG LAB		16	1	6%	17
CARESPOT		1	16	94%	17
MICHIGAN DEPARTMENT OF HEALTH AND HUMAN SERVICES			17	100%	17
INTERNAL MEDICINE ASSOCIATES & SPECIALTIES INC		15	1	6%	16
XERA MED RESEARCH			16	100%	16
ADVENT HEALTH CENTRA CARE - LAKE BUENA VISTA			16	100%	16
STUART REHABILITATION AND HEALTHCARE		4	12	75%	16
MARIANNA HEALTH AND REHABILITATION CENTER		16			16
JOSEPH MIGNOGNA		13	3	19%	16
BOZEMAN HEALTH DEACONESS HOSPITAL		13	3	19%	16
CAREHERE- LCS LEESBURG			16	100%	16
ERIC C MARSHAL MD, PC DBA MINUTECLINIC		15	1	6%	16
MD BEAUTY LABS, PA		15	1	6%	16
RESOLVE MOLECULAR DIAGNOSTICS		12	4	25%	16
BIOREFERENCE LABORATORIES INC		3	13	81%	16
MORRIS PARK URGENT CARE		13	3	19%	16
MARION PEDIATRICS PA		13	3	19%	16
MARTHA'S HOUSE & ASSISTED LIVING FACILITY		16			16
MEDEXPRESS - BLOOMIN BRANDS		4	12	75%	16
LONG BEACH URGENT CARE		16			16
EASYCARE WALK-IN CLINIC		11	5	31%	16
SRMC AVALON		9	7	44%	16
KEYSTYLE LIVING LLC	1	15			16
CRUCIAL CARE		10	6	38%	16
MINUTE CLINIC DIAGNOSTIC OF SC, LLC #75		15	1	6%	16
BONIFAY NURSING AND REHABILITATION CENTER			16	100%	16
DALE MEDICAL CENTER		11	5	31%	16
ALL FLORIDA FAMILY & SPORTS MEDICINE		15	1	6%	16
ABSOLUTE GENOMICS		7	9	56%	16
FAST PACE MEDICAL CLINIC		15	1	6%	16
RITECARE MEDICAL CENTER			16	100%	16
OKEECHOBEE HEALTHCARE FACILITY			16	100%	16
ASSISTED LIVING OF BROWARD		16			16
MILLENNIUM PHYSICIAN GRP LLC NAPLES PINE RIDGE			16	100%	16
HARMONY HEALTH OPCO, LLC		15	1	6%	16
URGENT CARE CLINIC OF LINCOLN		14	2	13%	16
ALL PEDIATRIC CARE			16	100%	16
SHORE MEMORIAL HOSPITAL		14	2	13%	16
ADVANCED EMURGENT CARE		8	8	50%	16
URGENT CARE WEST CLINIC		14	2	13%	16
FAST TRACK URGENT CARE CENTER - TYRONE			16	100%	16

COVID-19: testing by laboratory

Data through Jan 4, 2021 verified as of Jan 5, 2021 at 09:25 AM

Data in this report are provisional and subject to change.

The numbers in the table below represent the number of Florida and non-Florida residents for whom test results were received by the Department of Health. A person can be tested by more than one laboratory and can have both positive and negative results. **Therefore, the sum of the numbers in each column will be larger than the total number of people tested.**

Reporting lab	Inconclusive	Negative	Positive	Percent positive	Total
CAPE CORAL HOSPITAL ABG LABORATORY		10	6	38%	16
COUNTY OF LOS ANGELES			16	100%	16
HEALTH CENTRAL HOSPITAL			16	100%	16
PALMETTO PEDIATRICS			16	100%	16
VIRTUA		13	3	19%	16
HEALTHPOINT MED GRP OF THE EMERALD COAST LLC		11	5	31%	16
FAMILY EXPRESS URGENT CARE			16	100%	16
REGENEXX TAMPA BAY		14	2	13%	16
ST CATHERINE OF SIENA HOSPITAL		14	1	7%	15
MEDEXPRESS URGENT CARE LEWISBURG		15			15
NEWYORK-PRESBYTERIAN/ LAWRENCE HOSPITAL LABORATORY		13	2	13%	15
TELEVISIT MALABAR PEDIATRICS		5	10	67%	15
HELIX DIAGNOSTICS			15	100%	15
LAKEVIEW HEALTH CARE SYSTEMS		4	11	73%	15
Z UROLOGY		15			15
PROFESSIONAL PEDIATRICS		14	1	7%	15
DIATHERIX		13	2	13%	15
HUNT CLUB MEDICAL		12	3	20%	15
HUNTINGTON STATION URGENT CARE		14	1	7%	15
KEY WEST MEDICAL CENTER	1	14			15
LAKE PLACID HEALTH AND REHABILITATION			15	100%	15
THE CANOPY AT HARPER LAKE	1		14	93%	15
JOHN KNOX VILLAGE OF CENTRAL FLORIDA		12	3	20%	15
TOTTENVILLE CIRCLE URGENT CARE		15			15
JESSIE TRICE COMMUNITY HEALTH SYSTEM, INC		1	14	93%	15
PINES NURSING HOME		14	1	7%	15
WALGREENS 4915		14	1	7%	15
ADVENT HEALTH - ZEPHYRHILLS			15	100%	15
SINAI HOSPITAL OF BALTIMORE		15			15
THE TRADITION OF THE PALM BEACHES		15			15
ORLANDO HEALTH		2	13	87%	15
UAH STUDENT HEALTH CENTER		10	5	33%	15
SHELBY BAPTIST MEDICAL CENTER		10	5	33%	15
EASTLAKE PEDIATRICS - TRINITY		15			15
ROADS PEDIATRICS,LLC		14	1	7%	15
BAYCARE HEALTH SYSTEMS		1	14	93%	15
WEISS PEDIATRIC CARE LLC		14	1	7%	15
AURORA DIAGNOSTICS		3	12	80%	15
Salerno Bay Health & Rehabilitation Center		11	4	27%	15
NOVANT HEALTH GOHEALTH URGENT CARE-HARRISBURG		8	7	47%	15
FAMILY CARE CENTER OF ARLINGTON		10	5	33%	15
HODGES CLUSTER		2	13	87%	15
HOLLEY-NAVARRE MEDICAL CLINIC		5	10	67%	15
VITAS HEALTHCARE CORPORATION OF FLORIDA		13	2	13%	15
HALIFAX HEALTH URGENT CARE		2	13	87%	15
ADIRONDACK MEDICAL CENTER		15			15
MILTON 4707		15			15

COVID-19: testing by laboratory

Data through Jan 4, 2021 verified as of Jan 5, 2021 at 09:25 AM

Data in this report are provisional and subject to change.

The numbers in the table below represent the number of Florida and non-Florida residents for whom test results were received by the Department of Health. A person can be tested by more than one laboratory and can have both positive and negative results. **Therefore, the sum of the numbers in each column will be larger than the total number of people tested.**

Reporting lab	Inconclusive	Negative	Positive	Percent positive	Total
SPEARHEAD MEDICAL			15	100%	15
MEADOWCREST MOLECULAR DIAGNOSTICS, LLC			15	100%	15
NORTHWESTERN MEMORIAL HOSPITAL			14	100%	14
ALAN L MELOTEK MD		14			14
LORI MCAULIFFE MD PA		6	8	57%	14
PALMS MEDICAL GROUP - LAKE CITY WEST		3	11	79%	14
THOMAS INTERNAL MEDICINE		13	1	7%	14
COOPER HEALTHCARE		14			14
FUNGAL REFERENCE LABORATORY		12	2	14%	14
COMMUNITY MEDICAL CARE CENTER INC			14	100%	14
ST VINCENT'S EAST		13	1	7%	14
POLK CHD BARTOW		13	1	7%	14
TOTAL ACCESS URGENT CARE			14	100%	14
BAY STREET PHARMACY☐		14			14
BIO-TECH CLINICAL LABORATORIES INC		14			14
Sovereign Laboratory Services, LLC		14			14
WESTWOOD NURSING & REHAB		8	6	43%	14
MEDEMERGE		13	1	7%	14
PROFESSIONAL PARK PEDIATRICS PA			14	100%	14
FLORIDA HOSPITAL WINTER GARDEN		13	1	7%	14
AUTUMN OF SARASOTA		12	2	14%	14
ROBERT WOOD JOHNSON UNIVERSITY HOSP		12	2	14%	14
BENTON HOUSE OF PORT ORANGE		8	6	43%	14
GROWING TOGETHER PEDIATRICS, LLC		11	3	21%	14
M&V SAN JOSE MEDICAL CENTER			14	100%	14
ST JOSEPH HOSPITAL		13	1	7%	14
PRATTVILLE BAPTIST HOSPITAL		11	3	21%	14
WALGREENS 3145		11	3	21%	14
OSCEOLA ALF OPERATOR, LLC DBA☐		14			14
STATEN ISLAND UNIVERSITY HOSPITAL		13	1	7%	14
GRAND VILLA OF ST. PETERSBURG		12	2	14%	14
BAPTIST MEDICAL CENTER EAST		11	3	21%	14
NEW YORK METHODIST HOSPITAL		13	1	7%	14
EXPRESS FAMILY CARE LLC			14	100%	14
ADVANCED URGENT CARE		12	2	14%	14
SYNIVERSE WELLNESS CENTER		12	2	14%	14
49D2045214PHYSICIAN OFFICE WAIVER MEDEXPRESS URGENT CARE - HARRISONBU		6	8	57%	14
Summit Medical Group Westfield Lab		14			14
EPIPHANY HEALTH		8	6	43%	14
WELLINGTON FAMILY PRACTICE		13	1	7%	14
LIGHTHOUSE PEDIATRICS OF NAPLES		10	4	29%	14
BROOKDALE BRANDON	1	13			14
OCEANSIDE URGENT CARE		14			14
ROSLYN URGENT CARE		14			14
MEDEXPRESS URGENT CARE, MOON TOWNSHIP		13	1	7%	14
SIGNATURE HEALTHCARE OF ORANGE PARK		14			14
Belleair Healthcare Center		8	6	43%	14

COVID-19: testing by laboratory

Data through Jan 4, 2021 verified as of Jan 5, 2021 at 09:25 AM

Data in this report are provisional and subject to change.

The numbers in the table below represent the number of Florida and non-Florida residents for whom test results were received by the Department of Health. A person can be tested by more than one laboratory and can have both positive and negative results. **Therefore, the sum of the numbers in each column will be larger than the total number of people tested.**

Reporting lab	Inconclusive	Negative	Positive	Percent positive	Total
HEALTHFIRST ADVENT HEALTH CENTRA CARE COCOA BEACH			14	100%	14
HORIZON ALF		14			14
GLEN OAKS URGENT CARE		14			14
MINUTECLINIC DIAGNOSTIC OF ILLINOIS L		12	2	14%	14
SOUTHEASTERN OUTPATIENT SURGERY CENTER		14			14
CARESPOT OF NOCATEE			14	100%	14
MORNINGSIDE MANOR & VILLA ADULT CARE C		14			14
BOCA SIMON		2	12	86%	14
PROMEDICA LABORATORIES		11	3	21%	14
SUPERIOR RESIDENCES OF LECANTO			14	100%	14
ASTORIA HEALTH AND REHABILITATION CENTER		13	1	7%	14
PHELPS HOSPITAL LABORATORY		11	2	15%	13
VILLA OF KINGS AND QUEENS OF DELRAY		13			13
RIVERSIDE COTTAGES AT THE SHORES, LLC			13	100%	13
DYNAMIC DNA LAB		1	12	92%	13
Sunnyside Care Center		13			13
DUVAL PHARMACY		9	4	31%	13
FORT WALTON BEACH DEVELOPMENTAL CENTER		12	1	8%	13
LONG TERM CARE OF JAY, LLC			13	100%	13
BARNETT PARK			13	100%	13
Cross Care Center			13	100%	13
JOSEPH SCHENKER MD PC DBA CENTERS URGENT		11	2	15%	13
GRACE MEDICAL HOME		11	2	15%	13
SAFARI PEDIATRICS PA		12	1	8%	13
BROOKDALE CANOPY OAKS			13	100%	13
BETHESDA HEALTH PHYSICIAN GROUP INC			13	100%	13
SOUTHEAST FAMILY HEALTHCARE CENTER			13	100%	13
CORE LABORATORY		1	12	92%	13
JUST FOR KIDS PEDIATRICS		5	8	62%	13
GULFSIDE HOSPICE INC		10	3	23%	13
BAY REGIONAL URGENT CARE		3	10	77%	13
MINUTECLINIC DIAGNOSTIC OF TN PC #378		12	1	8%	13
ROWLETT MIDDLE ACADEMY		11	2	15%	13
FLORIDA STATE HOSPITAL			13	100%	13
REGENCY SQUARE MALL - SEARS		2	11	85%	13
OPIS ISLAND LAKE CENTER		13			13
ST LUCIE EMPLOYEE HEALTH & WELLNESS CENTER		13			13
UNIVERSITY LAB			13	100%	13
SPRINGWOOD COURT		8	5	38%	13
CLEVELAND CLINIC			13	100%	13
MERCY MEDICAL URGENT CARE CENTER INC		2	11	85%	13
CLINICAL LABORATORY SERVICES			13	100%	13
AUBURN COMMUNITY HOSPITAL		12	1	8%	13
SOUTHCOR LABORATORY		2	11	85%	13
CENTER ONE SURGERY CENTER		9	4	31%	13
ODYSSEY HEALTHCARE OF MARION COUNTY, LLC		13			13
KRYSTAL BAY NURSING AND REHABILITATION		10	3	23%	13

COVID-19: testing by laboratory

Data through Jan 4, 2021 verified as of Jan 5, 2021 at 09:25 AM

Data in this report are provisional and subject to change.

The numbers in the table below represent the number of Florida and non-Florida residents for whom test results were received by the Department of Health. A person can be tested by more than one laboratory and can have both positive and negative results. **Therefore, the sum of the numbers in each column will be larger than the total number of people tested.**

Reporting lab	Inconclusive	Negative	Positive	Percent positive	Total
CVS MINUTE CLINIC DIAGNOSTIC OF NORTH CAROL		12	1	8%	13
CAMPBELL URGENT CARE			13	100%	13
ESCAMBIA COMMUNITY CLINIC		2	11	85%	13
FAMILY AND INTERNAL MEDICINE AT AVALON PARK		11	2	15%	13
ROCKLEDGE		3	10	77%	13
SUNSHINE ASSISTED LIVING		13			13
SOUTH NASSAU COMMUNITIES HOSPITAL		10	3	23%	13
MONTEFIORE ST LUKE'S CORNWALL HOSPITAL		10	3	23%	13
IN-OFFICE LAB		12	1	8%	13
SHELBY COUNTY HEALTH CARE CORPORATION		10	3	23%	13
PARKWEST MEDICAL CENTER		11	2	15%	13
HEALTH MED CENTERS		13			13
BROOKDALE DELAND			13	100%	13
REGENCY OAKS HEALTH CENTER		11	2	15%	13
COLLEGE POINT URGENT CARE		12	1	8%	13
LUCID DIAGNOSTICS LABS			13	100%	13
EAR NOSE & THROAT ASSOCIATES OF MANATEE PA		13			13
BAPTIST MEMORIAL HEALTH CARE		11	2	15%	13
BROOKLYN HOSPITAL CENTER DOWNTOWN CAMPUS		13			13
HUDSON VALLEY HOSPITAL CENTER LABORATORY		12	1	8%	13
DEPT OF VA MED CENTE-WEST PALM BEACH			12	100%	12
APPLE DIAGNOSTICS LAB		5	7	58%	12
BROWARD DIALYSIS			12	100%	12
ORANGE REGIONAL MEDICAL CENTER LABORATORY		10	2	17%	12
MINUTECLINIC DIAGNOSTIC OF MICHIGAN		11	1	8%	12
IREPERTOIRE_MOL_LAB		12			12
MAITLAND PRIMARY CARE		9	3	25%	12
NORTHWEST FLORIDA SLEEP			12	100%	12
BEST MEDICAL CENTER		8	4	33%	12
CHILDRENS MEDICAL CENTER			12	100%	12
UR CARE FAMILY AND SPORTS MEDICINE			12	100%	12
COMPREHENSIVE CHILDCARE ASSOCIATES		8	4	33%	12
BROOKDALE PADDOCK HILLS		12			12
TRINITY MEDICAL ASSOCIATES LLC			12	100%	12
BVL PEDIATRICS		12			12
MASSACHUSETTS GENERAL HOSPITAL		1	11	92%	12
LAB UNKNOWN		1	11	92%	12
NEMOURS CHILDREN'S URGENT CARE, ORLANDO - WATERFORD LAKES			12	100%	12
SUNCOAST URGENT CARE		1	11	92%	12
MCWHORTER SCHOOL OF PHARMACY		12			12
TLC FAMILY CARE HOME INC		12			12
OLIVE BRANCH HEALTH AND REHABILITATION CENTER			12	100%	12
FLORIDA DEPARTMENT OF HEALTH IN HILLSBOROUGH COUNTY			12	100%	12
WORLD WRESTLING ENTERTAINMENT			12	100%	12
MD PLUS URGENT CARE, LLC			12	100%	12
MELBOURNE FAMILY PRACTICE		11	1	8%	12
NAPLES GREEN VILLAGE		12			12

COVID-19: testing by laboratory

Data through Jan 4, 2021 verified as of Jan 5, 2021 at 09:25 AM

Data in this report are provisional and subject to change.

The numbers in the table below represent the number of Florida and non-Florida residents for whom test results were received by the Department of Health. A person can be tested by more than one laboratory and can have both positive and negative results. **Therefore, the sum of the numbers in each column will be larger than the total number of people tested.**

Reporting lab	Inconclusive	Negative	Positive	Percent positive	Total
FLORIDA ATLANTIC UNIVERSITY		10	2	17%	12
FHCP-PORT ORANGE		3	9	75%	12
INNOVATIVE RESEARCH OF WEST FLORIDA		9	3	25%	12
ST PETER'S UNIVERSITY HOSPITAL		9	3	25%	12
LEON CHD		12			12
STEWART MELBOURNE HOSPITAL, INC	1		11	92%	12
MI2297090CV HOLLAND-23D2189684		12			12
BRYAN WHITFIELD MEMORIAL HOSPITAL		8	4	33%	12
VALLEY IMMEDIATE CARE		10	2	17%	12
MAINSTREET FAMILY SELECT		1	11	92%	12
UC HEALTH UNIVERSITY HOSPITAL		10	2	17%	12
BLISS HEALTHCARE SERVICES		1	11	92%	12
CARDIOLOGY AND MEDICINE ASSOCIATES INC		12			12
MERIDIAN AT WATERWAYS, THE		10	2	17%	12
SUWANNEE COUNTY JAIL		11	1	8%	12
LONG ISLAND JEWISH VALLEY STREAM		12			12
LIFE CARE OF PORT SAINT LUCIE		3	9	75%	12
VPA PC LAB		12			12
ROCKLAND URGENT CARE FAMILY HEALTH NP		12			12
MARQUES PEDIATRICS			12	100%	12
PRIMARY CARE MEDICINE	1	10	1	8%	12
MINUTECLINIC DIAGNOSTICS MEDICAL GROUP		12			12
MINUTECLINIC DIAGNOSTIC OF RHODE ISLAND, LLC #590		12			12
LAKE MARY - STIRLING CENTER SUITE 202			12	100%	12
PANCARE HEALTH - BAY COUNTY - YOUNGSTOWN		11	1	8%	12
CLINCLOUD, LLC			12	100%	12
Bon Secours Maria Manor		9	3	25%	12
FLORIDA DEPT OF HEALTH		4	8	67%	12
ACADIAN DIAGNOSTIC LABORATORIES		8	4	33%	12
GLEN OAKS HEALTH AND REHABILITATION CENTER			12	100%	12
MACKOUL PEDIATRICS FORT MYERS			12	100%	12
SANIBEL INTERNAL MEDICINE, LLC		10	2	17%	12
NCHD		3	9	75%	12
BRIDGEWAY HEALTH CLINICS INC			12	100%	12
Wesley Place on Honeysuckle		10	2	17%	12
ADVENT HEALTH - KISSIMMEE		3	9	75%	12
CVS MINUTE CLINIC DIAGNOSTIC OF TEXAS LLC		9	3	25%	12
MINUTECLINIC, LLC # 4469		11	1	8%	12
VERITAS RESEARCH CORP			12	100%	12
WOODHOUSE INC		12			12
FAMILY CARE			12	100%	12
Consulate Health Care of Jacksonville			12	100%	12
FLUSHING HOSPITAL MEDICAL CENTER		9	3	25%	12
MERCY MEDICAL CENTER		5	7	58%	12
Baldwin Pediatrix		12			12
SUMMIT ATLANTIC SURGERY CENTER		12			12
WAKULLA COUNTY HEALTH DEPARTMENT		5	7	58%	12

COVID-19: testing by laboratory

Data through Jan 4, 2021 verified as of Jan 5, 2021 at 09:25 AM

Data in this report are provisional and subject to change.

The numbers in the table below represent the number of Florida and non-Florida residents for whom test results were received by the Department of Health. A person can be tested by more than one laboratory and can have both positive and negative results. **Therefore, the sum of the numbers in each column will be larger than the total number of people tested.**

Reporting lab	Inconclusive	Negative	Positive	Percent positive	Total
AMELIA ASSISTED LIVING FACILITY		12			12
DEPT OF VA MEDICAL CENTER - BAY PINES			12	100%	12
WALGREEN		4	8	67%	12
AVOW HOSPICE INC		11			11
BROOKDALE MANDARIN CENTRAL			11	100%	11
QUOTIENT SCIENCES LABS LLC			11	100%	11
ELITE HOME HEALTH SERVICES		11			11
MAGNOLIA PEDIATRICS		2	9	82%	11
MINUTECLINIC MINUTECLINIC #8746		11			11
The Waterford		11			11
MHHS All Lab Subsection		11			11
MINUTECLINIC DIAGNOSTIC OF NORTH CAROLINA PC		9	2	18%	11
MINUTECLINIC, LLC, DBA MINUTECLINIC #5		10	1	9%	11
UNIVERSITY CENTRA CARE		10	1	9%	11
MINUTE CLINIC DIAGNOSTIC OF VIRGINIA		8	3	27%	11
IMA MEDICAL CENTER		4	7	64%	11
PROHEALTH CARE ASSOCIATES MOBILE		9	2	18%	11
BARTON FAMILY PRACTICE		7	4	36%	11
UMHC/SYLVESTER AT KENDALL		1	10	91%	11
PINELLAS COUNTY HEALTH DEPARTMENT		2	9	82%	11
MINUTECLINIC DIAGNOSTIC OF NORTH CAROLINA		11			11
BAYCARE MEDICAL GROUP INC			11	100%	11
MORTON PLANT MEASE			11	100%	11
INN AT LAKE SEMINOLE SQUARE, THE		11			11
FAMILY PRACTICE ON THE GO		6	5	45%	11
MEDEXPRESS URGENT CARE-ALTOONA		9	2	18%	11
CHARLOTTE CHD PORT CHARLOTTE		10	1	9%	11
COLORADO DEPARTMENT OF PUBLIC HEALTH AND ENVIRONMENT			11	100%	11
BAPTIST PRIMARY CARE PONTE VEDRA		6	5	45%	11
ADVENTHEALTH MEDICAL GROUP FAMILY MEDICINE		11			11
Citymd Of Lacey		10	1	9%	11
SEMORAN FAMILY HEALTH LLC		10	1	9%	11
TOWERS HOME CARE☐		11			11
St. Annes Nursing Center, St. Annes Residence, Inc.		11			11
LYSTER ACH FT RUCKER AL		10	1	9%	11
WACO HHSSURGEWACO	1	9	1	9%	11
PRIMECARE ACQUISITION FAMILY PRACTICE INC		11			11
MEDICAL CENTER AFFILIATES WEST PALM			11	100%	11
REDMED CLINIC OF ARLINGTON		10	1	9%	11
FORT HAMILTON URGENT CARE		11			11
DARDEN WELLNESS CENTER		9	2	18%	11
WINTER PARK CARE AND REHABILITATION			11	100%	11
MINUTECLINIC DIAGNOSTIC PA		11			11
RAINBOW PEDIATRICS			11	100%	11
MINUTECLINIC DIAGNOSTIC OF PENNSYLVANI		11			11
FIRST CHOICE PEDIATRICS INC		10	1	9%	11
AIM LABORATORIES			11	100%	11

COVID-19: testing by laboratory

Data through Jan 4, 2021 verified as of Jan 5, 2021 at 09:25 AM

Data in this report are provisional and subject to change.

The numbers in the table below represent the number of Florida and non-Florida residents for whom test results were received by the Department of Health. A person can be tested by more than one laboratory and can have both positive and negative results. **Therefore, the sum of the numbers in each column will be larger than the total number of people tested.**

Reporting lab	Inconclusive	Negative	Positive	Percent positive	Total
NIGHT LITE PEDIATRICS CENTER, LLC		1	10	91%	11
BLOUNT MEMORIAL HOSPITAL		10	1	9%	11
VIRTUA WEST JERSEY HOSPITAL VOORHEES		9	2	18%	11
TREASURE COAST URGENT CARE			11	100%	11
HIALEAH HOSPITAL RESPIRATORY DEPT			11	100%	11
THE TERRACE OF SAINT CLOUD		9	2	18%	11
LAKELAND HILLS CENTER		4	7	64%	11
MEDEXPRESS URGENT CARE - ROBINSON TWP, STEUBENVILLE PIKE		11			11
TROPICANA		5	6	55%	11
NORTHERN WESTCHESTER HOSPITAL LABORATORY		9	2	18%	11
BASSETTI & ASSOCIATES, MD, PA			11	100%	11
PALM BEACH PATHOLOGY		9	2	18%	11
LEHIGH VALLEY HOSPITAL		3	8	73%	11
CARE FAST MURABELLA		7	4	36%	11
BHA CENTRAL COUNTY CLINIC		1	10	91%	11
PATHLINE			11	100%	11
DMH STEINHATCHEE FAMILY MEDICINE		8	3	27%	11
MINUTECLINIC, LLC, DBA MINUTECLINIC #2544		10	1	9%	11
ADVENT HEALTH - DELTONA ER		1	10	91%	11
BUREAU OF PUBLIC HEALTH		1	9	90%	10
VETERNANS ADMINISTRATION			10	100%	10
STERLING HOUSE OF PUNTA GORDA		10			10
SONATA BOYNTON BEACH		9	1	10%	10
Lady Lake Specialty Care			10	100%	10
COMMUNITY HEALTH CENTER		2	8	80%	10
BIOTECH CLINICAL LABORATORIES, INC.		1	9	90%	10
LAKE BALDWIN CBOC		9	1	10%	10
OHIO STATE UNIVERSITY MEDICAL CENTER			10	100%	10
SOUTHEASTERN LABORATORY			10	100%	10
CAREATC			10	100%	10
BROOKDALE PANAMA CITY		9	1	10%	10
ONEIDA HEALTHCARE CENTER		8	2	20%	10
PANCARE HEALTH - VERNON ELEMENTARY			10	100%	10
CARENOW URGENT CARE-BRENTWOOD		8	2	20%	10
ARNOT OGDEN MEDICAL CENTER LABORATORY		10			10
PANCARE HEALTH - WEWA ELEMENTARY			10	100%	10
URGENT TEAM		7	3	30%	10
WATSON HEALTHCARE		7	3	30%	10
BEAUMONT LABORATORY			10	100%	10
NORTH OKALOOSA PHYSICIAN GROUP		10			10
RAINBOW PEDIATRIC CENTER		2	8	80%	10
VASCONCELLO COHEN MD PA		9	1	10%	10
ROBERT H JENKINS JR VETERANS' DOMICILIARY HOME OF		9	1	10%	10
MINUTECLINIC #8699		7	3	30%	10
BOCA RATON REGIONAL HOSPITAL LAB			10	100%	10
GENESIS		7	3	30%	10
GRAND VILLA OF DELAND		9	1	10%	10

COVID-19: testing by laboratory

Data through Jan 4, 2021 verified as of Jan 5, 2021 at 09:25 AM

Data in this report are provisional and subject to change.

The numbers in the table below represent the number of Florida and non-Florida residents for whom test results were received by the Department of Health. A person can be tested by more than one laboratory and can have both positive and negative results. **Therefore, the sum of the numbers in each column will be larger than the total number of people tested.**

Reporting lab	Inconclusive	Negative	Positive	Percent positive	Total
NEW JERSEY DEPARTMENT OF HEALTH COMMUNICABLE DISEASE SERVICE		3	7	70%	10
VITALANT		1	9	90%	10
EAR NOSE AND THROAT ASSOCIATES OF MANATEE, P.A.		7	3	30%	10
COVANCE CENTRAL LABORATORY			10	100%	10
HORIZON MEDICAL GROUP		8	2	20%	10
MULBERRY'S MOBILE PROVIDER SERVICES LLC			10	100%	10
CREATIVE TESTING SOLUTIONS		3	7	70%	10
MEDEX REGIONAL LABORATORIES LLC		1	9	90%	10
UNIVERSITY HOSPITAL UC HEALTH		6	4	40%	10
MEDEXPRESS URGENT CARE - SEMINOLE SQUA		9	1	10%	10
TENNESSEE DEPARTMENT OF HEALTH (TDH) - CENTRAL LABORATORY		2	8	80%	10
CBC LAB		3	7	70%	10
WELLMED AT NEW TAMPA		6	4	40%	10
Ocala Oaks Rehabilitation Center		7	3	30%	10
MEDEXPRESS URGENT CARE - TIMBERLAKE		10			10
INTERMOUNTAIN CENTRAL LAB		1	9	90%	10
EMERALD COAST PEDIATRICS			10	100%	10
JFK MEDICAL CENTER NORTH LAB		1	9	90%	10
MID-FLORIDA PATHOLOGY, LLC		10			10
MARKET STREET VIERA		10			10
Jupiter Medical Center Pavilion		9	1	10%	10
CORONA PATHOLOGY		10			10
URGENT CARE CENTER AT PINNACLE		4	6	60%	10
MEYER PEDIATRICS CHTD		10			10
GERALD J KIVETT MD		10			10
GADSDEN REGIONAL MEDICAL CENTER		10			10
LAKE NONA MEDICAL SERVICES		3	7	70%	10
MI CASA DORADA ASSISTED LIVING FACILIT		10			10
PBC PREMIER FAMILY HEALTH			10	100%	10
BROWARD HEALTH CARE			10	100%	10
HCR MANORCARE		10			10
MINIMALLY INVASIVE VASCULAR INC		10			10
JOSEF SCHENKER MD PC		10			10
APPALACHIAN REGIONAL HEALTHCARE SYSTEM		10			10
EMERALD COAST HOSPICE - CRESTVIEW		10			10
MID FLORIDA PATHOLOGY LLC		9	1	10%	10
Maury Regional Hospital		6	4	40%	10
ALCOVE ASSISTED LIVING FACILITY		10			10
Okeechobee Health Care Facility		6	4	40%	10
AVANTE ST CLOUD		7	3	30%	10
ADVENT HEALTH - WINTER HAVEN		6	4	40%	10
METHODIST MEDICAL CENTER		7	3	30%	10
BELLEVUE HOSPITAL CENTER DEPARTMENT		10			10
AMBRY GENETICS CORPORATION		10			10
MEDEXPRESS URGENT CARE PARKERSBURG		8	2	20%	10
81ST MEDICAL GROUP			10	100%	10
MEDICAL LABORATORY DIAGNOSTICS			10	100%	10

COVID-19: testing by laboratory

Data through Jan 4, 2021 verified as of Jan 5, 2021 at 09:25 AM

Data in this report are provisional and subject to change.

The numbers in the table below represent the number of Florida and non-Florida residents for whom test results were received by the Department of Health. A person can be tested by more than one laboratory and can have both positive and negative results. **Therefore, the sum of the numbers in each column will be larger than the total number of people tested.**

Reporting lab	Inconclusive	Negative	Positive	Percent positive	Total
Hialeah Nursing And Rehabilitation Center		6	4	40%	10
FAMILY MEDICINE AT HUNTERS CREEK		9			9
STATEN ISLAND UNIVERSITY HOSPITAL SEGUINE AVE		9			9
HAZELDEN FLORIDA		9			9
PINELLAS INTERNAL MEDICINE ASSOCIATES		8	1	11%	9
BARNES HEALTHCARE OF FLORIDA LLC		9			9
TMH PHYSICIAN PARTNERS - MONTICELLO		8	1	11%	9
BAYFRONT HEALTH ST PETERSBURG		8	1	11%	9
DESOTO HEALTH AND REHAB LLC		6	3	33%	9
ADVENTHEALTH MEDICAL GROUP		9			9
MICHIGAN DEPARTMENT OF COMMUNITY HEALTH		1	8	89%	9
CHILDREN'S HEALTH CENTER INC.		7	2	22%	9
MAINSTREET FAMILY CARE			9	100%	9
MOSOLF PEDIATRICS			9	100%	9
ARDEN COURTS OF PALM HARBOR			9	100%	9
PEDIATRIC HEALTH CARE ALLIANCE			9	100%	9
CHEMISYS LABORATORIES		1	8	89%	9
WADSWORTH CENTER - DAVID AXELROD INSTITUTE		8	1	11%	9
OCOEE PEDIATRICS		8	1	11%	9
RIVERSIDE MEDICAL GROUP		8	1	11%	9
ST CLOUD PHYSICIAN MANAGEMENT LLC DBA ST CLOUD		7	2	22%	9
SAMARITAN MEDICAL CENTER		9			9
MIDMICHIGAN MEDICAL CENTER			9	100%	9
VILLAGE PLACE HEALTH AND REHAB		9			9
RICHMOND UNIVERSITY MEDICAL CENTER		7	2	22%	9
ANY LAB TEST NOW INC			9	100%	9
PLYMOUTH HARBOR INCORPORATED		9			9
MINUTECLINIC DIAGNOSTIC OF MICHIGAN PC		9			9
ADVENTHEALTH MEDICAL GROUP CARE CLINIC AT		7	2	22%	9
AVALON FAMILY RESORT ASSISTED LIVING LLC		9			9
BAYA URGENT CARE LLC		1	8	89%	9
ALBIBI		1	8	89%	9
MOLECULAR PATHOLOGY LABORATORY			9	100%	9
PARROTT MEDICAL CLINIC			9	100%	9
SIGMUND LABS LLC		9			9
CARENOW URGENT CARE-MT JULIET		8	1	11%	9
LAKE NONA MEDICAL SERVICE LLC		9			9
CARENOW URGENT CARE - EAST NASHVILLE		8	1	11%	9
MINUTECLINIC, LLC		7	2	22%	9
GENTIVA HEALTH SERVICES		8	1	11%	9
NATURE COAST REGIONAL MEDICAL CENTER			9	100%	9
WELLMED AT SOUTH PARSONS		8	1	11%	9
LUTHERAN HAVEN ASSISTED LIVING		9			9
FIRST CHOICE PEDIATRICS WINTER SPRINGS		9			9
DIEGO FALLON MD PA		6	3	33%	9
PRECISION GENETICS			9	100%	9
PATEL MEDICAL VENTURES		8	1	11%	9

COVID-19: testing by laboratory

Data through Jan 4, 2021 verified as of Jan 5, 2021 at 09:25 AM

Data in this report are provisional and subject to change.

The numbers in the table below represent the number of Florida and non-Florida residents for whom test results were received by the Department of Health. A person can be tested by more than one laboratory and can have both positive and negative results. **Therefore, the sum of the numbers in each column will be larger than the total number of people tested.**

Reporting lab	Inconclusive	Negative	Positive	Percent positive	Total
ILLINOIS DEPT OF PUBLIC HEALTH LAB - SPRINGFIELD			9	100%	9
BAY BREEZE HEALTH AND REHABILITATION CENTER		6	3	33%	9
UNAVAILABLE/UNKNOWN/NO INFORMATION FOUND			9	100%	9
WELLMED AT LAKE COPELAND		5	4	44%	9
OUR HOME AT BEACON HILL			9	100%	9
PREMIER LABORATORY SERVICES, LLC		5	4	44%	9
NORTHWEST FLORIDA ENT, PA		3	6	67%	9
NORTHSHORE UNIVERSITY HEALTHSYSTEM EVANSTON HOSPITAL LAB			9	100%	9
HOLIDAY MEDICAL ASSOCIATES		1	8	89%	9
NORTHBROOK CENTER FOR		8	1	11%	9
OMNI			9	100%	9
GCPM MANUAL MICROBIOLOGY		1	8	89%	9
BAYONET POINT HOSPITAL			9	100%	9
FLORIDA ENDOSCOPY & SURGERY CTR LLC		9			9
NEMOURS CHILDREN'S PRIMARY CARE VERO BEACH			9	100%	9
ISLAND LAKE CENTER		4	5	56%	9
TEXAS DEPARTMENT OF STATE HEALTH SERVICES		2	7	78%	9
LIFE CARE CENTER OF PORT ST. LUCIE		6	3	33%	9
MOUNT DORA PEDIATRICS		8	1	11%	9
MD NOW MEDICAL CENTERS INC			9	100%	9
LPG PEDIATRICS AT PAGE FIELD		9			9
HARBORCHASE OF DR PHILLIPS		7	1	13%	8
OHIO CVS STORES, LLC DBA		8			8
NIGHT OWL PEDIATRICS URGENT CARE			8	100%	8
BAYLOR GENETICS		6	2	25%	8
LAKES DIALYSIS CENTER INC			8	100%	8
CLEARWATER EMPLOYEE HEALTH CLINIC		4	4	50%	8
BEAUMONT EMERGENCY CENTER			8	100%	8
MID-HUDSON VALLEY DIVISION OF WESTCHESTER MEDICAL		8			8
HOLY NAME MEDICAL CENTER	1	6	1	13%	8
CIAN DIAGNOSTICS			8	100%	8
SIDDH INC DBA SAN CARLOS PHARMACY		6	2	25%	8
MEDEXPRESS URGENT CARE - WASHINGTON		6	2	25%	8
SENIOR HOME CARE INC		8			8
COLLIER COUNTY HEALTH DEPT.		4	4	50%	8
FAMILY MEDICINE AT LONGWOOD			8	100%	8
NORTHWEST FLORIDA COMMUNITY HOSPITAL LABORATORY		8			8
JOHNS HOPKINS MEDICAL LABORATORIES		1	7	88%	8
MEDEXPRESS URGENT CARE - BENTON HARBOR		8			8
LODGE HEALTH AND REHABILITATION CENTER, THE		8			8
HEALTHMARK REGIONAL HOSPITAL LAB		4	4	50%	8
FLORIDA HEART AND VASCULAR MULTISPECIALTY GROUP		8			8
PERSONAL PEDIATRICS PA		6	2	25%	8
ROBERT WOOD JOHNSON HOSPITAL		7	1	13%	8
GENE STREET LABORATORIES, LLC		6	2	25%	8
WINSHIPS PHARMACY INC		8			8
COASTAL FAMILY PRACTICE		5	3	38%	8

COVID-19: testing by laboratory

Data through Jan 4, 2021 verified as of Jan 5, 2021 at 09:25 AM

Data in this report are provisional and subject to change.

The numbers in the table below represent the number of Florida and non-Florida residents for whom test results were received by the Department of Health. A person can be tested by more than one laboratory and can have both positive and negative results. **Therefore, the sum of the numbers in each column will be larger than the total number of people tested.**

Reporting lab	Inconclusive	Negative	Positive	Percent positive	Total
MEDEXPRESS URGENT CARE-LATROBE		8			8
TUSCAN ISLE CHAMPIONSGATE OP CO LLC		8			8
CROSSROADS URGENT CARE, PLLC		8			8
WELLMED AT PLANT CITY		5	3	38%	8
MEDEXPRESS URGENT CARE MONACA		8			8
WALK IN URGENT CARE			8	100%	8
BAPTIST HEALTH			8	100%	8
INTERNAL MEDICINE ASSOCIATES OF JACKSON HOSPITAL			8	100%	8
CRESTVIEW URGENT CARE			8	100%	8
MEDEXPRESS URGENT CARE-KATY		5	3	38%	8
GULF COAST MEDICAL GROUP		2	6	75%	8
MONROE COUNTY HOSPITAL		6	2	25%	8
MEDEXPRESS URGENT CARE - LAFAYETTE		7	1	13%	8
MINUTE CLINIC DIAGNOSTIC OF NEW JERSEY		8			8
SAMARITAN HOSPITAL LABORATORY		7	1	13%	8
DOCTOR'S IN HOUSE LAB			8	100%	8
JX REF LAB			8	100%	8
St Joseph's Hospital & Medical Center		8			8
WANTAGH URGENT CARE		6	2	25%	8
CVS PHARMACY NO 274		8			8
CVS MINUTE CLINIC DIAGNOSTIC OF WISCONSIN		8			8
X-GENE MOLECULAR LABS		1	7	88%	8
MEDEXPRESS URGENT CARE - MONROE		8			8
ADVANCED DIAGNOSTIC LABORATORY		1	7	88%	8
SURGOINSVILLE PHARMACY		8			8
ADVENT HEALTH - FOUR CORNERS ER		8			8
MONTEFIORE MEDICAL CENTER LABORATORIES - NORTH		8			8
DOCTOR'S IN-HOUSE LAB/COMMUNITY HEALTH CENTERS OF PINELLAS - CLEARWATE			8	100%	8
DOH-TAMPA BRANCH LABORATORY (MLK BLVD)		4	4	50%	8
PENSACOLA CLUSTER			8	100%	8
CARROLL GARDENS URGENT CARE		8			8
MEDEXPRESS URGENT CARE - CHRISTIANBURG		7	1	13%	8
ALLINA HEALTH - ABBOTT NORTHWESTERN HOSPITAL		5	3	38%	8
MINUTECLINIC DIAGNOSTIC OF TN PC #566		7	1	13%	8
ST. JOSEPH HOSPITAL AND HEALTH CARE INC.			8	100%	8
PASSPORT HEALTH			8	100%	8
CVS MINUTE CLINIC, LLC		6	2	25%	8
AVENTURA HOSPITAL AND MEDICAL CENTER			8	100%	8
THE WOLFF CENTER FOR CHILD & ADOLESCENT HEALTH			8	100%	8
EMERGENCY MEDICAL CENTER		3	5	63%	8
ACCESS PHARMACY		8			8
Hackensack Umc Mountainside		8			8
MEDEXPRESS URGENT CARE - PANTOPS		7	1	13%	8
LIFE CARE CITRUS COUNTY			8	100%	8
HUNTINGTON VILLAGE URGENT CARE		8			8
BLOCK NATION CHASE		4	4	50%	8
Stratford Court of Palm Harbor		7	1	13%	8

COVID-19: testing by laboratory

Data through Jan 4, 2021 verified as of Jan 5, 2021 at 09:25 AM

Data in this report are provisional and subject to change.

The numbers in the table below represent the number of Florida and non-Florida residents for whom test results were received by the Department of Health. A person can be tested by more than one laboratory and can have both positive and negative results. **Therefore, the sum of the numbers in each column will be larger than the total number of people tested.**

Reporting lab	Inconclusive	Negative	Positive	Percent positive	Total
FHCP-ORANGE CITY			8	100%	8
ORMOND BEACH CENTRA CARE			8	100%	8
FOUNTAINVIEW BY FIVE STAR QUALITY CARE		7	1	13%	8
GOLISANO CHILDREN'S HOSPITAL OF SOUTHWEST FLORIDA		6	2	25%	8
WESTCHESTER GENERAL HOSPITAL BLOOD GAS LAB			8	100%	8
ATLANTIC CONSOLIDATED LABORATORY		8			8
PASSPORT HEALTH OF TAMPA BAY		8			8
GENEUS DIAGNOSTICS			8	100%	8
BARTON PARKER OD PC		8			8
SYLVESTER AT PLANTATION LABORATORY		7	1	13%	8
WHITE SANDS OUTPATIENT SERVICES (WSOP SERVICES LLC		8			8
ALACHUA COUNTY HEALTH DEPARTMENT		1	7	88%	8
FAMILY HEALTH CENTER			8	100%	8
CVS MINUTE CLINIC DIAGNOSTIC MED GRP OF CA		8			8
FLORIDA CLINICAL LAB		1	7	88%	8
RED MOUNTAIN DIAGNOSTICS		8			8
EXECUTIVE MEDICAL SERVICES		8			8
UNIVERSITY MEDICAL CENTER		8			8
MINUTECLINIC DIAGNOSTIC OF LOUISIANA		7	1	13%	8
TELEVISIT PALM BAY FAMILY PRACTICE		6	2	25%	8
BAPTIST OUTPATIENT			8	100%	8
LAKEVIEW HEALTH SYSTEMS			8	100%	8
CONSULATE HEALTH CARE		7	1	13%	8
MEDEXPRESS URGENT CARE - WINCHESTER GATEWAY		6	2	25%	8
MEADOWCREST FAMILY PHYSICIANS PA			8	100%	8
SCHOOL OF PHARMACY AND PHARMACEUTICAL		7			7
ASHRAF MEDICAL GROUP PLLC DBA PULSE M		6	1	14%	7
GENTRY PARK ORLANDO ASSISTED LIVING		6	1	14%	7
ADVANCE URGENT CARE CENTER, LLC			7	100%	7
CARENOW URGENT CARE-MADISON		7			7
KIDSVILLE PEDIATRICS			7	100%	7
VETERANS AFFAIRS MEDICAL CENTER - OUTPATIENT			7	100%	7
DEPARTMENT OF HEALTH- CITRUS COUNTY			7	100%	7
URGENT FAMILY CARE INC		4	3	43%	7
BREVARD HEALTH ALLIANCE INC, THE		2	5	71%	7
ALLEGRO - TAMPA	1	4	2	29%	7
ORANGE PARK PEDIATRICS		4	3	43%	7
LYNMOORE,THE		7			7
CORNER OAK ESTATE LLC		7			7
ALACHUA			7	100%	7
DOCTORS CLINICAL LABORATORY, INC		5	2	29%	7
Consulate Health Care of Brandon		7			7
ST PETERSBURG PEDIATRICS-EAST BAY			7	100%	7
HEALTH CARE LABORATORY SERVICES		1	6	86%	7
PUTNAM COUNTY EMERGENCY RESCUE SERVICE		4	3	43%	7
MULBERRY CARE CENTER		4	3	43%	7
LUXOR SCIENTIFIC LLC		1	6	86%	7

COVID-19: testing by laboratory

Data through Jan 4, 2021 verified as of Jan 5, 2021 at 09:25 AM

Data in this report are provisional and subject to change.

The numbers in the table below represent the number of Florida and non-Florida residents for whom test results were received by the Department of Health. A person can be tested by more than one laboratory and can have both positive and negative results. **Therefore, the sum of the numbers in each column will be larger than the total number of people tested.**

Reporting lab	Inconclusive	Negative	Positive	Percent positive	Total
MEDLABS DIAGNOSTICS		7			7
CENTRAL FLORIDA PEDIATRIC URGENT CARE LLC		6	1	14%	7
KEYSTONE PLACE AT NAPLES PRESERVE		4	3	43%	7
LEPE'S HOUSE			7	100%	7
BROOKDALE PENSACOLA		7			7
TNC WALK IN CLINIC		4	3	43%	7
FLORIDA HOSPITAL WINTER PARK		6	1	14%	7
CVS HEALTH, #3396		7			7
DORAL URGENT CARE			7	100%	7
Rosewood Healthcare and Rehabilitation Center		5	2	29%	7
MEDEXPRESS URGENT CARE - MAPLE DRIVE		7			7
ST PETERSBURG PEDIATRICS			7	100%	7
ORANGE PARK PEDIATRIC ASSOCIATES		1	6	86%	7
MEDEXPRESS URGENT CARE CHARLESTON		5	2	29%	7
PEDIATRICS OF CENTRAL FLORIDA		5	2	29%	7
RIVER OAKS TREATMENT CENTER			7	100%	7
WILDLIGHT LAB			7	100%	7
CLEVELAND TENNESSEE HOSPITAL COMPANY		6	1	14%	7
HOLMES COUNTY HEALTH DEPARTMENT		3	4	57%	7
MEDEXPRESS URGENT CARE - FAYETTEVILLE		5	2	29%	7
PBSO WEST PALM FAMILY PRACTICE		1	6	86%	7
MISSOURI DEPARTMENT OF HEALTH AND SENIOR SERVICES			7	100%	7
CHILDREN'S HEALTHCARE OF ATLANTA/EGLESTON		7			7
JACKSON CLINIC PA,THE		3	4	57%	7
SEA LEVEL LABS			7	100%	7
Thermopolis Rehabilitation Wellness		7			7
QUE		4	3	43%	7
FLORIDA HOSPITAL KISSIMMEE		4	3	43%	7
COMMUNITY MEDICAL AND DENTAL CARE INC		7			7
WELLMED AT PORT ST LUCIE WEST		6	1	14%	7
BAPTIST PEDIATRICS		6	1	14%	7
IRL MARKET LAB			7	100%	7
HOLY GARDEN ALF, INC.		7			7
THE VILLAGES HEALTH		5	2	29%	7
FLORIDA CENTER FOR DERMATOLOGY LABORATORY			7	100%	7
ST JUDE LABORATORIES		5	2	29%	7
RIVERVIEW REGIONAL MEDICAL CENTER		6	1	14%	7
HEALTH NETWORK LABORATORIES		6	1	14%	7
ENT AND ALLERGY ASSOCIATES OF FLORIDA LLC		6	1	14%	7
HEALTHWORKS MED GROUP OF FLORIDA PA		2	5	71%	7
PUTNAM COUNTY SHERIFFS OFFICE		6	1	14%	7
AVON PARK PEDIATRICS			7	100%	7
MONTEFIORE MEDICAL CENTER LABORATORIES - WEILER		5	2	29%	7
MINUTECLINIC DIAGNOSTIC OF HAWAII LLC		7			7
LEE COUNTY HEALTH DEPARTMENT		4	3	43%	7
MONTEFIORE NYACK HOSPITAL AFFILIATED LABORATORY		7			7
TRUE HEALTH DIAGNOSTICS		1	6	86%	7

COVID-19: testing by laboratory

Data through Jan 4, 2021 verified as of Jan 5, 2021 at 09:25 AM

Data in this report are provisional and subject to change.

The numbers in the table below represent the number of Florida and non-Florida residents for whom test results were received by the Department of Health. A person can be tested by more than one laboratory and can have both positive and negative results. **Therefore, the sum of the numbers in each column will be larger than the total number of people tested.**

Reporting lab	Inconclusive	Negative	Positive	Percent positive	Total
FLORIDA DEPARTMENT OF HEALTH IN WALTON COUNTY		6	1	14%	7
PBC FOUND CARE INC			7	100%	7
NEW YORK PRESBYTERIAN - LOWER MANHATTAN		7			7
WOODLAND TOWERS		6	1	14%	7
AEGIS MEDICAL GROUP			7	100%	7
FLORIDA DIGESTIVE AND LIVER SPECIALIST		7			7
LAB UNKNOWN		6	1	14%	7
PALM POINT BEHAVIORAL HEALTH		7			7
GUARDANT HEALTH		4	3	43%	7
UNIVERSITY OF WASHINGTON MEDICAL CENTER			7	100%	7
NORTON HEALTHCARE			7	100%	7
NOVANT HEALTH INPATIENT CARE		2	5	71%	7
SIPARADIGM LLC		1	6	86%	7
ADVENTHEALTH MEDICAL GROUP FAMILY & INTERNAL		4	3	43%	7
SOUTH COM HEALTH CLINIC, DEPT. OF THE ARMY		7			7
ROSS MEDICAL GROUP			7	100%	7
WYOMING COUNTY COMMUNITY HOSPITAL LABORATORY		7			7
THE MARY IMOGENE BASSETT HOSPITAL		7			7
MEDEXPRESS URGENT CARE, BUTLER		4	3	43%	7
CVS PHARMACY #8800		5	2	29%	7
SARASOTA - ROBERT L TAYLOR COMMUNITY CENTER		1	6	86%	7
DOCTOR'S IN-HOUSE LAB/COMMUNITY HEALTH CENTERS OF PINELLAS -PINELLAS P			7	100%	7
ECLRS		2	5	71%	7
HUNTINGTON URGENT CARE		7			7
GOOD SAMARITAN SOCIETY OF DAYTONA		5	2	29%	7
BAPTIST PRIMARY BLACK CREEK SOUTH			7	100%	7
METROPOLITAN HOSPITAL CENTER		6	1	14%	7
VERMONT DEPARTMENT OF HEALTH		1	6	86%	7
PENINSULA CARE AND REHABILITATION CENTER			7	100%	7
URGENT TEAM MANAGEMENT OF TENNESSEE		7			7
ARCHBOLD MEMORIAL HOSPITAL/LAB		3	4	57%	7
BRADENTON PHYSICIANS MEDICAL CENTER			7	100%	7
LABCORP TAMPA		5	2	29%	7
DIAGNOSTIC CLINIC		6	1	14%	7
URGENT CARE & FAMILY PRACTICE CENTER			7	100%	7
HEARTLAND PEDIATRICS OF LAKE PLACID			7	100%	7
ORLANDO HEALTH PHYSICIAN ASSOCIATES		4	3	43%	7
MINUTE CLINIC LLC #5733		7			7
TRUE HEALTH		5	2	29%	7
Ocoee Health Care Center		7			7
Sunset Lake Health and Rehabilitation Center		7			7
URGENT TEAM - MUSCLE SHOALS		6			6
MINUTECLINIC, LLC, DBA MINUTECLINIC #6106		5	1	17%	6
CVS MINUTE CLINIC DIAGNOSTIC OF TEXAS,LLC		4	2	33%	6
PENN MEDICINE PRINCETON MEDICAL CENTER		6			6
AIR, LAND & SEA PHYSICALS & CONSULTATIONS, LLC		6			6
NASSAU COUNTY JAIL		6			6

COVID-19: testing by laboratory

Data through Jan 4, 2021 verified as of Jan 5, 2021 at 09:25 AM

Data in this report are provisional and subject to change.

The numbers in the table below represent the number of Florida and non-Florida residents for whom test results were received by the Department of Health. A person can be tested by more than one laboratory and can have both positive and negative results. **Therefore, the sum of the numbers in each column will be larger than the total number of people tested.**

Reporting lab	Inconclusive	Negative	Positive	Percent positive	Total
WATAUGA MEDICAL CENTER		4	2	33%	6
MAIMONIDES MEDICAL CENTER		4	2	33%	6
CONCENTRA			6	100%	6
SAINT PETER'S UNIVERSITY HOSPITAL		6			6
MERCY COLLEGE HEALTH OFFICE		6			6
ADVENT HEALTH APOPKA		2	4	67%	6
BETH ISRAEL DEACONESS MEDICAL CENTER			6	100%	6
BAYCARE MEDICAL GROUP INC			6	100%	6
PUBLIC HEALTH LAB		6			6
FORT PIERCE FAMILY CARE INC		3	3	50%	6
MINUTE CLINIC LLC #1448		6			6
CARENOW URGENT CARE-SOUTHLAKE			6	100%	6
Clearwater Center		6			6
AZALEA HEALTH		2	4	67%	6
TAMIAMI LAB MILLENIUM			6	100%	6
BOCA VIPEDIATRICS			6	100%	6
CVS MINUTE CLINIC DIAGNOSTIC OF TEXAS, LLC		6			6
THOMAS JEFFERSON UNIVERSITY HOSPITAL		4	2	33%	6
ISLAND COAST PEDIATRICS IN-HOUSE LAB		6			6
CAPE CORAL URGENT CARE		3	3	50%	6
MINUTECLINIC, LLC #05038		6			6
Manor Care of Dunedin		6			6
PATHGROUP LABS, LLC		4	2	33%	6
DEBARY HEALTH AND REHABILITATION CENTER		6			6
MEDICAL CENTER AT OCEAN REEF		1	5	83%	6
PROHEALTH MED		1	5	83%	6
LUMADOC HEALTH		4	2	33%	6
ST VINCENT'S CHILTON		4	2	33%	6
ST LUKES ROOSEVELT LABORATORY		6			6
CAPITAL HEALTH PLAN LABORATORIES			6	100%	6
ROSEMONT GARDENS INC		6			6
NORTH BEACH REHABILITATION CENTER		5	1	17%	6
OPTUM SILVER LAKES			6	100%	6
LUTHERAN HAVEN EXTENDED CONGREGATE CAR		6			6
FLORIDA MEDICAL SPECIALISTS		2	4	67%	6
COMMONWEALTH OF MASSACHUSETTS			6	100%	6
Northwell Lab		2	4	67%	6
IU HEALTH PATHOLOGY		1	5	83%	6
NOVALIFE MEDSPA			6	100%	6
ST CHARLES HOSPITAL LABORATORY		6			6
RIVERWOOD CENTER,THE			6	100%	6
BAYCARE MEDICAL GROUP		1	5	83%	6
FLORIDA MEDICAL CLINIC - MULTI SPECIALTY CAMPUS		1	5	83%	6
OSWEGO HOSPITAL LABORATORY		6			6
MIAMI BEACH COMMUNITY HEALTH CENTER INC			6	100%	6
GLEN FALLS HOSPITAL DEPARTMENT OF PATHOLOGY		6			6
TEXAS MEDCLINIC			6	100%	6

COVID-19: testing by laboratory

Data through Jan 4, 2021 verified as of Jan 5, 2021 at 09:25 AM

Data in this report are provisional and subject to change.

The numbers in the table below represent the number of Florida and non-Florida residents for whom test results were received by the Department of Health. A person can be tested by more than one laboratory and can have both positive and negative results. **Therefore, the sum of the numbers in each column will be larger than the total number of people tested.**

Reporting lab	Inconclusive	Negative	Positive	Percent positive	Total
SONORA QUEST LABORATORIES			6	100%	6
ST VINCENT'S ST CLAIR		3	3	50%	6
XPRESS URGENT CARE LLC		6			6
LAWTON CHILES HEALTH CENTER		1	5	83%	6
NOT INDICATED		1	5	83%	6
YORKVILLE PEDIATRIC URGENT CARE		6			6
THE VILLAGES REGIONAL HOSPITAL FREESTANDING		3	3	50%	6
SOUTH CAROLINA DEPARTMENT OF HEALTH			6	100%	6
MEDEXPRESS URGENT CARE - BEECH GROVE		5	1	17%	6
MED LABS DIAGNOSTICS		4	2	33%	6
JERSEY SHORE MEDICAL CENTER		6			6
GRAND VILLA OF ALTAMONTE SPRINGS		1	5	83%	6
UNILAB		2	4	67%	6
MEDEXPRESS URGENT CARE - MIDLOTHIAN		6			6
PALMS, THE		6			6
CHILDREN'S HOSPITAL OF PHILADELPHIA		5	1	17%	6
MC DIAGNOSTIC OF CONNECTICUT, PC #1960		6			6
FAMILY MEDICINE OF WESTON LLC			6	100%	6
FREEDOM SQUARE NURSING CENTER□			6	100%	6
MEDEXPRESS URGENT CARE - SALEM		3	3	50%	6
MINUTECLINIC DIAGNOSTIC OF NEW JERSEY, LLC # 7069		6			6
MEDEXPRESS URGENT CARE- MARYLAND		6			6
ENIGMA DIAGNOSTIC, INC.			6	100%	6
FLORIDA HOSPITAL APOPKA		5	1	17%	6
GENETIC TECHNOLOGICAL INNOVATIONS			6	100%	6
GRACE REHABILITATION CENTER OF VERO BEACH		4	2	33%	6
RIVER CITY PRIMARY AND URGENT CARE			6	100%	6
BENSONHURST URGENT CARE		6			6
AARK LABORATORY		6			6
CLEARWATER PEDIATRIC CARE		1	5	83%	6
TIFFANY LAKE CARE CENTERS INC		6			6
TIMBER CREEK PEDIATRICS		6			6
ATLAN		5	1	17%	6
ETHOS LABORATORIES		6			6
DOH JACKSONVILLE CENTRAL LABORATORY		3	3	50%	6
CAREWELL 301 - WARWICK			6	100%	6
FLORIDA WOMAN CARE LABORATORY			6	100%	6
DR PHILLIPS MEDICAL WELLNESS CENTER		6			6
RICH STREET GROUP HOME			6	100%	6
MEDEXPRESS ELKINS		6			6
MINUTECLINIC DIAGNOSTIC OF NORTH CAROLINA, PC		5	1	17%	6
CARE HERE		1	5	83%	6
BAYCARE ALLIANT HOSPITAL			6	100%	6
MEDEXPRESS URGENT CARE - ELM GROVE		5	1	17%	6
MERCY HEALTH—MUSKEGON		5	1	17%	6
MEDEXPRESS URGENT CARE-PITTSFIELD		6			6
AMERICAN HOUSE FORT MYERS		6			6

COVID-19: testing by laboratory

Data through Jan 4, 2021 verified as of Jan 5, 2021 at 09:25 AM

Data in this report are provisional and subject to change.

The numbers in the table below represent the number of Florida and non-Florida residents for whom test results were received by the Department of Health. A person can be tested by more than one laboratory and can have both positive and negative results. **Therefore, the sum of the numbers in each column will be larger than the total number of people tested.**

Reporting lab	Inconclusive	Negative	Positive	Percent positive	Total
THE CLINIC PREMISE HEALTH			6	100%	6
PALMETTO HEALTH ALLIANCE		3	3	50%	6
ST CLOUD MEDICAL GROUP		6			6
NORTHERN DUTCHESS HOSPITAL LABORATORY		5	1	17%	6
PRIMECARE AT PORT ORANGE			6	100%	6
IGENEX INC		6			6
MINUTE CLINIC DIAGNOSTIC OF SC, LLC #42		5	1	17%	6
ARLINGTON OF NAPLES		6			6
MEDEXPRESS URGENT CARE - HOT SPRINGS		6			6
LIFE'S SPECIAL MOMENTS INC		6			6
FIRST COAST CARDIOVASCULAR INSTITUTE PA			6	100%	6
SOUTHERN OCEAN MEDICAL CENTER		5			5
PERDIDO URGENT CARE			5	100%	5
Army Residence Community		5			5
RUSH UNIVERSITY MEDICAL CENTER LABORATORY			5	100%	5
FLORIDA DEPARTMENT OF HEALTH IN MONROE COUNTY		2	3	60%	5
NORTHPORT MEDICAL CENTER LAB		5			5
ST JOHNS BIOMEDICAL LAB		5			5
ADVENTIST HEALTH SYSTEM FLORIDA DEPT OF HEALTH		3	2	40%	5
CAREHERE LAKE SCHOOLS EMPLOYEE HEALTH CENTER		1	4	80%	5
DOCS URGENT CARE		1	4	80%	5
NORTH FLORIDA PEDIATRICS JASPER			5	100%	5
Grand Villa of Deerfield Beach		3	2	40%	5
PRECISION LABS LLC		2	3	60%	5
KENILWORTH CARE & REHABILITATION CENTER			5	100%	5
NURSING PLUS OF BROWARD LLC		1	4	80%	5
MEDEXPRESS URGENT CARE-MUNCIE		5			5
UNIVERSITY OF MIAMI MILLER SCHOOL OF MEDICINE			5	100%	5
STEWART MELBOURNE HOSPITAL			5	100%	5
UPMC HEALTH SYSTEM		4	1	20%	5
XRL SXF REF LAB		5			5
FLORIDA DEPARTMENT OF HEALTH - INVERNESS		3	2	40%	5
COMMUNITY HEALTH OF SOUTH FLORIDA			5	100%	5
MEDEXPRESS URGENT CARE - SWANSEA, N ILLINOIS ST		4	1	20%	5
BETHESDA COMMUNITY HEALTH CENTER			5	100%	5
JUPITER ISLAND MEDICAL CLINIC INC		5			5
BOCA SIMON LAB		1	4	80%	5
DEPARTMENT OF HEALTH AND HUMAN SERVICES LANSING			5	100%	5
THE PALMS REHABILITATION AND HEALTHCARE CENTER		5			5
MIAMI COMPREHENSIVE MEDICINE GROUP PA		4	1	20%	5
STATMED OCALA			5	100%	5
EASTCHESTER PEDIATRIC MEDICAL GROUP		5			5
MEDEXPRESS URGENT CARE PORT HURON		4	1	20%	5
ORMOND MEDICAL ARTS		3	2	40%	5
WATERTOWN URGENT CARE PLLC		5			5
MINUTECLINIC DIAGNOSTIC OF TEXAS		5			5
MOUNT SINAI BROOKLYN LABORATORY		4	1	20%	5

COVID-19: testing by laboratory

Data through Jan 4, 2021 verified as of Jan 5, 2021 at 09:25 AM

Data in this report are provisional and subject to change.

The numbers in the table below represent the number of Florida and non-Florida residents for whom test results were received by the Department of Health. A person can be tested by more than one laboratory and can have both positive and negative results. **Therefore, the sum of the numbers in each column will be larger than the total number of people tested.**

Reporting lab	Inconclusive	Negative	Positive	Percent positive	Total
DAVITA DIALYSIS		4	1	20%	5
ELLIS HOSPITAL LABORATORY		5			5
FRANCES WARDE MEDICAL LABORATORY		2	3	60%	5
PREMIER COMMUNITY HEALTHCARE GROUP INC		5			5
TANNER MEDICAL CENTER EAST AL		5			5
MEDEXPRESS URGENT CARE-DUBOIS		5			5
CURATIVE CARE CENTER INC		1	4	80%	5
NELSON BIOLOGICAL			5	100%	5
MINUTECLINIC MINUTECLINIC #4977		3	2	40%	5
CRESTWOOD MEDICAL CENTER		4	1	20%	5
LANE PEDIATRICS PA			5	100%	5
JOSEF SCHENKER MD PC DBA CENTERS URGENT		4	1	20%	5
MINUTECLINIC DIAGNOSTIC OF TN PC #320		5			5
LABCORP UNSPECIFIED		5			5
INTERNAL MEDICINE & PRIMARY CARE ASSOCIATES, PLC			5	100%	5
BROOKDALE CLERMONT			5	100%	5
MCR HEALTH LAWTON CHILES ADMINISTRATION STE A		1	4	80%	5
JUNO DERMATOLOGY LLC		4	1	20%	5
EL PARAISO HOME INC		5			5
VIBRANT AMERICA		3	2	40%	5
OMNICARE PHARMACY OFTEXAS 1, LP DBA OMNICARE		5			5
ORCHID COVE		2	3	60%	5
URGENT MEDICAL CENTER INC		2	3	60%	5
BAPTIST HEALTH - TOWN CENTER			5	100%	5
HENDRY REGIONAL CONVENIENT CARE CENTER			5	100%	5
PARRISH HEALTH CENTER		5			5
WOODHULL MEDICAL AND MENTAL HEALTH CTR		5			5
BEACH HOUSE		5			5
INSPIRED LIVING AT PALM BAY		5			5
ELITE MD GROUP INC		1	4	80%	5
Florida Clinical Laboratory		1	4	80%	5
FINLAY		1	4	80%	5
MINUTECLINIC DIAGNOSTIC OF NEW JERSEY,		5			5
VALDOSTA FAMILY MEDICINE			5	100%	5
BAYSHORE LABORATORY		4	1	20%	5
Westchester General Hospital			5	100%	5
ST CLOUD COMPOUNDING PHARMACY & WELLNESS CENTER		5			5
PEDIATRICS OF CENTRAL FLORIDA – POINCIANA		3	2	40%	5
ADVENTHEALTH MEDICAL GROUP PEDIATRICS AT		2	3	60%	5
FHMG_FM AND IM AVALON PARK		1	4	80%	5
MEDEXPRESS URGENT CARE - WILLIAMSPORT		4	1	20%	5
HILLSBOROUGH COUNTY HEALTH DEPARTMENT			5	100%	5
NATIONAL GENETICS INST LABCORP		1	4	80%	5
PRECISION DIAGNOSTICS INC - NJ		5			5
MEDEXPRESS URGENT CARE-PETERS TWP		5			5
DALLAS COUNTY HEALTH AND HUMAN SERVICES			5	100%	5
ELTINGVILLE CIRCLE URGENT CARE		5			5

COVID-19: testing by laboratory

Data through Jan 4, 2021 verified as of Jan 5, 2021 at 09:25 AM

Data in this report are provisional and subject to change.

The numbers in the table below represent the number of Florida and non-Florida residents for whom test results were received by the Department of Health. A person can be tested by more than one laboratory and can have both positive and negative results. **Therefore, the sum of the numbers in each column will be larger than the total number of people tested.**

Reporting lab	Inconclusive	Negative	Positive	Percent positive	Total
MEDEXPRESS URGENT CARE - HUNTINGTON WE		5			5
MC DIAGNOSTIC OF CONNECTICUT PC #459		5			5
INDIAN RIVER PRIMARY CARE PA		5			5
URGENT CARE OF LONGWOOD			5	100%	5
THE PLAZA AT PARKSQUARE		5			5
REHABILITATION CENTER AT JUPITER GARDENS		5			5
ATLANTIC COMMUNITY HIGH SCHOOL		4	1	20%	5
VIERA PEDIATRICS		1	4	80%	5
WELLIGENT			5	100%	5
PEDIATRIC URGENT HEALTH CARE			5	100%	5
MANATEE COUNTY JAIL		4	1	20%	5
MINUTECLINIC DIAGNOSTIC MEDICAL GROUP		5			5
CARLOS PORTU MD, PLLC			5	100%	5
JOE DIMAGGIO CHILDREN'S HOSPITAL		1	4	80%	5
ASCENSION ST VINCENT'S CLAY COUNTY			5	100%	5
DICKSON MEDICAL ASSOCIATES PC PATH LAB		4	1	20%	5
NATIONAL MENTOR HEALTHCARE LLC			5	100%	5
NOVANT HEALTH UVA		2	3	60%	5
GRAND VILLA OF ENGLEWOOD		1	4	80%	5
MAXHEALTH		4	1	20%	5
CYPRESS CREEK MEDICAL CENTER			5	100%	5
INTERNAL MEDICINE LIPID AND WELNNESS PRACTICE			5	100%	5
LAKE HOWARD HEIGHTS	1	4			5
GREENVILLE MEMORIAL HOSPITAL LAB			5	100%	5
ILLINOIS DEPARTMENT OF PUBLIC HEALTH			5	100%	5
PEDIATRICS OF ALTAMONTE		5			5
CVS MINUTE CLINIC DIAGNOSTIC OF NEW JERSEY		5			5
BROWARD COUNTY HEALTH DEPT.			5	100%	5
INDIANA STATE DEPARTMENT OF HEALTH		1	4	80%	5
HUNTERS CREEK PEDIATRICS		5			5
UT SOUTHWESTERN MEDICAL CENTER			5	100%	5
MANATEE PEDIATRICS			5	100%	5
CENTREX CLINICAL LABS INC		5			5
ST JOSEPH WOMENS HOSPITAL			5	100%	5
Life Care Center of Estero			5	100%	5
MINUTECLINIC DIAGNOSTIC OF PA, LLC (1036)		4	1	20%	5
SUTTER TRACY COMMUNITY HOSPITAL			5	100%	5
MINUTECLINIC DIAGNOSTIC OF NORTH		5			5
EGL GENETICS DIAGNOSTICS			5	100%	5
UNIVERSITY OF CHICAGO MEDICAL CENTER LAB			5	100%	5
OPTIMAL CARE PEDIATRICS			5	100%	5
AEL KNOXVILLE			5	100%	5
CARL R DARNALL ARMY MEDICAL CENTER			5	100%	5
FLORIDA HOSPITAL LAKE MARY		5			5
WEST PACIFIC MEDICAL LABORATORY			5	100%	5
MIAMI CANCER INSTITUTE			5	100%	5
NEW HAMPSHIRE DEPARTMENT OF HEALTH AND HUMAN SERVICES		3	2	40%	5

COVID-19: testing by laboratory

Data through Jan 4, 2021 verified as of Jan 5, 2021 at 09:25 AM

Data in this report are provisional and subject to change.

The numbers in the table below represent the number of Florida and non-Florida residents for whom test results were received by the Department of Health. A person can be tested by more than one laboratory and can have both positive and negative results. **Therefore, the sum of the numbers in each column will be larger than the total number of people tested.**

Reporting lab	Inconclusive	Negative	Positive	Percent positive	Total
LEE MEMORIAL HEALTH SYSTEM		2	3	60%	5
COPELAND MEDICAL CLINIC		3	2	40%	5
MINUTECLINIC DIAGNOSTIC OF PENNSYLVANIA, LLD #1545		5			5
MEDEXPRESS URGENT CARE - RICHMOND, NINE MILE RD		5			5
ANYLABTESTNOW			5	100%	5
MINUTE CLINIC		1	4	80%	5
UCF STUDENT HEALTH SERVICES LABORATORY		2	3	60%	5
CHAMPLAIN VALLEY PHYSICIANS HOSPITAL		3	2	40%	5
LONG ISLAND JEWISH FOREST HILLS HOSPITAL		5			5
BOCA BIOLISTICS LLC			5	100%	5
UF HEALTH			5	100%	5
APOLLO GARDENS RETIREMENT RESIDENCE CARE		5			5
MINUTE-CLINIC DIAGNOSTIC OF VIRGINIA, LLC #2003		4	1	20%	5
CORAL LANDING ASSISTED LIVING		5			5
UT MEMPHIS UNIVERSITY HEALTH SERVICES			5	100%	5
FLORIDA CANCER SPECIALISTS & RESEARCH INSTITUTE		4	1	20%	5
MEDEXPRESS URGENT CARE MURRYSVILLE		3	2	40%	5
CLEVELAND CLINIC MARTIN HEALTH NURSING & RESTORATIVE		5			5
ACE BIOMEDICAL LABS LLC			5	100%	5
LAKE NONA PEDIATRICS IN ASSOCIATION WITH NEMOURS		5			5
WAKEMED		1	4	80%	5
SOUTHEASTERN PEDIATRIC ASSOCIATES			5	100%	5
WESTMINSTER SHORES			5	100%	5
COOPER HOSPITAL/UNIVERSITY MEDICAL		5			5
GULF COAST VETERANS HCS PANAMA CITY OPC		5			5
GUTHRIE MEDICAL GROUP LABORATORIES		5			5
PR HEALTH			5	100%	5
CITIZENS BAPTIST MEDICAL CENTERS LAB		4	1	20%	5
CAREHERE LCS- EUSTIS			5	100%	5
MINUTECLINIC, LLC #244		4	1	20%	5
THE UNIVERSITY OF VERMONT MEDICAL CENTER		4	1	20%	5
MEDICAL CENTER OF BLOUNTSTOWN			5	100%	5
Kennedy University Hospital		5			5
EXPRESS DOCS LLC			5	100%	5
DR. PHILLIPS MEDICAL WELLNESS CENTER		3	2	40%	5
BAYLOR ESOTERIC AND MOLECULAR LAB			4	100%	4
MEDEXPRESS URGENT CARE - CULPEPER		4			4
URGENT CARE USA LLC			4	100%	4
FHCP - ORMOND BEACH			4	100%	4
LAKE COUNTY SCHOOLS EMPLOYEE HEALTH CENTER		2	2	50%	4
HEALTHY MINORS PEDIATRIC URGENT CARE		4			4
UTAH DEPARTMENT OF HEALTH			4	100%	4
ENCOMPASS HOME HEALTH		4			4
MEDEXPRESS URGENT CARE - LOGAN		4			4
MEDICINE SHOPPE #1306 THE		3	1	25%	4
DOCTORS EXPRESS OF ST PETERSBURG			4	100%	4
MC DIAGNOSTIC OF CONNECTICUT , PC # 3		2	2	50%	4

COVID-19: testing by laboratory

Data through Jan 4, 2021 verified as of Jan 5, 2021 at 09:25 AM

Data in this report are provisional and subject to change.

The numbers in the table below represent the number of Florida and non-Florida residents for whom test results were received by the Department of Health. A person can be tested by more than one laboratory and can have both positive and negative results. **Therefore, the sum of the numbers in each column will be larger than the total number of people tested.**

Reporting lab	Inconclusive	Negative	Positive	Percent positive	Total
WESLEY CHAPEL INTERNAL MEDICINE AND PEDIATRICS			4	100%	4
CRESTAR LABS		2	2	50%	4
Nemours Children's Urgent Care			4	100%	4
MEDEXPRESS URGENT CARE - CLARKSBURG		4			4
PARTNERS PHARMACY OF FLORIDA LLC		4			4
UHEALTH UNIVERSITY OF MIAMI			4	100%	4
ADVENT HEALTH - TUSKAWILLA		4			4
CRESTVIEW IMMEDIATE CARE LL			4	100%	4
DEPARTMENT OF HEALTH AND HUMAN SERVICES STATE OF NEW HAMPSHIRE			4	100%	4
COLUMBIA MEMORIAL HOSPITAL LABORATORY		4			4
TULLAHOMA HMA, LLC		3	1	25%	4
MEDEXPRESS URGENT CARE - GLENDALE		4			4
MAILBOX DIAGNOSTICS		2	2	50%	4
Bardmoor Oaks Healthcare and Rehabilitation Center		3	1	25%	4
COMPUNET CLINICAL LAB			4	100%	4
SANFORD SOUTH UNIVERSITY		4			4
TARPON SPRINGS PEDIATRICS, LLC			4	100%	4
LA MER NH LLC			4	100%	4
MIRIMUS INC		1	3	75%	4
MINUTECLINIC DIAGNOSTIC OF GEORGIA, LL		4			4
PALM HARBOR DERMATOLOGY		4			4
SOUTHERN LABORATORY SERVICES OF NWF		4			4
COVENIENT CARE MEDICAL CLINIC			4	100%	4
MINUTECLINIC DIAGNOSTIC OF SC, LLC #2		4			4
Park Ridge Nursing Center		3	1	25%	4
LEON MEDICAL CENTERS, LLC			4	100%	4
NORTHEAST ALABAMA REGIONAL MEDICAL CENTER		2	2	50%	4
BIOTEST PLASMA CENTER		4			4
RAINBOW PEDIATRIC CENTER PA		3	1	25%	4
JUPITER MEDICAL CENTER URGENT CENTER			4	100%	4
BERRYHILL MANOR		4			4
URGENT TEAM - HUNTSVILLE		3	1	25%	4
BIRMINGHAM VAMC		1	3	75%	4
SOUTH FLORIDA FAMILY HEALTH & RESEARCH CTR			4	100%	4
FLORIDA MENTOR		4			4
PRIMARY CARE WALK IN CLINIC PLLC			4	100%	4
EAST BANK HOSPITAL - UNIVERSITY OF MINNESOTA MEDICAL CENTER			4	100%	4
INTERMARKET FACILITY			4	100%	4
ELITE MEDICAL CENTER			4	100%	4
FLORIDA CANCER SPECIALISTS AND RESEARCH		2	2	50%	4
CENTERPLACE HEALTH, INC			4	100%	4
THONOTOSASSA COMMUNITY HEALTH CENTER		1	3	75%	4
EXPRESS TESTING-ONE			4	100%	4
L3HARRIS FAMILY MEDICAL CENTER			4	100%	4
CONCENTRA URGENT CARE		1	3	75%	4
COLLIER HMA PHYSICIAN MANAGEMENT, LLC			4	100%	4
UNILAB OF DADE INC			4	100%	4

COVID-19: testing by laboratory

Data through Jan 4, 2021 verified as of Jan 5, 2021 at 09:25 AM

Data in this report are provisional and subject to change.

The numbers in the table below represent the number of Florida and non-Florida residents for whom test results were received by the Department of Health. A person can be tested by more than one laboratory and can have both positive and negative results. **Therefore, the sum of the numbers in each column will be larger than the total number of people tested.**

Reporting lab	Inconclusive	Negative	Positive	Percent positive	Total
MINUTECLINIC, LLC #1586		3	1	25%	4
West Gate Village, LLC		4			4
FCHC (OB)-DARWIN SQUARE CTR.			4	100%	4
MEDEXPRESS URGENT CARE - MBURG COMMONS		4			4
MEDEXPRESS URGENT CARE - FORT WORTH S		3	1	25%	4
Calusa Harbour			4	100%	4
MIAMI COMMUNITY HEALTH CENTER INC		1	3	75%	4
MINUTE CLINIC DIAGNOSTIC OF MICHIGAN PC		4			4
VRL LABORATORIES			4	100%	4
SIGNATURE CARE MONTROSE		2	2	50%	4
UW MEDICINE VIROLOGY LAB			4	100%	4
CARENOW URGENT CARE - WINTER SPRINGS		3	1	25%	4
KETTERING HEALTH			4	100%	4
Westminster Manor		3	1	25%	4
CITYMD		1	3	75%	4
KANSAS DEPARTMENT OF HEALTH		2	2	50%	4
MIGUEL E TREVINO MD PA		2	2	50%	4
FLORIDA MEDICAL CL ODOM TPA		1	3	75%	4
MEDEXPRESS URGENT CARE, JOHNSTOWN		3	1	25%	4
LIFESTREAM BEHAVIORIAL CENTER		4			4
ACCENTCARE		4			4
PUTNAM HOSPITAL CENTER LABORATORY		4			4
MEDEXPRESS URGENT CARE - MT LEBANON		3	1	25%	4
REDMED OF CROSSTOWN		1	3	75%	4
MOBILE RESPONSE DIAGNOSTICS LLC		4			4
UNIVERSITY OF WASHINGTON MEDICAL CENTER (UWMC) EMERGENCY DEPT.			4	100%	4
OKLAHOMA STATE DEPARTMENT OF HEALTH-PUBLIC HEALTH LABORATORY			4	100%	4
URGENT CARE OF ERWIN		4			4
Grand Villa of Clearwater		4			4
CAPITAL HEALTH LABORATORY INC			4	100%	4
LEMOYNE COLLEGE WELLNESS CENTER FOR		4			4
VITAS HEALTH INC			4	100%	4
CAPE COD HOSPITAL			4	100%	4
A AND R RESEARCH GROUP LLC		2	2	50%	4
MINUTECLINIC DIAGNOSTICS OF IND, LLC		4			4
AHEC CLINIC		1	3	75%	4
CELAL GUROL ERBAY, MD			4	100%	4
CAREWELL 202			4	100%	4
MINUTECLINIC DIAGNOSTIC OF TN PC #6415		4			4
IMIC INC RESEARCH			4	100%	4
PENNSYLVANIA DEPARTMENT OF HEALTH BUREAU OF LABORATORIES			4	100%	4
NORTHDALE REHABILITATION CENTER			4	100%	4
MEDEXPRESS URGENT CARE - SOUTH PARKERSBURG		4			4
AMERICAN HEALTH ASSOCIATES INC			4	100%	4
FLORIDA HOSPITAL PHYSICIAN GROUP		1	3	75%	4
FLORENCE - HUNTSVILLE HOSPITAL URGENT CARE		3	1	25%	4
MINUTECLINIC DIAGNOSTIC OF TN PC #386		4			4

COVID-19: testing by laboratory

Data through Jan 4, 2021 verified as of Jan 5, 2021 at 09:25 AM

Data in this report are provisional and subject to change.

The numbers in the table below represent the number of Florida and non-Florida residents for whom test results were received by the Department of Health. A person can be tested by more than one laboratory and can have both positive and negative results. **Therefore, the sum of the numbers in each column will be larger than the total number of people tested.**

Reporting lab	Inconclusive	Negative	Positive	Percent positive	Total
MEDEXPRESS URGENT CARE - MOUNTAIN HOME		3	1	25%	4
UNION CITY MANOR NURSING CENTER		4			4
CARENOW URGENT CARE-DONELSON		3	1	25%	4
DTR LABS		3	1	25%	4
OPTUM PRIMARY CARE - FOUNTAIN OAKS			4	100%	4
ABBAY MANOR RETIREMENT RESIDENCE INC		4			4
YAZJI PEDIATRIC CARE LLC DBA TUKA PEDIATRICS			4	100%	4
Heartland of Boynton Beach			4	100%	4
CAPTAIN JAMES A. LOVELL FEDERAL HEALTHCARE CENTER			4	100%	4
MINUTE CLINIC DIAGNOSTIC OF NORTH CAROLINA		4			4
CELERION			4	100%	4
TENDER CARE ALF		4			4
ADVENT HEALTH CENTRA CARE - ORANGE LAKE		1	3	75%	4
RIO PINAR HEALTH CARE			4	100%	4
MEDEXPRESS URGENT CARE HUNTINGTON		4			4
MEDEXPRESS URGENT CARE - MARKHAM STREE		3	1	25%	4
ADVENTHEALTH CAR CENTER APOPKA			4	100%	4
MEMORIAL HEALTH CARE SYSTEMS			4	100%	4
FIFTH AVENUE PEDIATRICS		3	1	25%	4
MEDEXPRESS URGENT CARE - BATTLE CREEK		2	2	50%	4
MD NOW MEDICAL CENTER INC			4	100%	4
HAWTHORNE INN OF LAKELAND		4			4
ALVARO J DANGOND MD PA		4			4
TRIDENT BIOMETRICS		3	1	25%	4
CARENOW URGENT CARE-WEST END		4			4
MEDEXPRESS URGENT CARE - PRINCETON		4			4
FLAGLER HEALTH SERVICES INC			4	100%	4
MINUTECLINIC DIAGNOSTIC OF TN, PC 4992		4			4
CONSULATE HEATH CARE AT WEST ALTAMONTE			4	100%	4
ARKANSAS DEPARTMENT OF HEALTH			4	100%	4
MC DIAGNOSTIC OF CONNECTICUT, PC #775		3	1	25%	4
MARSHALL MEDICAL CENTER SOUTH LAB		3	1	25%	4
CVS MINUTE CLINIC DIAGNOSTIC PA		3	1	25%	4
FLORIDA HOSPITAL ALTAMONTE		2	2	50%	4
VIGILINT HEALTHCARE		2	2	50%	4
PANCARE HEALTH - PONCE DE LEON			4	100%	4
CDRX INFUSION			4	100%	4
BARTON MEMORIAL HOSPITAL		3	1	25%	4
SIGNATURE CARE EMERGENCY CENTER		2	2	50%	4
SHERMAN-ABRAMS LABORATORY INC		4			4
GENEVA GENERAL HOSPITAL LABORATORY		3	1	25%	4
ACCENT PHYSICIAN SPECIALISTS PA		4			4
MEDEXPRESS URGENT CARE-NESHANNOCK TWP		3	1	25%	4
ABSOLUTE HEALTH		4			4
LABS PLUS LLC		4			4
FISHERMEN'S HOSPITAL			4	100%	4
SONIC REFERENCE LABORATORY			4	100%	4

COVID-19: testing by laboratory

Data through Jan 4, 2021 verified as of Jan 5, 2021 at 09:25 AM

Data in this report are provisional and subject to change.

The numbers in the table below represent the number of Florida and non-Florida residents for whom test results were received by the Department of Health. A person can be tested by more than one laboratory and can have both positive and negative results. **Therefore, the sum of the numbers in each column will be larger than the total number of people tested.**

Reporting lab	Inconclusive	Negative	Positive	Percent positive	Total
MEDEXPRESS URGENT CARE - BECKLEY CROSS		3	1	25%	4
AHC Decatur County		4			4
COURTYARD GARDENS OF BOYNTON BEACH, LLC		1	3	75%	4
Walker BaptistMedCtr		3	1	25%	4
ATMORE NURSING CENTER		3	1	25%	4
MEDEXPRESS URGENT CARE - BLUEFIELD		3	1	25%	4
OPTIONS FOR SENIORS INC DBA PALM KREST MANOR		3	1	25%	4
CARE ONE PRIMARY CARE			4	100%	4
SHARP MEMORIAL HOSPITAL MICROBIOLOGY DEPT			4	100%	4
FLORIDA HEALTHCARE OF ORLANDO			4	100%	4
CARENOW URGENT CARE-HERMITAGE			4	100%	4
MEDEXPRESS URGENT CARE - WEIRTON		4			4
ASSOCIATES MD CYPRESS CREEK			4	100%	4
FLORIDA HEART AND VASCULAR			4	100%	4
RELIANT ACUTE CARE			4	100%	4
AMERICAN EAGLE LEESBURG AL LLC DBA VISTA LAKE			4	100%	4
SunTerrace Health Care Center		3	1	25%	4
CENTERPLACE HEALTH			4	100%	4
SUPERIOR RESIDENCES AT CALA HILLS		4			4
SHEEPSHEAD BAY URGENT CARE		4			4
Health Care Center of Jacksonville			4	100%	4
GNT ASSOCIATES		3	1	25%	4
PANIRA HEALTHCARE CLINIC			4	100%	4
CARENOW URGENT CARE-GREEN HILLS		4			4
PHYSICIANS IMMEDIATE CARE AURORA			4	100%	4
OMNICARE PHARMACY OF TEXAS 1		4			4
PANCARE HEALTH YOUNGSTOWN			4	100%	4
HEALTH AND WELLNESS CENTER			4	100%	4
REHABILITATION CENTER OF WINTER PARK,THE			4	100%	4
Millennium Nursing & Rehab Center		4			4
MINUTE-CLINIC DIAGNOSTIC OF VIRGINIA, LLC #794		4			4
THE DOCTORS CENTER HEALTHCARE-SOUTHSIDE		1	3	75%	4
MC DIAGNOSTIC OF CONNECTICUT, PC # 257		3	1	25%	4
BOROPARK URGENT CARE		3	1	25%	4
NEULIFE NEUROLOGICAL SERVICES LLC			4	100%	4
MARION AND BERNARD L SAMSON NURSING CENTER			4	100%	4
BARBARA O'REILLY MD PA		4			4
MARSHFIELD LABORATORIES			4	100%	4
JOHN T MATHER MEMORIAL HOSPITAL LABORATORY		4			4
OKLAHOMA STATE UNIVERSITY DIAGNOSTIC LAB			4	100%	4
SOUTHWESTERN REGIONAL MEDICAL CENTER - TULSA		4			4
MEDEXPRESS URGENT CARE, FAIRMONT		4			4
WATSON THERAPEUTICS		1	3	75%	4
PRL NYC PANDEMIC RESPONSE LAB			4	100%	4
PALM BEACH CANCER INSTITUTE			4	100%	4
COMPREHENSIVE CLINICAL RESEARCH, LLC			4	100%	4
WELL-BEING MEDICAL CENTER PLLC		4			4

COVID-19: testing by laboratory

Data through Jan 4, 2021 verified as of Jan 5, 2021 at 09:25 AM

Data in this report are provisional and subject to change.

The numbers in the table below represent the number of Florida and non-Florida residents for whom test results were received by the Department of Health. A person can be tested by more than one laboratory and can have both positive and negative results. **Therefore, the sum of the numbers in each column will be larger than the total number of people tested.**

Reporting lab	Inconclusive	Negative	Positive	Percent positive	Total
WYOMING PUBLIC HEALTH LAB			4	100%	4
SOUTHEASTERN REGIONAL MEDICAL CENTER			4	100%	4
MEDEXPRESS URGENT CARE - TARENTUM		4			4
MD ANDERSON			4	100%	4
MIZELL MEMORIAL HOSPITAL			4	100%	4
MINUTECLINIC, LLC #4230		3	1	25%	4
LAKE FOREST PARK OP CO LLC		4			4
APEX HOME HEALTH CARE		4			4
SIMEDHEALTH LLC		2	2	50%	4
GENUS DIAGNOSTICS			4	100%	4
MEDEXPRESS URGENT CARE - STATE COLLEGE		3	1	25%	4
DYNAMIC HEALTH CENTERS INC		2	2	50%	4
MINUTECLINIC DIAGNOSTIC OF VIRGINIA, LLC #1656		4			4
PENSACOLA PEDIATRICS MILTON			4	100%	4
MEDEXPRESS URGENT CARE - STAUNTON		2	2	50%	4
PALM BEACH COUNTY HEALTH DEPARTMENT LABORATORY			4	100%	4
MINUTECLINIC, LLC #03965		4			4
OCHSNER MEDICAL CENTER			4	100%	4
MINUTE CLINIC DIAGNOSTIC OF PENNSYLVANIA		4			4
MEDEXPRESS URGENT CARE - FREDERICK		4			4
MACCLENNY NURSING AND REHAB			4	100%	4
Sunrise Health and Rehabilitation Center			4	100%	4
BELLIN HEALTH LAB		1	3	75%	4
ADVENT HEALTH MEDICAL GROUP- FAMILY MEDICINE AT DR. PHILIPS		1	3	75%	4
NEWPATH DIAGNOSTICS		4			4
MINUTE CLINIC DIAGNOSTIC OF TEXAS, LLC		4			4
FLORIDA HEALTH CARE PLANS STIRLING CENTER			4	100%	4
BENEVA LAKES HEALTHCARE & REHAB CENTER			4	100%	4
Signature Healthcare of Ormond		4			4
PEACEHEALTH LABORATORIES		3	1	25%	4
VITAL CARE URGENT CARE			4	100%	4
ADVENTHEALTH NEW SMYRNA BEACH COMMUNITY HEALTH			4	100%	4
DYNACARE LABORATORIES			4	100%	4
GARDENS HEALTH NH LLC		4			4
HELIX KH UC			4	100%	4
Fouraker Hills Rehab and Nursing			4	100%	4
MINUTECLINIC DIAGNOSTIC OF RHODE ISLAND		2	2	50%	4
ALAN SERURE MD		4			4
STEINHATCHEE DRUGS		2	2	50%	4
ORLANDO FAMILY MEDICAL INC		4			4
PRIMECARE		2	2	50%	4
MINUTECLINIC DIAGNOSTIC OF VIRGINIA		4			4
CVS MINUTE CLINIC DIAGNOSTIC MED GRP OF SAN		2	2	50%	4
INFECTION CONTROL/ EMPHEALTH		3	1	25%	4
HAMPTON ALF AT 24TH ROAD LLC			4	100%	4
RIVERVIEW ALF OPERATOR LLC			4	100%	4
BIG BEND HOSPICE INC		4			4

COVID-19: testing by laboratory

Data through Jan 4, 2021 verified as of Jan 5, 2021 at 09:25 AM

Data in this report are provisional and subject to change.

The numbers in the table below represent the number of Florida and non-Florida residents for whom test results were received by the Department of Health. A person can be tested by more than one laboratory and can have both positive and negative results. **Therefore, the sum of the numbers in each column will be larger than the total number of people tested.**

Reporting lab	Inconclusive	Negative	Positive	Percent positive	Total
DOTHAN PEDIATRIC CLINIC			4	100%	4
MEDICANA NURSING AND REHAB CENTER			4	100%	4
CLINICAL LABORATORIES OF THE BUFFALO		3	1	25%	4
SUNSHINE PEDIATRICS OF CENTRAL FLORIDA PL		2	2	50%	4
MEDEXPRESS URGENT CARE PLEASANT HILLS		3	1	25%	4
PM PEDIATRICS OF SELDEN		3	1	25%	4
BAYCARE HEALTH SYSTEMS, LLC			4	100%	4
DIAGNOSTECHS		4			4
PREMIER URGENT CARE CENTER LLC			4	100%	4
CHILDREN'S MEDICAL GROUP		4			4
KENDALL REGIONAL MEDICAL CNTR			4	100%	4
VIRTUA MEMORIAL HOSPITAL BURLINGTON COUNTY		1	2	67%	3
AVANTE INVERNESS		1	2	67%	3
CAREWELL URGENT CARE			3	100%	3
SCHIFF CENTER FOR LIVER DISEASES		1	2	67%	3
PRISMA HEALTH MIDLANDS			3	100%	3
COVENANT PEDIATRICS		1	2	67%	3
AMERICAN SCIENTIFIC LABORATORIES LLC			3	100%	3
MINUTECLINIC DIAGNOSTIC OF TN, PC 374		3			3
SHANDS AT LAKE SHORE LAB		1	2	67%	3
ANN STORCK CENTER INC		3			3
OHIO DEPARTMENT OF HEALTH			3	100%	3
FLORIDA GASTROENTEROLOGY ASSOCIATES PA		3			3
MINUTECLINIC DIAG OF IND LLC #8651		3			3
CALIFORNIA DEPARTMENT OF PUBLIC HEALTH			3	100%	3
ADVANCED PEDIATRICS OF BOCA LLC			3	100%	3
Westside Terrace		3			3
SIGNATURE URGENT CARE			3	100%	3
EMORY BENNETT VETERANS NURSING HOME		3			3
INTEGRATED FAMILY MEDICAL CENTER			3	100%	3
ORLANDO REGIONAL HEALTH SERVICES		1	2	67%	3
ONSLOW MEMORIAL HOSPITAL LABORATORY		3			3
MINUTECLINIC DIAGNOSTIC MED GRP OF SAN		3			3
CVS MINUTE CLINIC DIAG OF IND LLC #5206		2	1	33%	3
QUINTON MEMORIAL HEALTH CARE CENTER		3			3
OPTUMCARE SOUTH FLORIDA, LLC		1	2	67%	3
NORTHSIDE HOSPITAL ATLANTA		3			3
MINUTECLINIC LLC (1435)		3			3
ST. PETERSBURG PEDIATRICS- 38TH AVENUE			3	100%	3
FLORIDA MEDICAL CLINIC IM MLK		3			3
MEDEXPRESS URGENT CARE - WICHITA, S SENECA ST		1	2	67%	3
RAPID CITY RUGENT CARE			3	100%	3
NORTH SHORE HEMATOLOGY-ONCOLOGY ASSOCIATES, PC		3			3
NYC PUBLIC HEALTH LABS			3	100%	3
MEDEXPRESS URGENT CARE - IRVING		3			3
QUEST DIAGNOSTICS PSC			3	100%	3
ADVENTHEALTH MEDICAL GROUP PEDIATRIC & ADOLESCENT		3			3

COVID-19: testing by laboratory

Data through Jan 4, 2021 verified as of Jan 5, 2021 at 09:25 AM

Data in this report are provisional and subject to change.

The numbers in the table below represent the number of Florida and non-Florida residents for whom test results were received by the Department of Health. A person can be tested by more than one laboratory and can have both positive and negative results. **Therefore, the sum of the numbers in each column will be larger than the total number of people tested.**

Reporting lab	Inconclusive	Negative	Positive	Percent positive	Total
NORTHSIDE HOSPITAL		2	1	33%	3
PREMIER FAMILY AND SPORTS MEDICINE		2	1	33%	3
GYN PATH SERVICES			3	100%	3
BROOKDALE SENIOR LIVING			3	100%	3
MINUTE-CLINIC DIAGNOSTIC OF VIRGINIA		2	1	33%	3
ADVENT HEALTH - WESTCHASE ER			3	100%	3
CVS MINUTE CLINIC			3	100%	3
NORTH DAKOTA DEPT OF HEALTH MICROBIOLOGY		1	2	67%	3
BRENTWOOD SENIOR LIVING AT ST PETE			3	100%	3
PLEASANTVILLE OF SEBASTIAN LLC			3	100%	3
VA OUTPATIENT CLINIC-NEW PORT RICHEY			3	100%	3
KENTUCKY CABINET FOR HEALTH AND FAMILY SERVICES			3	100%	3
KEY TRAINING CENTER			3	100%	3
MEDICAL CENTER OF THE ROCKIES			3	100%	3
BARONESS ERLANGER HOSPITAL		3			3
SANFORD MOBILE LAB			3	100%	3
Life Care Center of Citrus County		2	1	33%	3
WINDER NURSING INC DBA WINDER HEALTH CARE		3			3
SURETOX LABORATORY LLC		2	1	33%	3
Magnolia Health and Rehab Center			3	100%	3
URGENT DOC - URGENT CARE CLINIC			3	100%	3
HEALTHQUEST, INC		2	1	33%	3
PUBLIC HEALTH TRUST OF MIAMI DADE COUNTY			3	100%	3
PPD - IXLAYER		3			3
BLOOMINGDALE PEDIATRIC ASSOCIATES PA			3	100%	3
MINUTE CLINIC, LLC #1434		3			3
CORTLAND COUNTY HEALTH DEPARTMENT		3			3
HILLVIEW LABORATORY			3	100%	3
MINUTECLINIC DIAG OF IND LLC #6840		3			3
ORCHID COVE DAYTONA			3	100%	3
MINUTECLINIC DIAGNOSTIC OF VIRGINIA, LLC #255		3			3
CONSOLIDATED LABORATORY SERVICES			3	100%	3
DISCOVERY VILLAGE AT STUART		1	2	67%	3
DOCTORS MEDICAL CENTER OF WALTON COUNTY CLINIC			3	100%	3
MONTANA PUBLIC HEALTH LAB			3	100%	3
LOVING CARE OF THE TREASURE COAST LLC	1	2			3
MEDEXPRESS - COLLINSVILLE BELT LINE		3			3
TRUE HEALTH - LAKE UNDERHILL		3			3
FRUITVILLE URGENT CARE			3	100%	3
NORTHWEST FLORIDA CLINICAL LAB		1	2	67%	3
US SPECIALTY LABS			3	100%	3
AVANTE AT OCALA INC			3	100%	3
HARBOUR'S EDGE		2	1	33%	3
CARENOW URGENT CARE - CENTRAL AUSTIN			3	100%	3
ENTRUST IMMEDIATE CARE			3	100%	3
WALGREENS #07502		3			3
MIAMI MEDICAL CONSULTANT PA			3	100%	3

COVID-19: testing by laboratory

Data through Jan 4, 2021 verified as of Jan 5, 2021 at 09:25 AM

Data in this report are provisional and subject to change.

The numbers in the table below represent the number of Florida and non-Florida residents for whom test results were received by the Department of Health. A person can be tested by more than one laboratory and can have both positive and negative results. **Therefore, the sum of the numbers in each column will be larger than the total number of people tested.**

Reporting lab	Inconclusive	Negative	Positive	Percent positive	Total
WEST TN HEALTH MED NORTH		3			3
LINCOLN MEDICAL CENTER		3			3
TERENCE B MITCHELL MD, INC			3	100%	3
JACKSON SOUTH COMMUNITY HOSPITAL LAB			3	100%	3
LONGWOOD PEDIATRICS LLC			3	100%	3
DOTHAN WEST FAMILY MEDICINE		2	1	33%	3
MEDEXPRESS URGENT CARE-HERSHEY		2	1	33%	3
SSM HEALTH ST LOUIS MICROBIOLOGY LABORATORY		1	2	67%	3
CAMPAZZI CONCIERGE MEDICAL SERVICES		2	1	33%	3
LIFE CARE HOME HEALTH SERVICES LLC			3	100%	3
SPRING LAKE REHABILITATION CENTER			3	100%	3
Lakeview Village		3			3
MINUTECLINIC #2860		3			3
MEDEXPRESS URGENT CARE SHADYSIDE		3			3
LAFAYETTE NURSING AND REHAB			3	100%	3
NORTH SHORE HOSP. INFECTION CONTROL			3	100%	3
ADVENT HEALTH - CENTRAL PASCO ER			3	100%	3
PARRISH MEDICAL CENTER-WAIVED TESTING		3			3
NOVANT HEALTH PRESBYTERIAN		2	1	33%	3
IOWA DEPARTMENT OF PUBLIC HEALTH			3	100%	3
FLORIDA MEDICAL ASSOCIATES LLC			3	100%	3
ALOHA HOME CARE LLC DBA ACCENTCARE HOME HEALTH OF		3			3
YORK HOSPITAL - LABORATORY			3	100%	3
MARION COUNTY FIRE RESCUE		3			3
CGH MEDICAL CENTER			3	100%	3
GLADES COUNTY DETENTION CENTER			3	100%	3
MONTANA DEPARTMENT OF PUBLIC HEALTH & HUMAN SERVICES			3	100%	3
ST LUKES HOSPITAL LABORATORY		2	1	33%	3
MEDICAL CENTER ENTERPRISE			3	100%	3
GROVES CENTER			3	100%	3
FAMILY MEDICINE AT WINTER PARK			3	100%	3
FLORIDA MENTOR-POINT WEST CLUSTER		3			3
CAYUGA COUNTY HEALTH DEPARTMENT		3			3
MEDEXPRESS URGENT CARE, CHAMBERSBURG		2	1	33%	3
PATIENT FIRST - ALLENTOWN			3	100%	3
BAPTIST PRIMARY CARE, INC.		2	1	33%	3
AUSTIN PUBLIC HEALTH			3	100%	3
NEMOURS CHILDRENS PRIMARY CARE HORIZON WEST			3	100%	3
SUN TERRACE HEALTH CARE CENTER			3	100%	3
SMOKY MOUNTAIN URGENT CARE AND FAMILY MEDICINE CENTER			3	100%	3
Bainbridge Health and Rehab		3			3
NORTH BROWARD HOSPITAL DISTRICT HEALTHCARE FOR THE HOMELESS			3	100%	3
PALM BEACH CDH - DELRAY BEACH			3	100%	3
MEDICAL SERVICES OF AMERICA HOME HEALTH		3			3
TERRACINA LLC			3	100%	3
SUMTER COUNTY HEALTH DEPARTMENT			3	100%	3
MEDFUSION		2	1	33%	3

COVID-19: testing by laboratory

Data through Jan 4, 2021 verified as of Jan 5, 2021 at 09:25 AM

Data in this report are provisional and subject to change.

The numbers in the table below represent the number of Florida and non-Florida residents for whom test results were received by the Department of Health. A person can be tested by more than one laboratory and can have both positive and negative results. **Therefore, the sum of the numbers in each column will be larger than the total number of people tested.**

Reporting lab	Inconclusive	Negative	Positive	Percent positive	Total
CAMELLIA AT DEERWOOD			3	100%	3
Life Care Center of Orlando			3	100%	3
MEDIC INFUSION PA		3			3
UNIVERSITY OF MIAMI / SCCC RESEARCH LABORATORY			3	100%	3
REGIONAL MEDICAL LAB			3	100%	3
URGENT CARE COASTAL GA			3	100%	3
THOMAS LANGLEY			3	100%	3
HIALEAH SHORES NURSING AND		2	1	33%	3
Nashville Central Laboratory		3			3
NIGHT LITE PEDIATRICS CENTER		1	2	67%	3
DEACONESS HOSPITAL			3	100%	3
Grand Villa of Dunedin			3	100%	3
SOFTLAB			3	100%	3
MUNSON MEDICAL CENTER			3	100%	3
NC STATE LABORATORY OF PUBLIC HEALTH		3			3
WHITE WILSON MEDICAL CENTER NEPHROLOGY			3	100%	3
REELFOOT FAMILY WALK IN CLINIC		2	1	33%	3
CULLMAN REGIONAL MEDICAL CENTER		2	1	33%	3
MEDEXPRESS URGENT CARE - NORTH LITTLE		2	1	33%	3
PENSACOLA PEDIATRICS PA - TIGER POINT			3	100%	3
FLORIDA LABORATORY ANALYSIS, LLC			3	100%	3
PATHOLOGY REFERENCE LAB LLC			3	100%	3
ALABAMA DEPARTMENT OF PUBLIC HEALTH		1	2	67%	3
BETH ISRAEL MEDICAL CENTER LABS		3			3
MEDEXPRESS - NEWARK		3			3
ERIE COUNTY PUBLIC HEALTH CLINICAL		3			3
PROMPT CARE OF CENTRAL FLORIDA LLC			3	100%	3
TRUE HEALTH- HOFFNER		3			3
VENICE GREEN VILLAGE		2	1	33%	3
ST MARYS MEDICAL CENTER			3	100%	3
THE CLINIC OF PEDIATRICS & GI MEDICINE, INC			3	100%	3
MEDEXPRESS URGENT CARE - KOKOMO		3			3
KISSIMMEE URGENT CARE		3			3
PRORENATA LABS		1	2	67%	3
PEDIATRICS URGENT CARE, LLC			3	100%	3
VITAS HEALTHCARE			3	100%	3
PLAINVIEW PRIMARY CARE		3			3
LOUISIANA DEPT. OF HEALTH AND HOSPITALS-INFECTIOUS DISEASE EPI SECTION			3	100%	3
State Lab Unspecifd			3	100%	3
ALLIANCE FOR MULTISPECIALTY RESEARCH		3			3
WATSON THERAPEUTICS INC			3	100%	3
MD NOW URGENT CARE - DELRAY WEST			3	100%	3
EXETER HOSPITAL		3			3
ERIC C MRSHAL, MD, PC #1842		3			3
MINUTECLINIC DIAGNOSTIC OF MAINE, LLC		2	1	33%	3
AVANTE AT MT DORA		1	2	67%	3
VILLAGES HEALTH, THE		3			3

COVID-19: testing by laboratory

Data through Jan 4, 2021 verified as of Jan 5, 2021 at 09:25 AM

Data in this report are provisional and subject to change.

The numbers in the table below represent the number of Florida and non-Florida residents for whom test results were received by the Department of Health. A person can be tested by more than one laboratory and can have both positive and negative results. **Therefore, the sum of the numbers in each column will be larger than the total number of people tested.**

Reporting lab	Inconclusive	Negative	Positive	Percent positive	Total
KEYSTONE REHABILITATION AND HEALTH CENTER			3	100%	3
MARYLAND STATE DEPT OF HEALTH	2		1	33%	3
GARCIA MORALES NELSON			3	100%	3
WELLINGTON REGIONAL MEDICAL CENTER			3	100%	3
MEDEXPRESS URGENT CARE MARTINSBURG		2	1	33%	3
LAHEY CLINIC MEDICAL CENTER			3	100%	3
OPENTRONS PRL		2	1	33%	3
SJH			3	100%	3
ASPEN VALLEY HOSPITAL			3	100%	3
MEDEXPRESS URGENT CARE-ARLINGTON		2	1	33%	3
FHPG FAMILY MEDICAL CENTER OF TAMPA BAY		1	2	67%	3
FAMILY MEDICINE AT WATERMAN		3			3
RHEA MEDICAL CENTER		3			3
Enterprise Health and Rehabilitation Center		3			3
PM PEDIATRICS OF SELDEN PLLC		3			3
LATCHER LABORATORY OF A O FOX MEMORIAL		2	1	33%	3
REMISE OCCUPATIONAL HEALTH SOLUTIONS INC			3	100%	3
CARESPOT-WELLINGTON			3	100%	3
ST BARNABAS HOSPITAL		3			3
MEDEXPRESS URGENT CARE-SCOTT TOWNSHIP		3			3
CTRS			3	100%	3
MAYO		1	2	67%	3
ACCESS HOME HEALTH OF FLORIDA LLC		3			3
PALMS WEST HOSPITAL			3	100%	3
SCIENTIFIC LABORATORY DIVISION			3	100%	3
PEDIATRICS AND ADOLESCENT MEDICINE		2	1	33%	3
GREATER MOBILE URGENT CARE – SPRINGHILL			3	100%	3
Hunterdon Medical Center Laboratory		3			3
MEDEXPRESS URGENT CARE- FORT WORTH N T		3			3
ADVANCED URGENT CARE OF MARATHON			3	100%	3
UNIVERSITY OF MICHIGAN		2	1	33%	3
MEDEXPRESS URGENT CARE - TEAYS VALLEY		3			3
ACCESS HEALTH CARE		2	1	33%	3
VELOCITY CARE			3	100%	3
MEDEXPRESS URGENT CARE-PASADENA		3			3
BAPTIST HEALTH MEDICAL CENTER			3	100%	3
TIEHH BIOTERRORISM RESPONSE LAB			3	100%	3
LISTENING DOCTOR PLLC, THE			3	100%	3
MEDEXPRESS URGENT CARE - WILKES BARRE		2	1	33%	3
CIGNA PBSO WEST PALM			3	100%	3
ALLIED PHYSICIANS GROUP PLLC		3			3
PANCARE HEALTH - ALTHA PUBLIC			3	100%	3
MINUTECLINIC, LLC, MINUTECLINIC #7637		3			3
HEALTHCARE NETWORK OF SOUTHWEST FLORIDA			3	100%	3
QUATRACOR PLLC		3			3
CULLMAN REGIONAL URGENT CARE		2	1	33%	3
MINUTECLINIC DIAGNOSTIC OF ILLINOIS		2	1	33%	3

COVID-19: testing by laboratory

Data through Jan 4, 2021 verified as of Jan 5, 2021 at 09:25 AM

Data in this report are provisional and subject to change.

The numbers in the table below represent the number of Florida and non-Florida residents for whom test results were received by the Department of Health. A person can be tested by more than one laboratory and can have both positive and negative results. **Therefore, the sum of the numbers in each column will be larger than the total number of people tested.**

Reporting lab	Inconclusive	Negative	Positive	Percent positive	Total
PREMIER CLINICAL RESEARCH INSTITUTE INC			3	100%	3
APEX CLINICAL LABORATORIES INC		3			3
WALGREENS 2941		3			3
Gulfport Rehabilitation Center			3	100%	3
TAMPA		1	2	67%	3
CONCORD LIFE SCIENCES LLC		1	2	67%	3
MINUTECLINIC DIAGNOSTIC OF NORTH CAROLINA PC #7054		3			3
HELIX LW UC		1	2	67%	3
LEESBURG COMMUNITY HEALTH CENTERS			3	100%	3
ADRIANA M CASTRO MD PA		3			3
COLLIER BLVD HMA PHYSICIAN MANAGEMENT,, LLC			3	100%	3
SENTARA NORFOLK GENERAL HOSPITAL CENTRAL LAB			3	100%	3
PHYSICIANS IMMEDIATE CARE ELGIN			3	100%	3
PM PEDIATRICS OF BAYSIDE PLLC		3			3
LEWIS COUNTY MANOR		3			3
GENOME LLC	1		2	67%	3
DACH MAIN LAB			3	100%	3
ADVENTHEALTH SEBRING- INFECTION CONTROL DEPARTMENT			3	100%	3
GONZALEZ MD AND ASWAD MD HEALTH SERVICES			3	100%	3
TMH PHYSICIAN PARTNERS SOUTHWOOD			3	100%	3
ROANE MEDICAL CENTER		2	1	33%	3
ST VINCENT'S URGENT CARE		3			3
NOMI HEALTH LAB SERVICES LLC			3	100%	3
SEMINOLE FAMILY HEALTH CENTER		3			3
ESTERO FIRE RESCUE		3			3
CVS MINUTE CLINIC DIAGNOSTIC OF VIRGINIA		3			3
FLORIDA DEPARTMENT OF HEALTH IN MIAMI DADE COUNTY		2	1	33%	3
MOBIL LAB FOR ALL INC		3			3
MICHIGAN HEALTH CLINIC LABORATORIES		2	1	33%	3
VIRGINIA DIVISION OF CONSOLIDATED LABORATORIES			3	100%	3
NORTHERN LIGHT LABORATORY		1	2	67%	3
HELIX MEDICAL CENTERS		1	2	67%	3
MONTEFIORE MEDICAL CENTER LABS MONTEFIORE		2	1	33%	3
MEDEXPRESS URGENT CARE - RICHMOND, W BROAD ST		3			3
ALLIANCE LABS @LRMC			3	100%	3
MINUTECLINIC DIAG OF IND, LLC #2387		3			3
ELITE PRIMARY CARE OF WAYCROSS			3	100%	3
MEDFIRST URGENT CARE			3	100%	3
BETTERMED URGENT CARE			3	100%	3
BAPTIST OUTPATIENT SERVICES			3	100%	3
CENTRAL DUPAGE HOSPITAL			3	100%	3
NEMOURS CHILDRENS PRIMARY CARE MAITLAND			3	100%	3
MINUTECLINIC, DIAGNOSTIC OF TEXAS, LL		3			3
MEDICAL UNIVERSITY SC HOSPITAL			3	100%	3
MERCY URGENT CARE			3	100%	3
GIBBENS FAMILY MEDICAL, LLC		2	1	33%	3
VAIL VALLEY MEDICAL CENTER			3	100%	3

COVID-19: testing by laboratory

Data through Jan 4, 2021 verified as of Jan 5, 2021 at 09:25 AM

Data in this report are provisional and subject to change.

The numbers in the table below represent the number of Florida and non-Florida residents for whom test results were received by the Department of Health. A person can be tested by more than one laboratory and can have both positive and negative results. **Therefore, the sum of the numbers in each column will be larger than the total number of people tested.**

Reporting lab	Inconclusive	Negative	Positive	Percent positive	Total
BOONE DRUG & HEALTHCARE AT DEERFIELD			3	100%	3
HIGH TOWER ALF LLC		3			3
LOYOLA UNIVERSITY MEDICAL CENTER LABORATORY			3	100%	3
SANDGATE GARDENS REHAB & NURSING CENTER		2	1	33%	3
COASTAL LABORATORIES OF FLORIDA			3	100%	3
BAY COUNTY HEALTH DEPARTMENT		3			3
BOLING, STEPHANIE		3			3
LEXINGTON MEDICAL CENTER		1	2	67%	3
INNOVATIVE COVID-DIVERSEY			3	100%	3
MEDEXPRESS URGENT CARE LAVALE		3			3
ORLANDO CLINICAL RESEARCH CENTER		3			3
PEDIATRICS BY THE SEA JOG RD OFFICE			3	100%	3
ORLANDO FAMILY PHYSICIANS			3	100%	3
ADVENT HEALTH - TIMBERRIDGE ER		2	1	33%	3
MANORCARE NURSING & REHABILITATION CENTER-NAPLES		3			3
MOULTRIE CREEK NURSING AND REHAB			3	100%	3
COOPER UNIVERSITY HOSPITAL LABORATORY		2	1	33%	3
SIGNATURE CARE PFLUGERVILLE			3	100%	3
MINUTECLINIC DIAGNOSTIC OF MICHIGAN, P		3			3
MINUTECLINIC DIAGNOSTIC OF NORTH CAROLINA PC #5341		2	1	33%	3
FELICIDAD MEDICAL CENTER INC			3	100%	3
PELICAN LANDING		1	2	67%	3
CVS MINUTE CLINIC DIAGNOSTIC OF TEXAS		3			3
PULSE & REMEDY LLC			3	100%	3
TARRANT COUNTY PUBLIC HEALTH		3			3
MEDEXPRESS URGENT CARE MORGANTOWN		3			3
VICAR'S LANDING NURSING HOME		2	1	33%	3
NEWSTAR MEDICAL LABORATORIES		3			3
MONROE COUNTY DEPT OF PUBLIC HEALTH ST		3			3
MEDEXPRESS URGENT CARE - SUMMERSVILLE, WEBSTER RD		3			3
MADISON COUNTY HEALTH DEPARTMENT		3			3
HAVEN CUSTEAD CARE CENTER			3	100%	3
DANIEL M LIBBY MD PLLC		3			3
MINUTECLINIC DIAGNOSTIC OF WISCONSIN,		3			3
MID FLORIDA CLINICAL LABORATORY		2	1	33%	3
MEDEXPRESS URGENT CARE - TULSA, S YALE AVE		3			3
CORTLAND REGIONAL MEDICAL CENTER		3			3
WYOMING DEPT OF HEALTH			3	100%	3
BROOKDALE ORANGE PARK		3			3
OHIO DEPARTMENT OF HEALTH LABORATORY		2	1	33%	3
UNITY HEALTH AND REHABILITATION CENTER			3	100%	3
ESTATES MEDICAL CENTER INC			3	100%	3
LIFEHOPE LABS			3	100%	3
BROOKDALE OAKBRIDGE		1	2	67%	3
Centrastate Medical Center		2	1	33%	3
ORLANDO ORTHOPAEDIC OUTPATIENT SURGERY CENTER		1	2	67%	3
NORTH DADE NURSING AND REHABILITATION CENTER			3	100%	3

COVID-19: testing by laboratory

Data through Jan 4, 2021 verified as of Jan 5, 2021 at 09:25 AM

Data in this report are provisional and subject to change.

The numbers in the table below represent the number of Florida and non-Florida residents for whom test results were received by the Department of Health. A person can be tested by more than one laboratory and can have both positive and negative results. **Therefore, the sum of the numbers in each column will be larger than the total number of people tested.**

Reporting lab	Inconclusive	Negative	Positive	Percent positive	Total
SENIOR LIVING IV SUN CITY LLC		3			3
ADVENT HEALTH MEDICAL GROUP FAMILY MEDICINE			3	100%	3
BRADENTON PHYSICIAN MEDICAL CENTER			3	100%	3
DEPARTMENT OF PATHOLOGY ROME MEMORIAL		3			3
AFC PHYSICIANS OF FLORIDA PA			3	100%	3
MPG JACKSONVILLE ATLANTIC BLVD		1	2	67%	3
CUMBERLAND MEDICAL CENTER INC		3			3
INSPIRA MEDICAL CENTER VINELAND LAB		2	1	33%	3
GRACE WELLNESS CENTER		2	1	33%	3
CROSSVILLE MEDICAL GROUP		1	2	67%	3
FAMILY TREE MEDICAL GROUP PA		2	1	33%	3
UNC HOSPITAL/MCLENDON CLINICAL LABORATORIES			3	100%	3
MAIN STREET MEDICAL CENTER OF CRESTVIEW PA		1	2	67%	3
CARESOUTH HHA HOLDINGS OF TALLAHASSEE LLC		3			3
MEDEXPRESS - NEW CASTLE, DUPONT HWY		3			3
LEE CONVENIENT CARE AT SUMMERLIN			3	100%	3
MINUTECLINIC DIAGNOSTIC OF OKLAHOMA		2	1	33%	3
URGENT CARE - OCONEE		2	1	33%	3
MINUTE CLINIC LLC #2775		3			3
KEY WEST URGENT CARE, INC		3			3
THE LODGE AND REHABILITATION CENTER		3			3
TERRACE OF ST CLOUD, THE		2	1	33%	3
DIXIE COUNTY HEALTH DEPARTMENT		2	1	33%	3
TUFTS MEDICAL CENTER			3	100%	3
FHPG_EXP CARE W HILLSBOROUGH			3	100%	3
GENEXPERT			3	100%	3
FLORIDA CLINICAL LABORATORY - BIOREFERENCE LABORATORIES		2	1	33%	3
VIDANT MEDICAL CENTER			3	100%	3
NOVADX		2	1	33%	3
MAGNOLIA PEDIATRICS GROUP LLC			3	100%	3
TIFTON CARECONNECT URGENT CARE			3	100%	3
BEEBE MEDICAL CENTER LABORATORY		3			3
ORLANDO MEDICAL CENTER PL			3	100%	3
CVS MINUTE CLINIC, LLC #22		2	1	33%	3
Broadview Multi-Care Center		3			3
CAN COMMUNITY HEALTH		3			3
PINELLAS PARK HEALTH CENTER - PINELLAS CHD		1	2	67%	3
MC DIAGNOSTIC OF CONNECTICUT, PC #1966		3			3
COLLIER COUNTY JAIL		3			3
NAVAL MEDICAL CENTER SAN DIEGO			3	100%	3
Lab MSMC Hialeah			3	100%	3
CARE ATC - CITY OF BOYNTON BEACH			3	100%	3
PINELLAS POINT NURSING AND REHAB			3	100%	3
NORTH NAPLES HOSPITAL RESPIRATORY THERAPY DEPARTMENT			3	100%	3
WILLIAM A HINTON STATE LABORATORY INSTITUTE		1	2	67%	3
METHODIST HOSPITAL			3	100%	3
MIDDLE TENN MENTAL HEALTH INSTITUTE		2			2

COVID-19: testing by laboratory

Data through Jan 4, 2021 verified as of Jan 5, 2021 at 09:25 AM

Data in this report are provisional and subject to change.

The numbers in the table below represent the number of Florida and non-Florida residents for whom test results were received by the Department of Health. A person can be tested by more than one laboratory and can have both positive and negative results. **Therefore, the sum of the numbers in each column will be larger than the total number of people tested.**

Reporting lab	Inconclusive	Negative	Positive	Percent positive	Total
WASHINGTON STATE DEPARTMENT OF HEALTH PUBLIC HEALTH LABORATORIES			2	100%	2
ADVANCED URGENT CARE CENTER OF THE UPPER KEYS			2	100%	2
Workmens Circle Multicare Center		2			2
FLORIDA PRIMARY CARE CENTER PA		2			2
PARKSIDE HEALTH AND REHABILITATION CENTER			2	100%	2
WEST COAST PEDIATRICS			2	100%	2
CLEVELAND CLINIC IMAGING			2	100%	2
Great Lakes Health Center			2	100%	2
ATRIA SAN PABLO			2	100%	2
MEASE COUNTRYSIDE HOSPITAL CARDIAC REH			2	100%	2
University Center East			2	100%	2
GALEN BAYLOR EXTENSION		2			2
BAYLOR COLLEGE OF MEDICINE			2	100%	2
PALMETTO FAMILY HEALTH CENTER			2	100%	2
FLORIDA KEYS PED & ADOLES CTR			2	100%	2
Alden Des Plaines			2	100%	2
Oakwood - North Baldwins Center for Living		2			2
CCRX OF NORTH CAROLINA, LLC		1	1	50%	2
WELLMED AT APOLLO BEACH BLVD		1	1	50%	2
FIRST PREVENTION AND DIALYSIS CENTER LLC			2	100%	2
MINUTECLINIC DIANOSTIC OF VIRGINIA, LL		2			2
MEDSTAR HARBOR HOSPITAL			2	100%	2
MINUTE CLINIC DIAGNOSTIC OF VIRGINIA, LLC		2			2
NATIONAL JEWISH HEALTH			2	100%	2
MINUTECLINIC DIAGNOSTIC OF TN PC #242		2			2
ADVANCED MEDICAL CARE			2	100%	2
DEPARTMENT OF HEALTH AND HUMAN SERVICES DIVISION OF BEHAVIORAL HEALTH		1	1	50%	2
MINUTECLINIC DIAG OF IND, LLC #6648		1	1	50%	2
ELMHURST MEMORIAL HOSPITAL			2	100%	2
PALM CITY NURSING AND REHAB CENTER			2	100%	2
INTEGRATED REGIONAL LABS			2	100%	2
GULF COAST PEDIATRICS OF SARASOTA PA		1	1	50%	2
SARASOTA MEMORIAL MEDICAL URGENT CARE CENTER			2	100%	2
ST LUKES HOSPITAL			2	100%	2
VAULT HEALTH			2	100%	2
DIAGNOSTIC & MEDICAL SPECIALISTS OF GREENWICH		2			2
POMERENE HOSPITAL			2	100%	2
JOHNS HOPKINS ALL CHILDRENS			2	100%	2
IN AND OUT URGENT CARE			2	100%	2
FL DEPT OF HEALTH MARION COUNTY MOBILE HEALTH UNIT			2	100%	2
MAIN STREET MEDICAL CENTERS		2			2
Gracemore Nursing and Rehab		2			2
GEISINGER MEDICAL CENTER		2			2
MINUTE CLINIC LLC #5706		1	1	50%	2
NOVA SOUTHEASTERN UNIVERSITY - STUDENT MEDICAL CTR			2	100%	2
MEDEXPRESS URGENT CARE - LINCOLN VILLA		2			2
MINUTE CLINIC, LLC #4650		2			2

COVID-19: testing by laboratory

Data through Jan 4, 2021 verified as of Jan 5, 2021 at 09:25 AM

Data in this report are provisional and subject to change.

The numbers in the table below represent the number of Florida and non-Florida residents for whom test results were received by the Department of Health. A person can be tested by more than one laboratory and can have both positive and negative results. **Therefore, the sum of the numbers in each column will be larger than the total number of people tested.**

Reporting lab	Inconclusive	Negative	Positive	Percent positive	Total
MINUTECLINIC DIAGNOSTIC OF SC, LLC #7		1	1	50%	2
CELEBRATION PEDIATRICS			2	100%	2
APC PEDIATRICS			2	100%	2
DELAWARE DIAGNOSTICS LABS			2	100%	2
INSPIRE HEALTHCARE CENTER			2	100%	2
MINUTE CLINIC LLC #4017		2			2
Metro West Nursing and Rehab			2	100%	2
ST. MARY'S MEDICAL CENTER EVANSVILLE, INC			2	100%	2
CRUC CMCH-COVID-19		2			2
UW HOSPITAL AND CLINICS		1	1	50%	2
COASTAL COMPLETE CARE			2	100%	2
PUBLIC HEALTH LABORATORY	1		1	50%	2
FLORIDA MEDICAL CENTER OF CLEARWATER		2			2
ARCPPOINT LABS OF WEST PALM BEACH			2	100%	2
Lehigh Acres Health and Rehabilitation			2	100%	2
LIFT HEALTH		2			2
LIFESPRING COMMUNITY HEALTH		2			2
CVS MINUTE CLINIC DIAGNOSTIC		2			2
MINUTECLINIC, DIAGNOSTIC OF TEXAS, LLC		2			2
EASTLAKE MEDICAL CENTER		2			2
ASPIRUS RIVERVIEW HOSPITAL & CLINICS INC		1	1	50%	2
GOLDMAN SACHS HEALTH CENTER		2			2
EMERALD TRACE		2			2
AUSTIN REGIONAL CLINIC MICROBIOLOGY LAB			2	100%	2
UNITED MEMORIAL MEDICAL CENTER			2	100%	2
UT PATH			2	100%	2
MINUTE CLINIC OF KANSAS PA			2	100%	2
LABRADOR PRIMARY CARE CENTER			2	100%	2
BIOHEALTH MEDICAL LAB INC			2	100%	2
PREMIER FAMILY HEALTH PA			2	100%	2
Elba Nursing and Rehabilitation Center, LLC		2			2
MEDEXPRESS URGENT CARE-SELINGSGROVE		2			2
JOHN D. ARCHBOLD MEM. HOSPITAL			2	100%	2
BELLE GLADES HEALTH CLINIC			2	100%	2
MINUTE CLINIC DIAGNOSTIC OF SOUTH CAROLINA		1	1	50%	2
YOUTH AND YOU, INC		2			2
FLORIDA MEDICAL CLINIC CARDIOLOGY-ZH			2	100%	2
SPRING HILL REGIONAL HOSPITAL			2	100%	2
SUMNER REGIONAL MEDICAL CENTER		2			2
HOME ACCESS HEALTH			2	100%	2
UNIVERSITY OF MARYLAND MEDICAL CENTER			2	100%	2
INDIANA STATE DEPARTMENT OF HEALTH LABORATORIES			2	100%	2
WILLISTON PEDIATRICS PA			2	100%	2
EXCEPTIONAL EMERGENCY CENTER - AMARILLO			2	100%	2
KINDRED HOSPITAL OCALA		2			2
MINUTECLINIC DIAGNOSTIC PA #7110		2			2
ROAN DRUG COMPANY LLC		2			2

COVID-19: testing by laboratory

Data through Jan 4, 2021 verified as of Jan 5, 2021 at 09:25 AM

Data in this report are provisional and subject to change.

The numbers in the table below represent the number of Florida and non-Florida residents for whom test results were received by the Department of Health. A person can be tested by more than one laboratory and can have both positive and negative results. **Therefore, the sum of the numbers in each column will be larger than the total number of people tested.**

Reporting lab	Inconclusive	Negative	Positive	Percent positive	Total
ADVANCED URGENT CARE LLC			2	100%	2
MERCY HEALTH LAB		1	1	50%	2
ASHLEY PEDIATRICS			2	100%	2
ADVICE FOR OPTIMAL WELLNESS, INC			2	100%	2
441 URGENT CARE-MULBERRY			2	100%	2
MEDEXPRESS URGENT CARE-WILKINS TOWNSHIP, WILLIAM PENN HIGHWAY		2			2
Alden Terrace of McHenry			2	100%	2
ALVERNO CLINICAL LABORATORIES			2	100%	2
CVS MINUTE CLINIC DIAGNOSTIC OF KANSAS, PA		2			2
UC CORAL GABLES			2	100%	2
MD NOW URGENT CARE MEDICAL CENTERS INC			2	100%	2
CERTIVIA LABORATORIES			2	100%	2
WALGREENS #05477		2			2
CVA MINUTE CLINIC DIAGNOSTIC OF VIRGINIA, LLC		2			2
NEMOURS CHILDREN'S PRIMARY CARE THE VILLAGES		2			2
JOHNNIE RUTH CLARKE LAB			2	100%	2
BROWNE MEDICAL LLC		1	1	50%	2
EMORY UNIVERSITY HOSPITAL			2	100%	2
URGENT MED INC		1	1	50%	2
TULANE MEDICAL CENTER			2	100%	2
SUNCOAST BLOOD BANK			2	100%	2
MARQUESA MEDICAL		2			2
EXPRESSCARE URGENT CARE CENTER			2	100%	2
VANAYER HEALTHCARE AND REHAB CENTER		2			2
WINCHESTER MEDICAL CENTER			2	100%	2
RIVERVIEW MEDICAL CLINIC		2			2
MORRISTOWN MEMORIAL HOSPITAL		2			2
THE LITTLE CLINIC			2	100%	2
OKEECHOBEE URGENT CARE			2	100%	2
WIREGRASS MEDICAL CENTER			2	100%	2
VETERANS AFFAIRS MEDICAL CENTER - GREATER LOS ANGELES			2	100%	2
NEW GEN LABS			2	100%	2
ORANGE COUNTY HEALTH DEPARTMENT		1	1	50%	2
MINUTECLINIC DIAG OF IND LLC #1138		1	1	50%	2
UT AUSTIN UNIVERSITY HEALTH SERVICES			2	100%	2
POMONA VALLEY COMMUNITY HOSPITAL			2	100%	2
CLEVELAND CLINIC FLORIDA			2	100%	2
MEDEXPRESS URGENT CARE-CLOQUET		2			2
DEKALB MEDICAL CENTER LABORATORY			2	100%	2
HARLEM HOSPITAL CENTER		2			2
ARCPOINT LABS OF ALTAMONTE SPRINGS			2	100%	2
FAMILY PRACTICE OF DAVIE INC			2	100%	2
SOUTHEAST GEORGIA HEALTH SYSTEM			2	100%	2
JUPITER MEDICAL CENTER URGENT CARE - STUART			2	100%	2
MINUTECLINIC, LLC #07852		2			2
FEDERAL CORRECTIONAL INSTITUTION MARIANNA			2	100%	2
CLAY PRIMARY & FAMILY CARE LLC			2	100%	2

COVID-19: testing by laboratory

Data through Jan 4, 2021 verified as of Jan 5, 2021 at 09:25 AM

Data in this report are provisional and subject to change.

The numbers in the table below represent the number of Florida and non-Florida residents for whom test results were received by the Department of Health. A person can be tested by more than one laboratory and can have both positive and negative results. **Therefore, the sum of the numbers in each column will be larger than the total number of people tested.**

Reporting lab	Inconclusive	Negative	Positive	Percent positive	Total
TAMPA INTERNATIONAL AIRPORT			2	100%	2
ST. MARY'S HOSPITAL			2	100%	2
WESTPAC LABS INC			2	100%	2
OUR LADY OF THE LAKE REGIONAL MEDICAL CENTER			2	100%	2
FLORIDA SCHOOL FOR THE DEAF & BLIND			2	100%	2
STEWART ST ELIZABETH MEDICAL CENTER			2	100%	2
WISE HEALTH SYSTEM		1	1	50%	2
DEPARTMENT OF HEALTH AND HUMAN SERVICES			2	100%	2
MINUTECLINIC, LLC #1470		2			2
FLORIDA HOSPITAL PHYSICIANS GROUP			2	100%	2
TENNESSEE VALLEY HCS			2	100%	2
STUART SURGERY CENTER, LLC			2	100%	2
HCR MANOR CARE SERVICES OF FLORIDA III INC		2			2
CALIFORNIA DIVISION OF COMMUNICABLE DISEASE CONTROL			2	100%	2
BAYFRONT MEDICAL			2	100%	2
URGENT CARE AND SURGERY CENTER			2	100%	2
COMMONS AT ORLANDO LUTHERAN TOWERS SNF			2	100%	2
NLC LABS			2	100%	2
AIRPORT CLINIC			2	100%	2
FLORIDA DEPARTMENT OF HEALTH (FDOH)			2	100%	2
JRS LABORATORY			2	100%	2
CIGNA ONSITE HEALTH LLC		1	1	50%	2
Avalon Healthcare and Rehabilitation Center			2	100%	2
MEDEXPRESS URGENT CARE-CHIPPEWA		1	1	50%	2
THE CLUB AT BOYNTON BEACH, LLC			2	100%	2
Conway Lakes Health and Rehabilitation Center		2			2
DOCTOR 4 U CLINIC			2	100%	2
MINUTECLINIC DIAGNOSTIC PA #3344		2			2
SACRED HEART HOSPITAL ON THE EMERALD			2	100%	2
PEPIN ACADEMIES-PASCO		2			2
MINUTECLINIC DIAGNOSTIC OF NORTH CARO		2			2
POINTE AT NEW PORT PLACE,THE		2			2
MINUTECLINIC DIAGNOSTIC OF TN PC #442		2			2
NORTHWELL HEALTH			2	100%	2
PROHEALTH PRIMARY CARE - GLEN OAKS		2			2
MINUTECLINIC DIAGNOSTIC OF NEVADA #87		1	1	50%	2
UNIVERSTIY OF ILLINOIS HOSPITAL			2	100%	2
MINUTECLINIC DIAG OF IND, LLC #6483		1	1	50%	2
COVANCE			2	100%	2
HEALTHPARK MEDICAL CTR NURSING SVC		2			2
ST. LUCIE COUNTY HEALTH DEPARTMENT		1	1	50%	2
PRESBYTERIAN HOME		2			2
MINUTE CLINIC DIAG OF IND LLC #8674		2			2
Lakeside Oaks Care Center			2	100%	2
LEE MEMORIAL HEALTH SYSTEM D/B/A			2	100%	2
MEDEXPRESS-HOUSTON EAST FWY		1	1	50%	2
METHODIST MANSFIELD MEDICAL CENTER			2	100%	2

COVID-19: testing by laboratory

Data through Jan 4, 2021 verified as of Jan 5, 2021 at 09:25 AM

Data in this report are provisional and subject to change.

The numbers in the table below represent the number of Florida and non-Florida residents for whom test results were received by the Department of Health. A person can be tested by more than one laboratory and can have both positive and negative results. **Therefore, the sum of the numbers in each column will be larger than the total number of people tested.**

Reporting lab	Inconclusive	Negative	Positive	Percent positive	Total
SWEETWATER NURSING CENTER		2			2
STANFORD HEALTH CARE ANATOMIC PATHOLOGY & CLINICAL LAB			2	100%	2
NEW YORK STATE DEPARTMENT OF HEALTH		1	1	50%	2
INTERNAL MEDICINE & PEDIATRICS WELLNESS CENTER			2	100%	2
GRAND VILLA OF ORMOND BEACH		2			2
TRUE HEALTH INC			2	100%	2
BRANDYWYNE HEALTH CARE CENTER			2	100%	2
BAYSHORE MEDICAL CENTER			2	100%	2
MEDICAL CITY DALLAS HOSPITAL			2	100%	2
New Jersey Aim At Smg		2			2
INA		1	1	50%	2
CLINICA HISPANIA			2	100%	2
PHYSICIANS REGIONAL MEDICAL CTR - COLLIER BLVD			2	100%	2
MOBILE COUNTY HEALTH DEPARTMENT		1	1	50%	2
NATIONWIDE LABORATORY SERVICES		1	1	50%	2
Terrace of Jacksonville			2	100%	2
FLORIDA HOSPITAL LABORATORIES		2			2
LAUREL POINT CARE ACQUISITION LLC DBA SANDGATE GARDENS REHAB AND NURSI			2	100%	2
CELEBRATION PEDIATRICS PA			2	100%	2
Fort Gaines Health and Rehab		2			2
DMC UNIVERSITY LABORATORIES		1	1	50%	2
ROYAL PALM MEDICAL GROUP, INC		2			2
MEDLOGIC, LLC		2			2
RAPID URGENT CARE - ALBANY			2	100%	2
ROPER HOSPITAL			2	100%	2
ADVANCED RESEARCH FOR HEALTH IMPROVEMENT		1	1	50%	2
EXPRESS CARE OF TAMPA BAY LLC		1	1	50%	2
ALL PEDIATRIC CARE PA			2	100%	2
WEAKLEY COUNTY REHAB AND NURSING CENTER		2			2
ADVENTIST HINSDALE HOSPITAL LABORATORY			2	100%	2
MINUTECLINIC DIAGNOSTIC OF TEXAS, LLC #7435		2			2
TRICORE REFERENCE LABORATORY		1	1	50%	2
SCDHEC BUREAU OF LABORATORIES			2	100%	2
GUTHRIE MEDICAL GROUP - CORNING		2			2
BAYCARE LABORATORIES			2	100%	2
MINUTECLINIC DIAGNOSTIC MEDICAL		2			2
BAPTIST HEALTHCARE - LAKEVIEW CENTER INC		2			2
MAJESTIC GUARDIANS			2	100%	2
BAPTIST HOSPITAL EMPLOYEE HEALTH OFF			2	100%	2
SPRINGS MEDICAL LAB		1	1	50%	2
SANIBEL MEDICAL CLINIC			2	100%	2
CARENOW-LEBANON		1	1	50%	2
Holiday Retirement Home			2	100%	2
DEPT OF HEALTH			2	100%	2
SOUTHSIDE FAMILY MEDICAL		2			2
MINUTECLINIC DIAGNOSTIC OF MINNESOTA		2			2
Warren Center for Rehabilitation and Nursing		2			2

COVID-19: testing by laboratory

Data through Jan 4, 2021 verified as of Jan 5, 2021 at 09:25 AM

Data in this report are provisional and subject to change.

The numbers in the table below represent the number of Florida and non-Florida residents for whom test results were received by the Department of Health. A person can be tested by more than one laboratory and can have both positive and negative results. **Therefore, the sum of the numbers in each column will be larger than the total number of people tested.**

Reporting lab	Inconclusive	Negative	Positive	Percent positive	Total
MINUTECLINIC DIAGNOSTIC OF PENNSYLVAN		2			2
THE PATHOLOGY LABORATORY		1	1	50%	2
Parkridge Specialty Care		2			2
CELEBRATION PRIMARY CARE ASSOCIATES LLC		2			2
UWMC MONTLAKE DEPT OF LAB MED			2	100%	2
MAWD PATHOLOGY GROUP			2	100%	2
STARR COUNTY MEMORIAL HOSPITAL			2	100%	2
MINUTECLINIC, LLC #03268		2			2
ADVOCATE SHERMAN HOSPITAL			2	100%	2
SOUTHEASTERN INSTITUTE OF RESTORATIVE MEDICINE		1	1	50%	2
PALM MEDICAL CENTER - PLANT CITY		2			2
SUNBRIDGE CARE & REHAB FOR DECATUR		2			2
SURFSIDE URGENT CARE			2	100%	2
EMERALD COAST CENTER			2	100%	2
THE FOUNTAIN AT BOCA CIEGA BAY		2			2
DELCARE PA			2	100%	2
GULF COAST REGIONAL MEDICAL CARE		2			2
MEDEXPRESS URGENT CARE - LEDGEWOOD		2			2
TALLAHASSEE MEMORIAL HEALTHCARE FAMILY MED RESIDENCY			2	100%	2
Medilodge of Montrose		2			2
STATCARE URGENT & WALK IN MEDICAL CARE		2			2
MADISON HOSPITAL LABORATORY			2	100%	2
Rosedale Green		2			2
Greystone Nursing and Rehab, LLC			2	100%	2
MINUTE CLINIC DIAGNOSTIC OF VIRGINIA, LLC #7543		2			2
SPECTRUM HEALTH			2	100%	2
MEDEXPRESS URGENT CARE, BELLE VERNON		2			2
MINUTECLINIC, LLC (CLINIC 10928)		2			2
LEE MEMORIAL HOSPITAL BLOOD GAS LAB			2	100%	2
VOLUNTEERS OF AMERICA OF FLORIDA			2	100%	2
ST. JOSEPH REGIONAL MEDICAL CENTER			2	100%	2
LAKE MARY HEALTH AND REHABILITATION CENTER		1	1	50%	2
NEW BRIDGE MEDICAL CENTER		2			2
JEFFERSON WASHINGTON TOWNSHIP HOSPITAL		2			2
LIFE CARE CENTER OF PALM BAY		2			2
OPTUM PRIMARY CARE - SILVER LAKES			2	100%	2
BFT LAB			2	100%	2
MINUTECLINIC MINUTECLINIC #921		2			2
ORMOND BEACH URGENT CARE			2	100%	2
MEDEXPRESS URGENT CARE-SALINA, S 9TH ST		2			2
PANCARE HEALTH - SNEADS ELEMENTARY			2	100%	2
SIGNATURE HEALTHCARE OF MIDDLEBURG		2			2
KINGS BAY PEDIATRICS LLC			2	100%	2
UNIVERSITY HOSPITAL OF BROOKLYN		2			2
PINECREST PEDIATRICS GROUP LLC			2	100%	2
EAST NAPLES PEDIATRICS			2	100%	2
CVS MINUTE CLINIC DIAGNOSTIC MED GRP		2			2

COVID-19: testing by laboratory

Data through Jan 4, 2021 verified as of Jan 5, 2021 at 09:25 AM

Data in this report are provisional and subject to change.

The numbers in the table below represent the number of Florida and non-Florida residents for whom test results were received by the Department of Health. A person can be tested by more than one laboratory and can have both positive and negative results. **Therefore, the sum of the numbers in each column will be larger than the total number of people tested.**

Reporting lab	Inconclusive	Negative	Positive	Percent positive	Total
TMH PHYSICIAN PARTNERS MONTICELLO		1	1	50%	2
KAILOS GENETICS INC			2	100%	2
DRR JMC URGENT CARE DONALD ROSS			2	100%	2
MEDEXPRESS URGENT CARE - SOUTH CHARLESTON	2				2
Iowa Veterans Home	2				2
LAB CORP OF AMER SAN DIEGO			2	100%	2
GENETIC ASSAYS INC			2	100%	2
HOLY FAMILY MEDICAL CENTER	1	1		50%	2
SPRINGHILL SENIOR RESIDENCE	2				2
U OF MIAMI MILLER SCHOOL OF MEDICINE			2	100%	2
MEDEXPRESS URGENT CARE - SPRINGDALE, S 40TH STREET	2				2
GINKGO-IXLAYER	2				2
JACKSON LABORATORY OF GENOMIC MEDICINE	2				2
NEMOURS CHILDRENS PRIMARY CARE			2	100%	2
JOHNSON CITY MEDICAL CENTER	1	1		50%	2
SKIPPACK MEDICAL LAB			2	100%	2
DISCOVERY VILLAGE AT THE FORUM	2				2
TRINITAS REGIONAL MEDICAL CENTER	1	1		50%	2
AFFINITY URGENT CARE			2	100%	2
MEDEXPRESS URGENT CARE - WHEELING	1	1		50%	2
MORGAN STANLEY HEALTH CENTER	2				2
COMMUNITY MEDICAL CENTER			2	100%	2
ST. ELIZABETH HEALTHCARE			2	100%	2
OELWEIN HEALTH CARE CENTER	2				2
MORTON PLANT NORTH BAY HOSPITAL			2	100%	2
CSS- TWELVE OAKS			2	100%	2
MEMORIAL HERMANN CONSOLIDATED LABORATORY SERVICES			2	100%	2
SCIENTIFIC LABORATORY COMPANY	2				2
CLAYMED OF NORTH FLORIDA			2	100%	2
MEDEXPRESS URGENT CARE- COLUMBIA HEIGH	2				2
MEDEXPRESS URGENT CARE - OMAHA N 72 ST	2				2
GULF COAST IMMEDIATE CARE CENTER	1	1		50%	2
MINUTECLINIC DIAGNOSTIC OF OHIO #6192	2				2
BIOMAT USA			2	100%	2
CARILLON SPORTS AND FAMILY MEDICINE	1	1		50%	2
ONE MEDICAL GROUP	1	1		50%	2
UNIVERISTY OF MEMPHIS ATHLETIC TRAINI	2				2
RAPID RELIABLE TESTING NY LLC	2				2
ADVANCED PEDIATRICS			2	100%	2
ONTARIO COUNTY PUBLIC HEALTH	2				2
ManorCare Rehabilitation Center- Decatur	2				2
CITY OF NEW YORK DEPARTMENT OF HEALTH			2	100%	2
SCIENTIA DIAGNOSTICS			2	100%	2
BIONIC TECHNOLOGIES CORPORATION			2	100%	2
PREMIER MEDICAL LABORATORY			2	100%	2
ADVENT HEALTH CENTRAL TEXAS		1	1	50%	2
Cleveland Clinic Weston			2	100%	2

COVID-19: testing by laboratory

Data through Jan 4, 2021 verified as of Jan 5, 2021 at 09:25 AM

Data in this report are provisional and subject to change.

The numbers in the table below represent the number of Florida and non-Florida residents for whom test results were received by the Department of Health. A person can be tested by more than one laboratory and can have both positive and negative results. **Therefore, the sum of the numbers in each column will be larger than the total number of people tested.**

Reporting lab	Inconclusive	Negative	Positive	Percent positive	Total
CVS MINUTE CLINIC DIAGNOSTIC OF TN #6044		2			2
MEDEXPRESS URGENT CARE FOX CHAPEL		2			2
CERON PEDIATRICS & INTEGRATIVE MEDICIN		2			2
STEUBEN COUNTY PUBLIC HEALTH		2			2
SHORE MEDICAL CENTER		2			2
ADVENTHEALTH IMAGING PARTIN SETTLEMENT			2	100%	2
RHODE ISLAND DEPARTMENT OF HEALTH			2	100%	2
A PLUS PEDIATRICS		2			2
NAVAL MEDICAL CENTER			2	100%	2
MINUTECLINIC, LLC #1796		1	1	50%	2
BENEVA LAKES ASSISTED LIVING CENTER			2	100%	2
REGIONS HOSPITAL LABORATORY			2	100%	2
MINUTECLINIC, LLC, DBA MINUTECLINIC #6		2			2
REELFOOT FAMILY WALK IN CLINIC - TIPT		2			2
BOND COMMUNITY HEALTH CENTER			2	100%	2
UNIVERSITY OF KANSAS MEDICAL CENTER			2	100%	2
CHESTERFIELD HEALTHCARE GROUP, INC		2			2
SIGNATURE CARE LEWISVILLE-EMERGENCY CENTER		1	1	50%	2
CORAL REEF NURSING & REHABILITATION CENTER		2			2
MIDLAND MEMORIAL HOSPITAL			2	100%	2
Gulf Shore Care Center			2	100%	2
INTERNAL MEDICINE ASSOCIATES-DUNELLON			2	100%	2
HANOVER ENDOSCOPY CENTER		2			2
MEDEXPRESS URGENT CARE - BRIDGEVILLE		2			2
FKC AMELIA ISLAND DIALYSIS			2	100%	2
JUPITER INTERNAL MEDICINE AND ASSOCIATES			2	100%	2
SUNNYSIDE MANOR		2			2
MEMORIAL HERMANN			2	100%	2
PALOS COMMUNITY HOSPITAL LABORATORY			2	100%	2
SOUTHERN TENNESSEE MEDICAL CENTER			2	100%	2
PruittHealth Lakehaven		2			2
COOK HOSPITAL AND CARE CENTER		1	1	50%	2
BAYMEADOWS PRIMARY CARE		2			2
HOUSTON HEALTH DEPARTMENT - BUREAU OF LABORATORY SERVICES			2	100%	2
SOUTH LAKE FAMILY HEALTH CENTER			2	100%	2
MINUTECLINIC MINUTECLINIC #4978		1	1	50%	2
ORLANDO LUTHERAN TOWERS		1	1	50%	2
MEMORIAL HEALTHCARE SYSTEM			2	100%	2
MEDEXPRESS URGEN CARE - EAST BRUNSWICK		2			2
Rutgers Health Rwj University Hospital - Laboratory		2			2
NORTHCREST MEDICAL CENTER			2	100%	2
PROPATH			2	100%	2
MEDEXPRESS URGENT CARE - WEST ST PAUL, ROBERT ST S		2			2
FLORIDA COMMUNITY HEALTH CENTERS, INC.			2	100%	2
MED FUSION			2	100%	2
WHITESANDS OUTPATIENT TREATMENT		2			2
CHARLOTTE COUNTY HEALTH DEPARTMENT			2	100%	2

COVID-19: testing by laboratory

Data through Jan 4, 2021 verified as of Jan 5, 2021 at 09:25 AM

Data in this report are provisional and subject to change.

The numbers in the table below represent the number of Florida and non-Florida residents for whom test results were received by the Department of Health. A person can be tested by more than one laboratory and can have both positive and negative results. **Therefore, the sum of the numbers in each column will be larger than the total number of people tested.**

Reporting lab	Inconclusive	Negative	Positive	Percent positive	Total
MINUTECLINIC DIAGNOSTIC OF TN PC #643		2			2
TMH EC NORTHEAST LABORATORY			2	100%	2
Kings County Hospital Center			2	100%	2
SYLVAN NURSING			2	100%	2
FLORIDA PRIMARY & SPECIALTY CARE		2			2
BOND & STEELE CLINIC PA D/B/A BOND CLINIC PA		2			2
USCG SECTOR ST PETE		1	1	50%	2
LILY PHARMACY		2			2
EP LTC PHARMACY		1	1	50%	2
CVS MINUTE CLINIC DIAGNOSTIC OF TN #3293		2			2
COVID PROCESSING SITE			2	100%	2
MINUTECLINIC DIAGNOSTICS OF IND LLC		1	1	50%	2
PRINCETON BMC LABORATORY		2			2
VA PRIMARY CARE ANNEX			2	100%	2
RIVER CITY MEDICAL ASSOCIATES INC			2	100%	2
PEDIATRIC HEALTH CARE		1	1	50%	2
NORTON IMMEDIATE CARE CENTER - PRESTON			2	100%	2
ST VINCENTS AMBULATORY CARE INC DBA			2	100%	2
RELIANT IMMUNE DIAGNOSTICS			2	100%	2
PHYSICIANS MEDICAL CENTER		2			2
PHYSICIANS LABORATORY SERVICES			2	100%	2
PEDIATRICS IN BREVARD-COCOA BEACH		2			2
PALM BEACH GARDENS MEDICAL CENTER			2	100%	2
ACL LABORATORIES INDUSTRIAL TOXICOLOGY			2	100%	2
TMH PHYSICIAN PARTNERS BLOUNTSTOWN			2	100%	2
MINUTECLINIC DIAGNOSTIC OF PA LLC		2			2
Robert Cranfield			2	100%	2
MINUTECLINIC DIAGNOSTIC OF OHIO #7790		1	1	50%	2
MINUTECLINIC DIAG OF IND LLC #6998		1	1	50%	2
FIRST CHOICE MEDICAL PC			2	100%	2
INSPIRIT SENIOR LIVING			2	100%	2
LIFE CARE CENTER OF SKAGIT VALLEY		2			2
BAYFRONT FAMILY HEALTH CENTER			2	100%	2
HAWAII DEPARTMENT OF HEALTH			2	100%	2
CITRUS PARK			2	100%	2
PLASMA MED RESEARCH DBA		2			2
MEDICAL CENTER LABORATORY			2	100%	2
LEXINGTON PLACE			2	100%	2
SPECTRA LABS		1	1	50%	2
ASCENSION ST VINCENT'S RIVERSIDE			2	100%	2
MINUTECLINIC DIAG OF IND, LLC #6472		2			2
MINUTECLINIC DIAGNOSTIC OF SC, LLC #4		2			2
MEADOWS AT CYPRESS GARDENS, THE		2			2
GIGI WOOD DAVIS DO-FAMILY MEDICINE		2			2
BAYSTATE MEDICAL CENTER		1	1	50%	2
MINUTECLINIC DIAGNOSTIC MED GRP OF CA		2			2
WHOLE CHILD PEDIATRICS			2	100%	2

COVID-19: testing by laboratory

Data through Jan 4, 2021 verified as of Jan 5, 2021 at 09:25 AM

Data in this report are provisional and subject to change.

The numbers in the table below represent the number of Florida and non-Florida residents for whom test results were received by the Department of Health. A person can be tested by more than one laboratory and can have both positive and negative results. **Therefore, the sum of the numbers in each column will be larger than the total number of people tested.**

Reporting lab	Inconclusive	Negative	Positive	Percent positive	Total
HEART OF FLORIDA HEALTH CENTER INC			2	100%	2
SUPERIOR RESIDENCES OF CLERMONT		2			2
AMERICAN MEDICAL LABORATORIES			2	100%	2
MED TECH SERVICES OF PALM BEACH INC		2			2
VALLEY BAPTIST MEDICAL CENTER: BROWNSVILLE			2	100%	2
87TH MEDICAL GROUP – MCGUIRE AMBULATORY CARE FACILITY		2			2
Kennedy University Hospital -Wash Twp L		2			2
CHEROKEE COUNTY HEALTH AND REHAB CENTER		2			2
MEDEXPRESS URGENT CARE-BLOOMFIELD AVEN		2			2
GRAND VILLA OF MELBOURNE			2	100%	2
MARTIN MEDICAL CENTER INC		1	1	50%	2
ACCESS MEDICAL GROUP OF FLORIDA CITY			2	100%	2
LAKELAND REGIONAL HEALTH		2			2
FLORIDA MEDICAL CLINIC RADIOLOGY DALE MABRY		2			2
SOUTH CAROLINA DEPT OF HEALTH AND ENVIRONMENT CONTROL		2			2
MEASE CONTINUING CARE			2	100%	2
PIEDMONT HOSPITAL LAB			2	100%	2
WOMENS CARE FLORIDA LLC-LABORATORY		2			2
TENNESSEE DEPARTMENT OF HEALTH (TDH) - REGIONAL LABORATORY			2	100%	2
MINUTECLINIC, LLC #05814		2			2
ST. CLOUD PHARMACY AND WELLNESS CENTER		2			2
TGH Brandon Healthplex Laboratory			2	100%	2
MINUTECLINIC, LLC #5707		2			2
PM PEDIATRICS OF BAYSIDE, PLLC - MANHASSET		2			2
AGILE URGENT CARE			2	100%	2
COL CROSSROAD		1	1	50%	2
HAVEN HOSPICE			2	100%	2
CVS HEALTH, #1994		1	1	50%	2
CAPRONA GROUP HOME			2	100%	2
MINUTE CLINIC DIAGNOSTIC OF KANSAS PA		2			2
SINAI PLAZA NURSING AND REHAB CENTER			2	100%	2
ST. LUKE'S HOSPITAL - BETHLEHEM CAMPUS		1	1	50%	2
REGIONAL MEDICAL CENTER BAYONET POINT			2	100%	2
LEGACY LABORATORY SERVICES			2	100%	2
MEDEXPRESS URGENT CARE GREENSBURG		2			2
FLAGLER PROFESSIONAL HEALTH CAE SERVICES INC		2			2
ADVENTHEALTH EAST ORLANDO EMPLOYEE CLINIC		2			2
Cedar Valley Nursing & Rehab Center		2			2
AMERICAN HEALTH ASSOC. LABORATORY SOUTH			2	100%	2
UTMB PATHOLOGY CLINICAL SERVICES LABORATORY			2	100%	2
ARLINGTON DIALYSIS CENTER LLC		2			2
POINT OF CARE PRIVATE HEALTH MANAGEMENT			2	100%	2
CEDARS-SINAI MEDICAL CENTER			2	100%	2
CARE 365			2	100%	2
CENTRAL FLORIDA FAMILY HEALTH CENTER		2			2
BRANDON REGIONAL EMERGENCY CTR			2	100%	2
HALIFAX HEALTH CARE FOR WOMEN		2			2

COVID-19: testing by laboratory

Data through Jan 4, 2021 verified as of Jan 5, 2021 at 09:25 AM

Data in this report are provisional and subject to change.

The numbers in the table below represent the number of Florida and non-Florida residents for whom test results were received by the Department of Health. A person can be tested by more than one laboratory and can have both positive and negative results. **Therefore, the sum of the numbers in each column will be larger than the total number of people tested.**

Reporting lab	Inconclusive	Negative	Positive	Percent positive	Total
CARE CENTERS OF NASSAU LLC MINER ROAD SOUTH		2			2
ACKERMAN CANCER CENTER		2			2
VITAS HEALTHCARE CORPORATION OF FL			2	100%	2
FLORIDA DEPARTMENT OF HEALTH WASHINGTON COUNTY		1	1	50%	2
Church Creek SNF			2	100%	2
UK HEALTHCARE			2	100%	2
HEARTLAND - CHARLESTON OF HANAHAN SC,		2			2
PALM BAY COMMUNITY OUTPATIENT CLINIC		2			2
BMC/JACSONVILLE		1	1	50%	2
MARCO ISLAND HOSPITAL INC D/B/A		1	1	50%	2
COASTAL MEDICAL LAB			2	100%	2
MINUTECLINIC DIAG OF IND, LLC #6910		2			2
ATLAS GENOMICS			2	100%	2
NICEVILLE URGENT CARE			2	100%	2
HENDRY/GLADES COUNTY HEALTH DEPARTMENT		2			2
ASCENSION ST MICHAEL'S HOSPITAL LAB		1	1	50%	2
MINUTECLINIC MINUTECLINIC #8505		2			2
DALLAS MEDICAL CENTER			2	100%	2
MEDEXPRESS URGENT CARE - CEDAR KNOLLS		2			2
MID - FLORIDA PATHOLOGY LLC		1	1	50%	2
BNC Medical Investors, LLC Berrien Nursing & Rehabilitation Center		2			2
MEDICAL CENTER AT OCEAN REEF,THE		2			2
JULIE STAATS DO		2			2
Delaware Court Healthcare Center		2			2
OCALA REGIONAL KIDNEY CENTER-WEST			2	100%	2
AMEDISYS HOME HEALTH OF GREENVILLE			2	100%	2
CARESPOT EXPRESS HEALTHCARE			2	100%	2
Bedford Care Center of Hattiesburg		2			2
RAINY LAKE MEDICAL CENTER			2	100%	2
INTEGRITY CLINICAL RESEARCH CENTER INC		1	1	50%	2
PM PEDIATRICS OF BAYSIDE PLLC - HOPEWELL JUNCTION		2			2
ADVENTHEALTH MEDICAL GROUP PEDIATRICS		1	1	50%	2
CURATIVE		1	1	50%	2
FIRST CARE - MIDDLESBORO			2	100%	2
WISCONSIN STATE LABORATORY OF HYGIENE		1	1	50%	2
FLORIDA MEDICAL CLINIC -INTERNAL MED DADE CITY			2	100%	2
CONEMAUGH MEMORIAL MEDICAL CENTER		2			2
BENTON PEDIATRICS		2			2
WALGREENS #13605		2			2
BOONES CREEK URGENT CARE		1	1	50%	2
BAYCARE MEDICAL GROUP, INC		2			2
MINUTE CLINIC DIAGNOSTIC MED GRP		2			2
MIDWAY SPECIALTY CARE RX LLC			2	100%	2
SPECIALTY LABORATORIES			2	100%	2
MEDEXPRESS URGENT CARE - JEANNETTE		2			2
MED EXPRESS URGENT CARE PC - MARYLAND		2			2
BD MEDICAL SYSTEMS			2	100%	2

COVID-19: testing by laboratory

Data through Jan 4, 2021 verified as of Jan 5, 2021 at 09:25 AM

Data in this report are provisional and subject to change.

The numbers in the table below represent the number of Florida and non-Florida residents for whom test results were received by the Department of Health. A person can be tested by more than one laboratory and can have both positive and negative results. **Therefore, the sum of the numbers in each column will be larger than the total number of people tested.**

Reporting lab	Inconclusive	Negative	Positive	Percent positive	Total
THE HOSPITAL OF PROVIDENCE EMERGENCY ROOM			2	100%	2
MINUTECLINIC 7196		2			2
LEE PHYSICIAN GROUP		1	1	50%	2
NEBRASKA MEDICAL CENTER			2	100%	2
MD NOW URGENT CARE CENTER INC.			2	100%	2
Jackson Health Care Facility			2	100%	2
VIRGINIA DEPT OF HEALTH OFFICE OF EPIDEMIOLOGY			2	100%	2
HOME DOCS		1	1	50%	2
PEACE RIVER MEDICAL CENTER		2			2
BROOME COUNTY HEALTH DEPARTMENT		1	1	50%	2
Bethany Health and Rehab		2			2
VERILY LIFE SCIENCES		2			2
ASSOCIATES IN MEDICINE			2	100%	2
PHYSICIANS QUALITY CARE			2	100%	2
RIGHT AT HOME			2	100%	2
GOLDSTEIN			2	100%	2
MINUTECLINIC DIAGNOSTIC OF NEW MEXICO		2			2
ST JOSEPH'S HOSPITAL LABORATORY			2	100%	2
LACORP		1	1	50%	2
Good Samaritan Society-Blackduck		1	1	50%	2
CHAPPEL GROUP RESEARCH, THE		2			2
AFC PHYSICIANS OF FLORIDA, PA			2	100%	2
MEMORIAL SLOAN KETTERING CANCER CENTER		1	1	50%	2
UNIVERSITY HOSPITALS OF CLEVELAND			2	100%	2
METROHEALTH SYSTEM			2	100%	2
MINUTECLINIC, LLC #1431		2			2
MINUTE CLINIC LLC # 2033		1	1	50%	2
CROSSROADS			2	100%	2
ROCKEFELLER UNIVERSITY CLINICAL GENOMICS LABORATOR		2			2
UNIVERSITY OF MISSOURI HEALTH CARE			2	100%	2
ALLIANCE PEDIATRICS PA			2	100%	2
MEDEXPRESS URGENT CARE, HERMITAGE		1	1	50%	2
Lake Charles Healthcare LLC dba Landmark Lake Charles			2	100%	2
PINARD HOME HEALTH SERVICES INC			2	100%	2
RUSSELL MEDICAL CENTER		2			2
BRIGHAM AND WOMEN'S HOSPITAL			2	100%	2
Heartland Healthcare Center Boca Raton			2	100%	2
OURMED		2			2
MEDEXPRESS - WILMINGTON KIRKWOOD HIGHWAY		2			2
MEDEXPRESS URGENT CARE - HOLLINS		2			2
MURFREESBORO MEDICAL CLINIC		2			2
ADVICE FOR OPTIMAL WELLNESS			2	100%	2
PRECISION DIAGNOSTIC INC		2			2
BRITO MEDICAL CENTER			2	100%	2
OAKBRIDGE TERRACE AT SAE			2	100%	2
MEDLAB INC		2			2
SOUTH DAKOTA DEPARTMENT OF HEALTH		2			2

COVID-19: testing by laboratory

Data through Jan 4, 2021 verified as of Jan 5, 2021 at 09:25 AM

Data in this report are provisional and subject to change.

The numbers in the table below represent the number of Florida and non-Florida residents for whom test results were received by the Department of Health. A person can be tested by more than one laboratory and can have both positive and negative results. **Therefore, the sum of the numbers in each column will be larger than the total number of people tested.**

Reporting lab	Inconclusive	Negative	Positive	Percent positive	Total
SANFORD REGIONAL HOSPITAL WORTHINGTON		2			2
MID-FLORIDA HEMATOLOGY AND ONCOLOGY CENTERS		2			2
RENFREW CENTERS INC		2			2
AFFORDABLE PRIMARY CARE LLC		2			2
LONG ISLAND UNIVERSITY - POST CAMPUS		2			2
PTC LABORATORIES			2	100%	2
CORNERSTONE MEDICAL CARE OF BRANDON		2			2
ACCESS LABORATORIES LLC			2	100%	2
CLEARWATER PAIN MANAGEMENT ASSOCIATES			2	100%	2
SPARROW CENTRAL LAB			2	100%	2
OHIO HEALTH DOCTORS HOSPITAL			2	100%	2
CPL LABS			2	100%	2
NEMOURS CHILDRENS PRIMARY CARE OVIEDO			2	100%	2
24TH WEAPONS OF MASS DESTRUCTION - CIVIL SUPPORT		2			2
NAVAL BRANCH MEDICAL CLINIC			2	100%	2
FLORIDA CLINICAL LABORATORY INC			2	100%	2
EXPEDIAN URGENT CARE			2	100%	2
PARADIGM LABORATORIES			2	100%	2
MINUTECLINIC DIAGNOSTIC OF TN, PC 6438		1	1	50%	2
PEACEHEALTH CENTRAL		2			2
IN & OUT URGENT CARE METAIRIE			2	100%	2
ADEPT INPATIENT MEDICAL SERVICES PC		2			2
Avanti Wellness and Rehab			2	100%	2
DOCTORS HOSPITAL RENAISSANCE			2	100%	2
BERGEN COUNTY SURGICAL AND ENDOSCOPY CENTER		2			2
BETHPAGE EXTENDED HOURS CENTER		2			2
CLEAR LAKE REGIONAL MEDICAL CENTER			2	100%	2
LOWELL GENERAL HOSPITAL			2	100%	2
MAGNOLIA ADULT, LLC			2	100%	2
SAFE PMC		2			2
NOT GIVEN		1	1	50%	2
ADULT MEDICINE OF LAKE COUNTY INC			2	100%	2
WAL-MART STORES EAST LP		2			2
BAY CORRECTIONAL AND REHABILITATION FACILITY			2	100%	2
VILLA HEALTH NH LLC			2	100%	2
MEDEXPRESS URGENT CARE- ALLISON PARK		1	1	50%	2
SENDER RETREAT ADULT DAY CARE CENTERS			2	100%	2
STUDENT HEALTH SERVICES			2	100%	2
JUST BELIEVE RECOVERY CENTER			2	100%	2
LEGACY ER & URGENT CARE - FRISCO WEST			2	100%	2
DES PLAINES CLINICAL LAB			2	100%	2
FAMILY FIRST PEDIATRICS			2	100%	2
Livingston County Center for Nursing and Rehabilitation		1			1
ASSOCIATES MD MEDICAL GROUP INC			1	100%	1
ALBANY MEDICAL CENTER			1	100%	1
VA ST LOUIS HEALTH CARE SYSTEM			1	100%	1
SCRIPPS CLINIC MEDICAL			1	100%	1

COVID-19: testing by laboratory

Data through Jan 4, 2021 verified as of Jan 5, 2021 at 09:25 AM

Data in this report are provisional and subject to change.

The numbers in the table below represent the number of Florida and non-Florida residents for whom test results were received by the Department of Health. A person can be tested by more than one laboratory and can have both positive and negative results. **Therefore, the sum of the numbers in each column will be larger than the total number of people tested.**

Reporting lab	Inconclusive	Negative	Positive	Percent positive	Total
CLINICAL MICROBIOLOGY LAB FAIRVIEW UNIVERSITY HOSPITAL			1	100%	1
ST.ELIZABETH HEALTH CENTER	1				1
MEMORIAL HERMANN HOSPITAL			1	100%	1
WESLEY MEDICAL CENTER			1	100%	1
Lemont Nursing and Rehab Center			1	100%	1
ENCOMPASS HEALTH HOME HEALTH		1			1
MEDICAL ASSOCIATES OF THE SHOALS		1			1
COMPASSION PEDIATRICS			1	100%	1
CLARKSVILLE MANOR INC		1			1
HARMONY HEALTHCARE ORLANDO INC		1			1
Sherwood Oaks Health Center			1	100%	1
ARTHREX MEDICAL CENTER EAST			1	100%	1
UNIVERSITY OF VERMONT MEDICAL CENTER			1	100%	1
POMPANO BEACH ARTIFICIAL KIDNEY CENTER			1	100%	1
MISSION HOSPITAL			1	100%	1
Fairhaven Retirement Community		1			1
Glen Oaks Health and REhabilitation		1			1
UF KANAPAHA LAB BEAKER		1			1
CENTRAL FL INTERNAL MEDICINE ASSOCIATES LLC		1			1
MT CARMEL PHARMACY INC		1			1
Sanford Health & Rehabilitation			1	100%	1
MOUNT SINAI AVENTURA DIAGNOSTIC CENTER			1	100%	1
Luther Acres Manor		1			1
Autumn Care of Suffolk		1			1
NORTHEAST PEDIATRICS			1	100%	1
PALMETTO PRIMARY CARE PHYSICIANS			1	100%	1
RENOWN REGIONAL MEDICAL CENTER			1	100%	1
NATION'S BEST CARE HOME HEALTH			1	100%	1
DAVITA DIALYSIS-NORTH			1	100%	1
KIDSVILLE PEDIATRICS IV PA		1			1
DILELLA			1	100%	1
SKYRIDGE CLINICAL ASSOCIATES		1			1
CAREWELL JW - WORCESTER LNC			1	100%	1
UHS BINGHAMTON GENERAL			1	100%	1
LEXINGTON PLACE SENIOR LIVING COMMUNITY		1			1
CVS MINUTE CLINIC DIAGNOSTIC PA #3060		1			1
RPC@HODGES			1	100%	1
ADVANCED HEALTHCARE ASSOCIATES		1			1
GUIDEWELL EMERGENCY MEDICINE DOCTORS LLC			1	100%	1
SMITH KLINE			1	100%	1
Oak Hill Health & Rehabilitation Center			1	100%	1
OMNI HEALTHCARE INC			1	100%	1
ROSE HAVEN NURSING CENTER		1			1
THE ARLINGTON OF NAPLES INC.			1	100%	1
ANY LAB TEST NOW JACKSONVILLE		1			1
FHCP ASC - ORANGE CITY			1	100%	1
MEA PRIMARY CARE PLUS BYRAM			1	100%	1

COVID-19: testing by laboratory

Data through Jan 4, 2021 verified as of Jan 5, 2021 at 09:25 AM

Data in this report are provisional and subject to change.

The numbers in the table below represent the number of Florida and non-Florida residents for whom test results were received by the Department of Health. A person can be tested by more than one laboratory and can have both positive and negative results. **Therefore, the sum of the numbers in each column will be larger than the total number of people tested.**

Reporting lab	Inconclusive	Negative	Positive	Percent positive	Total
NEWTON MEMORIAL HOSPITAL		1			1
FAMILY TREE DNA			1	100%	1
Avera Sr. James Care Center		1			1
FLORIDA MEDICAL CLINIC PA GI			1	100%	1
THYROID SPECIALTY LABORATORY			1	100%	1
ENCOMPASS HEALTH REHABILITATION			1	100%	1
SOUTH BEND MEDICAL FOUNDATION			1	100%	1
METHODISM MIDLOTHIAN MEDICAL CENTER			1	100%	1
University Plaza Rehabilitation and Nursing			1	100%	1
FLORIDA PREMIER MEDICAL CARE PA			1	100%	1
LIFEGUARD AMBULANCE SERVICE LLC - BAY COUNTY			1	100%	1
FLORIDA EPIDEMIOLOGY PROGRAM			1	100%	1
SYNEOS HEALTH			1	100%	1
Caldwell Care		1			1
Kindred Hospital South Florida Hollywood SNU			1	100%	1
PINELLAS CHD - CLEARWATER			1	100%	1
HOLLY HILL HOME INFUSION SERVICE		1			1
HENRY FORD HOSPITAL			1	100%	1
CROSSROADS URGENT CARE DBA URGENT TEA		1			1
PREMIER PEDIATRICS			1	100%	1
CONTINENTAL HOME HEALTH CARE INC			1	100%	1
NONA MEDICAL ARTS		1			1
HIGHLANDS CLINICAL LABORATORY			1	100%	1
Waddell Nursing & Rehab Center		1			1
NORTH FLORIDA CHILD DEVELOPMENT, INC			1	100%	1
TENNOVA ER - SANGO			1	100%	1
BUENA VIDA ESTATES			1	100%	1
CVS HEALTH, #2043		1			1
CARE STATION MEDICAL GROUP		1			1
DERMDX, DIV OF AURORA DIAGNOSTICS/BERNHARDT LAB		1			1
Brookdale Southside			1	100%	1
CAREHERE HUDSON BAY			1	100%	1
BASCOM PALMER EYE INSTITUTE			1	100%	1
Monument Health Strugis Care Center		1			1
DIVERSE MEDICAL CARE LLC			1	100%	1
Longwood Community Living Center		1			1
PROGRESSIVE MEDICAL LAB LLC			1	100%	1
BROOKDALE PALM BEACH GARDENS			1	100%	1
CHILTON MEDICAL CENTER		1			1
BROOKDALE FORT MYERS LAKES PARK			1	100%	1
TEXAS HEALTH ARLINGTON MEMORIAL		1			1
Diversicare of Smyrna		1			1
HUMILITY OF MARY HEALTH PARTNERS			1	100%	1
THOMASVILLE REGIONAL MEDICAL CENTER		1			1
FALKVILLE HEALTHCARE		1			1
COLONIAL MEDICAL CENTER-EAST ORLANDO			1	100%	1
UNIVERSITY OF MARYLAND PATHOLOGY ASSOCIATES			1	100%	1

COVID-19: testing by laboratory

Data through Jan 4, 2021 verified as of Jan 5, 2021 at 09:25 AM

Data in this report are provisional and subject to change.

The numbers in the table below represent the number of Florida and non-Florida residents for whom test results were received by the Department of Health. A person can be tested by more than one laboratory and can have both positive and negative results. **Therefore, the sum of the numbers in each column will be larger than the total number of people tested.**

Reporting lab	Inconclusive	Negative	Positive	Percent positive	Total
ADVENTHEALTH MEDICAL GROUP ADULT AND SENIOR HEALTH			1	100%	1
ARIZA WELLNESS CARE LLC			1	100%	1
GIBSON AREA PRIMARY CARE			1	100%	1
VALLEY MEDICAL LABORATORY			1	100%	1
BORINQUEN HEALTH CENTER			1	100%	1
OMAHA VA MEDICAL CENTER			1	100%	1
FAIRFIELD MEDICAL CENTER			1	100%	1
YOUR KIDS URGENT CARE			1	100%	1
ALL CARE URGENT CARE			1	100%	1
KANA MEDICAL			1	100%	1
SOUTHERN BREEZE HEALTHCARE			1	100%	1
MARTIN HEALTH PHYSICIAN GROUP			1	100%	1
UMASS MEMORIAL MEDICAL CENTER, INC		1			1
The Palms Nursing and Rehabilitation		1			1
OAKWOOD HOSPITAL - SOUTHSORE			1	100%	1
JOHN KNOX MANOR INC II			1	100%	1
ST JOHNS PEDIATRICS PA		1			1
ST VINCENTS AMBULATORY CARE INC			1	100%	1
CHILDREN'S MEDICAL CENTER-EAST ORLANDO			1	100%	1
PUBLIX PHARMACY #1114			1	100%	1
FLORIDA PRIMARY CARE AND SPORTS MEDICINE INC			1	100%	1
Jersey City Medical Center		1			1
THE LITTLE CLINIC LLC			1	100%	1
ST JOHNS MEDICAL CENTER		1			1
Flagler Health and Rehabilitation			1	100%	1
HYDE PARK MEDICAL CENTER		1			1
PEDRO L ORTEGA MD PA			1	100%	1
Manorcare Health Services West Reading North		1			1
LIFETIME FAMILY URGENT CARE			1	100%	1
CFHC - FROSTPROOF			1	100%	1
LIFELINK TISSUE BANK D/B/A LIFELINK TISSUE BANK		1			1
BAYMEADOWS PEDIATRIC CARE		1			1
LAKEVIEW HEALTHCARE SYSTEM LLC			1	100%	1
HENRY FORD WEST BLOOMFIELD HOSPITAL			1	100%	1
ADVENTHEALTH MEDICAL GROUP INTERNAL MEDICINE AT			1	100%	1
MOSAIC MEDICAL CENTER MARYVILLE			1	100%	1
Masonic Medical Research Institute			1	100%	1
DOCTORS MEMORIAL HOSP HOME HEALTH CARE		1			1
EXPRESS CARE OF THE SHOALS		1			1
KENDALL PEDIATRICS PARTNERS LLC			1	100%	1
BAYFRONT CARDIOVASCULAR ASSOCIATES			1	100%	1
LabCorp L#09258295 M#09258285			1	100%	1
DR PHILLIPS CENTER FOR WELLNESS		1			1
MIAMI CHILDRENS HOSPITAL MIDTOWN OUTPATIENT CENTER			1	100%	1
ST. VINCENT HOSPITAL			1	100%	1
UNIVERSITY OF SOUTH FLORIDA			1	100%	1
GEORGETOWN URGENT CARE			1	100%	1

COVID-19: testing by laboratory

Data through Jan 4, 2021 verified as of Jan 5, 2021 at 09:25 AM

Data in this report are provisional and subject to change.

The numbers in the table below represent the number of Florida and non-Florida residents for whom test results were received by the Department of Health. A person can be tested by more than one laboratory and can have both positive and negative results. **Therefore, the sum of the numbers in each column will be larger than the total number of people tested.**

Reporting lab	Inconclusive	Negative	Positive	Percent positive	Total
UPMC NORTHWEST HOSPITAL			1	100%	1
MEMORIALCARE LONG BEACH MEDICAL CENTER			1	100%	1
MINUTECLINIC, LLC #1492		1			1
MEDEXPRESS URGENT CARE - SPRINGFIELD, COOLEY ST		1			1
WALGREENS #15291		1			1
SIMMONS			1	100%	1
Parkside Manor		1			1
CARSON NURSING AND REHABILITATION CENT		1			1
Rehab Select of Talladega		1			1
American Fork Care Center dba Heritage Care Center		1			1
TANGLEWOOD MANOR		1			1
HEALTH CARE SERVICES LC			1	100%	1
APOPKA FAMILY HEALTH CENTER			1	100%	1
BLOOD SYSTEMS LABORATORIES			1	100%	1
GOOD SAMARITAN SOCIETY-FOREST CITY		1			1
INNOVATIVE CARE II LLC			1	100%	1
BAYCARE OUTREACH LAB			1	100%	1
SHANDS JACKSONVILLE CLINICAL CENTER			1	100%	1
ABBOTT LABORATORIES - OCCUPATIONAL HEALTH SERVICES			1	100%	1
SYNAPSE ANALYTICAL LABS		1			1
MINUTECLINIC DIAGNOSTIC OF KANSAS, PC		1			1
ALLEGHENY GENERAL HOSPITAL			1	100%	1
SOUTHERN SPRINGS HEALTH CARE		1			1
LOUISIANA STATE LAB			1	100%	1
COMMUNITY PHYSICIANS OF NORTH PORT PA			1	100%	1
NAPHCARE INC		1			1
FLORIDA DEPARTMENT OF HEALTH IN LEE COUNTY			1	100%	1
ADVENTHEALTH MEDICAL GROUP FAMILY MEDICINE AT RDV		1			1
CHIPOLA QUICK CARE			1	100%	1
TREASURE COAST COMMUNITY HEALTH INC			1	100%	1
Macon Valley Nursing and Rehabilitation Center		1			1
Consulate Health Care of Tallahassee			1	100%	1
LRGHEALTHCARE		1			1
ACN PHYSICIANS GROUP CORP			1	100%	1
SOUTH DADE NURSING & REHABILITATION CENTER			1	100%	1
GOOD SAMARITAN HOSPITAL			1	100%	1
PROVIDENCE PORTLAND MEDICAL CENTER		1			1
AVON PARK CLUSTER		1			1
MINUTECLINIC INCORPORATE, LLC		1			1
LEHIGH MEDICAL AND RESEARCH CENTER, INC			1	100%	1
ALLIANCE LABORATORY SERVICES			1	100%	1
DIXIE COUNTY EMERGENCY SERVICES			1	100%	1
PHYSICIANS PREMIER			1	100%	1
YUMA REGIONAL MEDICAL CENTER			1	100%	1
LEELANAU OPCO, LLC		1			1
FRESENIUS SOUTH FORT MYERS		1			1
ALABAMA REFERENCE LAB			1	100%	1

COVID-19: testing by laboratory

Data through Jan 4, 2021 verified as of Jan 5, 2021 at 09:25 AM

Data in this report are provisional and subject to change.

The numbers in the table below represent the number of Florida and non-Florida residents for whom test results were received by the Department of Health. A person can be tested by more than one laboratory and can have both positive and negative results. **Therefore, the sum of the numbers in each column will be larger than the total number of people tested.**

Reporting lab	Inconclusive	Negative	Positive	Percent positive	Total
MINUTECLINIC DIAG OF IND, LLC #5369		1			1
Cerenity Senior Care-White Bear Lake		1			1
ADVENTHEALTH MEDICAL GROUP FAMILY AND INTERNAL			1	100%	1
BAPTIST HEALTH EXPRESS CARE			1	100%	1
BROOKDALE DESTIN			1	100%	1
Moab Regional Hospital			1	100%	1
FREDERICK AVENUE GROUP HOME	1				1
FIT4LIFE MEDICAL CENTER			1	100%	1
MINUTECLINIC DIAGNOSTIC OF NEW MEXICO LLC #7552	1				1
WILMINGTON NURSING AND REHAB			1	100%	1
ELEMENTS PHARMACY			1	100%	1
CHATSWORTH ASSISTED LIVING COMMUNITY AT PGA NATIONAL			1	100%	1
MINUTE CLINIC DIAGNOSTIC OF TN PC #64	1				1
PHYSICIANS URGENT CARE			1	100%	1
Crowne Place Assisted Living	1				1
ODYSSEY HEALTH CARE OF MARION COUNTY LLC	1				1
POUDRE VALLEY HOSPITAL			1	100%	1
WINKLER COURT			1	100%	1
COLLINS NURSING HOME	1				1
ASCENSION ST VINCENT'S MEDICAL CENTER			1	100%	1
MINUTECLINIC LLC (2335)	1				1
MEDAC AT PORTERS NECK			1	100%	1
WESTOX LABS	1				1
DAYTONA BEACH CENTRA CARE			1	100%	1
PHYSICIAN ASSOCIATES, LLC			1	100%	1
MADISON FACILITY INC			1	100%	1
WELLINGTON WEST 100176			1	100%	1
DEVITA		1			1
SUN CITY DIAGNOSTIC CENTER			1	100%	1
Kroger - KRO03400316			1	100%	1
TMH PHYSICIAN PARTNERS QUINCY			1	100%	1
BAYSIDE URGENT CARE CENTER INC			1	100%	1
EXACCARE KINGSTON, LLC			1	100%	1
MID-FLORIDA PATHOLOGY LLC - MOBILE UNIT # 3			1	100%	1
ALL PRO ORTHOPEDICS & SPORTS MEDICINE, PA			1	100%	1
LIZS ADULT CARE		1			1
BAPTIST MINOR MEDICAL CENTER			1	100%	1
Chateau Girardeau			1	100%	1
MEDEXPRESS URGENT CARE - WESTFIELD, E MAIN ST			1	100%	1
Cornerstone at the Ranch	1				1
SPRINGFIELD HOSPITAL			1	100%	1
HSRE-ASL CASSELBERRY TRS, LLC			1	100%	1
NORTH FLORIDA MEDICAL CENTERS INC	1				1
MANATEE MEMORIAL HOSPITAL CLINICAL LABORATORY			1	100%	1
LAKE CO SCHOOLS EMPLOYEE HEALTH & WELLNESS CENTER			1	100%	1
MIAMI-DADE COUNTY HEALTH DEPT.		1			1
SILVERMAN			1	100%	1

COVID-19: testing by laboratory

Data through Jan 4, 2021 verified as of Jan 5, 2021 at 09:25 AM

Data in this report are provisional and subject to change.

The numbers in the table below represent the number of Florida and non-Florida residents for whom test results were received by the Department of Health. A person can be tested by more than one laboratory and can have both positive and negative results. **Therefore, the sum of the numbers in each column will be larger than the total number of people tested.**

Reporting lab	Inconclusive	Negative	Positive	Percent positive	Total
SOUTHEASTERN PATHOLOGY ASSOCIATES			1	100%	1
SOUTH FLORIDA PEDIATRIC PARTNERS			1	100%	1
BRISTOL REGINAL MEDICAL CENTER			1	100%	1
US LABORATORIES			1	100%	1
Wedgewood Manor		1			1
Freedom Pointe at The Villages			1	100%	1
ONslow COUNTY HEALTH DEPARTMENT			1	100%	1
Raleigh Center (WV)			1	100%	1
MEDEXPRESS URGENT CARE - BROOKHAVEN		1			1
BAPTIST HEALTH MEDICAL PLAZA			1	100%	1
MEDEXPRESS URGENT CARE - BENTON		1			1
NEW YORK STATE DEPARTMENT OF HEALTH			1	100%	1
HELGEMO & LIOU PEDIATRICS			1	100%	1
GALVESTON COUNTY HEALTH DISTRICT			1	100%	1
SOUTHWEST REGIONAL PCR LABORATORY			1	100%	1
MID FLORIDA DERMATOLOGY ASSOCIATES PA			1	100%	1
MC DIAGNOSTIC OF CONNECTICUT, PC #114		1			1
MEMORIAL HEALTH UNIVERSITY MEDICAL CENTER			1	100%	1
FULGENT GENETICS HOUSTON		1			1
BAYOU URGENT CARE			1	100%	1
HEALTH GUAGE			1	100%	1
PALM BEACH DIABETES AND ENDOCRINE SPECIALISTS, PA			1	100%	1
VITAL CARE			1	100%	1
Orchid Cove at Naples			1	100%	1
CARESPOT - LEE VISTA			1	100%	1
Buena Vista Care Center		1			1
VANDERBILT UNIVERSITY MEDICAL CENTER			1	100%	1
MEDICAL CENTER			1	100%	1
MAINE HEALTH AND ENVIRONMENTAL TESTING LABORATORY			1	100%	1
DEVLIN MANOR NURSING AND REHABILITATION		1			1
NORWALK HOSPITAL			1	100%	1
OMNICARE PHARMACY OF TEXAS 1, LP		1			1
CHRISTUS SPOHN HOSPITAL			1	100%	1
BOLLES SCHOOL, THE			1	100%	1
Harris Hill Nursing Facility		1			1
BAPTIST HOSPITAL LABORATORY			1	100%	1
OVIEDO CHILDRENS HEALTH CENTER LLC		1			1
USCG AIR STATION CLEARWATER CLINIC			1	100%	1
EXCEL URGENT CARE OF NJ			1	100%	1
MERITER LABORATORIES			1	100%	1
LAKE VIEW COURT		1			1
WALGREENS # 12338		1			1
CITRUS HEALTH NETWORK INC			1	100%	1
Kroger - KRO01100688			1	100%	1
MINUTECLINIC DIAGNOSTIC OF WISCONSIN, LLC		1			1
BLACK STALLION WALK IN AND EXERCISE CLINICS LLC		1			1
GSM OCED Subsection			1	100%	1

COVID-19: testing by laboratory

Data through Jan 4, 2021 verified as of Jan 5, 2021 at 09:25 AM

Data in this report are provisional and subject to change.

The numbers in the table below represent the number of Florida and non-Florida residents for whom test results were received by the Department of Health. A person can be tested by more than one laboratory and can have both positive and negative results. **Therefore, the sum of the numbers in each column will be larger than the total number of people tested.**

Reporting lab	Inconclusive	Negative	Positive	Percent positive	Total
ADVENTHEALTH SENIOR CARE AT ORMOND			1	100%	1
MEDEXPRESS URGENT CARE - BENTONVILLE		1			1
Imperial Healthcare Centre			1	100%	1
KETTERING MEDICAL CENTER			1	100%	1
SHAH			1	100%	1
NDX-CORE LAB			1	100%	1
GEORGE WASHINGTON UNIVERSITY HOSPITAL			1	100%	1
Waters of Covington		1			1
Dulles Health and Rehab Center		1			1
HEALTH EXPRESS		1			1
MEDEXPRESS URGENT CARE - LEOMINSTER		1			1
FLAGLER CARE CENTER			1	100%	1
LEXINGTON HOSPITAL CORPORATION			1	100%	1
LAKE LURE HEALTH CENTER			1	100%	1
MINUTECLINIC DIAG OF IND, LLC #4368		1			1
MRMC LAB MICRO			1	100%	1
HUDSON REGIONAL HOSPITAL			1	100%	1
Arlington Care Center			1	100%	1
AVERA SACRED HEART HOSPITAL			1	100%	1
GRAND VILLA OF PINELLAS PARK			1	100%	1
BAPTIST HEALTH LEXINGTON			1	100%	1
ST FRANCIS MEDICAL CENTER			1	100%	1
MINUTE-CLINIC DIAGNOSTIC OF VIRGINIA,		1			1
KEY WEST BRANCH MEDICAL CLINIC			1	100%	1
LAB TEST KENDALL LLC		1			1
MEMORIAL HOSPITAL WEST			1	100%	1
VIVEX/UMTB BIOMEDICAL			1	100%	1
SPORTS MEDICINE CLINIC - U OF WYOMING			1	100%	1
LAKE PEDIATRICS			1	100%	1
CMC MERCY LABORATORY			1	100%	1
MARYLAND DEPARTMENT OF HEALTH AND MENTAL HYGIENE			1	100%	1
SAINT BARNABAS MEDICAL CENTER		1			1
Smg At Bridgewater Family Medicine		1			1
PEDIATRIC PARTNERS ZEPHYRHILLS			1	100%	1
LABORATORY COPRORATION OF AMERICA			1	100%	1
QUEST INC			1	100%	1
Heritage of Red Cloud		1			1
MEDEXPRESS URGENT CARE-BRENTWOOD		1			1
VA OUTPATIENT PHARMACY			1	100%	1
HEALTHCARE ASSOCIATES OF IRVING, LLP			1	100%	1
ROSLYN INTERNAL MEDICINE		1			1
Cortland Acres Association		1			1
MEDICAL ASSOCIATES OF CARTER		1			1
WEST DADE PEDIATRICS			1	100%	1
COMMUNITY			1	100%	1
NORTH PINELLAS CHILDRENS MEDICAL CENTER INC			1	100%	1
CITRONELLE HEALTH AND REHABILITATION CENTER		1			1

COVID-19: testing by laboratory

Data through Jan 4, 2021 verified as of Jan 5, 2021 at 09:25 AM

Data in this report are provisional and subject to change.

The numbers in the table below represent the number of Florida and non-Florida residents for whom test results were received by the Department of Health. A person can be tested by more than one laboratory and can have both positive and negative results. **Therefore, the sum of the numbers in each column will be larger than the total number of people tested.**

Reporting lab	Inconclusive	Negative	Positive	Percent positive	Total
SPRINGBROOK HOSPITAL			1	100%	1
NORTH FLORIDA EVALUATION AND TREATMENT CENTER		1			1
HOLYOKE MEDICAL CENTER			1	100%	1
FORT LOUDOUN PRIMARY CARE		1			1
IRA FIALKO DO			1	100%	1
PRIORITY CARE LLC			1	100%	1
MANSFIELD MEDICAL LODGE			1	100%	1
MAYO CLINIC BEACHES PRIMARY CARE CTR		1			1
Accordius Health at Gastonia			1	100%	1
SHAMRA MEDICAL LABORATORY			1	100%	1
SKY RIDGE MEDICAL CENTER - MICRO			1	100%	1
EXPRESS LAB LIVINGSTON			1	100%	1
DEPT OF VA MEDICAL CENTER - MIAMI			1	100%	1
LAS PALMAS MEDICAL CENTER			1	100%	1
Brio of Johnston		1			1
NEW MILFORD HOSPITAL			1	100%	1
MARYLAND DEPARTMENT OF HEALTH AND MENTAL HYGIENE-LABORATORIES			1	100%	1
USF PHYSICIANS GROUP			1	100%	1
FIU HEALTH CARE CENTER			1	100%	1
BROWARD TRANSITIONAL CENTER			1	100%	1
PATHOLOGY		1			1
MILFORD REGIONAL HOSPITAL			1	100%	1
MANOR CARE OF DELRAY BEACH FL LLC		1			1
CORNERSTONE PEDIATRICS			1	100%	1
COMPASSION PEDIATRIC URGENT CARE LLC			1	100%	1
NORTH SHORE HEMATOLOGY-ONCOLOGY ASSOCIATES PC		1			1
Hillside Manor Rehabilitation and Extended Care Center		1			1
CONSULATE HEALTH CARE OF VERO BEACH			1	100%	1
ST. JOHN HOSPITAL & MEDICAL CENTER			1	100%	1
CAROLINAS HEALTHCARE SYSTEM LAB			1	100%	1
CVS HEALTH, #5962		1			1
HILTON HEAD HOSPITAL/INPATIENT			1	100%	1
HELIX BIOMEDICS LLC			1	100%	1
TRUMAN MEDICAL CENTER - HOSPITAL HILL			1	100%	1
Community Care Center of Heritage House, LLC			1	100%	1
LAB. CORP. OF AMERICA			1	100%	1
MINUTECLINIC DIAGNOSTIC OF OHIO #4401		1			1
ALPHA CLINICAL LABORATORY CORP.			1	100%	1
Ramsey Village		1			1
SIGNATURE CARE MEMORIAL CITY			1	100%	1
MINUTECLINIC DIAGNOSTIC, PA		1			1
MINUTE CLINIC LLC #0169		1			1
DOCTORS CARE – GREER		1			1
UNIVERSITY OF MIAMI PRIMARY CARE SITE UMHC 3039			1	100%	1
PROVIDENCE HOSPITAL			1	100%	1
MERCY GENERAL HOSPITAL			1	100%	1
Medicalodges Neosho			1	100%	1

COVID-19: testing by laboratory

Data through Jan 4, 2021 verified as of Jan 5, 2021 at 09:25 AM

Data in this report are provisional and subject to change.

The numbers in the table below represent the number of Florida and non-Florida residents for whom test results were received by the Department of Health. A person can be tested by more than one laboratory and can have both positive and negative results. **Therefore, the sum of the numbers in each column will be larger than the total number of people tested.**

Reporting lab	Inconclusive	Negative	Positive	Percent positive	Total
MEDICAL PAVILION CLINIC			1	100%	1
VELOCITY URGENT CARE			1	100%	1
SUNY AT STONY BROOK			1	100%	1
MAINE CENTER FOR DISEASE CONTROL AND PREVENTION			1	100%	1
LAKELAND REGIONAL HEALTH PABLO			1	100%	1
Riverside Nursing & Rehabilitation Center		1			1
HIGHLAND PARK LAKEWOOD PRESTON HOLLOW			1	100%	1
SPECTRUM LABORATORY			1	100%	1
LAKEVIEW HEALTH CARE SYSTEM LLC			1	100%	1
MEDEXPRESS URGENT CARE-MT PLEASANT			1	100%	1
Broomall Manor		1			1
ADVANCE GASTROENTEROLOGY			1	100%	1
SPECIALTY DRUG TESTING			1	100%	1
OCEAN MEDICAL CENTER		1			1
WEST COAST CLINICAL LABS INC			1	100%	1
DESERT HOSPITAL/CPHU CLINICAL LABORATORY			1	100%	1
MINUTECLINIC DIAGNOSTIC OF RHODE ISLAN		1			1
LIFESPAN HEALTH - SELMER		1			1
EVENTIDE LUTHERAN HOME		1			1
KAISER PERMANENTE REGIONAL REFERENCE LABORATORY		1			1
ACCESS FAMILY CARE LLC			1	100%	1
AUGUSTA HEALTH CLINICAL LABORATORY			1	100%	1
ENVOY OF FORK UNION, LLC DBA ENVOY AT THE VILLAGE		1			1
CEPERO PEDIATRICS PA			1	100%	1
THEDACARE FAMILY MEDICINE GATEWAY			1	100%	1
SEBRING PEDIATRICS LLC			1	100%	1
LAURELLWOOD NURSING CENTER		1			1
VALLEY HOSPITAL MEDICAL CENTER		1			1
LAREDO EMERGENCY ROOM			1	100%	1
UNIVERISTY OF MIAMI			1	100%	1
MEDICAL ASSOCIATES OF PINELLAS - LAB			1	100%	1
CHRISTIANA HOSPITAL		1			1
PRISMA HEALTH TUOMEY LABORATORY			1	100%	1
SCIENCE CARE			1	100%	1
SOLARIS HEALTHCARE PLANT CITY		1			1
TALLAHASSEE MEMORIAL HEALTHCARE			1	100%	1
LAKE SUCCESS EXTENDED CARE		1			1
HOUSTON DEPARTMENT OF HEALTH AND HUMAN SERVICES			1	100%	1
PARKWAY REGIONAL MEDICAL CENTER LAB			1	100%	1
MEDICAL CITY NORTH HILLS			1	100%	1
PALOMAR MEDICAL CENTER			1	100%	1
FASTCARE LLC			1	100%	1
HERNANDO CHILDREN'S			1	100%	1
Southwest Louisiana Veterans Home			1	100%	1
ASCENSION ST VINCENT'S - WESTSIDE			1	100%	1
ST. MICHAEL'S ELITE HOSPITAL			1	100%	1
INNOVATIVE HEALTH DIAGNOSTIC OF CALIFORNIA			1	100%	1

COVID-19: testing by laboratory

Data through Jan 4, 2021 verified as of Jan 5, 2021 at 09:25 AM

Data in this report are provisional and subject to change.

The numbers in the table below represent the number of Florida and non-Florida residents for whom test results were received by the Department of Health. A person can be tested by more than one laboratory and can have both positive and negative results. **Therefore, the sum of the numbers in each column will be larger than the total number of people tested.**

Reporting lab	Inconclusive	Negative	Positive	Percent positive	Total
DISCOVERY AT HOME, LLC			1	100%	1
RAJ K PAI MD PA			1	100%	1
EAST RIDGE RETIREMENT VILLAGE INC		1			1
Chateau Living Center			1	100%	1
Lynwood		1			1
ST LUKES SURGICAL AT THE VILLAGES INC			1	100%	1
WILTON MANORS HEALTH & REHABILITATION CENTER			1	100%	1
SOUTHERN WINDS			1	100%	1
FAMILY MEDICAL CENTER		1			1
PEDIATRICS IN NORTH FLORIDA PA			1	100%	1
HAMILTON CI MAIN UNIT ANNEX/ WORK CAMP			1	100%	1
ST. MARY MEDICAL CENTER		1			1
ARLINGTON ADULT RESIDENTIAL FACILITY, INC			1	100%	1
MEMORIAL HERMANN SOUTHWEST HOSPITAL			1	100%	1
PSL JAX BEACH OPERATIONS LLC			1	100%	1
UNLIMITED MEDICAL SERVICES OF FL PL DBA		1			1
ANY LAB TEST FAST CORP			1	100%	1
HAWKEYE CARE CENTER DUBUQUE		1			1
LAKE BALDWIN			1	100%	1
ACCESS RECOVERY SOLUTIONS LLC			1	100%	1
HOLMES FAMILY PRACTICE PA			1	100%	1
DOCTORS HOSPITAL OF LAREDO			1	100%	1
DEACONESS URGENT CARE CENTER			1	100%	1
Kroger - KRO03500568			1	100%	1
QUALITY LAB			1	100%	1
ADVANCED MEDICAL LABORATORIES (AML)			1	100%	1
MD NOW URGENT CARE			1	100%	1
CONSOLIDATED			1	100%	1
SPECTRUM LUDINGTON			1	100%	1
ORMOND MEDICAL ARTS FAMILY PRACTICE PL			1	100%	1
ORLANDO HEALTH PHYSICIAN GROUP INC			1	100%	1
MINUTECLINIC DIAGNOSTIC MED GRP OF ORA			1	100%	1
MEDEXPRESS URGENT CARE - WEXFORD		1			1
JACKSONVILLE STATEFL			1	100%	1
ALLEGANY COUNTY DEPARTMENT OF HEALTH		1			1
TREASURE COAST MEDICAL CONCIERGE LLC			1	100%	1
NITIN BAWA PROFESSIONAL ASSOCIATES			1	100%	1
D PEDIATRICS		1			1
CVS MINUTE CLINIC #5836		1			1
HIBISCUS COURT			1	100%	1
MINUTECLINIC DIAGNOSTIC OF OHIO #2964		1			1
OCALA FAMILY MEDICAL CENTER		1			1
WESTON COUNTY HEALTH SERVICES			1	100%	1
BRANDON OUTREACH CLINIC			1	100%	1
ADVENTHEALTH CENTRA CARE PONCIANA			1	100%	1
HALIFAX HEALTH PRIMARY CARE ORMOND			1	100%	1
BIOMERIEUX			1	100%	1

COVID-19: testing by laboratory

Data through Jan 4, 2021 verified as of Jan 5, 2021 at 09:25 AM

Data in this report are provisional and subject to change.

The numbers in the table below represent the number of Florida and non-Florida residents for whom test results were received by the Department of Health. A person can be tested by more than one laboratory and can have both positive and negative results. **Therefore, the sum of the numbers in each column will be larger than the total number of people tested.**

Reporting lab	Inconclusive	Negative	Positive	Percent positive	Total
UNIVERSITY OF MIAMI SCCC RESEARCH LABORATORY			1	100%	1
ADVENTHEALTH PHYSICIAN GROUP – APPLEWOOD			1	100%	1
CARE POINT HEALTH AND WELLNESS CENTER		1			1
FHPG SURGICAL ASSOCIATES OF EAST PASCO			1	100%	1
MEDIPLUS CLINIC, INC			1	100%	1
FLORIDA DIGESTIVE AND LIVER SPECIALISTS			1	100%	1
CLINICAL LABORATORY DEPARTMENT			1	100%	1
PAUL C SCHWARTZ & MELVIN L WEIDMAN		1			1
CLINTON DRUG STORE		1			1
ADVENTHEALTH HOSPICE CARE CENTRAL FLORIDA		1			1
HANCOCK REGIONAL HOSPITAL		1			1
PROGRESS PHARMACY INC			1	100%	1
ANDREWS			1	100%	1
Princeton Place			1	100%	1
CULVER CITY URGENT CARE			1	100%	1
NASSAU COUNTY HEALTH DEPARTMENT		1			1
FLORIDA KEYS PED AND ADOLES CTR			1	100%	1
MIDWAY SPECIALTY CARE CENTER INC		1			1
RIVERTON CBOC			1	100%	1
LAKESIDE MEDICAL CENTER		1			1
FLORIDA MEDICAL CENTER			1	100%	1
HEALTH FIRST MEDICAL GROUP LLC			1	100%	1
MEDEXPRESS URGENT CARE - ROSS TOWNSHIP		1			1
RIVERSIDE METHODIST HOSPITAL LAB			1	100%	1
TALLAHASSEE PRIMARY CARE ASSOCIATES PA			1	100%	1
SOUTHERN HILLS MEDICAL CENTER			1	100%	1
LEHIGH PULMONARY ASSOCIATES			1	100%	1
IDAHO HEALTH DEPARTMENT			1	100%	1
QUEST DIAGNOSTICS CLINICAL LABORATORIES INC		1			1
TITUSVILLE CENTER FOR SURGICAL EXCELLENCE LLC		1			1
AVERA ST. MARY'S HOSPITAL			1	100%	1
GRACE HEALTHCARE OF LAKE WALES		1			1
Oakview Manor Health and Rehab		1			1
COOPER CLINIC			1	100%	1
DOCTORS AFTER HOURS URGENT CARE CENTER			1	100%	1
Rio Grande City Nursing and Rehab Center			1	100%	1
HERNANDO COUNTY HEALTH DEPT			1	100%	1
BHA TITUSVILLE CLINIC			1	100%	1
STEPHENS COUNTY HOSPITAL			1	100%	1
THE INTERNAL MEDICAL GROUP		1			1
MID FLORIDA COMMUNITY SERVICES			1	100%	1
BERKSHIRE MEDICAL CENTER			1	100%	1
BAYFRONT HEAL WOUND CARE AND HYPERBARIC CENTER			1	100%	1
Ash Flat Healthcare and Rehabilitation Center			1	100%	1
ENCOMPASS HEALTH REHABILITATION HOSPITAL OF LARGO			1	100%	1
TIMPANOGOS REGIONAL HOSPITAL			1	100%	1
LAKE REGIONAL HEALTH			1	100%	1

COVID-19: testing by laboratory

Data through Jan 4, 2021 verified as of Jan 5, 2021 at 09:25 AM

Data in this report are provisional and subject to change.

The numbers in the table below represent the number of Florida and non-Florida residents for whom test results were received by the Department of Health. A person can be tested by more than one laboratory and can have both positive and negative results. **Therefore, the sum of the numbers in each column will be larger than the total number of people tested.**

Reporting lab	Inconclusive	Negative	Positive	Percent positive	Total
FRASER MEMORIAL HOSPITAL			1	100%	1
DEPARTMENT OF HEALTH AND ENVIRONMENTAL CONTROL			1	100%	1
ST MARY'S OF SAGINAW		1			1
ATRIA TAMARAC			1	100%	1
CLEVELAND CLINIC OUTPATIENT LABORATORY			1	100%	1
PEACHEALTH LABORATORIES		1			1
Aspire Physical Recovery Center at Cahaba River		1			1
FRESENIUS MEDICAL CARE			1	100%	1
DIVERSICARE OF BIG SPRINGS		1			1
OMNI HEALTHCARE URGENT CARE			1	100%	1
GENESIS FAMILY PRACTICE			1	100%	1
YOUR HEALTH PEDIATRICS			1	100%	1
MERCY – NORTH IOWA			1	100%	1
MALUHIA		1			1
Eddy Memorial Geriatric Center		1			1
VANAJA SUREDDI MD PA			1	100%	1
Trucare Living Centers - Columbus		1			1
ASSISTED LIVING AT TREZEVANT		1			1
FLORIDA DEPARTMENT OF HEALTH PALM BEACH COUNTY			1	100%	1
CARING PROFESSIONAL HEALTH CARE LLC		1			1
BROOKSVILLE REGIONAL HOSPITAL			1	100%	1
FLORIDA HEART AND VASCULAR MULTISPECIALTY GROUP PA			1	100%	1
WMC HEALTH GROUP OF KISSIMMEE LLC			1	100%	1
MARQUETTE GENERAL HOSPITAL			1	100%	1
MID-FLORIDA CANCER CENTERS		1			1
VIRGINIA UROLOGY		1			1
BODYK			1	100%	1
Sears Coastal Nursing and Rehab		1			1
PLEASANT RIDGE MANOR WEST		1			1
KIDSVILLE PEDIATRICS III PA			1	100%	1
Crisp Regional Nursing and Rehab Center		1			1
FORT CAROLINE GARDENS, INC		1			1
FAMILY PRACTICE OF CENTRAL FLORIDA PA			1	100%	1
HEART HOSPITAL OF LAFAYETTE: EMERGENCY ROOM			1	100%	1
HARDIN MEMORIAL HOSPITAL - HEARTLAND PATHOLOGY CONSULTANTS			1	100%	1
AFTER HOURS PEDS			1	100%	1
EVANS FAMILY CARE PA			1	100%	1
LIFE CARE CENTER OF HILTON HEAD		1			1
UMHC HOLLYWOOD LABORATORY			1	100%	1
Portsmouth Health and Rehab			1	100%	1
MEDEXPRESS URGENT CARE - CONWAY		1			1
MEMORIAL HOSPITAL OF TAMPA			1	100%	1
JACK M MATHENY II MD			1	100%	1
UF HEALTH THE VILLAGES			1	100%	1
MEDEXPRESS URGENT CARE - RUSSELLVILLE, W MAIN ST		1			1
Alden North Shore			1	100%	1
TAMPA GENERAL MEDICAL GROUP LABORATORY HEALTHPARK			1	100%	1

COVID-19: testing by laboratory

Data through Jan 4, 2021 verified as of Jan 5, 2021 at 09:25 AM

Data in this report are provisional and subject to change.

The numbers in the table below represent the number of Florida and non-Florida residents for whom test results were received by the Department of Health. A person can be tested by more than one laboratory and can have both positive and negative results. **Therefore, the sum of the numbers in each column will be larger than the total number of people tested.**

Reporting lab	Inconclusive	Negative	Positive	Percent positive	Total
MICROBIOLOGY DEPARTMENT			1	100%	1
PCR DIAGNOSTICS			1	100%	1
EMERGENCY CARE SERVICES LAB AT JFK MEDICAL CENTER			1	100%	1
ACCURATE HEALTH SERVICES CORP			1	100%	1
RICHICHI FAMILY HEALTH			1	100%	1
LP ELIZABETHTON		1			1
TMH URGENT CARE CENTER			1	100%	1
CHP COVID-19 (TX)			1	100%	1
FAMILY PRACTICE ASSOCIATES		1			1
NHLS		1			1
MEDEXPRESS URGENT CARE - BECKLEY		1			1
ADVANCED MEDICAL RESEARCH CENTER LLC			1	100%	1
CARESPOT URGENT CARE		1			1
DOCTORS CARE OF PALM COAST			1	100%	1
Harbert Hills Academy Nursing Home		1			1
CLEVELAND HEARTLAB			1	100%	1
MEDICAL ARTS LABORATORY			1	100%	1
ANDREWS INSTITUTE AMBULATORY SURGERY CENTER		1			1
ADVENTHEALTH MEDICAL GROUP OBSTETRICS			1	100%	1
MERCYONE DES MOINES MEDICAL CENTER			1	100%	1
15 TO KNOW			1	100%	1
OCCUPATIONAL HEALTH CENTER		1			1
LANCASHIRE HALL NURSING AND REHABILITATION CENTER		1			1
CVS MINUTE CLINIC DIAG OF IND, LLC #6549		1			1
TMH FSU RAPID LABORATORY			1	100%	1
NORTHEAST FLORIDA HEALTH SERVICES			1	100%	1
CLINIC OF PEDIATRICS & GI MEDICINE INC			1	100%	1
KINGWOOD EMERGENCY HOSPITAL			1	100%	1
DIXITKUMAR N MODI MD PA			1	100%	1
CAH ACQUISITION COMPANY 11 LLC			1	100%	1
MINUTECLINIC, LLC #4682		1			1
MORNINGSIDE NURSING AND REHABILITATION		1			1
CONVENIENT MEDICAL AND HEALTH SERVICES			1	100%	1
MEDICAL CENTER OF CENTRAL GEORGIA			1	100%	1
SOUTH LAKE PEDIATRICS		1			1
UPSON REGIONAL MEDICAL CENTER			1	100%	1
RCA LABORATORY SERVICES LLC			1	100%	1
OHIO VALLEY MANOR NURSING &		1			1
CLERMONT HEALTH DEPARTMENT			1	100%	1
WALKIN MEDICAL URGENT CARE,NEW CITY			1	100%	1
TERRELL URGENT CARE			1	100%	1
SEASONS HOSPICE AND PALLIATIVE CARE OF			1	100%	1
UMMC MIDTOWN CAMPUS			1	100%	1
ILLINOIS DEPT OF PUBLIC HEALTH LABS			1	100%	1
DE TAR HOSPITAL			1	100%	1
BLUEWATER TOXICOLOGY			1	100%	1
WATERBURY HOSPITAL REFERENCE LAB			1	100%	1

COVID-19: testing by laboratory

Data through Jan 4, 2021 verified as of Jan 5, 2021 at 09:25 AM

Data in this report are provisional and subject to change.

The numbers in the table below represent the number of Florida and non-Florida residents for whom test results were received by the Department of Health. A person can be tested by more than one laboratory and can have both positive and negative results. **Therefore, the sum of the numbers in each column will be larger than the total number of people tested.**

Reporting lab	Inconclusive	Negative	Positive	Percent positive	Total
DOYLESTOWN HOSPITAL			1	100%	1
ADVENTHEALTH MEDICAL GROUP COMMUNITY MEDICINE			1	100%	1
RM PHARMACY SERVICES INC		1			1
NFRC CLINICAL LAB			1	100%	1
ANSWERS RESOURCE FACILITY		1			1
HACKENSACK UNIVERSITY MEDICAL CENTER		1			1
PREMIER FAMILY AND SPORTS MEDICINE LLC			1	100%	1
STARLING AT NOCATEE			1	100%	1
MEDEXPRESS URGENT CARE - MARTINSVILLE		1			1
PATHOLOGYT & LAB MEDICINE SERVICES			1	100%	1
TRIPLE O MEDICAL SERVICES INC			1	100%	1
MEDEXPRESS URGENT CARE - TOPEKA, SW WANAMAKER RD		1			1
Summit Medical Group Morristown Oncology		1			1
DAUGHTERS OF SARAH NURSING CENTER		1			1
WARE EXPRESS CARE			1	100%	1
CLINICAL TRIALS OF TAMPA LLC		1			1
AUTUMN HOUSE			1	100%	1
CELEBRATION FAMILY PHYSICIANS LLC			1	100%	1
BARRINGTON TERRACE NAPLES			1	100%	1
NORTH MIAMI BEACH SURGICAL CENTER			1	100%	1
VIVIAN SIMMONS FAMILY PRACTICE			1	100%	1
Good Samaritan Society - Albion		1			1
ST PETE DIRECT PRIMARY CARE		1			1
NORTH WEST FLORIDA DIAGNOSTIC ENOCRINOLOGY CLINIC			1	100%	1
RIDGE OPTUM FLORIDA			1	100%	1
ROCKLEDGE HEALTH & REHABILITATION CENTER			1	100%	1
OCALA RKC EAST HEMO #1			1	100%	1
INTEGRATED GENETICS SEQUENOM		1			1
SERENADES BY SONATA		1			1
Hackensack Univ Medical Center At Pasc		1			1
LEHIGH REGIONAL WOUND CENTER			1	100%	1
ROCKWALL URGENT CARE			1	100%	1
SUSAN F. WILLIAMS M.D., P.A.			1	100%	1
HUNT CLUB MEDICAL CARE			1	100%	1
LUMICO LIFE INSURANCE COMPANY		1			1
BENTLEY VILLAGE II			1	100%	1
NORTH SHORE MEDICAL CENTER - SALEM HOSPITAL			1	100%	1
Mercy Manor Transition Center			1	100%	1
THOMAS HOSPITAL			1	100%	1
CARTERSVILLE MEDICAL CENTER			1	100%	1
BRUCE S WEST MD			1	100%	1
ESOTERIC LAB			1	100%	1
Florence Home		1			1
MEDEXPRESS URGENT CARE - WALDORF, CRAIN HWY		1			1
DOC PAM PA		1			1
PENNY PEDIATRICS		1			1
EVERGREEN NURSING HOME		1			1

COVID-19: testing by laboratory

Data through Jan 4, 2021 verified as of Jan 5, 2021 at 09:25 AM

Data in this report are provisional and subject to change.

The numbers in the table below represent the number of Florida and non-Florida residents for whom test results were received by the Department of Health. A person can be tested by more than one laboratory and can have both positive and negative results. **Therefore, the sum of the numbers in each column will be larger than the total number of people tested.**

Reporting lab	Inconclusive	Negative	Positive	Percent positive	Total
FLORIDA HOSPITAL ORMOND BEACH			1	100%	1
HALIFAX FAMILY HEALTH CENTER			1	100%	1
Robert Wood Johnson University Hospital			1	100%	1
PEDIATRIC URGENT CARE CENTR OF FORT WORTH-LA GRAN			1	100%	1
MOUNT SINAI MEDICAL CENTER OF FLORIDA, INC			1	100%	1
NEW YORK PRESBYTERIAN HOSPITAL			1	100%	1
MED CHOICE CENTER OF NORTH MIAMI			1	100%	1
LANTANA HC LAB			1	100%	1
MINUTECLINIC # 21110			1	100%	1
NEW YORK CITY DEPARTMENT OF HEALTH			1	100%	1
TBI RESIDENTIAL SERVICES, INC.		1			1
CARDIAC AND VASCULAR CONSULTANTS MD PA		1			1
ST. LUKES HOSPITAL			1	100%	1
EAST TENNESSEE STATE UNIVERSITY		1			1
CVS MINUTE CLINIC DIAGNOSTIC MED GRP OF CAL		1			1
MEDICAL CLINIC OF HOUSTON			1	100%	1
Iron County Medical Care Facility		1			1
FLORIDA DEPARTMENT OF HEALTH IN CITRUS COUNTY		1			1
OAKMONT WEST- GREENVILLE SC		1			1
BREVARD FAMILY WALK IN CLINIC			1	100%	1
ABSOLUTE HEALTH INTERNAL MEDICINE AND PEDIATRICS		1			1
Regency Square			1	100%	1
WARD MEMORIAL HOSPITAL		1			1
PENINSULA REGIONAL MED CTR LAB			1	100%	1
WINDSOR MANOR			1	100%	1
APOLLOMDX LLC			1	100%	1
MINUTECLINIC LLC #5157			1	100%	1
ROBERTS WESLEYAN COLLEGE HEALTH CENTE		1			1
Garden View Care Center at Dougherty Ferry		1			1
MAHONEY PEDIATRICS PA			1	100%	1
SELF REGIONAL HEALTHCARE			1	100%	1
WATERS EDGE ELEMENTARY SCHOOL			1	100%	1
PEDIATRIC ASSOCIATES - MIAMI LAKES		1			1
INHEALTH LIFE SCIENCES LLC			1	100%	1
ELITE CARE			1	100%	1
URGENT DOC -NACOGODOCHES CLINIC			1	100%	1
Long Beach Care Center			1	100%	1
HAMILTON CHD		1			1
ARIZONA STATE LABORATORY			1	100%	1
SAINT ALPHONSUS REGIONAL MEDICAL CENTER			1	100%	1
APS-SUMMIT CARE PHARMACY, LLC DBA OMNICARE		1			1
A.G. Rhodes		1			1
NORDX			1	100%	1
PALM WEST INTERNIST PA			1	100%	1
BRIAN C GRINER MD LLC			1	100%	1
The Center at Centennial			1	100%	1
GREENTREE MEDICAL CENTER			1	100%	1

COVID-19: testing by laboratory

Data through Jan 4, 2021 verified as of Jan 5, 2021 at 09:25 AM

Data in this report are provisional and subject to change.

The numbers in the table below represent the number of Florida and non-Florida residents for whom test results were received by the Department of Health. A person can be tested by more than one laboratory and can have both positive and negative results. **Therefore, the sum of the numbers in each column will be larger than the total number of people tested.**

Reporting lab	Inconclusive	Negative	Positive	Percent positive	Total
COASTAL SKIN SURGERY AND DERMATOLOGY PL		1			1
AURORA CONSOLIDATED LABORATORY			1	100%	1
ADVANCED LABORATORY SERVICES			1	100%	1
FLORHAM PARK ENDOSCOPY CENTER		1			1
CVS HEALTH MINUTE CLINIC			1	100%	1
PHYSICIANS IMMEDIATE CARE			1	100%	1
CORPORATION OF AMERICA		1			1
MINUTE CLINIC DIAGNOSTICS OF IN, LLC #6252		1			1
GOLDING-GRANADO MEDICAL ASSOCIATES		1			1
STANDIFER PLACE		1			1
EDWARD HOSPITAL			1	100%	1
PALMS OF FT MYERS,THE			1	100%	1
UNIV OF NORTH ALABAMA HEALTH CENTER		1			1
PRACTITIONERS IN MOTION			1	100%	1
EH FARGO HOSPITAL LABORATORY			1	100%	1
UNITED HEALTHCARE			1	100%	1
PRIMARY CARE GROUP LLC		1			1
HAVASU REGIONAL MEDICAL CENTER			1	100%	1
Miller Health Care Center			1	100%	1
FLAGLER COUNTY BOARD OF COUNTY COMMISSIONERS			1	100%	1
MEDEXPRESS URGENT CARE - PATRICK STREE			1	100%	1
COMMONWEALTH OF VIRGINIA DIVISION OF CONSOLIDATED LABORATORY SERVICES			1	100%	1
LITTLE COMPANY OF MARY HOSPITAL			1	100%	1
SUNCOAST COMMUNITY HEALTH CENTERS INC		1			1
MIAMI RESCUE MISSION CLINIC INC			1	100%	1
PEDIATRIC ASSOCIATES - DORAL			1	100%	1
Florida Baptist Retirement Center		1			1
FLORIDA HOSPITAL LAB			1	100%	1
Mill Valley Care Center		1			1
FAITH FAMILY PRACTICE			1	100%	1
ALLIED PHYSICIANS GROUP		1			1
SANTA BARABARA ALF LLC (THE WINDSOR)			1	100%	1
MOUNT SINAI MEDICAL CENTER AVENTURA ER			1	100%	1
RIVERSIDE MEDICAL CENTER		1			1
BAPTIST HOSPITAL EAST			1	100%	1
KEY WEST HMA PHYSICIAN MANAGEMENT, LLC			1	100%	1
CURELOGICS WOUND CARE & HYPERBARIC CENTER		1			1
FLAGLER PROFESSIONAL HEALTH CARE SERVICES INC		1			1
Chestnut Ridge Nursing & Rehab		1			1
MED TECH CLINICAL LABORATORY		1			1
NANCY M WORTHINGTON MD PA			1	100%	1
OHIOHEALTH URGENT CARE			1	100%	1
LADY OF THE SEA HOSPITAL LAB			1	100%	1
SHELL POINT HOME HEALTH			1	100%	1
RIDGEFIELD PEDIATRIC ASSOCIATES		1			1
ORLANDO HEALTH PHYSICIAN GROUP			1	100%	1
USC VERDUGO HILLS HOSPITAL			1	100%	1

COVID-19: testing by laboratory

Data through Jan 4, 2021 verified as of Jan 5, 2021 at 09:25 AM

Data in this report are provisional and subject to change.

The numbers in the table below represent the number of Florida and non-Florida residents for whom test results were received by the Department of Health. A person can be tested by more than one laboratory and can have both positive and negative results. **Therefore, the sum of the numbers in each column will be larger than the total number of people tested.**

Reporting lab	Inconclusive	Negative	Positive	Percent positive	Total
SOUTH FLORIDA BAPTIST HOSPITAL			1	100%	1
CHIEFLAND MEDICAL CENTER			1	100%	1
PARK AVENUE PEDIATRICS PC		1			1
Signature Healthcare of Georgetown		1			1
BL DIAGNOSTICS LLC			1	100%	1
HABANA HEALTH CARE CENTER			1	100%	1
441 URGENT CARE CENTER - BROWNWOOD			1	100%	1
WAYNE COUNTY PUBLIC HEALTH		1			1
GATEWAY LABORATORIES		1			1
Heritage Health of Peru			1	100%	1
SWEDISH COVENANT HOSPITAL			1	100%	1
BROOKSHIRE, THE			1	100%	1
TRUCARE LIVING CENTERS - SELMA			1	100%	1
UHEALTH CORAL SPRINGS			1	100%	1
BRONSON METHODIST HOSPITAL			1	100%	1
The Evangelical Lutheran Good Samaritan Society Prescott Village		1			1
ACCESS HEALTH CARE PHYSICIANS LLC			1	100%	1
MINUTECLINIC DIAGNOSTIC OF KENTUCKY		1			1
FLORIDA STATE UNIVERSITY HEALTH SERVICES			1	100%	1
CENTRAL TX URGENT CARE			1	100%	1
NORTH FL SOUTH GA HCS-LAKE CITY			1	100%	1
DUKE HEALTH REGIONAL HOSPITAL			1	100%	1
ALLIED PEDIATRICS & FAMILY MEDICINE			1	100%	1
SHELBYVILLE HOSPITAL COMPANY		1			1
DEL PRADO MEDICAL CENTER, INC		1			1
CRANES VIEW LODGE			1	100%	1
WEILL CORNELL MEDICAL ASSOCIATES - EAST SIDE		1			1
NORTH SHORE HEMATOLOGY-ONCOLOGY ASSOCIATES		1			1
WYOMING COUNTY DEPARTMENT OF HEALTH		1			1
SANFORD LABORATORIES WATERTOWN			1	100%	1
SPINE & PAIN CONSULTANT PLLC		1			1
ORMC-ARDEN/EOI			1	100%	1
Heartland of Perrysburg		1			1
LSU MEDICAL CENTER			1	100%	1
SOUTHWEST ORLANDO FAMILY MEDICINE, PL			1	100%	1
Mountain View Manor			1	100%	1
EAST FL CORE LAB			1	100%	1
PELICAN STATE OUTPATIENT CENTER			1	100%	1
MINUTE CLINIC LLC #10203		1			1
CUSTOM SCRIPTS PHARMACY		1			1
PINNACLE DIALYSIS		1			1
MOORE CLINICAL RESEARCH INC			1	100%	1
COVID TESTING LLC			1	100%	1
HATLEY HEALTH CARE, INC		1			1
SOUTHWOOD NURSING & RETIREMENT CENTER		1			1
MINUTECLINIC #8760		1			1
TMH CANCER CENTER LABORATORY			1	100%	1

COVID-19: testing by laboratory

Data through Jan 4, 2021 verified as of Jan 5, 2021 at 09:25 AM

Data in this report are provisional and subject to change.

The numbers in the table below represent the number of Florida and non-Florida residents for whom test results were received by the Department of Health. A person can be tested by more than one laboratory and can have both positive and negative results. **Therefore, the sum of the numbers in each column will be larger than the total number of people tested.**

Reporting lab	Inconclusive	Negative	Positive	Percent positive	Total
STEWART MEDICAL GROUP INC			1	100%	1
NORTHEAST TEXAS DIALYSIS		1			1
WILSON MEMORIAL HOSPITAL			1	100%	1
MEMORIAL HOSPITAL - BELLEVILLE			1	100%	1
SARASOTA MEDICAL CENTER			1	100%	1
THE EDGEWATER AND WATERMAN VILLAGE			1	100%	1
FLORIDA SCHOOL FOR THE DEAF AND THE BLIND			1	100%	1
NORTH RIVER FAMILY HEALTH CENTER			1	100%	1
MEDEXPRESS-DOVER		1			1
SOUTHEASTERN HEALTH FACILITES, INC		1			1
BROOKDALE PALM COAST		1			1
JOSHUA E CHESIR MD		1			1
ROYAL OAK MEDICAL CENTER LLC DBA CHARACTER FAMILY			1	100%	1
SOUTHWOOD HEALTHCARE CENTER		1			1
BRIDGE DIAGNOSTICS			1	100%	1
ADVENTHEALTH MEDICAL GROUP SENIOR HEALTH AT			1	100%	1
GRAND VILLA OF LAKELAND		1			1
FRESENIUS KIDNEY CARE DUNEDIN			1	100%	1
JMC TALLAHASSEE, LLC			1	100%	1
MEDEX CLINIC LLC			1	100%	1
BAYCARE OUTREACH LAB AT NEW TAMPA			1	100%	1
WINCHESTER HOSPITAL			1	100%	1
WALKONCLINIC			1	100%	1
BOULDER COMMUNITY HOSPITAL			1	100%	1
The Pines at Poughkeepsie Center for Nursing and Rehabilitation		1			1
CARESOUTH HHA HOLDINGS OF THE TREASURE COAST LLC			1	100%	1
CQUENTIA NGS, LLC			1	100%	1
EASTERN FLORIDA STATE COLLEGE - PALM BAY CAMPUS□			1	100%	1
GIFFORD MEMORIAL HOSPITAL		1			1
PARRISH MEDICAL GROUP			1	100%	1
MEDEXPRESS URGENT CARE, LANCASTER WEST		1			1
MINUTECLINIC DIAGNOSTIC OF TEXAS LLC		1			1
DECATUR MORGAN HOSPITAL - DECATUR GENE		1			1
UNIVERSITY OF BALTIMORE WASHINGTON MEDICAL CENTER			1	100%	1
CYPRESS VILLAGE REHAB CENTER		1			1
REEVES COUNTY HOSPITAL DISTRICT			1	100%	1
MDS PHARMA SERVICES		1			1
Eagle Health and Rehabilitation		1			1
UNIVERSITY COMMUNITY HEALTH SERVICES			1	100%	1
SANTA CLARA VALLEY MEDICAL CENTER			1	100%	1
STEWART FLORIDA ALF, INC			1	100%	1
PINEVILLE PHARMACY			1	100%	1
WELLMED AT FORT PIERCE		1			1
GAMMA HEALTHCARE, INC		1			1
OAKMONTE VILLAGE OF DAVIE			1	100%	1
FRESENIUS KIDNEY CARE FORT WALTON BEACH			1	100%	1
NABI		1			1

COVID-19: testing by laboratory

Data through Jan 4, 2021 verified as of Jan 5, 2021 at 09:25 AM

Data in this report are provisional and subject to change.

The numbers in the table below represent the number of Florida and non-Florida residents for whom test results were received by the Department of Health. A person can be tested by more than one laboratory and can have both positive and negative results. **Therefore, the sum of the numbers in each column will be larger than the total number of people tested.**

Reporting lab	Inconclusive	Negative	Positive	Percent positive	Total
LOGAN COUNTY HOSPITAL			1	100%	1
INLET CONCIERGE MEDICINE			1	100%	1
MIAMI VASCULAR SURGERY			1	100%	1
MANASOTA PEDIATRICS			1	100%	1
AMD			1	100%	1
GADSDEN FAMILY PRACTICE		1			1
PALM SPRINGS GENERAL HOSPITAL			1	100%	1
MEDEXPRESS URGENT CARE, EDWARDSVILLE		1			1
ONPOINT URGENT CARE			1	100%	1
PORT ORANGE NURSING & REHAB			1	100%	1
BOSTON MEDICAL CENTER			1	100%	1
MEDEXPRESS URGENT CARE - ANDERSON		1			1
POETS WALK SARASOTA			1	100%	1
FIVE STAR PREMIER RESIDENCES OF POMPANO BEACH			1	100%	1
KNOX COMMUNITY HOSPITAL			1	100%	1
CORNERSTONE OF RECOVERY INC		1			1
LIFE CARE CENTER OF GWINNETT		1			1
PUTNAM CO HOSPITAL-D/B/A ASBURY TOWERS		1			1
MARINA DEL REY HOSPITAL LAB			1	100%	1
SHANNON CLARK OD, PA			1	100%	1
WELLCARE URGENT CARE			1	100%	1
SIGNATURE CARE MIDLAND			1	100%	1
LOUNDY		1			1
DAVID LAWRENCE CENTER INC			1	100%	1
HELEN HAYES HOSPITAL LABORATORY		1			1
BRIDGEWATER PARK ASSISTED LIVING LLC			1	100%	1
ISLANDS ASSISTED LIVING FACILITY,THE			1	100%	1
ORANGE PEDIATRICS PA			1	100%	1
WALGREENS #06025		1			1
HARDEE COUNTY FIRE RESCUE		1			1
PLANT CITY FAMILY CARE		1			1
NEBRASKA DEPARTMENT OF HEALTH AND HUMAN SERVICES			1	100%	1
C V S / PHARMACY #4396		1			1
MIDDLEBURG PEDIATRICS			1	100%	1
SUNCREST OMNI		1			1
NEIGHBORCARE PHARMACY SERVICES		1			1
El Paso Health Care Center			1	100%	1
PRINCIPLE DIAGNOSTICS LLC			1	100%	1
DEPARTMENT OF HEALTH SERVICES			1	100%	1
PINELLAS 1 HOME HEALTH CARE CORP		1			1
NEMOURS CHILDREN'S PRIMARY CARE, ST CLOUD			1	100%	1
Garden Isle Healthcare and Rehabilitation Center		1			1
BAPTIST EMERGENCY HOSPITAL KELLY			1	100%	1
SOUTH FLORIDA DIALYSIS CENTER			1	100%	1
NASSAU COUNTY HEALTH DEPARTMENT-FERNANDINA BEACH C		1			1
BOCA CIEGA CENTER			1	100%	1
BLANCHARD VALLEY HOSPITAL LABORATORY			1	100%	1

COVID-19: testing by laboratory

Data through Jan 4, 2021 verified as of Jan 5, 2021 at 09:25 AM

Data in this report are provisional and subject to change.

The numbers in the table below represent the number of Florida and non-Florida residents for whom test results were received by the Department of Health. A person can be tested by more than one laboratory and can have both positive and negative results. **Therefore, the sum of the numbers in each column will be larger than the total number of people tested.**

Reporting lab	Inconclusive	Negative	Positive	Percent positive	Total
FAMILY MEDICINE MEDICAL DRIVE		1			1
MEDTOWN PHARMACY			1	100%	1
Falmouth By The Sea			1	100%	1
PORTSMOUTH REG. HOSPITAL			1	100%	1
Community Compassion Center of Batesville			1	100%	1
GOOD SAMARITAN SOCIETY - DE SMET		1			1
GOSHEN MEDICAL CENTER			1	100%	1
MINUTECLINIC DIAGNOSTICS OF OKLAHOMA		1			1
MEDEXPRESS URGENT CARE - DANVILLE		1			1
PUBLIX PHARMACY #0332		1			1
LEE MEMORIAL HOSPITAL OUTPATIENT SURGERY CENTER			1	100%	1
MISSOURI DEPARTMENT OF HEALTH AND SENIOR SERVICES - STATE PH LAB		1			1
Seal Rock Healthcare		1			1
MEDEXPRESS URGENT CARE-MEADVILLE			1	100%	1
SISTERS MISSION			1	100%	1
SAINT JOSEPH'S HOSPITAL AND MEDICAL CENTER		1			1
VILLAGES HEALTH SYSTEM, LLC, THE			1	100%	1
Victory Health and Rehabilitation			1	100%	1
MINUTECLINIC DIAGNOSTIC OF OHIO #6139		1			1
BLUFFTON HEALTH CENTER			1	100%	1
BSA PHYSICIANS GROUP, INC D/B/A BSA FAMILY MEDICAL			1	100%	1
ADVANCED URGENT CARE CENTER			1	100%	1
Kingston Care Center of Fort Wayne		1			1
STANLY REGIONAL MEDICAL CENTER			1	100%	1
DEVANSH LAB WERKS		1			1
FLEMING ISLAND CENTER FOR CLINICAL RESEARCH		1			1
FLORIDA MEDICAL CLINIC, LLC			1	100%	1
SOUTHEAST MISSOURI HOSPITAL		1			1
TITUSVILLE TOWERS ASSISTED LIVING		1			1
ORDRS, INC.			1	100%	1
NICKLAUS CHILDREN'S DORAL OUTPATIENT CENTER			1	100%	1
ACCESS MEDICAL GROUP OF TAMPA INC			1	100%	1
CARSON NURSING AND REHABILITATION CENTER		1			1
MEDERI CARETENDERS VS OF SE FL LLC DBA			1	100%	1
AKRON GENERAL MEDICAL CENTER MAIN		1			1
JUPITER PEDIATRIC ASSOCIATES, PA			1	100%	1
ADVANCE FAMILY PRACTICE LLC□			1	100%	1
GENESIS HEALTH SYSTEM			1	100%	1
FREEPORT ER DOX URGENT CARE		1			1
BUFFALO CROSSINGS HEALTHCARE AND REHABILITATION CENTER			1	100%	1
MINUTE CLINIC INCORPORTE		1			1
MINUTECLINIC, LLC #1452		1			1
WINDSOR WOODS REHAB & HEALTHCARE CTR			1	100%	1
COSTCO PHARMACY #1023			1	100%	1
MEDICAL LIFE-INC GUIDEWELL EMERGENCY MEDICINE			1	100%	1
MID FLORIDA BIOLOGICALS			1	100%	1
BROOKS -TLC HOSPITAL SYSTEM			1	100%	1

COVID-19: testing by laboratory

Data through Jan 4, 2021 verified as of Jan 5, 2021 at 09:25 AM

Data in this report are provisional and subject to change.

The numbers in the table below represent the number of Florida and non-Florida residents for whom test results were received by the Department of Health. A person can be tested by more than one laboratory and can have both positive and negative results. **Therefore, the sum of the numbers in each column will be larger than the total number of people tested.**

Reporting lab	Inconclusive	Negative	Positive	Percent positive	Total
MERITUS MEDICAL CENTER			1	100%	1
XSTREMEMD			1	100%	1
Remarkable Healthcare Dallas			1	100%	1
DOCTORS CARE - AIKEN MALL			1	100%	1
ROSECASTLE OF JACKSONVILLE LLC			1	100%	1
Kroger - KR070300083			1	100%	1
Maple Lane Nursing Home		1			1
COVENANT HEALTH		1			1
WELLMED AT LINEBAUGH AVE			1	100%	1
MID-FLORIDA PATHOLOGY LLC		1			1
TITUSVILLE REHABILITATION AND NURSING CENTER		1			1
ARCADIA DIALYSIS CENTER			1	100%	1
BMC/NASSAU			1	100%	1
PARKLAND HEALTH & HOSPITAL			1	100%	1
SPARTANBURG REGIONAL MEDICAL CENTER			1	100%	1
NHC Chattanooga			1	100%	1
RAPID CITY REGIONAL HOSPITAL -579 ATTN. LABORATORY		1			1
COMMUNITY MEDICAL CENTER-ORANGE CITY		1			1
JACKSON MADISON CO. GEN. HOSPITAL			1	100%	1
TEVAPHARM			1	100%	1
RIVIERA BEACH HEALTH CENTER LAB			1	100%	1
HALEYVILLE HEALTH CARE CENTER		1			1
DOCTORS HEARING			1	100%	1
MEDEXPRESS URGENT CARE - DERBY N ROCK		1			1
BAYCARE OUTREACH LAB WH SOUTH			1	100%	1
SURGERY CENTER, THE			1	100%	1
CROSSROADS URGENT CARE PLLC		1			1
MEDEXPRESS URGENT CARE - FORT SMITH		1			1
TAYLOR MANOR		1			1
FLORIDA CLINICAL LABORATORY INC DBA			1	100%	1
HALIFAX HEALTH PRIMARY CARE			1	100%	1
NATIONAL INSTITUTES OF HEALTH CLINICAL CENTER			1	100%	1
MINUTE CLINIC DIAGNOSTIC PA			1	100%	1
GENESIS MICROBIOLOGY LAB		1			1
LAKEWOOD RANCH MEDICAL CENTER CLINICAL LAB			1	100%	1
MOUNT SINAI COMPREHENSIVE CANCER CENTER			1	100%	1
ORLANDO HEALTH MEDICAL GROUP			1	100%	1
GRAND VILLA OF NEW PORT RICHEY			1	100%	1
BIOMAT ORLANDO		1			1
HARBORCHASE OF VILLAGES CROSSING			1	100%	1
San Antonio Residence and Rehabilitation Center		1			1
ALLIANCE MD DIRECT PRIMARY CARE			1	100%	1
LAKEVIEW REGIONAL HOSPITAL			1	100%	1
LITTLE FALLS HOSPITAL LABORATORY		1			1
ATRIA WILLOW WOOD			1	100%	1
WEST VIRGINIA UNIVERSITY HOSPITALS			1	100%	1
MEDERI CARETENDERS			1	100%	1

COVID-19: testing by laboratory

Data through Jan 4, 2021 verified as of Jan 5, 2021 at 09:25 AM

Data in this report are provisional and subject to change.

The numbers in the table below represent the number of Florida and non-Florida residents for whom test results were received by the Department of Health. A person can be tested by more than one laboratory and can have both positive and negative results. **Therefore, the sum of the numbers in each column will be larger than the total number of people tested.**

Reporting lab	Inconclusive	Negative	Positive	Percent positive	Total
Vi at Aventura		1			1
LIBERTY HEALTH CENTER			1	100%	1
CLEVELAND CLINIC AKRON GENERAL			1	100%	1
EAST END PEDIATRICS		1			1
SAINT JOSEPHS HOSPITAL OF ATLANTA			1	100%	1
SUNSHINE GARDENS		1			1
ACCOMPLISHED HOME CARE		1			1
ADVENTHEALTH MEDICAL GROUP UROLOGY AT EAST ORLANDO		1			1
EASTMAN HEALTHCARE & REHAB		1			1
HUNEYCUTT FAMILY PRACTICE			1	100%	1
MY URGENT CARE CLINIC			1	100%	1
ATHENS LIMESTONE HOSPITAL		1			1
CONWAY MEDICAL CENTER			1	100%	1
BROOKDALE OF SPRING HILL		1			1
OUCH URGENT CARE			1	100%	1
MINUTE CLINIC DIAGNOSTIC OF VIRGINIA, LLC #6292		1			1
CROSS CREEK HEALTH CARE		1			1
HARBOR BEACH NURSING AND REHABILITATION CENTER			1	100%	1
SEACOAST PATHOLOGY PROFESSIONAL ASSOC		1			1
REGIONAL MEDICAL LABORATORY			1	100%	1
PUBLIC HEALTH LABORATORIES			1	100%	1
PRIMEX CLINICAL LABORATORIES INC			1	100%	1
TMH PHYSICIAN PARTNERS			1	100%	1
LOWER KEYS COMMUNITY HEALTH CENTER			1	100%	1
CFCH - FROSTPROOF			1	100%	1
CHESAPEAKE REGIONAL MEDICAL CENTER			1	100%	1
INTERNAL MEDICINE GROUP OF CENTRAL FLORIDA			1	100%	1
HCL LABORATORIES			1	100%	1
JOSEPH SCHENKER MD PC		1			1
BIOLOGICAL AND CHEMICAL EMERGENCIES LABORATORY			1	100%	1
STONECREST MEDICAL CENTER		1			1
LAKE MARY OPTUM FLORIDA			1	100%	1
OAK HAVEN REHAB AND NURSING CENTER			1	100%	1
MAYO CLINIC OUTPATIENT DIALYSIS CENTER			1	100%	1
CORDOVA FAMILY PRACTICE			1	100%	1
CANDLER HOSPITAL			1	100%	1
ATHENA CARE RESOURCES LLC		1			1
PALM BAY URGENT CARE PL		1			1
Avante at Orlando		1			1
COLONIAL VILLA GOOD SAMARITAN CENTER		1			1
Carington Park			1	100%	1
PM PEDIATRICS OF SELDEN, PLLC		1			1
EASTSIDE MEDICAL CLINIC		1			1
EDGAR PRICE FAMILY & CHILDREN HEALTHCARE CENTER			1	100%	1
Senatobia Healthcare & Rehab		1			1
PEBBLEBROOK PHARMACY		1			1
MINUTECLINIC DIAG OF IND, LLC #6697		1			1

COVID-19: testing by laboratory

Data through Jan 4, 2021 verified as of Jan 5, 2021 at 09:25 AM

Data in this report are provisional and subject to change.

The numbers in the table below represent the number of Florida and non-Florida residents for whom test results were received by the Department of Health. A person can be tested by more than one laboratory and can have both positive and negative results. **Therefore, the sum of the numbers in each column will be larger than the total number of people tested.**

Reporting lab	Inconclusive	Negative	Positive	Percent positive	Total
UCH LAB			1	100%	1
CHILDRENS SPECIALIST PEDIATRIC PULMMOLOGY & PENSACOLA PATHOLOGY		1	1	100%	1
Bayou Vista Community Care Center			1	100%	1
DONALSONVILLE HOSPITAL			1	100%	1
CARENOW URGENT CARE-HENDERSONVILLE		1			1
Oregon Veterans Home The Dalles		1			1
SANTA MONICA CA-UCLA MC			1	100%	1
PROGRESSIVE MEDICAL RESEARCH			1	100%	1
ST. PETERSBURG PEDIATRICS-SEMINOLE			1	100%	1
CAREWELL 203			1	100%	1
HOUSTON METHODIST HOSPITAL			1	100%	1
Manor Care of Dallastown d/b/a ManorCare Health Services - Dallastown		1			1
CELEBRATION HOSPITAL			1	100%	1
Central Park Healthcare & Rehabilitation Center		1			1
SONNI'S PEDIATRICS			1	100%	1
SANTA ROSA PEDIATRICS			1	100%	1
TENNOVA HEALTHCARE - CLEVELAND			1	100%	1
Arch Plaza Nursing and Rehabilitation Center			1	100%	1
ALPHA 1 ANTITRYPSIN RESEARCH PROGRAM			1	100%	1
MEMORIAL HEALTH SYSTEM		1			1
ER NEAR ME HULEN		1			1
CENTRAL FLORIDA PRIMARY CARE			1	100%	1
Good Samaritan Society Waukon		1			1
DSI LABORATORIES-NAPLES-7TH			1	100%	1
SUMMIT LABORATORY			1	100%	1
PANCARE HEALTH - HOSFORD SCHOOL			1	100%	1
CHOTA COMMUNITY HEALTH SERVICES		1			1
CENTRAL FLORIDA HOSPITALIST			1	100%	1
SUMMERFIELD PAIN MANAGEMENT			1	100%	1
AMI ST FRANCIS HOSPITAL LABORATORY			1	100%	1
MEMORIAL HOSPITAL MIRAMAR WAIVED TESTING			1	100%	1
ARDEN COURTS OF SEMINOLE			1	100%	1
LAKELAND MEDICAL CENTER			1	100%	1
Alden Lincoln Park			1	100%	1
PEDIATRIC ASSOCIATES - JACKSONVILLE			1	100%	1
LUVERNE HEALTH AND REHABILITATION		1			1
JOHNSON & JOHNSON VISION CARE-VISTAKON			1	100%	1
CLERMONT PEDIATRICS, PA			1	100%	1
HARRIS URGENT CARE CENTER			1	100%	1
POPLAR HEALTHCARE			1	100%	1
FLORIDA DEPARTMENT OF HEALTH IN ESCAMBIA COUNTY		1			1
Ravenwood Speciality Care		1			1
WillowBrooke Court at Westminster Village		1			1
HAYS CLINICAL LAB			1	100%	1
PROGENESIS INC			1	100%	1
WINTER GARDEN CHILDREN'S HEALTH CENTERS			1	100%	1

COVID-19: testing by laboratory

Data through Jan 4, 2021 verified as of Jan 5, 2021 at 09:25 AM

Data in this report are provisional and subject to change.

The numbers in the table below represent the number of Florida and non-Florida residents for whom test results were received by the Department of Health. A person can be tested by more than one laboratory and can have both positive and negative results. **Therefore, the sum of the numbers in each column will be larger than the total number of people tested.**

Reporting lab	Inconclusive	Negative	Positive	Percent positive	Total
ADVANCED INDIVIDUALIZED MEDICINE OF NAPLES			1	100%	1
AZALEALAND NURSING HOME		1			1
SOUTH MIAMI HOSPITAL			1	100%	1
NORTHERN KENTUCKY HEALTH DEPARTMENT			1	100%	1
SARASOTA MEMORIAL HOSPITAL		1			1
Peninsula Nursing and Rehabilitation Center		1			1
ALIMETRIX INC		1			1
SACRED HEART MEDICAL CENTER			1	100%	1
ASHLEY CLINICAL DIAGNOSTIC LABORATORY			1	100%	1
MEDICAL ASSOCIATES OF BREVARD LLC		1			1
FLORIDA CLINICAL RESEARCH CENTER, LLC			1	100%	1
ROYAL PALM PEDIATRICS			1	100%	1
PRIME CARE FAMILY MEDICINE			1	100%	1
PM PEDIATRICS OF BAYSIDE, PLLC - RIVE		1			1
LIFELINK TRANSPLANT INSTITUTE LAB			1	100%	1
CENTRAL CAROLINA HOSPITAL			1	100%	1
NEW YORK UNIVERSITY MEDICAL CENTER			1	100%	1
NEW HORIZON PRIMARY CARE LLC			1	100%	1
AMERICAN LAB LLC		1			1
2504-HOMEWOOD		1			1
COVE AT THE MARBELLA,THE			1	100%	1
PALM BEACH DIABETES & ENDOCRINE SPECIALISTS PA			1	100%	1
MINUTECLINIC #2797		1			1
Parkview Care Center			1	100%	1
GUIDEWELL EMERGENCY MEDICINE DOCTORS LLC #33			1	100%	1
HEALGEN SCIENTIFIC			1	100%	1
HIGHLANDS URGENT CARE			1	100%	1
CERMAK HEALTH SERVICES			1	100%	1
WALGREENS #10308		1			1
METRO HEALTH HOSPITAL LABORATORY		1			1
MEDEXPRESS URGENT CARE - LINCOLN		1			1
STRINGFELLOW MEMORIAL HOSPITAL		1			1
FAIRVIEW SOUTHDALE			1	100%	1
ADVANCED RESEARCH AND DIAGNOSTIC LABORATORY UNIVERSITY OF MINNESOTA			1	100%	1
HOME AIDE SVC OF EASTERN NY INC D/B/A		1			1
MINUTECLINIC DIAG OF IND LLC #1367		1			1
SACRED HEART HEALTH SYSTEM- MIDWIFE PROGRAM			1	100%	1
BERGEN NEW BRIDGE M		1			1
MEDEXPRESS - WILMINGTON CONCORD PIKE		1			1
HEARTLAND REGIONAL MEDICAL CENTER		1			1
BIODORON LABORATORIES			1	100%	1
RIVERSIDE COUNTY PUBLIC HEALTH LABORATORY			1	100%	1
Shoreline Care Center			1	100%	1
EAST COAST INSTITUTE FOR RESEARCH LLC			1	100%	1
NEVADA DEPARTMENT OF HEALTH AND HUMAN SERVICES			1	100%	1
PRECISION CLINICAL RESEARCH			1	100%	1
ST PETERSBURG PEDIATRICS-SEMINOLE BLVD			1	100%	1

COVID-19: testing by laboratory

Data through Jan 4, 2021 verified as of Jan 5, 2021 at 09:25 AM

Data in this report are provisional and subject to change.

The numbers in the table below represent the number of Florida and non-Florida residents for whom test results were received by the Department of Health. A person can be tested by more than one laboratory and can have both positive and negative results. **Therefore, the sum of the numbers in each column will be larger than the total number of people tested.**

Reporting lab	Inconclusive	Negative	Positive	Percent positive	Total
JAX FAMILY CARE		1			1
BEAUMONT HOSPITAL			1	100%	1
SUN CLINICAL LABORATORIES			1	100%	1
BAPTIST HOSPITAL OF MIAMI MCI BROWARD LABORATORY			1	100%	1
AFFILIATED LABORATORIES INC			1	100%	1
JOHN D. ARCHBOLD MEMORIAL HOSPITAL			1	100%	1
RCP OF MEMORIAL WEST			1	100%	1
SOUTHWEST FLORIDA DIVISION LAB			1	100%	1
MERRILL GARDENS AT CHAMPIONSGATE			1	100%	1
LABONE		1			1
TITUS REGIONAL MEDICAL CENTER			1	100%	1
MEDEXPRESS URGENT CARE - SOMERSET TOWNSHIP		1			1
LAWRENCE GENERAL HOSPITAL			1	100%	1
PALM COAST DRAW STATION/AMERICAN HEALTH ASSOCIATES		1			1
Henry County Health and Rehabilitation		1			1
Strasburg Care Center		1			1
CARE CENTERS OF NASSAU, LLC - HENDRICKS RD		1			1
BEAUMONT REFERENCE LABORATORY			1	100%	1
ORLANDO PHYSICIAN NETWORK		1			1
CARESPOT EXPRESS HEALTHCARE BOYNTON BEACH			1	100%	1
MINUTECLINIC, LLC #7139		1			1
LAKE CONWAY URGENT CARE LLC		1			1
NORTH BROWARD MEDICAL CENTER			1	100%	1
CLEVELAND CLINIC OHIO LABORATORIES			1	100%	1
GATEWAY HEALTHCARE, PC			1	100%	1
TAMPA HEALTH CARE PROVIDERS PA		1			1
BROOKS REHAB			1	100%	1
Manassas Health & Rehab			1	100%	1
UMASS MEMORIAL/MARLBORO HOSPITAL			1	100%	1
CARENOW URGENT CARE – SPRING			1	100%	1
IZ MEDICAL		1			1
MIAMI CEREBRAL PALSY RESIDENTIAL			1	100%	1
ADVANCE MD CARE			1	100%	1
UNIVERSITY URGENT CARE			1	100%	1
MINNESOTA DEPARTMENT OF HEALTH LABORATORY			1	100%	1
Niles Nursing and Rehab. Center		1			1
BOND COUNTY HEALTH DEPARTMENT			1	100%	1
MEDEXPRESS URGENT CARE - HADLEY		1			1
ORCHID TERRACE		1			1
FAST PACE MEDICAL CLINIC PLLC		1			1
VISTA LAKE ASSISTED LIVING			1	100%	1
BAPTIST HEALTH SURGERY CENTER			1	100%	1
EXCEPTIONAL EMERGENCY CENTER			1	100%	1
Juniper Village at Bucks County		1			1
VA OPTOMETRY CLINIC			1	100%	1
CRUSADER COMMUNITY HEALTH			1	100%	1
IVAN, MAYA			1	100%	1

COVID-19: testing by laboratory

Data through Jan 4, 2021 verified as of Jan 5, 2021 at 09:25 AM

Data in this report are provisional and subject to change.

The numbers in the table below represent the number of Florida and non-Florida residents for whom test results were received by the Department of Health. A person can be tested by more than one laboratory and can have both positive and negative results. **Therefore, the sum of the numbers in each column will be larger than the total number of people tested.**

Reporting lab	Inconclusive	Negative	Positive	Percent positive	Total
MC DIAGNOSTIC OF CONNECTICUT, PC #1043		1			1
HENRICO DOCTOR'S LABORATORY			1	100%	1
PROVIDENCE ST PETER HOSPITAL		1			1
LEGACY AT HIGHWOODS PRESERVE		1			1
MINUTECLINIC, LLC #09202		1			1
MORGAN STANELY HEALTH CENTER		1			1
CAROMONT HEALTH			1	100%	1
KANSAS CITY VA MEDICAL CENTER			1	100%	1
WALGREEN#12147		1			1
REELFOOT FAMILY WALK-IN CLINIC		1			1
LCMC LAB SUBSECTION		1			1
Lutheran Community at Telford		1			1
HEALTH ALLIANCE			1	100%	1
ADVANCE HEALTH AND WELLNESS SOLUTIONS			1	100%	1
QC LABORATORY			1	100%	1
DUKE UNIVERSITY POINT OF CARE TESTING PROGRAM			1	100%	1
ST VINCENT'S AMBULATORY CARE INC			1	100%	1
MEDEXPRESS URGENT CARE - LITTLE ROCK		1			1
LAKE COMMUNITY ACTION AGENCY		1			1
RHODE ISLAND DEPARTMENT OF HEALTH LABORATORIES			1	100%	1
Elm Crest Senior Living Community		1			1
CACERES SPECIALIZED GYNECOLOGY		1			1
GENESEE COUNTY HEALTH DEPARTMENT		1			1
CAREHERE LLC			1	100%	1
ST JOSEPHS HOSPITAL SOUTH HOSPITAL			1	100%	1
WALGREENS #5130			1	100%	1
MINUTECLINIC DIAGNOSTIC OF TN, PC 6304		1			1
LIFELINK OF FLORIDA			1	100%	1
MINUTECLINIC DIAGNOSTIC OF TN PC #240		1			1
INTERMOUNTAIN MEDICAL CENTER			1	100%	1
Washington County Nursing H0me			1	100%	1
Integrity Healthcare of Carbondale			1	100%	1
ADVENTHEALTH IMAGING LAKE NONA			1	100%	1
ST. LUKE'S HOSPITAL			1	100%	1
MADISON AT OVIEDO			1	100%	1
PALMA CEIA MED GROUP-SWANN		1			1
NASSAU UNIVERSITY MEDICAL CENTER DEPT		1			1
DORAL KIDNEY CENTER			1	100%	1
THE HEART HOSPITAL BAYLOR PLANO			1	100%	1
CULINARY INSTITUTE OF AMERICA STUDENT		1			1
SOUTH FLORIDA URGENT CARE CENTERS, LLC			1	100%	1
TREASURE COAST PRIMARY CARE		1			1
HAWAII DEPARTMENT OF HEALTH LAB			1	100%	1
MEDCARE QUALITY MEDICAL CENTER LLC			1	100%	1
HIGH DESERT COURT GROUP HOME			1	100%	1
ICARE		1			1
DASCENA LAB			1	100%	1

COVID-19: testing by laboratory

Data through Jan 4, 2021 verified as of Jan 5, 2021 at 09:25 AM

Data in this report are provisional and subject to change.

The numbers in the table below represent the number of Florida and non-Florida residents for whom test results were received by the Department of Health. A person can be tested by more than one laboratory and can have both positive and negative results. **Therefore, the sum of the numbers in each column will be larger than the total number of people tested.**

Reporting lab	Inconclusive	Negative	Positive	Percent positive	Total
NEMOURS CHILDREN'S PRIMARY CARE			1	100%	1
OSF ST JOSEPH MEDICAL CENTER			1	100%	1
STATE OF FLORIDA			1	100%	1
NORTHSIDE HOSPITAL DULUTH			1	100%	1
MINUTE CLINIC DIAGNOSTIC MED GRP OF CA		1			1
West Bay of Tampa Center			1	100%	1
FLORIDA HOSPITAL TRANSPLANT CENTER		1			1
HAMILTON COUNTY HEALTH DEPARTMENT		1			1
GREATER TAMPA AT HOME			1	100%	1
ARNOLD PALMER HOSPITAL LAB POCT		1			1
BASCOM PALMER-MICRO LAB			1	100%	1
SIGNATURE CARE COLLEGE STATION			1	100%	1
COMMUNICABLE DISEASE CONTROL/PUBLIC HEALTH EMERGENCY PREPAREDNESS			1	100%	1
PARK AVENUE DERMATOLOGY NORTH			1	100%	1
Metairie Healthcare Center			1	100%	1
CALIFORNIA PUBLIC HEALTH LABORATORY			1	100%	1
TWIN			1	100%	1
NORTH CAROLINA STATE LABORATORY OF PUBLIC HEALTH, SPECTRUM LAB NETWORK			1	100%	1
SV MOBILE HEALTH			1	100%	1
Redwood Springs Healthcare			1	100%	1
FELD ENTERTAINMENT			1	100%	1
FAMILY MEDICAL CENTERS			1	100%	1
UNIVERSITY OF NORTH CAROLINA HOSPITALS			1	100%	1
SMITH NORTHVIEW HOSPITAL LAB			1	100%	1
ADVANCED URGENT CARE PLLC		1			1
CLUB HEALTH AND REHABILITATION CENTER, THE		1			1
HOLSTON MEDICAL GROUP		1			1
MEDEXPRESS URGENT CARE - LINCOLN N 26T		1			1
BEAUMONT HOSPITAL, GROSSE POINTE			1	100%	1
RIVERSIDE REGIONAL MED CENTER			1	100%	1
RABI SINHA, MD		1			1
HOWELL BRANCH COURT			1	100%	1
MINUTECLINIC DIAG OF IND, LLC #6250		1			1
ELLIS HOSPITAL URGENT CARE CENTER LAB		1			1
C A R E S		1			1
SYNERGENE LABORATORY			1	100%	1
TAMPA URGENT CARE			1	100%	1
NEW ERA HEALTH CENTER INC		1			1
PALM BEACH COUNTY HEALTH DEPT.			1	100%	1
INDIANA STATE DEPARTMENT OF HEALTH CLINIC MICROBIOLOGY		1			1
VETERANS AFFAIRS MEDICAL CENTER - EAST ORANGE			1	100%	1
CATHEDRAL GERONTOLOGY CENTER DBA CATHEDRAL CARES			1	100%	1
DEPARTMENT OF HEALTH/ NEW YORK			1	100%	1
LARKIN COMMUNITY HOSPITAL PALM SPRINGS CAMPUS			1	100%	1
NEW ERA COMMUNITY HEALTH CENTER LLC		1			1
PARTNERS IN PRIMARY CARE		1			1
VAULT MEDICAL SERVICES			1	100%	1

COVID-19: testing by laboratory

Data through Jan 4, 2021 verified as of Jan 5, 2021 at 09:25 AM

Data in this report are provisional and subject to change.

The numbers in the table below represent the number of Florida and non-Florida residents for whom test results were received by the Department of Health. A person can be tested by more than one laboratory and can have both positive and negative results. **Therefore, the sum of the numbers in each column will be larger than the total number of people tested.**

Reporting lab	Inconclusive	Negative	Positive	Percent positive	Total
DISCOVERY VILLAGE AT DEERWOOD			1	100%	1
FLORIDA FAMILY LABORATORY		1			1
CHI ST. LUKE'S HEALTH BCM MEDICAL CENTER			1	100%	1
ARDEN COURTS OF LELY PALMS□			1	100%	1
SMA BEHAVIORAL HEALTH SERVICES INC		1			1
MINUTECLINIC DIAGNOSTIC, PA #10252		1			1
PULSE MEDICAL GROUP INC			1	100%	1
Vibrallife of El Paso Rehabilitation Center			1	100%	1
OCALA REGIONAL KIDNEY CENTER EAST			1	100%	1
TRAVIS LEE THOMPSON MD			1	100%	1
OXY-GENLAB			1	100%	1
STAMFORD HOSPITAL			1	100%	1
DAVENPORT PEDIATRICS CLERMONT PA		1			1
OLEAN GENERAL HOSPITAL		1			1
MC DIAGNOSTIC OF CONNECTICUT, PC #252			1	100%	1
MINUTECLINIC, LLC #4507		1			1
EXAC CARE CROSSVILLE		1			1
MINUTECLINIC DIAG OF IND, LLC #6553		1			1
HORIZON MEDICAL CENTER			1	100%	1
Bolingreen Health and Rehabilitation		1			1
Oakland Nursing and Rehabilitation Center		1			1
INFECTION CONTROL DEPT			1	100%	1
CLIFTON-FINE HOSPITAL LABORATORY		1			1
Douglas County Health Center		1			1
HEALTHCARE FOR THE HOMELESS			1	100%	1
URGENT CARE OF FORT LAUDERDALE INC			1	100%	1
SHARON REGIONAL MEDICAL CENTER			1	100%	1
THE CHILDREN'S HOSPITAL OF PHILADELPHIA		1			1
ROAN MOUNTAIN MEDICAL CENTER			1	100%	1
HARBOUR ISLAND PEDIATRICS LLC			1	100%	1
NORTH SHORE HEMATOLOGY-ONCOLOGY ASSOCI		1			1
BEAUFORT MEMORIAL			1	100%	1
DIGNITY HEALING LLC			1	100%	1
Village Crest Center for Health & Rehabilitation		1			1
ENZO LABS INC			1	100%	1
JS HEALTHCARE			1	100%	1
Villa Maria			1	100%	1
MINUTECLINIC DIAG OF IND, LLC #6908		1			1
MEDEXPRESS URGENT CARE NORWIN		1			1
MEDEXPRESS URGENT CARE - WICHITA, N MAIZE RD		1			1
UNIVERSITY OF IOWA HOSPITALS & CLINICS			1	100%	1
THE MEDICAL CENTER AT BOWLING GREEN			1	100%	1
MEDSTAR HEALTH URGENT CARE			1	100%	1
ULTIMATE ANALYSIS LABORATORY			1	100%	1
UNIVERSITY OF MIAMI MILLER SCHOOL			1	100%	1
MAYO CLINICAL LABORATORIES		1			1
PANCARE HEALTH - BRUCE			1	100%	1

COVID-19: testing by laboratory

Data through Jan 4, 2021 verified as of Jan 5, 2021 at 09:25 AM

Data in this report are provisional and subject to change.

The numbers in the table below represent the number of Florida and non-Florida residents for whom test results were received by the Department of Health. A person can be tested by more than one laboratory and can have both positive and negative results. **Therefore, the sum of the numbers in each column will be larger than the total number of people tested.**

Reporting lab	Inconclusive	Negative	Positive	Percent positive	Total
SEATTLE-KING COUNTY			1	100%	1
PHYSICIANS PRIMARY CARE LEHIGH PEDS			1	100%	1
MEDEXPRESS URGENT CARE - LAWRENCE		1			1
WHEATON FRANCISCAN LABORATORY			1	100%	1
MEDONE URGENT CARE			1	100%	1
NEMOURS CHILDRENS PRIMARY CARE CLERMONT			1	100%	1
DOCTOR'S IN-HOUSE LAB/COMMUNITY HEALTH CENTERS OF PINELLAS - JOHNNIE R			1	100%	1
MCH PHYSICIANS GROUP			1	100%	1
Valley Center (WV)			1	100%	1
Bivins Pointe			1	100%	1
CSL PLASMA LAB			1	100%	1
Greystone Health Care Center		1			1
VISTA DEL SOL MED ASSOC		1			1
PRIMARY CARE & PEDIATRICS - SHEPHERSTOWN		1			1
ST GERARD'S COMMUNITY OF CARE		1			1
WELLOW URGENT CARE-OSWEGO			1	100%	1
MEMORIAL HOSPITAL LOS BANOS			1	100%	1
GRAND VIEW HOSPITAL			1	100%	1
WALGREENS #01398			1	100%	1
OPTIMAL MEDICINE INC		1			1
LOPEZ		1			1
UF HEALTH - WILDLIGHT			1	100%	1
Birmingham Nursing & Rehab Center		1			1
CHNJ		1			1
INDIAN RIVER CLINICAL LABORATORY, INC.		1			1
NIBHA MEDIRATTA MD PL			1	100%	1
NHC HealthCare St. Charles		1			1
PM PEDIATRICS PC			1	100%	1
PRIMACARE MEDICAL LAKEWOOD			1	100%	1
Lenox on the Lake			1	100%	1
FAYETTE MEDICAL CENTER LAB		1			1
GWINNETT MEDICAL CENTER			1	100%	1
COVID RAPID LABS			1	100%	1
RAMBAM URGENT CARE			1	100%	1
SUPERKIDS PEDIATRICS			1	100%	1
GRAND VILLA OF LARGO			1	100%	1
LABORATORIO MEDICO CENTRAL CONDOMINO MD			1	100%	1
MINUTECLINIC DIAGNOSTIC OF OHIO #3407		1			1
ST CATHERINE HOSPITAL LABORATORY			1	100%	1
SEWALLS POINT PHARMACY INC			1	100%	1
OCALA REGIONAL DIALYSIS- NORTH			1	100%	1
Signature Healthcare of Savannah		1			1
CAREWELL URGENT CARE FITCHBURG			1	100%	1
QUALITY CLINICAL LAB LLC			1	100%	1
HEALTH PLUS SUNRISE MEDICAL OFFICE			1	100%	1
NF Escambia, LLC DBA Olive BranchHealth and Rehabilitaion Center			1	100%	1
CONCIERGE INTERNAL MEDICINE ASSOCIATES			1	100%	1

COVID-19: testing by laboratory

Data through Jan 4, 2021 verified as of Jan 5, 2021 at 09:25 AM

Data in this report are provisional and subject to change.

The numbers in the table below represent the number of Florida and non-Florida residents for whom test results were received by the Department of Health. A person can be tested by more than one laboratory and can have both positive and negative results. **Therefore, the sum of the numbers in each column will be larger than the total number of people tested.**

Reporting lab	Inconclusive	Negative	Positive	Percent positive	Total
FLORIDA DEPARTMENT OF HEALTH SEMINOLE COUNTY		1			1
C V S / PHARMACY #833		1			1
Tremont Health & Rehabilitation Center		1			1
MONMOUTH MEDICALC ENTER		1			1
COBLESKILL REGIONAL HOSPITAL		1			1
ST JOHNS EPISCOPAL HOSPITAL SOUTH SHORE		1			1
CARESPOT - OCOEE			1	100%	1
QUICK CARE MED WALK IN AND URGENT CARE			1	100%	1
SANITAS RESEARCH LLC			1	100%	1
LAB PLUS, LLC			1	100%	1
ADVENT HEALTH - OWASA			1	100%	1
BOSTON PUBLIC HEALTH COMMISSION			1	100%	1
HARRINGTON PARK HEALTH AND REHAB		1			1
PASCO COUNTY HEALTH DEPARTMENT			1	100%	1
CORIZON HEALTH INC			1	100%	1
PULMONARY MEDICINE		1			1
Bethel Lutheran Nursing & Rehabilitation Center		1			1
HOLLAND COMMUNITY HOSPITAL		1			1
LABORATORIO BUENA SALUD			1	100%	1
REFERENCE LABORATORY			1	100%	1
BUFFALO VAMC			1	100%	1
ATHENA PLASTIC SURGERY		1			1
Memorial Health Care Center			1	100%	1
SAN JOSE CLINIC		1			1
GOSHEN HOSPITAL			1	100%	1
WATERTOWN URGENT CARE		1			1
ALTA BATES SUMMIT MEDICAL CENTER CLINICAL LAB			1	100%	1
Kroger 717 - The Little Clinic Dolphin Drive			1	100%	1
Total	64,082	12,645,924	1,778,813	12%	14,488,819