

COVID-19: summary of cases and monitoring

Data through Jan 7, 2021 verified as of Jan 8, 2021 at 09:25 AM

Data in this report are provisional and subject to change.

Cases: people with positive PCR or antigen test result

Total cases	1,449,252
Florida residents	1,423,510
Non-Florida residents	25,742
Type of testing	
Florida residents	1,423,510
Positive by BPHL/CDC	52,270
Positive by commercial/hospital lab	1,371,240
PCR positive	1,202,042
Antigen positive	221,468
Non-Florida residents	25,742
Positive by BPHL/CDC	693
Positive by commercial/hospital lab	25,049
PCR positive	18,749
Antigen positive	6,993
Characteristics	
Florida residents hospitalized	65,063
Florida resident deaths	22,666
Non-Florida resident deaths	345

Hospitalized counts include anyone who was hospitalized at some point during their illness. It does not reflect the number of people currently hospitalized.

More information on deaths identified through death certificate data is available on the National Center for Health Statistics website at www.cdc.gov/nchs/nvss/vsrr/COVID19/index.htm.

Cases: people with positive PCR or antigen test result

Risk factors for Florida residents	
Traveled	11,806
Contact with a known case	531,999
Traveled and contact with a known case	15,484
Neither	864,221
No travel and no contact	165,312
Travel is unknown	511,389
Contact is unknown	316,617
Contact is pending	333,590

Travel can be unknown and contact can be unknown or pending for the same case, these numbers will sum to more than the "neither" total.

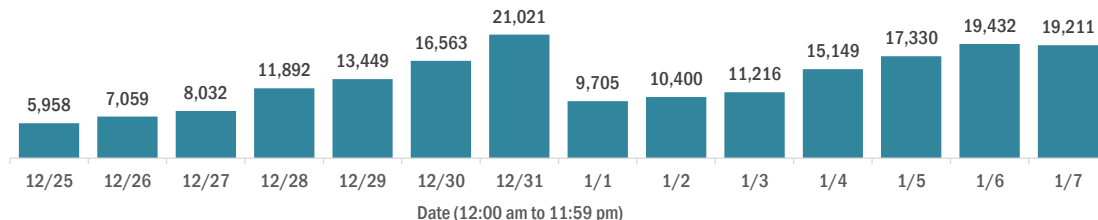
COVID-19: summary of laboratory testing

Data through Jan 7, 2021 verified as of Jan 8, 2021 at 09:25 AM

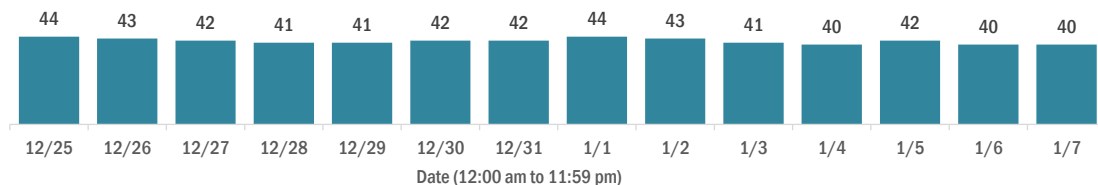
Data in this report are provisional and subject to change.

Cases in Florida residents per day for the past 2 weeks

Number of cases per day



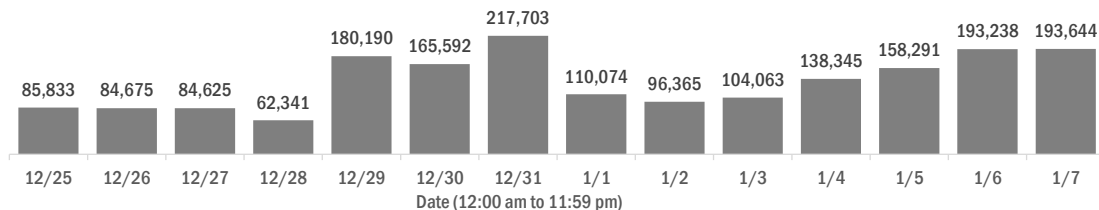
Median age of cases by day



Laboratory testing for Florida residents over the past 2 weeks

Number of Florida residents tested per day

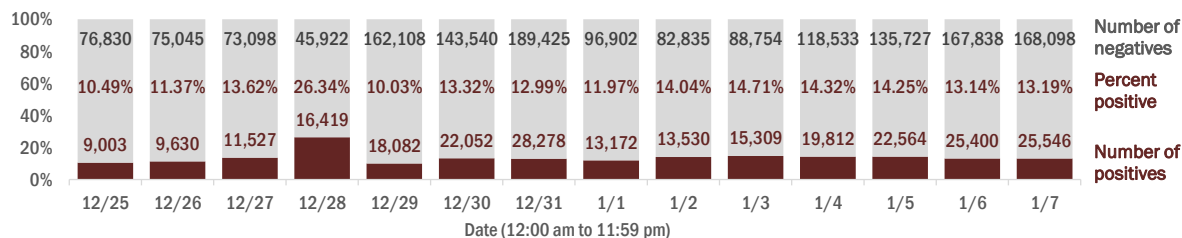
These counts include the number of people for whom the Department received PCR or antigen laboratory results by day. People tested on multiple days will be included for each day a new result was received. A person is only counted once for each day they are tested, regardless of whether multiple specimens are tested or multiple results are received.



Number and percent of Florida residents with positive test results

The percent of positive results ranged from 10.03% to 26.34% over the past 2 weeks and was 13.19% yesterday.

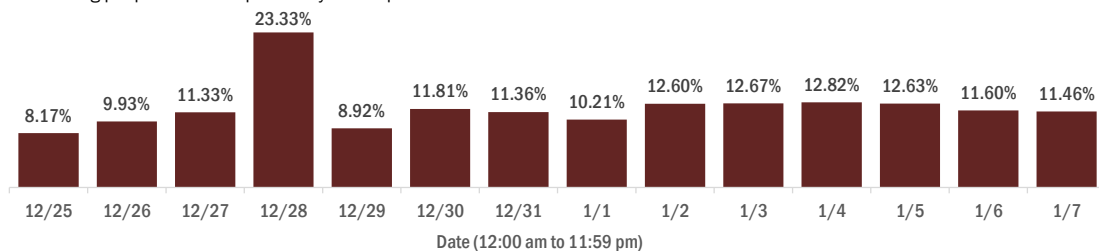
These counts include the number of people for whom the Department received PCR or antigen laboratory results by day. People tested on multiple days will be included for each day a new result was received. A person is only counted once for each day they are tested, regardless of whether multiple specimens are tested or multiple results are received. If a person has a positive specimen and a negative specimen in the same day, only the positive result is counted.



Percent positivity for new cases in Florida residents

The percent of positive results ranged from 8.17% to 23.33% over the past 2 weeks and was 11.46% yesterday.

This percent is the number of people who test PCR- or antigen-positive for the first time divided by all the people tested that day, excluding people who have previously tested positive.



COVID-19: characteristics of 1,423,510 Florida resident cases

Data through Jan 7, 2021 verified as of Jan 8, 2021 at 09:25 AM

Data in this report are provisional and subject to change.

Age group	Cases		Hospitalizations		Deaths	
0-4 years	25,883	2%	433	1%	0	0%
5-14 years	77,378	5%	395	1%	5	0%
15-24 years	221,090	16%	1,676	3%	34	0%
25-34 years	253,754	18%	3,384	5%	125	1%
35-44 years	222,541	16%	5,100	8%	362	2%
45-54 years	219,019	15%	7,726	12%	878	4%
55-64 years	187,050	13%	11,218	17%	2,466	11%
65-74 years	117,745	8%	13,262	20%	4,795	21%
75-84 years	65,587	5%	12,956	20%	6,788	30%
85+ years	32,313	2%	8,908	14%	7,213	32%
Unknown	1,150	0%	5	0%	0	0%
Total	1,423,510		65,063		22,666	

Gender	Cases	
Female	740,751	52%
Male	672,551	47%
Unknown	10,208	1%
Total	1,423,510	

Ethnicity	Cases		Hospitalizations		Deaths	
Hispanic	445,976	31%	17,191	26%	5,448	24%
Non-Hispanic	657,849	46%	44,529	68%	15,637	69%
Unknown	319,685	22%	3,343	5%	1,581	7%
Total	1,423,510		65,063		22,666	

Race and ethnicity	Cases		Hospitalizations		Deaths	
White	766,703	54%	41,611	64%	16,281	72%
Hispanic	296,422	21%	12,111	19%	4,317	19%
Non-Hispanic	412,526	29%	28,155	43%	11,203	49%
Unknown	57,755	4%	1,345	2%	761	3%
Black	187,022	13%	13,943	21%	3,850	17%
Hispanic	10,529	1%	570	1%	146	1%
Non-Hispanic	160,176	11%	13,063	20%	3,555	16%
Unknown	16,317	1%	310	0%	149	1%
Other race	202,302	14%	7,511	12%	1,800	8%
Hispanic	103,134	7%	4,087	6%	839	4%
Non-Hispanic	68,748	5%	3,083	5%	801	4%
Unknown	30,420	2%	341	1%	160	1%
Unknown race	267,483	19%	1,998	3%	735	3%
Hispanic	35,891	3%	423	1%	146	1%
Non-Hispanic	16,399	1%	228	0%	78	0%
Unknown	215,193	15%	1,347	2%	511	2%
Total	1,423,510		65,063		22,666	

Hospitalization counts include anyone who was hospitalized at some point during their illness. It does not reflect the number of people currently hospitalized. **Other race** includes any person with a race of American Indian/Alaskan native, Asian, native Hawaiian/Pacific Islander, or other.

COVID-19: deaths in Florida residents and staff of long-term care facilities

Data through Jan 7, 2021 verified as of Jan 8, 2021 at 09:25 AM

Data in this report are provisional and subject to change.

For current cases in residents or staff of long-term care facilities, please visit: <https://floridahealthcovid19.gov/>

County	Deaths		County	Deaths		County	Deaths	
Dade	913	11%	Lake	126	1%	Gilchrist	15	0%
Palm Beach	848	10%	Hernando	121	1%	Calhoun	12	0%
Pinellas	715	8%	Osceola	111	1%	Gadsden	12	0%
Broward	522	6%	Charlotte	101	1%	Washington	12	0%
Hillsborough	456	5%	Indian River	83	1%	Baker	11	0%
Polk	369	4%	Clay	80	1%	Gulf	10	0%
Lee	302	4%	Jackson	78	1%	Jefferson	10	0%
Brevard	298	4%	Leon	64	1%	Holmes	8	0%
Sarasota	293	3%	Suwannee	56	1%	Lafayette	8	0%
Duval	282	3%	St. Johns	55	1%	Desoto	6	0%
Orange	264	3%	Bay	54	1%	Bradford	4	0%
Volusia	221	3%	Highlands	54	1%	Levy	4	0%
St. Lucie	204	2%	Alachua	43	1%	Flagler	3	0%
Marion	196	2%	Columbia	40	0%	Monroe	3	0%
Seminole	188	2%	Sumter	33	0%	Taylor	3	0%
Escambia	174	2%	Santa Rosa	32	0%	Hardee	2	0%
Collier	155	2%	Nassau	28	0%	Wakulla	2	0%
Manatee	155	2%	Putnam	22	0%	Dixie	1	0%
Pasco	149	2%	Hendry	20	0%	Liberty	1	0%
Martin	129	2%	Walton	20	0%	Total	8,470	
Okaloosa	128	2%	Madison	18	0%			
Citrus	127	1%	Okeechobee	16	0%			

Note: cases are summarized by the county of usual residence. Residents and staff may be cases associated with facilities that are not in their county of usual residence, resulting in cases being included below for counties that do not have facilities with known cases.

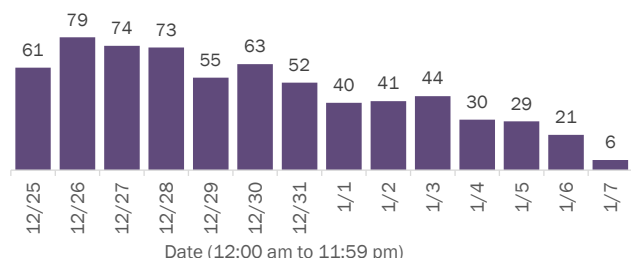
COVID-19: cases in Florida residents who have died

Data through Jan 7, 2021 verified as of Jan 8, 2021 at 09:25 AM

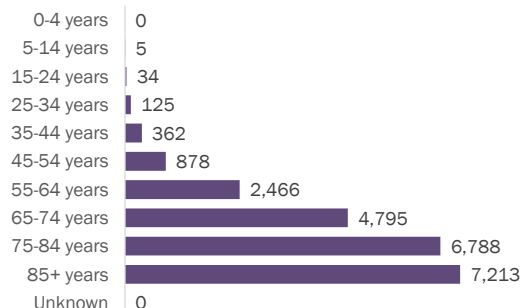
Data in this report are provisional and subject to change.

Demographics for all identified COVID-19 deaths: 22,666

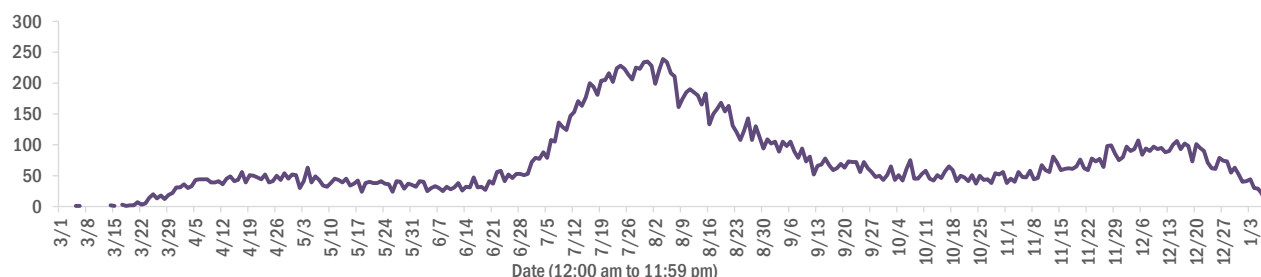
Deaths by date of death for the past 2 weeks



Deaths by age group



Deaths by date of death since March 2020



Age group	Deaths	Cases	Case fatality rate	Mortality rate per 100,000 population
0-4 years	0	25,883	0.0%	0.0
5-14 years	5	77,378	0.0%	0.2
15-24 years	34	221,090	0.0%	1.4
25-34 years	125	253,754	0.0%	4.4
35-44 years	362	222,541	0.2%	13.9
45-54 years	878	219,019	0.4%	31.5
55-64 years	2,466	187,050	1.3%	85.3
65-74 years	4,795	117,745	4.1%	197.6
75-84 years	6,788	65,587	10.3%	483.4
85+ years	7,213	32,313	22.3%	1248.9
Unknown	0	1,150	0.0%	
Total	22,666	1,423,510	1.6%	104.9

Race	Deaths	Cases	Case fatality rate	Mortality rate per 100,000 population
White	16,281	766,703	2.1%	97.5
Black	3,850	187,022	2.1%	105.3
Other	1,800	202,302	0.9%	144.7
Unknown	735	267,483	0.3%	
Total	22,666	1,423,510	1.6%	104.9

Gender	Deaths	Cases	Case fatality rate	Mortality rate per 100,000 population
Female	9,986	740,751	1.3%	90.4
Male	12,680	672,551	1.9%	120.1
Unknown	0	10,208	0.0%	
Total	22,666	1,423,510	1.6%	104.9

Ethnicity	Deaths	Cases	Case fatality rate	Mortality rate per 100,000 population
Hispanic	5,448	445,976	1.2%	95.9
Non-Hispanic	15,637	657,849	2.4%	98.2
Unknown	1,581	319,685	0.5%	
Total	22,666	1,423,510	1.6%	104.9

COVID-19: characteristics of 1,449,252 cases

Data through Jan 7, 2021 verified as of Jan 8, 2021 at 09:25 AM

Data in this report are provisional and subject to change.

Tables below include cases in Florida residents and non-Florida residents.

All 67 Florida counties have cases:

County	FL resident cases		Non-FL resident cases	Total cases	FL resident deaths	FL death rate
Dade	317,836	<div><div></div></div> 22%	3,719	321,555	4,332	1.4%
Broward	146,235	<div><div></div></div> 10%	1,709	147,944	1,903	1.3%
Palm Beach	88,716	<div><div></div></div> 6%	1,342	90,058	1,943	2.2%
Orange	83,942	<div><div></div></div> 6%	912	84,854	777	0.9%
Hillsborough	83,999	<div><div></div></div> 6%	715	84,714	1,118	1.3%
Duval	67,874	<div><div></div></div> 5%	1,097	68,971	769	1.1%
Pinellas	48,608	<div><div></div></div> 3%	1,163	49,771	1,117	2.3%
Lee	43,071	<div><div></div></div> 3%	1,324	44,395	708	1.6%
Polk	41,340	<div><div></div></div> 3%	280	41,620	828	2.0%
Osceola	27,488	<div><div></div></div> 2%	446	27,934	305	1.1%
Volusia	24,504	<div><div></div></div> 2%	386	24,890	461	1.9%
Escambia	22,180	<div><div></div></div> 2%	2,688	24,868	405	1.8%
Pasco	24,133	<div><div></div></div> 2%	230	24,363	404	1.7%
Manatee	23,851	<div><div></div></div> 2%	427	24,278	439	1.8%
Collier	23,357	<div><div></div></div> 2%	655	24,012	360	1.5%
Brevard	23,188	<div><div></div></div> 2%	325	23,513	540	2.3%
Leon	21,031	<div><div></div></div> 1%	671	21,702	182	0.9%
Sarasota	19,954	<div><div></div></div> 1%	820	20,774	539	2.7%
Seminole	19,943	<div><div></div></div> 1%	160	20,103	320	1.6%
Marion	19,960	<div><div></div></div> 1%	80	20,040	498	2.5%
Lake	17,281	<div><div></div></div> 1%	208	17,489	331	1.9%
Alachua	17,069	<div><div></div></div> 1%	185	17,254	137	0.8%
St. Lucie	15,868	<div><div></div></div> 1%	92	15,960	428	2.7%
St. Johns	14,779	<div><div></div></div> 1%	221	15,000	119	0.8%
Okaloosa	13,804	<div><div></div></div> 1%	148	13,952	244	1.8%
Bay	12,397	<div><div></div></div> 1%	528	12,925	223	1.8%
Clay	12,739	<div><div></div></div> 1%	29	12,768	197	1.5%
Santa Rosa	12,362	<div><div></div></div> 1%	162	12,524	148	1.2%
Martin	8,333	<div><div></div></div> 1%	136	8,469	217	2.6%
Charlotte	8,190	<div><div></div></div> 1%	103	8,293	249	3.0%
Hernando	8,110	<div><div></div></div> 1%	61	8,171	287	3.5%
Indian River	7,846	<div><div></div></div> 1%	70	7,916	170	2.2%
Citrus	7,290	<div><div></div></div> 1%	50	7,340	283	3.9%
Columbia	6,418	<div><div></div></div> 0%	30	6,448	119	1.9%
Sumter	5,776	<div><div></div></div> 0%	53	5,829	122	2.1%

County	FL resident cases		Non-FL resident cases	Total cases	FL resident deaths	FL death rate
Nassau	5,219	<div><div></div></div> 0%	346	5,565	68	1.3%
Highlands	5,400	<div><div></div></div> 0%	57	5,457	214	4.0%
Walton	4,854	<div><div></div></div> 0%	548	5,402	56	1.2%
Jackson	4,925	<div><div></div></div> 0%	60	4,985	120	2.4%
Monroe	4,361	<div><div></div></div> 0%	222	4,583	36	0.8%
Putnam	4,429	<div><div></div></div> 0%	16	4,445	84	1.9%
Gadsden	4,412	<div><div></div></div> 0%	15	4,427	60	1.4%
Suwannee	4,352	<div><div></div></div> 0%	26	4,378	95	2.2%
Flagler	4,173	<div><div></div></div> 0%	47	4,220	50	1.2%
Hendry	3,504	<div><div></div></div> 0%	16	3,520	52	1.5%
Unknown	242	<div><div></div></div> 0%	2,915	3,157	0	0.0%
Desoto	3,050	<div><div></div></div> 0%	16	3,066	61	2.0%
Okeechobee	2,659	<div><div></div></div> 0%	23	2,682	54	2.0%
Baker	2,637	<div><div></div></div> 0%	12	2,649	38	1.4%
Wakulla	2,384	<div><div></div></div> 0%	9	2,393	25	1.0%
Bradford	2,349	<div><div></div></div> 0%	8	2,357	24	1.0%
Hardee	2,229	<div><div></div></div> 0%	11	2,240	21	0.9%
Washington	2,116	<div><div></div></div> 0%	22	2,138	30	1.4%
Taylor	2,125	<div><div></div></div> 0%	5	2,130	28	1.3%
Levy	2,097	<div><div></div></div> 0%	9	2,106	21	1.0%
Holmes	1,823	<div><div></div></div> 0%	29	1,852	30	1.6%
Madison	1,604	<div><div></div></div> 0%	20	1,624	33	2.1%
Union	1,545	<div><div></div></div> 0%	0	1,545	67	4.3%
Lafayette	1,454	<div><div></div></div> 0%	0	1,454	21	1.4%
Gulf	1,410	<div><div></div></div> 0%	18	1,428	29	2.1%
Calhoun	1,367	<div><div></div></div> 0%	2	1,369	29	2.1%
Hamilton	1,324	<div><div></div></div> 0%	15	1,339	15	1.1%
Dixie	1,205	<div><div></div></div> 0%	3	1,208	11	0.9%
Jefferson	1,085	<div><div></div></div> 0%	20	1,105	18	1.7%
Gilchrist	1,082	<div><div></div></div> 0%	1	1,083	25	2.3%
Franklin	981	<div><div></div></div> 0%	23	1,004	4	0.4%
Liberty	843	<div><div></div></div> 0%	1	844	14	1.7%
Glades	798	<div><div></div></div> 0%	2	800	11	1.4%
Total	1,423,510		25,742	1,449,252	22,666	1.6%

COVID-19: characteristics of 1,423,510 Florida resident cases

Data through Jan 7, 2021 verified as of Jan 8, 2021 at 09:25 AM

Data in this report are provisional and subject to change.

The table below includes the cities and counties of residence for cases in Florida residents based on the patient's ZIP Code. Note that city is not always received as part of the initial notification and may be missing while the case is being investigated.

City and county	Cases
Miami, Dade	184,749
Jacksonville, Duval	63,600
Orlando, Orange	62,578
Tampa, Hillsborough	49,568
Hialeah, Dade	44,992
Fort Lauderdale, Broward	32,395
Hollywood, Broward	28,234
West Palm Beach, Palm Beach	21,545
Kissimmee, Osceola	21,117
Tallahassee, Leon	20,126
Naples, Collier	19,368
Homestead, Dade	18,757
Pensacola, Escambia	18,228
Saint Petersburg, Pinellas	18,193
Fort Myers, Lee	16,937
Bradenton, Manatee	15,708
Boca Raton, Palm Beach	15,255
Ocala, Marion	14,841
Pompano Beach, Broward	14,833
Lakeland, Polk	14,718
Gainesville, Alachua	13,731
Sarasota, Sarasota	12,499
Lake Worth, Palm Beach	10,970
Cape Coral, Lee	10,712
Port Saint Lucie, St. Lucie	10,317
Clearwater, Pinellas	9,544
Miramar, Broward	9,447
Miami Beach, Dade	9,004
Boynton Beach, Palm Beach	8,485
Miami Gardens, Dade	8,250
Coral Springs, Broward	7,942
Doral, Dade	7,937
Panama City, Bay	7,904
Saint Augustine, St. Johns	7,826
Melbourne, Brevard	7,042
Lehigh Acres, Lee	6,924
Winter Haven, Polk	6,889
Delray Beach, Palm Beach	6,687
Riverview, Hillsborough	6,209
Davie, Broward	6,190
Milton, Santa Rosa	6,060
Vero Beach, Indian River	6,018
Lake City, Columbia	5,910
Sunrise, Broward	5,649
New Port Richey, Pasco	5,520
Coral Gables, Dade	5,504
Fort Pierce, St. Lucie	5,416
Saint Cloud, Osceola	5,344
Largo, Pinellas	5,283
Orange Park, Clay	5,225
Palm Bay, Brevard	5,139
Daytona Beach, Volusia	5,122
Apopka, Orange	5,011
Plantation, Broward	4,899
Brandon, Hillsborough	4,856
Spring Hill, Hernando	4,785
North Miami Beach, Dade	4,635
Clermont, Lake	4,601

COVID-19: characteristics of 1,423,510 Florida resident cases

Data through Jan 7, 2021 verified as of Jan 8, 2021 at 09:25 AM

Data in this report are provisional and subject to change.

The table below includes the cities and counties of residence for cases in Florida residents based on the patient's ZIP Code. Note that city is not always received as part of the initial notification and may be missing while the case is being investigated.

City and county	Cases
Plant City, Hillsborough	4,574
Weston, Broward	4,564
Sanford, Seminole	4,352
Jupiter, Palm Beach	4,327
Davenport, Polk	4,238
Deerfield Beach, Broward	4,214
Deltona, Volusia	4,207
Port Charlotte, Charlotte	4,079
Stuart, Martin	3,968
Fort Walton Beach, Okaloosa	3,952
Winter Garden, Orange	3,940
Miami Lakes, Dade	3,828
Tamarac, Broward	3,809
Crestview, Okaloosa	3,585
Wesley Chapel, Pasco	3,524
Palm Coast, Flagler	3,517
Land O Lakes, Pasco	3,509
Palmetto, Manatee	3,476
Coconut Creek, Broward	3,449
Live Oak, Suwannee	3,443
Palm Beach Gardens, Palm Beach	3,431
Deland, Volusia	3,399
Winter Park, Orange	3,367
Opa Locka, Dade	3,360
Margate, Broward	3,290
Palm Harbor, Pinellas	3,273
Oviedo, Seminole	3,209
Wellington, Palm Beach	3,156
Middleburg, Clay	3,069
Altamonte Springs, Seminole	3,026
Arcadia, Desoto	2,971
Lutz, Hillsborough	2,965
Venice, Sarasota	2,939
Punta Gorda, Charlotte	2,937
North Port, Sarasota	2,925
Haines City, Polk	2,923
Immokalee, Collier	2,911
Sebring, Highlands	2,908
Brooksville, Hernando	2,871
Hallandale, Broward	2,847
Leesburg, Lake	2,810
Ocoee, Orange	2,767
Valrico, Hillsborough	2,744
Cutler Ridge, Dade	2,741
Port Orange, Volusia	2,736
Saint Johns, St. Johns	2,680
Bonita Springs, Lee	2,671
Pembroke Pines, Broward	2,666
Okeechobee, Okeechobee	2,648
Seminole, Pinellas	2,641
The Villages, Sumter	2,542
Zephyrhills, Pasco	2,492
Navarre, Santa Rosa	2,459
Pinellas Park, Pinellas	2,409
Ormond Beach, Volusia	2,408
Ruskin, Hillsborough	2,380
Longwood, Seminole	2,372
Key West, Monroe	2,364
North Lauderdale, Broward	2,359

COVID-19: characteristics of 1,423,510 Florida resident cases

Data through Jan 7, 2021 verified as of Jan 8, 2021 at 09:25 AM

Data in this report are provisional and subject to change.

The table below includes the cities and counties of residence for cases in Florida residents based on the patient's ZIP Code. Note that city is not always received as part of the initial notification and may be missing while the case is being investigated.

City and county	Cases
North Miami, Dade	2,354
Jacksonville Beach, Duval	2,335
Windermere, Orange	2,332
Lake Worth Beach, Palm Beach	2,314
Quincy, Gadsden	2,296
Niceville, Okaloosa	2,252
Gulf Breeze, Santa Rosa	2,224
Cantonment, Escambia	2,217
Crawfordville, Wakulla	2,159
Bartow, Polk	2,113
Palatka, Putnam	2,107
Hudson, Pasco	2,082
Cocoa, Brevard	2,070
Casselberry, Seminole	2,070
Dade City, Pasco	2,040
Green Cove Springs, Clay	2,016
Oakland Park, Broward	2,002
Perry, Taylor	1,987
Panama City Beach, Bay	1,951
North Fort Myers, Lee	1,938
Marianna, Jackson	1,916
Fernandina Beach, Nassau	1,915
Ponte Vedra Beach, St. Johns	1,904
Clewiston, Hendry	1,893
Port Richey, Pasco	1,892
Lake Mary, Seminole	1,854
Auburndale, Polk	1,835
Kissimmee, Polk	1,799
Tarpon Springs, Pinellas	1,756
Inverness, Citrus	1,747
Royal Palm Beach, Palm Beach	1,740
Winter Springs, Seminole	1,731
Aventura, Dade	1,730
Lynn Haven, Bay	1,708
New Smyrna Beach, Volusia	1,672
Chipley, Washington	1,665
Titusville, Brevard	1,655
Defuniak Springs, Walton	1,644
Fleming Island, Clay	1,620
Wimauma, Hillsborough	1,612
Lake Wales, Polk	1,610
Merritt Island, Brevard	1,607
Belle Glade, Palm Beach	1,603
Santa Rosa Beach, Walton	1,602
Esterro, Lee	1,577
Starke, Bradford	1,574
Parkland, Broward	1,569
Cooper City, Broward	1,534
Dunedin, Pinellas	1,526
Loxahatchee, Palm Beach	1,505
Labelle, Hendry	1,503
Eustis, Lake	1,497
Holiday, Pasco	1,462
Sarasota, Manatee	1,457
Mayo, Lafayette	1,433
Key Biscayne, Dade	1,428
Coconut Grove, Dade	1,428
Destin, Okaloosa	1,425
Missing, Dade	1,424

COVID-19: characteristics of 1,423,510 Florida resident cases

Data through Jan 7, 2021 verified as of Jan 8, 2021 at 09:25 AM

Data in this report are provisional and subject to change.

The table below includes the cities and counties of residence for cases in Florida residents based on the patient's ZIP Code. Note that city is not always received as part of the initial notification and may be missing while the case is being investigated.

City and county	Cases
Crossings, Dade	1,422
Avon Park, Highlands	1,412
Parrish, Manatee	1,398
Palm City, Martin	1,394
Mulberry, Polk	1,390
Carol City, Dade	1,367
Odessa, Hillsborough	1,338
Seffner, Hillsborough	1,338
Mount Dora, Lake	1,326
Rockledge, Brevard	1,320
Bonifay, Holmes	1,318
Tavares, Lake	1,298
Wauchula, Hardee	1,296
Riviera Beach, Palm Beach	1,283
Summerfield, Marion	1,220
Macclenny, Baker	1,216
Yulee, Nassau	1,197
Biscayne Park, Dade	1,174
Groveland, Lake	1,173
Lake Butler, Union	1,169
Crystal River, Citrus	1,163
Orange City, Volusia	1,161
Maitland, Orange	1,153
Ponte Vedra, St. Johns	1,107
Lithia, Hillsborough	1,102
Callahan, Nassau	1,091
Pinecrest, Dade	1,091
Madison, Madison	1,089
Graceville, Jackson	1,087
Indiantown, Martin	1,084
Florida City, Dade	1,080
Homosassa, Citrus	1,057
Sebastian, Indian River	1,049
Century, Escambia	1,046
Dania, Broward	1,020
Atlantic Beach, Duval	1,020
Lady Lake, Lake	1,016
Monticello, Jefferson	1,003
Gibsonton, Hillsborough	1,002
Lake Placid, Highlands	989
Dover, Hillsborough	983
Pace, Santa Rosa	983
Hobe Sound, Martin	981
El Portal, Dade	960
Apollo Beach, Hillsborough	947
Palmetto Bay, Dade	939
Alachua, Alachua	923
Oldsmar, Pinellas	919
Sun City Center, Hillsborough	913
Blountstown, Calhoun	897
Jasper, Hamilton	896
Palm Springs, Palm Beach	896
Dunnellon, Marion	895
Everglades National Park, Dade	880
Lecanto, Citrus	863
Lantana, Palm Beach	850
Sanderson, Baker	850
Havana, Gadsden	848
North Palm Beach, Palm Beach	836

COVID-19: characteristics of 1,423,510 Florida resident cases

Data through Jan 7, 2021 verified as of Jan 8, 2021 at 09:25 AM

Data in this report are provisional and subject to change.

The table below includes the cities and counties of residence for cases in Florida residents based on the patient's ZIP Code. Note that city is not always received as part of the initial notification and may be missing while the case is being investigated.

City and county	Cases
Debary, Volusia	836
South Miami, Dade	829
Edgewater, Volusia	827
Belleview, Marion	812
Newberry, Alachua	810
Coleman, Sumter	776
Freeport, Walton	769
Trenton, Gilchrist	766
Wewahitchka, Gulf	764
Jensen Beach, Martin	764
Hilliard, Nassau	764
Williston, Levy	763
Moore Haven, Glades	748
Ellenton, Manatee	743
Wildwood, Sumter	740
Safety Harbor, Pinellas	736
Keystone Heights, Clay	732
Satellite Beach, Brevard	727
Beverly Hills, Citrus	724
Uleta, Dade	704
Olympia Heights, Dade	703
Frostproof, Polk	695
Lauderhill, Broward	695
Fellsmere, Indian River	693
Fisher Island, Dade	684
Coral, Dade	679
Cross City, Dixie	678
Bristol, Liberty	678
Englewood, Charlotte	672
Mary Esther, Okaloosa	670
Nokomis, Sarasota	668
Wilton Manors, Broward	665
Hernando, Citrus	657
Dunnellon, Citrus	649
Chattahoochee, Gadsden	645
Key Largo, Monroe	638
South Bay, Palm Beach	638
Polk City, Polk	634
Shalimar, Okaloosa	630
Medley, Dade	628
Bushnell, Sumter	626
Port Saint Joe, Gulf	623
Pahokee, Palm Beach	618
Lauderdale Lakes, Broward	612
Lawtey, Bradford	586
Marco Island, Collier	582
Glen Saint Mary, Baker	568
Englewood, Sarasota	557
Crescent City, Putnam	555
Bowling Green, Hardee	546
Fort Meade, Polk	545
Chiefland, Levy	538
Indialantic, Brevard	526
Miramar Beach, Walton	525
Cocoa Beach, Brevard	513
Interlachen, Putnam	512
High Springs, Alachua	510
Neptune Beach, Duval	501
Thonotosassa, Hillsborough	499

COVID-19: characteristics of 1,423,510 Florida resident cases

Data through Jan 7, 2021 verified as of Jan 8, 2021 at 09:25 AM

Data in this report are provisional and subject to change.

The table below includes the cities and counties of residence for cases in Florida residents based on the patient's ZIP Code. Note that city is not always received as part of the initial notification and may be missing while the case is being investigated.

City and county	Cases
Marathon, Monroe	491
Jacksonville, St. Johns	490
Old Town, Dixie	488
Spring Hill, Pasco	486
Southwest Ranches, Broward	484
Carrabelle, Franklin	482
Sorrento, Lake	480
Fruitland Park, Lake	473
Trinity, Pasco	470
Minneola, Lake	468
Lake Alfred, Polk	465
Sneads, Jackson	456
Bronson, Levy	454
Fort White, Columbia	454
Sweetwater, Dade	449
Fort Myers Beach, Lee	440
Belle Isle, Orange	427
West Melbourne, Brevard	424
Baker, Okaloosa	418
Clearwater Beach, Pinellas	404
Centerville, Leon	382
Cottondale, Jackson	381
Umatilla, Lake	379
Florida State University, Leon	376
Palm Beach, Palm Beach	373
Mascotte, Lake	373
Jay, Santa Rosa	370
Midway, Gadsden	370
Gulfport, Pinellas	368
Oakland, Orange	367
Weeki Wachee, Hernando	366
South Daytona, Volusia	365
Rotunda West, Charlotte	358
Citra, Marion	356
Hawthorne, Alachua	349
Oxford, Sumter	348
Zolfo Springs, Hardee	346
Raiford, Union	344
Silver Springs, Marion	344
Bunnell, Flagler	338
Altha, Calhoun	330
Melbourne Beach, Brevard	315
Branford, Suwannee	314
Myakka City, Manatee	313
Alva, Lee	313
Molino, Escambia	305
Surfside, Dade	302
Malone, Jackson	298
Youngstown, Bay	298
Ocklawaha, Marion	295
Haverhill, Palm Beach	291
Cape Canaveral, Brevard	290
Flagler Beach, Flagler	288
Tavernier, Monroe	288
Missing, Orange	288
Bell, Gilchrist	288
Celebration, Osceola	286
Pierson, Volusia	284
Hastings, St. Johns	283

COVID-19: characteristics of 1,423,510 Florida resident cases

Data through Jan 7, 2021 verified as of Jan 8, 2021 at 09:25 AM

Data in this report are provisional and subject to change.

The table below includes the cities and counties of residence for cases in Florida residents based on the patient's ZIP Code. Note that city is not always received as part of the initial notification and may be missing while the case is being investigated.

City and county	Cases
De Leon Springs, Volusia	279
Lehigh, Lee	277
Indian Harbour Beach, Brevard	273
East Palatka, Putnam	272
Archer, Alachua	269
Grand Ridge, Jackson	268
Apalachicola, Franklin	267
Missing, Volusia	265
Osprey, Sarasota	262
Dundee, Polk	262
Eagle Lake, Polk	260
Greenville, Madison	260
Mims, Brevard	255
Lake Park, Palm Beach	254
Winter Park, Seminole	252
Jennings, Hamilton	249
Westville, Holmes	245
Ave Maria, Collier	245
Holly Hill, Volusia	244
Bal Harbour, Dade	236
Vernon, Washington	235
Webster, Sumter	235
Chuluota, Seminole	234
Melrose, Putnam	231
O Brien, Suwannee	230
Tequesta, Palm Beach	230
Orlando, Osceola	230
Gotha, Orange	230
Floral City, Citrus	229
Missing, Lee	228
Missing, Marion	227
Greenwood, Jackson	226
Montverde, Lake	226
West Miami, Dade	220
Kenneth City, Pinellas	217
Satsuma, Putnam	216
Eastpoint, Franklin	216
Elkton, St. Johns	213
Valparaiso, Okaloosa	211
Reddick, Marion	209
Grand Island, Lake	207
Ponce De Leon, Holmes	206
San Antonio, Pasco	206
Malabar, Brevard	204
South Pasadena, Pinellas	203
Indian Rocks Beach, Pinellas	201
Missing, Santa Rosa	200
Sebastian, Brevard	199
Bryceville, Nassau	199
Edgewood, Orange	197
Gretna, Gadsden	193
Orlando, Seminole	192
Bay Harbor Islands, Dade	192
Belleair, Pinellas	188
Laurel Hill, Okaloosa	188
Alafaya, Orange	184
Lake Panasoffkee, Sumter	182
White Springs, Hamilton	178
Eglin Air Force Base, Okaloosa	177

COVID-19: characteristics of 1,423,510 Florida resident cases

Data through Jan 7, 2021 verified as of Jan 8, 2021 at 09:25 AM

Data in this report are provisional and subject to change.

The table below includes the cities and counties of residence for cases in Florida residents based on the patient's ZIP Code. Note that city is not always received as part of the initial notification and may be missing while the case is being investigated.

City and county	Cases
Wellborn, Suwannee	175
Missing, Palm Beach	175
Missing, St. Johns	175
Inlet Beach, Walton	173
Fort McCoy, Marion	173
Lee, Madison	170
Anthony, Marion	169
Southport, Bay	163
Geneva, Seminole	162
Saint James City, Lee	161
Sanibel, Lee	161
Orlando, Dade	157
Kindred, Osceola	157
Morrison, Levy	156
Mcdavid, Escambia	152
Mcalpin, Suwannee	150
Hosford, Liberty	150
Hallandale Beach, Broward	149
Fern Park, Seminole	148
Azalea Park, Orange	146
Alford, Jackson	146
Apopka, Seminole	145
Weirsdale, Marion	145
Longboat Key, Manatee	143
Howey-In-The-Hills, Lake	141
Holmes Beach, Manatee	140
Juno Beach, Palm Beach	139
Lakewood Ranch, Manatee	139
Zellwood, Orange	138
Greenacres, Palm Beach	138
Clair-Mel City, Hillsborough	137
Missing, Brevard	137
Fountain, Bay	136
Summerland Key, Monroe	134
Micanopy, Alachua	134
Orlando, Polk	133
University Of Miami, Dade	132
Caryville, Washington	129
Astatula, Lake	128
Babson Park, Polk	128
Hiawassee, Orange	128
Bokeelia, Lee	124
Islamorada, Monroe	124
Center Hill, Sumter	123
Holt, Okaloosa	121
Lauderdale By The Sea, Broward	121
Madeira Beach, Pinellas	120
Missing, Duval	120
Poinciana, Polk	120
Lockhart, Orange	119
Bay Lake, Orange	119
Pomona Park, Putnam	117
Sopchoppy, Wakulla	116
The Villages, Lake	116
Orlando, Broward	115
Matlacha, Lee	115
Altoona, Lake	112
Missing, Pinellas	111
Viera, Brevard	110

COVID-19: characteristics of 1,423,510 Florida resident cases

Data through Jan 7, 2021 verified as of Jan 8, 2021 at 09:25 AM

Data in this report are provisional and subject to change.

The table below includes the cities and counties of residence for cases in Florida residents based on the patient's ZIP Code. Note that city is not always received as part of the initial notification and may be missing while the case is being investigated.

City and county	Cases
Carrollwood, Hillsborough	108
Atlantis, Palm Beach	107
Lake Helen, Volusia	104
Odessa, Pasco	103
Osteen, Volusia	102
Steinhatchee, Taylor	102
Orlando, Volusia	101
Mangonia Park, Palm Beach	101
Orlando, Hillsborough	101
Oak Hill, Volusia	100
South Fort Myers, Lee	97
Grant-Valkaria, Brevard	96
Big Pine Key, Monroe	96
Hypoluxo, Palm Beach	96
Cloud Lake, Palm Beach	95
Placida, Charlotte	94
Clarksville, Calhoun	92
Missing, Broward	91
Baldwin, Duval	91
Hollister, Putnam	90
Lady Lake, Sumter	89
Citrus Springs, Citrus	89
University Of Fl, Alachua	88
Rocky Point, Hillsborough	86
Cutler Bay, Dade	85
Temple Terrace, Hillsborough	84
Ponce Inlet, Volusia	84
Golden Beach, Dade	84
San Mateo, Putnam	84
Panacea, Wakulla	84
Maitland, Seminole	82
Hampton, Bradford	82
Sumterville, Sumter	82
Missing, Collier	81
Seville, Volusia	81
Kendall, Dade	80
Buena Ventura Lakes, Osceola	80
Harmony, Osceola	79
Waldo, Alachua	79
Inglis, Levy	79
Missing, Pasco	78
Lake Hamilton, Polk	77
Christmas, Orange	77
Brooker, Bradford	76
Dinsmore, Duval	76
Lutz, Pasco	76
F M, Lee	76
Belleair Beach, Pinellas	75
Tierra Verde, Pinellas	73
Missing, St. Lucie	73
Florahome, Putnam	73
Bascom, Jackson	73
Orlando, Palm Beach	72
Lamont, Jefferson	71
Hurlburt Field, Okaloosa	71
Avon Park, Polk	71
Orlando, Lake	71
Callaway, Bay	71
Fruit Cove, St. Johns	70

COVID-19: characteristics of 1,423,510 Florida resident cases

Data through Jan 7, 2021 verified as of Jan 8, 2021 at 09:25 AM

Data in this report are provisional and subject to change.

The table below includes the cities and counties of residence for cases in Florida residents based on the patient's ZIP Code. Note that city is not always received as part of the initial notification and may be missing while the case is being investigated.

City and county	Cases
Lighthouse Point, Broward	69
Palma Ceia, Hillsborough	69
Canal Point, Palm Beach	68
Pinetta, Madison	67
Paisley, Lake	67
Astor, Lake	67
Barefoot Bay, Brevard	66
Eatonville, Orange	65
Missing, Escambia	64
University Of Central Florida, Orange	64
Crystal Beach, Pinellas	62
Stock Island, Monroe	62
Air Mail Facility, Dade	62
Ochopee, Collier	62
University Of South Florida, Hillsborough	60
Bradenton Beach, Manatee	59
Lorida, Highlands	59
The Villages, Marion	59
Welaka, Putnam	59
Patrick Air Force Base, Brevard	58
Bonita Beach, Lee	57
Ocean Ridge, Palm Beach	57
Fort Denaud, Hendry	56
Greensboro, Gadsden	56
Kathleen, Polk	55
Tyndall Air Force Base, Bay	55
Missing, Lake	55
Princeton, Dade	54
Saint Pete Beach, Pinellas	53
Campbellton, Jackson	53
Missing, Citrus	52
Missing, Hillsborough	52
Boca Grande, Lee	51
Barry University, Dade	51
West Park, Broward	49
Sunny Isles Beach, Dade	48
North Venice, Sarasota	48
Orlando, Brevard	47
Georgetown, Putnam	47
Cedar Key, Levy	46
Yalaha, Lake	46
Dania Beach, Broward	45
Destin, Walton	45
Felda, Hendry	45
Florida Gulf Coast Univ, Lee	45
North Redington Beach, Pinellas	44
Missing, Martin	44
Treasure Island, Pinellas	43
Palm Beach Shores, Palm Beach	43
Sewalls Point, Martin	42
Anna Maria, Manatee	42
Walnut Hill, Escambia	42
Cinco Bayou, Okaloosa	41
Missing, Hernando	41
Micco, Brevard	40
Cudjoe Key, Monroe	40
Singer Island, Palm Beach	40
Heathrow, Seminole	40
University Of Tampa, Hillsborough	39

COVID-19: characteristics of 1,423,510 Florida resident cases

Data through Jan 7, 2021 verified as of Jan 8, 2021 at 09:25 AM

Data in this report are provisional and subject to change.

The table below includes the cities and counties of residence for cases in Florida residents based on the patient's ZIP Code. Note that city is not always received as part of the initial notification and may be missing while the case is being investigated.

City and county	Cases
Reunion, Osceola	39
Bellview, Escambia	39
Manalapan, Palm Beach	38
Ona, Hardee	38
Northdale, Hillsborough	38
Miromar Lakes, Lee	38
Lake Suzy, Desoto	37
Terra Ceia, Manatee	36
Village Of Wellington, Palm Beach	36
Aloma, Orange	36
Town N Country, Hillsborough	36
Orlando, Pinellas	36
Missing, Clay	36
Salt Springs, Marion	35
Orlando, Leon	35
Highland City, Polk	35
Eaton Park, Polk	35
Miami Springs, Dade	34
Ebro, Washington	34
Flemington, Marion	34
Miami, Unknown	33
Mexico Beach, Bay	32
Missing, Seminole	32
Saint Leo, Pasco	32
Kenansville, Osceola	31
City Of Sunrise, Broward	31
Naranja, Dade	31
Okahumpka, Lake	31
Waverly, Polk	30
Intercession City, Osceola	30
Highland Beach, Palm Beach	30
Palm Shores, Brevard	30
Enterprise, Volusia	30
Missing, Nassau	30
Gulf Breeze, Escambia	29
Missing, Manatee	29
Missing, Indian River	29
Missing, Okaloosa	29
Missing, Sumter	28
Hialeah Gardens, Dade	27
Bonita Springs, Collier	27
Bay Pines, Pinellas	27
Duette, Manatee	27
Pensacola Beach, Santa Rosa	26
Florida State, Leon	26
Bagdad, Santa Rosa	26
Jupiter, Martin	26
Kinard, Calhoun	25
Caryville, Holmes	25
University Of Central Fl, Orange	25
South Miami Heights, Dade	25
Winter Garden, Lake	25
Lulu, Columbia	25
Nocatee, Desoto	25
Key Colony Beach, Monroe	25
South Palm Beach, Palm Beach	25
Univ Of Fl Student Dorms, Alachua	25
Dowling Park, Suwannee	24
Bayonet Point, Pasco	24

COVID-19: characteristics of 1,423,510 Florida resident cases

Data through Jan 7, 2021 verified as of Jan 8, 2021 at 09:25 AM

Data in this report are provisional and subject to change.

The table below includes the cities and counties of residence for cases in Florida residents based on the patient's ZIP Code. Note that city is not always received as part of the initial notification and may be missing while the case is being investigated.

City and county	Cases
Orlando, Pasco	24
Tice, Lee	24
Miami Shores, Dade	24
Labelle, Glades	24
Penney Farms, Clay	24
North Bay Village, Dade	23
Missing, Polk	23
Santa Fe, Alachua	23
Orlando, Duval	23
Pasadena, Pinellas	22
Tioga, Alachua	22
Village Wellington, Palm Beach	22
Homosassa Springs, Citrus	22
Lacoochee, Pasco	22
Florence Villa, Polk	22
Chokoloskee, Collier	22
Florida Dept Of Corrections, Union	22
Green Acres, Palm Beach	22
Horseshoe Beach, Dixie	21
Florida A And M University, Leon	21
Hallandale Beach, Broward	21
Tangerine, Orange	21
Poinciana, Osceola	21
Earleton, Alachua	21
Fort Lauderdale, Dade	20
Orlando, Marion	20
La Crosse, Alachua	20
Palmdale, Glades	20
Missing, Walton	19
Ponte Vedra, Duval	19
Mcintosh, Marion	19
Sun City, Hillsborough	19
Balm, Hillsborough	19
Goulds, Dade	19
Eloise, Polk	19
Indian Lake Estates, Polk	18
Stetson University, Volusia	18
Babcock Ranch, Lee	18
New Smyrna, Volusia	18
Siesta Key, Sarasota	18
Little Torch Key, Monroe	18
Hawthorne, Putnam	18
Florida International Univ, Dade	18
Cortez, Manatee	18
City Of Westlake, Palm Beach	18
Bonifay, Washington	18
Homeland, Polk	18
University Of Central Florida, Broward	18
Sparr, Marion	18
Sydney, Hillsborough	17
Long Key, Monroe	17
Lealman, Pinellas	17
Bayshore Gardens, Manatee	17
Bradley, Polk	17
Orlando, Alachua	17
Perdido Key, Escambia	17
Westchase, Hillsborough	17
Apopka, Lake	17
Venus, Highlands	17

COVID-19: characteristics of 1,423,510 Florida resident cases

Data through Jan 7, 2021 verified as of Jan 8, 2021 at 09:25 AM

Data in this report are provisional and subject to change.

The table below includes the cities and counties of residence for cases in Florida residents based on the patient's ZIP Code. Note that city is not always received as part of the initial notification and may be missing while the case is being investigated.

City and county	Cases
Branford, Lafayette	17
Orange Lake, Marion	17
Saint Marks, Wakulla	17
Missing, Osceola	16
Wabasso, Indian River	16
Sugarloaf Key, Monroe	16
Mexico Beach, Gulf	16
Graceville, Holmes	16
West Panama City Beach, Bay	16
Alturas, Polk	16
Yankeetown, Levy	16
Wausau, Washington	15
Champions Gate, Polk	15
Bostwick, Putnam	15
Paxton, Walton	15
Loughman, Polk	15
Pine Hills, Orange	15
Mango, Hillsborough	15
Maitland, Volusia	15
Ridge Manor, Pasco	15
Bonaventure, Broward	15
White Springs, Columbia	14
University Of Central Fl, Hillsborough	14
Miami, Broward	14
Indian River Shores, Indian River	14
Ocoee, Lake	14
Orlando, Manatee	14
Village Of Palmetto Bay, Dade	14
Goodland, Collier	14
Laud-By-The-Sea, Broward	14
Lowell, Marion	14
Candler, Marion	14
Murdock, Charlotte	14
Crystal Springs, Pasco	14
Winter Park, Polk	14
Everglades City, Collier	13
Maitland, Polk	13
Plymouth, Orange	13
Parker, Bay	13
Orlando, Flagler	13
Mount Dora, Orange	13
Gulf Stream, Palm Beach	13
Tallevast, Manatee	13
Orlando, Lee	13
Pine Castle, Orange	13
Hernando Beach, Hernando	12
Maitland, Osceola	12
Florida International University, Dade	12
Pembroke Park, Broward	12
Golden Oak, Orange	12
Jensen Beach, St. Lucie	12
Zellwood, Lake	12
Woodville, Leon	12
Westlake, Palm Beach	12
Forest City, Orange	12
Fort Ogden, Desoto	12
Wewahitchka, Calhoun	12
Lake City, Suwannee	11
Unknown, Dade	11

COVID-19: characteristics of 1,423,510 Florida resident cases

Data through Jan 7, 2021 verified as of Jan 8, 2021 at 09:25 AM

Data in this report are provisional and subject to change.

The table below includes the cities and counties of residence for cases in Florida residents based on the patient's ZIP Code. Note that city is not always received as part of the initial notification and may be missing while the case is being investigated.

City and county	Cases
Saint George Island, Franklin	11
Archer, Levy	11
Hollywood, Dade	11
Jacksonville, Unknown	11
Buckingham, Lee	11
Holder, Citrus	11
Gulf Hammock, Levy	11
High Springs, Gilchrist	11
Gonzalez, Escambia	11
Lakeshore, Polk	10
Shady Hills, Pasco	10
Pensacola Beach, Escambia	10
Saint Johns, Duval	10
Rosemary Beach, Walton	10
Greenville, Taylor	10
Graham, Bradford	10
Apopka, Volusia	10
Passport, Unknown	10
Union Park, Orange	10
Durant, Hillsborough	10
Leisure City, Dade	10
Wahneta, Polk	10
Ramrod Key, Monroe	10
Telogia, Liberty	10
Long Boat Key, Manatee	10
Trilby, Pasco	10
Redington Shores, Pinellas	10
Fort Charlotte, Charlotte	10
Cottdale, Washington	9
Daytona Beach Shores, Volusia	9
Orlando, Okaloosa	9
Missing, Taylor	9
Palma Sola, Manatee	9
Trenton, Levy	9
University Park, Manatee	9
Belleair Bluffs, Pinellas	9
Choctaw Beach, Okaloosa	9
Brooksville, Pasco	9
Lake Como, Putnam	9
Lake Buena Vista, Orange	9
Watersound, Walton	9
Perrine, Dade	9
Roseland, Indian River	9
Laurel Hill, Walton	9
Orlando, Escambia	9
Missing, Bay	9
Missing, Monroe	9
Dade City, Hernando	9
Fanning Springs, Gilchrist	9
Hillsboro Beach, Broward	9
Nalcrest, Polk	9
Maxville, Duval	9
Lamont, Madison	9
Steinhatchee, Dixie	9
Rubonia, Manatee	9
Indian Creek Village, Dade	8
Florida State Univ Admin, Leon	8
Forest City, Seminole	8
Missing, Putnam	8

COVID-19: characteristics of 1,423,510 Florida resident cases

Data through Jan 7, 2021 verified as of Jan 8, 2021 at 09:25 AM

Data in this report are provisional and subject to change.

The table below includes the cities and counties of residence for cases in Florida residents based on the patient's ZIP Code. Note that city is not always received as part of the initial notification and may be missing while the case is being investigated.

City and county	Cases
Orlando, St. Lucie	8
Nichols, Polk	8
West Delray Beach, Palm Beach	8
Webster, Hernando	8
Johns Pass Village, Pinellas	8
Ferndale, Lake	8
Saint Lucie West, St. Lucie	8
Otter Creek, Levy	8
Missing, Columbia	8
Davenport, Osceola	8
Maitland, Hillsborough	8
Hialeah, Unknown	8
Jerome, Collier	8
Innovation, Pasco	7
Citrus Ridge, Indian River	7
Redington Beach, Pinellas	7
Ponce De Leon, Walton	7
Maitland, Lake	7
Orlando, Sarasota	7
Lake Monroe, Seminole	7
Kissimmee, Orange	7
Pine Ridge, Citrus	7
University Of Central Fl, Martin	7
Missing, Flagler	7
Mount Plymouth, Lake	7
N/A, Unknown	7
Salem, Taylor	7
Suwannee, Dixie	7
Evinston, Alachua	7
Braden River, Manatee	7
Cypress, Jackson	7
Hutchinson Island, St. Lucie	7
Ozona, Pinellas	7
Missing, Holmes	7
Morrison, Marion	6
Duck Key, Monroe	6
Orchid, Indian River	6
Lloyd, Jefferson	6
Fernandina, Nassau	6
Missing, Unknown	6
Seacrest, Walton	6
Orlando, St. Johns	6
Orange Springs, Marion	6
Orlando, Hernando	6
Virginia Gardens, Dade	6
Mayport Naval Station, Duval	6
Lake Butler, Bradford	6
Grant Valkaria, Brevard	6
Basinger, Okeechobee	6
Citrus Hills, Citrus	6
Port Saint John, Brevard	6
Switzerland, St. Johns	6
Grandin, Putnam	6
Palm City, St. Lucie	6
Ocoee, Osceola	6
Quail Heights, Dade	6
Missing, Sarasota	6
Sea Ranch Lakes, Broward	6
Winderemere, Orange	6

COVID-19: characteristics of 1,423,510 Florida resident cases

Data through Jan 7, 2021 verified as of Jan 8, 2021 at 09:25 AM

Data in this report are provisional and subject to change.

The table below includes the cities and counties of residence for cases in Florida residents based on the patient's ZIP Code. Note that city is not always received as part of the initial notification and may be missing while the case is being investigated.

City and county	Cases
East Lake, Marion	6
Gibsonia, Polk	6
Ebro, Bay	5
Deer Island, Lake	5
Grove City, Charlotte	5
Westchester, Dade	5
Wildlight, Nassau	5
Missing, Highlands	5
Apopka, Broward	5
River Ranch, Polk	5
Stuart, St. Lucie	5
Putnam Hall, Putnam	5
Pass, Unknown	5
Winter Park, Broward	5
Niceville, Walton	5
Fairfield, Marion	5
Captiva, Lee	5
Beverly Beach, Flagler	5
Aripeka, Pasco	5
Orlando, Charlotte	5
Winter Garden, Seminole	5
White City, Gulf	5
Worthington Springs, Union	5
Winter Garden, Osceola	5
Briny Breezes, Palm Beach	5
Eatonville, Polk	5
Missing, Alachua	5
Windermere, Alachua	5
Orlando, Collier	5
Okeechobee, Martin	5
Los Angeles, Dade	5
Ybor City, Hillsborough	5
Lakewood Ranch, Sarasota	5
Longboat Key, Sarasota	5
Kingsley Lake, Bradford	5
Psl, Unknown	5
Naples, Lee	4
Newberry, Gilchrist	4
Okeechobee, Osceola	4
Missing, Calhoun	4
Miami Gardens, Unknown	4
Fort Lauderdale, Palm Beach	4
Clewiston, Palm Beach	4
Pensacola, Unknown	4
Miccosukee, Leon	4
Keystone Heights, Bradford	4
Copeland, Collier	4
Oneco, Manatee	4
Orlando, Citrus	4
Wakulla Springs, Wakulla	4
Missing, Suwannee	4
International Service Center, Dade	4
Elfers, Pasco	4
Alafaya, Broward	4
Nobleton, Hernando	4
El Jobean, Charlotte	4
Hinsdale, Manatee	4
Bella Collina, Lake	4
Saint Augustine, Duval	4

COVID-19: characteristics of 1,423,510 Florida resident cases

Data through Jan 7, 2021 verified as of Jan 8, 2021 at 09:25 AM

Data in this report are provisional and subject to change.

The table below includes the cities and counties of residence for cases in Florida residents based on the patient's ZIP Code. Note that city is not always received as part of the initial notification and may be missing while the case is being investigated.

City and county	Cases
Williston, Marion	4
Tampa, Pinellas	4
Shady Grove, Taylor	4
Orlando, Santa Rosa	4
Holt, Santa Rosa	4
Inlet Beach, Bay	4
Maitland, Leon	4
Laurel, Sarasota	4
Missing, Leon	4
Mayport, Duval	4
Milton, Escambia	4
Eau Gallie, Brevard	4
Cross Creek, Alachua	4
Indian Shores, Pinellas	4
Missing, Jackson	4
Loxahatchee Groves, Palm Beach	4
Live Oak, Madison	4
West Bradenton, Manatee	4
Windermere, Leon	4
Okeechobee, Glades	4
Orlando, Columbia	4
University Of Central Florida, Brevard	4
Valkaria, Brevard	4
Saint Augustine Beach, St. Johns	4
Glen Ridge, Palm Beach	4
Goldenrod, Seminole	4
Orlando, Highlands	4
Scottsmeer, Brevard	4
Ocean Breeze, Martin	4
Orlando, Bay	4
Hialeah, Broward	4
Melrose, Bradford	4
Barberville, Volusia	4
Alys Beach, Bay	3
Alligator Point, Wakulla	3
Eglin, Okaloosa	3
Margate, Unknown	3
Maitland, Pasco	3
Highland Park, Polk	3
Port Salerno, Martin	3
Winter Garden, Polk	3
Pp, Dade	3
Pp, Unknown	3
Winter Park, Lake	3
Woodside, Broward	3
University Of Central Florida, Palm Beach	3
Ocoee, Broward	3
Missing, Hendry	3
Lanark Village, Franklin	3
Labelle, Lee	3
Apopka, Osceola	3
Brewton, Escambia	3
Saint Augusaintine Beach, St. Johns	3
Orlando, Indian River	3
Orlando, Martin	3
Port Charlotte, Unknown	3
Punta Gorda, Lee	3
Windermere, Seminole	3
Village Of Golf, Palm Beach	3

COVID-19: characteristics of 1,423,510 Florida resident cases

Data through Jan 7, 2021 verified as of Jan 8, 2021 at 09:25 AM

Data in this report are provisional and subject to change.

The table below includes the cities and counties of residence for cases in Florida residents based on the patient's ZIP Code. Note that city is not always received as part of the initial notification and may be missing while the case is being investigated.

City and county	Cases
Lynbrook, Broward	3
Lakeland, Hillsborough	3
Lake Geneva, Clay	3
Miami Gardens, Broward	3
Hallandale Beach, Unknown	3
Deerfield Beach, Palm Beach	3
Blountstown, Liberty	3
Jacksonville, Clay	3
Apopka, Dade	3
Bonifay, Jackson	3
Orlando, Union	3
Sunny Hills, Washington	3
Winter Park, Alachua	3
Winter Park, Leon	3
Winter Park, Osceola	3
University Of Central Fl, Seminole	3
Vero Beach, St. Lucie	3
Seacrest, Bay	3
Point Washington, Walton	3
Apopka, Hillsborough	3
Ocean Reef Club, Monroe	3
Orange Park, Duval	3
Missing, Washington	3
Mims, Volusia	3
Jonesville, Alachua	3
Julington Creek, St. Johns	3
Fernandina Beach, Duval	3
Fpo, Duval	3
Day, Lafayette	3
Cypress Gardens, Polk	3
Bowling Green, Polk	3
Crescent Beach, Sarasota	3
Hollywood, Unknown	3
Indian Rock Beach, Pinellas	3
Inglis, Citrus	3
Monticello, Madison	3
Mayport Naval Housing, Duval	3
Vernon, Bay	3
Windermere, Palm Beach	3
Winter Park, Brevard	3
Samoset, Manatee	3
San Fernando, Unknown	3
Pompano Beach, Palm Beach	3
Clarcona, Orange	3
Glenwood, Volusia	3
Ft Pierce, St. Lucie	3
Lamont, Taylor	3
Orlando, Nassau	3
Sugarloaf, Monroe	3
Winter Garden, Leon	3
Westville, Walton	3
Coraopolis, Citrus	3
Conch Key, Monroe	3
Chicago, Lee	3
Branford, Gilchrist	3
Bristol, Calhoun	3
Bayou George, Bay	3
Babcock Ranch, Charlotte	3
Jacksonville, Alachua	3

COVID-19: characteristics of 1,423,510 Florida resident cases

Data through Jan 7, 2021 verified as of Jan 8, 2021 at 09:25 AM

Data in this report are provisional and subject to change.

The table below includes the cities and counties of residence for cases in Florida residents based on the patient's ZIP Code. Note that city is not always received as part of the initial notification and may be missing while the case is being investigated.

City and county	Cases
Miramar, Dade	3
Orlando, Jackson	3
North Fort Myers, Charlotte	3
Kissimmee, Unknown	3
Jacksonville Naval Air Station, Duval	3
San Carlos Park, Lee	3
Umatilla, Marion	3
Sorrento, Orange	3
Tampa, Hernando	2
Summerfield, Unknown	2
University Of Central Florida, Lee	2
Vero Beach, Unknown	2
Wauchula, Desoto	2
Winter Park, Dade	2
Sebring, Desoto	2
Pompano Beach, Unknown	2
Ormond Beach, Flagler	2
Panama City, Unknown	2
Yeehaw, Okeechobee	2
Jacksonville Naval Hospital, Duval	2
Jacksonville, Nassau	2
Longview, Dade	2
Hosford, Calhoun	2
Okeechobee, Lake	2
Melrose, Clay	2
Mesa, Unknown	2
000000, Unknown	2
Cape Haze, Charlotte	2
Boynton Beach, Broward	2
Saint Marys, Nassau	2
Windermere, Lake	2
Venetian Islands, Dade	2
Winter Park, Highlands	2
Wacissa, Jefferson	2
Ocoee, Leon	2
Orlo Vista, Orange	2
Port Saint Lucie, Palm Beach	2
Land O Lakes, Hillsborough	2
Milligan, Okaloosa	2
Missing, Okeechobee	2
Lakeland, Unknown	2
Haines Creek, Lake	2
Fort Lauderdale, Alachua	2
Cross City, Taylor	2
Carl Fisher, Dade	2
Port Canaveral, Brevard	2
Sunrise, Unknown	2
Seguin, Unknown	2
Oakland Park, Unknown	2
Tampa, Broward	2
Land O Lakes, Unknown	2
Marysville, Dade	2
Island Grove, Alachua	2
Green Cove Springs, Duval	2
Claysville, Hernando	2
Cibolo, Orange	2
Dade City, Unknown	2
Crestview, Walton	2
Cross Key, Monroe	2

COVID-19: characteristics of 1,423,510 Florida resident cases

Data through Jan 7, 2021 verified as of Jan 8, 2021 at 09:25 AM

Data in this report are provisional and subject to change.

The table below includes the cities and counties of residence for cases in Florida residents based on the patient's ZIP Code. Note that city is not always received as part of the initial notification and may be missing while the case is being investigated.

City and county	Cases
Cape San Blas, Gulf	2
Jupiter Island, Martin	2
Labelle, Collier	2
Lauderhill, Unknown	2
Long Beach, Orange	2
Longwood, Unknown	2
Miramar, Unknown	2
Miami, Martin	2
Maitland, Palm Beach	2
Okeechobee, Highlands	2
New Port Richey, Hillsborough	2
At Large, Broward	2
Alys Beach, Walton	2
Alford, Washington	2
Apopka, Duval	2
East Rockland Key, Monroe	2
Sand Lake, Orange	2
Union, Manatee	2
University Of Central Fl, Broward	2
Windermere, Hillsborough	2
Venice, Dade	2
Winter Park, Collier	2
Winter Park, Duval	2
Winter Park, Hillsborough	2
Winter Park, Volusia	2
Tarpon Springs, Pasco	2
West Palm Beach, Dade	2
Oklawaha, Marion	2
Olustee, Baker	2
Ocoee, Duval	2
Apopka, Flagler	2
Apopka, Marion	2
Apopka, Sarasota	2
Clermont, Polk	2
Doctors Inlet, Clay	2
Deland, Lake	2
Greenville, Jefferson	2
Fort Pierce, Martin	2
Ludlam, Dade	2
Lecanto, Marion	2
Alligator Point, Franklin	2
Coconut Creek, Unknown	2
Crawfordville, Leon	2
Immokalee, Lee	2
Eatonville, Lake	2
Fort Lauderdale, Unknown	2
Fort Myers, Unknown	2
Miami, Palm Beach	2
None, Dade	2
Lutz, Pinellas	2
Lawtey, Union	2
Los Angeles, Okaloosa	2
Winter Garden, Broward	2
Winter Garden, Dade	2
Windermere, Osceola	2
Winter Park, St. Johns	2
Port Saint Lucie, Martin	2
Orlando, Unknown	2
Saint Petersburg, Hillsborough	2

COVID-19: characteristics of 1,423,510 Florida resident cases

Data through Jan 7, 2021 verified as of Jan 8, 2021 at 09:25 AM

Data in this report are provisional and subject to change.

The table below includes the cities and counties of residence for cases in Florida residents based on the patient's ZIP Code. Note that city is not always received as part of the initial notification and may be missing while the case is being investigated.

City and county	Cases
Seybold, Dade	2
Upper Key Largo, Monroe	2
Seven Springs, Pasco	2
Cassadaga, Volusia	2
Hialeah Lakes, Dade	2
Fort Walton Beach, Walton	2
Dunnellon, Levy	2
Lake Harbor, Palm Beach	2
Moore Haven, Hendry	2
Naples, Broward	2
Orlando, Sumter	2
Orlando, Holmes	2
University Of Central Florida, Pinellas	2
University Of Central Fl, Dade	2
University Of Central Fl, Osceola	2
Wimauma, Manatee	2
Windermere, Polk	2
Winter Garden, Brevard	2
Provo, Broward	2
Sumatra, Liberty	2
Portland, Unknown	2
Winter Garden, Hillsborough	2
Pass, Dade	2
Tangerine, Lake	2
Jacksonville, Dade	2
Madison, Unknown	2
Los Angeles, Broward	2
Lockhart, Seminole	2
Florida Power & Light Co, Dade	2
Amelia City, Nassau	2
Amelia Village, Nassau	1
Apple Creek, Citrus	1
Altamonte, Orange	1
Alva, Collier	1
333, Unknown	1
Alafaya, Volusia	1
Allentown, Putnam	1
Bear Grass, Palm Beach	1
Azalea Park, Osceola	1
Chipley, Holmes	1
Chipley, Jackson	1
Colorado Springs, Unknown	1
Conifer, Lee	1
Coco River, Collier	1
Bryn Mawr, Palm Beach	1
Camden Wyoming, Duval	1
Chattanooga, Dade	1
Fort Denaud, Glades	1
Everett, Dade	1
Fl State Lot, Leon	1
Fortlauderdale, Unknown	1
Ft Pierce, Unknown	1
Garland, Orange	1
El Paso, Unknown	1
Eatonville, Seminole	1
Destin, Unknown	1
Loganville, Orange	1
Live Oak, Columbia	1
Longwood, Orange	1

COVID-19: characteristics of 1,423,510 Florida resident cases

Data through Jan 7, 2021 verified as of Jan 8, 2021 at 09:25 AM

Data in this report are provisional and subject to change.

The table below includes the cities and counties of residence for cases in Florida residents based on the patient's ZIP Code. Note that city is not always received as part of the initial notification and may be missing while the case is being investigated.

City and county	Cases
Miami Garden, Unknown	1
Miami, Monroe	1
Miamii, Dade	1
Miamt, Dade	1
Mid Florida, Seminole	1
Middleburg, Duval	1
Miramar, Palm Beach	1
N/A, Duval	1
Naples, Alachua	1
Jeffersonville, Broward	1
Knoxville, Escambia	1
Lake Mary, Lake	1
Lauderdale Hill, Unknown	1
Lake Worth, Broward	1
Homeless, Dade	1
Hickory, Lee	1
Hallandate Ben, Unknown	1
Tampa, Manatee	1
Steinhatchee, Alachua	1
Port Saint Lucie, Indian River	1
Russellville, Hillsborough	1
Saint Augustine, Okaloosa	1
Saint Teresa, Wakulla	1
San Diego, Unknown	1
Westerville, Hillsborough	1
University Of Central Florida, Hillsborough	1
Vero Beach, Brevard	1
Village Of Palm Springs, Palm Beach	1
Webster, Pasco	1
University Of Central Fl, Pasco	1
Union City, Bradford	1
Pompano Beach, Alachua	1
Pine Hills, Broward	1
Porter Ranch, Dade	1
Raiford, Bradford	1
Republic, Monroe	1
Ridgewood, Broward	1
Riverview, Manatee	1
Roseland, Palm Beach	1
Old Town, Gilchrist	1
Palm City, Unknown	1
Oviedo, Leon	1
Ocoee, Hillsborough	1
Ocala, Unknown	1
Opa Locka, Polk	1
Orem, Sarasota	1
Orem, Unknown	1
Woodland Hills, Brevard	1
Windermere, Dade	1
Winston Salem, Unknown	1
Wilbur By The Sea, Volusia	1
Willowbrook, Lee	1
Port Charlotte Fl, Unknown	1
Richmond Heights, Dade	1
Rochester, Lee	1
Rosemary Beach, Bay	1
Pensacola, Santa Rosa	1
Ponce, Orange	1
Plant City, Pinellas	1

COVID-19: characteristics of 1,423,510 Florida resident cases

Data through Jan 7, 2021 verified as of Jan 8, 2021 at 09:25 AM

Data in this report are provisional and subject to change.

The table below includes the cities and counties of residence for cases in Florida residents based on the patient's ZIP Code. Note that city is not always received as part of the initial notification and may be missing while the case is being investigated.

City and county	Cases
Plantation, Unknown	1
Sumter Ville, Unknown	1
South Otselic, Dade	1
Saint Petersburg, Dade	1
San Juan, Osceola	1
San Pedro Sula, Dade	1
Sandy, Duval	1
Winter Garden, Sumter	1
Wayne, Dade	1
West Simsbury, Collier	1
Windermere, Lee	1
University Of Central Fl, St. Johns	1
University Of Central Florida, Dade	1
Tinley Park, Lee	1
Telluride, Lee	1
Springhill, Unknown	1
Tampa, Jackson	1
Opa Locka, Unknown	1
Oakland, Broward	1
Oakland, Manatee	1
Ocoee, Polk	1
Naugatuck, Lee	1
Myakka, Duval	1
New Vernon, Sarasota	1
New York, Broward	1
Lakewood, Unknown	1
Los Angeles, Polk	1
Knoxville, Duval	1
Maitland, Unknown	1
Melbourne, Orange	1
Miami Beach, Palm Beach	1
Miami Granders, Dade	1
Missing, Charlotte	1
Middleburg, Unknown	1
Minneapolis, Broward	1
Duke Field Air Force Station, Okaloosa	1
Flora, Lee	1
Fdsf, Unknown	1
Frankfort, Bay	1
Hilliard, Dade	1
Hollywood, Leon	1
Holt, Unknown	1
Humble, Broward	1
Havanna, Gadsden	1
Green, Clay	1
Greensburg, Orange	1
Greenville, Monroe	1
Gulf Shores, Escambia	1
Fruitland Park, Sumter	1
Fwb, Unknown	1
Gastonia, Polk	1
Bryn Mawr, Collier	1
Apalachicola, Leon	1
Apopka, Palm Beach	1
Aspen, Palm Beach	1
Atlanta, Broward	1
Aurburndale, Polk	1
Azalea Park, Sarasota	1
Bartow, Unknown	1

COVID-19: characteristics of 1,423,510 Florida resident cases

Data through Jan 7, 2021 verified as of Jan 8, 2021 at 09:25 AM

Data in this report are provisional and subject to change.

The table below includes the cities and counties of residence for cases in Florida residents based on the patient's ZIP Code. Note that city is not always received as part of the initial notification and may be missing while the case is being investigated.

City and county	Cases
Boca Rotan, Unknown	1
Deltona , Volusia	1
Clermont, Unknown	1
Columbia, Orange	1
Coral Springs, Unknown	1
Cornelius, Leon	1
Crestview, Dade	1
Dade City, Polk	1
Dania, Unknown	1
Darien, Pasco	1
Sun City Center, Hardee	1
Tallahassee, Duval	1
Tampa, Palm Beach	1
Tulsa, Orange	1
University Of Central Fl, Clay	1
Saxis, Lee	1
Sebring, Lee	1
Spring Hill , Hernando	1
Starke, Clay	1
Stone Mountain, Palm Beach	1
Saint Petersburg, St. Lucie	1
Saint Johns, Unknown	1
Rye, Duval	1
Orlando, Washington	1
Palm Coast, Polk	1
Palm Coast, Volusia	1
Parker, Dade	1
Oooooo, Unknown	1
Rex, Duval	1
Port Everglades, Broward	1
Peoria, Unknown	1
Pacifica, Dade	1
Zolfo Springs, Polk	1
Winter Park, Calhoun	1
Winter Park, Indian River	1
Winter Park, Lee	1
Windermere, Pasco	1
Vernon, Unknown	1
Winter Garden, Pinellas	1
Washington, Unknown	1
Wekiva Springs, Seminole	1
West Villages, Sarasota	1
Wichita, Volusia	1
Winder Garden, Orange	1
Windermere, Broward	1
Louisville, Manatee	1
Los Angeles Ca, Unknown	1
Lewisburg, Pasco	1
Littleton, Dade	1
Maitland, Dade	1
Lake City, Hamilton	1
Jerusalem, St. Johns	1
La Grange, Dade	1
North Pole, Seminole	1
North Port, Lee	1
Mount Pleasant, Gadsden	1
Navarre, Okaloosa	1
New Orleans, Palm Beach	1
Newark, Broward	1

COVID-19: characteristics of 1,423,510 Florida resident cases

Data through Jan 7, 2021 verified as of Jan 8, 2021 at 09:25 AM

Data in this report are provisional and subject to change.

The table below includes the cities and counties of residence for cases in Florida residents based on the patient's ZIP Code. Note that city is not always received as part of the initial notification and may be missing while the case is being investigated.

City and county	Cases
Newburgh, Bay	1
Marshall, Dade	1
Miami Lakes, Unknown	1
Miami, Hillsborough	1
Miami, Orange	1
Middlesburg, Duval	1
Missing, Hardee	1
Fort Pierce, Unknown	1
Gotha, Palm Beach	1
Eatonville, Osceola	1
Cypress, Leon	1
Edgewood, Osceola	1
Homeless, Polk	1
Homosassa, Hernando	1
Harrison, Pinellas	1
Granada Hills, Broward	1
Hailandale, Unknown	1
Hialeah, Bay	1
Clermont, Osceola	1
Clewiston, Glades	1
Deland, St. Lucie	1
Deltona, Orange	1
Cartersville, Unknown	1
Anaheim, Unknown	1
Alafaya, Palm Beach	1
Athens, Duval	1
Bogota, Orange	1
Bradington, Manatee	1
Bronx, Palm Beach	1
Blountstown, Jackson	1
Belle Isle, Dade	1
Lemoyne, Manatee	1
Marianna, Calhoun	1
Magnolia Square, Osceola	1
Maitland, Alachua	1
Lawrence Township, Palm Beach	1
Las Vegas, Orange	1
New Richmond, Volusia	1
Oakland, Lake	1
Oakland, Leon	1
Melrose, Alachua	1
Miamf, Dade	1
Miami G, Dade	1
Miami, Collier	1
Gotha, Leon	1
Gilmer, Dade	1
Haverford, Hillsborough	1
Kingsland, Duval	1
Kissimmee, Brevard	1
Lake Placid, Alachua	1
Lander, Citrus	1
Deland, Polk	1
Dallas, Lee	1
De Leon Springs, Putnam	1
Estero, Collier	1
Fanning Springs, Levy	1
Columbus, Brevard	1
Cookeville, Seminole	1
Crestview, Holmes	1

COVID-19: characteristics of 1,423,510 Florida resident cases

Data through Jan 7, 2021 verified as of Jan 8, 2021 at 09:25 AM

Data in this report are provisional and subject to change.

The table below includes the cities and counties of residence for cases in Florida residents based on the patient's ZIP Code. Note that city is not always received as part of the initial notification and may be missing while the case is being investigated.

City and county	Cases
Cumberland, Palm Beach	1
Dade City, Hillsborough	1
Charlotte, Pasco	1
Clear Brook, Lee	1
Clermont, Orange	1
Apopka, St. Lucie	1
Belle Isle, Polk	1
Apopka, Manatee	1
99, Unknown	1
Alanson, Bay	1
Aollywoss, Dade	1
Boca Raton, Unknown	1
Bohealia, Lee	1
Blowing Rock, Polk	1
Carol Stream, Orange	1
Bryant, Alachua	1
Ocoee, Lee	1
Ocoee, Volusia	1
Okeechobee, St. Lucie	1
Opalocka, Dade	1
Palm Coast, Duval	1
Orlando, Hendry	1
Orlando, Levy	1
Pineland, Lee	1
Saint Cloud, Lee	1
Saint Johns, Orange	1
San Antonio, Sarasota	1
San Antonio, Unknown	1
Sanford, Volusia	1
Perry, Leon	1
Palm Springs North, Dade	1
Provincetown, Collier	1
Weston, Dade	1
Wheaton, Lee	1
Wesley Chapel, Alachua	1
Virginia Beach, Hernando	1
University Of Central Florida, Monroe	1
Tewksbury, Orange	1
Toms River, Dade	1
Tampa Palms, Hillsborough	1
Tangerine, Seminole	1
Soldotna, Broward	1
South Burlington, Orange	1
Steinhatchee, Madison	1
Wood River, Polk	1
Winter Springs, Orange	1
Youngstown, Washington	1
Zellwood, Brevard	1
Zellwood, Osceola	1
Winter Park, Manatee	1
Winter Park, Palm Beach	1
Wabasha, Clay	1
West Hollywood, Broward	1
Waverly, Duval	1
Winnetka, Dade	1
Weston, Unknown	1
Wildwood, Lee	1
West Palm Beach, Unknown	1
Unknown, Duval	1

COVID-19: characteristics of 1,423,510 Florida resident cases

Data through Jan 7, 2021 verified as of Jan 8, 2021 at 09:25 AM

Data in this report are provisional and subject to change.

The table below includes the cities and counties of residence for cases in Florida residents based on the patient's ZIP Code. Note that city is not always received as part of the initial notification and may be missing while the case is being investigated.

City and county	Cases
Upland, Manatee	1
Surfside Beach, Orange	1
Tavares, Unknown	1
Temple, Palm Beach	1
Sandestin, Walton	1
Scottsdale, Brevard	1
St Peterburg, Orange	1
Stiamk, Dade	1
Sun City Center, Lee	1
Saint Petersburg, Duval	1
Roswell, Bay	1
Ruskin, Dade	1
Ruskin, Manatee	1
Pompano Beach, Dade	1
Pompano Beach, Osceola	1
Port Charlotte, Lee	1
Port Saint Lucie, Marion	1
Port St Luice, Unknown	1
Port St. Lucie, St. Lucie	1
Pine Hills, Polk	1
Pensacola Naval Hospital, Escambia	1
Painted Post, Pasco	1
Palatka, Marion	1
Delray Beach, Broward	1
Fort Lauderdale, Lee	1
Fort Pierce, Brevard	1
Fort Worth, Broward	1
Franklin, Orange	1
Gainesville, Santa Rosa	1
High Springs, Columbia	1
Gwynn Oak, Polk	1
Belle Isle, Seminole	1
Boys Ranch, Suwannee	1
Coal City, Pasco	1
Celebration, Orange	1
Chicago, Broward	1
Commerce Township, Manatee	1
Crawfordville, Alachua	1
Crescent City, Marion	1
Crestview, Unknown	1
Altamonte Springs, Orange	1
O, Unknown	1
Addison, Pasco	1
Alafaya, Dade	1
Anastasia Island, St. Johns	1
Apo, Collier	1
Apopka, Alachua	1
Apopka, Citrus	1
Austin, Dade	1
Azalea Park, Broward	1
Arabi, Orange	1
Big Torch Key, Monroe	1
Black, Holmes	1
Boca Raton, Lee	1
Bonifay, Unknown	1
Bonnie, St. Johns	1
Newaygo, Charlotte	1
Na, Dade	1
Naples, Leon	1

COVID-19: characteristics of 1,423,510 Florida resident cases

Data through Jan 7, 2021 verified as of Jan 8, 2021 at 09:25 AM

Data in this report are provisional and subject to change.

The table below includes the cities and counties of residence for cases in Florida residents based on the patient's ZIP Code. Note that city is not always received as part of the initial notification and may be missing while the case is being investigated.

City and county	Cases
North Port, Charlotte	1
Miami Beach, Unknown	1
Milford, Bay	1
Missing, Desoto	1
Lecanto, Palm Beach	1
Littleton, St. Johns	1
Los Angeles, Orange	1
Mattoon, Lee	1
Marianna, Leon	1
Marianna, Washington	1
Mary Esther, Hillsborough	1
Lake Worth, Unknown	1
Lake In The Hills, Broward	1
Jupiter, Pinellas	1
Kansas City, Palm Beach	1
Indianapolis, Lee	1
Jena, Taylor	1
Chattanooga, Lake	1
Canton, Duval	1
Callahan, Duval	1
Bradenton, Lee	1
Bogota, Unknown	1
Alafaya, Pinellas	1
Apopka, Leon	1
Atlanta, Walton	1
Attalla, Broward	1
Auburn, Palm Beach	1
Autaugaville, Broward	1
Azalea Park, Lake	1
Azalea Park, Polk	1
Crystal River, Marion	1
Dalecity, Okaloosa	1
Deerfield Beach, Polk	1
Defuniak Springs, Okaloosa	1
Clarcona, Seminole	1
Clearwater, Leon	1
Crestview, Broward	1
Fleming Island, Duval	1
Gainesville, Levy	1
Eatonville, Hillsborough	1
Greensboro, Leon	1
Glen Cove, Unknown	1
Glen Saint Mary, Duval	1
Jacksonville, Baker	1
Jupiter Inlet, Palm Beach	1
Jzx, Unknown	1
Key West, Palm Beach	1
Kilgore, Dade	1
Lake Forest, Collier	1
Irmo, Unknown	1
Maccleddy, Dixie	1
Madison, Jefferson	1
Landolakes, Unknown	1
Lawton, Okaloosa	1
Lima, Volusia	1
Metter, Manatee	1
Miamksaohes, Dade	1
Miami Dade, Unknown	1
Monument, Broward	1

COVID-19: characteristics of 1,423,510 Florida resident cases

Data through Jan 7, 2021 verified as of Jan 8, 2021 at 09:25 AM

Data in this report are provisional and subject to change.

The table below includes the cities and counties of residence for cases in Florida residents based on the patient's ZIP Code. Note that city is not always received as part of the initial notification and may be missing while the case is being investigated.

City and county	Cases
Morrisville, Palm Beach	1
Mokena, Lee	1
Missing, Lafayette	1
Twentynine Palms, Broward	1
University Of Central Florida, Duval	1
Vernon, Walton	1
Venezuela, Unknown	1
Weirsdale, Lake	1
Xifamk, Dade	1
Winfield, Hillsborough	1
Winter Garden, Lee	1
Winter Garden, Unknown	1
Winter Park, Bay	1
Whippany, Volusia	1
Ocala, Duval	1
North Porte, Unknown	1
Notrealville, Polk	1
Okeechobi, Unknown	1
Ocoee, Manatee	1
North Brunswick, St. Lucie	1
North Lauderdale, Unknown	1
Orlando, Clay	1
Orem, Dade	1
Orlando, Gadsden	1
Orlando, Walton	1
Oviedo, Lake	1
Panomo City, Bay	1
St Cloud, Orange	1
Surprise, Unknown	1
Syracuse, Unknown	1
San Marcos, Unknown	1
Sarasota, Unknown	1
Pooler, Broward	1
Pensacola, Dade	1
Plantation Key, Monroe	1
Plantation, Leon	1
Ridgewood, Lee	1
Roseville, Broward	1
Saint Petersburg, Bay	1
Port St. Lucie, Unknown	1
Putnam, Putnam	1
Carmel, Orange	1
Caracas, Dade	1
Boston, Broward	1
Brooklyn, Broward	1
Brooklyn, Dade	1
Brooklyn, Lee	1
Dallas, Hernando	1
Coconut Ck, Unknown	1
Chicago, Unknown	1
Apopka, Brevard	1
Apopka, Clay	1
Apopka, Polk	1
Asheville, Highlands	1
Astoria, Broward	1
Bartow, Hardee	1
Boca Raton, Broward	1
Belle Isle, Osceola	1
Bel Air, Collier	1

COVID-19: characteristics of 1,423,510 Florida resident cases

Data through Jan 7, 2021 verified as of Jan 8, 2021 at 09:25 AM

Data in this report are provisional and subject to change.

The table below includes the cities and counties of residence for cases in Florida residents based on the patient's ZIP Code. Note that city is not always received as part of the initial notification and may be missing while the case is being investigated.

City and county	Cases
Alachua, Duval	1
Alpharetta, Broward	1
Fort Lauderdale, Leon	1
Fort White, Clay	1
Deer Park, Dade	1
Deerfield Beach, Unknown	1
Deland, Seminole	1
Doral, Unknown	1
Downingtown, Hillsborough	1
Dpo, Santa Rosa	1
Hallandale, Unknown	1
Gurabo, Osceola	1
Hernando, Marion	1
Hialeah, Collier	1
Helen, Bay	1
Garden City, Alachua	1
Gaylord, Orange	1
Gotcha, Orange	1
Greensburg, Palm Beach	1
Fisher Island, Unknown	1
Lake Butler, Alachua	1
Kingsland, Nassau	1
Knoxville, Bay	1
Indian Rocks Beach, Duval	1
Key West, Duval	1
Keys West, Unknown	1
Hoclywsod, Dade	1
Hiawasse, Osceola	1
Homeless, Hillsborough	1
Homeless, Monroe	1
Homeless, Pinellas	1
Inwood, Broward	1
Irvine, Marion	1
Jefferson, Dade	1
Jonesboro, Leon	1
Jupiter, Dade	1
Jupiter, St. Lucie	1
Kenilworth, Leon	1
Monroe Township, Palm Beach	1
Moore Haven, Okeechobee	1
Morrisville, Unknown	1
Milford, Lee	1
Missing, Levy	1
North Palm Beach, Orange	1
Northport, Sarasota	1
Oakland, Lee	1
Las Vegas, Palm Beach	1
Ldhl, Broward	1
Little Neck, Lee	1
Micanopy, Marion	1
Mckinney, Broward	1
Miamc, Dade	1
Prattville, Hillsborough	1
Prestonsburg, Bay	1
Quincy, Jackson	1
Rapid City, Broward	1
Red Bay, Holmes	1
Piasa, Putnam	1
Palmetto, Pasco	1

COVID-19: characteristics of 1,423,510 Florida resident cases

Data through Jan 7, 2021 verified as of Jan 8, 2021 at 09:25 AM

Data in this report are provisional and subject to change.

The table below includes the cities and counties of residence for cases in Florida residents based on the patient's ZIP Code. Note that city is not always received as part of the initial notification and may be missing while the case is being investigated.

City and county	Cases
Pass-A-Grille Beach, Pinellas	1
Pembroke Lakes, Broward	1
Other, Dade	1
Palmetto Bay, Palm Beach	1
New Middletown, Hillsborough	1
Orlando, Putnam	1
Waipahu, Santa Rosa	1
Ward, Polk	1
Wellborn, Columbia	1
Summmerville, Unknown	1
Syracuse, Polk	1
Tallahassee, Dade	1
Tamarac, Dade	1
Tavares, Orange	1
Topsham, Manatee	1
Town Of Nocatee, St. Johns	1
Unkn, Duval	1
Suitland, Volusia	1
Shirley, Flagler	1
Seminole, Leon	1
Russellville, Bay	1
Saint Joseph, Volusia	1
San Antonio, Orange	1
Woodbine, Nassau	1
Winter Garden, Marion	1
Winter Park, Citrus	1
Winter Park, Hendry	1
West Yarmouth, St. Lucie	1
Winter Garden, Duval	1
Brandon, Pinellas	1
Bonita, Lee	1
Bocaraten, Palm Beach	1
Bronson, Alachua	1
Brooker, Alachua	1
Alva, Escambia	1
Arcadia, Highlands	1
Baker, Santa Rosa	1
Armstrong, St. Johns	1
Atl, Brevard	1
Belmont, Santa Rosa	1
Blountstown, Broward	1
Belle Isle, Duval	1
Cincinnati, Dade	1
Champions Gate, Osceola	1
Dfafs, Okaloosa	1
Davie, Unknown	1
Dayton, Orange	1
Gainesville, Okaloosa	1
Floral, Okaloosa	1
Edgewood, Broward	1
Middletown, Osceola	1
Mayaguez, Dade	1
Monroe, Hillsborough	1
Murrieta, Seminole	1
North Laud, Unknown	1
Ocoee, Unknown	1
Oldsra, Manatee	1
Interlachen, Duval	1
Hoosick Falls, Broward	1

COVID-19: characteristics of 1,423,510 Florida resident cases

Data through Jan 7, 2021 verified as of Jan 8, 2021 at 09:25 AM

Data in this report are provisional and subject to change.

The table below includes the cities and counties of residence for cases in Florida residents based on the patient's ZIP Code. Note that city is not always received as part of the initial notification and may be missing while the case is being investigated.

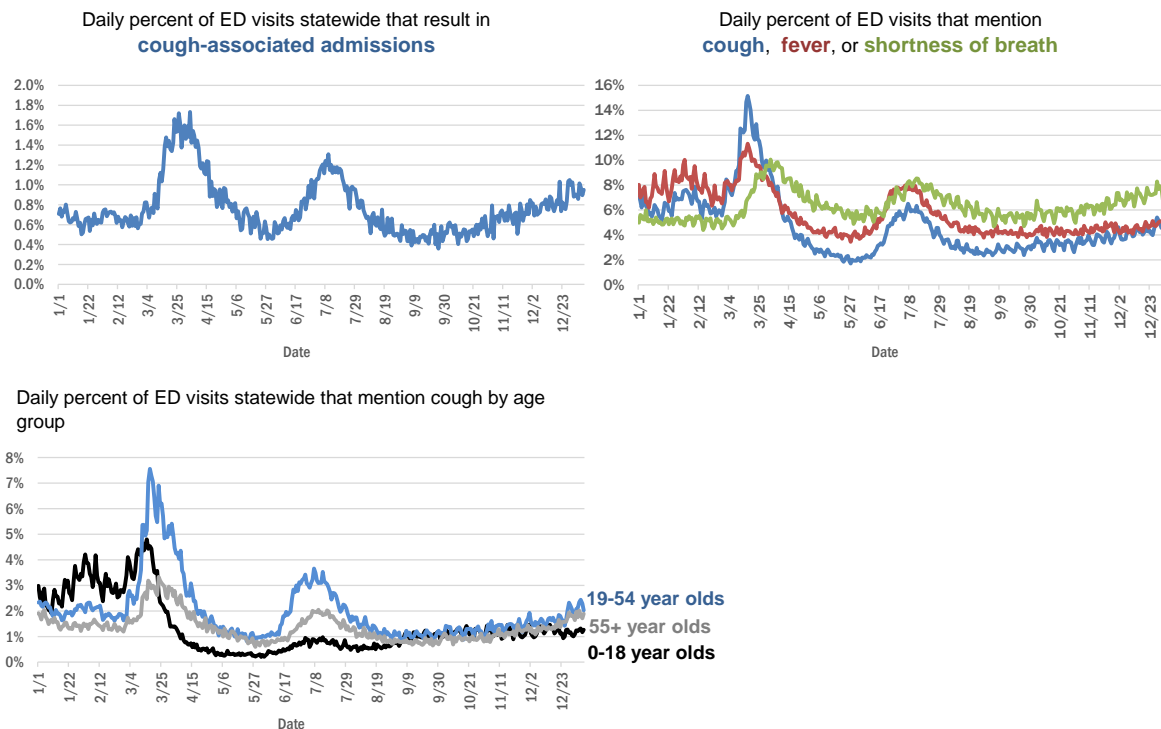
City and county	Cases
Hialeahgardens, Dade	1
Gibsonston, Unknown	1
Greenbrier, Bay	1
Groveland, Orange	1
Longwood, Broward	1
Lucedale, St. Lucie	1
Maccleddy, Duval	1
Mantua, Broward	1
Kure Beach, Monroe	1
Lakeland, Palm Beach	1
Pembroke Pines, Dade	1
Pensacola, Sumter	1
Paducah, Manatee	1
Puerto Rico, Unknown	1
Randolph, Orange	1
Refused, Unknown	1
Powell, Lee	1
Perth Amboy, Hillsborough	1
Saint Petersburg, Charlotte	1
Saint Lucie Village, St. Lucie	1
Sanford, Orange	1
Sharpes, Brevard	1
Wtixrat, Dade	1
Windermere, Volusia	1
Westlake Village, Unknown	1
Watersound, Bay	1
Ventura, Orange	1
Unk, Duval	1
Sunrtise, Dade	1
Tallahassee, Gadsden	1
Tallahassee, Madison	1
Toms River, Lee	1
Tourist, Dade	1
Trenton, Dixie	1
Unknown, Unknown	1
Total	1,423,510

COVID-19: additional surveillance information

Data through Jan 7, 2021 verified as of Jan 8, 2021 at 09:25 AM

Data in this report are provisional and subject to change.

Statewide emergency department (ED) chief complaint and admission data



The Electronic Surveillance System for the Early Notification of Community-Based Epidemics (ESSENCE-FL) includes chief complaint data from 211 of 211 Florida EDs. Data are transmitted electronically to ESSENCE-FL daily or hourly.

COVID-19: testing by laboratory

Data through Jan 7, 2021 verified as of Jan 8, 2021 at 09:25 AM

Data in this report are provisional and subject to change.

The numbers in the table below represent the number of Florida and non-Florida residents for whom test results were received by the Department of Health. A person can be tested by more than one laboratory and can have both positive and negative results. **Therefore, the sum of the numbers in each column will be larger than the total number of people tested.**

Reporting lab	Inconclusive	Negative	Positive	Percent positive	Total
LABORATORY CORPORATION OF AMERICA	2,205	1,382,671	182,314	12%	1,567,190
QUEST DIAGNOSTICS	10,233	1,218,306	175,984	13%	1,404,523
CURATIVE LABS	10,631	1,064,590	147,964	12%	1,223,185
BIO REFERENCE LABORATORIES, INC	7,288	807,972	151,152	16%	966,412
HELIX	4,863	391,501	64,046	14%	460,410
GENETWORK	661	390,606	32,937	8%	424,204
REALTOX LABS LLC	3,915	352,561	56,346	14%	412,822
CDR MAGUIRE - HEALTH CARE CENTER		257,858	38,498	13%	296,356
RCA LABORATORY SERVICES, LLC		253,234	22,992	8%	276,226
EAST FLORIDA STATE COLLEGE - BREVARD		212,889	26,986	11%	239,875
REAL DIAGNOSTICS	1,302	178,645	24,708	12%	204,655
NOMI_HEALTH	579	176,736	25,827	13%	203,142
IMPACT HEALTH BIOMETRIC TESTING, INC	979	180,633	19,742	10%	201,354
NOMI HEALTH LAB SERVICES		172,661	19,569	10%	192,230
BPHL-JACKSONVILLE	18	135,052	23,546	15%	158,616
MAKO GENOMICS	6,323	122,369	21,067	14%	149,759
ELABNETWORK	1,058	134,105	11,256	8%	146,419
ADVENTHEALTH LAB	99	119,650	14,164	11%	133,913
MAYO CLINIC LABORATORIES	303	118,538	14,442	11%	133,283
NORTHWEST LABORATORY	246	121,016	6,471	5%	127,733
BAYCARE LABORATORIES LLC	510	111,342	10,038	8%	121,890
ADVENT HEALTH LAB	112	101,260	13,957	12%	115,329
BPHL-MIAMI	225	97,283	16,125	14%	113,633
MEMORIAL REGIONAL HOSPITAL SOUTH	23	94,555	19,054	17%	113,632
MEDICAL DIAGNOSTIC LABORATORIES	971	98,229	14,136	12%	113,336
FULGENT DIAGNOSTICS LABORATORY	2,012	100,808	10,360	9%	113,180
BIOCOLLECTIONS WORLDWIDE, INC	670	98,081	12,427	11%	111,178
ASCENSION SACRED HEART HOSPITAL - PENSACOLA	2	96,217	14,299	13%	110,518
ORLANDO HEALTH SYSTEM	628	93,670	9,495	9%	103,793
KORVALABS, INC	1,282	90,956	4,669	5%	96,907
PWNHEALTH	249	78,889	8,833	10%	87,971
BPHL-TAMPA (SPECTRUM BLVD)	45	72,971	13,326	15%	86,342
TAMPA GENERAL HOSPITAL	4	76,953	7,023	8%	83,980
SUNPATH MEDICAL DIAGNOSTICS LABORATORY	733	71,822	10,815	13%	83,370
UF HEALTH MEDICAL LAB	33	75,506	6,940	8%	82,479
DIATHERIX LABORATORIES		69,808	10,337	13%	80,145
AKESOGEN		67,473	12,049	15%	79,522
TESTING MATTERS INC	188	69,066	10,188	13%	79,442
BAPTIST HEALTH SOUTH FLORIDA	294	62,321	9,935	14%	72,550
ASCENSION ST VINCENT'S - RIVERSIDE	1	56,647	7,927	12%	64,575
JACKSON MEMORIAL HOSPITAL CLINICAL LAB	79	50,755	9,565	16%	60,399
LAKELAND REGIONAL MEDICAL CENTER	128	51,153	6,473	11%	57,754
UF HEALTH SHANDS HOSPITAL	351	50,886	3,560	6%	54,797
SOUTH MIAMI HOSPITAL LAB	251	47,171	6,732	12%	54,154
ARUP LABORATORIES	16	50,007	2,909	5%	52,932
AIT LABORATORIES		45,159	5,418	11%	50,577

COVID-19: testing by laboratory

Data through Jan 7, 2021 verified as of Jan 8, 2021 at 09:25 AM

Data in this report are provisional and subject to change.

The numbers in the table below represent the number of Florida and non-Florida residents for whom test results were received by the Department of Health. A person can be tested by more than one laboratory and can have both positive and negative results. **Therefore, the sum of the numbers in each column will be larger than the total number of people tested.**

Reporting lab	Inconclusive	Negative	Positive	Percent positive	Total
AMERICAN HEALTH ASSOCIATES	9	46,983	3,534	7%	50,526
VIRACOR EUROFINIS		35,095	9,730	22%	44,825
APPLIED INGENUITY DIAGNOSTICS LLC		41,866	1,819	4%	43,685
INGENIOUS PERSONALIZED MEDICINE	147	33,887	6,977	17%	41,011
BAPTIST HEALTH - JACKSONVILLE	4	37,955	2,907	7%	40,866
TALLAHASSEE MEMORIAL HOSPITAL	199	36,256	4,379	11%	40,834
ORANGE COUNTY CONVENTION CENTER		33,330	3,657	10%	36,987
MIAMI DADE COUNTY		32,093	3,528	10%	35,621
AEGIS SCIENCES CORPORATION	185	29,699	5,042	14%	34,926
SARASOTA MEMORIAL HOSPITAL MAIN LAB	12	31,792	2,808	8%	34,612
BROWARD GENERAL MEDICAL CENTER-CLINICAL LAB	2	30,919	3,221	9%	34,142
LEE HEALTH - CAPE CORAL HOSPITAL	3	29,133	4,830	14%	33,966
MILLENNIUM PHYSICIAN GROUP	17	28,479	5,194	15%	33,690
WALGREENS	31	28,385	5,243	16%	33,659
GENESIS REFERENCE LABORATORIES		29,267	3,309	10%	32,576
UNIVERSITY OF MIAMI HOSPITAL	32	29,059	3,094	10%	32,185
NICKLAUS CHILDREN'S HOSPITAL	58	27,523	4,049	13%	31,630
FLORIDA HOSPITAL - TAMPA	37	28,960	2,525	8%	31,522
UF HEALTH JACKSONVILLE	44	27,673	3,051	10%	30,768
ECCO LAB GROUP CO	429	25,260	4,129	14%	29,818
ADVENTIST HEALTH SYSTEMS SUNBELT INC DBA		23,561	2,111	8%	25,672
NORTH FLORIDA REGIONAL MEDICAL CENTER		22,647	2,709	11%	25,356
ST JOSEPHS HOSPITAL LABORATORY	22	21,986	2,887	12%	24,895
MOUNT SINAI MEDICAL CENTER	9	22,413	2,317	9%	24,739
JUPITER MEDICAL CENTER LAB	62	22,347	2,040	8%	24,449
BRANDON REGIONAL HOSPITAL		21,525	2,823	12%	24,348
PALMETTO GENERAL HOSPITAL LAB	3	18,817	3,962	17%	22,782
JFK MEDICAL CENTER LAB	1	19,779	2,532	11%	22,312
DWIC OF TAMPA BAY INC		20,184	1,731	8%	21,915
ACCESS DX LABORATORY	206	19,502	1,965	9%	21,673
STATLAB_MOBILE	1	19,248	1,986	9%	21,235
ADVENT HEALTH - DAYTONA BEACH	32	18,889	1,510	7%	20,431
NAPLES COMMUNITY HOSPITAL	66	18,264	1,879	9%	20,209
INTEGRATED REGIONAL LABORATORIES LLP		17,348	2,791	14%	20,139
LAB DIAGNOSTICS LLC	382	13,899	5,221	27%	19,502
PANCARE OF FLORIDA INC		17,448	1,952	10%	19,400
AVENTUS BIO LABS	16	16,839	2,344	12%	19,199
WATSON CLINIC LLP		15,212	3,442	18%	18,654
PATIENTS FIRST LAKE ELLA MEDICAL CENTER PA		15,749	2,864	15%	18,613
MORTON PLANT HOSPITAL-ADLER INSTITUTE	26	16,683	1,864	10%	18,573
EXACT SCIENCES LABORATORIES		16,565	1,978	11%	18,543
HEALTHLINK DIAGNOSTIC LABORATORIES	210	16,377	1,689	9%	18,276
HOLY CROSS HOSPITAL CLINICAL LAB	1	16,856	1,387	8%	18,244
STS LAB 2 LLC	6	17,375	806	4%	18,187

COVID-19: testing by laboratory

Data through Jan 7, 2021 verified as of Jan 8, 2021 at 09:25 AM

Data in this report are provisional and subject to change.

The numbers in the table below represent the number of Florida and non-Florida residents for whom test results were received by the Department of Health. A person can be tested by more than one laboratory and can have both positive and negative results. **Therefore, the sum of the numbers in each column will be larger than the total number of people tested.**

Reporting lab	Inconclusive	Negative	Positive	Percent positive	Total
DRS CLACK SPENCER WHITE & MCCORMACK PA D/B/A		16,245	1,673	9%	17,918
SAINT MARY'S MEDICAL CENTER	22	15,770	1,852	10%	17,644
HEALTH CENTER AT SINAI RESIDENCES		16,941	506	3%	17,447
BIOCERNA LABS	461	14,582	2,112	12%	17,155
INFINITY BIOLOGIX LLC	49	14,861	637	4%	15,547
LEESBURG REGIONAL MEDICAL CENTER		13,173	1,688	11%	14,861
OSCEOLA REGIONAL MEDICAL CENTER	1	12,752	1,839	13%	14,592
INDIAN RIVER MEDICAL CENTER LAB		13,669	851	6%	14,520
CLEVELAND CLINIC HOSPITAL LAB	4	12,706	1,709	12%	14,419
HOMESTEAD HOSPITAL CLINICAL LABORATORY	25	11,732	2,449	17%	14,206
BAYFRONT HEALTH - ST PETERSBURG	17	12,166	1,979	14%	14,162
MEMORIAL HOSPITAL JACKSONVILLE	8	11,654	2,283	16%	13,945
AHALABS		13,080	743	5%	13,823
MALABAR MEDICAL WALK IN CLINIC		11,592	1,802	13%	13,394
WELLINGTON REGIONAL MED CTR LAB	5	11,898	1,451	11%	13,354
ORANGE PARK MEDICAL CENTER	9	10,756	2,146	17%	12,911
NORTHWEST MEDICAL CENTER	1	11,292	1,578	12%	12,871
NIGHT LITE PEDIATRIC CENTER LLC		11,445	1,389	11%	12,834
UNITED CLINICAL LABORATORY LLC	2	11,107	1,641	13%	12,750
MEDFAST URGENT CARE CENTERS, LLC	5	10,967	1,691	13%	12,663
MEMORIAL REGIONAL HOSPITAL CLINICAL LABORATORY	10	11,836	815	6%	12,661
GENESIS MEDICAL LABORATORY	149	10,580	1,883	15%	12,612
WEST KENDALL BAPTIST HOSPITAL	10	10,175	2,362	19%	12,547
DELRAY MEDICAL CENTER LAB	3	11,281	1,207	10%	12,491
PRIVA PATH LABS	56	11,706	695	6%	12,457
LEE HEALTH - LEE MEMORIAL HOSPITAL		9,302	3,124	25%	12,426
BETHESDA HOSPITAL EAST		11,325	1,073	9%	12,398
OAK HILL HOSPITAL		10,927	1,339	11%	12,266
VISTA CLINICAL DIAGNOSTICS	312	10,754	1,040	9%	12,106
LAWNWOOD REGIONAL MEDICAL CENTER	1	10,403	1,619	13%	12,023
CLEVELAND CLINIC TRADITION HOSPITAL		11,148	835	7%	11,983
FLORIDA HOSPITAL WATERMAN LABORATORY	70	10,997	857	7%	11,924
BAPTIST HEALTH - SOUTH		10,860	914	8%	11,774
ST MARKS HOSPITAL LABORATORY B	78	10,627	1,002	9%	11,707
INDIAN RIVER PATHOLOGY LLC		10,724	959	8%	11,683
BINAXNOW	9	8,963	2,622	23%	11,594
WINTER HAVEN HOSPITAL CLINICAL LABORATORY	4	9,882	1,676	14%	11,562
LARGO MEDICAL CENTER		10,231	1,251	11%	11,482
PWN HEALTH	17	9,421	2,044	18%	11,482
ST ANTHONY'S HOSPITAL LAB	27	10,192	1,213	11%	11,432
BAPTIST HEALTHCARE - BAPTIST HOSPITAL	5	9,002	2,302	20%	11,309
UHEALTH CORAL GABLES/LENNAR MED CTR	3	10,654	605	5%	11,262
ACCESS MEDICAL LABORATORIES	3	5,811	5,159	47%	10,973
GOOD SAMARITAN MEDICAL CENTER LAB	2	9,469	1,404	13%	10,875

COVID-19: testing by laboratory

Data through Jan 7, 2021 verified as of Jan 8, 2021 at 09:25 AM

Data in this report are provisional and subject to change.

The numbers in the table below represent the number of Florida and non-Florida residents for whom test results were received by the Department of Health. A person can be tested by more than one laboratory and can have both positive and negative results. **Therefore, the sum of the numbers in each column will be larger than the total number of people tested.**

Reporting lab	Inconclusive	Negative	Positive	Percent positive	Total
WESTSIDE REGIONAL MED CTR	2	9,240	1,541	14%	10,783
MINUTECLINIC LLC		8,965	1,701	16%	10,666
WEST FLORIDA HOSPITAL LAB		8,370	2,243	21%	10,613
LARKIN COMMUNITY HOSPITAL INC DBA CARDIOTROPIC		6,820	3,621	35%	10,441
MERCY HOSPITAL A CAMPUS OF PLANTATION GEN HOSP LAB	1	8,697	1,710	16%	10,408
MEDICAL CENTER OF TRINITY CLINICAL LABORATORY	1	9,300	1,102	11%	10,403
ST JOSEPHS HOSPITAL	18	9,095	1,284	12%	10,397
PALMS WEST HOSPITAL LAB	2	8,880	1,483	14%	10,365
GULF COAST MEDICAL CENTER MICROLAB		8,072	2,273	22%	10,345
LARKIN COMMUNITY HOSPITAL	10	8,836	1,372	13%	10,218
LAKE CITY HM		9,353	756	7%	10,109
REGIONAL MEDICAL CENTER BAYONET POINT	2	9,306	771	8%	10,079
NONA SCIENTIFIC	5	7,729	2,331	23%	10,065
COAST DIAGNOSTICS LLC	40	9,112	860	9%	10,012
THE VILLAGES REGIONAL HOSPITAL		9,021	915	9%	9,936
CLARITY LAB SOLUTIONS	50	8,801	1,074	11%	9,925
MEASE COUNTRYSIDE LAB	13	8,894	972	10%	9,879
SRQ DRIVE THROUGH		8,944	905	9%	9,849
CAPITAL REGIONAL MEDICAL CTR		7,860	1,880	19%	9,740
CORAL GABLES HOSPITAL CLINICAL LABORATORY		8,122	1,578	16%	9,700
HALIFAX MEDICAL CENTER LAB	35	8,230	1,368	14%	9,633
AVENTURA HOSPITAL LAB		7,810	1,799	19%	9,609
PALM BEACH BALL PARK		8,605	999	10%	9,604
AVECINA	17	8,857	656	7%	9,530
WEST BOCA MEDICAL CENTER LAB		8,807	720	8%	9,527
MANATEE MEMORIAL HOSPITAL		8,631	773	8%	9,404
BLAKE MEDICAL CENTER		8,177	1,199	13%	9,376
LEE HEALTH - HEALTH PARK MEDICAL CENTER		7,691	1,554	17%	9,245
PALM BEACH GARDENS MEDICAL CTR LAB		8,361	872	9%	9,233
THE HEALTHCARE DISTRICT OF PALM BEACH COUNTY	37	8,094	1,078	12%	9,209
REAL DIAGNOSTICS	41	7,826	1,283	14%	9,150
GENOVA DIAGNOSTICS LABORATORY	34	8,407	699	8%	9,140
BOSTON HEART DIAGNOSTICS CORP		7,913	1,176	13%	9,089
FLORIDA LABORATORY ANALYSIS		7,986	1,045	12%	9,031
FLORIDA HOSPITAL HEARTLAND MED CTR CLINICAL LAB	33	7,799	1,156	13%	8,988
PATHNOSTICS	28	6,914	1,994	22%	8,936
ADVENT HEALTH - WESLEY CHAPEL	14	8,049	798	9%	8,861
BAPTIST HEALTH SOUTH FLORIDA - WEST KENDALL URGENT CARE		7,230	1,352	16%	8,582
LAKE CITY MEDICAL CENTER		6,762	1,812	21%	8,574
ADVENTHEALTH CENTRA CARE LAKE BUENA VISTA		7,834	735	9%	8,569
P4 CLINICAL, LLC	131	7,596	807	9%	8,534
DOCTORS HOSPITAL	6	7,059	1,385	16%	8,450
AVECINA MEDICAL	4	6,169	2,207	26%	8,380
AVECINA MEDICAL OAKLEAF	3	6,977	1,330	16%	8,310
NEMOURS CHILDRENS HOSPITAL	1	7,777	416	5%	8,194
PLANTATION GENERAL HOSPITAL		6,746	1,247	16%	7,993

COVID-19: testing by laboratory

Data through Jan 7, 2021 verified as of Jan 8, 2021 at 09:25 AM

Data in this report are provisional and subject to change.

The numbers in the table below represent the number of Florida and non-Florida residents for whom test results were received by the Department of Health. A person can be tested by more than one laboratory and can have both positive and negative results. **Therefore, the sum of the numbers in each column will be larger than the total number of people tested.**

Reporting lab	Inconclusive	Negative	Positive	Percent positive	Total
FLORIDA MEDICAL CENTER - A CAMPUS OF NORTH SHORE	2	6,979	955	12%	7,936
INFORM DIAGNOSTICS, INC		7,406	424	5%	7,830
CORAL SPRINGS MED CTR		7,057	736	9%	7,793
NORTHSIDE HOSPITAL AND HEART INSTITUTE		6,981	762	10%	7,743
FLORIDA HOSPITAL FLAGLER	29	7,123	571	7%	7,723
CENTRAL FLORIDA REGIONAL HOSPITAL		6,823	759	10%	7,582
NCH NORTH NAPLES HOSPITAL LAB	15	6,733	829	11%	7,577
FLORIDA HOSPITAL DELAND	10	6,540	961	13%	7,511
LEON MEDICAL CENTERS LLC		5,817	1,654	22%	7,471
NORTH SHORE MEDICAL CENTER		6,085	1,254	17%	7,339
AMERICAN FAMILY CARE		3,891	3,376	46%	7,267
BROWARD HEALTH NORTH CLINICAL LABORATORY		6,424	808	11%	7,232
ALL CHILDREN'S HOSPITAL		6,741	478	7%	7,219
FLORIDA HOSPITAL ZEPHYRHILLS	10	6,466	692	10%	7,168
KD MEDICAL CHOICE LLC	1	6,378	675	10%	7,054
VIKOR SCIENTIFIC	10	5,744	1,275	18%	7,029
FLORIDA HOSPITAL OF CARROLLWOOD	22	6,022	937	13%	6,981
OCALA REGIONAL MEDICAL CENTER		6,121	856	12%	6,977
CARDIOPATH	1	6,228	684	10%	6,913
WEST PALM HOSPITAL LAB		6,278	542	8%	6,820
LUMINUS DIAGNOSTICS		6,215	537	8%	6,752
LEE HEALTH - GULF COAST MEDICAL CENTER	2	5,423	1,325	20%	6,750
CLEVELAND CLINIC MARTIN SOUTH HOSPITAL	1	6,073	639	10%	6,713
EXPRESS GENE MOLECULAR DIAGNOSTICS LABORATORY		5,504	1,169	18%	6,673
MEMORIAL HOSPITAL WEST LABORATORY SERVICES	14	5,965	618	9%	6,597
BAPTIST HEALTH SOUTH FLORIDA - COUNTRY WALK URGENT CARE		5,485	1,103	17%	6,588
BAPTIST HEALTH - BEACHES		6,031	506	8%	6,537
VISTA CLINICAL	8	3,786	2,675	41%	6,469
MEDEXPRESS URGENT CARE	2	4,375	2,081	32%	6,458
MEDARBOR DIAGNOSTICS	1	5,332	1,035	16%	6,368
FULGENT DIAGNOSTICS	100	5,800	450	7%	6,350
SOUTH BAY HOSPITAL CLINICAL LAB		5,592	589	10%	6,181
LABSTAT LLC	2	5,829	340	6%	6,171
MORTON PLANT-MEASE	5	5,625	524	9%	6,154
PRECISION HEALTH RESOURCES LLC		5,750	400	7%	6,150
ISPM LABS, LLC DBA CAPSTONE DIAGNOSTICS, LLC		5,798	268	4%	6,066
POINCIANA MEDICAL CENTER		4,711	1,332	22%	6,043
MEMORIAL HOSPITAL MICRO		5,581	424	7%	6,005
ARCPOINT LABS OF FORT MYERS	4	5,213	771	13%	5,988
WEST MARION COMMUNITY HOSPITAL LAB		5,077	896	15%	5,973
ANNE BATES LEACH EYE HOSPITAL/ ABLEH MICROBIOLOGY LABORATORY		5,809	88	1%	5,897
BAPTIST HEALTH SOUTH FLORIDA - MIAMI LAKES URGENT CARE		4,617	1,247	21%	5,864
LAKEWOOD RANCH MEDICAL CENTER		5,395	451	8%	5,846
FLORIDA HOSPITAL FISH MEMORIAL	19	4,985	784	14%	5,788
CLEVELAND CLINIC MARTIN NORTH HOSPITAL		5,107	662	11%	5,769
ST LUCIE MEDICAL CENTER		4,562	1,082	19%	5,644

COVID-19: testing by laboratory

Data through Jan 7, 2021 verified as of Jan 8, 2021 at 09:25 AM

Data in this report are provisional and subject to change.

The numbers in the table below represent the number of Florida and non-Florida residents for whom test results were received by the Department of Health. A person can be tested by more than one laboratory and can have both positive and negative results. **Therefore, the sum of the numbers in each column will be larger than the total number of people tested.**

Reporting lab	Inconclusive	Negative	Positive	Percent positive	Total
BAYCARE COMMUNITY HEALTH		5,435	145	3%	5,580
CernerELR_Advent		4,845	692	12%	5,537
ST JOSEPHS NORTH HOSPITAL LAB	7	4,815	711	13%	5,533
AVERO DIAGNOSTICS - IRVING	6	4,906	356	7%	5,268
UNKNOWN	3	2,906	2,339	45%	5,248
MARTIN HOSPITAL SOUTH LAB		4,966	281	5%	5,247
HIALEAH HOSPITAL	4	4,092	1,137	22%	5,233
SANTA ROSA MEDICAL CENTER		4,263	965	18%	5,228
IMPERIAL POINT MEDICAL CENTER		4,789	422	8%	5,211
BAPTIST HEALTH SOUTH FLORIDA - WESTCHESTER URGENT CARE		4,260	948	18%	5,208
BAPTIST HEALTH SOUTH FLORIDA - DORAL URGENT CARE		4,140	1,032	20%	5,172
OVIEDO MEDICAL CENTER		4,615	532	10%	5,147
BAPTIST HEALTH - NASSAU		4,863	259	5%	5,122
H LEE MOFFITT CANCER CENTER LABORATORY		4,963	144	3%	5,107
SUNRISE MEDICAL LABORATORIES	2	4,757	326	6%	5,085
TROPICANA FIELD - LOT 2	19	4,513	467	9%	4,999
HOLIDAY CVS LLC		4,742	211	4%	4,953
BAYFRONT HEALTH - VENICE REGIONAL MEDICAL	1	4,462	397	8%	4,860
FORT WALTON BEACH MEDICAL CENTER		4,111	691	14%	4,802
FLORIDA HOSPITAL Ocala		4,221	516	11%	4,737
NATIONWIDE LABORATORY SERVICES INC	185	3,863	655	14%	4,703
SOUTH FLORIDA BAPTIST HOSPITAL MICRO	4	3,998	697	15%	4,699
ST PETERSBURG GENERAL HOSPITAL		3,945	754	16%	4,699
SYNERGY LABORATORIES	7	4,180	495	11%	4,682
BAPTIST HEALTH SOUTH FLORIDA - PEMBROKE PINES URGENT CARE		3,939	732	16%	4,671
ADVENTHEALTH CENTRA CARE WINTER GARDEN	1	4,211	426	9%	4,638
NIGHT LITE PEDIATRICS	4	3,317	1,220	27%	4,541
FLORIDA HOSPITAL NORTH PINELLAS	11	4,178	349	8%	4,538
ADVENTHEALTH CENTRA CARE WINTER PARK		4,204	321	7%	4,525
ADVENTHEALTH CENTRA CARE DR PHILLIPS		4,207	313	7%	4,520
EGLIN AIR FORCE BASE	12	3,285	1,209	27%	4,506
MOFFITT CANCER CENTER	6	4,320	92	2%	4,418
GENE BY GENE, GENOMICS RESEARCH CENTER LAB	39	4,169	197	4%	4,405
BAPTIST HEALTH SOUTH FLORIDA - CORAL SPRINGS URGENT CARE		3,800	592	13%	4,392
ADVENTHEALTH CENTRA CARE UNIVERSITY		3,961	335	8%	4,296
ADVENTHEALTH CENTRA CARE ST CLOUD		3,732	513	12%	4,245
BAYFRONT HEALTH - PORT CHARLOTTE		3,869	355	8%	4,224
HEALTHQUEST ESOTERICS		3,086	1,129	27%	4,215
SOLARIS DIAGNOSTICS	6	3,763	442	10%	4,211
ADVENTHEALTH CENTRA CARE HUNTERS CREEK		3,699	489	12%	4,188
QDX PATHOLOGY SERVICES	1	3,801	326	8%	4,128
UNIVERSITY HOSPITAL AND MEDICAL CENTER		3,174	941	23%	4,115
PUTNAM COMMUNITY MEDICAL CENTER		3,581	520	13%	4,101
DOCTORS URGENT CARE LLC	1	3,331	764	19%	4,096
SYNERGY DIAGNOSTIC LABORATORY	85	3,553	411	10%	4,049
NIGHT LITE PEDIATRICS URGENT CARE	1	3,413	603	15%	4,017

COVID-19: testing by laboratory

Data through Jan 7, 2021 verified as of Jan 8, 2021 at 09:25 AM

Data in this report are provisional and subject to change.

The numbers in the table below represent the number of Florida and non-Florida residents for whom test results were received by the Department of Health. A person can be tested by more than one laboratory and can have both positive and negative results. **Therefore, the sum of the numbers in each column will be larger than the total number of people tested.**

Reporting lab	Inconclusive	Negative	Positive	Percent positive	Total
PHYSICIANS REGIONAL MEDICAL CENTER - PINE RIDGE RD	1	3,263	689	17%	3,953
CARDIOTROPIC LABS	83	3,141	724	18%	3,948
BAPTIST HEALTH - NORTH		3,072	875	22%	3,947
ADVENTHEALTH CENTRA CARE WATERFORD LAKES		3,484	443	11%	3,927
SARKIS CLINICAL TRIALS	8	3,432	462	12%	3,902
MEDICAL DNA LABS LLC	2	3,580	317	8%	3,899
ADVENTHEALTH CENTRA CARE LEE ROAD		3,545	326	8%	3,871
MEDEXPRESS URGENT CARE OF BOYNTON BEACH LLC		3,702	166	4%	3,868
ANGEL KIDS PEDIATRICS		3,629	215	6%	3,844
MEASE DUNEDIN HOSPITAL	5	3,476	338	9%	3,819
SUNCOAST PATHOLOGY ASSOCIATES		3,503	301	8%	3,804
TRINITY SPRINGS		3,322	464	12%	3,786
ADVENTHEALTH CENTRA CARE CLERMONT		3,428	357	9%	3,785
ACUTIS DIAGNOSTICS	16	3,113	620	17%	3,749
MEDEXPRESS URGENT CARE HUDSON		3,298	449	12%	3,747
PALMS OF PASADENA HOSPITAL		3,297	418	11%	3,715
ADVENTHEALTH CENTRA CARE LAKELAND	1	3,261	448	12%	3,710
NORTHWEST FLORIDA COMMUNITY HOSPITAL	25	2,599	1,082	29%	3,706
CLINICAL REFERENCE LABORATORY	2	3,523	145	4%	3,670
ADVENTHEALTH CENTRA CARE SANFORD		3,337	322	9%	3,659
ATLANTIS URGENT CARE	1	2,445	1,203	33%	3,649
ADVENTHEALTH CENTRA CARE APOPKA		3,215	433	12%	3,648
WESTCHESTER HOSPITAL	23	2,938	687	19%	3,648
BAPTIST HEALTH SOUTH FLORIDA - CORAL GABLES (UNIVERSITY) URGENT CARE		3,169	450	12%	3,619
DOCTORS HOSPITAL OF SARASOTA CLINICAL LABORATORY		3,175	440	12%	3,615
CLARITY LAB SOLUTIONS LLC		3,608	4	0%	3,612
RAULERSON HOSPITAL		2,988	604	17%	3,592
BAPTIST HEALTH SOUTH FLORIDA - TAMiami TRAIL URGENT CARE		2,863	721	20%	3,584
ADVENTHEALTH CENTRA CARE LAKE MARY		3,280	294	8%	3,574
ADVENTHEALTH CENTRA CARE KISSIMMEE		3,280	293	8%	3,573
BAPTIST HEALTH SOUTH FLORIDA - PINECREST URGENT CARE		3,033	467	13%	3,500
THE CENTER FOR URGENT CARE	3	2,885	606	17%	3,494
URGENT CARE CURE	2	2,992	463	13%	3,457
ADVENTIST HEALTH SYSTEMS, SUNBELT INC		3,112	338	10%	3,450
COMMUNITY HEALTH CENTERS OF PINELLAS INC		2,701	680	20%	3,381
BAPTIST HEALTH SOUTH FLORIDA - CORAL GABLES URGENT CARE		2,833	538	16%	3,371
MEDEXPRESS URGENT CARE - ESTERO		3,075	275	8%	3,350
EMPIRE CITY LABORATORIES INC	31	2,869	426	13%	3,326
BAPTIST HEALTH SOUTH FLORIDA - KENDALE LAKES URGENT CARE		2,627	683	21%	3,310
MEMORIAL HOSPITAL- MIRAMAR	12	3,037	257	8%	3,306
MIDWAY SPECIALTY CARE CENTER DIAGNOSTICS	38	3,049	217	7%	3,304
ADVENTHEALTH CENTRA CARE MOUNT DORA		2,925	320	10%	3,245
BETHESDA HOSPITAL WEST		2,934	297	9%	3,231
TWIN CITIES HOSPITAL	1	2,819	390	12%	3,210
COASTAL MED URGENT CARE		1,921	1,284	40%	3,205
BAPTIST HEALTH SOUTH FLORIDA - PALMETTO BAY URGENT CARE		2,676	519	16%	3,195

COVID-19: testing by laboratory

Data through Jan 7, 2021 verified as of Jan 8, 2021 at 09:25 AM

Data in this report are provisional and subject to change.

The numbers in the table below represent the number of Florida and non-Florida residents for whom test results were received by the Department of Health. A person can be tested by more than one laboratory and can have both positive and negative results. **Therefore, the sum of the numbers in each column will be larger than the total number of people tested.**

Reporting lab	Inconclusive	Negative	Positive	Percent positive	Total
AHCC WESLEY CHAPEL		2,909	282	9%	3,191
ADVENTHEALTH CENTRA CARE ALTAMONTE		2,879	296	9%	3,175
DOCTORS URGENT CARE OF LUTZ LLC	1	2,492	678	21%	3,171
HEALTH FIRST ADVENTHEALTH CENTRA CARE GATEWAY	1	2,838	279	9%	3,118
BAYFRONT HEALTH - SEVEN RIVERS		2,783	281	9%	3,064
MINUTECLINIC LLC #3703		2,576	464	15%	3,040
PARAMOUNT URGENT CARE		1,518	1,488	50%	3,006
ADVENTHEALTH CENTRA CARE OVIEDO		2,674	329	11%	3,003
ASCENSION SACRED HEART - EMERALD COAST		2,478	516	17%	2,994
MINUTECLINIC		2,615	379	13%	2,994
PEDIATRIC HEALTH CARE ALLIANCE PA		2,719	268	9%	2,987
MEDEXPRESS URGENT CARE - WEST TAMPA		2,748	234	8%	2,982
MICROGEN DX	1	2,432	547	18%	2,980
BAPTIST HEALTH SOUTH FLORIDA - DAVIE URGENT CARE		2,490	480	16%	2,970
TALLAHASSEE PRIMARY CARE ASSOCIATES		2,598	346	12%	2,944
ADVENTHEALTH CENTRA CARE AZALEA PARK		2,597	339	12%	2,936
BAPTIST HEALTH SOUTH FLORIDA - WESTON URGENT CARE		2,594	314	11%	2,908
BAYFRONT HEALTH - BROOKSVILLE		2,544	357	12%	2,901
MEDEXPRESS URGENT CARE - ROYAL PALM BEACH		2,696	204	7%	2,900
STONE CLINICAL LABORATORIES		2,789	96	3%	2,885
WALGREENS ORLANDO	3	2,503	334	12%	2,840
HEALTH FIRST ADVENTHEALTH CENTRA CARE TITUSVILLE		2,600	239	8%	2,839
ADVENTHEALTH CENTRA CARE ORANGE LAKE		2,554	269	10%	2,823
MEDEXPRESS URGENT CARE PALM BEACH GARDENS		2,681	142	5%	2,823
ADVENTHEALTH CENTRA CARE PORT ORANGE		2,628	194	7%	2,822
VETERANS AFFAIRS MEDICAL CENTER - ORLANDO		1,343	1,477	52%	2,820
ADVENT HEALTH - HEART OF FLORIDA ER	1	2,466	341	12%	2,808
MEDEXPRESS URGENT CARE - GOLDEN GATE		2,584	223	8%	2,807
ADVENTHEALTH CENTRA CARE SAND LAKE		2,589	186	7%	2,775
INDIAN RIVER MEDICAL CENTER		2,366	406	15%	2,772
WALGREEN CO	2	2,453	317	11%	2,772
US BIOTEK LABORATORIES	8	2,458	301	11%	2,767
MEDCOMP SCIENCES LLC	29	1,321	1,405	51%	2,755
ADVENTHEALTH CENTRA CARE LONGWOOD		2,560	191	7%	2,751
BAYA PHARMACY & URGENT CARE		1,938	810	29%	2,748
LAKESIDE MEDICAL CENTER		2,163	576	21%	2,739
BARTOW REGIONAL MEDICAL CENTER	1	2,316	395	15%	2,712
ENGLEWOOD COMMUNITY HOSPITAL		2,431	261	10%	2,692
AMELIA URGENT CARE		1,476	1,211	45%	2,687
CENTRA CARE - WATERFORD LAKES		2,097	575	22%	2,672
NCH DOWNTOWN NAPLES HOSPITAL	10	2,345	315	12%	2,670
DOCTORS TEST CENTERS		2,332	337	13%	2,669
EMERALD COAST URGENT CARE		2,025	640	24%	2,665
BAPTIST HEALTH URGENT CARE AT SAWGRASS		2,190	420	16%	2,610
PRECISION HEALTH SOLUTIONS		2,513	84	3%	2,597
MEDEXPRESS URGENT CARE - LAKELAND		2,328	264	10%	2,592

COVID-19: testing by laboratory

Data through Jan 7, 2021 verified as of Jan 8, 2021 at 09:25 AM

Data in this report are provisional and subject to change.

The numbers in the table below represent the number of Florida and non-Florida residents for whom test results were received by the Department of Health. A person can be tested by more than one laboratory and can have both positive and negative results. **Therefore, the sum of the numbers in each column will be larger than the total number of people tested.**

Reporting lab	Inconclusive	Negative	Positive	Percent positive	Total
DESOTO MEMORIAL HOSPITAL	3	2,131	456	18%	2,590
BAPTIST HEALTH SOUTH FLORIDA - BRICKELL URGENT CARE		2,152	432	17%	2,584
NCH NORTH NAPLES HOSPITAL	4	2,185	377	15%	2,566
CITRUS MEMORIAL HOSPITAL LABORATORY		2,224	324	13%	2,548
ADVENT HEALTH - OCALA		2,124	422	17%	2,546
HealthSentry_UHS	1	2,319	223	9%	2,543
SELECT LABORATORIES - MARION COUNTY, FL LLC	3	2,352	184	7%	2,539
ESCAMBIA COMMUNITY CLINICS INC	7	1,824	681	27%	2,512
HIGHLANDS REGIONAL MEDICAL CENTER		1,957	555	22%	2,512
MEMORIAL HOSPITAL PEMBROKE	3	2,211	293	12%	2,507
ADVENTHEALTH CENTRA CARE LEESBURG		2,207	287	12%	2,494
BMCT Molecular Diagnostics Subsection		2,038	439	18%	2,477
ADVENTHEALTH CENTRA CARE SOUTH ORANGE		2,214	240	10%	2,454
ADVENTHEALTH PROMPT CARE	1	1,681	746	31%	2,428
HOLIDAY CVS LLC DBA CVS PHARMACY #5154		2,366	60	2%	2,426
PALMS MEDICAL GROUP	5	1,693	692	29%	2,390
FLORIDA FAMILY LABORATORY, INC DBA	6	2,205	176	7%	2,387
BAYFRONT HEALTH - PUNTA GORDA		2,208	162	7%	2,370
SPORTS DRUG TESTING LABORATORY	39	2,198	70	3%	2,307
LEE HEALTH - COCONUT POINT CLINICAL LAB	2	1,872	433	19%	2,307
EMERALD COAST URGENT CARE LLC		1,693	612	27%	2,305
COMMUNITY HEALTH NORTHWEST FLORIDA	4	1,739	535	23%	2,278
EMERALD COAST URGENT CARE, LLC	1	1,693	575	25%	2,269
BAYFRONT HEALTH - SPRING HILL		2,053	203	9%	2,256
ADVENTHEALTH CENTRA CARE COLONIAL TOWN		2,062	190	8%	2,252
PRIMEHEALTH URGENT CARE	1	1,865	360	16%	2,226
CENTRA CARE SAINT CLOUD	1	1,885	303	14%	2,189
NCF DIAGNOSTICS & DNA TECHNOLOGIES LAB	64	1,831	274	13%	2,169
MARINERS HOSPITAL		1,937	200	9%	2,137
HEALTH FIRST ADVENTHEALTH CENTRA CARE COCOA		1,963	172	8%	2,135
PHYSICIANS STAT LAB	3	1,021	1,111	52%	2,135
LOWER KEYS MEDICAL CENTER		1,890	243	11%	2,133
BAPTIST HEALTHCARE - GULF BREEZE HOSPITAL	3	1,779	351	16%	2,133
MEDEXPRESS URGENT CARE CAPE CORAL		1,822	310	15%	2,132
MEDEXPRESS URGENT CARE - DELAND		1,912	190	9%	2,102
BAPTIST HEALTH EMERGENCY CENTER COUNTRY WALK	1	1,761	335	16%	2,097
BAPTIST HEALTH - CLAY		1,775	314	15%	2,089
SCION LAB SERVICES LLC	21	1,885	156	8%	2,062
PHYSICIANS REGIONAL MEDICAL CENTER - COLLIER BLVD	1	1,522	534	26%	2,057
ADVENT HEALTH - NEW SMYRNA		1,606	438	21%	2,044
BAPTIST HEALTH - OAKLEAF		1,671	360	18%	2,031
NXGEN MDX LLC	4	1,824	197	10%	2,025
PROHEALTH		708	1,289	65%	1,997
HEALTH FIRST ADVENTHEALTH CENTRA CARE MALABAR		1,807	186	9%	1,993
BAPTIST HEALTH SOUTH FLORIDA - MIAMI BEACH URGENT CARE		1,711	277	14%	1,988
VENTURE MEDICAL OF FLORIDA LLC		1,810	164	8%	1,974

COVID-19: testing by laboratory

Data through Jan 7, 2021 verified as of Jan 8, 2021 at 09:25 AM

Data in this report are provisional and subject to change.

The numbers in the table below represent the number of Florida and non-Florida residents for whom test results were received by the Department of Health. A person can be tested by more than one laboratory and can have both positive and negative results. **Therefore, the sum of the numbers in each column will be larger than the total number of people tested.**

Reporting lab	Inconclusive	Negative	Positive	Percent positive	Total
DOC SMILEY'S URGENT CARE		1,706	247	13%	1,953
ADVENTIST HEALTH SYSTEMS SUNBELT IN DBA		1,745	147	8%	1,892
MEDEXPRESS URGENT CARE LEHIGH ACRES		1,670	213	11%	1,883
MINUTECLINIC LLC # 0709		1,612	269	14%	1,881
PREMIER URGENT CARE OF BREVARD LLC		1,561	279	15%	1,840
ASSOCIATED PATHOLOGISTS, LLC	3	1,489	326	18%	1,818
ADVENTHEALTH CENTRA CARE KIDS LAKE MARY		1,705	110	6%	1,815
PHARMCO RX	1	1,665	149	8%	1,815
PARAMOUNT URGENT CARE - WINDERMERE		1,109	694	38%	1,803
MEDEXPRESS FORT MYERS		1,567	226	13%	1,793
LABORATORY OF FLORIDA LLC	40	1,641	112	6%	1,793
ADVENT HEALTH CENTRA CARE -WINTER PARK KIDS URGENT CARE	2	1,589	162	9%	1,753
TAMPA COMMUNITY HOSPITAL		1,437	274	16%	1,711
MEDEXPRESS PORT CHARLOTTE		1,570	139	8%	1,709
JW PLASTIC SURGERY		1,449	244	14%	1,693
GENUS3		1,623	67	4%	1,690
LEE HEALTH CONVENIENT CARE - PAGE FIELD		1,398	289	17%	1,687
FLOWERS HOSPITAL		1,515	149	9%	1,664
PRIMEHEALTH URGENT CARE INC		1,418	226	14%	1,644
MINUTECLINIC LLC #3631		1,375	261	16%	1,636
DONALD W ROBERTSON DO PA		1,234	397	24%	1,631
MINUTECLINIC LLC 5852		1,375	249	15%	1,624
GESSLER CLINIC		1,013	602	37%	1,615
MEDONE PLLC		1,259	353	22%	1,612
PARAMOUNT URGENT CARE - ORLANDO		1,062	521	33%	1,583
OPTEO LABORATORY		1,529	33	2%	1,562
MEDEXPRESS URGENT CARE CORAL SPRINGS		1,407	140	9%	1,547
FLORIDA MEDICAL CLINIC	3	776	761	49%	1,540
SPARROW HEALTHCARE	2	1,323	214	14%	1,539
MELBOURNE MEDICAL LABORATORY	2	1,334	199	13%	1,535
MEDEXPRESS URGENT CARE - VERO BEACH		1,341	192	13%	1,533
PRO CLINIC		1,362	154	10%	1,516
DYNIX DIAGNOSTIX		1,239	240	16%	1,479
NORTH SHORE LONG ISLAND JEWISH HEALTH		1,410	63	4%	1,473
MC DIAGNOSTIC OF CONNECTICUT, PC #2220		1,235	230	16%	1,465
PARAMOUNT URGENT CARE - OVIEDO		909	549	38%	1,458
MEDFAST URGENT CARE CENTERS LLC		148	1,309	90%	1,457
FLORIDA COMMUNITY HEALTH CENTER		1,196	258	18%	1,454
MEDEXPRESS URGENT CARE - CLEWISTON		1,232	217	15%	1,449
ACCU REFERENCE MEDICAL LAB		992	448	31%	1,440
UHEALTH DEERFIELD BEACH/UMSYLVESTER DEERFIELD BEACH LABORATORY	3	1,367	54	4%	1,424
ADVENTHEALTH CENTRA CARE		1,264	157	11%	1,421
BIOCERNA LLC	9	1,248	164	12%	1,421
JACKSON HOSPITAL CLINICAL LABORATORY		1,217	200	14%	1,417
PATIENTS CHOICE LABORATORIES		828	587	41%	1,415
ADVANCE MEDICAL OF NAPLES		309	1,090	78%	1,399

COVID-19: testing by laboratory

Data through Jan 7, 2021 verified as of Jan 8, 2021 at 09:25 AM

Data in this report are provisional and subject to change.

The numbers in the table below represent the number of Florida and non-Florida residents for whom test results were received by the Department of Health. A person can be tested by more than one laboratory and can have both positive and negative results. **Therefore, the sum of the numbers in each column will be larger than the total number of people tested.**

Reporting lab	Inconclusive	Negative	Positive	Percent positive	Total
MARTIN HEALTH SYSTEM - ST LUCIE WEST		1,263	134	10%	1,397
BARDMOOR LABORATORY	9	1,180	196	14%	1,385
IGENOMIX USA LLC	40	1,212	122	9%	1,374
LABTECH DIAGNOSTIC		1,118	251	18%	1,369
NCH NORTHEAST	6	1,025	332	24%	1,363
DR G'S URGENT CARE		1,194	167	12%	1,361
ASCENSION ST VINCENT'S - SOUTHSIDE		1,309	49	4%	1,358
ADVENTHEALTH CENTRA CARE CONWAY		1,151	191	14%	1,342
CAREFAST+		860	477	36%	1,337
BRASHEAR'S VITAL CARE CORP		972	362	27%	1,334
SHELL POINT NURSING PAVILION	1	1,273	40	3%	1,314
ASSURANCE SCIENTIFIC LABORATORIES	1	1,028	268	21%	1,297
CARENOW URGENT CARE		798	499	38%	1,297
MINUTECLINIC LLC #4415		1,051	244	19%	1,295
ARCPPOINT LABS		773	518	40%	1,291
BAY MEDICAL CENTER SACRED HEART HEALTH SYSTEM		941	340	27%	1,281
BAPTIST HEALTH SOUTH FLORIDA - COUNTRY WALK URGENT CARE EXPRESS		1,109	172	13%	1,281
ADVENT HEALTH - DADE CITY		1,130	136	11%	1,266
MINUTECLINIC LLC #5249		986	270	21%	1,256
CLINICORE		1,124	91	7%	1,215
PARRISH MEDICAL CENTER	1	1,071	141	12%	1,213
PHYSICIAN ASSOCIATES		1,077	131	11%	1,208
PATIENTS FIRST - THOMASVILLE ROAD		1,056	141	12%	1,197
ACCESS MEDICAL LABS		746	448	38%	1,194
EMERGENCY PHYSICIANS MEDICAL CENTER		270	921	77%	1,191
MEDEXPRESS URGENT CARE BOCA RATON		1,104	86	7%	1,190
UNIVERSITY OF ALABAMA AT BIRMINGHAM		1,158	31	3%	1,189
TEMPUS CLINICAL LABORATORY	9	1,042	129	11%	1,180
ASCENSION SACRED HEART - GULF		892	287	24%	1,179
UNIVERSITY OF NORTH FLORIDA STUDENT HEALTH		1,151	26	2%	1,177
MINUTECLINIC LLC #5253		999	170	15%	1,169
NYU HOSPITALS CENTER CLINICAL LABORATORIES		1,109	34	3%	1,143
BAPTIST HEALTH SOUTH FLORIDA - KEY BISCANE URGENT CARE EXPRESS		1,008	133	12%	1,141
QUICK CARE MED PL	2	955	173	15%	1,130
MINUTECLINIC LLC #3463		959	167	15%	1,126
CAPSTONE HEALTHCARE		782	328	30%	1,110
AMELIA EXPRESS CARE		643	455	41%	1,098
VAVA PARTNERS LLC		437	660	60%	1,097
VERITAS GENETICS	61	932	103	9%	1,096
PARAMOUNT URGENT CARE INC		286	801	74%	1,087
AMELIA EXPRESS CARE LLC		940	140	13%	1,080
RAINBOW RIVER MEDICAL LABORATORY		977	82	8%	1,059
TOM LEE COMMUNITY HEALTH CENTER		726	331	31%	1,057
GENESIS LABORATORY MANAGEMENT	9	883	163	15%	1,055
COASTAL LABORATORIES		796	246	24%	1,042
LAB24 INC	3	368	665	64%	1,036

COVID-19: testing by laboratory

Data through Jan 7, 2021 verified as of Jan 8, 2021 at 09:25 AM

Data in this report are provisional and subject to change.

The numbers in the table below represent the number of Florida and non-Florida residents for whom test results were received by the Department of Health. A person can be tested by more than one laboratory and can have both positive and negative results. **Therefore, the sum of the numbers in each column will be larger than the total number of people tested.**

Reporting lab	Inconclusive	Negative	Positive	Percent positive	Total
BAYFRONT HEALTH - CITRUS HILLS		867	167	16%	1,034
MINUTECLINIC LLC #5854		857	169	16%	1,026
EPN URGENT CARE NAPLES	2	746	270	27%	1,018
PHYSICIANS PRIMARY CARE	2	860	154	15%	1,016
ACCESS POINT HEALTHCARE URGENT & PRIMARY CARE		718	297	29%	1,015
MEDEXPRESS URGENT CARE - JAX ATLANTIC BLVD		887	127	13%	1,014
MINUTECLINIC LLC #5190		835	171	17%	1,006
DOC SMILEYS URGENT CARE LLC		807	187	19%	994
MINI ER WATERFORD LAKES, THE		847	146	15%	993
MINUTECLINIC LLC		840	138	14%	978
LAKE WALES MEDICAL CENTER INC		858	115	12%	973
VERITOR		849	123	13%	972
CHARLES AIESI CONSULTING INC	4	861	101	10%	966
HOLIDAY CVS LLC DBA CVSPHARMACY #5155		920	33	3%	953
PENSACOLA PEDIATRICS PA	1	833	118	12%	952
UHEALTH CLINIC AT WALGREENS		781	168	18%	949
HOLMES REG MED CENTER CLINICAL LAB		770	170	18%	940
MINUTECLINIC LLC #7886		819	119	13%	938
NORTH FLORIDA PEDIATRICS-TALLAHASSEE		865	73	8%	938
VRL EUROFINs - DALLAS		913	13	1%	926
BAPTIST HEALTHCARE - JAY HOSPITAL		676	245	27%	921
NEIGHBORHOOD MEDICAL CENTER INC	13	811	93	10%	917
WHITE WILSON MEDICAL CENTER		118	797	87%	915
PEDIATRIC HEALTH CARE ALLIANCE - NORTHDAL		825	75	8%	900
STAGEZERO LIFE SCIENCES INC	2	818	79	9%	899
GENE TOX WORLDWIDE	60	736	100	11%	896
FAST TRACK URGENT CARE CENTER		4	886	100%	890
TREASURE COAST MEDICAL ASSOCIATES INC		620	263	30%	883
BAPTIST HEALTH EMERGENCY CENTER AT WEST CORAL WAY		659	217	25%	876
NCHMD INC		698	170	20%	868
STEWART REFERENCE LABORATORY	1	544	321	37%	866
SOLARIS HEALTHCARE PALATKA		847	18	2%	865
SMA LAB	3	767	85	10%	855
HISTOPATHOLOGY SERVICES, LLC		756	95	11%	851
ED FRASER MEMORIAL HOSPITAL		660	179	21%	839
BOND URGENT CARE LLC		610	224	27%	834
LENCO MEDICAL LABORATORY		802	29	3%	831
ST ANNES NURSING CENTER		813	17	2%	830
FLORIDA HOSPITAL ORLANDO		743	74	9%	817
MINUTECLINIC LLC #3705		706	98	12%	804
ASCENSION ST VINCENT'S - CLAY		775	29	4%	804
MEDRITE MEDICAL CARE, PC	377	387	37	5%	801
NITE LITE PEDIATRICS		233	561	71%	794
PARAMOUNT URGENT CARE VILLAGES		509	284	36%	793
PHAROS HEALTH		623	167	21%	790
ELLENTON URGENT CARE		573	212	27%	785

COVID-19: testing by laboratory

Data through Jan 7, 2021 verified as of Jan 8, 2021 at 09:25 AM

Data in this report are provisional and subject to change.

The numbers in the table below represent the number of Florida and non-Florida residents for whom test results were received by the Department of Health. A person can be tested by more than one laboratory and can have both positive and negative results. **Therefore, the sum of the numbers in each column will be larger than the total number of people tested.**

Reporting lab	Inconclusive	Negative	Positive	Percent positive	Total
CAREFAST MURABELLA		501	281	36%	782
MINUTECLINIC LLC #5069		660	122	16%	782
PRIMARY CARE OF THE TREASURE COAST		693	88	11%	781
COASTAL PEDIATRIC GROUP		679	102	13%	781
INTELEX LABS, LLC		754	23	3%	777
MINUTECLINIC LLC #1067		671	105	14%	776
PALM HARBOR PHARMACY		670	102	13%	772
NAPLES URGENT CARE	1	495	276	36%	772
CENTRA CARE		445	324	42%	769
MACDILL AIR FORCE BASE		709	51	7%	760
MINUTECLINIC LLC #5214		679	78	10%	757
MARION E FETHER MEDICAL CENTER, THE		694	61	8%	755
MINUTECLINIC LLC #3662		626	120	16%	746
MINUTECLINIC LLC #8396		623	122	16%	745
DYNIX DIAGNOSTICS	2	522	216	29%	740
LABORATORY SPECIALISTS OF MICHIGAN		553	183	25%	736
FLAGLER HOSPITAL LABORATORY	8	31	693	95%	732
MINUTE CLINIC LLC		626	105	14%	731
DEPARTMENT OF CLINICAL LABS		717	14	2%	731
MINUTECLINIC LLC # 0514		629	99	14%	728
INTEGRITY LABORATORIES, LLC	1	589	137	19%	727
NONE		308	416	57%	724
TYNDALL AIR FORCE BASE		566	153	21%	719
THE HEALTH CENTER OF PLANT CITY		668	48	7%	716
OPTUM LABS LLC		602	114	16%	716
EUROFINS NTD, LLC		680	35	5%	715
DISNEY COVID TEST SITE		703	9	1%	712
ADVENT HEALTH LAB - ORLANDO		430	282	40%	712
TACACHALE CLINICAL LABORATORY		683	26	4%	709
BROWNWOOD CARE CENTER		631	77	11%	708
MINUTECLINIC LLC #7887		615	77	11%	692
PREMIER MEDICAL LABORATORY SERVICES	1	463	222	32%	686
MINUTECLINIC LLC # 3579		564	111	16%	675
MINI ER ADULT AND PEDIATRIC URGENT CARE		574	98	15%	672
ADVENTHEALTH EXPRESS CARE		438	234	35%	672
Community_Health		540	130	19%	670
MINUTECLINIC LLC #1055		507	160	24%	667
MINUTECLINIC, LLC DBA MINUTECLINIC #4717		645	21	3%	666
LAKELAND REGIONAL HEALTH - PWC/OB		36	629	95%	665
NORTH OKALOOSA MEDICAL CENTER		399	266	40%	665
VENICE REGIONAL MEDICAL CENTER		573	86	13%	659
NCH HEALTHCARE SYSTEM MICROBIOLOGY LAB		1	653	100%	654
WILLOWBROOKE COURT AT EDGEWATER POINTE ESTATES		645	8	1%	653
MINUTECLINIC, LLC (CLINIC 10699)		555	98	15%	653
CENTRA CARE - SOUTH ORANGE		476	175	27%	651
Tampa Lakes Health and Rehabilitation Center	2	580	68	10%	650

COVID-19: testing by laboratory

Data through Jan 7, 2021 verified as of Jan 8, 2021 at 09:25 AM

Data in this report are provisional and subject to change.

The numbers in the table below represent the number of Florida and non-Florida residents for whom test results were received by the Department of Health. A person can be tested by more than one laboratory and can have both positive and negative results. **Therefore, the sum of the numbers in each column will be larger than the total number of people tested.**

Reporting lab	Inconclusive	Negative	Positive	Percent positive	Total
BLUE MED CONSULTANTS		631	18	3%	649
PATIENTS FIRST LAKE ELLA MEDICAL CENTER		570	79	12%	649
BAPTIST HEALTH - MD ANDERSON CANCER CENTER		643	4	1%	647
ARCPPOINT LABS OF CORAL SPRINGS FL		583	63	10%	646
MINUTECLINIC LLC #1771		530	116	18%	646
MEDICAL FP - WHOLE FAMILY HEALTH CENTER		529	117	18%	646
MAVERICK LABS		456	186	29%	642
LEE COUNTY EMERGENCY MEDICAL SERVICE		561	80	12%	641
VITAS HEALTHCARE CORPORATION OF FLA		636	3	0%	639
MINUTECLINIC LLC # 3686		524	113	18%	637
DOCTOR'S MEMORIAL HOSPITAL		480	149	24%	629
ADVENT HEALTH CENTRA CARE - MOUNT DORA		276	348	56%	624
NORTH FLORIDA PEDIATRICS - LAKE CITY		460	163	26%	623
ADDICTION LABS OF AMERICA	3	574	46	7%	623
CVS HEALTH		444	176	28%	620
GENEIQ		586	34	5%	620
NORTH SHORE LIJ URGENT CARE PC		587	31	5%	618
MINUTECLINIC LLC #7173		543	74	12%	617
Victoria Nursing and Rehabilitation Center		575	40	7%	615
KENDALL HEALTHCARE PROPERTIES DBA	2	585	26	4%	613
PARAMOUNT URGENT CARE - CLERMONT		458	155	25%	613
PROJECT HEALTH, INC SUMTERVILLE	5	496	108	18%	609
HOLY CROSS HOSPITAL		12	597	98%	609
COVANCE CLINICAL RESEARCH UNIT INC		594	13	2%	607
PRIMARY CARE SERVICES AT INDIAN RIVER ESTATES		596	10	2%	606
MINUTECLINIC LLC #3635		520	79	13%	599
PATIENTS FIRST - MAHAN DRIVE		164	435	73%	599
MINUTECLINIC LLC #3291		520	74	12%	594
PALACE NURSING HOME & REHAB CENTER		568	23	4%	591
SANTA ROSA MEDICAL GROUP		476	114	19%	590
POINT OF CARE TESTING SITE		556	24	4%	580
FLORIDA DEPARTMENT OF HEALTH IN POLK COUNTY	2	432	146	25%	580
MINUTECLINIC LLC # 3930		494	85	15%	579
ALTRU DIAGNOSTICS INC	2	551	26	4%	579
ADVENT HEALTH CENTRA CARE - WATERFORD LAKES		481	94	16%	575
C.W. BILL YOUNG VA MEDICAL CENTER	1	17	548	97%	566
MOUNT SINAI LABORATORY		542	24	4%	566
NORTHEAST FLORIDA NEUROLOGY CLINICS, INC		484	82	14%	566
APALACHEE CORRECTIONAL INSTITUTION EAST UNIT		550	15	3%	565
MINUTECLINIC LLC #3814		445	118	21%	563
MANOR PINES CONVALESCENT CENTER LLC	1	543	17	3%	561
VETERANS AFFAIRS MEDICAL CENTER - JAMES A HALEY			559	100%	559
SOLARIS HEALTHCARE CHARLOTTE HARBOR		522	35	6%	557
MINUTECLINIC LLC #4458		429	127	23%	556
MINUTECLINIC LLC #3003		419	133	24%	552
MINUTECLINIC LLC #1821		488	62	11%	550

COVID-19: testing by laboratory

Data through Jan 7, 2021 verified as of Jan 8, 2021 at 09:25 AM

Data in this report are provisional and subject to change.

The numbers in the table below represent the number of Florida and non-Florida residents for whom test results were received by the Department of Health. A person can be tested by more than one laboratory and can have both positive and negative results. **Therefore, the sum of the numbers in each column will be larger than the total number of people tested.**

Reporting lab	Inconclusive	Negative	Positive	Percent positive	Total
MIAMI JEWISH HEALTH SYSTEMS		520	29	5%	549
VITAE DIAGNOSTICS		534	13	2%	547
UNIVERSITY OF WEST FLORIDA STUDENT HEALTH SERVICES	1	448	98	18%	547
MINUTECLINIC, LLC #4015		390	154	28%	544
MYTEST DIAGNOSTICS		503	40	7%	543
HOLMES REGIONAL MEDICAL CENTER		5	537	99%	542
TENNESSEE DOH - NASHVILLE	2	476	62	11%	540
ANY LAB TEST NOW	1	348	189	35%	538
ST JOHN'S NURSING CENTER		524	13	2%	537
The Sands at South Beach		533	4	1%	537
PALM GARDEN OF PORT SAINT LUCIE		530	5	1%	535
CONSULATE HEALTH CARE OF NEW PORT RICHEY	2	477	54	10%	533
NCF DIAGNOSTICS & DNA TECHNOLOGIES	15	199	318	60%	532
JOHN KNOX VILLAGE HEALTH CENTER		520	12	2%	532
ECCOLAB GROUP	1	143	388	73%	532
SOUTHEAST ALABAMA MEDICAL CENT		482	49	9%	531
LIFE CARE CENTER OF ORANGE PARK		506	23	4%	529
GULF COAST VILLAGE		502	26	5%	528
COASTAL URGENT CARE		424	103	20%	527
TREE HOUSE PEDIATRICS PLLC		476	49	9%	525
SHORELINE PHYSICIAN GROUP		333	186	36%	519
LIFE CARE CENTER OF NEW PORT RICHEY		487	31	6%	518
SEBASTIAN RIVER MEDICAL CENTER	2	401	114	22%	517
MED FAST URGENT CARE CENTER		260	255	50%	515
MINUTECLINIC LLC #7973		426	88	17%	514
WHOLE FAMILY HEALTH CENTER INC		401	112	22%	513
MEDICAL VB		392	120	23%	512
GOLDEN GLADES NURSING & REHABILITATION CTR		503	8	2%	511
CREEKSIDE CARE CENTER	1	424	84	17%	509
NORTH FLORIDA PEDIATRICS PA - SUWANNEE		413	96	19%	509
MID-FLORIDA PATHOLOGY		401	108	21%	509
HMA SANTA ROSA MEDICAL CENTER LLC DBA		391	116	23%	507
GULF COAST MOLECULAR LABORATORIES	11	423	73	14%	507
CONSULATE HEALTHCARE OF VERO BEACH	13	437	56	11%	506
INTERLACHEN PEDIATRICS		482	23	5%	505
Signature HealthCare Center of Waterford		478	26	5%	504
KEYS AHEC SCHOOL MEDICAL CLINIC	6	433	63	13%	502
MOLECULAR INFECTIOUS DISEASES		492	7	1%	499
MINUTECLINIC LLC #4024		419	76	15%	495
WOODLANDS MEDICAL SPECIALISTS		346	149	30%	495
VETERANS AFFAIRS MEDICAL CENTER - BAY PINES		17	477	97%	494
FISHERMENS HOSPITAL CLINICAL LAB		455	38	8%	493
CLINICAL PATHOLOGY LABS		386	106	22%	492
MINUTECLINIC LLC #7225		412	79	16%	491
DAVITA LABORATORY		426	59	12%	485
XYZ LABORATORY	6	429	49	10%	484

COVID-19: testing by laboratory

Data through Jan 7, 2021 verified as of Jan 8, 2021 at 09:25 AM

Data in this report are provisional and subject to change.

The numbers in the table below represent the number of Florida and non-Florida residents for whom test results were received by the Department of Health. A person can be tested by more than one laboratory and can have both positive and negative results. **Therefore, the sum of the numbers in each column will be larger than the total number of people tested.**

Reporting lab	Inconclusive	Negative	Positive	Percent positive	Total
THE PRESERVE		477	6	1%	483
ADVENT HEALTH CENTRA CARE - PORT ORANGE		65	418	87%	483
LIFE CARE CENTER OF HILLIARD		469	13	3%	482
MINUTECLINIC LLC #3285		410	72	15%	482
VILLA MARIA NURSING & REHAB CENTER INC	1	469	11	2%	481
CLEWISTON NURSING AND REHABILITATION CENTER		473	7	1%	480
PALM GARDEN OF VERO BEACH		445	35	7%	480
Point of Care Testing	1	106	369	78%	476
THERADOC		152	320	68%	472
ETHOS WELLNESS PHARMACY		439	33	7%	472
MINUTECLINIC, LLC #3204		378	93	20%	471
PALM BAY HOSPITAL CLINICAL LABORATORY		280	191	41%	471
JACKSON MEMORIAL LONG TERM CARE CENTER		456	14	3%	470
READY RESPONDERS FLORIDA, PLLC		405	63	13%	468
EDEN SPRINGS NURSING AND REHAB CENTER		368	99	21%	467
COASTAL PHYSICIANS, LLC		341	125	27%	466
ST CLOUD REGIONAL MEDICAL CENTER CLINICAL LAB		394	67	15%	461
MINUTECLINIC LLC #3257		362	98	21%	460
CLARITY LABS		396	63	14%	459
MIDWAY SPECIALLY CARE CENTER		277	180	39%	457
MINUTECLINIC LLC #476		381	74	16%	455
FORT MYERS INTERNAL MEDICINE, LLC		411	42	9%	453
EMERALD SHORES HEALTH AND REHABILITATION		366	86	19%	452
PROHEALTH MEDICAL CLINIC		65	387	86%	452
MEMORIAL PEMBROKE 24/7 CARE CENTER		343	108	24%	451
BROAD INSTITUTE CLINICAL SEQUENCING RESEARCH PLATFORM	1	441	9	2%	451
NEW YORK HOSPITAL LABORATORIES	1	438	12	3%	451
BALDOMERO LOPEZ STATE VETERANS NURSING HOME	2	446	2	0%	450
RIVER GARDEN HEBREW HOME FOR THE AGED		398	51	11%	449
HEALTH CENTER AT BRENTWOOD	1	402	40	9%	443
JUPITER MEDICAL CENTER URGENT CARE		269	172	39%	441
ENZO CLINICAL LABS INC	2	419	19	4%	440
MINUTECLINIC LLC #5216		356	80	18%	436
INTERLACHEN PEDIATRICS PA		408	27	6%	435
PRIMARY CARE SERVICES AT ST ANDREWS ESTATES		433			433
Crestview Rehabilitation Center	3	306	124	29%	433
JACKSON MEMORIAL PERDUE MEDICAL CENTER		416	16	4%	432
MINUTECLINIC LLC #3654		356	75	17%	431
AVECINA MEDICAL JULINGTON	1	240	189	44%	430
HENDRY REGIONAL MEDICAL CENTER CLINICAL LABORATORY		299	131	30%	430
SMA SPECIALTY MEDICAL LAB		115	313	73%	428
LIFE CARE CENTER OF PENSACOLA		397	30	7%	427
NEW PLANT CITY FAMILY CARE	1	225	199	47%	425
CATALYST WALK IN CLINIC		322	103	24%	425
FOUNTAIN MANOR HEALTH AND REHAB CENTER	1	408	15	4%	424
J AND G MEDICAL GROUP LLC		358	65	15%	423

COVID-19: testing by laboratory

Data through Jan 7, 2021 verified as of Jan 8, 2021 at 09:25 AM

Data in this report are provisional and subject to change.

The numbers in the table below represent the number of Florida and non-Florida residents for whom test results were received by the Department of Health. A person can be tested by more than one laboratory and can have both positive and negative results. **Therefore, the sum of the numbers in each column will be larger than the total number of people tested.**

Reporting lab	Inconclusive	Negative	Positive	Percent positive	Total
Good Samaritan Society Kissimmee Village		358	64	15%	422
GARCIA CLINICAL LABORATORY		28	392	93%	420
FLO-MEDILAB SERVICES LLC		186	233	56%	419
FLORIDA DEPT OF HEALTH IN BREVARD COUNTY	3	356	60	14%	419
MINUTECLINIC LLC #3648		332	86	21%	418
SOUTHERN OAKS CARE CENTER	1	386	31	7%	418
ORLANDO HEALTH AND REHAB CENTER		382	35	8%	417
LAUDERDALE NURSING CENTER LLC	1	398	18	4%	417
MINUTECLINIC LLC #4201		368	47	11%	415
VETERANS AFFAIRS MEDICAL CENTER		40	374	90%	414
LEHIGH REGIONAL MEDICAL CENTER LAB		371	43	10%	414
PALM GARDEN OF JACKSONVILLE	2	349	63	15%	414
MINUTECLINIC LLC #3671		366	44	11%	410
MOORINGS PARK INSTITUTE, INC, THE		395	15	4%	410
ADVENTHEALTH MEDICAL GROUP PROMPT CARE		296	113	28%	409
MANOR AT CARPENTERS		381	25	6%	406
VALENCIA HILLS HEALTH AND REHABILITATION CENTER		398	8	2%	406
PEDIATRICS OF CENTRAL FLORIDA PA	14	366	26	6%	406
CITY MEDICAL OF NEW JERSEY, PC		371	34	8%	405
NCH HEALTHCARE BONITA		294	111	27%	405
SPECTOR SCIENTIFIC LAB	1	188	216	53%	405
HILLCREST HEALTH CARE & REHABILITATION CENTER	1	395	8	2%	404
WILLISTON CARE CENTER		361	43	11%	404
NCHMD, INC SOUTHEAST IMMEDIATE CARE		295	107	27%	402
FIU-HEALTH AUXILIARY LABORATORY		371	30	7%	401
MINUTECLINIC LLC		356	45	11%	401
PENSACOLA PEDIATRICS	1	252	147	37%	400
GROWING TOGETHER PEDIATRICS LLC		366	34	9%	400
ADVENT HEALTH CENTRA CARE - WINTER PARK		260	140	35%	400
The Manor at Blue Water Bay		348	51	13%	399
DOCTORS CENTER,THE		312	87	22%	399
ST ANDREWS BAY SKILLED NURSING &		352	47	12%	399
HARTS HARBOR HEALTH CARE CENTER		385	14	4%	399
TIDE LABORATORIES		356	42	11%	398
THE PALACE AT HOMESTEAD	1	383	14	4%	398
Q ANSWER LAB	1	364	32	8%	397
CYPRESS VILLAGE		381	14	4%	395
MINI ER AND URGENT CARE		289	105	27%	394
MINUTECLINIC LLC # 7933		334	58	15%	392
PHYSICIANS PRIMARY CARE LAB		341	51	13%	392
WILLOW BROOKE COURT AT INDIAN RIVER ESTATES		350	40	10%	390
LITTLE PINE PEDIATRICS		254	135	35%	389
BARBER		13	376	97%	389
Plantation Bay Rehabilitation Center		379	7	2%	386
CLIFFORD CHESTER SIMS STATE VETERANS		379	6	2%	385
WEST GABLES HEALTH CARE CENTER		376	9	2%	385

COVID-19: testing by laboratory

Data through Jan 7, 2021 verified as of Jan 8, 2021 at 09:25 AM

Data in this report are provisional and subject to change.

The numbers in the table below represent the number of Florida and non-Florida residents for whom test results were received by the Department of Health. A person can be tested by more than one laboratory and can have both positive and negative results. **Therefore, the sum of the numbers in each column will be larger than the total number of people tested.**

Reporting lab	Inconclusive	Negative	Positive	Percent positive	Total
MEDONE URGENT CARE AT ST. AUGUSTINE		111	273	71%	384
DOH – INDIAN RIVER		317	67	17%	384
Colonial Lakes Health Care		374	9	2%	383
NEW YORK PRESBYTERIAN - CUMC CLINICAL		364	17	4%	381
PARKLANDS FACILITY INC	4	367	9	2%	380
MAIN STREET MEDICAL CENTER		66	313	83%	379
NORTH FLORIDA PEDIATRICS PA		322	54	14%	376
BAYA PHARMACY WEST		8	368	98%	376
SACRED HEART HEALTH SYSTEM, INC		205	166	45%	371
MEDONE URGENT CARE CENTER		149	222	60%	371
URGENT CARE BETHESDA	1	318	52	14%	371
Santa Rosa Center for Rehabilitation and Healing		310	60	16%	370
HENDRY REGIONAL MEDICAL CENTER		107	263	71%	370
NAVAL HOSPITAL - JACKSONVILLE		41	328	89%	369
PALM GARDEN OF TAMPA		362	7	2%	369
MINUTECLINIC LLC #5924		296	73	20%	369
CAPE CANAVERAL HOSPITAL		205	164	44%	369
RICARDO NAVARRO DO PA		321	47	13%	368
HERON POINTE HEALTH AND REHABILITATION	1	364	2	1%	367
ADVENT HEALTH - TAMPA		148	217	59%	365
FAMILY HEALTH CENTERS OF SWF LABS	2	297	65	18%	364
EAST LAKE PEDIATRICS		296	67	18%	363
PALM GARDEN OF OCALA		330	33	9%	363
LPG COCONUT POINT		296	65	18%	361
VETERANS AFFAIRS MEDICAL CENTER - GAINESVILLE		2	356	99%	358
BALDWIN PEDIATRICS	1	337	20	6%	358
NSPIRE HEALTHCARE MIAMI LAKES	3	345	10	3%	358
VITAS HEALTHCARE CORP OF CENTRAL FL		348	10	3%	358
MANOR CARE HEALTH SERVICES - FT MYERS		346	10	3%	356
FAIR HAVENS CENTER, OPCO		350	5	1%	355
ADVENT HEALTH CENTRA CARE - LAKE MARY	2	104	249	70%	355
INFORM DIAGNOSTICS		349	6	2%	355
GOLDEN GATE FAMILY CLINIC		83	272	77%	355
FLAGLER COUNTY HEALTH DEPARTMENT		308	46	13%	354
CRUCIAL CARE EMERGENCY MEDICINE DOCTORS		291	62	18%	353
CHILDRENS MEDICAL ASSOCIATION		321	31	9%	352
Ocala Health and Rehabilitation Center		337	14	4%	351
PEDIATRIC HEALTHCARE ALLIANCE PA		321	30	9%	351
BAYSHORE DIAGNOSTICS		309	40	11%	349
BROOKDALE PALMER RANCH	1	304	44	13%	349
HARBOUR HEALTH CENTER		339	10	3%	349
SANFORD LABORATORIES		325	23	7%	348
MAYFLOWER ASSISTED LIVING		345	2	1%	347
MEDFAST URGENT CARE CENTERS		79	268	77%	347
UR MEDICINE LABS- CENTRAL LABORATORY		332	15	4%	347
AMERICA'S PHARMACY LLC		302	42	12%	344

COVID-19: testing by laboratory

Data through Jan 7, 2021 verified as of Jan 8, 2021 at 09:25 AM

Data in this report are provisional and subject to change.

The numbers in the table below represent the number of Florida and non-Florida residents for whom test results were received by the Department of Health. A person can be tested by more than one laboratory and can have both positive and negative results. **Therefore, the sum of the numbers in each column will be larger than the total number of people tested.**

Reporting lab	Inconclusive	Negative	Positive	Percent positive	Total
FERNANDINA BEACH REHAB AND NURSING	1	336	7	2%	344
KETAMINE HEALTH CENTERS LLC		315	27	8%	342
MY CLINICAL LAB		224	118	35%	342
CITRUS NURSING CENTER LLC		324	17	5%	341
MINUTECLINIC, LLC #5817		282	59	17%	341
MINUTECLINIC LLC #1815		305	36	11%	341
ADVENT HEALTH CENTRA CARE - PALM COAST		80	260	76%	340
MEDICAL CENTER CLINIC-IMMEDIATE CARE	1	280	59	17%	340
VILLAGE AT VIENNA SQUARE,THE	6	329	5	1%	340
MINUTECLINIC LLC #1807		263	77	23%	340
TREASURE COAST COMMUNITY HEALTH	3	296	41	12%	340
SELECT REFERENCE LABORATORIES, LLC	1	326	12	4%	339
AMERICAN FAMILY CARE PENSACOLA WEST		1	337	100%	338
TELESCOPE HEALTH LLC	3	258	77	23%	338
Stacey Health Care Centers Inc. dba Riverside Care Center		310	27	8%	337
INDIAN RIVER CTR, LLC		305	32	9%	337
MINUTECLINIC LLC #8381		266	70	21%	336
CORAL BAY HEALTHCARE AND REHABILITATION	1	329	6	2%	336
GENESIS DIAGNOSTICS		234	102	30%	336
SIPARADIGM, DIAGNOSTIC INFORMATICS		273	62	19%	335
NORTH FLORIDA REHABILITATION & SPECIALTY CARE		332	3	1%	335
Solaris HealthCare Windermere		326	8	2%	334
PALMS OF SEBRING		310	22	7%	332
VRL EUROFINs		321	11	3%	332
ADVENT HEALTH CENTRA CARE - WINTER HAVEN	1	164	166	50%	331
MINUTECLINIC, LLC #3245		240	91	27%	331
ADVENT HEALTH CENTRA CARE - LEESBURG		13	318	96%	331
BOND AND STEELE CLINIC PA		198	133	40%	331
ARCPPOINTS LABS		294	36	11%	330
ABBEY DELRAY		325	4	1%	329
BAPTIST PRIMARY CARE	2	258	69	21%	329
24 HOUR PEDIATRIC CARE CENTER	1	296	32	10%	329
MINUTECLINIC LLC #4612		249	79	24%	328
NORTH PINELLAS STATMED QUICK QUALITY CLINICS		236	92	28%	328
SIGNATURE HEALTHCARE OF BROOKWOOD GARDENS		326	1	0%	327
FLORIDA HOSPITAL MEDICAL GROUP		247	79	24%	326
TRI-COUNTY NURSING AND REHABILITATION CENTER INC		311	15	5%	326
CONSULATE HEALTH CARE OF BAYONET POINT	3	315	7	2%	325
RUSKIN HEALTH CENTER		215	109	34%	324
MINUTECLINIC LLC #3748		256	68	21%	324
ORLANDO HEALTH CENTER FOR REHABILITATION		314	9	3%	323
USAFSAM/PHE		173	150	46%	323
FLORIDA HOSPITAL WAUCHULA		218	104	32%	322
MANOR OAKS NURSING & REHAB CENTER	2	319	1	0%	322
MINUTECLINIC LLC #3236		287	35	11%	322
VITAS LUTHERAN TOWERS INPATIENT PROGRAM		277	44	14%	321

COVID-19: testing by laboratory

Data through Jan 7, 2021 verified as of Jan 8, 2021 at 09:25 AM

Data in this report are provisional and subject to change.

The numbers in the table below represent the number of Florida and non-Florida residents for whom test results were received by the Department of Health. A person can be tested by more than one laboratory and can have both positive and negative results. **Therefore, the sum of the numbers in each column will be larger than the total number of people tested.**

Reporting lab	Inconclusive	Negative	Positive	Percent positive	Total
BLOUNTSTOWN REHABILITATION CENTER LLC		221	99	31%	320
AFC URGENT CARE SEMINOLE			319	100%	319
APP-UNIPATH, LLC	2	305	12	4%	319
MIDWAY SPECIALTY CARE CENTER	3	202	113	36%	318
SPRING HILL HEALTH AND REHABILITATION CENTER		300	15	5%	315
CORE DIAGNOSTIC LABORATORIES LLC		236	79	25%	315
CARENOW URGENT CARE - FORT PIERCE		192	122	39%	314
CORAL TRACE HEALTH CARE	2	306	5	2%	313
GENESIS MEDICAL LABORATORY MIAMI FL.		83	229	73%	312
REDI MED LLC		213	99	32%	312
HALIFAX MEDICAL CENTER-PORT ORANGE LAB		260	49	16%	309
Timberridge Center for Rehabilitation and Healing		283	25	8%	308
MINUTECLINIC LLC, #10357		307	1	0%	308
MEDSCAN LABORATORY INC	1	162	145	47%	308
ORCHARD PARK HEALTH & REHABILITATION		305	2	1%	307
MEDIQUICK URGENT CARE CENTERS INC		154	152	50%	306
SOLARIS HEALTHCARE PARKWAY	1	300	5	2%	306
CLARIDGE HOUSE NURSING CENTER		290	16	5%	306
ER QUICKCARE PL		247	58	19%	305
CALHOUN LIBERTY HOSPITAL		213	92	30%	305
MEDEXPRESS LUTZ		3	302	99%	305
FLORIDA GULF COAST UNIVERSITY		153	149	49%	302
DBI HEALTH INC		289	13	4%	302
PALMETTO SUBACUTE CARE CENTER		294	8	3%	302
HAINES CITY REHABILITATION AND NURSING CENTER		286	16	5%	302
Life Care Center at Wells Crossing		285	16	5%	301
BUFFALO CROSSING HEALTHCARE & REHABILITATION CTR		291	9	3%	300
BENTON PEDIATRICS INC		269	30	10%	299
HEALTH CENTRAL PARK		234	64	21%	298
Life Care Center of Ocala		277	21	7%	298
ASAP LAB LLC		198	99	33%	297
ADVENT HEALTH CENTRA CARE - TITUSVILLE		56	241	81%	297
BUENA VISTA URGENT CARE		264	32	11%	296
FLORIDA DEPARTMENT OF HEALTH CLAY COUNTY	1	206	88	30%	295
LIFEBRITE	1	121	173	59%	295
SOLARIS HEALTHCARE LAKE CITY		235	59	20%	294
DIAMOND RIDGE HEALTH AND REHABILITATION		282	12	4%	294
VETERANS AFFAIRS MEDICAL CENTER - LAKE CITY		52	242	82%	294
LOOP PEDIATRICS PA		250	44	15%	294
DELTONA HEALTH CARE		270	23	8%	293
STEWART ROCKLEDGE HOSPITAL		221	71	24%	292
NORTHWEST MEDICAL CENTER CLINICAL LABORATORY		175	117	40%	292
SUWANNEE HEALTH AND REHABILITATION CENTER		287	5	2%	292
EAST LAKE PEDIATRICS PA		262	29	10%	291
BOCA GRANDE HEALTH CLINIC		274	17	6%	291
LIFE CARE PONTE VEDRA INC		285	5	2%	290

COVID-19: testing by laboratory

Data through Jan 7, 2021 verified as of Jan 8, 2021 at 09:25 AM

Data in this report are provisional and subject to change.

The numbers in the table below represent the number of Florida and non-Florida residents for whom test results were received by the Department of Health. A person can be tested by more than one laboratory and can have both positive and negative results. **Therefore, the sum of the numbers in each column will be larger than the total number of people tested.**

Reporting lab	Inconclusive	Negative	Positive	Percent positive	Total
URGENT CARE OF THE PALM BEACHES		3	287	99%	290
FLORIDA HOSPITAL HEARTLAND MED CTR LAKE PLACID		213	76	26%	289
AUBURN UNIVERSITY MEDICAL CLINIC		227	62	21%	289
PHYSICIANS STAT LAB INC		242	46	16%	288
Quest Diag Unspecifd		180	107	37%	287
EXPRESS URGENT CARE LLC		1	286	100%	287
MANOR CARE NURSING CENTER OF SARASOTA FL LLC□		281	6	2%	287
SHORE ACRES CARE CENTER		262	24	8%	286
JACKSONVILLE BEACH PEDIATRIC CARE CENTER□		252	33	12%	285
BREVARD HEALTH ALLIANCE		118	167	59%	285
SPECIALTY HEALTH AND REHABILITATION CENTER		260	24	8%	284
KEY WEST HEALTH AND REHAB	1	276	6	2%	283
BIOCEPT		267	16	6%	283
Cypress Cove Care Center		185	98	35%	283
LAKELAND REGIONAL HEALTH SYSTEMS INC		16	266	94%	282
Manatee Springs Rehabilitation and Nursing Center		266	16	6%	282
BOCA BIOLISTICS REFERENCE LABORATORY	2	185	95	34%	282
PALM GARDEN OF GAINESVILLE	2	277	2	1%	281
SOLARIS HEALTHCARE OSCEOLA		274	7	2%	281
PHYSICIANS REGIONAL WALK-IN		184	97	35%	281
CHILDRENS MEDICAL ASSOCIATION PA		248	30	11%	278
HOPE HOSPICE AND COMMUNITY SERVICES INC	10	260	8	3%	278
AFC URGENT CARE FAMILY CARE			277	100%	277
PRUITT HEALTH-SANTA ROSA		275	2	1%	277
ASCEND CLINICAL	2	232	42	15%	276
MINUTECLINIC LLC #1350		219	56	20%	275
SPRINGTREE REHAB & HEALTH CARE CENTER		259	16	6%	275
GOOD SAMARITAN SOCIETY-DAYTONA		269	5	2%	274
ROLLINS COLLEGE WELLNESS CENTER		130	143	52%	273
WESTCHESTER GARDENS LIMITED PARTNERSHIP		268	5	2%	273
FIRST QUALITY LABORATORY		249	24	9%	273
SOLARIS HEALTHCARE BAYONET POINT		262	10	4%	272
FAIRWAY OAKS CENTER LLC	6	259	6	2%	271
THE PALACE MANAGEMENT - THE PALACE AT CORAL GABLES		269	1	0%	270
BRIDGEWATER PARK HEALTH AND REHAB		257	12	4%	269
AFC URGENT CARE TYRONE		2	267	99%	269
MEDFAST URGENT CARE CENTER		82	187	70%	269
BAY VILLAGE OF SARASOTA INC		266	3	1%	269
PREMIER PLACE AT THE GLENVIEW		260	8	3%	268
AURORA DIAGNOSTICS BERNHARDT LABORATORIES PATHOLOGY SERVICE		190	78	29%	268
PALM GARDEN OF CLEARWATER		251	17	6%	268
GANDY CROSSING CARE CENTER	1	254	12	4%	267
AFC URGENT CARE CLEARWATER		105	162	61%	267
BROOKSVILLE HEALTHCARE CENTER LLC□		266	1	0%	267
SABAL PALMS HEALTH AND REHAB		224	43	16%	267
AVELLINO LAB USA, INC	1	257	9	3%	267

COVID-19: testing by laboratory

Data through Jan 7, 2021 verified as of Jan 8, 2021 at 09:25 AM

Data in this report are provisional and subject to change.

The numbers in the table below represent the number of Florida and non-Florida residents for whom test results were received by the Department of Health. A person can be tested by more than one laboratory and can have both positive and negative results. **Therefore, the sum of the numbers in each column will be larger than the total number of people tested.**

Reporting lab	Inconclusive	Negative	Positive	Percent positive	Total
ADVENT HEALTH CENTRA CARE - ORMOND BEACH		113	153	58%	266
PROFESSIONAL HEALTH EXAMINERS DBA PROHEALTH		220	46	17%	266
STARKE FAMILY MEDICAL CENTER		211	54	20%	265
MINUTECLINIC LLC #3255		211	54	20%	265
SOLARIS HEALTHCARE MERRITT ISLAND		246	19	7%	265
HOMESTEAD MANOR	2	222	40	15%	264
Marshall Health and Rehabilitation Center		258	6	2%	264
VILLAGE DOCTORS FAMILY MEDICAL CENTER OF		209	54	21%	263
HEALTHY STEPS PEDIATRICS		232	31	12%	263
MICHAEL A MIDDLETON MD PA		254	8	3%	262
MANORCARE HEALTH SERVICES - VENICE		213	48	18%	261
AVENTURA REHAB AND NURSING CENTER		255	5	2%	260
CLIFFORD CHESTER SIMS VA NURSING HOME		251	9	3%	260
CONSULATE HEALTHCARE OF KISSIMMEE		247	12	5%	259
FLORIDA WOMAN CARE LABORATORY LLC		232	26	10%	258
OCEAN VIEW NURSING AND REHAB CENTER		248	10	4%	258
LabCorp (Non-Interfaced)	1	113	142	55%	256
FL HUD DESTIN, LLC D/B/A GRAND BOULEVARD HEALTH		222	33	13%	255
ST JUDE CHILDREN'S RESEARCH HOSPITAL		242	13	5%	255
QUALITOX LABORATORIES		105	149	59%	254
SEA BREEZE REHAB AND NURSING CENTER		248	4	2%	252
HARDEE MANOR HEALTH CARE CENTER	1	247	2	1%	250
ROSEWOOD HEALTH AND REHABILITATION CENTER		242	8	3%	250
ADVENT HEALTH CENTRA CARE - ALTAMONTE SPRINGS		150	99	40%	249
SIGNATURE HEALTHCARE OF NORTH FLORIDA		247	2	1%	249
LUTHERAN HAVEN		246	3	1%	249
LAKE EUSTIS HEALTH AND REHABILITATION CENTER		246	3	1%	249
Glades West Rehabilitation and Nursing Center		242	6	2%	248
CONSULATE HEALTH CARE OF SAFETY HARBOR		244	3	1%	247
Bayside Care Center	1	231	14	6%	246
CARENOW	2	126	118	48%	246
MARTIN MEMORIAL MEDICAL CENTER LAB		128	118	48%	246
PERSONALIZED GENETIC TESTING	1	153	92	37%	246
VIERA HOSPITAL, INC		181	65	26%	246
SHELL POINT VILLAGE MEDICAL CENTER		246			246
MEDICAL CONSULTANTS OF FLORIDA, LLC		202	43	18%	245
PruittHealth Santa Rosa		195	50	20%	245
renaissance health and rehabilitation center		237	8	3%	245
ROSEWOOD HEALTHCARE & REHABILITATION CENTER		239	4	2%	243
ST JAMES HEALTH AND REHABILITATION CENTER		189	53	22%	242
HEATHER HILL HEALTHCARE CENTER		201	41	17%	242
PALM GARDEN OF ORLANDO		218	24	10%	242
KISSIMMEE FACILITY OPERATIONS LLC		234	8	3%	242
Solaris Healthcare Daytona	1	233	8	3%	242
Destin Healthcare and Rehabilitation Center	1	235	5	2%	241
GOOD SAMARITAN CARES		236	5	2%	241

COVID-19: testing by laboratory

Data through Jan 7, 2021 verified as of Jan 8, 2021 at 09:25 AM

Data in this report are provisional and subject to change.

The numbers in the table below represent the number of Florida and non-Florida residents for whom test results were received by the Department of Health. A person can be tested by more than one laboratory and can have both positive and negative results. **Therefore, the sum of the numbers in each column will be larger than the total number of people tested.**

Reporting lab	Inconclusive	Negative	Positive	Percent positive	Total
HARBOURWOOD	1	235	4	2%	240
BROWARD NURSING & REHABILITATION CTR	8	229	3	1%	240
FLORIDA DEPARTMENT OF HEALTH IN CALHOUN COUNTY		162	76	32%	238
MALABAR/ADVENT CENTRA CARE		48	189	80%	237
TAMARAC REHABILITATION & HEALTH CENTER		236	1	0%	237
Fernandina Beach Rehabilitation and Nursing Center		236	1	0%	237
DIAMOND RIDGE HEALTH AND REHABILITATION CENTER		222	15	6%	237
ELLENTON PEDIATRICS		220	17	7%	237
ADVENT HEALTH CENTRA CARE - UNIVERSITY	1	95	140	59%	236
DAVID SCOTT MADWAR MD PA		213	22	9%	235
ARGO SENIOR LIVING AT HAVERHILL		229	6	3%	235
PruittHealth Panama City	1	211	23	10%	235
OSPREY LODGE		222	13	6%	235
SERENADES IN THE VILLAGES		186	48	21%	234
ARCHER HEALTH VENTURES, LLC		210	24	10%	234
MEMPHIS PATHOLOGY LABORATORY	4	212	17	7%	233
REGENTS PARK AT AVENTURA		221	12	5%	233
Vi at Lakeside Village Skilled Nursing		229	4	2%	233
CARE ONE OF FLORIDA LLC		108	124	53%	232
ROSEN MEDICAL CENTER		206	26	11%	232
Bay Breeze Senior Living and Rehabilitation Center		181	50	22%	231
OAK HAMMOCK AT THE UNIVERSITY OF FLORIDA		225	6	3%	231
SPRINGS AT BOCA CIEGA BAY,THE		222	9	4%	231
SUN COUNTRY PEDIATRICS PLLC	6	204	20	9%	230
BEAR CREEK NURSING CENTER		227	3	1%	230
OPTUMCARE FLORIDA LLC		148	82	36%	230
MEDIPATH		12	218	95%	230
BAY TREE CARE AND REHABILITATION CENTER		197	31	14%	228
PALMETTO FAMILY HEALTHCARE	1	135	92	40%	228
LAKE PARK OF MADISON		222	5	2%	227
CLERMONT HEALTH AND REHABILITATION CENTER		219	8	4%	227
ADVENT HEALTH CENTRA CARE - COLONIAL TOWN	1	175	51	22%	227
Heritage Healthcare at Tallahassee		222	4	2%	226
MINUTECLINIC LLC #3637		149	76	34%	225
FLORIDA DEPARTMENT OF HEALTH		197	28	12%	225
LEHIGH VALLEY GENOMICS			224	100%	224
CARE ONE OF FLORIDA	1	142	81	36%	224
Solaris Healthcare Lake Bennet		198	26	12%	224
LYNN HAVEN SPORTS COMPLEX-WALKON CLINIC		20	203	91%	223
TERRACES OF LAKE WORTH CARE CENTER		216	7	3%	223
RULEME CENTER	2	208	12	5%	222
CHIPOLA HEALTH AND REHAB		208	14	6%	222
ADVENT HEALTH CENTRA CARE		104	118	53%	222
PINES OF SARASOTA		220	2	1%	222
MANDARIN PEDIATRICS		209	12	5%	221
BUREAU OF CLINICAL LABORATORIES		183	37	17%	220

COVID-19: testing by laboratory

Data through Jan 7, 2021 verified as of Jan 8, 2021 at 09:25 AM

Data in this report are provisional and subject to change.

The numbers in the table below represent the number of Florida and non-Florida residents for whom test results were received by the Department of Health. A person can be tested by more than one laboratory and can have both positive and negative results. **Therefore, the sum of the numbers in each column will be larger than the total number of people tested.**

Reporting lab	Inconclusive	Negative	Positive	Percent positive	Total
PROTEUS MOLECULAR AND CLINICAL LAB	1	145	74	34%	220
Boynton Beach Rehabilitation Center	2	213	4	2%	219
TUSKAWILLA NURSING AND REHAB CENTER	2	210	5	2%	217
LAKE PORT SQUARE		200	17	8%	217
SABAL DIRECT PRIMARY CARE, PA		181	36	17%	217
THE MANOR AT CARPENTERS		185	32	15%	217
TGH		1	215	100%	216
SANDBAY URGENT CARE		173	43	20%	216
ST. CLOUD REGIONAL MEDICAL CENTER		199	17	8%	216
TIERRA PINES CENTER		205	11	5%	216
GATEWAY/ADVENT CENTRA CARE	1	24	189	88%	214
Consulate Health Care of North Fort Myers		203	10	5%	213
SERANADES BY SONATA WEST ORANGE		192	21	10%	213
BLOCK, NATION, CHASE, AND SMOLEN FAMILY MEDICINE		157	56	26%	213
Sunset Point Center		211	2	1%	213
POCONO MEDICAL CENTER		212			212
PALM GARDEN OF AVENTURA		211	1	0%	212
HEARTLAND PEDIATRICS OF LAKE WALES		187	25	12%	212
SAMANTHA WILSON CARE CENTER		205	7	3%	212
PCB CLINIC		167	45	21%	212
AFC URGENT CARE		52	159	75%	211
SUNRISE DIAGNOSTIC LABORATORY		158	53	25%	211
PARKS HEALTHCARE & REHABILITATION CTR	4	206	1	0%	211
CONSULATE HEALTH CARE OF WINTER HAVEN		209	1	0%	210
LITTLE PINE PEDIATRICS PLLC		172	37	18%	209
THE PALACE NURSING AND REHABILITATION CENTER		209			209
ELMHURST HOSPITAL CENTER	1	199	9	4%	209
BRENTWOOD RETIREMENT COMMUNITY	4	179	26	12%	209
MEDICAL CENTER OF DELTONA, INC		160	49	23%	209
JACKSON PLAZA NURSING & REHAB CENTER		203	5	2%	208
PROFESSIONAL HEALTH EXAMINERS		177	30	14%	207
HARDEE COUNTY HEALTH DEPARTMENT		163	44	21%	207
SILVERCREST HEALTH AND REHABILITATION CENTER	3	198	6	3%	207
Taylor Care Center		203	4	2%	207
DOCTORS MEMORIAL FAMILY MEDICINE	2	142	63	30%	207
EDGEWATER AT WATERMAN VILLAGE,THE		196	11	5%	207
Solaris Healthcare Coconut Creek		204	2	1%	206
HAVEN OF OUR LADY OF PEACE INC		198	8	4%	206
PEDIATRICS IN BREVARD PA		188	18	9%	206
VILLAGE DOCTORS OF KEYSTONE		150	56	27%	206
W FRANK WELLS NURSING HOME		179	27	13%	206
PEDIATRIC HEALTH CARE ALLIANCE, PA		186	19	9%	205
BAYA POINTE NURSING AND REHABILITATION		122	82	40%	204
ABBOTT LABORATORIES		142	62	30%	204
HOMESTEAD VILLAGE		201	3	1%	204
ORANGE COUNTY HEALTH DEPT		196	8	4%	204

COVID-19: testing by laboratory

Data through Jan 7, 2021 verified as of Jan 8, 2021 at 09:25 AM

Data in this report are provisional and subject to change.

The numbers in the table below represent the number of Florida and non-Florida residents for whom test results were received by the Department of Health. A person can be tested by more than one laboratory and can have both positive and negative results. **Therefore, the sum of the numbers in each column will be larger than the total number of people tested.**

Reporting lab	Inconclusive	Negative	Positive	Percent positive	Total
CLINICAL PATHOLOGY LABS INC		202			202
FULGENT GENETICS	2	162	38	19%	202
MIAMI JEWISH HEALTH SYSTEMS, INC	1	194	7	3%	202
HEALTH FIRST - HOLMES REGIONAL MEDICAL CENTER		32	170	84%	202
POLK COUNTY HEALTH DEPARTMENT		178	24	12%	202
Governors Creek Health and Rehabilitation	1	198	2	1%	201
RIVERS FAMILY MEDICINE PA		152	49	24%	201
VAMC WEST PALM LAB		5	196	98%	201
XPRESS URGENT CARE	2	172	27	13%	201
TALLAHASSEE NHHI LLC		200	1	0%	201
FLORIDA CLINICAL LABORATORY-BIOREFERENCE LABORATORIES		65	136	68%	201
ORCHARD RIDGE CARE AND REHABILITATION CENTER		199	1	1%	200
Chatsworth at PGA National, LLC		194	5	3%	199
SOLARIS SENIOR LIVING VERO BEACH		192	7	4%	199
GRAND COURT TAMPA		198	1	1%	199
TRENTON MEDICAL CENTER INC DBA PALMS MEDICAL GROUP	4	140	55	28%	199
CARITHERS PEDIATRIC GROUP		170	29	15%	199
PATHGROUP LABS LLC		94	104	53%	198
EXPRESS PHARMACY		182	16	8%	198
DEPARTMENT OF HEALTH & HUMAN SERVICES		198			198
USA HEALTH UNIVERSITY HOSPITAL CLINICAL LABORATORY	1	195	2	1%	198
FELLOWSHIP HOME AT THE FAIRWAY LLC		192	5	3%	197
Lake Port Square Health Center		184	13	7%	197
EPN URGENT CARE		43	154	78%	197
SILVER CREEK SENIOR LIVING COMMUNITY		194	2	1%	196
GLENRIDGE ON PALMER RANCH,THE		189	7	4%	196
PALM GARDEN OF WINTER HAVEN		181	15	8%	196
ADVENT HEALTH - CARROLLWOOD	4	166	25	13%	195
SIGNATURE HEALTHCARE AT THE COURTYARD		148	46	24%	194
DIGNITY HEALING, LLC		182	11	6%	193
Solaris HealthCare Imperial		188	5	3%	193
HEALTH DESIGNS		184	9	5%	193
WESTWOOD HEALTHCARE SNF		163	29	15%	192
MOLECULAR TESTING LABS		156	36	19%	192
ASSOCIATESMD MEDICAL GROUP INC		159	33	17%	192
CAREMED CLINIC LLC		95	97	51%	192
San Jose Health & Rehabilitation		190	2	1%	192
ManorCare Health Services-Palm Harbor		191			191
Bayside Health and Rehabilitation		164	27	14%	191
Life Care Center of Punta Gorda	1	179	11	6%	191
CROSS POINTE CARE CENTER	2	188			190
DXTERITY DIAGNOSTICS	1	184	5	3%	190
CARRINGTON PLACE OF ST PETE LLC		187	3	2%	190
Lakewood Nursing Center		169	20	11%	189
OCALA FAMILY MEDICAL CENTER INC	1	147	40	21%	188
POINT WASHINGTON MEDICAL CLINIC		52	136	72%	188

COVID-19: testing by laboratory

Data through Jan 7, 2021 verified as of Jan 8, 2021 at 09:25 AM

Data in this report are provisional and subject to change.

The numbers in the table below represent the number of Florida and non-Florida residents for whom test results were received by the Department of Health. A person can be tested by more than one laboratory and can have both positive and negative results. **Therefore, the sum of the numbers in each column will be larger than the total number of people tested.**

Reporting lab	Inconclusive	Negative	Positive	Percent positive	Total
HEALTH LINK DIAGNOSTIC LABORATORIES		182	6	3%	188
WOMEN'S CARE FLORIDA LABORATORY		183	5	3%	188
CRONOS CLINICAL LABORATORY	9	127	51	27%	187
PLANTATION NURSING & REHAB CENTER		186			186
NEO GENOMICS - FORT MYERS	1	180	5	3%	186
ACCURATE DIAGNOSTIC LABS, INC		176	10	5%	186
Nspire Health Care Kendall		176	10	5%	186
DIAGNOSTIC & CLINICAL CARE SERVICES INC DBA		154	32	17%	186
ADVENT		172	13	7%	185
ST. JAMES BAY HEALTH AND REHABILITATION CENTER		183	1	1%	184
ADVENT HEALTH CENTRA CARE - WESLEY CHAPEL		13	170	93%	183
UNIVERSITY OF TAMPA STUDENT HEALTH AND SHC CLINICAL LABORATORY		49	133	73%	182
ADVENT HEALTH CENTRA CARE - DAYTONA BEACH		93	89	49%	182
NADAL PEDIATRICS - VICTORIA STREET (3385)		153	28	15%	181
BAYVIEW CENTER		179	2	1%	181
Orchid Cove at Sarasota		180	1	1%	181
BROOKDALE FORT MYERS CYPRESS LAKE		179	1	1%	180
CENTRA CARE - AZALEA PARK		98	82	46%	180
COMMUNITY HEALTH AND REHABILITATION CENTER		154	26	14%	180
FORT PIERCE HEALTH CARE		177	3	2%	180
NSPIRE HEALTHCARE LAUDERHILL		174	6	3%	180
LONGWOOD FAMILY PRACTICE		141	38	21%	179
Parkview Rehabilitation Center at Winter Park		176	3	2%	179
VETERANS AFFAIRS MEDICAL CENTER - MIAMI			179	100%	179
REHABILITATION CENTER OF LAKE CITY, THE		159	20	11%	179
BOCA RATON REHABILITATION CENTER	4	172	3	2%	179
MINUTECLINIC LLC #8927		140	39	22%	179
SEMINOLE NURSING PAVILION		171	7	4%	178
ARCPPOINT LABS OF ST PETERSBURG		117	61	34%	178
MANOR CARE OF NAPLES FL LLC		176	2	1%	178
CONSULATE HEALTH CARE OF MELBOURNE		176	1	1%	177
SUPERIOR RESIDENCES OF PANAMA CITY BEACH		171	6	3%	177
ABBIEJEAN RUSSELL CARE CENTER□		176			176
BAPTIST HEALTH PRIMARY CARE	1	134	41	23%	176
ADVENT HEALTH CENTRA CARE - CARROLLWOOD		4	172	98%	176
OCEAN REEF MEDICAL CENTER		149	26	15%	175
NIGHT LITE PEDIATRICS WINTER GARDEN		144	31	18%	175
FAMILY CARE PARTNERS OF NORTHEAST FLORIDA LLC		118	57	33%	175
Heritage Park Rehabilitation & Healthcare		159	16	9%	175
ATLANTIC SHORES NURSING AND REHAB CENTER		171	4	2%	175
Crossbreeze care center		173	1	1%	174
Consulate Health Care of St. Petersburg		174			174
WIREGRASS DIRECT PRIMARY CARE PLLC□		148	26	15%	174
FINLAY CLINICAL LABORATORY INC		36	138	79%	174
MEDICAL CONSULTANTS OF FLORIDA LLC	1	142	31	18%	174
AMEERAH LABS, LLC	2	136	36	21%	174

COVID-19: testing by laboratory

Data through Jan 7, 2021 verified as of Jan 8, 2021 at 09:25 AM

Data in this report are provisional and subject to change.

The numbers in the table below represent the number of Florida and non-Florida residents for whom test results were received by the Department of Health. A person can be tested by more than one laboratory and can have both positive and negative results. **Therefore, the sum of the numbers in each column will be larger than the total number of people tested.**

Reporting lab	Inconclusive	Negative	Positive	Percent positive	Total
INN AT ASTON GARDENS, THE		169	4	2%	173
AVECINA MOBILE		118	55	32%	173
PALM GARDEN OF WEST PALM BEACH□	2	157	13	8%	172
CORAL REEF NURSING & REHAB CENTER		169	2	1%	171
AZALEA TRACE		158	11	7%	169
PANAMA CITY DEVELOPMENTAL CENTER□		168			168
CHAUTAUQUA REHABILITATION AND NURSING CENTER		159	9	5%	168
SOUTHWEST ORLANDO FAMILY MEDICINE, PL		137	31	18%	168
GOOD SAMARITAN SOCIETY OF DELAND		159	9	5%	168
Consulate Healthcare of West Palm Beach		157	11	7%	168
ADVENT HEALTH - ORLANDO		136	32	19%	168
The Inn at Sarasota Bay Club		165	2	1%	167
NORTH FLORIDA MEDICAL GROUP		106	60	36%	166
URGENT CARE OF THE PALM BEACHES, NORTH PALM BEACH			166	100%	166
ASTON GARDENS AT PELICAN MARSH		162	3	2%	165
QUICK CARE MED		134	31	19%	165
GOOD SAMARITAN CENTER		163	1	1%	164
AMERICAN FINNISH NURSING HOME	1	161	2	1%	164
ORANGE BLOSSOM FAMILY HEALTH		151	13	8%	164
ADVENT HEALTH CENTRA CARE - OVIEDO		63	101	62%	164
TRI COUNTY NURSING HOME		162	1	1%	163
USF MORSANI CENTER FOR ADVANCED HEALTH CARE		136	27	17%	163
LASER & SURGERY CENTER OF THE PALM BEACHES□		162	1	1%	163
BRADENTON HEALTH CARE		163			163
CYPRESS POINT LIVING, LLC		153	9	6%	162
PAVILION FOR HEALTHCARE, THE		161	1	1%	162
MINUTECLINIC LLC #5187		133	29	18%	162
FIRST CHOICE PEDIATRICS		112	50	31%	162
Emory L Bennett State Veterans Nursing Home		160	2	1%	162
SARNO EXTENDED HOURS		104	57	35%	161
ADVENT HEALTH CENTRA CARE - TEMPLE TERRACE	1	101	59	37%	161
CONTINENTAL CLINICAL RESEARCH, LLC		156	5	3%	161
PADDOCK RIDGE		157	3	2%	160
SUNLAND MARIANNA COX MEDICAL CENTER		134	26	16%	160
PRIMARY CARE SOUTH INC		17	143	89%	160
HUNT CLUB PEDIATRIC ASSOCIATES, P.A.		138	22	14%	160
DOCTORS MEMORIAL HOSPITAL		44	116	73%	160
KEYSTONE REHAB		160			160
HOSPITAL FOR SPECIAL SURGERY		159	1	1%	160
GREENBRIAR REHABILITATION AND NURSING CENTER	1	159			160
FLORIDA KEYS PEDIATRICS & ADOLESCENT CENTER		152	7	4%	159
AVON PARK PEDIATRICS INC	3	141	15	9%	159
ARBOR FACILITY INC		159			159
CANTERFIELD OF CLAY COUNTY		127	31	20%	158
SUNSHINE URGENT CARE LLC		104	54	34%	158
WUESTHOFF REF LABORATORY			158	100%	158

COVID-19: testing by laboratory

Data through Jan 7, 2021 verified as of Jan 8, 2021 at 09:25 AM

Data in this report are provisional and subject to change.

The numbers in the table below represent the number of Florida and non-Florida residents for whom test results were received by the Department of Health. A person can be tested by more than one laboratory and can have both positive and negative results. **Therefore, the sum of the numbers in each column will be larger than the total number of people tested.**

Reporting lab	Inconclusive	Negative	Positive	Percent positive	Total
PIONEER CLINICAL LAB, LLC		104	54	34%	158
AMBULATORY SURGERY CENTER OF BOCA RATON LTD		156	1	1%	157
PROJECT HEALTH INC	1	112	43	28%	156
WATERMARK LAKE POINTE WOODS LLC		139	17	11%	156
COLOR GENOMICS, INC.	1	153	2	1%	156
ALLSOUTH URGENT CARE			156	100%	156
Englewood Healthcare and Rehab		141	15	10%	156
CENTERSTONE OF FLORIDA		147	9	6%	156
HEALTH PARK CARE CENTER		152	3	2%	155
TIMBERRIDGE NURSING HOME & REHAB		123	32	21%	155
ALL SEASONS NAPLES LLC		153	2	1%	155
COCOA BEACH/ADVENT CENTRA		41	114	74%	155
ST CATHERINE'S WEST REHABILITATION HOSPITAL		152	3	2%	155
ORLANDO HEALTH EMERGENCY DEPARTMENT		144	11	7%	155
PRUITT HEALTH		153	2	1%	155
NORTH FLORIDA PEDIATRICS - MARIANNA		119	36	23%	155
FLORIDA HEART & VASCULAR MULTISPECIALTY GROUP PA		102	52	34%	154
PALMETTTO FACILITY INC	1	153			154
OAKBROOK HEALTH AND REHABILITATION CENTER	1	153			154
NATIONS BEST FAMILY HEALTH CARE		69	84	55%	153
AMERICAN RESEARCH LABS		8	145	95%	153
COLONY CLUB ALF,THE		142	11	7%	153
ATLANTIC URGENT CARE		104	49	32%	153
EVENT MED SERVICES LABORATORY		149	3	2%	152
SAINTS 120 LLC	1	118	33	22%	152
OSPREY VILLAGE AT AMELIA ISLAND LTD		146	6	4%	152
ANCIENT CITY PEDIATRICS		145	7	5%	152
HCSO OCCUPATIONAL HEALTH AND WELLNESS CENTER		115	36	24%	151
BAPTIST PRIMARY CARE, INC		139	11	7%	150
DIAMOND RIDGE		147	3	2%	150
FAWCETT MEMORIAL HOSPITAL-LAB		39	111	74%	150
UCC - WELLINGTON			149	100%	149
ASCENSION MEDICAL GROUP		2	147	99%	149
PRECISION HEALTH RESOURCES, LLC	1	133	15	10%	149
CONEY ISLAND HOSPITAL		146	3	2%	149
HOLIDAY CVS LLC DBA CVS/PHARMACY #0440		146	3	2%	149
FLORIDA HEALTH CARE PLAN INC		2	147	99%	149
URGENT CARE EXPRESS LLC			148	100%	148
CITRUS HEALTH AND REHAB		128	20	14%	148
AMERICAN MEDICAL RESPONSE		145	3	2%	148
EDGEWOOD NURSING CENTER		144	4	3%	148
GENE BY GENE		61	86	59%	147
LAB CORP	1	89	57	39%	147
Solaris Senior Living North Naples ALF		142	5	3%	147
PALM HARBOR FAMILY PRACTICE & WALK-IN		108	39	27%	147
FLOMEDILAB		19	127	87%	146

COVID-19: testing by laboratory

Data through Jan 7, 2021 verified as of Jan 8, 2021 at 09:25 AM

Data in this report are provisional and subject to change.

The numbers in the table below represent the number of Florida and non-Florida residents for whom test results were received by the Department of Health. A person can be tested by more than one laboratory and can have both positive and negative results. **Therefore, the sum of the numbers in each column will be larger than the total number of people tested.**

Reporting lab	Inconclusive	Negative	Positive	Percent positive	Total
FAMILY CARE PARTNERS OF NE FLORIDA LLC		96	50	34%	146
ADVENT HEALTH CENTRA CARE - ST. CLOUD		131	15	10%	146
REGENCY CARE OF BLOUNTSTOWN LLC		135	10	7%	145
ADVANCED AMBULATORY SURGERY CENTER		137	8	6%	145
ARDEN COURTS OF LARGO FL, LLC		134	10	7%	144
Quail Run Health Care Center		143			143
JEFFERY WEINZWEIG		2	141	99%	143
GOLD CHOICE SENIOR COMMUNITIES		103	40	28%	143
PEDIATRIC HEALTHCARE ALLIANCE		128	15	10%	143
ARCADIA HEALTH AND REHABILITATION CENTER		100	43	30%	143
FIRST CHOICE PRIMARY CARE		113	29	20%	142
PORT ST LUCIE REHABILITATION AND HEALTHCARE		98	43	30%	141
Heartland Healthcare of Ft. Myers	1	140			141
TARPON POINT NURSING AND REHABILITATION CENTER		140			140
PALM BEACH COUNTY HEALTH DEPT LAB	3	131	6	4%	140
BENDERSON FAMILY SKILLED NURSING AND□		125	14	10%	139
Concordia Village of Tampa AL		137	2	1%	139
MANOR CARE OF BOYNTON BEACH LLC		136	3	2%	139
GLADES HEALTH CARE CENTER		136	3	2%	139
ESTERO ISLAND MEDICAL CENTER		117	22	16%	139
ROSECASTLE OF ZEPHRHILLS		137	2	1%	139
Rehabilitation Center for Park Place LLC		135	4	3%	139
AMELIA MEDICAL CARE		14	125	90%	139
CSL PLASMA		28	111	80%	139
CAYUGA MEDICAL CENTER AT ITHACA		136	3	2%	139
MEADOWCREST FAMILY PHYSICIANS		92	47	34%	139
AMERICAN PATHOLOGY PARTNERS		136	2	1%	138
TRINITY REGIONAL REHAB CENTER		128	10	7%	138
WRIGHTS HEALTH CARE AND REHABILITATION CENTER		108	30	22%	138
REFUAH HEALTH CENTER LABORATORY		133	5	4%	138
Palm Garden of Largo		137	1	1%	138
EDWARD J HEALEY REHAB & NURSING CENTER		138			138
JACKSONVILLE KIDS PEDIATRICS, PLLC		118	20	14%	138
KR at Hillsborough Lakes/Lutz Healthcare		137	1	1%	138
WOODBIDGE FACILITY INC		135	2	1%	137
CANTERFIELD OF OCALA, LLC		135	2	1%	137
ADVENT HEALTH CENTRA CARE - WINTER GARDEN		74	63	46%	137
FRICKS PHARMACY		105	32	23%	137
DISCOVERY VILLAGE AT NAPLES		126	11	8%	137
MANOR AT BLUEWATER BAY		131	6	4%	137
PPC-LAB EDI ORCHARD BI		129	8	6%	137
Whispering Oaks	8	116	12	9%	136
VENICE REGIONAL BAYFRONT HEALTH (PULMONARY)		126	10	7%	136
LAKESIDE NEUROLOGIC		132	4	3%	136
BROWARD PARTNERSHIP	2	131	3	2%	136
LABORATORY OF FLORIDA		83	52	39%	135

COVID-19: testing by laboratory

Data through Jan 7, 2021 verified as of Jan 8, 2021 at 09:25 AM

Data in this report are provisional and subject to change.

The numbers in the table below represent the number of Florida and non-Florida residents for whom test results were received by the Department of Health. A person can be tested by more than one laboratory and can have both positive and negative results. **Therefore, the sum of the numbers in each column will be larger than the total number of people tested.**

Reporting lab	Inconclusive	Negative	Positive	Percent positive	Total
NCRNC INC		132	3	2%	135
NAPLES CHILDREN'S URGENT CARE		109	26	19%	135
STATMED QUICK QUALITY CLINIC AT NORTH PINELLAS		65	70	52%	135
IRL MARKET LAB ALACHUA		104	31	23%	135
EXOSOME DIAGNOSTICS	1	120	14	10%	135
FLORIDA DEPARTMENT OF HEALTH IN LIBERTY COUNTY	2	81	52	39%	135
Gulf Coast Healthcare (Longwood Health and Rehab		113	21	16%	134
PRIMECARE OF DOTHAN		90	44	33%	134
NEW YORK CITY DEPARTMENT OF HEALTH & MENTAL		109	25	19%	134
SOMERBY LAKE NONA		131	3	2%	134
Surrey Place Healthcare and Rehabilitation		134			134
PATRIOT MEDICAL LABORATORIES		129	5	4%	134
BOND CLINIC PA PEDIATRICS DEPT		118	16	12%	134
SUWANNEE VALLEY NURSING CENTER		126	8	6%	134
FG RAPID RESULTS	1	55	77	58%	133
MATHISON RETIREMENT COMMUNITY, INC		131	2	2%	133
GUEST HOUSE OCALA, THE		130	3	2%	133
PEDIATRICS BY THE SEA		132	1	1%	133
UNITED CLINICAL LABORATORIES		124	9	7%	133
INTERNAL MEDICINE & PEDIATRICS OF TAMPA BAY PA		106	27	20%	133
ADVENT HEALTH CENTRA CARE - DELAND		28	105	79%	133
FORT WALTON REHABILITATION CENTER		95	37	28%	132
THE REHABILITATION CENTER OF LAKE CITY		127	5	4%	132
FORT MYERS REHABILITATION AND NURSING CENTER		118	14	11%	132
LONGWOOD HEALTH AND REHABILITATION CENTER		125	6	5%	131
INTEGRATED REGIONAL LABORATORIES		119	12	9%	131
ADDINGTON PLACE AT WELLINGTON GREEN		130	1	1%	131
YOUR FAMILY WALK-IN CLINIC		4	127	97%	131
PALM BEACH PEDIATRICS PA	2	117	12	9%	131
THE WELLNESS CENTER AT LAKEWOOD RANCH		43	88	67%	131
ADVENT HEALTH CENTRA CARE - LONGWOOD		26	105	80%	131
ADVANCED MEDICAL CENTER		86	44	34%	130
WHITE WILSON MEDICAL IMMEDIATE CARE NICEVILLE		1	129	99%	130
MIRACLE HILL NURSING & REHABILITATION CENTER INC		126	4	3%	130
TUSCAN GARDENS OF PALM COAST		129	1	1%	130
MACTOWN, INC		130			130
ADVENT HEALTH CENTRA CARE - AZALEA PARK		112	18	14%	130
BAPTIST PRIMARY CARE INC		109	20	16%	129
PEDIATRIC ASSOCIATES OF OCALA PA		115	14	11%	129
BMHSI-AEL MICROBIOLOGY LABORATORY	2	102	25	19%	129
JAMES A HALEY VETERANS HOSPITAL			129	100%	129
MILLENNIUM LAB SERVICES			129	100%	129
CENTRACARE		17	112	87%	129
FHMG FLORIDA HOSPITAL MEDICAL GROUP		107	21	16%	128
FHMG-FLORIDA HOSPITAL MEDICAL GROUP		109	19	15%	128
BAY VUE NURSING AND REHABILITATION CENTER		118	10	8%	128

COVID-19: testing by laboratory

Data through Jan 7, 2021 verified as of Jan 8, 2021 at 09:25 AM

Data in this report are provisional and subject to change.

The numbers in the table below represent the number of Florida and non-Florida residents for whom test results were received by the Department of Health. A person can be tested by more than one laboratory and can have both positive and negative results. **Therefore, the sum of the numbers in each column will be larger than the total number of people tested.**

Reporting lab	Inconclusive	Negative	Positive	Percent positive	Total
GENETWORKX		17	111	87%	128
WEDGEWOOD HEALTHCARE CENTER		89	39	30%	128
TRI-COUNTY NURSING HOME		117	10	8%	127
GESSLER CLINIC PA		98	29	23%	127
ST LUCIE EMPLOYEE HEALTH & WELLNESS CENTER		126	1	1%	127
MOBILE INFIRMARY MED CENTER PATH LAB		114	13	10%	127
TUSCAN GARDENS OF VENETIA MANAGEMENT COMPANY		124	2	2%	126
ENCOMPASS HEALTH REHABILITATION HOSPITAL	5	118	3	2%	126
VIERA MANOR ASSISTED LIVING RESIDENCE		120	6	5%	126
ROSECASTLE OF CITRUS		124	2	2%	126
LabCorp L#09258090 M#09258105		73	52	42%	125
ELMCROFT PINECREST	1	124			125
BORLAND GROOVER CLINIC	1	105	19	15%	125
ARTHREX MEDICAL CENTER		48	76	61%	124
MORSELIFE MEMORY CARE RESIDENCE		120	4	3%	124
Cross Terrace Rehabilitation		123	1	1%	124
THE CLUB AND REHABILITATION CENTER		123	1	1%	124
BEACON AT GULF BREEZE, THE		120	4	3%	124
KINDRED HOSPITAL	7	114	2	2%	123
PROVIDENCE HOSPITAL LABORATORY		118	5	4%	123
LIFE CARE CENTER OF ALTAMONTE SPRINGS		102	21	17%	123
SOUTH CAMPUS FACILITY INC		118	5	4%	123
GRAVITY DIAGNOSTICS, LLC		36	87	71%	123
SANDY PINES	2	108	11	9%	121
AMA MEDICAL GROUP LLC		96	25	21%	121
Sunnyside Nursing Home		118	3	2%	121
LEESBURG PEDIATRICS		112	9	7%	121
PALMS MEDICAL GROUP HIGH SPRINGS		103	18	15%	121
PARKVIEW HEALTH		121			121
DOCTOR'S IN HOUSE LABORATORY		18	103	85%	121
NORTH FLORIDA PEDIATRICS PA - DUVAL		105	16	13%	121
GRAVITY DIAGNOSTICS		42	78	65%	120
Cross Gardens Care Center		118	1	1%	119
MEYER PEDIATRICS		107	12	10%	119
BRIGHTON EGGERT PHARMACY INC		114	5	4%	119
BOSTON RED SOX CLUB LP		117	2	2%	119
MATHISON RETIREMENT COMMUNITY		114	5	4%	119
HILLSBOROUGH COUNTY DEVELOPMENTAL CTR	1	112	6	5%	119
HOLISTIX TREATMENT CENTERS		114	5	4%	119
ADVENT HEALTH CENTRA CARE - BRANDON		30	89	75%	119
SOUTH BALDWIN REGIONAL MEDICAL CENTER		110	8	7%	118
RDX BIOSCIENCE		60	58	49%	118
SUNNY HILLS ALF OF SEBRING INC		110	8	7%	118
CHARTER SENIOR LIVING OF PANAMA CITY BEACH		100	18	15%	118
PALMS FACILITY INC		103	15	13%	118
JACKSONVILLE NURSING AND REHAB CENTER		113	5	4%	118

COVID-19: testing by laboratory

Data through Jan 7, 2021 verified as of Jan 8, 2021 at 09:25 AM

Data in this report are provisional and subject to change.

The numbers in the table below represent the number of Florida and non-Florida residents for whom test results were received by the Department of Health. A person can be tested by more than one laboratory and can have both positive and negative results. **Therefore, the sum of the numbers in each column will be larger than the total number of people tested.**

Reporting lab	Inconclusive	Negative	Positive	Percent positive	Total
PROVISTA DIAGNOSTICS, INC		115	3	3%	118
ADVENT HEALTH CENTRA CARE - CITRUS PARK		9	109	92%	118
ADVENT HEALTH CENTRA CARE - ORANGE CITY	1	36	81	69%	118
NEIGHBORHOOD MEDICAL CENTER		112	5	4%	117
24/7 PEDIATRIC CARE CENTERS INC		110	7	6%	117
MV MEDICAL PRACTICE DBA PRIMARY URGENT CARE		112	5	4%	117
SHOAL CREEK REHABILITATION CENTER		76	41	35%	117
EXCEL PEDIATRICS		88	29	25%	117
TIDEWELL HOSPICE INC		114	3	3%	117
WESLEY HAVEN VILLA	1	108	8	7%	117
HOLLEY NAVARRE MEDICAL CLINIC		76	40	34%	116
COQUINA CENTER		114	2	2%	116
Lakeside Nursing and Rehabilitation Center	1	90	24	21%	115
BELVEDERE COMMONS OF FORT WALTON BEACH		106	9	8%	115
FAMILY HEALTH CENTERS OF SOUTHWEST FLORIDA INC		83	31	27%	114
DE LUNA HEALTH AND REHABILITATION CENTER		112	2	2%	114
PEDIATRICS OF GREATER ORLANDO		100	14	12%	114
ADVENTHEALTH MEDICAL GROUP PROMPT CAR	1	73	40	35%	114
SUNRISE URGENT CARE ASSOCIATES LLC D/B/A	1	19	93	82%	113
MILLER BIOCONNECT		95	18	16%	113
COASTAL HEALTH AND REHAB		110	3	3%	113
FOUNTAINS OF HOPE LLC, THE		112	1	1%	113
ST MARK VILLAGE		109	4	4%	113
PORT SAINT LUCIE HOSPITAL		111	1	1%	112
ALLIED HEALTH FORT PIERCE		112			112
SPRINGS AT LAKE POINTE WOODS		110	2	2%	112
STEWART MEDICAL GROUP		34	78	70%	112
UNIVERSITY OF MIAMI		1	111	99%	112
MINUTECLINIC DIAGNOSTIC OF RHODE ISLAND, LLC #729		108	4	4%	112
GRACE PEDIATRICS		89	23	21%	112
CENTRA CARE - HUNTER'S CREEK		52	59	53%	111
PONTE VEDRA GARDENS		110	1	1%	111
HIALEAH SHORES NURSING AND REHAB CENTER		103	8	7%	111
LAKEVIEW TERRACE RETIREMENT COMMUNITY		105	6	5%	111
FIRST CHOICE PEDIATRICS SEMORAN		74	37	33%	111
CORAL GABLES NURSING & REHABILITATION CENTER		104	7	6%	111
DOCTORS MEMORIAL FAMILY PRACTICE	2	83	26	23%	111
WIMAUMA COMMUNITY HEALTH CENTER		87	24	22%	111
LUIS A GHIGLINO MD PA		107	3	3%	110
RDV SPORTSPLEX PEDIATRICS		92	18	16%	110
ADVENT HEALTH - LAKE NONA		96	14	13%	110
CORE BIO LABS		74	35	32%	109
ISLAND HEALTH AND REHABILITATION CENTER		109			109
NORTH FL SOUTH GA HCS-MALCOM RANDALL VAMC			109	100%	109
ST ANTHONYS REHABILITATION HOSPITAL	3	104	2	2%	109
ORLANDO VA MEDICAL CENTER			108	100%	108

COVID-19: testing by laboratory

Data through Jan 7, 2021 verified as of Jan 8, 2021 at 09:25 AM

Data in this report are provisional and subject to change.

The numbers in the table below represent the number of Florida and non-Florida residents for whom test results were received by the Department of Health. A person can be tested by more than one laboratory and can have both positive and negative results. **Therefore, the sum of the numbers in each column will be larger than the total number of people tested.**

Reporting lab	Inconclusive	Negative	Positive	Percent positive	Total
EVANS HEALTH CARE		106	2	2%	108
URGENT CARE TCMA			107	100%	107
TREASURE COAST MEDICAL ASSOCIATES		3	104	97%	107
VETERANS AFFAIRS ORLANDO VA MEDICAL CENTER			107	100%	107
GRAND OAKS HEALTH & REHABILITATION		106	1	1%	107
PINNACLES PEDS CARE PA		107			107
CHILDRENS CLINIC WEST FLORIDA PEDIATRICS		91	15	14%	106
HEART OF FLORIDA REGIONAL MED CTR		35	71	67%	106
MINUTECLINIC LLC #4987		92	14	13%	106
NORTH FLORIDA INTERNAL MEDICINE PA		85	21	20%	106
ADVENT HEALTH CENTRA CARE - SANFORD		28	78	74%	106
ANTHEM LAKES LLC		106			106
FLORIDA DEPARTMENT OF HEALTH IN LAKE COUNTY	1	68	36	34%	105
DAIRY ROAD URGENT CARE		60	45	43%	105
CHIPOLA MEDICAL ASSOCIATES, LLC		56	49	47%	105
BAY VIEW HEALTHCARE		85	20	19%	105
REGENCY PARK		86	18	17%	104
LAKE HOUSE ASSISTED LIVING		88	16	15%	104
Signature healthcare of Jacksonville		98	5	5%	103
SMILEY MEDICAL GROUP		75	28	27%	103
ONESTOP MEDICAL AND URGENT CARE LLC		81	22	21%	103
GRANDE, THE	2	97	4	4%	103
KENNEDY PAIN CLINIC GROUP LLC		91	12	12%	103
UNIVERSITY MEDICAL CENTER SUITES		90	12	12%	102
NO FLORIDA PEDIATRICS, PA		91	11	11%	102
FLORIDA HEALTH CARE PLANS			102	100%	102
SURREY PLACE CARE CENTER		97	5	5%	102
SUNFLOWER SPRINGS ASSISTED LIVING		99	3	3%	102
SONATA DELRAY BEACH		97	5	5%	102
ARDEN COURTS OF TAMPA		101			101
QUEENS HOSPITAL CENTER		97	4	4%	101
US MEDICAL CARE, INC		90	11	11%	101
PHYSICIANS REGIONAL CLINIC		82	19	19%	101
MONTEFIORE MEDICAL CENTER LABORATORIES - MOSES		92	8	8%	100
Consulate Health Care of Port Charlotte		98	2	2%	100
Chatham Glen Healthcare and Rehabilitation Center		95	5	5%	100
VILLAGE PLACE NH LLC		78	22	22%	100
OKEECHOBEE COUNTY HEALTH DEPT	1	59	40	40%	100
LIFE CARE CENTER OF WINTER HAVEN		87	13	13%	100
WILLOW BROOKE COURT AT AZALEA TRACE		100			100
WOOD LAKE HEALTH AND REHABILITATION CENTER		99			99
MD 365 MEDICAL CARE		98	1	1%	99
CENTRAL FLORIDA HEALTH CARE		47	52	53%	99
SONATA COCONUT CREEK	1	83	15	15%	99
BOND CLINIC, PA		69	29	30%	98
MG PORT CHARLOTTE II SUBTENANT LLC		87	11	11%	98

COVID-19: testing by laboratory

Data through Jan 7, 2021 verified as of Jan 8, 2021 at 09:25 AM

Data in this report are provisional and subject to change.

The numbers in the table below represent the number of Florida and non-Florida residents for whom test results were received by the Department of Health. A person can be tested by more than one laboratory and can have both positive and negative results. **Therefore, the sum of the numbers in each column will be larger than the total number of people tested.**

Reporting lab	Inconclusive	Negative	Positive	Percent positive	Total
HEALTH CARE DISTRICT OF PALM BEACH COUNTY	1	10	87	89%	98
PLAZA OF HALLANDALE BEACH		98			98
URINEGOODHANDS LLC		96	2	2%	98
FLORIDA COMMUNITY HEALTH CENTERS INC			98	100%	98
TRADITION MEDICAL CENTER LABORATORY		48	50	51%	98
EAST NEW YORK DIAGNOSTIC AND TREATMENT		92	5	5%	97
DAYSRING VILLAGE		96	1	1%	97
CHILDREN MED CARE INC		81	16	16%	97
CHERRY OAK PALM BEACH COUNTY		93	4	4%	97
SEMINOLE COUNTY HEALTH DEPARTMENT		79	18	19%	97
HEALTH CENTERS AT BRENTWOOD		96	1	1%	97
PEDIATRIC ASSOCIATES ORLANDO		82	14	15%	96
BAY EDUCATORS WELLNESS CENTER		60	36	38%	96
DIAGNOSTIC LABORATORY OF OKLAHOMA		77	19	20%	96
GLOBAL CENTRAL LABS AT PPD	2	87	7	7%	96
ADVENTHEALTH CENTRA CARE WINTER HAVEN		3	93	97%	96
FARAH MEDICAL		92	4	4%	96
BAYSHORE MEMORY CARE		96			96
VISTA MANOR		92	3	3%	95
PINELLAS CARE CENTER		68	27	28%	95
THE TERRACE OF KISSIMMEE		80	15	16%	95
HOBDAIR FAMILY HEALTH LLC		65	30	32%	95
HUNT CLUB PEDIATRIC ASSOCIATES PA		51	44	46%	95
DEVANSH LAB WERKS INC		79	16	17%	95
ADVENT HEALTH CENTRA CARE - KISSIMMEE		61	34	36%	95
BROWARD HEALTH CORAL SPRINGS EPIDEMIOLOGY DEPT		1	94	99%	95
ARBOR TRAIL		77	18	19%	95
WESTCHESTER MEDICAL CENTER		92	2	2%	94
NATURE COAST MEDICAL GROUP		50	44	47%	94
MEDICAL CONSULTANTS OF FLORIDA DBA	1	80	13	14%	94
OAKS OF KISSIMMEE HEALTH AND REHABILITATION CENTER		94			94
ISLAND URGENT CARE PLLC DBA AFC URGENT CARE		93	1	1%	94
UNIVERSITY HEALTH SYSTEM INC		84	10	11%	94
CROSS CITY REHABILITATION AND HEALTH CARE CENTER		72	22	23%	94
DIAGNOSTIC SOLUTIONS		3	91	97%	94
SIGNATURE HEALTHCARE OF PORT CHARLOTTE		86	7	8%	93
WHITE PLAINS HOSPITAL CENTER LAB		91	2	2%	93
NAVY HOSPITAL			93	100%	93
ALL FLORIDA FAMILY AND SPORTS MEDICINE		84	9	10%	93
CABANA AT JENSEN DUNES, THE		93			93
THE COURTYARD ASSISTED LIVING		88	4	4%	92
TIFFANY HALL NURSING AND REHAB CENTER		91	1	1%	92
Courtyards of Orlando Care Center		88	4	4%	92
AMERICAN HOUSE-BONITA SPRINGS		90	1	1%	91
AMERICAN HOUSE SENIOR LIVING		86	5	5%	91
ADVANCED MEDICAL GROUP		1	90	99%	91

COVID-19: testing by laboratory

Data through Jan 7, 2021 verified as of Jan 8, 2021 at 09:25 AM

Data in this report are provisional and subject to change.

The numbers in the table below represent the number of Florida and non-Florida residents for whom test results were received by the Department of Health. A person can be tested by more than one laboratory and can have both positive and negative results. **Therefore, the sum of the numbers in each column will be larger than the total number of people tested.**

Reporting lab	Inconclusive	Negative	Positive	Percent positive	Total
HERON CLUB AT PRESTANCIA		89	2	2%	91
COASTAL INTERNAL MEDICINE		70	21	23%	91
SEASIDE HEALTH AND REHABILITATION CENTER		33	57	63%	90
ADVENT HEALTH CENTRA CARE - WATERMAN		78	12	13%	90
AYERS HEALTH & REHABILITATION CENTER		90			90
GEORGIA DEPARTMENT OF PUBLIC HEALTH		1	89	99%	90
KEYS MEDICAL GROUP			90	100%	90
TGH URGENT CARE – SEMINOLE			90	100%	90
WELLOW URGENT CARE PC		90			90
HURLBURT FIELD CLINIC		39	51	57%	90
SOUTH BALDWIN MEDICAL CENTER GULF SHORES		71	19	21%	90
NO FLORIDA PEDIATRICS, PA - BRADFORD		77	12	13%	89
DOLPHIN POINTE HEALTH CARE LLC		75	14	16%	89
LEE COUNTY SCHOOL DISTRICT	1	82	6	7%	89
AVERO DIAGNOSTICS		64	24	27%	88
KALEIDA HEALTH CENTER FOR LABORATORY		82	6	7%	88
PHYSICIANS REGIONAL MEDICAL CENTER - PINE RIDGE		18	70	80%	88
ADVENT HEALTH CENTRA CARE - HUNTERS CREEK	3	44	41	47%	88
FOUNTAIN INN NURSING & REHABILITATION CTR, INC		82	6	7%	88
North Lake Care Center		87	1	1%	88
GOVERNOR'S CREEK HEALTH & REHABILITATION		87	1	1%	88
PACIFIC ANALYTICS			87	100%	87
BRANDON HEALTH AND REHABILITATION CENTER	1	85	1	1%	87
ST MARK ASSISTED LIVING CENTER	1	75	11	13%	87
DISCOVERY VILLAGE AT MELBOURNE		86	1	1%	87
MEDIPATH LLC		2	85	98%	87
BARKLEY PLACE	1	83	2	2%	86
PREDICTIVE LABORATORIES, INC	1	77	8	9%	86
ADVENT HEALTH - PALM HARBOR ER		64	22	26%	86
CROSSWINDS HEALTH AND REHABILITATION CENTER		85			85
W. FRANK WELLS NURSING HOME		84	1	1%	85
FREEDOM INN AT TARPON SPRINGS		81	4	5%	85
MIAMI SHORES NURSING & REHAB		85			85
ADVENT HEALTH CENTRA CARE - SOUTH ORANGE		69	16	19%	85
CITRUS MEMORIAL HEALTH SYSTEM LAB		2	83	98%	85
PHYSICIAN PARTNERS PERRY		43	42	49%	85
TAVARES PEDIATRICS		73	12	14%	85
ARDEN COURTS OF DELRAY BEACH FL LLC	1	83	1	1%	85
PICH KTM CORP DBA MEDTOWN PHARMACY		71	13	15%	84
WASHINGTON REHAB AND NURSING		76	8	10%	84
JOHN KNOX VILLAGE OF FLORIDA ALF	1	81	2	2%	84
NITE LITE PEDIATRICS – JACKSONVILLE		76	8	10%	84
PINES OF SARASOTA GARDEN		84			84
VIPEDIATRICS PLLC		79	5	6%	84
NSPIRE HEALTHCARE TAMARAC		80	4	5%	84
LAKEVIEW INTERNAL MEDICINE		43	41	49%	84

COVID-19: testing by laboratory

Data through Jan 7, 2021 verified as of Jan 8, 2021 at 09:25 AM

Data in this report are provisional and subject to change.

The numbers in the table below represent the number of Florida and non-Florida residents for whom test results were received by the Department of Health. A person can be tested by more than one laboratory and can have both positive and negative results. **Therefore, the sum of the numbers in each column will be larger than the total number of people tested.**

Reporting lab	Inconclusive	Negative	Positive	Percent positive	Total
LATE HOURS URGENT CARE		48	35	42%	83
SUNY UPSTATE MEDICAL UNIVERSITY		78	5	6%	83
LABCORP EMPLOYER SERVICES		82	1	1%	83
Hampton Court Nursing and Rehabilitation Center		82	1	1%	83
CLYDE E LASSEN STATE VETERANS NURSING HOME		59	24	29%	83
IQBAL A FARUQUI MD		66	17	20%	83
QUICK CARE MED PL CR		80	3	4%	83
VIERA HOSPITAL			83	100%	83
SARAPATH DIAGNOSTICS		1	81	99%	82
VILLAS OF HOLLY BROOK - BRADENTON 14TH		82			82
THE PAVILION FOR HEALTH CARE		72	10	12%	82
GULF COAST MEDICAL CENTER		80	2	2%	82
MINUTECLINIC, LLC # 4469		60	22	27%	82
CAREMOUNT MEDICAL - PATHOLOGY		79	3	4%	82
LAB		29	53	65%	82
WORKPLACE SCREENING INTELLIGENCE			82	100%	82
MINUTECLINIC LLC #6007		70	11	14%	81
VILLAGE PEDIATRICS LLC		62	19	23%	81
MIDWAY PRIMARY CARE, LLC		79	2	2%	81
JPR URGENT MEDICAL CARE		81			81
DB MD		74	7	9%	81
BIO-TECH CLINICAL LABORATORIES		41	40	49%	81
CHARLES CROFT MD	1	79	1	1%	81
RIDGEWOOD DIAGNOSTIC LABORATORY		77	4	5%	81
KORGENE LAB	1	23	57	70%	81
CLEARWATER STATMED QUICK QUALITY CLINICS		36	44	55%	80
MY CLINICAL LAB INC		17	63	79%	80
MACADAMS HOME HEALTH AGENCY		79	1	1%	80
FINNISH AMERICAN REST HOME-ALF		77	2	3%	79
ADVENT HEALTH CARE CENTER		73	6	8%	79
The Crossroads		78	1	1%	79
EDGEWATER AT WATERMAN VILLAGE		78	1	1%	79
CATHOLIC HEALTH SYSTEM DEPT LABORATORY		77	2	3%	79
VETERANS AFFAIRS MEDICAL CENTER - PALO ALTO		28	51	65%	79
PEDIATRIC SPECIALISTS MEDICAL GROUP	1	71	7	9%	79
CRANE CENTER		59	20	25%	79
FAWCETT MEMORIAL HOSPITAL LABORATORY			79	100%	79
CBS LABS OF TAMPA LLC		3	76	96%	79
NAVARRE GARDENS LLC		59	20	25%	79
HARBORCHASE OF NAPLES		66	12	15%	78
PROMPT CARE OF CENTRAL FLORIDA			78	100%	78
BIODESIX, INC.		61	17	22%	78
ARBOR GLEN AT ARBOR TRACE	2	69	7	9%	78
LIFE BRITE		68	10	13%	78
CONSULATE HEALTH CARE OF SARASOTA		77			77
CARENOW URGENT CARE - LAKE MARY			77	100%	77

COVID-19: testing by laboratory

Data through Jan 7, 2021 verified as of Jan 8, 2021 at 09:25 AM

Data in this report are provisional and subject to change.

The numbers in the table below represent the number of Florida and non-Florida residents for whom test results were received by the Department of Health. A person can be tested by more than one laboratory and can have both positive and negative results. **Therefore, the sum of the numbers in each column will be larger than the total number of people tested.**

Reporting lab	Inconclusive	Negative	Positive	Percent positive	Total
BENTON HOUSE AT OAKLEAF		51	26	34%	77
ORANGE CITY NURSING AND REHAB		75	2	3%	77
FAMILY MEDICAL CARE OF PALM BEACH		41	36	47%	77
Summit Medical Group		69	8	10%	77
ARCPPOINT LABS OF SARASOTA MANATEE		18	59	77%	77
NORTH FLORIDA SPINE AND WELLNESS		59	18	23%	77
TRUE NORTH HEALTH NAVIGATION LLC DBA DISPATCHHEALTH	1	60	16	21%	77
DYNAMIC MEDICAL USA			76	100%	76
J FRANK AVEY MD		59	17	22%	76
WINDSOR REFLECTIONS		75	1	1%	76
PIONEER CLINICAL LAB LLC		46	30	39%	76
CLINICAL PATHOLOGY ASSOCIATES-SONIC REFERENCE LAB		76			76
AFTER HOURS PEDIATRICS INC	1	1	74	97%	76
NORTH PORT REHABILITATION AND NURSING CENTER□		75	1	1%	76
MEMORY CARE OF NAPLES		76			76
CLEVELAND CLINIC FOUNDATION		12	64	84%	76
ERIE COUNTY MEDICAL CTR CLINICAL LABS		71	4	5%	75
ASAP LABS LLC		71	4	5%	75
ADVENTHEALTH EXPRESSCARE		45	30	40%	75
LAFAYETTE NURSING AND REHABILITATION CENTER		74	1	1%	75
TGH URGENT CARE – TYRONE		2	73	97%	75
SONATA WEST		73	2	3%	75
BOND CLINIC PA		43	32	43%	75
LAKE MORTON PLAZA□		72	3	4%	75
VILLA MARIA WEST SKILLED NURSING FACILITY		69	6	8%	75
Sandy Ridge Center for Rehabilitation and Healing		71	3	4%	74
PARK OF THE PALMS INC		74			74
CARENOW LAKE MARY			74	100%	74
NOAH CLINICAL LABORATORY		63	11	15%	74
QPS, LLC		73	1	1%	74
LABCORP RTP		30	44	59%	74
ATRIUM AT LIBERTY PARK□		70	4	5%	74
MAGNOLIA DIAGNOSTIC		1	73	99%	74
LABFIRST - DEPARTMENT OF PATHOLOGY		71	2	3%	73
SCOTT LAKE HEALTH AND REHABILITATION CENTER		71	2	3%	73
DEPARTMENT OF HEALTH BUREAU OF FAMILY		72	1	1%	73
CONSULATE HEALTH CARE – LAKE MARY		72	1	1%	73
KINDRED HOSPITAL THE PALM BEACHES		69	3	4%	72
East Bay Rehabilitation Center		41	31	43%	72
ADVENT HEALTH CENTRA CARE - POINCIANA		30	42	58%	72
LECONTE MEDICAL CENTER LAB		54	18	25%	72
HAVEN OF OUR LADY OF PEACE		72			72
BROWARD HEALTH MEDICAL CENTER		3	69	96%	72
The Crossings		72			72
Madison Health and Rehabilitation Center		42	30	42%	72
Cross Landings Health and Rehabilitation		72			72

COVID-19: testing by laboratory

Data through Jan 7, 2021 verified as of Jan 8, 2021 at 09:25 AM

Data in this report are provisional and subject to change.

The numbers in the table below represent the number of Florida and non-Florida residents for whom test results were received by the Department of Health. A person can be tested by more than one laboratory and can have both positive and negative results. **Therefore, the sum of the numbers in each column will be larger than the total number of people tested.**

Reporting lab	Inconclusive	Negative	Positive	Percent positive	Total
HIGHLANDS MEDICAL CENTER		69	2	3%	71
BROOKDALE OVIEDO		69	2	3%	71
STONY BROOK UNIVERSITY MEDICAL CENTER		63	8	11%	71
SOUTH GEORGIA MEDICAL CENTER		48	23	32%	71
GRAND OAKS OF JENSEN BEACH LLC□		71			71
AMMON LABS		61	10	14%	71
NOVARI CARE LLC		53	18	25%	71
LCS SANDHILL COVE LLC DBA	3	65	3	4%	71
DOUGLAS T JACOBSON STATE VETERANS HOME		71			71
ADVANCED LAB		67	4	6%	71
PANAMA PHARMACY	2	60	8	11%	70
S-H THIRTY-FIVE OPCO- PORT ST LUCIE, LLC	1	69			70
PLYMOUTH HOME FOR ADULTS, INC.	8	61	1	1%	70
HUNTSVILLE HOSPITAL LABORATORY		49	21	30%	70
SUNCOAST COMMUNITY HEALTH CENTERS PEDIATRICS		21	49	70%	70
The Grove Health and Rehabilitation		51	19	27%	70
Highlands Regional Hospital		63	7	10%	70
PROMEDICA LABORATORIES		21	49	70%	70
DOS OF NORTH SHORES NURSING & REHAB CENTER		70			70
MEMORIAL MANOR		70			70
HERITAGE HEALTHCARE AND REHABILITATION CENTER		69			69
RIVERWOOD HEALTH NH LLC		56	13	19%	69
SIMED LABORATORY		57	12	17%	69
USF HEALTH MORSANI CENTER		5	64	93%	69
LAKE VIEW CARE CENTER AT DELRAY		68	1	1%	69
WALGREENS 10670		63	6	9%	69
WINDSOR OF LAKEWOOD RANCH,THE		68			68
MICRO PATH LABORATORIES INC		66	2	3%	68
SUNCOAST OPTIMAL WELLNESS		23	45	66%	68
WHITE-WILSON MEDICAL CENTER - FORT WALTON BEACH		64	4	6%	68
CANOPY ON BERRYHILL, THE		48	20	29%	68
HEALTH FIRST - PALM BAY HOSPITAL		2	66	97%	68
SUMMIT AT VENICE	2	62	4	6%	68
RESTORE HEALTH URGENT CARE		22	46	68%	68
Centre Pointe Health and Rehabilitation Center		63	5	7%	68
CENTRAL BALDWIN IMMEDIATE CARE & FAMILY PRACTICE		51	16	24%	67
WINDSOR OAKS		66	1	1%	67
Life Care Center of Sarasota		56	11	16%	67
NEW SMYRNA BEACH URGENT CARE			67	100%	67
MD LABS		40	27	40%	67
LAB PLUS, LLC AT SAINT THOMAS WEST HOSPITAL		53	14	21%	67
MINUTECLINIC DIAGNOSTIC OF SOUTH CAROLINA, LLC		61	6	9%	67
AEL- MEMPHIS		17	50	75%	67
FLORIDA HEALTH CARE PLANS INC		1	66	99%	67
MD 365 MEDICAL CARE PLLC		66			66
PALMS REHABILITATION AND HEALTHCARE CENTER		63	3	5%	66

COVID-19: testing by laboratory

Data through Jan 7, 2021 verified as of Jan 8, 2021 at 09:25 AM

Data in this report are provisional and subject to change.

The numbers in the table below represent the number of Florida and non-Florida residents for whom test results were received by the Department of Health. A person can be tested by more than one laboratory and can have both positive and negative results. **Therefore, the sum of the numbers in each column will be larger than the total number of people tested.**

Reporting lab	Inconclusive	Negative	Positive	Percent positive	Total
ASSOCIATED CLINICAL LABORATORIES		59	7	11%	66
PRIME HEALTH OF NORTH PORT LLC		61	5	8%	66
SENIOR LIVING VII TAMPA LLC	1	57	8	12%	66
MEDEX MEDICAL EXPRESS OF PALATKA			66	100%	66
MAINSTREAM DIAGNOSTIC LABORATORY LLC		56	10	15%	66
HEARTLAND PEDIATRICS OF LAKE PLACID PA		55	11	17%	66
SEVEN HILLS HEALTH AND REHABILITATION CENTER		51	15	23%	66
Oakhurst Center		65			65
ISLAND DOCTORS		5	60	92%	65
SUSANNA WESLEY HEALTH CENTER		59	6	9%	65
MIAMI BEACH COMMUNITY HEALTH CENTER			65	100%	65
WHITE WILSON MEDICAL CENTER PA - NAVARRE		1	64	98%	65
CL BRUMBACK PRIMARY CARE CLINICS		16	49	75%	65
ELLENTON PEDIATRICS PA		57	8	12%	65
220 GOLDEN, LLC		55	10	15%	65
ARDEN COURTS OF FORT MYERS		63	2	3%	65
STERLING HOUSE OF TALLAHASSEE	2	57	6	9%	65
TUSCAN ISLE CHAMPIONSGATE OP CO LLC		64	1	2%	65
VIERA DEL MAR HEALTH AND REHABILITATION CENTER		63	2	3%	65
ST VINCENT'S BIRMINGHAM		61	4	6%	65
PLANTATION GENERAL HOSPITAL CLINICAL LAB		26	38	59%	64
STONY BROOK SOUTHAMPTON		63	1	2%	64
OUT OF STATE		40	24	38%	64
Nemours Children's Urgent Care		50	14	22%	64
JOSEPH L MORSE GERIATRIC CENTER	2	59	3	5%	64
RESEARCH CENTERS OF AMERICA, LLC		52	12	19%	64
EISENHOWER ARMY MEDICAL CENTER		60	4	6%	64
MED EXPRESS		6	57	90%	63
SUMMER VISTA ASSISTED LIVING		38	25	40%	63
F&T MEDICAL RESEARCH, INC		63			63
HOLISTIC PEDIATRICS GROUP LLC		52	11	17%	63
RIVERSIDE RECOVERY OF TAMPA		62	1	2%	63
WADSWORTH HEALTH CENTER		60	3	5%	63
MEDI CLINIC SARASOTA INC		62	1	2%	63
APC PEDIATRICS AT RYE ROAD MEDICAL PARK		63			63
HOSPICE OF ST FRANCIS INC		61	2	3%	63
POINTE, THE		61	2	3%	63
VIERA HEALTH AND REHABILITATION CENTER		62	1	2%	63
HUNTINGTON HOSPITAL LABORATORY		61	2	3%	63
ADVENTHEALTH MEDICAL GROUP FAMILY MEDICINE AT		48	14	23%	62
SEMINOLE SPORTS AND FAMILY MEDICINE		59	3	5%	62
MARKET STREET VIERA		62			62
PINELLAS COUNTY JAIL			62	100%	62
FLORIDA PEDIATRIC GROUP		27	35	56%	62
MOBILE PHYSICIAN SERVICES INC		58	4	6%	62
ALTERNATIVE LIVING, INC DBA TWIN CITIES PAVILION		62			62

COVID-19: testing by laboratory

Data through Jan 7, 2021 verified as of Jan 8, 2021 at 09:25 AM

Data in this report are provisional and subject to change.

The numbers in the table below represent the number of Florida and non-Florida residents for whom test results were received by the Department of Health. A person can be tested by more than one laboratory and can have both positive and negative results. **Therefore, the sum of the numbers in each column will be larger than the total number of people tested.**

Reporting lab	Inconclusive	Negative	Positive	Percent positive	Total
CITRUS MEMORIAL HOSPITAL			62	100%	62
STUART LODGE LIVING LLC		42	20	32%	62
NEMOURS CHILDREN'S PRIMARY CARE		51	11	18%	62
OVERLOOK HOSPITAL LABORATORY		57	5	8%	62
HARBORCHASE OF VERO BEACH		57	5	8%	62
BRISTOL AT TAMPA, THE	2	55	5	8%	62
ISLAND COAST PEDIATRICS		56	5	8%	61
PEBBLEBROOK PHARMACY		41	20	33%	61
AMERICAN FAMILY MEDICAL		48	13	21%	61
BOND CLINIC DR ELDEEB		35	26	43%	61
CRAIG BERGER MD PL D/B/A BAY AREA EYE INSTITUTE		61			61
CLINICAL ENTERPRISE, INC		59	2	3%	61
NXGEN MDX		20	41	67%	61
EMERALD COAST HOSPICE		60	1	2%	61
MAGNOLIA FAMILY URGENT CARE		46	14	23%	60
EAST ALABAMA MEDICAL CENTER LABORATORY		51	9	15%	60
TWIN CREEKS ASSISTED LIVING & MEMORY CARE		57	3	5%	60
SIPARADIGM LLC		48	12	20%	60
EXACT SCIENCES LABORATORIES, LLC		15	45	75%	60
ELMCROFT OF BELLA VITA		52	8	13%	60
ADVENTHEALTH EXPRESS CARE AT WALGREENS 49TH STREET		46	14	23%	60
WASHINGTON REHABILITATION AND NURSING CENTER		51	9	15%	60
BROOKDALE FORT MYERS THE COLONY		58	2	3%	60
MINNESOTA TWINS		56	3	5%	59
INTERNAL LAB		50	9	15%	59
ZON BEACHSIDE LLC		47	12	20%	59
CLINICA HISPANA			59	100%	59
AVANTE AT OCALA INC		55	4	7%	59
BALMORAL TENANT SERVICES INC	1	41	17	29%	59
DAYSRING SENIOR LIVING LLC		58	1	2%	59
BIG BOCA SMILES LLC		57	2	3%	59
ST PETERSBURG PEDIATRICS	1	44	14	24%	59
CENTRA CARE POINCIANA	1	45	13	22%	59
MARTIN ACQUISITION 1 LLC DBA		50	9	15%	59
BIOTECH		52	7	12%	59
EMBRY RIDDLE AERONAUTICAL UNIVERSITY HEALTH SERVICES			59	100%	59
Crystal Health & Rehab Center		58			58
FLORIDA ATLANTIC UNIVERSITY STUDENT HEALTH		45	13	22%	58
THE CANOPY AT BERRYHILL		58			58
AMERICAN FAMILY MEDICAL LLC		32	26	45%	58
Margate Health and Rehabilitation Center		56	2	3%	58
OPPENHEIMER PLASTIC SURGERY LLC		54	4	7%	58
A COUNTRY PLACE ASSISTED LIVING FACILITY		58			58
ADVENT HEALTH CENTRA CARE - APOPKA NORTH		31	26	46%	57
PALMS EDGE	1	53	3	5%	57
WALGREENS 6221		51	6	11%	57

COVID-19: testing by laboratory

Data through Jan 7, 2021 verified as of Jan 8, 2021 at 09:25 AM

Data in this report are provisional and subject to change.

The numbers in the table below represent the number of Florida and non-Florida residents for whom test results were received by the Department of Health. A person can be tested by more than one laboratory and can have both positive and negative results. **Therefore, the sum of the numbers in each column will be larger than the total number of people tested.**

Reporting lab	Inconclusive	Negative	Positive	Percent positive	Total
KAPG FLEMING ISLAND SENIOR HOUSING OPCO LLC	1	56			57
ALZHEIMERS CARE CENTER OF VIERA LTD		37	20	35%	57
MED COMP SCIENCES		1	56	98%	57
ASCENSION SACRED HEART BAY LABORATORY		54	3	5%	57
MILLENIUM PHYSICIANS GROUP		1	56	98%	57
GV NAPLES OPCO, LLC		57			57
GENPATH			57	100%	57
EC OPCO CARROLLWOOD LLC		50	6	11%	56
MALCOM RANDALL DEPT OF VAMC			56	100%	56
BAPTIST HEALTH SOUTH FLORIDA - WEST BOCA URGENT CARE		34	22	39%	56
KINDRED HOSPITAL MELBOURNE		55	1	2%	56
SAN JOSE SENIOR CARE LLC	1	41	14	25%	56
FLAGLER COLLEGE HEALTH SERVICES		39	17	30%	56
TIFFANY HALL NURSING AND REHAB		44	12	21%	56
EAGLES WATCH CLUSTER		47	9	16%	56
PALM BAY URGENT CARE		28	28	50%	56
FHMG LAKE MARY PEDS		45	11	20%	56
SONNIS PEDIATRICS PA		50	5	9%	55
CATHOLIC HEALTH SERVICES REGIONAL LAB		50	5	9%	55
CENTURY CENTER FOR REHABILITATION & HEALING		39	16	29%	55
PREMIER MEDICAL ASSOCIATES ALL FLORIDA LLC		54	1	2%	55
SONATA HUNTERS CREEK		47	8	15%	55
OAK MANOR NURSING HOME		53	2	4%	55
CENTRA CARE - CONWAY		21	34	62%	55
ALTAMONTE PEDIATRIC ASSOCIATES		31	24	44%	55
REGENTS PARK OF BOCA RATON		53	2	4%	55
HAWKINS FAMILY MEDICINE LLC		29	26	47%	55
PEDIATRICS IN BREVARD PA- ROCKLEDGE		39	16	29%	55
CENTRAL FLORIDA HEALTHCARE GROUP LLC		48	7	13%	55
BEACHES PEDIATRICS PA		52	3	5%	55
UNITED LABORATORY SERVICES CORPORATION		38	16	30%	54
LENOX HILL HOSPITAL		50	4	7%	54
SARASOTA CO. HEALTH DEPT # 58		40	14	26%	54
JUNIPER VILLAGE AT NAPLES		53	1	2%	54
ST. CLOUD MEDICAL GROUP		54			54
JERICO URGENT CARE		51	3	6%	54
INDIGO MANOR		22	32	59%	54
CERTUS MTD OPCP LLC		52	2	4%	54
VETERANS AFFAIRS MEDICAL CENTER - GULF COAST		27	27	50%	54
CLERMONT HEALTH AND REHAB		40	14	26%	54
RIVER TOWN DIAGNOSTIC LLC		17	36	68%	53
JACOBI MEDICAL CENTER		50	3	6%	53
PUBLIC SQUARE PHARMACY LLC		39	14	26%	53
AFC PHYSICIANS OF FLORIDA		37	16	30%	53
STEWART SEBASTIAN RIVER MEDICAL CENTER		27	26	49%	53
Osprey Point Nursing Center		51	2	4%	53

COVID-19: testing by laboratory

Data through Jan 7, 2021 verified as of Jan 8, 2021 at 09:25 AM

Data in this report are provisional and subject to change.

The numbers in the table below represent the number of Florida and non-Florida residents for whom test results were received by the Department of Health. A person can be tested by more than one laboratory and can have both positive and negative results. **Therefore, the sum of the numbers in each column will be larger than the total number of people tested.**

Reporting lab	Inconclusive	Negative	Positive	Percent positive	Total
PLANT CITY PEDIATRICS		46	7	13%	53
INTERNAL MEDICINE SPECIALIST		46	6	12%	52
ADVENT HEALTH		49	3	6%	52
NORTH SHORE UNIVERSITY HOSPITAL LABORATORY		48	4	8%	52
Life Care Center at Inverrary		51	1	2%	52
SNH BRFL TENANT LLC	2	50			52
Mt Sinai Aventura			52	100%	52
EXPERTUS LABORATORIES INC		24	28	54%	52
WILSON MEMORIAL REGIONAL MEDICAL CENTER		49	3	6%	52
PARKSIDE INN		52			52
APOLLOMDX LABS		29	22	43%	51
PHYSICIANS PRIMARY CARE OF SOUTHWEST FLORIDA		39	12	24%	51
FAMILY EXTENDED CARE OF CENTRAL TAMPA		49	2	4%	51
MIAMI VA HEALTHCARE SYSTEM			51	100%	51
GULFVIEW MEDICAL INSTITUTE		51			51
KINDRED HOSPITAL - SOUTH FLORIDA		51			51
Peninsula Care and Rehab		49	2	4%	51
STEINHATCHEE FAMILY MEDICAL CENTER	1	45	5	10%	51
BROWARD HEALTH MEDICAL CENTER CLINICAL LAB			51	100%	51
ADVENT HEALTH - PALM COAST		1	50	98%	51
ALTAMONTE MD			51	100%	51
MINUTECLINIC DIAGNOSTIC OF TEXAS, LLC		43	7	14%	50
RITECARE MED CTR H			50	100%	50
ST FRANCIS HOSPITAL		44	6	12%	50
BAPTIST MEDICAL CENTER SOUTH		37	13	26%	50
RARITAN BAY PERTH AMBOY		47	3	6%	50
GATEWAY CARE CENTER		50			50
ARBOR OAKS AT TYRONE	5	45			50
SUMMIT MEDICAL GROUP PA		48	2	4%	50
HAWTHORN HOUSE		40	10	20%	50
SONATA BOCA RATON		48	2	4%	50
WALGREENS 3173		43	7	14%	50
NITE LITE PEDIATRICS - PORT ST. LUCIE		42	8	16%	50
PALM RIVER COMMUNITY HEALTH CENTER		44	5	10%	49
Darcy Hall Of Life Care		49			49
SOLARIS SENIOR LIVING NORTH NAPLES		48	1	2%	49
BioReference Laboratories, Inc		6	43	88%	49
ALLEGRO		47	2	4%	49
USF		1	48	98%	49
KENDALL REGIONAL MEDICAL CENTER LAB	3		46	94%	49
KINDRED HOSPITAL-BAY AREA-ST PETERSBURG LAB		48	1	2%	49
GENEDX		36	13	27%	49
INN AT THE FOUNTAINS, THE		34	14	29%	48
SOFT CELL LABORATORIES		45	3	6%	48
CAREMED INTERNAL MEDICINE		30	18	38%	48
MEDICATION ROOMS-CSU/CI NURSE STATION	1	41	6	13%	48

COVID-19: testing by laboratory

Data through Jan 7, 2021 verified as of Jan 8, 2021 at 09:25 AM

Data in this report are provisional and subject to change.

The numbers in the table below represent the number of Florida and non-Florida residents for whom test results were received by the Department of Health. A person can be tested by more than one laboratory and can have both positive and negative results. **Therefore, the sum of the numbers in each column will be larger than the total number of people tested.**

Reporting lab	Inconclusive	Negative	Positive	Percent positive	Total
WALTON PLACE		48			48
HERNANDO COUNTY FIRE RESCUE DISTRICT		23	25	52%	48
ALLIANCE PEDIATRICS		24	24	50%	48
NAPLES PEDIATRICS INC□		43	5	10%	48
ADVENT HEALTH CENTRA CARE - SAND LAKE		19	29	60%	48
CHILDREN'S HOSPITAL OF ALABAMA		47	1	2%	48
BAY CENTER HURRICANE SHELTER		48			48
ADVENT HEALTH CENTRA CARE - EAST ORLANDO		21	27	56%	48
BIOIQ			48	100%	48
COURTYARD GARDENS OF JUPITER		48			48
MENTAL HEALTH CARE INC		42	6	13%	48
NAVARRE GARDENS		41	6	13%	47
BARRY UNIVERSITY STUDENT HEALTH SERVICES		37	10	21%	47
HOSPICE OF THE EMERALD COAST INC - PANAMA CITY	1	44	2	4%	47
HOSPICE OF THE TREASURE COAST		44	3	6%	47
CHAMBREL AT ISLAND LAKE		46	1	2%	47
GREENLEAF ALF		46	1	2%	47
The Care Center at Pinellas Park	1	39	7	15%	47
ROHR HOME		44	3	6%	47
INTERLAB		1	46	98%	47
KINDRED HOSPITAL NORTH FLORIDA	2	41	4	9%	47
ALEXANDER NININGER STATE VETERANS		47			47
PEDIATRIC CARE CENTER- JACKSONVILLE BEACH		19	28	60%	47
ATMORE COMMUNITY HOSPITAL LABORATORY		33	14	30%	47
SARATOGA HOSPITAL LABORATORY		43	4	9%	47
TRINITY AL SENIOR HOUSING LLC□		44	3	6%	47
MANOR CARE OF PALM HARBOR		47			47
MID FLORIDA PATHOLOGY LLC MOBILE UNIT #4		25	21	46%	46
EAST MANATEE FAMILY	1	1	44	96%	46
ROSECASTLE AT DELANEY CREEK		45	1	2%	46
TUKA PEDIATRICS		7	39	85%	46
CLARE BRIDGE OF SARASOTA		45	1	2%	46
HARTFORD HEALTH SERVICES LLC		46			46
H LEE MOFFITT CANCER CENTER MICRO		46			46
PREMIER PLACE HEALTHCARE AT THE GLENVIEW		46			46
FLORIDA HEALTH CARE		6	40	87%	46
COLLIER BLVD HMA PHYSICIAN MANAGEMENT LLC		46			46
SEMINOLE TRIBE OF FLORIDA		34	12	26%	46
NADAL PEDIATRICS		35	11	24%	46
PANCARE HEALTH GULF COUNTY		33	13	28%	46
MAGNOLIA MEDICAL CLINIC		7	38	84%	45
UNIVERSITY OF CENTRAL FLORIDA HEALTH SERVICES		45			45
DOH		21	24	53%	45
ADVENT HEALTH MEDICAL GROUP OB GYN AT		39	6	13%	45
CLERMONT URGENT CARE			45	100%	45
ADVENT HEALTH - MOUNT DORA		6	39	87%	45

COVID-19: testing by laboratory

Data through Jan 7, 2021 verified as of Jan 8, 2021 at 09:25 AM

Data in this report are provisional and subject to change.

The numbers in the table below represent the number of Florida and non-Florida residents for whom test results were received by the Department of Health. A person can be tested by more than one laboratory and can have both positive and negative results. **Therefore, the sum of the numbers in each column will be larger than the total number of people tested.**

Reporting lab	Inconclusive	Negative	Positive	Percent positive	Total
REDI-MED WALK-IN FAMILY CARE			45	100%	45
PALM BAY PEDIATRICS		33	12	27%	45
SOUTHPORT SQUARE HARBOUR HEALTH		45			45
POPLAR HEALTHCARE PLLC	1	11	33	73%	45
A2Z DIAGNOSTICS		45			45
IMA MEDICAL GROUP		26	19	42%	45
EMERALD COAST BEHAVIORAL HOSPITAL		43	2	4%	45
WEST COAST FAMILY MEDICAL CARE		31	13	30%	44
PEDIATRICS OF CENTRAL FLORIDA - SAINT CLOUD	2	40	2	5%	44
FINLAY CLINICAL LABORATORY		20	24	55%	44
GOOD HEARTS COVID TESTING		8	36	82%	44
MOOSEHAVEN LIFE CARE CENTER		44			44
WINTER GARDEN REHAB AND NURSING CENTER		40	4	9%	44
ARBOR TERRACE SAN JOSE LLC	2	41	1	2%	44
COOPER FAMILY MEDICAL PLLC		33	11	25%	44
BIOREFERENCE LABORATORIES		3	41	93%	44
SOUTHEAST ALABAMA MEDICAL CENTER			44	100%	44
VISITING PHYSICIANS ASSOCIATION		40	4	9%	44
WHITE WILSON MEDICAL CENTER IMMEDIATE CARE		2	42	95%	44
BUECHELE DENTAL PA DBA CLERMONT FAMILY DENTISTRY		35	9	20%	44
FLORIDA MEDICAL CLINIC LLC		29	15	34%	44
TROY REGIONAL MEDICAL CENTER		36	8	18%	44
HEALTH FIRST - CAPE CANAVERAL HOSPITAL		1	43	98%	44
ALLIANCE OF PHYSICIANS AGAINST COVID-19			44	100%	44
ADVENT HEALTH - LAKE MARY		35	8	19%	43
ASHRAF MEDICAL GROUP PLLC DBA PULSE MD		43			43
PRECISION HEALTH SOLUTIONS LAB		9	34	79%	43
LAKE MARY KIDS CENTRA CARE		33	10	23%	43
CAPE REGIONAL MEDICAL CENTER		41	2	5%	43
Summit Medical Group, Pa Dba Citymd		39	4	9%	43
Guardian Care Nursing and Rehabilitation Center		43			43
QUALITY URGENT CARE AND WELLNESS		31	12	28%	43
MED ONE AT SAINT AUGUSTINE		33	10	23%	43
PREMIER MEDICAL ASSOCIATES		43			43
FAMILY EXTENDED CARE OF WINTER HAVEN		41	2	5%	43
QUOTIENT SCIENCES			43	100%	43
VITAS HEALTHCARE CORP OF FLORIDA		43			43
LAKE GIBSON VILLAGE, LLC		43			43
LAKE HOWELL FAMILY MEDICINE ASSOCIATES		36	7	16%	43
PORT CHARLOTTE REHABILITATION CENTER		37	6	14%	43
WELL HEALTH WORKS		41	2	5%	43
BRANCH MEDICAL CLINIC			43	100%	43
STUART URGENT CARE			43	100%	43
WATERCREST ST LUCIE WEST	1	40	2	5%	43
PATRICK AIR FORCE BASE		3	40	93%	43
RAINBOW PEDIATRICS PC LLC / BREAKFAST POINT		38	4	10%	42

COVID-19: testing by laboratory

Data through Jan 7, 2021 verified as of Jan 8, 2021 at 09:25 AM

Data in this report are provisional and subject to change.

The numbers in the table below represent the number of Florida and non-Florida residents for whom test results were received by the Department of Health. A person can be tested by more than one laboratory and can have both positive and negative results. **Therefore, the sum of the numbers in each column will be larger than the total number of people tested.**

Reporting lab	Inconclusive	Negative	Positive	Percent positive	Total
CENTRA CARE – APOPKA	1	2	39	93%	42
FIRSTCARE CLINIC		19	23	55%	42
VALENCIA HOUSE ALF		42			42
COOPER FAMILY MEDICAL, PLLC		36	6	14%	42
FLORIDA HOSPITAL		26	16	38%	42
CARDIOLOGY AND MEDICINE ASSOCIATES		33	9	21%	42
Atlantic Shore Nursing and Rehab		42			42
CLINICAL LABORATORY		42			42
TRADITIONAL HOME HEALTH OF PALM BEACH INC		41			41
MAIMONIDES-SHALOM ACADEMY, INC		40	1	2%	41
FLORIDA HOSPITAL NEW SMYRNA		4	37	90%	41
FHMG_CTR FOR SENIOR HEALTH		36	5	12%	41
SOMERBY OF SANTA ROSA BEACH		39	2	5%	41
PEDIATRICS OF CENTRAL FLORIDA KISSI		33	8	20%	41
TGH URGENT CARE POWERED BY FAST TRACK			41	100%	41
ROCKLEDGE REGIONAL MEDICAL CENTER		30	11	27%	41
ROCHESTER GENERAL HOSPITAL LABORATORY		38	3	7%	41
DELAND WELLNESS CENTER			41	100%	41
QUALITY URGENT CARE AND WELLNESS PL		26	14	35%	40
ADVENT HEALTH EXPRESS CARE		4	36	90%	40
SEA PINES REHABILITATION HOSPITAL		40			40
BRONX LEBANON HOSPITAL-MEDICAL CENTER		37	3	8%	40
PRIDE DIAGNOSTICS		24	16	40%	40
NEW YORK PRESBYTERIAN - QUEENS DIAGNOSTIC		39	1	3%	40
DAVID POSNACK JEWISH DAY SCHOOL		40			40
QHC UPSTATE MEDICAL PC		33	7	18%	40
MCW MENTAL HEALTH LLC		39	1	3%	40
CLINICAL PATHOLOGY LABORATORIES, INC		40			40
ADVANCED MEDICAL OF NAPLES LLC			40	100%	40
WEST ISLIP URGENT CARE		38	2	5%	40
PACIFICA SENIOR LIVING OCALA		35	5	13%	40
MARQUIS LABS, LLC		40			40
CEDAR CREEK AT KINGS BAY INC		39			39
CLINICAL RESEARCH SEQUENCING PLATFORM		8	31	79%	39
ORCHID COVE AT DAYTONA		34	5	13%	39
NEXT MOLECULAR ANALYTICS		9	30	77%	39
LITTLE NECK URGENT CARE		38	1	3%	39
MEDEX MEDICAL EXPRESS OF PALATKA LLC			39	100%	39
GRAND ST PAUL CVS		39			39
BURRY'S PHARMACY INC		22	17	44%	39
BAY COUNTY JAIL ANNEX		34	5	13%	39
URGENT CARE & WELLNESS CENTER		10	29	74%	39
JUNIPER VILLAGE AT CAPE CORAL		34	5	13%	39
LOURDES HOSPITAL INC		37	2	5%	39
CAPITAL REGIONAL MEDICAL CENTER		2	37	95%	39
UNIVERSITY OF ALABAMA		35	3	8%	38

COVID-19: testing by laboratory

Data through Jan 7, 2021 verified as of Jan 8, 2021 at 09:25 AM

Data in this report are provisional and subject to change.

The numbers in the table below represent the number of Florida and non-Florida residents for whom test results were received by the Department of Health. A person can be tested by more than one laboratory and can have both positive and negative results. **Therefore, the sum of the numbers in each column will be larger than the total number of people tested.**

Reporting lab	Inconclusive	Negative	Positive	Percent positive	Total
PRINCETON VILLAGE☐		35	3	8%	38
FIRST CHOICE URGENT CARE		10	28	74%	38
NORTH FLORIDA MEDICAL CENTER		35	3	8%	38
CORAL GABLES HOSPITAL			38	100%	38
BAY PINES MEDICAL ASSOCIATES		1	37	97%	38
NEOGENOMICS LABORATORIES INC		38			38
INTERNAL MEDICINE ASSOCIATES PA		35	3	8%	38
MOLECULAR DIAGNOSTICS		5	33	87%	38
BOND CLINIC, PA		9	29	76%	38
HARMONY CLINIC		1	37	97%	38
Coastal Health and Rehabilitation Center		36	2	5%	38
FLORIDA HEALTH CARE DELAND			38	100%	38
HOMEWOOD RESIDENCE AT FREEDOM PLAZA		37	1	3%	38
FLORIDA MEDICAL CLINIC PA		35	3	8%	38
ADVENT HEALTH - LAKE WALES		28	10	26%	38
PATHOGENIUS LABORATORIES		30	7	19%	37
life Care Center of Melbourne		22	15	41%	37
VENICE REGIONAL MEDICAL CENTER BAYFRONT HEALTH		12	25	68%	37
THE COLLIER AT NAPLES		36	1	3%	37
ONE MILO		37			37
PONCE THERAPY CARE CENTER		34	3	8%	37
FLORIDA DEPARMENT OF HEALTH CLAY COUNTY		25	12	32%	37
PENNSYLVANIA DEPT OF HEALTH		20	17	46%	37
Palms at Ponte Vedra Assisted Livning and Memory Care		36	1	3%	37
KINDRED AT HOME		29	8	22%	37
ADVENTHEALTH EXPRESS CARE AT WALGREENS		24	13	35%	37
FAMILY EXTENDED CARE OF SEBRING INC		35	2	5%	37
SH HERON EAST LLC☐		37			37
BENTON HOUSE OF ST. JOHNS		36	1	3%	37
HOLZER HEALTH CENTER		5	32	86%	37
LARA HEALTH AND WELLNESS CENTER LLC		37			37
MOBILE DOC FL, LLC		27	10	27%	37
HR SARASOTA OPERATOR LLC		25	12	32%	37
BOULEVARD REHABILITATION CENTER		24	13	35%	37
PHILLIPPE RIDGE		25	12	32%	37
MISSION OAKS ASSISTED LIVING☐		36	1	3%	37
CYPRESS COVE		34	3	8%	37
EGLIN AFB		9	27	75%	36
BVL/LITTLE ANGEL PEDIATRICS		36			36
DOH-WEST PALM BEACH BRANCH LABORATORY		2	34	94%	36
LAKE CITY VA MEDICAL CENTER			36	100%	36
FERN PARK DEVELOPMENTAL CENTER			36	100%	36
CENTRA CARE – LAKE NONA		3	33	92%	36
PRIMECARE AT TWIN LAKES			36	100%	36
AU HEALTH		28	7	20%	35
LAKELAND REGIONAL HEALTH LAKE MIRIAM		3	32	91%	35

COVID-19: testing by laboratory

Data through Jan 7, 2021 verified as of Jan 8, 2021 at 09:25 AM

Data in this report are provisional and subject to change.

The numbers in the table below represent the number of Florida and non-Florida residents for whom test results were received by the Department of Health. A person can be tested by more than one laboratory and can have both positive and negative results. **Therefore, the sum of the numbers in each column will be larger than the total number of people tested.**

Reporting lab	Inconclusive	Negative	Positive	Percent positive	Total
P23 LABS		35			35
ADVENT HEALTH - FISH MEMORIAL		2	33	94%	35
NORTHWELL HEALTH PLAINVIEW HOSPITAL LABORATORY		27	8	23%	35
JACKSON COUNTY HEALTH DEPARTMENT		15	20	57%	35
UTAH CVS PHARMACY, LLC		33	2	6%	35
CITYMD OF MANAHAWKIN		33	2	6%	35
IRL		4	31	89%	35
BEEHIVE HOMES OF GULF BREEZE		19	16	46%	35
HOME CARE PHARMACY		35			35
ECOLAB GROUP		7	28	80%	35
WUESTHOFF MEMORIAL HOSPITAL			35	100%	35
BAYSHORE PATHOLOGY CONSULTANTS PA		34	1	3%	35
EC OPCO PENSACOLA, LLC		35			35
BISHOP GRADY VILLAS		35			35
PARAMOUNT WALK-IN CLINIC		1	33	97%	34
INN AT ASTON GARDENS AT PELICAN POINTE,THE		34			34
WOLFF CTR FOR CHILD & ADOLESCENT HEALTH PLLC,THE		22	12	35%	34
AMERICAN HOUSE COCONUT POINT		31	3	9%	34
TITUSVILLE FAMILY PRACTICE		14	20	59%	34
QUICK CARE MED LLC		28	6	18%	34
PANCARE HEALTH - MALONE CLINIC		30	4	12%	34
MEDLOGIC LABORATORIES		3	31	91%	34
PENSACOLA PEDIATRICS, PA		27	7	21%	34
BARTON HEALTH ALLIANCE		2	32	94%	34
TUSCAN GARDENS OF DELRAY BEACH MANAGEMENT COMPANY,		34			34
BROOKDALE JENSEN BEACH		34			34
AYERS NURSING AND REHABILITATION CENTER		33			33
ERDOX		31	2	6%	33
REDI-MED WALK IN FAMILY CLINIC			33	100%	33
PRACTICE MANAGEMENT OF AMERICA, INC.		5	28	85%	33
PRMG - EAST NAPLES		23	10	30%	33
KAPG ST AUGUSTINE SENIOR HOUSING OPCO LLC		33			33
ST. MARYS MEDICAL CENTER		1	32	97%	33
METRO KNOXVILLE HMA		25	8	24%	33
SANFORD MOBILE LAB PGA TOUR		32	1	3%	33
Kensington Gardens		33			33
BOND CLINIC		3	30	91%	33
NORTH FLORIDA PEDIATRICS		30	3	9%	33
AHSE ROP		32	1	3%	33
RASHDA ALBIBI M.D. P.A.		30	3	9%	33
CITRUS COUNTY HEALTH DEPARTMENT		32	1	3%	33
TAYLORVILLE FAMILY MEDICINE		26	7	21%	33
Golfview Healthcare Center		33			33
ADVENTIST HEALTH SYSTEM FLORIDA		26	7	21%	33
ACCURATE DIAGNOSTIC LAB		32	1	3%	33
SUMMERFIELD EMERGENCY ROOM		20	13	39%	33

COVID-19: testing by laboratory

Data through Jan 7, 2021 verified as of Jan 8, 2021 at 09:25 AM

Data in this report are provisional and subject to change.

The numbers in the table below represent the number of Florida and non-Florida residents for whom test results were received by the Department of Health. A person can be tested by more than one laboratory and can have both positive and negative results. **Therefore, the sum of the numbers in each column will be larger than the total number of people tested.**

Reporting lab	Inconclusive	Negative	Positive	Percent positive	Total
TERRACE AT HOBE SOUND, THE	1	31	1	3%	33
BIOFIRE		7	26	79%	33
MINUTECLINIC DIAGNOSTIC OF OHIO LLC		23	10	30%	33
MINUTECLINIC DIAGNOSTIC OF RHODE ISLAND, LLC #1544		31	1	3%	32
UNION MEDICAL CARE PLLC		32			32
VETERAN AFFAIRS MEDICAL CENTER - JAMES J PETERS		30	2	6%	32
FHMG- FLORIDA HOSPITAL MEDICAL GROUP		24	8	25%	32
ST AUGUSTINE PEDIATRIC ASSOC		30	2	6%	32
OPIS COQUINA CENTER		32			32
MISIR DRUGS LLC		26	6	19%	32
AZALEA TRACE PHYSICIAN SERVICES		32			32
University Hospital		28	4	13%	32
PHYSICIAN ASSOCIATES LLC		26	6	19%	32
Citymd Of Toms River		29	3	9%	32
MEDRITE URGENT CARE		24	8	25%	32
IPSUM DIAGNOSTICS		3	29	91%	32
LEVY COUNTY DEPARTMENT OF HEALTH		25	7	22%	32
BETHESDA HEALTH URGENT CARE			32	100%	32
COLLIER HMA PHYSICIAN MANAGEMENT LLC		26	6	19%	32
VETERANS HOME			32	100%	32
VILLAGE ON THE ISLE		27	5	16%	32
AFTER HOURS PEDIATRICS			32	100%	32
Heartland Health Care Center North Sarasota		18	14	44%	32
WESTMINSTER ST AUGUSTINE		32			32
BRIDGEVIEW CENTER LLC		27	5	16%	32
JACKSON HEALTH SYSTEM		1	31	97%	32
RITE MEDICAL CARE PC		32			32
NIGHT LITE PEDIATRICS URGENT CARE CENTER			31	100%	31
HERNANDO ENDOSCOPY AND SURGERY CENTER		24	7	23%	31
MAUREEN OROURKE-FUTEY			31	100%	31
MICHAEL AKPEKE MD		22	9	29%	31
DISCOVERY COMMONS AT BRADENTON		31			31
COLLIER ANESTHESIA PAIN LLC		31			31
REGENCY PARK ASSISTED LIVING FACILITY		29	2	6%	31
FAST PACE MEDICAL CLINIC, PLLC		27	4	13%	31
PERSONAL PEDIATRICS		28	3	10%	31
GRAND OAKS OF PALM CITY LLC	1	28	2	6%	31
PLAINVIEW URGENT CARE		29	2	6%	31
LAKE WALES OPERATING GROUP LLC		29	2	6%	31
MAINSTREET FAMILY URGENT CARE		1	30	97%	31
ESCAMBIA COUNTY JAIL		18	13	42%	31
CRESTVIEW URGENT CARE			31	100%	31
LabCorp L#09258130 M#09258125		12	19	61%	31
HOSPICE OF MARTIN & ST LUCIE, INC		31			31
NEUROINTERNATIONAL SARASOTA		28	2	7%	30
PHOSPHORUS DIAGNOSTICS		27	3	10%	30

COVID-19: testing by laboratory

Data through Jan 7, 2021 verified as of Jan 8, 2021 at 09:25 AM

Data in this report are provisional and subject to change.

The numbers in the table below represent the number of Florida and non-Florida residents for whom test results were received by the Department of Health. A person can be tested by more than one laboratory and can have both positive and negative results. **Therefore, the sum of the numbers in each column will be larger than the total number of people tested.**

Reporting lab	Inconclusive	Negative	Positive	Percent positive	Total
NIGHT LITE PEDIATRICS CENTER LLC		8	22	73%	30
IMA MEDICAL GROUP POINCIANA		14	16	53%	30
ADVENT HEALTH PRIMARY CARE PLUS, WINTER GARDEN		26	4	13%	30
ALL MY KIDS PEDIATRICS INC		18	12	40%	30
HIGHLANDS LAKE CENTER		27	3	10%	30
PECONIC BAY MEDICAL CENTER LABORATORY		24	6	20%	30
TRADITIONAL HOME CARE INC		29	1	3%	30
LONGLEAF DIAGNOSTIC LABORATORIES		3	27	90%	30
FELICIDAD MEDICAL CENTER			30	100%	30
SOUTHERN LABORATORY		6	24	80%	30
GENESIS DERMATOLOGY		27	3	10%	30
AMEERAH LABS			30	100%	30
THE TERRACE AT IVY ACRES ALF		11	19	63%	30
HERITAGE WATERSIDE		27	3	10%	30
STEWART MEDICAL GROUP, INC		21	9	30%	30
LONG ISLAND JEWISH MED CTR		27	2	7%	29
UNIV OF ROCHESTER-STRONG MEMORIAL HOSP		28	1	3%	29
CENTRA CARE - DR. PHILLIPS		1	28	97%	29
COMPREHENSIVE CHILDCARE		23	6	21%	29
SUNTREE INTERNAL MEDICINE		29			29
BELVEDERE COMMONS OF SUN CITY CENTER		29			29
JACKSONVILLE UNIVERSITY		27	2	7%	29
PRO HEALTH HARMONY		29			29
WESTWOOD NURSING AND REHABILITATION		28	1	3%	29
CSL PLASMA INC		7	22	76%	29
Okeechobee Health Care Facility		16	13	45%	29
CALADIUM PEDIATRICS		28	1	3%	29
NEMOURS CHILDRENS CLINIC		22	7	24%	29
EVERLYWELL		16	13	45%	29
SPRING MANOR ASSISTED LIVING		29			29
MEASE COUNTRYSIDE HOSPITAL			29	100%	29
L&S SENIOR CARE DBA ARCADIA OAKS		29			29
P4CLINICAL	3	2	24	83%	29
PORT ST LUCIE HOSPITAL		25	3	11%	28
CORNERSTONE MEDICAL CARE OF BRANDON PL		25	3	11%	28
MINUTECLINIC DIAGNOSTIC		28			28
LINCOLN DIAGNOSTIC LAB		27	1	4%	28
EDEN AT CRESTVIEW		12	16	57%	28
LAKELAND NURSING AND REHABILITATION CENTER			28	100%	28
NURSES HELPING HANDS INC ALF		28			28
UNION MEDICAL CARE		28			28
PANCARE HEALTH - FREEPORT CLINIC SUITE B		24	4	14%	28
University Hills health and Rehabilitation		19	9	32%	28
ACTIVE SENIOR LIVING		26	2	7%	28
CINNAMON COVE ALF		28			28
MINUTE CLINIC INCORPORATE		23	5	18%	28

COVID-19: testing by laboratory

Data through Jan 7, 2021 verified as of Jan 8, 2021 at 09:25 AM

Data in this report are provisional and subject to change.

The numbers in the table below represent the number of Florida and non-Florida residents for whom test results were received by the Department of Health. A person can be tested by more than one laboratory and can have both positive and negative results. **Therefore, the sum of the numbers in each column will be larger than the total number of people tested.**

Reporting lab	Inconclusive	Negative	Positive	Percent positive	Total
ORLANDO LUTHERAN TOWERS ASSISTED LIVING		28			28
FLAGLER COUNTY DETENTION CENTER		26	2	7%	28
ANGELS DIAGNOSTIC GROUP		21	7	25%	28
S-H THIRTY FIVE OPCO - LUTZ, LLC		27	1	4%	28
TURNING POINT OF TAMPA		24	4	14%	28
PENSACOLA DEVELOPMENTAL CENTER		12	16	57%	28
PALM GARDEN OF JACKSONVILLE		27	1	4%	28
RADIOLOGY ASSOCIATES OF VENICE AND ENGLEWOOD		26	1	4%	27
WILLOWBROOKE COURT AT ST ANDREWS ESTATES		23	4	15%	27
GENTIVA HEALTH SERVICES CERTIFIED INC		26	1	4%	27
PALM BAY HOSPITAL			27	100%	27
ISLAND URGENT CARE PLLC		27			27
SANTA BARBARA CARE CENTER		17	10	37%	27
MINUTE CLINIC LLC #2216		25	2	7%	27
CONNECTICUT DEPARTMENT OF HEALTH		22	5	19%	27
OAKTREE HEALTHCARE			27	100%	27
RENAISSANCE AT THE TERRACES		27			27
PANCARE HEALTH - JACKSON COUNTY		19	8	30%	27
CENTRAL FLORIDA PEDIATRICS		13	14	52%	27
ARBOR TERRACE ORTEGA LLC		27			27
UCLA HEALTHCARE CLINICAL LABS		23	4	15%	27
MENORAH HOUSE		26	1	4%	27
SOUTHSIDE HOSPITAL NORTHWELL HEALTH LABORATORY		24	3	11%	27
CDC		17	10	37%	27
ARIZONA DEPARTMENT OF HEALTH SERVICES			27	100%	27
SOLARIS SENIOR LIVING OF MERRITT ISLAND		27			27
EXPRESS CARE OF BELLEVIEW		27			27
SUNCOAST LABS			27	100%	27
CENTRA CARE - SAND LAKE		1	25	96%	26
PREMISE HEALTH MIA			26	100%	26
WEST		14	12	46%	26
TGH URGENT CARE - RIVERVIEW			26	100%	26
PULMONARY SPECIALISTS OF THE PALM BEACHES		16	10	38%	26
FAMILY EXPRESS URGENT CARE			26	100%	26
PORT SAINT JOHN FAMILY PRACTICE		18	8	31%	26
INNOVATION CLINICAL TRIALS, INC			26	100%	26
HEALTH FIRST - VIERA HOSPITAL		1	25	96%	26
ADVENT HEALTH PARTIN SETTLEMENT HEALTH PARK		18	8	31%	26
BONIFAY NURSING AND REHAB CENTER			26	100%	26
LOOP PEDIATRICS		22	4	15%	26
MOOSEHAVEN HEALTH CENTER		12	14	54%	26
KEY PRIMARY CARE			26	100%	26
THE MINIER URGENT CARE		20	6	23%	26
CDR MAGUIRE - MIAMI BEACH CC MISSION 17388		2	24	92%	26
BERNHARDT LABORATORIES		9	17	65%	26
CLINCLOUD, LLC			26	100%	26

COVID-19: testing by laboratory

Data through Jan 7, 2021 verified as of Jan 8, 2021 at 09:25 AM

Data in this report are provisional and subject to change.

The numbers in the table below represent the number of Florida and non-Florida residents for whom test results were received by the Department of Health. A person can be tested by more than one laboratory and can have both positive and negative results. **Therefore, the sum of the numbers in each column will be larger than the total number of people tested.**

Reporting lab	Inconclusive	Negative	Positive	Percent positive	Total
MONCRIEF ARMY HEALTH CLINIC			26	100%	26
UNIPATH		18	7	28%	25
MICHAEL J D'AMBROSE MD PA		23	2	8%	25
FAMILY CARE PARTNERS		15	10	40%	25
FAMILY EXTENDED CARE OF PUNTA GORDA		25			25
WOMENS CARE FLORIDA LABORATORY		25			25
JAMAICA HOSPITAL MEDICAL CENTER		23	2	8%	25
RIVERHEAD URGENT CARE		24	1	4%	25
LINCOLN MEDICAL AND MENTAL HEALTH CENTER		23	2	8%	25
ARCPPOINT LABS OF FORT LAUDERDALE		25			25
MINUTECLINIC DIAGNOSTIC OF NORTH CAROL		20	5	20%	25
MINUTECLINIC DIAGNOSTIC OF SOUTH CARO		19	6	24%	25
CVS		1	24	96%	25
RJ LEE GROUP	1	23	1	4%	25
ADVENT HEALTH CENTRA CARE - LAKE BUTLER BOULEVARD			25	100%	25
BAYCARE HEALTH SYSTEMS		1	24	96%	25
HOLY NAME HOSPITAL LABORATORY		24	1	4%	25
DEVELOPMENTAL DISABILITIES DEFENDANT PROGRAM		25			25
CARE CENTERS OF NASSAU		24	1	4%	25
MINUTECLINIC DIAGNOSTIC OF NORTH CARO		23	2	8%	25
GRAMERCY PARK URGENT CARE		25			25
ROYAL CARE OF AVON PARK		22	3	12%	25
ST. CLOUD HOSPITAL		20	5	20%	25
BOCA BIOLISTIC REFERENCE LAB			25	100%	25
RITECARE MEDICAL CENTER		5	20	80%	25
WESTWOOD NURSING & REHAB		15	10	40%	25
CDR MAGUIRE INC	1	2	22	88%	25
WAVE CREST HEALTH AND REHABILITATION CENTER		25			25
ROYAL PALM SENIOR RESIDENCE		25			25
WALK IN MEDICAL URGENT CARE		25			25
STATEN ISLAND UNIVERSITY HOSPITAL-POUCH		25			25
BAY COUNTY SHERIFFS OFFICE JAIL FACILITY		21	4	16%	25
SANITAS		4	21	84%	25
EAST HILL MEDICAL GROUP		17	7	29%	24
TRUGENX		1	23	96%	24
FLORIDA DEPARTMENT OF HEALTH IN TAYLOR COUNTY		16	8	33%	24
LABORATORY DYNAMICS		20	4	17%	24
VASSAR BROTHERS MEDICAL CENTER LABORATORY		23	1	4%	24
MEDCOMP SCIENCES			24	100%	24
HERITAGE OAKS ASSISTED LIVING & MEMORY CARE		20	4	17%	24
RENAISSANCE SENIOR LIVING	1	23			24
HEALTHPOINT MED GRP OF THE EMERALD COAST LLC		15	9	38%	24
BULLS HEAD URGENT CARE		24			24
THE CHAPPEL GROUP RESEARCH		24			24
BARNES HEALTHCARE OF FLORIDA LLC		23	1	4%	24
VILLAGES REHABILITATION AND NURSING CENTER		24			24

COVID-19: testing by laboratory

Data through Jan 7, 2021 verified as of Jan 8, 2021 at 09:25 AM

Data in this report are provisional and subject to change.

The numbers in the table below represent the number of Florida and non-Florida residents for whom test results were received by the Department of Health. A person can be tested by more than one laboratory and can have both positive and negative results. **Therefore, the sum of the numbers in each column will be larger than the total number of people tested.**

Reporting lab	Inconclusive	Negative	Positive	Percent positive	Total
LUTHERAN HAVEN ASSISTED LIVING		24			24
SENIOR HEALTH OF WINTER PARK DUNDEE		24			24
MINUTECLINIC DIAGNOSTIC OF RHODE ISLAND, LLC #212		24			24
PHYSICIANS PRIMARY CARE OF SW FLORIDA PL		24			24
MADWAR		19	5	21%	24
UNIVERSITY MEDICAL CTR OF PRINCETON AT		22	2	8%	24
TARPON BAYOU CENTER			24	100%	24
WELLOW URGENT CARE		23	1	4%	24
WESTMINSTER WOODS ON JULINGTON CREEK		22	2	8%	24
MAKO MEDICAL		16	8	33%	24
COURTYARDS OF ORLANDO		24			24
HENNEPIN COUNTY MEDICAL CENTER (HCMC)		13	11	46%	24
AVENTIS BIO-SERVICES CTL		24			24
Lanier Rehab			24	100%	24
ISLAND COAST PEDIATRICS PA		22	1	4%	23
CROSSROADS URGENT CARE		14	9	39%	23
UNIVERSITY HILLS HEALTH AND REHABILITATION CENTER		18	5	22%	23
WASHINGTON COUNTY HEALTH DEPARTMENT		12	11	48%	23
NEW JERSEY		22	1	4%	23
MIDDLETOWN MEDICAL P C		14	9	39%	23
WALGREENS 9627		20	3	13%	23
SOS MOBILE MEDICAL CARE LLC		19	4	17%	23
GEORGE SAFRAN MD PC		21	2	9%	23
PARK WEST MEDICAL CENTER		22	1	4%	23
EGL GENETIC DIAGNOSTICS		1	22	96%	23
VITAS HEALTHCARE CORPORATION OF FLORIDA		21	2	9%	23
MONTEFIORE NEW ROCHELLE HOSPITAL		22	1	4%	23
NORTH SHORE MEDICAL LABS		22	1	4%	23
LORI MCAULIFFE MD PA		14	9	39%	23
STATE LAB		2	21	91%	23
PALM BEACH COUNTY FIRE RESCUE		21	2	9%	23
THE TERRACE OF JACKSONVILLE		3	20	87%	23
HARBORCHASE OF WELLINGTON CROSSING		22	1	4%	23
FHMG-FLORIDA HOSPITAL MEDICAL GROUP		20	3	13%	23
UF HEALTH NORTH JACKSONVILLE			23	100%	23
PENSACOLA PEDIATRICS - PACE		16	7	30%	23
ADVENT HEALTH - LAKE MARY PEDIATRICS		16	7	30%	23
COLORADO DEPARTMENT OF HEALTH LABORATORY SERVICES DIVISION			23	100%	23
AVALON PARK RETIREMENT RESIDENCE		23			23
THE RESIDENCE AT TIMBER PINES		23			23
WEINBERG VILLAGE		22	1	4%	23
NOBLE SENIOR LIVING		3	20	87%	23
LAKE REGIONAL URGENT CARE		1	22	96%	23
WEST VOLUSIA FAMILY AND SPORTS MEDICINE		23			23
MORTON PLANT HOSPITAL NURSING			23	100%	23
WUESTHOFF MEDICAL CENTER-MELBOURNE			23	100%	23

COVID-19: testing by laboratory

Data through Jan 7, 2021 verified as of Jan 8, 2021 at 09:25 AM

Data in this report are provisional and subject to change.

The numbers in the table below represent the number of Florida and non-Florida residents for whom test results were received by the Department of Health. A person can be tested by more than one laboratory and can have both positive and negative results. **Therefore, the sum of the numbers in each column will be larger than the total number of people tested.**

Reporting lab	Inconclusive	Negative	Positive	Percent positive	Total
THOMAS INTERNAL MEDICINE		20	3	13%	23
NIGHT LITE PEDIATRIC CENTER		10	12	55%	22
CALHOUN COUNTY HEALTH DEPT		5	17	77%	22
INSTITUTE OF PATHOLOGY KINGS COUNTY		22			22
ABSOLUTE GENOMICS		9	13	59%	22
BROOKDALE UNIVERSITY HOSPITAL		21	1	5%	22
GOOD SAMARITAN HOSPITAL LABORATORY		19	3	14%	22
CHILDREN'S MEDICAL CENTER			22	100%	22
MADISON COUNTY MEMORIAL HOSP		12	10	45%	22
WEST BROWARD CARE CENTER		20	2	9%	22
NORTH FLORIDA PEDIATRICS - JACKSONVILLE		20	2	9%	22
FLORIDA PEDIATRICS		6	16	73%	22
ROCKLEDEGE REGIONAL MEDICAL CENTER		17	5	23%	22
SUNQUEST		3	19	86%	22
TEN HEALTHCARE		6	16	73%	22
MED PLUS FLORENCE		18	4	18%	22
KINDRED HOSPITAL CENTRAL TAMPA BLOOD GAS		22			22
PSL NAPLES BH OPERATIONS, LLC		22			22
MARIANNA HEALTH AND REHABILITATION CENTER		22			22
APOLLO SURGERY CENTER		20	2	9%	22
COLONY CARE CENTER		13	9	41%	22
EMERITUS AT NAPLES	1	21			22
MAYO CLINIC JACKSONVILLE		1	21	95%	22
MILLENNIUM PHYSICIAN GROUP LLC		18	4	18%	22
SACRED HEART HEALTH SYSTEM INC		19	3	14%	22
WESTPAC LABS		1	21	95%	22
DIACARTA INC.		22			22
DESOTO PALMS ALF		22			22
MOBILE DIVISION LABORATORY		7	15	68%	22
LAKEVIEW HEALTH CARE SYSTEMS		8	14	64%	22
SARASOTA MEMORIAL NURSING & REHABILITATION CTR		22			22
STAT ONE URGENT CARE CENTER			22	100%	22
FINLAY C. LABORATORY		3	19	86%	22
WARDE MEDICAL LABORATORY		15	7	32%	22
FIRST CHOICE PEDIATRICS LOOP		20	2	9%	22
AMERICAN ESOTERIC LABORATORIES		6	15	71%	21
ST JUDE CHILDRENS RESEARCH HOSPITAL		21			21
GASTROENTEROLOGY ASSOCIATES OF PENSACOLA PA		20	1	5%	21
LABCORP BURLINGTON		8	13	62%	21
MORTON PLANT			21	100%	21
MOBILE MEDICAL ASSOCIATES PL		9	12	57%	21
RESIDENCE AT BAY VUE		20	1	5%	21
INTERNATIONAL MEDICAL LABORATORY INC		21			21
EASycare WALK-IN CLINIC		11	10	48%	21
S-H THIRTY FIVE OPCO - ORANGE CITY, LLC		16	5	24%	21
PANCARE HEALTH - BONIFAY K-8			21	100%	21

COVID-19: testing by laboratory

Data through Jan 7, 2021 verified as of Jan 8, 2021 at 09:25 AM

Data in this report are provisional and subject to change.

The numbers in the table below represent the number of Florida and non-Florida residents for whom test results were received by the Department of Health. A person can be tested by more than one laboratory and can have both positive and negative results. **Therefore, the sum of the numbers in each column will be larger than the total number of people tested.**

Reporting lab	Inconclusive	Negative	Positive	Percent positive	Total
CLINICAL PATHOLOGY LABORATORIES SOUTHEAST			21	100%	21
UPMC CHAUTAUQUA AT WCA LABORATORY		20	1	5%	21
PATHGROUP			21	100%	21
COASTAL SKIN SURGERY AND DERMATOLOGY		14	7	33%	21
LUTHERAN HAVEN EXTENDED CONGREGATE CAR		21			21
CHIPOLA MEDICAL ASSOCIATES		4	17	81%	21
ANDALUSIA HEALTH		10	11	52%	21
LABORATORY ALLIANCE OF CENTRAL NEW YORK		20	1	5%	21
BROWARD HEALTH IMPERIAL POINT NURSING			21	100%	21
FLAGLER HOSPITAL INC	2		19	90%	21
SUNCOAST URGENT CARE		8	13	62%	21
PHYSICIANS STAT		2	19	90%	21
WINDERMERE MEDICAL CENTER		18	3	14%	21
NAPHCARE, INC.		11	10	48%	21
ARDEN COURTS OF WINTER SPRINGS		18	3	14%	21
VETERANS AFFAIRS MEDICAL CENTER - NEW YORK HARBOR		20	1	5%	21
FLORIDA PEDIATRIC GROUP PA		19	2	10%	21
BAY PEDIATRICS PA		18	2	10%	20
CL BRUMBACK PRIMARY CARE CLINIC LANTANA		2	18	90%	20
LAKE WORTH MANOR		19	1	5%	20
LONG TERM CARE OF GULF BREEZE LLC		17	3	15%	20
MEDICAL EXPRESS CORP		18	2	10%	20
REDITUS LABORATORIES			20	100%	20
MADISON COUNTY MEMORIAL HOSPITAL LABORATORY		14	6	30%	20
NORTH CAROLINA DEPARTMENT OF HEALTH & HUMAN SERVICES			20	100%	20
PRIME CARE ONE LLC/HARBORCHASE OF VENICE			20	100%	20
BRANDON COMMUNITY HEALTH CENTER		12	8	40%	20
ST PETER'S BENDER LABORATORY		20			20
JEFFERSON COUNTY HEALTH DEPARTMENT-MONTICELLO		10	10	50%	20
URGENT CARE CENTER			20	100%	20
FAST PACE MEDICAL CLINIC		18	2	10%	20
EPIC REFERENCE LABS INC			20	100%	20
ALABAMA CLINICS		8	12	60%	20
HENDRY REGIONAL CORPORATE HEALTH			20	100%	20
JOHNS HOPKINS CHILDREN'S HOSPITAL			20	100%	20
AMMON ANALYTICAL LABORATORIES		18	2	10%	20
POINT OF CARE CLINICS PRIMARY CARE		20			20
BOND AND STEELE CLINIC, PA		17	3	15%	20
ST CLOUD PHYSICIAN MANAGEMENT LLC DBA ST CLOUD		12	8	40%	20
ASHTON PLACE	2	14	4	20%	20
MINUTE CLINIC, LLC DBA MINUTECLINIC #4505		19	1	5%	20
The Ponce Therapy Care Center		20			20
MID FLORIDA PATHOLOGY LLC		19	1	5%	20
CENTRAL FLORIDA HEALTH CARE INC		2	18	90%	20
DELCARE PA		14	6	30%	20
SANIBEL INTERNAL MEDICINE, LLC		18	2	10%	20

COVID-19: testing by laboratory

Data through Jan 7, 2021 verified as of Jan 8, 2021 at 09:25 AM

Data in this report are provisional and subject to change.

The numbers in the table below represent the number of Florida and non-Florida residents for whom test results were received by the Department of Health. A person can be tested by more than one laboratory and can have both positive and negative results. **Therefore, the sum of the numbers in each column will be larger than the total number of people tested.**

Reporting lab	Inconclusive	Negative	Positive	Percent positive	Total
STETSON UNIVERSITY STUDENT HEALTH CENTER		3	17	85%	20
Wiregrass Rehabilitation Center and Nursing Home		20			20
SAMFORD UNIVERSITY HEALTH SERVICES		19	1	5%	20
MINUTECLINIC, LLC #08366		15	5	25%	20
PROFESSIONAL PEDIATRICS		18	2	10%	20
TGH MEDICAL GROUP LABORATORY CARROLLWOOD			20	100%	20
HUNT CLUB PEDIATRIC ASSOCIATES LLC		19	1	5%	20
HEALTHY MINORS, LLC.		20			20
PEDIATRIC SERVICES OF AMERICA INC		19	1	5%	20
ENGLEWOOD HOSPITAL AND MEDICAL CENTER		16	4	20%	20
HEARTLAND HEALTHCARE AND REHAB CENTER			20	100%	20
MINUTECLINIC DIAGNOSTIC OF NEW JERSEY		17	3	15%	20
POARCH BANC CREEK INDIANS TRIBAL HEALTH DEPARTMENT			20	100%	20
FLORIDA HOSPITAL LABS		11	9	45%	20
ROCKLEDGE FAMILY HEALTH			20	100%	20
SAFARI PEDIATRICS PA		19	1	5%	20
CARENOW - DOWNTOWN NORTH GULCH		20			20
SEVEN RIVERS REGIONAL MEDICAL CENTER		5	14	74%	19
ADVENTHEALTH MEDICAL GROUP FAMILY MEDICINE		19			19
PHYSICIANS CARE		16	3	16%	19
ESOTERIX GENETIC LABORATORIES		16	3	16%	19
NOVANT HEALTH		14	5	26%	19
STONE WASH CLINICAL LABORATORIES		2	17	89%	19
BETHUNE-COOKMAN UNIVERSITY		1	18	95%	19
ADVENT HEALTH EXPRESS		9	10	53%	19
BAYVIEW MEDICAL		19			19
STEWART MEDICAL GROUP INC			19	100%	19
EMERGENCY PHYSICIANS MEDICAL CENTER LLC		10	9	47%	19
NORTH CENTRAL BRONX HOSPITAL		18	1	5%	19
LAKE MARY - STIRLING CENTER SUITE 202			19	100%	19
INTERCOASTAL MEDICAL GROUP			19	100%	19
NANO HEALTH ASSOCIATES LLC		19			19
SUMTER PEDIATRICS		18	1	5%	19
JEFFERSON K-12, A SOMERSET SCHOOL- CLINIC		16	3	16%	19
GREEN GABLES ASSISTED LIVING FACILITY		19			19
NO NAME		8	11	58%	19
PONCE PLAZA NURSING & REHAB CENTER		4	15	79%	19
ST PETERSBURG PEDIATRICS-SEMINOLE BLVD		16	3	16%	19
BROOKWOOD BAPTIST MEDICAL CENTER		18	1	5%	19
INTEGRATED REGIONAL LABORATORIES - LARGO			19	100%	19
ACCESS 365 URGENT CARE		7	12	63%	19
GLEN COVE HOSPITAL		19			19
Flagler Health and Rehabilitation		18	1	5%	19
ADVANCED EMURGENT CARE		8	11	58%	19
THE COMMONWEALTH OF MASSACHUSETTS			19	100%	19
MED HEALTH SERVICES		18	1	5%	19

COVID-19: testing by laboratory

Data through Jan 7, 2021 verified as of Jan 8, 2021 at 09:25 AM

Data in this report are provisional and subject to change.

The numbers in the table below represent the number of Florida and non-Florida residents for whom test results were received by the Department of Health. A person can be tested by more than one laboratory and can have both positive and negative results. **Therefore, the sum of the numbers in each column will be larger than the total number of people tested.**

Reporting lab	Inconclusive	Negative	Positive	Percent positive	Total
PALMS MEDICAL GROUP - LAKE CITY WEST		3	16	84%	19
TALLAHASSEE DEVELOPMENTAL CENTER		19			19
ALAN A SMITH MD LLC		18	1	5%	19
LAB INTERMARKET FACILITY LAB		1	18	95%	19
COUNTY OF LOS ANGELES			18	100%	18
LIFE CARE CENTER OF JACKSONVILLE			18	100%	18
UNION CHD		16	2	11%	18
ESTATES MEDICAL CENTER		12	6	33%	18
STUART REHABILITATION AND HEALTHCARE		5	13	72%	18
JOHN KNOX VILLAGE OF CENTRAL FLORIDA		14	4	22%	18
MOORINGS PARK OAKSTONE AT GREY OAKS		17	1	6%	18
HARBOUR ISLAND PEDIATRICS		12	6	33%	18
BOZEMAN HEALTH DEACONESS HOSPITAL		13	5	28%	18
DCH REGIONAL MEDICAL CENTER LABORATORY		17	1	6%	18
MARATHON HEALTH FOR LIFE		16	2	11%	18
PALMETTO PEDIATRICS			18	100%	18
GENERAL INTERNAL MEDICINE MEDICAL CTR CLINIC		13	5	28%	18
TPCA CLINICAL LABORATORIES		15	3	17%	18
ASURANCE SCIENTIFIC LABORATORIES		18			18
SUMMIT MEDICAL GROUP - 75 E NORTHFIELD		16	2	11%	18
CONNECTDX		4	14	78%	18
FLORIDA COMMUNITY HEALTH CENTER OF ST. LUCIE		1	17	94%	18
XPRESS WELLNESS URGENT CARE			18	100%	18
MINUTECLINIC DIAGNOSTIC OF KANSAS, PA		17	1	6%	18
URGENT CARE USA			18	100%	18
JACKSON NORTH MEDICAL CENTER		2	16	89%	18
HARTFORD HOSPITAL ANCILLARY LAB		17	1	6%	18
MARION COUNTY HEALTH DEPARTMENT		17	1	6%	18
CLERMONT ADVENTHEALTH CENTRA CARE			18	100%	18
HARMONY HEALTH OPCO, LLC		15	3	17%	18
PRIMECARE OF DOTHAN-DALEVILLE CLINIC		14	4	22%	18
ARTHREX MEDICAL CENTER		10	8	44%	18
ADVENTHEALTH EXPRESS CARE AT			18	100%	18
MIAMI CLINICAL RESEARCH CORP			18	100%	18
NORTH PINELLAS CHILDRENS MEDICAL CENTER			18	100%	18
MADISON CORE LABORATORIES		17	1	6%	18
DAVID LAWRENCE CENTER		15	3	17%	18
CANTON-POTSDAM HOSPITAL LABORATORY		18			18
PROFESSIONAL URGENT CARE SERVICES		13	5	28%	18
GOOD SAMARITAN SOCIETY OF DAYTONA		16	2	11%	18
FAMILY CARE CYPRESS CREEK		1	17	94%	18
MEDEXPRESS URGENT CARE - BLOOMINGTON		16	2	11%	18
MARION PEDIATRICS PA		14	4	22%	18
CARESPOT		1	17	94%	18
Gabisa Medical LLC		18			18
TIMBERLANE LODGE ALF	1	10	7	39%	18

COVID-19: testing by laboratory

Data through Jan 7, 2021 verified as of Jan 8, 2021 at 09:25 AM

Data in this report are provisional and subject to change.

The numbers in the table below represent the number of Florida and non-Florida residents for whom test results were received by the Department of Health. A person can be tested by more than one laboratory and can have both positive and negative results. **Therefore, the sum of the numbers in each column will be larger than the total number of people tested.**

Reporting lab	Inconclusive	Negative	Positive	Percent positive	Total
OAKMONTE VILLAGE		17	1	6%	18
MINUTE CLINIC DIAGNOSTIC OF SC, LLC #75		17	1	6%	18
FAMILY CARE PARTNERS URGENT CARE LLC		13	5	28%	18
TOTAL RENAL LABORATORIES INC		13	5	28%	18
FORT SANDERS REGIONAL LABORATORY		18			18
ALL PEDIATRIC CARE			17	100%	17
UVMCM MICROBIOLOGY		16	1	6%	17
WINTER PARK FAMILY PRACTICE LLC		17			17
JUPITER MEDICAL CENTER			17	100%	17
DUVAL PHARMACY		13	4	24%	17
CONSOLIDATED LAB SERVICES		8	9	53%	17
PENNSYLVANIA DEPARTMENT OF HEALTH BUREAU OF LABORATORIES			17	100%	17
Salerno Bay Health & Rehabilitation Center		13	4	24%	17
CARESPOT OF NOCATEE			17	100%	17
WALGREENS 4915		16	1	6%	17
LONG TERM CARE OF JAY, LLC			17	100%	17
WALGREEN EASTERN CO, INC		17			17
MICHELLE S PAGE MD PA		17			17
UM MILLER SCHOOL OF MEDICINE			17	100%	17
EASTERN SHORE URGENT CARE		9	8	47%	17
SOUTHEASTERN OUTPATIENT SURGERY CENTER		16	1	6%	17
WALGREENS COVID-19		14	3	18%	17
ST. JUDES LABORATORIES		12	5	29%	17
ST ELIZABETH MEDICAL CENTER LABORATORY		16	1	6%	17
URGENT CARE AT LONGWOOD			17	100%	17
NEW YORK PRESBYTERIAN - ALLEN HOSPITAL		17			17
URGENT CARE WEST CLINIC		14	3	18%	17
BAHIA OAKS LODGE		16	1	6%	17
ADVENT HEALTH CENTRA CARE - LAKE BUENA VISTA			17	100%	17
HEALTHCARE NOW			17	100%	17
COAST MED URGENT CARE		16	1	6%	17
ASCENSION ST VINCENT'S PRIMARY CARE			17	100%	17
WIREGRASS CLINIC LLC		14	3	18%	17
JUPITER MEDICAL CENTER URGENT CARE - STUART		9	8	47%	17
HEALTHPARK MEDICAL CENTER ABG LAB		16	1	6%	17
HOWARD BEACH URGENT CARE		17			17
Cleveland Clinic Laboratories		4	13	76%	17
MICHIGAN DEPARTMENT OF HEALTH AND HUMAN SERVICES			17	100%	17
APOLLO HEALTH & REHABILITATION		12	5	29%	17
TENNESSEE DEPARTMENT OF HEALTH		13	4	24%	17
KIVA AT CANTERBURY			17	100%	17
LONG BEACH URGENT CARE		17			17
BAY REGIONAL URGENT CARE		5	11	69%	16
BONIFAY NURSING AND REHABILITATION CENTER			16	100%	16
BIOREFERENCE LABORATORIES INC		3	13	81%	16
PRO HEALTH FAMILY PHYSICIANS, NYSTROM		16			16

COVID-19: testing by laboratory

Data through Jan 7, 2021 verified as of Jan 8, 2021 at 09:25 AM

Data in this report are provisional and subject to change.

The numbers in the table below represent the number of Florida and non-Florida residents for whom test results were received by the Department of Health. A person can be tested by more than one laboratory and can have both positive and negative results. **Therefore, the sum of the numbers in each column will be larger than the total number of people tested.**

Reporting lab	Inconclusive	Negative	Positive	Percent positive	Total
KEYSTYLE LIVING LLC	1	15			16
ST CATHERINE OF SIENA HOSPITAL		14	2	13%	16
MD BEAUTY LABS, PA		15	1	6%	16
REGENEXX TAMPA BAY		14	2	13%	16
VIRTUA		13	3	19%	16
ERIC C MARSHAL MD, PC DBA MINUTECLINIC		15	1	6%	16
MARTHA'S HOUSE & ASSISTED LIVING FACILITY		16			16
SRMC AVALON		9	7	44%	16
SHORE MEMORIAL HOSPITAL		14	2	13%	16
TOTAL ACCESS URGENT CARE			16	100%	16
CAREHERE- LCS LEESBURG			16	100%	16
GIBBENS FAMILY MEDICAL, LLC		9	7	44%	16
DALE MEDICAL CENTER		11	5	31%	16
XERA MED RESEARCH			16	100%	16
HEALTH CENTRAL HOSPITAL			16	100%	16
HUNTINGTON STATION URGENT CARE		15	1	6%	16
WEISS PEDIATRIC CARE LLC		14	2	13%	16
PINELLAS INTERNAL MEDICINE ASSOCIATES		15	1	6%	16
MILLENNIUM PHYSICIAN GRP LLC NAPLES PINE RIDGE			16	100%	16
JOSEPH MIGNOGNA		13	3	19%	16
URGENT CARE CLINIC OF LINCOLN		14	2	13%	16
ELAN SPANISH SPRINGS			16	100%	16
INTERNAL MEDICINE ASSOCIATES & SPECIALTIES INC		15	1	6%	16
OKEECHOBEE HEALTHCARE FACILITY			16	100%	16
FAST TRACK URGENT CARE CENTER - TYRONE			16	100%	16
MAGNOLIA PEDIATRICS		2	14	88%	16
PINES NURSING HOME		15	1	6%	16
CAPE CORAL HOSPITAL ABG LABORATORY		10	6	38%	16
ROADS PEDIATRICS,LLC		14	2	13%	16
ASSISTED LIVING OF BROWARD		16			16
ALL FLORIDA FAMILY & SPORTS MEDICINE		15	1	6%	16
GENOME LLC	1	10	5	31%	16
HORIZON ALF		15	1	6%	16
MEDEXPRESS - BLOOMIN BRANDS		4	12	75%	16
LA MER NH LLC		12	4	25%	16
MORRIS PARK URGENT CARE		13	3	19%	16
AUTUMN OF SARASOTA		12	4	25%	16
CRUCIAL CARE		10	6	38%	16
DARDEN WELLNESS CENTER		13	3	19%	16
RESOLVE MOLECULAR DIAGNOSTICS		12	4	25%	16
THE CANOPY AT HARPER LAKE	1		15	94%	16
DIATHERIX		13	2	13%	15
BAY STREET PHARMACY		15			15
HODGES CLUSTER		2	13	87%	15
HELIX DIAGNOSTICS			15	100%	15
KEY WEST MEDICAL CENTER	1	14			15

COVID-19: testing by laboratory

Data through Jan 7, 2021 verified as of Jan 8, 2021 at 09:25 AM

Data in this report are provisional and subject to change.

The numbers in the table below represent the number of Florida and non-Florida residents for whom test results were received by the Department of Health. A person can be tested by more than one laboratory and can have both positive and negative results. **Therefore, the sum of the numbers in each column will be larger than the total number of people tested.**

Reporting lab	Inconclusive	Negative	Positive	Percent positive	Total
DEPT OF VA MED CENTE-WEST PALM BEACH			15	100%	15
SUPERIOR RESIDENCES OF LECANTO			15	100%	15
TBI RESIDENTIAL SERVICES, INC.		15			15
ADVENT HEALTH - ZEPHYRHILLS			15	100%	15
BARNETT PARK			15	100%	15
NEWYORK-PRESBYTERIAN/ LAWRENCE HOSPITAL LABORATORY		13	2	13%	15
PANCARE HEALTH - BAY COUNTY - YOUNGSTOWN		13	2	13%	15
TOTTENVILLE CIRCLE URGENT CARE		15			15
EASTLAKE PEDIATRICS - TRINITY		15			15
NICEVILLE URGENT CARE			15	100%	15
MEADOWCREST MOLECULAR DIAGNOSTICS, LLC			15	100%	15
MEDEXPRESS URGENT CARE LEWISBURG		15			15
JESSIE TRICE COMMUNITY HEALTH SYSTEM, INC		1	14	93%	15
GLEN OAKS URGENT CARE		15			15
WALGREENS 3145		12	3	20%	15
NOVANT HEALTH GOHEALTH URGENT CARE-HARRISBURG		8	7	47%	15
SINAI HOSPITAL OF BALTIMORE		15			15
Z UROLOGY		15			15
AURORA DIAGNOSTICS		3	12	80%	15
THE TRADITION OF THE PALM BEACHES		15			15
LAKE PLACID HEALTH AND REHABILITATION			15	100%	15
ST VINCENT'S EAST		14	1	7%	15
HUNT CLUB MEDICAL		12	3	20%	15
FAMILY CARE CENTER OF ARLINGTON		10	5	33%	15
SHELBY BAPTIST MEDICAL CENTER		10	5	33%	15
HOLLEY-NAVARRE MEDICAL CLINIC		5	10	67%	15
BROOKDALE BRANDON	1	14			15
ADIRONDACK MEDICAL CENTER		15			15
HALIFAX HEALTH URGENT CARE		2	13	87%	15
GROWING TOGETHER PEDIATRICS, LLC		11	4	27%	15
TELEVISIT MALABAR PEDIATRICS		5	10	67%	15
BRIDGEWAY HEALTH CLINICS INC			15	100%	15
MILTON 4707		15			15
SPEARHEAD MEDICAL			15	100%	15
SOUTHCOR LABORATORY		2	13	87%	15
UAH STUDENT HEALTH CENTER		10	5	33%	15
ORLANDO HEALTH		2	13	87%	15
LIGHTHOUSE PEDIATRICS OF NAPLES		11	4	27%	15
SYNIVERSE WELLNESS CENTER		12	2	14%	14
ST JOSEPH HOSPITAL		13	1	7%	14
Summit Medical Group Westfield Lab		14			14
NCHD		4	10	71%	14
BIO-TECH CLINICAL LABORATORIES INC		14			14
ALAN L MELOTEK MD		14			14
OSCEOLA ALF OPERATOR, LLC DBA		14			14
ROBERT WOOD JOHNSON UNIVERSITY HOSP		12	2	14%	14

COVID-19: testing by laboratory

Data through Jan 7, 2021 verified as of Jan 8, 2021 at 09:25 AM

Data in this report are provisional and subject to change.

The numbers in the table below represent the number of Florida and non-Florida residents for whom test results were received by the Department of Health. A person can be tested by more than one laboratory and can have both positive and negative results. **Therefore, the sum of the numbers in each column will be larger than the total number of people tested.**

Reporting lab	Inconclusive	Negative	Positive	Percent positive	Total
BENTON HOUSE OF PORT ORANGE		8	6	43%	14
49D2045214PHYSICIAN OFFICE WAIVER MEDEXPRESS URGENT CARE - HARRISONBU		6	8	57%	14
ADVANCED URGENT CARE		12	2	14%	14
NEW YORK METHODIST HOSPITAL		13	1	7%	14
EPIPHANY HEALTH		8	6	43%	14
OCEANSIDE URGENT CARE		14			14
NORTHWESTERN MEMORIAL HOSPITAL			14	100%	14
BAPTIST MEDICAL CENTER EAST		11	3	21%	14
STATEN ISLAND UNIVERSITY HOSPITAL		13	1	7%	14
POLK CHD BARTOW		13	1	7%	14
BVL PEDIATRICS		14			14
Sovereign Laboratory Services, LLC		14			14
MEDEXPRESS URGENT CARE, MOON TOWNSHIP		13	1	7%	14
MULBERRY'S MOBILE PROVIDER SERVICES LLC			14	100%	14
Consulate Health Care of Jacksonville			14	100%	14
PROMEDICA LABORATORIES		11	3	21%	14
GRAND VILLA OF ST. PETERSBURG		12	2	14%	14
MEDEMERGE		13	1	7%	14
ST PETERSBURG PEDIATRICS-PARK BLVD		9	5	36%	14
SAN CARLOS PHARMACY		14			14
ROSLYN URGENT CARE		14			14
FLORIDA HOSPITAL WINTER GARDEN		13	1	7%	14
LIFESTREAM BEHAVIORIAL CENTER		10	4	29%	14
M&V SAN JOSE MEDICAL CENTER			14	100%	14
PROFESSIONAL PARK PEDIATRICS PA			14	100%	14
WELLINGTON FAMILY PRACTICE		13	1	7%	14
MINUTECLINIC DIAGNOSTIC OF ILLINOIS L		12	2	14%	14
PRATTVILLE BAPTIST HOSPITAL		11	3	21%	14
AUBURN COMMUNITY HOSPITAL		12	2	14%	14
MINUTECLINIC DIAGNOSTIC OF TN PC #378		13	1	7%	14
Belleair Healthcare Center		8	6	43%	14
HEALTHFIRST ADVENT HEALTH CENTRA CARE COCOA BEACH			14	100%	14
EXPRESS FAMILY CARE LLC			14	100%	14
GULFSIDE HOSPICE INC		11	3	21%	14
FUNGAL REFERENCE LABORATORY		12	2	14%	14
VALLEY IMMEDIATE CARE		12	2	14%	14
SIGNATURE HEALTHCARE OF ORANGE PARK		14			14
MORNINGSIDE MANOR & VILLA ADULT CARE C		14			14
DEPT OF VA MEDICAL CENTER - BAY PINES			14	100%	14
REGENCY SQUARE MALL - SEARS		2	12	86%	14
MERCY MEDICAL URGENT CARE CENTER INC		2	12	86%	14
COOPER HEALTHCARE		14			14
ASTORIA HEALTH AND REHABILITATION CENTER		13	1	7%	14
BOCA SIMON		2	12	86%	14
COMMUNITY MEDICAL CARE CENTER INC			14	100%	14
ROCKLEDGE		3	10	77%	13

COVID-19: testing by laboratory

Data through Jan 7, 2021 verified as of Jan 8, 2021 at 09:25 AM

Data in this report are provisional and subject to change.

The numbers in the table below represent the number of Florida and non-Florida residents for whom test results were received by the Department of Health. A person can be tested by more than one laboratory and can have both positive and negative results. **Therefore, the sum of the numbers in each column will be larger than the total number of people tested.**

Reporting lab	Inconclusive	Negative	Positive	Percent positive	Total
MONTEFIORE ST LUKE'S CORNWALL HOSPITAL		10	3	23%	13
D PEDIATRICS		12	1	8%	13
BASSETTI & ASSOCIATES, MD, PA			13	100%	13
CLINICAL LABORATORY SERVICES			13	100%	13
SOUTH NASSAU COMMUNITIES HOSPITAL		10	3	23%	13
LUCID DIAGNOSTICS LABS			13	100%	13
FORT WALTON BEACH DEVELOPMENTAL CENTER		12	1	8%	13
HEALTH MED CENTERS		13			13
SONATA BOYNTON BEACH		12	1	8%	13
Wesley Place on Honeysuckle		11	2	15%	13
MINUTECLINIC DIAGNOSTIC OF MICHIGAN		12	1	8%	13
CLEVELAND CLINIC			13	100%	13
BROOKLYN HOSPITAL CENTER DOWNTOWN CAMPUS		13			13
RIVERSIDE COTTAGES AT THE SHORES, LLC			13	100%	13
Sunnyside Care Center		13			13
PARKWEST MEDICAL CENTER		11	2	15%	13
CORE LABORATORY		1	12	92%	13
GRACE MEDICAL HOME		11	2	15%	13
ORANGE REGIONAL MEDICAL CENTER LABORATORY		10	3	23%	13
OPIS ISLAND LAKE CENTER		13			13
The Waterford		13			13
SHELBY COUNTY HEALTH CARE CORPORATION		10	3	23%	13
BROOKDALE DELAND			13	100%	13
ESCAMBIA COMMUNITY CLINIC		2	11	85%	13
JOSEPH SCHENKER MD PC DBA CENTERS URGENT		11	2	15%	13
KRYSTAL BAY NURSING AND REHABILITATION		10	3	23%	13
BROOKDALE CANOPY OAKS			13	100%	13
UNIVERSITY LAB			13	100%	13
ROWLETT MIDDLE ACADEMY		11	2	15%	13
CAMPBELL URGENT CARE			13	100%	13
JUST FOR KIDS PEDIATRICS		5	8	62%	13
CHILDRENS MEDICAL CENTER			13	100%	13
CHARLOTTE CHD PORT CHARLOTTE		11	2	15%	13
FLORIDA STATE HOSPITAL			13	100%	13
WELLMED AT NEW TAMPA		9	4	31%	13
BETHESDA HEALTH PHYSICIAN GROUP INC			13	100%	13
REGENCY OAKS HEALTH CENTER		11	2	15%	13
SPRINGWOOD COURT		8	5	38%	13
BAPTIST MEMORIAL HEALTH CARE		11	2	15%	13
TRINITY MEDICAL ASSOCIATES LLC			13	100%	13
FLORIDA ENDOSCOPY & SURGERY CTR LLC		13			13
SUNSHINE ASSISTED LIVING		13			13
PHELPS HOSPITAL LABORATORY		11	2	15%	13
HUDSON VALLEY HOSPITAL CENTER LABORATORY		12	1	8%	13
VILLA OF KINGS AND QUEENS OF DELRAY		13			13
ODYSSEY HEALTHCARE OF MARION COUNTY, LLC		13			13

COVID-19: testing by laboratory

Data through Jan 7, 2021 verified as of Jan 8, 2021 at 09:25 AM

Data in this report are provisional and subject to change.

The numbers in the table below represent the number of Florida and non-Florida residents for whom test results were received by the Department of Health. A person can be tested by more than one laboratory and can have both positive and negative results. **Therefore, the sum of the numbers in each column will be larger than the total number of people tested.**

Reporting lab	Inconclusive	Negative	Positive	Percent positive	Total
DYNAMIC DNA LAB		1	12	92%	13
CVS MINUTE CLINIC DIAGNOSTIC OF NORTH CAROL		12	1	8%	13
FAMILY AND INTERNAL MEDICINE AT AVALON PARK		11	2	15%	13
IN-OFFICE LAB		12	1	8%	13
BAYCARE MEDICAL GROUP INC			13	100%	13
NEMOURS CHILDREN'S URGENT CARE, ORLANDO - WATERFORD LAKES			13	100%	13
CENTER ONE SURGERY CENTER		9	4	31%	13
COLLEGE POINT URGENT CARE		12	1	8%	13
Baldwin Pediatrics		13			13
CAREATC			13	100%	13
EAR NOSE & THROAT ASSOCIATES OF MANATEE PA		13			13
Cross Care Center			13	100%	13
SOUTHEAST FAMILY HEALTHCARE CENTER			13	100%	13
WORLD WRESTLING ENTERTAINMENT			12	100%	12
IREPERTOIRE_MOL_LAB		12			12
MINUTE CLINIC DIAGNOSTIC OF VIRGINIA		9	3	25%	12
Bon Secours Maria Manor		9	3	25%	12
GLEN OAKS HEALTH AND REHABILITATION CENTER			12	100%	12
FLORIDA DEPT OF HEALTH		4	8	67%	12
HOLIDAY MEDICAL ASSOCIATES		1	11	92%	12
OCOEE PEDIATRICS		9	3	25%	12
ADVENT HEALTH - KISSIMMEE		3	9	75%	12
APPLE DIAGNOSTICS LAB		5	7	58%	12
FHCP-PORT ORANGE		3	9	75%	12
MELBOURNE FAMILY PRACTICE		11	1	8%	12
FAMILY CARE			12	100%	12
MCWHORTER SCHOOL OF PHARMACY		12			12
LEON CHD		12			12
ROCKLAND URGENT CARE FAMILY HEALTH NP		12			12
FLUSHING HOSPITAL MEDICAL CENTER		9	3	25%	12
TLC FAMILY CARE HOME INC		12			12
ROBERT H JENKINS JR VETERANS' DOMICILIARY HOME OF		10	2	17%	12
STEWART MELBOURNE HOSPITAL, INC	1		11	92%	12
MI2297090CV HOLLAND-23D2189684		12			12
BROOKDALE PADDOCK HILLS		12			12
FLORIDA ATLANTIC UNIVERSITY		10	2	17%	12
OLIVE BRANCH HEALTH AND REHABILITATION CENTER			12	100%	12
CARDIOLOGY AND MEDICINE ASSOCIATES INC		12			12
ST PETER'S UNIVERSITY HOSPITAL		9	3	25%	12
SUMMIT ATLANTIC SURGERY CENTER		12			12
ACADIAN DIAGNOSTIC LABORATORIES		8	4	33%	12
FLORIDA DEPARTMENT OF HEALTH IN HILLSBOROUGH COUNTY			12	100%	12
MINUTECLINIC DIAGNOSTIC OF RHODE ISLAND, LLC #590		12			12
NORTHWEST FLORIDA SLEEP			12	100%	12
BROWARD DIALYSIS			12	100%	12
MERIDIAN AT WATERWAYS, THE		10	2	17%	12

COVID-19: testing by laboratory

Data through Jan 7, 2021 verified as of Jan 8, 2021 at 09:25 AM

Data in this report are provisional and subject to change.

The numbers in the table below represent the number of Florida and non-Florida residents for whom test results were received by the Department of Health. A person can be tested by more than one laboratory and can have both positive and negative results. **Therefore, the sum of the numbers in each column will be larger than the total number of people tested.**

Reporting lab	Inconclusive	Negative	Positive	Percent positive	Total
MACKOUL PEDIATRICS FORT MYERS			12	100%	12
WACO HHSSURGEWACO	1	10	1	8%	12
GERALD J KIVETT MD		12			12
FORT CAROLINE GARDENS, INC		11	1	8%	12
MEDEXPRESS URGENT CARE - ROBINSON TWP, STEUBENVILLE PIKE		11	1	8%	12
LIFE CARE OF PORT SAINT LUCIE		3	9	75%	12
WOODHOUSE INC		12			12
MARQUES PEDIATRICS			12	100%	12
INNOVATIVE RESEARCH OF WEST FLORIDA		9	3	25%	12
UR CARE FAMILY AND SPORTS MEDICINE			12	100%	12
LADY LAKE SPECIALTY CARE			12	100%	12
AMELIA ASSISTED LIVING FACILITY		12			12
MINUTECLINIC DIAGNOSTICS MEDICAL GROUP		12			12
MD PLUS URGENT CARE, LLC			12	100%	12
MAITLAND PRIMARY CARE		9	3	25%	12
PRIMARY CARE MEDICINE	1	10	1	8%	12
Stratford Court of Palm Harbor		11	1	8%	12
MINUTECLINIC DIAGNOSTIC PA		11	1	8%	12
MINUTECLINIC MINUTECLINIC #8746		12			12
ST CLOUD MEDICAL GROUP		10	2	17%	12
MINUTECLINIC, LLC, DBA MINUTECLINIC #5		10	2	17%	12
BARTON FAMILY PRACTICE		7	5	42%	12
WAKULLA COUNTY HEALTH DEPARTMENT		5	7	58%	12
TOWERS HOME CARE		12			12
COMPREHENSIVE CHILDCARE ASSOCIATES		8	4	33%	12
MAINSTREET FAMILY SELECT		1	11	92%	12
BEST MEDICAL CENTER		8	4	33%	12
BRYAN WHITFIELD MEMORIAL HOSPITAL		8	4	33%	12
GRAND VILLA OF DELAND		9	3	25%	12
BROOKDALE MANDARIN CENTRAL			12	100%	12
CVS MINUTE CLINIC DIAGNOSTIC OF TEXAS LLC		9	3	25%	12
VPA PC LAB		12			12
BLISS HEALTHCARE SERVICES		1	11	92%	12
MERCY MEDICAL CENTER		5	7	58%	12
LAB UNKNOWN		1	11	92%	12
81ST MEDICAL GROUP			12	100%	12
LONG ISLAND JEWISH VALLEY STREAM		12			12
VERITAS RESEARCH CORP			12	100%	12
MASSACHUSETTS GENERAL HOSPITAL		1	11	92%	12
SUWANNEE COUNTY JAIL		11	1	8%	12
ALWAYS BEST CARE SENIOR SERVICES		10	2	17%	12
GARDENS HEALTH NH LLC		12			12
UC HEALTH UNIVERSITY HOSPITAL		10	2	17%	12
WALGREEN		4	8	67%	12
MINUTECLINIC LLC #5157		9	3	25%	12
NAPLES GREEN VILLAGE		12			12

COVID-19: testing by laboratory

Data through Jan 7, 2021 verified as of Jan 8, 2021 at 09:25 AM

Data in this report are provisional and subject to change.

The numbers in the table below represent the number of Florida and non-Florida residents for whom test results were received by the Department of Health. A person can be tested by more than one laboratory and can have both positive and negative results. **Therefore, the sum of the numbers in each column will be larger than the total number of people tested.**

Reporting lab	Inconclusive	Negative	Positive	Percent positive	Total
PATHLINE			12	100%	12
ARDEN COURTS OF PALM HARBOR			11	100%	11
GENTIVA HEALTH SERVICES		10	1	9%	11
PALM BEACH PATHOLOGY		9	2	18%	11
IMA MEDICAL CENTER		4	7	64%	11
JFK MEDICAL CENTER NORTH LAB		1	10	91%	11
Jupiter Medical Center Pavilion		10	1	9%	11
UMHC/SYLVESTER AT KENDALL		1	10	91%	11
TROPICANA		5	6	55%	11
CARINGTON MANOR		11			11
ELITE HOME HEALTH SERVICES		11			11
BHA CENTRAL COUNTY CLINIC		1	10	91%	11
WINTER PARK CARE AND REHABILITATION			11	100%	11
ACCESS MEDICAL CENTER			11	100%	11
UNIV OF NORTH ALABAMA HEALTH CENTER		11			11
ADVENT HEALTH - DELTONA ER		1	10	91%	11
MHHS All Lab Subsection		11			11
HIALEAH HOSPITAL RESPIRATORY DEPT			11	100%	11
Citymd Of Lacey		10	1	9%	11
DMH STEINHATCHEE FAMILY MEDICINE		8	3	27%	11
NORTHERN WESTCHESTER HOSPITAL LABORATORY		9	2	18%	11
PRIMECARE ACQUISITION FAMILY PRACTICE INC		11			11
MINUTECLINIC DIAGNOSTIC OF PENNSYLVANI		11			11
VIRTUA WEST JERSEY HOSPITAL VOORHEES		9	2	18%	11
St. Annes Nursing Center, St. Annes Residence, Inc.		11			11
FIRST CHOICE PEDIATRICS INC		10	1	9%	11
FORT HAMILTON URGENT CARE		11			11
LEHIGH VALLEY HOSPITAL		3	8	73%	11
LYSTER ACH FT RUCKER AL		10	1	9%	11
PINELLAS COUNTY HEALTH DEPARTMENT		2	9	82%	11
BELLEVUE HOSPITAL CENTER DEPARTMENT		11			11
NIGHT LITE PEDIATRICS CENTER, LLC		1	10	91%	11
LODGE HEALTH AND REHABILITATION CENTER, THE		11			11
QUOTIENT SCIENCES LABS LLC			11	100%	11
UNIVERSITY CENTRA CARE		10	1	9%	11
THE TERRACE OF SAINT CLOUD		9	2	18%	11
MINUTECLINIC DIAGNOSTIC OF NORTH CAROLINA PC		9	2	18%	11
JENNIFER J CHIAVETTA-GRLSANTI DC		8	3	27%	11
TREASURE COAST URGENT CARE			11	100%	11
ALBIBI		1	10	91%	11
AIM LABORATORIES			11	100%	11
DESOTO HEALTH AND REHAB LLC		7	4	36%	11
REDMED CLINIC OF ARLINGTON		10	1	9%	11
ST PETERSBURG PEDIATRICS-EAST BAY		4	7	64%	11
COLORADO DEPARTMENT OF PUBLIC HEALTH AND ENVIRONMENT			11	100%	11
MINUTECLINIC, LLC, DBA MINUTECLINIC #2544		10	1	9%	11

COVID-19: testing by laboratory

Data through Jan 7, 2021 verified as of Jan 8, 2021 at 09:25 AM

Data in this report are provisional and subject to change.

The numbers in the table below represent the number of Florida and non-Florida residents for whom test results were received by the Department of Health. A person can be tested by more than one laboratory and can have both positive and negative results. **Therefore, the sum of the numbers in each column will be larger than the total number of people tested.**

Reporting lab	Inconclusive	Negative	Positive	Percent positive	Total
RAINBOW PEDIATRICS			11	100%	11
AVOW HOSPICE INC		11			11
MEDICAL CENTER AFFILIATES WEST PALM			11	100%	11
ALCOVE ASSISTED LIVING FACILITY		11			11
PROHEALTH CARE ASSOCIATES MOBILE		9	2	18%	11
MORTON PLANT MEASE			11	100%	11
TELEVISIT PALM BAY FAMILY PRACTICE		9	2	18%	11
BAPTIST PRIMARY CARE PONTE VEDRA		6	5	45%	11
CARE FAST MURABELLA		7	4	36%	11
MINUTECLINIC DIAGNOSTIC OF NORTH CAROLINA		11			11
MI CASA DORADA ASSISTED LIVING FACILIT		11			11
CLEVELAND CLINIC FLORIDA		1	10	91%	11
INN AT LAKE SEMINOLE SQUARE, THE		11			11
DOCTORS MEDICAL CENTER OF WALTON COUNTY CLINIC			11	100%	11
Clearwater Center		6	5	45%	11
LAKELAND HILLS CENTER		4	7	64%	11
MEDEXPRESS URGENT CARE-ALTOONA		9	2	18%	11
SEMORAN FAMILY HEALTH LLC		10	1	9%	11
FAMILY PRACTICE ON THE GO		6	5	45%	11
BLOUNT MEMORIAL HOSPITAL		10	1	9%	11
JOSEF SCHENKER MD PC		10			10
KIDSVILLE PEDIATRICS			10	100%	10
CORONA PATHOLOGY		10			10
CREATIVE TESTING SOLUTIONS		3	7	70%	10
PANCARE HEALTH - WEWA ELEMENTARY			10	100%	10
INTERMOUNTAIN CENTRAL LAB		1	9	90%	10
BROOKDALE ST AUGUSTINE			10	100%	10
MINIMALLY INVASIVE VASCULAR INC		10			10
MEDEX REGIONAL LABORATORIES LLC		1	9	90%	10
TNC WALK IN CLINIC		7	3	30%	10
METHODIST MEDICAL CENTER		7	3	30%	10
RAINBOW PEDIATRIC CENTER		2	8	80%	10
AVANTE ST CLOUD		7	3	30%	10
MEYER PEDIATRICS CHTD		10			10
CARENOW URGENT CARE-BRENTWOOD		8	2	20%	10
AMBRY GENETICS CORPORATION		10			10
GENESIS		7	3	30%	10
JUPITER MEDICAL CENTER URGENT CENTER		4	6	60%	10
NEW JERSEY DEPARTMENT OF HEALTH COMMUNICABLE DISEASE SERVICE		3	7	70%	10
ARNOT OGDEN MEDICAL CENTER LABORATORY		10			10
VETERNANS ADMINISTRATION			10	100%	10
Maury Regional Hospital		6	4	40%	10
COVANCE CENTRAL LABORATORY			10	100%	10
COMMUNITY HEALTH CENTER		2	8	80%	10
BROWARD HEALTH CARE			10	100%	10
WATSON HEALTHCARE		7	3	30%	10

COVID-19: testing by laboratory

Data through Jan 7, 2021 verified as of Jan 8, 2021 at 09:25 AM

Data in this report are provisional and subject to change.

The numbers in the table below represent the number of Florida and non-Florida residents for whom test results were received by the Department of Health. A person can be tested by more than one laboratory and can have both positive and negative results. **Therefore, the sum of the numbers in each column will be larger than the total number of people tested.**

Reporting lab	Inconclusive	Negative	Positive	Percent positive	Total
MINUTECLINIC LLC #214		6	4	40%	10
CLEARWATER EMPLOYEE HEALTH CLINIC		4	6	60%	10
TENNESSEE DEPARTMENT OF HEALTH (TDH) - CENTRAL LABORATORY		2	8	80%	10
BIOTECH CLINICAL LABORATORIES, INC.		1	9	90%	10
NORTH OKALOOSA PHYSICIAN GROUP		10			10
MEDICAL LABORATORY DIAGNOSTICS			10	100%	10
MINUTECLINIC, LLC		8	2	20%	10
CBC LAB		3	7	70%	10
LIFE CARE CENTER OF PORT ST. LUCIE		7	3	30%	10
BROOKDALE PANAMA CITY		9	1	10%	10
MEDEXPRESS URGENT CARE - SEMINOLE SQUA		9	1	10%	10
PREMIER LABORATORY SERVICES, LLC		5	5	50%	10
VITALANT		1	9	90%	10
VASCONCELLO COHEN MD PA		9	1	10%	10
SIGMUND LABS LLC		10			10
EAR NOSE AND THROAT ASSOCIATES OF MANATEE, P.A.		7	3	30%	10
ISLAND LAKE CENTER		4	6	60%	10
MID-FLORIDA PATHOLOGY, LLC		10			10
PBC PREMIER FAMILY HEALTH			10	100%	10
PUTNAM COUNTY SHERIFFS OFFICE		8	2	20%	10
HORIZON MEDICAL GROUP		8	2	20%	10
STERLING HOUSE OF PUNTA GORDA		10			10
OHIO STATE UNIVERSITY MEDICAL CENTER			10	100%	10
BEAUMONT LABORATORY			10	100%	10
UNIVERSITY HOSPITAL UC HEALTH		6	4	40%	10
URGENT CARE CENTER AT PINNACLE		4	6	60%	10
PANCARE HEALTH - VERNON ELEMENTARY			10	100%	10
MEDEXPRESS URGENT CARE - TIMBERLAKE		10			10
BUREAU OF PUBLIC HEALTH		1	9	90%	10
URGENT TEAM		7	3	30%	10
EMERALD COAST PEDIATRICS			10	100%	10
WINSHIPS PHARMACY INC		10			10
PBSO WEST PALM FAMILY PRACTICE		1	9	90%	10
DIEGO FALLON MD PA		6	4	40%	10
HAZELDEN FLORIDA		10			10
LAKE NONA MEDICAL SERVICES		3	7	70%	10
EMERALD COAST HOSPICE - CRESTVIEW		10			10
BOCA RATON REGIONAL HOSPITAL LAB			10	100%	10
OCALA OAKS REHABILITATION CENTER		7	3	30%	10
GADSDEN REGIONAL MEDICAL CENTER		10			10
ONEIDA HEALTHCARE CENTER		8	2	20%	10
Hialeah Nursing And Rehabilitation Center		6	4	40%	10
MEDEXPRESS URGENT CARE PARKERSBURG		8	2	20%	10
WELLMED AT SOUTH PARSONS		8	2	20%	10
LAKE BALDWIN CBOC		9	1	10%	10
APPALACHIAN REGIONAL HEALTHCARE SYSTEM		10			10

COVID-19: testing by laboratory

Data through Jan 7, 2021 verified as of Jan 8, 2021 at 09:25 AM

Data in this report are provisional and subject to change.

The numbers in the table below represent the number of Florida and non-Florida residents for whom test results were received by the Department of Health. A person can be tested by more than one laboratory and can have both positive and negative results. **Therefore, the sum of the numbers in each column will be larger than the total number of people tested.**

Reporting lab	Inconclusive	Negative	Positive	Percent positive	Total
WILLISTON PEDIATRICS PA		5	5	50%	10
MINUTECLINIC #8699		7	3	30%	10
HCR MANORCARE		10			10
ADVENT HEALTH - WINTER HAVEN		6	4	40%	10
WELLMED AT PLANT CITY		6	4	40%	10
SOUTHEASTERN LABORATORY			10	100%	10
ADVENTHEALTH MEDICAL GROUP FAMILY & INTERNAL		7	3	30%	10
WELLMED AT LAKE COPELAND		5	5	50%	10
THREE OAKS PHARMACY INC		9			9
CHILDREN'S HEALTH CENTER INC.		7	2	22%	9
NORTHWEST FLORIDA COMMUNITY HOSPITAL LABORATORY		8	1	11%	9
BAYA URGENT CARE LLC		1	8	89%	9
PRECISION GENETICS			9	100%	9
PLYMOUTH HARBOR INCORPORATED		9			9
OUR HOME AT BEACON HILL			9	100%	9
COASTAL FAMILY PRACTICE		6	3	33%	9
STAR CARE		9			9
MONROE COUNTY DETENTION CENTER			9	100%	9
PARROTT MEDICAL CLINIC			9	100%	9
PATEL MEDICAL VENTURES		8	1	11%	9
ANY LAB TEST NOW INC			9	100%	9
SENIOR HOME CARE INC		9			9
BAYFRONT HEALTH ST PETERSBURG		8	1	11%	9
ADVENTHEALTH MEDICAL GROUP CARE CLINIC AT		7	2	22%	9
BAY BREEZE HEALTH AND REHABILITATION CENTER		6	3	33%	9
PEDIATRIC HEALTH CARE ALLIANCE			9	100%	9
FIRST CHOICE PEDIATRICS WINTER SPRINGS		9			9
CARENOW URGENT CARE - EAST NASHVILLE		8	1	11%	9
ADVENTHEALTH MEDICAL GROUP		9			9
FLORIDA DEPARTMENT OF HEALTH IN WALTON COUNTY		8	1	11%	9
FAMILY MEDICINE AT HUNTERS CREEK		9			9
NATURE COAST REGIONAL MEDICAL CENTER			9	100%	9
ARCPPOINT LABS OF WEST PALM BEACH			9	100%	9
MD NOW MEDICAL CENTERS INC			9	100%	9
MAINSTREET FAMILY CARE			9	100%	9
CVS MINUTE CLINIC DIAGNOSTIC OF WISCONSIN		9			9
NEMOURS CHILDREN'S PRIMARY CARE VERO BEACH			9	100%	9
NORTHWEST FLORIDA ENT, PA		3	6	67%	9
MICHIGAN DEPARTMENT OF COMMUNITY HEALTH		1	8	89%	9
LAKE NONA MEDICAL SERVICE LLC		9			9
WALGREENS 2941		8	1	11%	9
FAMILY HEALTH CENTER			9	100%	9
SAMARITAN MEDICAL CENTER		9			9
RICHMOND UNIVERSITY MEDICAL CENTER		7	2	22%	9
RIVERSIDE MEDICAL GROUP		8	1	11%	9
MOUNT DORA PEDIATRICS		8	1	11%	9

COVID-19: testing by laboratory

Data through Jan 7, 2021 verified as of Jan 8, 2021 at 09:25 AM

Data in this report are provisional and subject to change.

The numbers in the table below represent the number of Florida and non-Florida residents for whom test results were received by the Department of Health. A person can be tested by more than one laboratory and can have both positive and negative results. **Therefore, the sum of the numbers in each column will be larger than the total number of people tested.**

Reporting lab	Inconclusive	Negative	Positive	Percent positive	Total
NORTHBROOK CENTER FOR		8	1	11%	9
STATEN ISLAND UNIVERSITY HOSPITAL SEGUINE AVE		9			9
TMH PHYSICIAN PARTNERS - MONTICELLO		8	1	11%	9
UNAVAILABLE/UNKNOWN/NO INFORMATION FOUND			9	100%	9
VILLAGE PLACE HEALTH AND REHAB		9			9
TEXAS DEPARTMENT OF STATE HEALTH SERVICES		2	7	78%	9
LPG PEDIATRICS AT PAGE FIELD		9			9
MOSOLF PEDIATRICS			9	100%	9
CHEMISYS LABORATORIES		1	8	89%	9
MOLECULAR PATHOLOGY LABORATORY			9	100%	9
BAYONET POINT HOSPITAL			9	100%	9
CARENOW URGENT CARE-MT JULIET		8	1	11%	9
MINUTE CLINIC DIAGNOSTIC OF NEW JERSEY		9			9
ILLINOIS DEPT OF PUBLIC HEALTH LAB - SPRINGFIELD			9	100%	9
MIDMICHIGAN MEDICAL CENTER			9	100%	9
CAREHERE LAKE SCHOOLS EMPLOYEE HEALTH CENTER		5	4	44%	9
OMNI			9	100%	9
MINUTECLINIC DIAGNOSTIC OF MICHIGAN PC		9			9
FLORIDA PRESBYTERIAN HOMES INC		9			9
AVALON FAMILY RESORT ASSISTED LIVING LLC		9			9
WADSWORTH CENTER - DAVID AXELROD INSTITUTE		8	1	11%	9
BAPTIST PRIMARY BLACK CREEK SOUTH			9	100%	9
NORTHSHORE UNIVERSITY HEALTHSYSTEM EVANSTON HOSPITAL LAB			9	100%	9
GCPM MANUAL MICROBIOLOGY		1	8	89%	9
ADVENT HEALTH CENTRA CARE - ORANGE LAKE		1	8	89%	9
CROSSROADS URGENT CARE, PLLC		8			8
COLLIER COUNTY HEALTH DEPT.		4	4	50%	8
ORLANDO HEALTH PHYSICIAN ASSOCIATES		4	4	50%	8
DOCTOR'S IN HOUSE LAB			8	100%	8
MEDEXPRESS URGENT CARE - WINCHESTER GATEWAY		6	2	25%	8
WALK IN URGENT CARE			8	100%	8
NURSING PLUS OF BROWARD LLC		1	7	88%	8
PENSACOLA CLUSTER			8	100%	8
ATLANTIC CONSOLIDATED LABORATORY		8			8
DOH-TAMPA BRANCH LABORATORY (MLK BLVD)		4	4	50%	8
SURFSIDE URGENT CARE		5	3	38%	8
EXECUTIVE MEDICAL SERVICES		8			8
LIFE CARE CITRUS COUNTY			8	100%	8
BAYLOR GENETICS		6	2	25%	8
FHCP-ORANGE CITY			8	100%	8
CVS MINUTE CLINIC DIAGNOSTIC MED GRP OF CA		8			8
MID-HUDSON VALLEY DIVISION OF WESTCHESTER MEDICAL		8			8
NIGHT OWL PEDIATRICS URGENT CARE			8	100%	8
Hackensack Umc Mountainside		8			8
ADVENT HEALTH - FOUR CORNERS ER		8			8
MEDEXPRESS URGENT CARE - CHRISTIANBURG		7	1	13%	8

COVID-19: testing by laboratory

Data through Jan 7, 2021 verified as of Jan 8, 2021 at 09:25 AM

Data in this report are provisional and subject to change.

The numbers in the table below represent the number of Florida and non-Florida residents for whom test results were received by the Department of Health. A person can be tested by more than one laboratory and can have both positive and negative results. **Therefore, the sum of the numbers in each column will be larger than the total number of people tested.**

Reporting lab	Inconclusive	Negative	Positive	Percent positive	Total
MEDEXPRESS URGENT CARE-KATY		5	3	38%	8
GENE STREET LABORATORIES, LLC		6	2	25%	8
MEDEXPRESS URGENT CARE-LATROBE		8			8
FLORIDA MEDICAL CLINIC - MULTI SPECIALTY CAMPUS		2	6	75%	8
OPTUMCARE SOUTH FLORIDA, LLC		5	3	38%	8
ST JOHNS COUNTY DETENTION CENTER		8			8
PASSPORT HEALTH			8	100%	8
HUNTINGTON VILLAGE URGENT CARE		8			8
URGENT FAMILY CARE INC		5	3	38%	8
ROBERT WOOD JOHNSON HOSPITAL		7	1	13%	8
MONTEFIORE MEDICAL CENTER LABORATORIES - NORTH		8			8
CVS PHARMACY NO 274		8			8
ALLINA HEALTH - ABBOTT NORTHWESTERN HOSPITAL		5	3	38%	8
PRORENATA LABS		1	7	88%	8
ADVANCED DIAGNOSTIC LABORATORY		1	7	88%	8
NATIONAL GENETICS INST LABCORP		3	5	63%	8
ACCESS PHARMACY		8			8
INTERNAL MEDICINE ASSOCIATES OF JACKSON HOSPITAL			8	100%	8
PERSONAL PEDIATRICS PA		6	2	25%	8
HUNTINGTON URGENT CARE		8			8
HARBORCHASE OF DR PHILLIPS		7	1	13%	8
WHITE SANDS OUTPATIENT SERVICES (WSOP SERVICES LLC		8			8
ST. JOSEPH HOSPITAL AND HEALTH CARE INC.			8	100%	8
MONROE COUNTY HOSPITAL		6	2	25%	8
LAKEVIEW HEALTH SYSTEMS			8	100%	8
FLORIDA HEART AND VASCULAR MULTISPECIALTY GROUP		8			8
St Joseph's Hospital & Medical Center		8			8
URGENT CARE & FAMILY PRACTICE CENTER			8	100%	8
SIDDH INC DBA SAN CARLOS PHARMACY		6	2	25%	8
FOUNTAINVIEW BY FIVE STAR QUALITY CARE		7	1	13%	8
THE WOLFF CENTER FOR CHILD & ADOLESCENT HEALTH			8	100%	8
CARROLL GARDENS URGENT CARE		8			8
SYLVESTER AT PLANTATION LABORATORY		7	1	13%	8
AVANTE AT MT DORA		6	2	25%	8
MEDEXPRESS URGENT CARE - PANTOPS		7	1	13%	8
ASHRAF MEDICAL GROUP PLLC DBA PULSE M		7	1	13%	8
MEADOWCREST FAMILY PHYSICIANS PA			8	100%	8
HOLY NAME MEDICAL CENTER	1	6	1	13%	8
FAMILY MEDICINE AT LONGWOOD			8	100%	8
PASSPORT HEALTH OF TAMPA BAY		8			8
MEDEXPRESS URGENT CARE - BENTON HARBOR		8			8
SAMARITAN HOSPITAL LABORATORY		7	1	13%	8
BARTON PARKER OD PC		8			8
AVANTE AT LEESBURG INC		8			8
SURGOINSVILLE PHARMACY		8			8
GOLISANO CHILDREN'S HOSPITAL OF SOUTHWEST FLORIDA		6	2	25%	8

COVID-19: testing by laboratory

Data through Jan 7, 2021 verified as of Jan 8, 2021 at 09:25 AM

Data in this report are provisional and subject to change.

The numbers in the table below represent the number of Florida and non-Florida residents for whom test results were received by the Department of Health. A person can be tested by more than one laboratory and can have both positive and negative results. **Therefore, the sum of the numbers in each column will be larger than the total number of people tested.**

Reporting lab	Inconclusive	Negative	Positive	Percent positive	Total
LAKES DIALYSIS CENTER INC			8	100%	8
WESTCHESTER GENERAL HOSPITAL BLOOD GAS LAB			8	100%	8
MINUTECLINIC DIAGNOSTIC OF HAWAII LLC		8			8
MEDEXPRESS URGENT CARE - LAFAYETTE		7	1	13%	8
BEAUMONT EMERGENCY CENTER			8	100%	8
OHIO CVS STORES, LLC DBA		8			8
AVENTURA HOSPITAL AND MEDICAL CENTER			8	100%	8
DOCTOR'S IN-HOUSE LAB/COMMUNITY HEALTH CENTERS OF PINELLAS – CLEARWATE			8	100%	8
BLOCK NATION CHASE		4	4	50%	8
WANTAGH URGENT CARE		6	2	25%	8
JX REF LAB			8	100%	8
CIAN DIAGNOSTICS			8	100%	8
CVS MINUTE CLINIC, LLC		6	2	25%	8
MINUTE CLINIC LLC #1448		7	1	13%	8
UNIVERSITY MEDICAL CENTER		8			8
RED MOUNTAIN DIAGNOSTICS		8			8
MEDEXPRESS URGENT CARE - MONROE		8			8
HEALTHMARK REGIONAL HOSPITAL LAB		4	4	50%	8
BAPTIST OUTPATIENT			8	100%	8
PREMIER COMMUNITY HEALTHCARE GROUP INC		7	1	13%	8
BAPTIST HEALTH			8	100%	8
COMMONWEALTH OF MASSACHUSETTS			8	100%	8
MEDEXPRESS URGENT CARE MONACA		8			8
URGENT TEAM MANAGEMENT OF TENNESSEE		7	1	13%	8
MEDEXPRESS URGENT CARE - WASHINGTON		6	2	25%	8
THE VILLAGES HEALTH		5	3	38%	8
CONSULATE HEALTH CARE		7	1	13%	8
ORMOND BEACH CENTRA CARE			8	100%	8
WELLMED AT PORT ST LUCIE WEST		6	2	25%	8
MINUTE CLINIC LLC #5733		8			8
JOHNS HOPKINS MEDICAL LABORATORIES		1	7	88%	8
X-GENE MOLECULAR LABS		1	7	88%	8
GULF COAST MEDICAL GROUP		2	6	75%	8
ADVANCE URGENT CARE CENTER, LLC			8	100%	8
FLORIDA CLINICAL LAB		1	7	88%	8
MINUTECLINIC DIAGNOSTIC OF TN PC #566		7	1	13%	8
GENEUS DIAGNOSTICS			8	100%	8
JUNO DERMATOLOGY LLC		6	2	25%	8
ALACHUA COUNTY HEALTH DEPARTMENT		1	7	88%	8
EMERGENCY MEDICAL CENTER		3	5	63%	8
MINUTECLINIC DIAGNOSTIC OF LOUISIANA		7	1	13%	8
CVS HEALTH, #3396		7			7
BAPTIST PEDIATRICS		6	1	14%	7
DOCTOR'S IN-HOUSE LAB/COMMUNITY HEALTH CENTERS OF PINELLAS –PINELLAS P			7	100%	7
SURGERY CENTER OF CORAL GABLES LLC,THE		6	1	14%	7
MERCY HEALTH—MUSKEGON		6	1	14%	7

COVID-19: testing by laboratory

Data through Jan 7, 2021 verified as of Jan 8, 2021 at 09:25 AM

Data in this report are provisional and subject to change.

The numbers in the table below represent the number of Florida and non-Florida residents for whom test results were received by the Department of Health. A person can be tested by more than one laboratory and can have both positive and negative results. **Therefore, the sum of the numbers in each column will be larger than the total number of people tested.**

Reporting lab	Inconclusive	Negative	Positive	Percent positive	Total
JACKSON CLINIC PA,THE		3	4	57%	7
PEDIATRICS OF CENTRAL FLORIDA		5	2	29%	7
SARASOTA - ROBERT L TAYLOR COMMUNITY CENTER□		1	6	86%	7
CVS PHARMACY #8800		5	2	29%	7
Consulate Health Care of Brandon		7			7
BRADENTON PHYSICIANS MEDICAL CENTER			7	100%	7
HEALTHWORKS MED GROUP OF FLORIDA PA		2	5	71%	7
Rosewood Healthcare and Rehabilitation Center		5	2	29%	7
METROPOLITAN HOSPITAL CENTER		6	1	14%	7
ORANGE PARK PEDIATRICS		4	3	43%	7
LUXOR SCIENTIFIC LLC		1	6	86%	7
PBC FOUND CARE INC			7	100%	7
CENTERPLACE HEALTH			7	100%	7
MISSOURI DEPARTMENT OF HEALTH AND SENIOR SERVICES			7	100%	7
COMMUNITY MEDICAL AND DENTAL CARE INC		7			7
CARENOW URGENT CARE-MADISON		7			7
SOUTH COM HEALTH CLINIC, DEPT. OF THE ARMY		7			7
NEW YORK PRESBYTERIAN - LOWER MANHATTAN		7			7
UNIVERSITY OF WASHINGTON MEDICAL CENTER			7	100%	7
MEDEXPRESS URGENT CARE - FAYETTEVILLE		5	2	29%	7
ENT AND ALLERGY ASSOCIATES OF FLORIDA LLC		6	1	14%	7
DOCTORS CLINICAL LABORATORY, INC		5	2	29%	7
AZALEA HEALTH		2	5	71%	7
ALLEGRO - TAMPA	1	4	2	29%	7
NORTON HEALTHCARE			7	100%	7
HEARTLAND PEDIATRICS OF LAKE PLACID			7	100%	7
Thermopolis Rehabilitation Wellness		7			7
CENTRAL FLORIDA PEDIATRIC URGENT CARE LLC		6	1	14%	7
MEDEXPRESS URGENT CARE CHARLESTON		5	2	29%	7
JUPITER ISLAND PUBLIC SAFETY		5	2	29%	7
WYOMING COUNTY COMMUNITY HOSPITAL LABORATORY		7			7
WATERFORD AT CREEKSIDE, THE			7	100%	7
CLEVELAND TENNESSEE HOSPITAL COMPANY		6	1	14%	7
HEALTH CARE LABORATORY SERVICES		1	6	86%	7
ADVENT HEALTH MEDICAL GROUP- FAMILY MEDICINE AT DR. PHILIPS		3	4	57%	7
ORANGE PARK PEDIATRIC ASSOCIATES		1	6	86%	7
SEA LEVEL LABS			7	100%	7
A PLUS PEDIATRICS		5	2	29%	7
HEALTH NETWORK LABORATORIES		6	1	14%	7
ECLRS		2	5	71%	7
FLORIDA HOSPITAL KISSIMMEE		4	3	43%	7
LAB UNKNOWN		6	1	14%	7
WELLIGENT			7	100%	7
VERMONT DEPARTMENT OF HEALTH		1	6	86%	7
CORNER OAK ESTATE LLC		7			7
FLORIDA HOSPITAL WINTER PARK		6	1	14%	7

COVID-19: testing by laboratory

Data through Jan 7, 2021 verified as of Jan 8, 2021 at 09:25 AM

Data in this report are provisional and subject to change.

The numbers in the table below represent the number of Florida and non-Florida residents for whom test results were received by the Department of Health. A person can be tested by more than one laboratory and can have both positive and negative results. **Therefore, the sum of the numbers in each column will be larger than the total number of people tested.**

Reporting lab	Inconclusive	Negative	Positive	Percent positive	Total
ST JUDE LABORATORIES		5	2	29%	7
ROSS MEDICAL GROUP			7	100%	7
HOLMES COUNTY HEALTH DEPARTMENT		3	4	57%	7
MEDEXPRESS URGENT CARE, BUTLER		4	3	43%	7
MINUTE CLINIC DIAGNOSTIC OF SC, LLC #42		6	1	14%	7
VETERANS AFFAIRS MEDICAL CENTER - OUTPATIENT			7	100%	7
FLORIDA DIGESTIVE AND LIVER SPECIALIST		7			7
BREVARD HEALTH ALLIANCE INC, THE		2	5	71%	7
BAYCARE MEDICAL GROUP		1	6	86%	7
DIAGNOSTIC CLINIC		6	1	14%	7
CHILDREN'S HEALTHCARE OF ATLANTA/EGLESTON		7			7
LABCORP TAMPA		5	2	29%	7
SCHOOL OF PHARMACY AND PHARMACEUTICAL		7			7
IRL MARKET LAB			7	100%	7
ST CLOUD PHYSICIAN MANAGMENT LLC		7			7
NOVANT HEALTH INPATIENT CARE		2	5	71%	7
LYNMOORE,THE		7			7
QUE		4	3	43%	7
ELTINGVILLE CIRCLE URGENT CARE		7			7
THE MARY IMOGENE BASSETT HOSPITAL		7			7
TRUE HEALTH		5	2	29%	7
NASSAU COUNTY JAIL		7			7
PUTNAM COUNTY EMERGENCY RESCUE SERVICE		4	3	43%	7
GUARDANT HEALTH		4	3	43%	7
FLORIDA CENTER FOR DERMATOLOGY LABORATORY			7	100%	7
GENTRY PARK ORLANDO ASSISTED LIVING		6	1	14%	7
PENINSULA CARE AND REHABILITATION CENTER			7	100%	7
SONORA QUEST LABORATORIES			7	100%	7
MEDEXPRESS URGENT CARE - MAPLE DRIVE		7			7
AEGIS MEDICAL GROUP			7	100%	7
ALACHUA			7	100%	7
MED LABS DIAGNOSTICS		4	3	43%	7
GRAND VILLA OF ALTAMONTE SPRINGS		1	6	86%	7
MONTEFIORE MEDICAL CENTER LABORATORIES - WEILER		5	2	29%	7
MEDLABS DIAGNOSTICS		7			7
Ocoee Health Care Center		7			7
NOVALIFE MEDSPA			7	100%	7
PALM POINT BEHAVIORAL HEALTH		7			7
RIVER OAKS TREATMENT CENTER			7	100%	7
AVON PARK PEDIATRICS			7	100%	7
MULBERRY CARE CENTER		4	3	43%	7
BROOKDALE PENSACOLA		7			7
DORAL URGENT CARE			7	100%	7
RIVERVIEW REGIONAL MEDICAL CENTER		6	1	14%	7
DEPARTMENT OF HEALTH- CITRUS COUNTY			7	100%	7
WOODLAND TOWERS		6	1	14%	7

COVID-19: testing by laboratory

Data through Jan 7, 2021 verified as of Jan 8, 2021 at 09:25 AM

Data in this report are provisional and subject to change.

The numbers in the table below represent the number of Florida and non-Florida residents for whom test results were received by the Department of Health. A person can be tested by more than one laboratory and can have both positive and negative results. **Therefore, the sum of the numbers in each column will be larger than the total number of people tested.**

Reporting lab	Inconclusive	Negative	Positive	Percent positive	Total
Sunset Lake Health and Rehabilitation Center		7			7
KEYSTONE PLACE AT NAPLES PRESERVE		4	3	43%	7
TRUE HEALTH DIAGNOSTICS		1	6	86%	7
ARCHBOLD MEMORIAL HOSPITAL/LAB		3	4	57%	7
LEE COUNTY HEALTH DEPARTMENT		4	3	43%	7
MONTEFIORE NYACK HOSPITAL AFFILIATED LABORATORY		7			7
LEPE'S HOUSE			7	100%	7
WILDLIGHT LAB			7	100%	7
HOLY GARDEN ALF, INC.		7			7
IU HEALTH PATHOLOGY		1	5	83%	6
AFC URGENT CARE - CEDAR GROVE		6			6
ST VINCENT'S CHILTON		4	2	33%	6
CONCORD LIFE SCIENCES LLC		1	5	83%	6
INTERNAL MEDICINE LIPID AND WELNNESS PRACTICE			6	100%	6
PRIMECARE AT PORT ORANGE			6	100%	6
PUBLIC HEALTH LAB		6			6
VALDOSTA FAMILY MEDICINE			6	100%	6
Manor Care of Dunedin		6			6
BETH ISRAEL DEACONESS MEDICAL CENTER			6	100%	6
MINUTECLINIC, LLC #4230		5	1	17%	6
CAPRONA GROUP HOME			6	100%	6
PROHEALTH MED		1	5	83%	6
MIAMI BEACH COMMUNITY HEALTH CENTER INC			6	100%	6
ATLAN		5	1	17%	6
EXPRESS DOCS LLC			6	100%	6
GRACE REHABILITATION CENTER OF VERO BEACH		4	2	33%	6
UT MEMPHIS UNIVERSITY HEALTH SERVICES			6	100%	6
WATAUGA MEDICAL CENTER		4	2	33%	6
UNILAB		2	4	67%	6
CLEARWATER PEDIATRIC CARE		1	5	83%	6
BROWARD COUNTY HEALTH DEPT.			6	100%	6
TIFFANY LAKE CARE CENTERS INC		6			6
YORKVILLE PEDIATRIC URGENT CARE		6			6
FORT PIERCE FAMILY CARE INC		3	3	50%	6
FLORIDA CANCER SPECIALISTS & RESEARCH INSTITUTE		5	1	17%	6
MINUTECLINIC, LLC #05038		6			6
CARENOW URGENT CARE-SOUTHLAKE			6	100%	6
RIVERWOOD CENTER,THE			6	100%	6
FLORIDA MEDICAL SPECIALISTS		2	4	67%	6
ISLAND COAST PEDIATRICS IN-HOUSE LAB		6			6
THE CLINIC PREMISE HEALTH			6	100%	6
Northwell Lab		2	4	67%	6
FLORIDA WOMAN CARE LABORATORY			6	100%	6
BAYCARE ALLIANT HOSPITAL			6	100%	6
ABBEY MANOR RETIREMENT RESIDENCE INC		6			6
RICH STREET GROUP HOME			6	100%	6

COVID-19: testing by laboratory

Data through Jan 7, 2021 verified as of Jan 8, 2021 at 09:25 AM

Data in this report are provisional and subject to change.

The numbers in the table below represent the number of Florida and non-Florida residents for whom test results were received by the Department of Health. A person can be tested by more than one laboratory and can have both positive and negative results. **Therefore, the sum of the numbers in each column will be larger than the total number of people tested.**

Reporting lab	Inconclusive	Negative	Positive	Percent positive	Total
LAKE CO EMPLOYEE HEALTH AND WELLNESS CENTER		5	1	17%	6
AIR, LAND & SEA PHYSICALS & CONSULTATIONS, LLC		6			6
OSWEGO HOSPITAL LABORATORY		6			6
ST VINCENT'S ST CLAIR		3	3	50%	6
NORTH BEACH REHABILITATION CENTER		5	1	17%	6
CARESOUTH HHA HOLDINGS OF TALLAHASSEE LLC		6			6
ENIGMA DIAGNOSTIC, INC.			6	100%	6
MEDEXPRESS URGENT CARE - MIDLOTHIAN		6			6
CVS MINUTE CLINIC DIAGNOSTIC OF TEXAS, LLC		6			6
PATHGROUP LABS, LLC		4	2	33%	6
MEDEXPRESS URGENT CARE - SALEM		3	3	50%	6
NOT INDICATED		1	5	83%	6
ROSEMONT GARDENS INC		6			6
GLEN FALLS HOSPITAL DEPARTMENT OF PATHOLOGY		6			6
MEDEXPRESS URGENT CARE- MARYLAND		6			6
MC DIAGNOSTIC OF CONNECTICUT, PC #1960		6			6
FIRST COAST CARDIOVASCULAR INSTITUTE PA			6	100%	6
IGENEX INC		6			6
LUMADOC HEALTH		4	2	33%	6
ARLINGTON OF NAPLES		6			6
TEXAS MEDCLINIC			6	100%	6
VIBRANT AMERICA		4	2	33%	6
MEDICANA NURSING AND REHAB CENTER			6	100%	6
TIMBER CREEK PEDIATRICS		6			6
CAPE CORAL URGENT CARE		3	3	50%	6
ST CHARLES HOSPITAL LABORATORY		6			6
PREMIER URGENT CARE CENTER LLC			6	100%	6
MERCY COLLEGE HEALTH OFFICE		6			6
LAWTON CHILES HEALTH CENTER		1	5	83%	6
PALMETTO HEALTH ALLIANCE		3	3	50%	6
FAMILY MEDICINE OF WESTON LLC			6	100%	6
BENSONHURST URGENT CARE		6			6
LAKE COUNTY SCHOOLS EMPLOYEE HEALTH CENTER		3	3	50%	6
AARK LABORATORY		6			6
FLORIDA HOSPITAL APOPKA		5	1	17%	6
PENN MEDICINE PRINCETON MEDICAL CENTER		6			6
MEDEXPRESS URGENT CARE-PITTSFIELD		6			6
CARENOW URGENT CARE-GREEN HILLS		6			6
AMERICAN HOUSE FORT MYERS		6			6
CONCENTRA			6	100%	6
THE VILLAGES REGIONAL HOSPITAL FREESTANDING		3	3	50%	6
AMERICAN HEALTH ASSOCIATES INC		1	5	83%	6
RAINBOW PEDIATRIC CENTER PA		4	2	33%	6
BROOKDALE COLONIAL PARK		5	1	17%	6
MINUTECLINIC, LLC, DBA MINUTECLINIC #6106		5	1	17%	6
LAKE HOWARD HEIGHTS	1	5			6

COVID-19: testing by laboratory

Data through Jan 7, 2021 verified as of Jan 8, 2021 at 09:25 AM

Data in this report are provisional and subject to change.

The numbers in the table below represent the number of Florida and non-Florida residents for whom test results were received by the Department of Health. A person can be tested by more than one laboratory and can have both positive and negative results. **Therefore, the sum of the numbers in each column will be larger than the total number of people tested.**

Reporting lab	Inconclusive	Negative	Positive	Percent positive	Total
DOH JACKSONVILLE CENTRAL LABORATORY		3	3	50%	6
MEDEXPRESS URGENT CARE - ELM GROVE		5	1	17%	6
CAREWELL 301 - WARWICK			6	100%	6
MEDEXPRESS URGENT CARE - BEECH GROVE		5	1	17%	6
MAIMONIDES MEDICAL CENTER		4	2	33%	6
LIFE'S SPECIAL MOMENTS INC		6			6
ADVENT HEALTH APOPKA		2	4	67%	6
DEBARY HEALTH AND REHABILITATION CENTER		6			6
MINUTECLINIC DIAGNOSTIC OF NEW JERSEY, LLC # 7069		6			6
NATIONAL MENTOR HEALTHCARE LLC			6	100%	6
VITAS HEALTH INC			6	100%	6
URGENT TEAM - MUSCLE SHOALS		6			6
ADVENTHEALTH MEDICAL GROUP PEDIATRICS AT		2	4	67%	6
DALLAS COUNTY HEALTH AND HUMAN SERVICES			6	100%	6
SAINT PETER'S UNIVERSITY HOSPITAL		6			6
CARE HERE		1	5	83%	6
GENETIC TECHNOLOGICAL INNOVATIONS			6	100%	6
SOUTH CAROLINA DEPARTMENT OF HEALTH			6	100%	6
CVS MINUTE CLINIC DIAGNOSTIC OF TEXAS,LLC		4	2	33%	6
RIVER CITY PRIMARY AND URGENT CARE			6	100%	6
ASSOCIATES MD CYPRESS CREEK			6	100%	6
OPTUM SILVER LAKES			6	100%	6
PR HEALTH		1	5	83%	6
FREEDOM SQUARE NURSING CENTER			6	100%	6
JERSEY SHORE MEDICAL CENTER		6			6
ST LUKES ROOSEVELT LABORATORY		6			6
BAYCARE MEDICAL GROUP INC			6	100%	6
MEDICAL CENTER AT OCEAN REEF		1	5	83%	6
THOMAS JEFFERSON UNIVERSITY HOSPITAL		4	2	33%	6
WILTON MANORS HEALTH & REHABILITATION CENTER			6	100%	6
WELL-BEING MEDICAL CENTER PLLC		5	1	17%	6
NORTHERN DUTCHESS HOSPITAL LABORATORY		5	1	17%	6
PALMS, THE		6			6
MEDEXPRESS URGENT CARE - HOT SPRINGS		6			6
CVS MINUTE CLINIC			6	100%	6
MEDEXPRESS URGENT CARE - STAUNTON		2	4	67%	6
ETHOS LABORATORIES		6			6
Avante at Orlando		5	1	17%	6
CAPITAL HEALTH PLAN LABORATORIES			6	100%	6
XPRESS URGENT CARE LLC		6			6
Lab MSMC Hialeah			6	100%	6
BOCA SIMON LAB		1	5	83%	6
TAMIAMI LAB MILLENIUM			6	100%	6
CHILDREN'S HOSPITAL OF PHILADELPHIA		5	1	17%	6
MEDEXPRESS ELKINS		6			6
DR PHILLIPS MEDICAL WELLNESS CENTER		6			6

COVID-19: testing by laboratory

Data through Jan 7, 2021 verified as of Jan 8, 2021 at 09:25 AM

Data in this report are provisional and subject to change.

The numbers in the table below represent the number of Florida and non-Florida residents for whom test results were received by the Department of Health. A person can be tested by more than one laboratory and can have both positive and negative results. **Therefore, the sum of the numbers in each column will be larger than the total number of people tested.**

Reporting lab	Inconclusive	Negative	Positive	Percent positive	Total
MINUTECLINIC DIAGNOSTIC OF NORTH CAROLINA, PC		5	1	17%	6
BOCA VIPEDIATRICS			6	100%	6
OPTIONS FOR SENIORS INC DBA PALM KREST MANOR		4	2	33%	6
LAKE COUNTY DETENTION CENTER		3	2	40%	5
MC DIAGNOSTIC OF CONNECTICUT, PC #775		4	1	20%	5
WINDSOR OF GAINESVILLE		5			5
COOPER HOSPITAL/UNIVERSITY MEDICAL		5			5
MAXHEALTH		4	1	20%	5
SOUTHERN OCEAN MEDICAL CENTER		5			5
URGENT CARE OF LONGWOOD			5	100%	5
ST CLOUD COMPOUNDING PHARMACY & WELLNESS CENTER		5			5
INDIAN RIVER PRIMARY CARE PA		5			5
CVS MINUTE CLINIC DIAGNOSTIC OF NEW JERSEY		5			5
Army Residence Community		5			5
JOHN T MATHER MEMORIAL HOSPITAL LABORATORY		5			5
NORTH FLORIDA PEDIATRICS JASPER			5	100%	5
MINUTECLINIC DIAGNOSTIC OF PA, LLC (1036)		4	1	20%	5
COMMONS AT ORLANDO LUTHERAN TOWERS SNF			5	100%	5
NOVANT HEALTH UVA		2	3	60%	5
MINUTE CLINIC		1	4	80%	5
INSPIRED LIVING AT PALM BAY		5			5
EGL GENETICS DIAGNOSTICS			5	100%	5
OPTIMAL CARE PEDIATRICS			5	100%	5
SHERMAN-ABRAMS LABORATORY INC		5			5
PALM BEACH COUNTY HEALTH DEPARTMENT LABORATORY			5	100%	5
MINUTECLINIC MINUTECLINIC #4977		3	2	40%	5
MINUTECLINIC DIAGNOSTIC MEDICAL GROUP		5			5
JOSEF SCHENKER MD PC DBA CENTERS URGENT		4	1	20%	5
MEDEXPRESS URGENT CARE - RICHMOND, NINE MILE RD		5			5
MEDEXPRESS URGENT CARE PORT HURON		4	1	20%	5
THE PLAZA AT PARKSQUARE		5			5
SUTTER TRACY COMMUNITY HOSPITAL			5	100%	5
ACE BIOMEDICAL LABS LLC			5	100%	5
MINUTECLINIC DIAGNOSTIC OF NEW JERSEY,		5			5
UNIVERSITY OF CHICAGO MEDICAL CENTER LAB			5	100%	5
MINUTECLINIC DIAGNOSTIC OF TN PC #320		5			5
MC DIAGNOSTIC OF CONNECTICUT PC #459		5			5
MANATEE PEDIATRICS			5	100%	5
BROWNE MEDICAL		5			5
AMERICAN MEDICAL RESPONSE - DENVER		2	3	60%	5
MEDEXPRESS URGENT CARE - SWANSEA, N ILLINOIS ST		4	1	20%	5
FAMILY CARE MEDICAL CENTER			5	100%	5
COMMUNITY HEALTH OF SOUTH FLORIDA			5	100%	5
LONG ISLAND JEWISH FOREST HILLS HOSPITAL		5			5
CURATIVE CARE CENTER INC		1	4	80%	5
Life Care Center of Estero			5	100%	5

COVID-19: testing by laboratory

Data through Jan 7, 2021 verified as of Jan 8, 2021 at 09:25 AM

Data in this report are provisional and subject to change.

The numbers in the table below represent the number of Florida and non-Florida residents for whom test results were received by the Department of Health. A person can be tested by more than one laboratory and can have both positive and negative results. **Therefore, the sum of the numbers in each column will be larger than the total number of people tested.**

Reporting lab	Inconclusive	Negative	Positive	Percent positive	Total
BAPTIST HEALTH - TOWN CENTER			5	100%	5
UPMC HEALTH SYSTEM		4	1	20%	5
Kennedy University Hospital		5			5
PARRISH HEALTH CENTER		5			5
DEPARTMENT OF HEALTH AND HUMAN SERVICES LANSING			5	100%	5
LABCORP UNSPECIFIED		5			5
NORTHPORT MEDICAL CENTER LAB		5			5
MEDEXPRESS URGENT CARE-DUBOIS		5			5
TANNER MEDICAL CENTER EAST AL		5			5
THE UNIVERSITY OF VERMONT MEDICAL CENTER		4	1	20%	5
Grand Villa of Deerfield Beach		3	2	40%	5
ADVENTIST HEALTH SYSTEM FLORIDA DEPT OF HEALTH		3	2	40%	5
ST JOSEPH WOMENS HOSPITAL			5	100%	5
JOE DIMAGGIO CHILDREN'S HOSPITAL		1	4	80%	5
MANATEE COUNTY JAIL		4	1	20%	5
PRECISION LABS LLC		2	3	60%	5
MEDEXPRESS URGENT CARE-MUNCIE		5			5
HAWTHORNE INN OF LAKE LAND		5			5
OMNICARE PHARMACY OF TEXAS 1, LP DBA OMNICARE		5			5
ST JOHNS BIOMEDICAL LAB		5			5
MOUNT SINAI BROOKLYN LABORATORY		4	1	20%	5
Grand Villa of Clearwater		4	1	20%	5
OPTUM CARE FLORIDA, LLC		3	2	40%	5
FLORIDA DEPARTMENT OF HEALTH - INVERNESS		3	2	40%	5
MIAMI CANCER INSTITUTE			5	100%	5
HUNTERS CREEK PEDIATRICS		5			5
MEDICAL CENTER OF BLOUNTSTOWN			5	100%	5
HENDRY REGIONAL CONVENIENT CARE CENTER			5	100%	5
REHABILITATION CENTER AT JUPITER GARDENS		5			5
UNIVERSITY OF MIAMI MILLER SCHOOL OF MEDICINE			5	100%	5
INTERNAL MEDICINE & PRIMARY CARE ASSOCIATES, PLC			5	100%	5
CORAL LANDING ASSISTED LIVING		5			5
DICKSON MEDICAL ASSOCIATES PC PATH LAB		4	1	20%	5
RUSH UNIVERSITY MEDICAL CENTER LABORATORY			5	100%	5
TAMPA BAY CONCIERGE DOCTOR, LLC		5			5
BAYSHORE LABORATORY		4	1	20%	5
Westchester General Hospital			5	100%	5
BOCA BIOLISTICS LLC			5	100%	5
EASTCHESTER PEDIATRIC MEDICAL GROUP		5			5
LANE PEDIATRICS PA			5	100%	5
BROOKDALE CLERMONT			5	100%	5
ANYLABTESTNOW			5	100%	5
APOLLO GARDENS RETIREMENT RESIDENCE CARE		5			5
WATERTOWN URGENT CARE PLLC		5			5
MEDEXPRESS URGENT CARE-PETERS TWP		5			5
FLORIDA HOSPITAL LAKE MARY		5			5

COVID-19: testing by laboratory

Data through Jan 7, 2021 verified as of Jan 8, 2021 at 09:25 AM

Data in this report are provisional and subject to change.

The numbers in the table below represent the number of Florida and non-Florida residents for whom test results were received by the Department of Health. A person can be tested by more than one laboratory and can have both positive and negative results. **Therefore, the sum of the numbers in each column will be larger than the total number of people tested.**

Reporting lab	Inconclusive	Negative	Positive	Percent positive	Total
GREENVILLE MEMORIAL HOSPITAL LAB			5	100%	5
URGENT MEDICAL CENTER INC		2	3	60%	5
ATLANTIC COMMUNITY HIGH SCHOOL		4	1	20%	5
WEST PACIFIC MEDICAL LABORATORY			5	100%	5
BETHESDA COMMUNITY HEALTH CENTER			5	100%	5
PERDIDO URGENT CARE			5	100%	5
DAVITA DIALYSIS		4	1	20%	5
MOBILE RESPONSE DIAGNOSTICS LLC		5			5
FHMG_FM AND IM AVALON PARK		1	4	80%	5
XRL SXF REF LAB		5			5
URGENT CARE USA LLC			5	100%	5
MINUTECLINIC DIAGNOSTIC OF TN, PC 4992		5			5
ASCENSION ST VINCENT'S CLAY COUNTY			5	100%	5
ORCHID COVE		2	3	60%	5
LAKEWOOD RANCH MEDICAL CENTER CLINICAL LAB			5	100%	5
VIERA PEDIATRICS		1	4	80%	5
MEDEXPRESS URGENT CARE - WILLIAMSPORT		4	1	20%	5
CHAMPLAIN VALLEY PHYSICIANS HOSPITAL		3	2	40%	5
UCF STUDENT HEALTH SERVICES LABORATORY		2	3	60%	5
PEDIATRIC URGENT HEALTH CARE			5	100%	5
CENTREX CLINICAL LABS INC		5			5
ATMORE NURSING CENTER		4	1	20%	5
MEDEXPRESS URGENT CARE - HUNTINGTON WE		5			5
CARL R DARNALL ARMY MEDICAL CENTER			5	100%	5
PANIRA HEALTHCARE CLINIC			5	100%	5
UT SOUTHWESTERN MEDICAL CENTER			5	100%	5
FRANCES WARDE MEDICAL LABORATORY		2	3	60%	5
ILLINOIS DEPARTMENT OF PUBLIC HEALTH			5	100%	5
MACCLENNEY NURSING AND REHAB			5	100%	5
JUPITER ISLAND MEDICAL CLINIC INC		5			5
GUTHRIE MEDICAL GROUP LABORATORIES		5			5
MINUTECLINIC, LLC #244		4	1	20%	5
DR. PHILLIPS MEDICAL WELLNESS CENTER		3	2	40%	5
DOCS URGENT CARE		1	4	80%	5
MINUTE-CLINIC DIAGNOSTIC OF VIRGINIA, LLC #2003		4	1	20%	5
INDIANA STATE DEPARTMENT OF HEALTH		1	4	80%	5
CAREHERE LCS- EUSTIS			5	100%	5
NEW HAMPSHIRE DEPARTMENT OF HEALTH AND HUMAN SERVICES		3	2	40%	5
LEE MEMORIAL HEALTH SYSTEM		2	3	60%	5
Florida Clinical Laboratory		1	4	80%	5
KENILWORTH CARE & REHABILITATION CENTER			5	100%	5
ELLIS HOSPITAL LABORATORY		5			5
WESTMINSTER SHORES			5	100%	5
CLEVELAND CLINIC MARTIN HEALTH NURSING & RESTORATIVE		5			5
CARLOS PORTU MD, PLLC			5	100%	5
MCR HEALTH LAWTON CHILES ADMINISTRATION STE A		1	4	80%	5

COVID-19: testing by laboratory

Data through Jan 7, 2021 verified as of Jan 8, 2021 at 09:25 AM

Data in this report are provisional and subject to change.

The numbers in the table below represent the number of Florida and non-Florida residents for whom test results were received by the Department of Health. A person can be tested by more than one laboratory and can have both positive and negative results. **Therefore, the sum of the numbers in each column will be larger than the total number of people tested.**

Reporting lab	Inconclusive	Negative	Positive	Percent positive	Total
VIGILINT HEALTHCARE		3	2	40%	5
FLORIDA DEPARTMENT OF HEALTH IN MONROE COUNTY		2	3	60%	5
PRECISION DIAGNOSTICS INC - NJ		5			5
NORTH FLORIDA RETIREMENT VILLAGE		5			5
MINUTECLINIC DIAGNOSTIC OF NORTH		5			5
ORMOND MEDICAL ARTS		3	2	40%	5
PEDIATRICS URGENT CARE, LLC			5	100%	5
QUINTON MEMORIAL HEALTH CARE CENTER		5			5
CRESTWOOD MEDICAL CENTER		4	1	20%	5
MINUTECLINIC DIAGNOSTIC OF PENNSYLVANIA, LLD #1545		5			5
UF HEALTH			5	100%	5
NORTH SHORE HEMATOLOGY-ONCOLOGY ASSOCIATES, PC		5			5
FINLAY		1	4	80%	5
MEDEXPRESS URGENT CARE MURRYSVILLE		3	2	40%	5
ELITE MD GROUP INC		1	4	80%	5
MIAMI COMPREHENSIVE MEDICINE GROUP PA		4	1	20%	5
CYPRESS CREEK MEDICAL CENTER			5	100%	5
EL PARAISO HOME INC		5			5
CERON PEDIATRICS & INTEGRATIVE MEDICIN		5			5
STEWART MELBOURNE HOSPITAL			5	100%	5
SOUTHEASTERN PEDIATRIC ASSOCIATES			5	100%	5
STATMED OCALA			5	100%	5
FLORIDA MEDICAL CL ODOM TPA		2	3	60%	5
THE PALMS REHABILITATION AND HEALTHCARE CENTER		5			5
COPELAND MEDICAL CLINIC		3	2	40%	5
GRAND VILLA OF ENGLEWOOD		1	4	80%	5
WHITE-WILSON MEDICAL CENTER		5			5
CITIZENS BAPTIST MEDICAL CENTERS LAB		4	1	20%	5
PEDIATRICS OF ALTAMONTE		5			5
AEL KNOXVILLE			5	100%	5
PEDIATRICS OF CENTRAL FLORIDA - POINCIANA		3	2	40%	5
HILLSBOROUGH COUNTY HEALTH DEPARTMENT			5	100%	5
CONCENTRA URGENT CARE		1	4	80%	5
LAKE NONA PEDIATRICS IN ASSOCIATION WITH NEMOURS		5			5
NELSON BIOLOGICAL			5	100%	5
AMERICAN EAGLE LEESBURG AL LLC DBA VISTA LAKE			5	100%	5
FLORIDA HOSPITAL PHYSICIAN GROUP		1	4	80%	5
BEACH HOUSE		5			5
WAKEMED		1	4	80%	5
WOODHULL MEDICAL AND MENTAL HEALTH CTR		5			5
MINUTECLINIC DIAGNOSTIC OF TEXAS		5			5
GULF COAST VETERANS HCS PANAMA CITY OPC		5			5
CDRX INFUSION			4	100%	4
FLORIDA HEALTHCARE OF ORLANDO			4	100%	4
CRESTAR LABS		2	2	50%	4
CRESTVIEW IMMEDIATE CARE LL			4	100%	4

COVID-19: testing by laboratory

Data through Jan 7, 2021 verified as of Jan 8, 2021 at 09:25 AM

Data in this report are provisional and subject to change.

The numbers in the table below represent the number of Florida and non-Florida residents for whom test results were received by the Department of Health. A person can be tested by more than one laboratory and can have both positive and negative results. **Therefore, the sum of the numbers in each column will be larger than the total number of people tested.**

Reporting lab	Inconclusive	Negative	Positive	Percent positive	Total
SUPERIOR RESIDENCES AT CALA HILLS		4			4
PARKSIDE HEALTH AND REHABILITATION CENTER			4	100%	4
MAIN STREET MEDICAL CENTER OF CRESTVIEW PA		1	3	75%	4
FLORIDA MENTOR		4			4
PM PEDIATRICS OF SELDEN		3	1	25%	4
COLLIER BLVD HMA PHYSICIAN MANAGEMENT,, LLC			4	100%	4
FCHC (OB)-DARWIN SQUARE CTR.			4	100%	4
L3HARRIS FAMILY MEDICAL CENTER			4	100%	4
UNION CITY MANOR NURSING CENTER		4			4
NORTHEAST ALABAMA REGIONAL MEDICAL CENTER		2	2	50%	4
COLLIER HMA PHYSICIAN MANAGEMENT, LLC			4	100%	4
MINUTECLINIC DIAGNOSTIC OF VIRGINIA		4			4
MEDEXPRESS URGENT CARE - GLENDALE		4			4
COVENIENT CARE MEDICAL CLINIC			4	100%	4
Walker BaptistMedCtr		3	1	25%	4
OPTUM PRIMARY CARE - FOUNTAIN OAKS			4	100%	4
BERRYHILL MANOR		4			4
THE DOCTORS CENTER HEALTHCARE-SOUTHSIDE		1	3	75%	4
West Gate Village, LLC		4			4
MEDEXPRESS URGENT CARE - SOUTH PARKERSBURG		4			4
ALVARO J DANGOND MD PA		4			4
Fouraker Hills Rehab and Nursing			4	100%	4
MEDEXPRESS URGENT CARE - MBURG COMMONS		4			4
LAUREL POINT CARE ACQUISITION LLC DBA SANDGATE GARDENS REHAB AND NURSI			4	100%	4
FLAGLER HEALTH SERVICES INC			4	100%	4
MINUTECLINIC, LLC #03965		4			4
SANFORD SOUTH UNIVERSITY		4			4
RIVERVIEW ALF OPERATOR LLC			4	100%	4
A AND R RESEARCH GROUP LLC		2	2	50%	4
MEDEXPRESS URGENT CARE - MARKHAM STREE		3	1	25%	4
STEINHATCHEE DRUGS		2	2	50%	4
SIGNATURE CARE MONTROSE		2	2	50%	4
PENSACOLA PEDIATRICS MILTON			4	100%	4
KEYSTONE REHABILITATION AND HEALTH CENTER			4	100%	4
FLORIDA HOSPITAL ALTAMONTE		2	2	50%	4
ARKANSAS DEPARTMENT OF HEALTH			4	100%	4
MAILBOX DIAGNOSTICS		2	2	50%	4
YAZJI PEDIATRIC CARE LLC DBA TUKA PEDIATRICS			4	100%	4
UHEALTH UNIVERSITY OF MIAMI			4	100%	4
MINUTE CLINIC DIAGNOSTIC OF NORTH CAROLINA		4			4
Bardmoor Oaks Healthcare and Rehabilitation Center		3	1	25%	4
MEDEXPRESS URGENT CARE HUNTINGTON		4			4
TULLAHOMA HMA, LLC		3	1	25%	4
UNILAB OF DADE INC			4	100%	4
BIG BEND HOSPICE INC		4			4
ERIC C MRSHAL, MD, PC #1842		3	1	25%	4

COVID-19: testing by laboratory

Data through Jan 7, 2021 verified as of Jan 8, 2021 at 09:25 AM

Data in this report are provisional and subject to change.

The numbers in the table below represent the number of Florida and non-Florida residents for whom test results were received by the Department of Health. A person can be tested by more than one laboratory and can have both positive and negative results. **Therefore, the sum of the numbers in each column will be larger than the total number of people tested.**

Reporting lab	Inconclusive	Negative	Positive	Percent positive	Total
MD NOW MEDICAL CENTER INC			4	100%	4
MEDEXPRESS URGENT CARE - BLUEFIELD		3	1	25%	4
ACCENTCARE		4			4
MC DIAGNOSTIC OF CONNECTICUT , PC # 3		2	2	50%	4
THE LITTLE CLINIC			4	100%	4
DTR LABS		3	1	25%	4
ABSOLUTE HEALTH		4			4
SONIC REFERENCE LABORATORY			4	100%	4
MEDEXPRESS URGENT CARE - STATE COLLEGE		3	1	25%	4
Conway Lakes Health and Rehabilitation Center		4			4
CVS MINUTE CLINIC DIAGNOSTIC OF VIRGINIA		4			4
SOUTH FLORIDA FAMILY HEALTH & RESEARCH CTR			4	100%	4
MINUTE CLINIC DIAGNOSTIC OF MICHIGAN PC		4			4
CALUSA HARBOUR			4	100%	4
LIFE CARE HOME HEALTH SERVICES LLC		1	3	75%	4
PRIMARY CARE WALK IN CLINIC PLLC			4	100%	4
MINUTECLINIC DIAGNOSTIC OF OKLAHOMA		3	1	25%	4
DIXIE COUNTY HEALTH DEPARTMENT		3	1	25%	4
CVS MINUTE CLINIC DIAGNOSTIC PA #3060		3	1	25%	4
UW MEDICINE VIROLOGY LAB			4	100%	4
MEDEXPRESS URGENT CARE - MT LEBANON		3	1	25%	4
VRL LABORATORIES			4	100%	4
MINUTE CLINIC DIAGNOSTIC OF TEXAS, LLC		4			4
Grace Rehabilitation of Vero Beach		4			4
Park Ridge Nursing Center		3	1	25%	4
PARTNERS PHARMACY OF FLORIDA LLC		4			4
CARENOW URGENT CARE - WINTER SPRINGS		3	1	25%	4
RHODE ISLAND DEPARTMENT OF HEALTH			4	100%	4
MEDEXPRESS URGENT CARE, JOHNSTOWN		3	1	25%	4
MINUTECLINIC DIAGNOSTIC OF SC, LLC #2		4			4
ADVENTHEALTH CAR CENTER APOPKA			4	100%	4
MD ANDERSON			4	100%	4
MINUTECLINIC DIAGNOSTIC OF RHODE ISLAND		2	2	50%	4
SunTerrace Health Care Center		3	1	25%	4
MEDEXPRESS URGENT CARE - WEIRTON		4			4
NEULIFE NEUROLOGICAL SERVICES LLC			4	100%	4
MEDEXPRESS URGENT CARE - CLARKSBURG		4			4
SHEEPSHEAD BAY URGENT CARE		4			4
MINUTECLINIC DIAGNOSTIC OF GEORGIA, LL		4			4
CHILDREN'S MEDICAL GROUP		4			4
SOUTHERN LABORATORY SERVICES OF NWF		4			4
KEY TRAINING CENTER			4	100%	4
CARENOW URGENT CARE-WEST END		4			4
CENTERPLACE HEALTH, INC			4	100%	4
CITYMD		1	3	75%	4
BIOTEST PLASMA CENTER		4			4

COVID-19: testing by laboratory

Data through Jan 7, 2021 verified as of Jan 8, 2021 at 09:25 AM

Data in this report are provisional and subject to change.

The numbers in the table below represent the number of Florida and non-Florida residents for whom test results were received by the Department of Health. A person can be tested by more than one laboratory and can have both positive and negative results. **Therefore, the sum of the numbers in each column will be larger than the total number of people tested.**

Reporting lab	Inconclusive	Negative	Positive	Percent positive	Total
MEDEXPRESS URGENT CARE - LOGAN		4			4
MIAMI COMMUNITY HEALTH CENTER INC		1	3	75%	4
HELIX KH UC			4	100%	4
TRIDENT BIOMETRICS		3	1	25%	4
MEDEXPRESS URGENT CARE - MOUNTAIN HOME		3	1	25%	4
DYNACARE LABORATORIES			4	100%	4
FLORENCE - HUNTSVILLE HOSPITAL URGENT CARE		3	1	25%	4
MARSHFIELD LABORATORIES			4	100%	4
URGENT CARE OF ERWIN		4			4
BOROPARK URGENT CARE		3	1	25%	4
BENEVA LAKES HEALTHCARE & REHAB CENTER			4	100%	4
CARENOW URGENT CARE-DONELSON		3	1	25%	4
EAST BANK HOSPITAL - UNIVERSITY OF MINNESOTA MEDICAL CENTER			4	100%	4
BROOKDALE DESTIN		1	3	75%	4
THONOTOSASSA COMMUNITY HEALTH CENTER		1	3	75%	4
FHCP - ORMOND BEACH			4	100%	4
CELERION			4	100%	4
FHPG_EXP CARE W HILLSBOROUGH			4	100%	4
PALM HARBOR DERMATOLOGY		4			4
ST LUCIE COUNTY JAIL		4			4
MIZELL MEMORIAL HOSPITAL			4	100%	4
VITAS HEALTHCARE CORPORATION OF FL			4	100%	4
FLORIDA HEALTH CARE PLANS STIRLING CENTER			4	100%	4
VITAL CARE URGENT CARE			4	100%	4
NOMI HEALTH LAB SERVICES LLC			4	100%	4
MEDEXPRESS URGENT CARE - PRINCETON		4			4
WESLEY CHAPEL INTERNAL MEDICINE AND PEDIATRICS			4	100%	4
Heartland of Boynton Beach			4	100%	4
CONSULATE HEATH CARE AT WEST ALTAMONTE			4	100%	4
JOHNS HOPKINS ALL CHILDRENS			4	100%	4
CAPE COD HOSPITAL			4	100%	4
COMPASSION PEDIATRICS			4	100%	4
MEDEXPRESS URGENT CARE - FORT WORTH S		3	1	25%	4
ADVENTHEALTH NEW SMYRNA BEACH COMMUNITY HEALTH			4	100%	4
LEON MEDICAL CENTERS, LLC			4	100%	4
KANSAS DEPARTMENT OF HEALTH		2	2	50%	4
CAPTAIN JAMES A. LOVELL FEDERAL HEALTHCARE CENTER			4	100%	4
ORLANDO FAMILY PHYSICIANS			4	100%	4
BIRMINGHAM VAMC		1	3	75%	4
KETTERING HEALTH			4	100%	4
PANCARE HEALTH YOUNGSTOWN			4	100%	4
INFECTION CONTROL/ EMPHEALTH		3	1	25%	4
CARE 4 U MANAGEMENT, INC			4	100%	4
SENIOR LIVING IV SUN CITY LLC		4			4
OKLAHOMA STATE UNIVERSITY DIAGNOSTIC LAB			4	100%	4
SIMEDHEALTH LLC		2	2	50%	4

COVID-19: testing by laboratory

Data through Jan 7, 2021 verified as of Jan 8, 2021 at 09:25 AM

Data in this report are provisional and subject to change.

The numbers in the table below represent the number of Florida and non-Florida residents for whom test results were received by the Department of Health. A person can be tested by more than one laboratory and can have both positive and negative results. **Therefore, the sum of the numbers in each column will be larger than the total number of people tested.**

Reporting lab	Inconclusive	Negative	Positive	Percent positive	Total
DIAGNOSTECHS		4			4
TENDER CARE ALF		4			4
DOTHAN PEDIATRIC CLINIC			4	100%	4
EXPRESS TESTING-ONE			4	100%	4
Millennium Nursing & Rehab Center		4			4
MEDEXPRESS URGENT CARE-NESHANNOCK TWP		3	1	25%	4
REHABILITATION CENTER OF WINTER PARK,THE			4	100%	4
MINUTECLINIC DIAGNOSTICS OF IND, LLC		4			4
FISHERMEN'S HOSPITAL			4	100%	4
CAPITAL HEALTH LABORATORY INC			4	100%	4
BARTON MEMORIAL HOSPITAL		3	1	25%	4
PALM BEACH CANCER INSTITUTE			4	100%	4
CELAL GUROL ERBAY, MD			4	100%	4
MEDEXPRESS URGENT CARE - TARENTUM		4			4
GNT ASSOCIATES		3	1	25%	4
OMNICARE PHARMACY OF TEXAS 1		4			4
BELLIN HEALTH LAB		1	3	75%	4
URGENT TEAM - HUNTSVILLE		3	1	25%	4
OKLAHOMA STATE DEPARTMENT OF HEALTH-PUBLIC HEALTH LABORATORY			4	100%	4
ENCOMPASS HOME HEALTH		4			4
FIFTH AVENUE PEDIATRICS		3	1	25%	4
CARE ONE PRIMARY CARE			4	100%	4
OCHSNER MEDICAL CENTER			4	100%	4
MEDEXPRESS URGENT CARE - BATTLE CREEK		2	2	50%	4
PHYSICIANS IMMEDIATE CARE AURORA			4	100%	4
Grand Villa of Dunedin			4	100%	4
PRIMECARE		2	2	50%	4
ADVENT HEALTH - TUSKAWILLA		4			4
PRL NYC PANDEMIC RESPONSE LAB			4	100%	4
MEDEXPRESS - NEWARK		4			4
RIO PINAR HEALTH CARE			4	100%	4
CLINICAL LABORATORIES OF THE BUFFALO		3	1	25%	4
MINUTE-CLINIC DIAGNOSTIC OF VIRGINIA, LLC #794		4			4
MINUTECLINIC, LLC #1586		3	1	25%	4
BARBARA O'REILLY MD PA		4			4
DEPARTMENT OF HEALTH AND HUMAN SERVICES STATE OF NEW HAMPSHIRE			4	100%	4
MINUTECLINIC, LLC, #4160		2	2	50%	4
PUTNAM HOSPITAL CENTER LABORATORY		4			4
TARPON SPRINGS PEDIATRICS, LLC			4	100%	4
OKEECHOBEE URGENT CARE			4	100%	4
MEMORIAL HEALTH CARE SYSTEMS			4	100%	4
ELITE MEDICAL CENTER			4	100%	4
MINUTE CLINIC, LLC #1434		4			4
MEDEXPRESS URGENT CARE - BECKLEY CROSS		3	1	25%	4
MC DIAGNOSTIC OF CONNECTICUT, PC # 257		3	1	25%	4
BAYCARE HEALTH SYSTEMS, LLC			4	100%	4

COVID-19: testing by laboratory

Data through Jan 7, 2021 verified as of Jan 8, 2021 at 09:25 AM

Data in this report are provisional and subject to change.

The numbers in the table below represent the number of Florida and non-Florida residents for whom test results were received by the Department of Health. A person can be tested by more than one laboratory and can have both positive and negative results. **Therefore, the sum of the numbers in each column will be larger than the total number of people tested.**

Reporting lab	Inconclusive	Negative	Positive	Percent positive	Total
INTERMARKET FACILITY			4	100%	4
GENEXPERT			4	100%	4
Westminster Manor		3	1	25%	4
ACCENT PHYSICIAN SPECIALISTS PA		4			4
COMPREHENSIVE CLINICAL RESEARCH, LLC			4	100%	4
IMIC INC RESEARCH			4	100%	4
MINUTECLINIC DIAGNOSTIC OF TN PC #6415		4			4
CAREWELL 202			4	100%	4
FLORIDA CLINICAL LABORATORY - BIOREFERENCE LABORATORIES		2	2	50%	4
Sunrise Health and Rehabilitation Center			4	100%	4
ORLANDO FAMILY MEDICAL INC		4			4
MARION AND BERNARD L SAMSON NURSING CENTER			4	100%	4
AHEC CLINIC		1	3	75%	4
MEDICINE SHOPPE #1306 THE		3	1	25%	4
GENUS DIAGNOSTICS			4	100%	4
HAMPTON ALF AT 24TH ROAD LLC			4	100%	4
REDMED OF CROSSTOWN		1	3	75%	4
HAVEN HOSPICE			4	100%	4
COMPUNET CLINICAL LAB			4	100%	4
MEDEXPRESS URGENT CARE - CULPEPER		4			4
FLORIDA HEART AND VASCULAR			4	100%	4
FLORIDA CANCER SPECIALISTS AND RESEARCH		2	2	50%	4
MEDEXPRESS URGENT CARE - FREDERICK		4			4
MINUTE CLINIC DIAGNOSTIC OF PENNSYLVANIA		4			4
MEDEXPRESS URGENT CARE, FAIRMONT		4			4
MIGUEL E TREVINO MD PA		2	2	50%	4
VITAS HEALTHCARE			4	100%	4
COLUMBIA MEMORIAL HOSPITAL LABORATORY		4			4
KENDALL REGIONAL MEDICAL CNTR			4	100%	4
RELIANT ACUTE CARE			4	100%	4
MIRIMUS INC		1	3	75%	4
PHYSICIANS QUALITY CARE			4	100%	4
DOCTORS EXPRESS OF ST PETERSBURG			4	100%	4
NORTHDALE REHABILITATION CENTER			4	100%	4
UNIVERSITY OF WASHINGTON MEDICAL CENTER (UWMC) EMERGENCY DEPT.			4	100%	4
WHITE WILSON MEDICAL CENTER NEPHROLOGY			4	100%	4
AHC Decatur County		4			4
NEWPATH DIAGNOSTICS		4			4
SHARP MEMORIAL HOSPITAL MICROBIOLOGY DEPT			4	100%	4
MEMORIAL HEALTHCARE SYSTEM		1	3	75%	4
ALL CHILDREN'S HOSPITAL DEPT OF GENERAL PEDIATRICS			4	100%	4
SUNSHINE PEDIATRICS OF CENTRAL FLORIDA PL		2	2	50%	4
LEMOYNE COLLEGE WELLNESS CENTER FOR		4			4
MEDEXPRESS URGENT CARE - IRVING		4			4
PANCARE HEALTH - PONCE DE LEON			4	100%	4
WATSON THERAPEUTICS		1	3	75%	4

COVID-19: testing by laboratory

Data through Jan 7, 2021 verified as of Jan 8, 2021 at 09:25 AM

Data in this report are provisional and subject to change.

The numbers in the table below represent the number of Florida and non-Florida residents for whom test results were received by the Department of Health. A person can be tested by more than one laboratory and can have both positive and negative results. **Therefore, the sum of the numbers in each column will be larger than the total number of people tested.**

Reporting lab	Inconclusive	Negative	Positive	Percent positive	Total
BAYLOR ESOTERIC AND MOLECULAR LAB			4	100%	4
UTAH DEPARTMENT OF HEALTH			4	100%	4
MARSHALL MEDICAL CENTER SOUTH LAB		3	1	25%	4
WYOMING PUBLIC HEALTH LAB			4	100%	4
SOUTHEASTERN REGIONAL MEDICAL CENTER			4	100%	4
Health Care Center of Jacksonville			4	100%	4
CARENOW URGENT CARE-HERMITAGE			4	100%	4
HEALTHY MINORS PEDIATRIC URGENT CARE		4			4
SOUTHWESTERN REGIONAL MEDICAL CENTER - TULSA		4			4
MINUTECLINIC DIAG OF IND LLC #8651		3	1	25%	4
PEACEHEALTH LABORATORIES		3	1	25%	4
CAN COMMUNITY HEALTH		4			4
LABS PLUS LLC		4			4
MINUTECLINIC DIAGNOSTIC OF TN PC #386		4			4
Signature Healthcare of Ormond		4			4
MINUTECLINIC DIAGNOSTIC OF VIRGINIA, LLC #1656		4			4
MEDEXPRESS URGENT CARE PLEASANT HILLS		3	1	25%	4
APEX HOME HEALTH CARE		4			4
DYNAMIC HEALTH CENTERS INC		2	2	50%	4
CVS MINUTE CLINIC DIAGNOSTIC PA		3	1	25%	4
CVS MINUTE CLINIC DIAGNOSTIC MED GRP OF SAN		2	2	50%	4
LAKE FOREST PARK OP CO LLC		4			4
HEALTH AND WELLNESS CENTER			4	100%	4
SIGNATURE CARE EMERGENCY CENTER		2	2	50%	4
ALAN SERURE MD		4			4
COURTYARD GARDENS OF BOYNTON BEACH, LLC		1	3	75%	4
GENEVA GENERAL HOSPITAL LABORATORY		3	1	25%	4
KENTUCKY CABINET FOR HEALTH AND FAMILY SERVICES			3	100%	3
CORTLAND REGIONAL MEDICAL CENTER		3			3
LOUISIANA DEPT. OF HEALTH AND HOSPITALS-INFECTIOUS DISEASE EPI SECTION			3	100%	3
YORK HOSPITAL - LABORATORY			3	100%	3
Enterprise Health and Rehabilitation Center		3			3
TARRANT COUNTY PUBLIC HEALTH		3			3
US SPECIALTY LABS			3	100%	3
MINUTECLINIC #2860		3			3
AUSTIN PUBLIC HEALTH			3	100%	3
EMERALD COAST CENTER			3	100%	3
BROOKDALE OAKBRIDGE		1	2	67%	3
KISSIMMEE URGENT CARE		3			3
ACCESS HEALTH CARE		2	1	33%	3
MEDEXPRESS URGENT CARE - RICHMOND, W BROAD ST		3			3
MEDEXPRESS - NEW CASTLE, DUPONT HWY		3			3
MINUTECLINIC DIAG OF IND, LLC #2387		3			3
PINELLAS PARK HEALTH CENTER - PINELLAS CHD		1	2	67%	3
ORLANDO FAMILY MEDICINE		1	2	67%	3
FAMILY PRACTICE OF DAVIE INC			3	100%	3

COVID-19: testing by laboratory

Data through Jan 7, 2021 verified as of Jan 8, 2021 at 09:25 AM

Data in this report are provisional and subject to change.

The numbers in the table below represent the number of Florida and non-Florida residents for whom test results were received by the Department of Health. A person can be tested by more than one laboratory and can have both positive and negative results. **Therefore, the sum of the numbers in each column will be larger than the total number of people tested.**

Reporting lab	Inconclusive	Negative	Positive	Percent positive	Total
TAYLOR MANOR		1	2	67%	3
MEDICAL CENTER OF THE ROCKIES			3	100%	3
BAPTIST HEALTH MEDICAL CENTER			3	100%	3
ST JOSEPH'S HOSPITAL LABORATORY			3	100%	3
THE LODGE AND REHABILITATION CENTER		3			3
ERIE COUNTY PUBLIC HEALTH CLINICAL		3			3
FAMILY MEDICINE AT WINTER PARK			3	100%	3
MINUTE CLINIC DIAGNOSTIC OF VIRGINIA, LLC		3			3
QUEST DIAGNOSTICS PSC			3	100%	3
MONTEFIORE MEDICAL CENTER LABS MONTEFIORE		2	1	33%	3
URGENT CARE - OCONEE		2	1	33%	3
ALLIANCE LABS @LRMC			3	100%	3
COASTAL COMPLETE CARE			3	100%	3
State Lab Unspecifd			3	100%	3
LONGWOOD PEDIATRICS LLC			3	100%	3
GYN PATH SERVICES			3	100%	3
PALM BEACH CDH - DELRAY BEACH			3	100%	3
MC DIAGNOSTIC OF CONNECTICUT, PC #1966		3			3
OHIO DEPARTMENT OF HEALTH			3	100%	3
ALABAMA DEPARTMENT OF PUBLIC HEALTH		1	2	67%	3
VIRTUA MEMORIAL HOSPITAL BURLINGTON COUNTY		1	2	67%	3
ADVANCED PEDIATRICS OF BOCA LLC			3	100%	3
MARION COUNTY FIRE RESCUE		3			3
INTEGRATED FAMILY MEDICAL CENTER			3	100%	3
STATCARE URGENT & WALK IN MEDICAL CARE		2	1	33%	3
ISLAMORADA VILLAGE OF ISLANDS FIRE RESCUE		3			3
MINUTECLINIC, DIAGNOSTIC OF TEXAS, LL		3			3
LISTENING DOCTOR PLLC, THE			3	100%	3
DOTHAN WEST FAMILY MEDICINE		2	1	33%	3
HILLVIEW LABORATORY			3	100%	3
WEST TN HEALTH MED NORTH		3			3
CARESPOT EXPRESS HEALTHCARE			3	100%	3
VA OUTPATIENT CLINIC-NEW PORT RICHEY			3	100%	3
ADVANCED URGENT CARE OF MARATHON			3	100%	3
WATSON THERAPEUTICS INC			3	100%	3
MEDEXPRESS URGENT CARE - TEAYS VALLEY		3			3
LAHEY CLINIC MEDICAL CENTER			3	100%	3
SOFTLAB			3	100%	3
QUATRACOR PLLC		3			3
GARCIA MORALES NELSON			3	100%	3
TERENCE B MITCHELL MD, INC			3	100%	3
ONSLOW MEMORIAL HOSPITAL LABORATORY		3			3
BRENTWOOD SENIOR LIVING AT ST PETE			3	100%	3
WYOMING DEPT OF HEALTH			3	100%	3
MINUTECLINIC DIAGNOSTIC OF NORTH CAROLINA PC #5341		2	1	33%	3
NORTHERN LIGHT LABORATORY		1	2	67%	3

COVID-19: testing by laboratory

Data through Jan 7, 2021 verified as of Jan 8, 2021 at 09:25 AM

Data in this report are provisional and subject to change.

The numbers in the table below represent the number of Florida and non-Florida residents for whom test results were received by the Department of Health. A person can be tested by more than one laboratory and can have both positive and negative results. **Therefore, the sum of the numbers in each column will be larger than the total number of people tested.**

Reporting lab	Inconclusive	Negative	Positive	Percent positive	Total
PENSACOLA PEDIATRICS PA - TIGER POINT			3	100%	3
LINCOLN MEDICAL CENTER		3			3
PUBLIC HEALTH TRUST OF MIAMI DADE COUNTY			3	100%	3
CVS MINUTE CLINIC DIAGNOSTIC OF TEXAS		3			3
PPD - IXLAYER		3			3
CENTRAL DUPAGE HOSPITAL			3	100%	3
Hunterdon Medical Center Laboratory		3			3
MINUTECLINIC DIAGNOSTIC OF VIRGINIA, LLC #255		3			3
PROMPT CARE OF CENTRAL FLORIDA LLC			3	100%	3
FLORIDA MEDICAL CLINIC IM MLK		3			3
ENTRUST IMMEDIATE CARE			3	100%	3
MEDEXPRESS URGENT CARE - NORTH LITTLE		2	1	33%	3
PM PEDIATRICS OF SELDEN PLLC		3			3
HEALTHQUEST, INC		2	1	33%	3
LATCHER LABORATORY OF A O FOX MEMORIAL		2	1	33%	3
RHEA MEDICAL CENTER		3			3
HIALEAH SHORES NURSING AND		2	1	33%	3
MONTANA PUBLIC HEALTH LAB			3	100%	3
SMOKY MOUNTAIN URGENT CARE AND FAMILY MEDICINE CENTER			3	100%	3
TIEHH BIOTERRORISM RESPONSE LAB			3	100%	3
HELIX MEDICAL CENTERS		1	2	67%	3
NORTHWEST FLORIDA CLINICAL LAB		1	2	67%	3
REMISE OCCUPATIONAL HEALTH SOLUTIONS INC			3	100%	3
METHODIST HOSPITAL			3	100%	3
PLEASANTVILLE OF SEBASTIAN LLC			3	100%	3
FAMILY TREE MEDICAL GROUP PA		2	1	33%	3
MEDFIRST URGENT CARE			3	100%	3
EMORY BENNETT VETERANS NURSING HOME		3			3
VIRGINIA DIVISION OF CONSOLIDATED LABORATORIES			3	100%	3
ASPEN VALLEY HOSPITAL			3	100%	3
NAVAL MEDICAL CENTER SAN DIEGO			3	100%	3
FLORIDA LABORATORY ANALYSIS, LLC			3	100%	3
BEEBE MEDICAL CENTER LABORATORY		3			3
PEDIATRICS BY THE SEA JOG RD OFFICE			3	100%	3
LAFAYETTE NURSING AND REHAB			3	100%	3
MEDEXPRESS URGENT CARE - WICHITA, S SENECA ST		1	2	67%	3
LEXINGTON MEDICAL CENTER		1	2	67%	3
Nashville Central Laboratory		3			3
PANCARE HEALTH - HOSFORD SCHOOL			3	100%	3
FLORIDA PREMIER MEDICAL CARE PA			3	100%	3
MEDEXPRESS URGENT CARE-SCOTT TOWNSHIP		3			3
ALLIANCE FOR MULTISPECIALTY RESEARCH		3			3
PELICAN LANDING		1	2	67%	3
MINUTECLINIC DIAGNOSTIC OF WISCONSIN,		3			3
TERRACE OF ST CLOUD, THE		2	1	33%	3
NC STATE LABORATORY OF PUBLIC HEALTH		3			3

COVID-19: testing by laboratory

Data through Jan 7, 2021 verified as of Jan 8, 2021 at 09:25 AM

Data in this report are provisional and subject to change.

The numbers in the table below represent the number of Florida and non-Florida residents for whom test results were received by the Department of Health. A person can be tested by more than one laboratory and can have both positive and negative results. **Therefore, the sum of the numbers in each column will be larger than the total number of people tested.**

Reporting lab	Inconclusive	Negative	Positive	Percent positive	Total
SJH			3	100%	3
GREATER MOBILE URGENT CARE - SPRINGHILL			3	100%	3
NORTH NAPLES HOSPITAL RESPIRATORY THERAPY DEPARTMENT			3	100%	3
NORTH DAKOTA DEPT OF HEALTH MICROBIOLOGY		1	2	67%	3
PRISMA HEALTH MIDLANDS			3	100%	3
MEDEXPRESS URGENT CARE-PASADENA		3			3
GONZALEZ MD AND ASWAD MD HEALTH SERVICES			3	100%	3
PINELLAS POINT NURSING AND REHAB			3	100%	3
ORLANDO REGIONAL HEALTH SERVICES		1	2	67%	3
NOVANT HEALTH PRESBYTERIAN		2	1	33%	3
GROVES CENTER			3	100%	3
FELICIDAD MEDICAL CENTER INC			3	100%	3
CUMBERLAND MEDICAL CENTER INC		3			3
HIGH TOWER ALF LLC		3			3
MINUTECLINIC DIAGNOSTIC MED GRP OF SAN		3			3
VAIL VALLEY MEDICAL CENTER			3	100%	3
CIGNA PBSO WEST PALM			3	100%	3
ADVENTHEALTH MEDICAL GROUP PEDIATRIC & ADOLESCENT		3			3
COASTAL LABORATORIES OF FLORIDA			3	100%	3
ADEPT INPATIENT MEDICAL SERVICES PC		3			3
MID FLORIDA CLINICAL LABORATORY		2	1	33%	3
ADVENT HEALTH MEDICAL GROUP FAMILY MEDICINE			3	100%	3
MERCY URGENT CARE			3	100%	3
Contrastate Medical Center		2	1	33%	3
PANCARE HEALTH - ALTHA PUBLIC			3	100%	3
CVS MINUTE CLINIC, LLC #22		2	1	33%	3
ST. PETERSBURG PEDIATRICS- 38TH AVENUE			3	100%	3
CIGNA ONSITE HEALTH LLC		1	2	67%	3
CORTLAND COUNTY HEALTH DEPARTMENT		3			3
ST BARNABAS HOSPITAL		3			3
Life Care Center of Citrus County		2	1	33%	3
PREMIER FAMILY AND SPORTS MEDICINE		2	1	33%	3
FAMILY MEDICINE AT WATERMAN		3			3
BROOKDALE ORANGE PARK		3			3
MEDEXPRESS URGENT CARE-ARLINGTON		2	1	33%	3
MEASE CONTINUING CARE		1	2	67%	3
LIFEHOPE LABS			3	100%	3
BETTERMED URGENT CARE			3	100%	3
ORLANDO CLINICAL RESEARCH CENTER		3			3
VICAR'S LANDING NURSING HOME		2	1	33%	3
INDIANA STATE DEPARTMENT OF HEALTH LABORATORIES			3	100%	3
CRANES VIEW LODGE			3	100%	3
SUMNER REGIONAL MEDICAL CENTER		2	1	33%	3
MICHIGAN HEALTH CLINIC LABORATORIES		2	1	33%	3
BOONE DRUG & HEALTHCARE AT DEERFIELD			3	100%	3
ORLANDO ORTHOPAEDIC OUTPATIENT SURGERY CENTER		1	2	67%	3

COVID-19: testing by laboratory

Data through Jan 7, 2021 verified as of Jan 8, 2021 at 09:25 AM

Data in this report are provisional and subject to change.

The numbers in the table below represent the number of Florida and non-Florida residents for whom test results were received by the Department of Health. A person can be tested by more than one laboratory and can have both positive and negative results. **Therefore, the sum of the numbers in each column will be larger than the total number of people tested.**

Reporting lab	Inconclusive	Negative	Positive	Percent positive	Total
SEMINOLE FAMILY HEALTH CENTER		3			3
MEDEXPRESS URGENT CARE - KOKOMO		3			3
EXETER HOSPITAL		3			3
PUTNAM FAMILY CARE INC			3	100%	3
LOYOLA UNIVERSITY MEDICAL CENTER LABORATORY			3	100%	3
MORTON PLANT NORTH BAY HOSPITAL			3	100%	3
MEDEXPRESS URGENT CARE- FORT WORTH N T		3			3
MINUTECLINIC, LLC #1431		2	1	33%	3
MD NOW URGENT CARE - DELRAY WEST			3	100%	3
ORLANDO MEDICAL CENTER PL			3	100%	3
WALGREENS #07502		3			3
REGIONAL MEDICAL LAB			3	100%	3
MEDEXPRESS URGENT CARE MORGANTOWN		3			3
CARESPOT-WELLINGTON			3	100%	3
TRUE HEALTH - LAKE UNDERHILL		3			3
SIGNATURE URGENT CARE			3	100%	3
CTRS			3	100%	3
GRACE WELLNESS CENTER		2	1	33%	3
EXPRESS CARE OF TAMPA BAY LLC		2	1	33%	3
MAYO		1	2	67%	3
PATHOLOGY REFERENCE LAB LLC			3	100%	3
THOMAS LANGLEY			3	100%	3
URGENT CARE COASTAL GA			3	100%	3
FHPG FAMILY MEDICAL CENTER OF TAMPA BAY		1	2	67%	3
LEE CONVENIENT CARE AT SUMMERLIN			3	100%	3
LONG ISLAND UNIVERSITY - POST CAMPUS		3			3
Greystone Health Care Center		3			3
MEDEXPRESS URGENT CARE - SUMMERSVILLE, WEBSTER RD		3			3
SCIENTIFIC LABORATORY DIVISION			3	100%	3
BAY COUNTY HEALTH DEPARTMENT		3			3
PLAINVIEW PRIMARY CARE		3			3
MADISON COUNTY HEALTH DEPARTMENT		3			3
UNIVERSITY OF MICHIGAN		2	1	33%	3
NORTHSIDE HOSPITAL ATLANTA		3			3
MINUTECLINIC LLC (1435)		3			3
MEDEXPRESS URGENT CARE MARTINSBURG		2	1	33%	3
SANDGATE GARDENS REHAB & NURSING CENTER		2	1	33%	3
CLAY PRIMARY & FAMILY CARE LLC			3	100%	3
LAKE CO SCHOOLS EMPLOYEE HEALTH & WELLNESS CENTER		2	1	33%	3
HAVEN CUSTEAD CARE CENTER			3	100%	3
Lakeview Village		3			3
AVANTE INVERNESS		1	2	67%	3
TAMPA URGENT CARE			3	100%	3
BAPTIST OUTPATIENT SERVICES			3	100%	3
NORTHSIDE HOSPITAL		2	1	33%	3
MEDIC INFUSION PA		3			3

COVID-19: testing by laboratory

Data through Jan 7, 2021 verified as of Jan 8, 2021 at 09:25 AM

Data in this report are provisional and subject to change.

The numbers in the table below represent the number of Florida and non-Florida residents for whom test results were received by the Department of Health. A person can be tested by more than one laboratory and can have both positive and negative results. **Therefore, the sum of the numbers in each column will be larger than the total number of people tested.**

Reporting lab	Inconclusive	Negative	Positive	Percent positive	Total
NEOGENOMICS LABORATORIES, INC		3			3
ELITE PRIMARY CARE OF WAYCROSS			3	100%	3
CAMPAZZI CONCIERGE MEDICAL SERVICES		2	1	33%	3
ESTERO FIRE RESCUE		3			3
FLORIDA DEPARTMENT OF HEALTH IN MIAMI DADE COUNTY		2	1	33%	3
BROOKDALE SENIOR LIVING			3	100%	3
APEX CLINICAL LABORATORIES INC		3			3
MEDEXPRESS URGENT CARE - TULSA, S YALE AVE		3			3
NORTH BROWARD HOSPITAL DISTRICT HEALTHCARE FOR THE HOMELESS			3	100%	3
BRADENTON PHYSICIAN MEDICAL CENTER			3	100%	3
COMPASSION PEDIATRIC URGENT CARE LLC			3	100%	3
CVS MINUTE CLINIC DIAG OF IND LLC #5206		2	1	33%	3
INSPIRA MEDICAL CENTER VINELAND LAB		2	1	33%	3
MINUTECLINIC DIAGNOSTIC OF NORTH CAROLINA PC #7054		3			3
ADVENT HEALTH - CENTRAL PASCO ER			3	100%	3
UNIVERSITY OF MIAMI / SCCC RESEARCH LABORATORY			3	100%	3
NORTH SHORE HOSP. INFECTION CONTROL			3	100%	3
KEY WEST URGENT CARE, INC		3			3
VELOCITY CARE			3	100%	3
HELIX LW UC		1	2	67%	3
HEALTHCARE NETWORK OF SOUTHWEST FLORIDA			3	100%	3
FLORIDA HOSPITAL LABORATORIES		3			3
GLADES COUNTY DETENTION CENTER			3	100%	3
MINUTE CLINIC OF KANSAS PA		1	2	67%	3
WINDER NURSING INC DBA WINDER HEALTH CARE		3			3
CAYUGA COUNTY HEALTH DEPARTMENT		3			3
MEDEXPRESS URGENT CARE SHADYSIDE		3			3
SPRING LAKE REHABILITATION CENTER			3	100%	3
MEDICAL UNIVERSITY SC HOSPITAL			3	100%	3
CAREWELL URGENT CARE			3	100%	3
MEDICAL CENTER ENTERPRISE			3	100%	3
FLORIDA GASTROENTEROLOGY ASSOCIATES PA		3			3
MINUTE-CLINIC DIAGNOSTIC OF VIRGINIA		2	1	33%	3
DACH MAIN LAB			3	100%	3
OPENTRONS PRL		2	1	33%	3
FRUITVILLE URGENT CARE			3	100%	3
RAPID CITY RUGENT CARE			3	100%	3
GENTLE HANDS MOBILE PHLEBOTOMY			3	100%	3
MINUTECLINIC DIAGNOSTIC OF ILLINOIS		2	1	33%	3
CARENOW URGENT CARE - CENTRAL AUSTIN			3	100%	3
BLOOMINGDALE PEDIATRIC ASSOCIATES PA			3	100%	3
COLLIER COUNTY JAIL		3			3
MEDEXPRESS URGENT CARE, CHAMBERSBURG		2	1	33%	3
NOVADX		2	1	33%	3
AFFINITY URGENT CARE			3	100%	3
Bainbridge Health and Rehab		3			3

COVID-19: testing by laboratory

Data through Jan 7, 2021 verified as of Jan 8, 2021 at 09:25 AM

Data in this report are provisional and subject to change.

The numbers in the table below represent the number of Florida and non-Florida residents for whom test results were received by the Department of Health. A person can be tested by more than one laboratory and can have both positive and negative results. **Therefore, the sum of the numbers in each column will be larger than the total number of people tested.**

Reporting lab	Inconclusive	Negative	Positive	Percent positive	Total
MIAMI MEDICAL CONSULTANT PA			3	100%	3
Westside Terrace		3			3
PULSE & REMEDY LLC			3	100%	3
MEDEXPRESS - COLLINSVILLE BELT LINE		3			3
MEDLAB INC		3			3
MONROE COUNTY DEPT OF PUBLIC HEALTH ST		3			3
TERRACINA LLC			3	100%	3
MEDEXPRESS URGENT CARE LAVALE		3			3
COVENANT PEDIATRICS		1	2	67%	3
CONSOLIDATED LABORATORY SERVICES			3	100%	3
SUN TERRACE HEALTH CARE CENTER			3	100%	3
SHANDS AT LAKE SHORE LAB		1	2	67%	3
COOPER UNIVERSITY HOSPITAL LABORATORY		2	1	33%	3
ALLIED PHYSICIANS GROUP PLLC		3			3
JACKSON SOUTH COMMUNITY HOSPITAL LAB			3	100%	3
BARONESS ERLANGER HOSPITAL		3			3
ORCHID COVE DAYTONA			3	100%	3
PREMIER CLINICAL RESEARCH INSTITUTE INC			3	100%	3
SURETOX LABORATORY LLC		2	1	33%	3
SUMTER COUNTY HEALTH DEPARTMENT			3	100%	3
MEDICAL SERVICES OF AMERICA HOME HEALTH		3			3
TUFTS MEDICAL CENTER			3	100%	3
PEDIATRICS AND ADOLESCENT MEDICINE		2	1	33%	3
BAPTIST PRIMARY CARE, INC.		2	1	33%	3
CGH MEDICAL CENTER			3	100%	3
MPG JACKSONVILLE ATLANTIC BLVD		1	2	67%	3
ADVENT HEALTH - TIMBERRIDGE ER		2	1	33%	3
SIGNATURE CARE PFLUGERVILLE			3	100%	3
Broadview Multi-Care Center		3			3
ST JOSEPHS CHILDRENS OUTREACH			3	100%	3
INNOVATIVE COVID-DIVERSEY			3	100%	3
BOLING, STEPHANIE		3			3
CARE ATC - CITY OF BOYNTON BEACH			3	100%	3
MEDEXPRESS URGENT CARE-HERSHEY		2	1	33%	3
CULLMAN REGIONAL URGENT CARE		2	1	33%	3
ADRIANA M CASTRO MD PA		3			3
ACCESS HOME HEALTH OF FLORIDA LLC		3			3
IOWA DEPARTMENT OF PUBLIC HEALTH			3	100%	3
MAGNOLIA PEDIATRICS GROUP LLC			3	100%	3
Gulfport Rehabilitation Center			3	100%	3
DANIEL M LIBBY MD PLLC		3			3
UNITY HEALTH AND REHABILITATION CENTER			3	100%	3
ADVENT HEALTH - WESTCHASE ER			3	100%	3
WELLMED AT APOLLO BEACH BLVD		1	2	67%	3
WILLIAM A HINTON STATE LABORATORY INSTITUTE		1	2	67%	3
VENICE GREEN VILLAGE		2	1	33%	3

COVID-19: testing by laboratory

Data through Jan 7, 2021 verified as of Jan 8, 2021 at 09:25 AM

Data in this report are provisional and subject to change.

The numbers in the table below represent the number of Florida and non-Florida residents for whom test results were received by the Department of Health. A person can be tested by more than one laboratory and can have both positive and negative results. **Therefore, the sum of the numbers in each column will be larger than the total number of people tested.**

Reporting lab	Inconclusive	Negative	Positive	Percent positive	Total
MINUTECLINIC DIAGNOSTIC OF MICHIGAN, P		3			3
SCHIFF CENTER FOR LIVER DISEASES		1	2	67%	3
Life Care Center of Orlando			3	100%	3
TAMPA		1	2	67%	3
NEMOURS CHILDRENS PRIMARY CARE MAITLAND			3	100%	3
AFC PHYSICIANS OF FLORIDA PA			3	100%	3
MEADOWS AT CYPRESS GARDENS, THE		3			3
PM PEDIATRICS OF BAYSIDE PLLC		3			3
MEDEXPRESS URGENT CARE - WILKES BARRE		2	1	33%	3
MEDFUSION		2	1	33%	3
CAMELLIA AT DEERWOOD			3	100%	3
TIFTON CARECONNECT URGENT CARE			3	100%	3
ST LUKES HOSPITAL LABORATORY		2	1	33%	3
PHYSICIANS IMMEDIATE CARE ELGIN			3	100%	3
FOX FAMILY PRACTICE		3			3
MINUTECLINIC DIAG OF IND LLC #6840		3			3
OVIEDO CHILDRENS HEALTH CENTER LLC		1	2	67%	3
SANFORD MOBILE LAB			3	100%	3
ADVENTHEALTH SEBRING- INFECTION CONTROL DEPARTMENT			3	100%	3
BROOKDALE PHILLIPPI CREEK			3	100%	3
URGENT DOC - URGENT CARE CLINIC			3	100%	3
FLORIDA MEDICAL ASSOCIATES LLC			3	100%	3
NEMOURS CHILDRENS PRIMARY CARE HORIZON WEST			3	100%	3
REELFOOT FAMILY WALK IN CLINIC		2	1	33%	3
SSM HEALTH ST LOUIS MICROBIOLOGY LABORATORY		1	2	67%	3
ESTATES MEDICAL CENTER INC			3	100%	3
MINUTECLINIC, LLC, MINUTECLINIC #7637		3			3
PALMS WEST HOSPITAL			3	100%	3
BETH ISRAEL MEDICAL CENTER LABS		3			3
MINUTE CLINIC LLC #2775		3			3
OHIO DEPARTMENT OF HEALTH LABORATORY		2	1	33%	3
ALOHA HOME CARE LLC DBA ACCENTCARE HOME HEALTH OF		3			3
CULLMAN REGIONAL MEDICAL CENTER		2	1	33%	3
UNC HOSPITAL/MCLENDON CLINICAL LABORATORIES			3	100%	3
ST MARYS MEDICAL CENTER			3	100%	3
TMH PHYSICIAN PARTNERS SOUTHWOOD			3	100%	3
MINUTECLINIC DIAGNOSTIC OF TN, PC 374		3			3
RIVER CITY MEDICAL ASSOCIATES INC			3	100%	3
FLORIDA MENTOR-POINT WEST CLUSTER		3			3
LEWIS COUNTY MANOR		3			3
DEPARTMENT OF PATHOLOGY ROME MEMORIAL		3			3
CROSSVILLE MEDICAL GROUP		1	2	67%	3
NIGHT LITE PEDIATRICS CENTER		1	2	67%	3
LEESBURG COMMUNITY HEALTH CENTERS			3	100%	3
LOVING CARE OF THE TREASURE COAST LLC	1	2			3
NYC PUBLIC HEALTH LABS			3	100%	3

COVID-19: testing by laboratory

Data through Jan 7, 2021 verified as of Jan 8, 2021 at 09:25 AM

Data in this report are provisional and subject to change.

The numbers in the table below represent the number of Florida and non-Florida residents for whom test results were received by the Department of Health. A person can be tested by more than one laboratory and can have both positive and negative results. **Therefore, the sum of the numbers in each column will be larger than the total number of people tested.**

Reporting lab	Inconclusive	Negative	Positive	Percent positive	Total
MANORCARE NURSING & REHABILITATION CENTER-NAPLES		3			3
PARRISH MEDICAL CENTER-WAIVED TESTING		3			3
DISCOVERY VILLAGE AT STUART		1	2	67%	3
ST VINCENT'S URGENT CARE		3			3
VIDANT MEDICAL CENTER			3	100%	3
MOBIL LAB FOR ALL INC		3			3
BITTINGS APOTHECARY INC		1	2	67%	3
ROANE MEDICAL CENTER		2	1	33%	3
MUNSON MEDICAL CENTER			3	100%	3
MONTANA DEPARTMENT OF PUBLIC HEALTH & HUMAN SERVICES			3	100%	3
PATIENT FIRST - ALLENTOWN			3	100%	3
VILLAGES HEALTH, THE		3			3
ANN STORCK CENTER INC		3			3
THE CLINIC OF PEDIATRICS & GI MEDICINE, INC			3	100%	3
NEWSTAR MEDICAL LABORATORIES		3			3
SOUTH LAKE PEDIATRICS		3			3
ST. CLOUD PHARMACY AND WELLNESS CENTER		3			3
THE RETREAT AT PORT ORANGE			3	100%	3
WELLINGTON REGIONAL MEDICAL CENTER			3	100%	3
NORTH DADE NURSING AND REHABILITATION CENTER			3	100%	3
MOULTRIE CREEK NURSING AND REHAB			3	100%	3
SENTARA NORFOLK GENERAL HOSPITAL CENTRAL LAB			3	100%	3
HARBORCHASE OF STUART			3	100%	3
DEACONESS HOSPITAL			3	100%	3
HARBOUR'S EDGE		2	1	33%	3
MINUTECLINIC DIAGNOSTIC OF MAINE, LLC		2	1	33%	3
CALIFORNIA DEPARTMENT OF PUBLIC HEALTH			3	100%	3
Magnolia Health and Rehab Center			3	100%	3
TRUE HEALTH- HOFFNER		3			3
MARYLAND STATE DEPT OF HEALTH	2		1	33%	3
AMERICAN SCIENTIFIC LABORATORIES LLC			3	100%	3
DOCTORS HOSPITAL RENAISSANCE			2	100%	2
COMPLETE HEALTH MEDICAL CENTER			2	100%	2
MIDWAY SPECIALTY CARE RX LLC			2	100%	2
CITY OF NEW YORK DEPARTMENT OF HEALTH			2	100%	2
LEGACY LABORATORY SERVICES			2	100%	2
MERCY HEALTH LAB		1	1	50%	2
FLORIDA CLINICAL LABORATORY INC			2	100%	2
SUNSHINE GARDENS		2			2
CARILLON SPORTS AND FAMILY MEDICINE		1	1	50%	2
HOLY FAMILY MEDICAL CENTER		1	1	50%	2
NLC LABS			2	100%	2
PREMIER MEDICAL LABORATORY			2	100%	2
FLORIDA MEDICAL CLINIC -INTERNAL MED DADE CITY			2	100%	2
CALIFORNIA DIVISION OF COMMUNICABLE DISEASE CONTROL			2	100%	2
MINUTECLINIC DIAGNOSTIC OF OHIO #7790		1	1	50%	2

COVID-19: testing by laboratory

Data through Jan 7, 2021 verified as of Jan 8, 2021 at 09:25 AM

Data in this report are provisional and subject to change.

The numbers in the table below represent the number of Florida and non-Florida residents for whom test results were received by the Department of Health. A person can be tested by more than one laboratory and can have both positive and negative results. **Therefore, the sum of the numbers in each column will be larger than the total number of people tested.**

Reporting lab	Inconclusive	Negative	Positive	Percent positive	Total
FLORIDA COMMUNITY HEALTH CENTERS, INC.			2	100%	2
ADVENTHEALTH MEDICAL GROUP PEDIATRICS		1	1	50%	2
Greystone Nursing and Rehab, LLC			2	100%	2
COVANCE			2	100%	2
HOME ACCESS HEALTH			2	100%	2
Lakeside Oaks Care Center			2	100%	2
WHITESANDS OUTPATIENT TREATMENT		2			2
TENNESSEE DEPARTMENT OF HEALTH (TDH) - REGIONAL LABORATORY			2	100%	2
THE FOUNTAIN AT BOCA CIEGA BAY		2			2
GRAND VILLA OF MELBOURNE			2	100%	2
PM PEDIATRICS OF BAYSIDE PLLC - HOPEWELL JUNCTION		2			2
MINUTECLINIC, LLC #05814		2			2
HEART OF FLORIDA HEALTH CENTER INC			2	100%	2
Workmens Circle Multicare Center		2			2
SINAI PLAZA NURSING AND REHAB CENTER			2	100%	2
CARENOW-LEBANON		1	1	50%	2
STARR COUNTY MEMORIAL HOSPITAL			2	100%	2
UNIVERSITY OF KANSAS MEDICAL CENTER			2	100%	2
WINCHESTER MEDICAL CENTER			2	100%	2
REELFOOT FAMILY WALK IN CLINIC - TIPT		2			2
RENFREW CENTERS INC		2			2
OURMED		2			2
AMEDISYS HOME HEALTH OF GREENVILLE			2	100%	2
AMI ST FRANCIS HOSPITAL LABORATORY		1	1	50%	2
CORAL REEF NURSING & REHABILITATION CENTER		2			2
OCALA REGIONAL KIDNEY CENTER-WEST			2	100%	2
LIFT HEALTH		2			2
JOHNNIE RUTH CLARKE LAB			2	100%	2
SCIENTIFIC LABORATORY COMPANY		2			2
WALGREENS #05477		2			2
SANFORD REGIONAL HOSPITAL WORTHINGTON		2			2
AFC PHYSICIANS OF FLORIDA, PA			2	100%	2
COMMUNITY MEDICAL CENTER			2	100%	2
NEBRASKA MEDICAL CENTER			2	100%	2
INTERNAL MEDICINE ASSOCIATES-DUNELLON			2	100%	2
INA		1	1	50%	2
THE CLUB AT BOYNTON BEACH, LLC			2	100%	2
APC PEDIATRICS			2	100%	2
SUNRISE SENIOR LIVING OF JACKSONVILLE			2	100%	2
DOCTOR 4 U CLINIC			2	100%	2
LEE PHYSICIAN GROUP		1	1	50%	2
MOBILE COUNTY HEALTH DEPARTMENT		1	1	50%	2
NORTHWELL HEALTH			2	100%	2
SYLVAN NURSING			2	100%	2
NEIGHBORCARE PHARMACY SERVICES		2			2
BOND & STEELE CLINIC PA D/B/A BOND CLINIC PA		2			2

COVID-19: testing by laboratory

Data through Jan 7, 2021 verified as of Jan 8, 2021 at 09:25 AM

Data in this report are provisional and subject to change.

The numbers in the table below represent the number of Florida and non-Florida residents for whom test results were received by the Department of Health. A person can be tested by more than one laboratory and can have both positive and negative results. **Therefore, the sum of the numbers in each column will be larger than the total number of people tested.**

Reporting lab	Inconclusive	Negative	Positive	Percent positive	Total
EXPEDIAN URGENT CARE			2	100%	2
FIRST PREVENTION AND DIALYSIS CENTER LLC			2	100%	2
MEASE COUNTRYSIDE HOSPITAL CARDIAC REH			2	100%	2
MED EXPRESS URGENT CARE PC - MARYLAND		2			2
TRICORE REFERENCE LABORATORY		1	1	50%	2
STUDENT HEALTH SERVICES			2	100%	2
CONEMAUGH MEMORIAL MEDICAL CENTER		2			2
INSPIRE HEALTHCARE CENTER			2	100%	2
MEDICAL CENTER LABORATORY			2	100%	2
BAYMEADOWS PRIMARY CARE		2			2
GIGI WOOD DAVIS DO-FAMILY MEDICINE		2			2
AMERICAN MEDICAL LABORATORIES			2	100%	2
FAMILY FIRST PEDIATRICS			2	100%	2
ST. ELIZABETH HEALTHCARE			2	100%	2
CSS- TWELVE OAKS			2	100%	2
MD NOW URGENT CARE CENTER INC.			2	100%	2
LOWELL GENERAL HOSPITAL			2	100%	2
MAJESTIC GUARDIANS			2	100%	2
COVID PROCESSING SITE			2	100%	2
CORNERSTONE MEDICAL CARE OF BRANDON		2			2
MEDEXPRESS URGENT CARE - WHEELING		1	1	50%	2
MEMORIAL HERMANN CONSOLIDATED LABORATORY SERVICES			2	100%	2
MEDSTAR HARBOR HOSPITAL			2	100%	2
ACCESS LABORATORIES LLC			2	100%	2
MURFREESBORO MEDICAL CLINIC		2			2
UNIVERSITY HOSPITALS OF CLEVELAND			2	100%	2
BAYSTATE MEDICAL CENTER		1	1	50%	2
Avanti Wellness and Rehab			2	100%	2
EP LTC PHARMACY		1	1	50%	2
JRS LABORATORY			2	100%	2
FAST PACE MEDICAL CLINIC PLLC		2			2
MINUTECLINIC DIAG OF IND LLC #1367		2			2
SPRING HILL REGIONAL HOSPITAL			2	100%	2
24TH WEAPONS OF MASS DESTRUCTION - CIVIL SUPPORT		2			2
MINUTECLINIC DIAGNOSTIC OF PA LLC		2			2
MC DIAGNOSTIC OF CONNECTICUT, PC #1043		2			2
MEDEXPRESS URGENT CARE-SALINA, S 9TH ST		2			2
DEPARTMENT OF HEALTH AND HUMAN SERVICES DIVISION OF BEHAVIORAL HEALTH		1	1	50%	2
BAY CORRECTIONAL AND REHABILITATION FACILITY			2	100%	2
Alden Terrace of McHenry			2	100%	2
JEFFERSON WASHINGTON TOWNSHIP HOSPITAL		2			2
RUSSELL MEDICAL CENTER		2			2
INTEGRITY CLINICAL RESEARCH CENTER INC		1	1	50%	2
MEMORIAL SLOAN KETTERING CANCER CENTER		1	1	50%	2
MINUTECLINIC DIAG OF IND, LLC #6648		1	1	50%	2
SOUTH CAROLINA DEPT OF HEALTH AND ENVIRONMENT CONTROL		2			2

COVID-19: testing by laboratory

Data through Jan 7, 2021 verified as of Jan 8, 2021 at 09:25 AM

Data in this report are provisional and subject to change.

The numbers in the table below represent the number of Florida and non-Florida residents for whom test results were received by the Department of Health. A person can be tested by more than one laboratory and can have both positive and negative results. **Therefore, the sum of the numbers in each column will be larger than the total number of people tested.**

Reporting lab	Inconclusive	Negative	Positive	Percent positive	Total
CERTIVIA LABORATORIES			2	100%	2
MINUTE CLINIC DIAGNOSTIC OF VIRGINIA, LLC #7543		2			2
ADVANCED MEDICAL CARE			2	100%	2
ADVENTHEALTH CENTRA CARE PONCIANA			2	100%	2
MADISON HOSPITAL LABORATORY			2	100%	2
Metro West Nursing and Rehab			2	100%	2
SOUTHERN TENNESSEE MEDICAL CENTER			2	100%	2
ROPER HOSPITAL			2	100%	2
Iowa Veterans Home		2			2
CHAPPEL GROUP RESEARCH, THE		2			2
URGENT MED INC		1	1	50%	2
ADVANCED URGENT CARE CENTER OF THE UPPER KEYS			2	100%	2
CVS MINUTE CLINIC DIAG OF IND, LLC #6549		2			2
MINUTECLINIC DIAGNOSTIC OF TN PC #643		2			2
ATHENA CARE RESOURCES LLC		2			2
SCRIPPS CLINIC MEDICAL			2	100%	2
EMERALD TRACE		2			2
Delaware Court Healthcare Center		2			2
PALM CITY NURSING AND REHAB CENTER			2	100%	2
BENTLEY VILLAGE II			2	100%	2
ROCKEFELLER UNIVERSITY CLINICAL GENOMICS LABORATOR		2			2
BENTON PEDIATRICS		2			2
Medilodge of Montrose		2			2
Kennedy University Hospital -Wash Twp L		2			2
NEMOURS CHILDRENS PRIMARY CARE OVIEDO			2	100%	2
ROYAL PALM MEDICAL GROUP, INC		2			2
FLORIDA DEPARTMENT OF HEALTH (FDOH)			2	100%	2
MINUTECLINIC DIAGNOSTIC PA #3344		2			2
MINUTECLINIC, LLC, DBA MINUTECLINIC #6		2			2
JULIE STAATS DO		2			2
MEDEXPRESS URGENT CARE- COLUMBIA HEIGH		2			2
DISCOVERY VILLAGE AT THE FORUM		2			2
SCIENTIA DIAGNOSTICS			2	100%	2
MEDEXPRESS URGENT CARE - BRIDGEVILLE		2			2
BAYFRONT MEDICAL			2	100%	2
SUNCOAST BLOOD BANK			2	100%	2
DEKALB MEDICAL CENTER LABORATORY			2	100%	2
MINUTECLINIC DIAG OF IND LLC #6998		1	1	50%	2
ST. MARY'S MEDICAL CENTER EVANSVILLE, INC			2	100%	2
CROSSROADS			2	100%	2
SPRINGS MEDICAL LAB		1	1	50%	2
DMC UNIVERSITY LABORATORIES		1	1	50%	2
JUPITER INTERNAL MEDICINE AND ASSOCIATES			2	100%	2
ALVERNO CLINICAL LABORATORIES			2	100%	2
ROAN DRUG COMPANY LLC		2			2
FLAGLER PROFESSIONAL HEALTH CAE SERVICES INC		2			2

COVID-19: testing by laboratory

Data through Jan 7, 2021 verified as of Jan 8, 2021 at 09:25 AM

Data in this report are provisional and subject to change.

The numbers in the table below represent the number of Florida and non-Florida residents for whom test results were received by the Department of Health. A person can be tested by more than one laboratory and can have both positive and negative results. **Therefore, the sum of the numbers in each column will be larger than the total number of people tested.**

Reporting lab	Inconclusive	Negative	Positive	Percent positive	Total
ATLAS GENOMICS			2	100%	2
CELEBRATION PEDIATRICS PA			2	100%	2
MINUTE CLINIC DIAG OF IND LLC #8674		2			2
PIEDMONT HOSPITAL LAB			2	100%	2
ADVENTIST HINSDALE HOSPITAL LABORATORY			2	100%	2
STEWART ST ELIZABETH MEDICAL CENTER			2	100%	2
UNIVERSITY OF MARYLAND MEDICAL CENTER			2	100%	2
BD MEDICAL SYSTEMS			2	100%	2
MIDWAY PRIMARY CARE LLC		2			2
SAFE PMC		2			2
BRANDON REGIONAL EMERGENCY CTR			2	100%	2
FKC AMELIA ISLAND DIALYSIS			2	100%	2
BAPTIST HOSPITAL EMPLOYEE HEALTH OFF			2	100%	2
SOUTH COUNTY MENTAL HEALTH CENTER INC			2	100%	2
UC CORAL GABLES			2	100%	2
BIOHEALTH MEDICAL LAB INC			2	100%	2
Oakwood - North Baldwins Center for Living		2			2
WEST COAST PEDIATRICS			2	100%	2
MINUTECLINIC DIANOSTIC OF VIRGINA, LL		2			2
MINUTECLINIC 7196		2			2
EASTLAKE MEDICAL CENTER		2			2
MINUTECLINIC DIAGNOSTIC OF SC, LLC #4		2			2
Lake Charles Healthcare LLC dba Landmark Lake Charles			2	100%	2
FIRST CARE - MIDDLESBORO			2	100%	2
HALIFAX HEALTH CARE FOR WOMEN		2			2
AGILE URGENT CARE			2	100%	2
BROWNE MEDICAL LLC		1	1	50%	2
PALOS COMMUNITY HOSPITAL LABORATORY			2	100%	2
CHARLOTTE COUNTY HEALTH DEPARTMENT			2	100%	2
CENTRAL FLORIDA FAMILY HEALTH CENTER		2			2
CLAYMED OF NORTH FLORIDA			2	100%	2
MEDICAL CENTER AT OCEAN REEF,THE		2			2
WIREGRASS MEDICAL CENTER			2	100%	2
BETHPAGE EXTENDED HOURS CENTER		2			2
MINUTECLINIC, DIAGNOSTIC OF TEXAS, LLC		2			2
SIMMONS			2	100%	2
MINUTECLINIC DIAGNOSTIC MEDICAL		2			2
OHIO HEALTH DOCTORS HOSPITAL			2	100%	2
URGENT CARE OF NEW YORK		2			2
ALLIANCE PEDIATRICS PA			2	100%	2
CLEARWATER PAIN MANAGEMENT ASSOCIATES			2	100%	2
GAINESVILLE PEDIATRIC ASSOCIATES			2	100%	2
NAVAL BRANCH MEDICAL CLINIC			2	100%	2
UNIVERSITY OF MISSOURI HEALTH CARE			2	100%	2
Great Lakes Health Center			2	100%	2
UWMC MONTLAKE DEPT OF LAB MED			2	100%	2

COVID-19: testing by laboratory

Data through Jan 7, 2021 verified as of Jan 8, 2021 at 09:25 AM

Data in this report are provisional and subject to change.

The numbers in the table below represent the number of Florida and non-Florida residents for whom test results were received by the Department of Health. A person can be tested by more than one laboratory and can have both positive and negative results. **Therefore, the sum of the numbers in each column will be larger than the total number of people tested.**

Reporting lab	Inconclusive	Negative	Positive	Percent positive	Total
ASHLEY PEDIATRICS			2	100%	2
POINTE AT NEW PORT PLACE,THE		2			2
ManorCare Rehabilitation Center- Decatur		2			2
ADVANCED PEDIATRICS			2	100%	2
GULF COAST PEDIATRICS OF SARASOTA PA		1	1	50%	2
RAPID RELIABLE TESTING NY LLC		2			2
HCR MANOR CARE SERVICES OF FLORIDA III INC		2			2
CVS HEALTH, #1994		1	1	50%	2
BELLE GLADES HEALTH CLINIC			2	100%	2
MEDEXPRESS URGENT CARE - LINCOLN N 26T		2			2
GOLDSTEIN			2	100%	2
MEDEXPRESS URGENT CARE- ALLISON PARK		1	1	50%	2
ASCENSION ST VINCENT'S RIVERSIDE			2	100%	2
PHYSICIANS REGIONAL MEDICAL CTR - COLLIER BLVD			2	100%	2
BIONIC TECHNOLOGIES CORPORATION			2	100%	2
ELMHURST MEMORIAL HOSPITAL			2	100%	2
WISE HEALTH SYSTEM		1	1	50%	2
HOUSTON HEALTH DEPARTMENT - BUREAU OF LABORATORY SERVICES			2	100%	2
MINUTECLINIC DIAG OF IND LLC #1138		1	1	50%	2
RAPID URGENT CARE - ALBANY			2	100%	2
SENDER RETREAT ADULT DAY CARE CENTERS			2	100%	2
BRITO MEDICAL CENTER			2	100%	2
SOUTH LAKE FAMILY HEALTH CENTER			2	100%	2
FLORIDA SCHOOL FOR THE DEAF & BLIND			2	100%	2
STEBEN COUNTY PUBLIC HEALTH		2			2
MAWD PATHOLOGY GROUP			2	100%	2
FL DEPT OF HEALTH MARION COUNTY MOBILE HEALTH UNIT			2	100%	2
ADULT MEDICINE OF LAKE COUNTY INC			2	100%	2
MEDEXPRESS URGENT CARE FOX CHAPEL		2			2
NOVA SOUTHEASTERN UNIVERSITY - STUDENT MEDICAL CTR			2	100%	2
CHEROKEE COUNTY HEALTH AND REHAB CENTER		2			2
CLEAR LAKE REGIONAL MEDICAL CENTER			2	100%	2
SIGNATURE CARE LEWISVILLE-EMERGENCY CENTER		1	1	50%	2
ORMOND BEACH URGENT CARE			2	100%	2
SUPERIOR RESIDENCES OF CLERMONT		2			2
AFFORDABLE PRIMARY CARE LLC		2			2
IN AND OUT URGENT CARE			2	100%	2
MINUTECLINIC MINUTECLINIC #8505		2			2
MINUTECLINIC DIAGNOSTIC OF MINNESOTA		2			2
GENETIC ASSAYS INC			2	100%	2
FLORIDA KEYS PED & ADOLES CTR			2	100%	2
MINUTECLINIC, LLC #1796		1	1	50%	2
Alden Des Plaines			2	100%	2
Elba Nursing and Rehabilitation Center, LLC		2			2
HUNT CLUB MEDICAL CARE			2	100%	2
SPECTRA LABS		1	1	50%	2

COVID-19: testing by laboratory

Data through Jan 7, 2021 verified as of Jan 8, 2021 at 09:25 AM

Data in this report are provisional and subject to change.

The numbers in the table below represent the number of Florida and non-Florida residents for whom test results were received by the Department of Health. A person can be tested by more than one laboratory and can have both positive and negative results. **Therefore, the sum of the numbers in each column will be larger than the total number of people tested.**

Reporting lab	Inconclusive	Negative	Positive	Percent positive	Total
Holiday Retirement Home			2	100%	2
PINECREST PEDIATRICS GROUP LLC			2	100%	2
POINT OF CARE PRIVATE HEALTH MANAGEMENT			2	100%	2
WOMENS CARE FLORIDA LLC-LABORATORY		2			2
SPARROW CENTRAL LAB			2	100%	2
TMH EC NORTHEAST LABORATORY			2	100%	2
SOUTH DAKOTA DEPARTMENT OF HEALTH		2			2
CCRX OF NORTH CAROLINA, LLC		1	1	50%	2
PM PEDIATRICS OF BAYSIDE, PLLC - MANHASSET		2			2
NOT GIVEN		1	1	50%	2
COL CROSSROAD		1	1	50%	2
MINUTE CLINIC DIAGNOSTIC OF KANSAS PA		2			2
ST. LUCIE COUNTY HEALTH DEPARTMENT		1	1	50%	2
POMERENE HOSPITAL			2	100%	2
WESTPAC LABS INC			2	100%	2
ST. MARY'S HOSPITAL			2	100%	2
ASSOCIATES IN MEDICINE			2	100%	2
MINUTECLINIC DIAGNOSTIC OF TN PC #242		2			2
SACRED HEART HOSPITAL ON THE EMERALD			2	100%	2
REGIONS HOSPITAL LABORATORY			2	100%	2
LACORP		1	1	50%	2
VAULT HEALTH			2	100%	2
ADVICE FOR OPTIMAL WELLNESS			2	100%	2
FLORIDA HOSPITAL PHYSICIANS GROUP			2	100%	2
BNC Medical Investors, LLC Berrien Nursing & Rehabilitation Center		2			2
MEDEXPRESS URGENT CARE - LINCOLN VILLA		2			2
MINUTECLINIC DIAGNOSTIC OF NEW MEXICO		2			2
University Center East			2	100%	2
POMONA VALLEY COMMUNITY HOSPITAL			2	100%	2
NORTON IMMEDIATE CARE CENTER - PRESTON			2	100%	2
VANAYER HEALTHCARE AND REHAB CENTER		2			2
CVS MINUTE CLINIC DIAGNOSTIC MED GRP		2			2
BFT LAB			2	100%	2
HAWAII DEPARTMENT OF HEALTH			2	100%	2
COOK HOSPITAL AND CARE CENTER		1	1	50%	2
PEPIN ACADEMIES-PASCO		2			2
BRANDYWYNE HEALTH CARE CENTER			2	100%	2
NEMOURS CHILDREN'S PRIMARY CARE THE VILLAGES		2			2
MINUTE CLINIC LLC #4017		2			2
SOUTHEASTERN INSTITUTE OF RESTORATIVE MEDICINE		1	1	50%	2
MID-FLORIDA HEMATOLOGY AND ONCOLOGY CENTERS		2			2
MEDEXPRESS URGENT CARE-CHIPPEWA		1	1	50%	2
GUTHRIE MEDICAL GROUP - CORNING		2			2
NEW BRIDGE MEDICAL CENTER		2			2
FLORIDA PRIMARY CARE CENTER PA		2			2
SUNBRIDGE CARE & REHAB FOR DECATUR		2			2

COVID-19: testing by laboratory

Data through Jan 7, 2021 verified as of Jan 8, 2021 at 09:25 AM

Data in this report are provisional and subject to change.

The numbers in the table below represent the number of Florida and non-Florida residents for whom test results were received by the Department of Health. A person can be tested by more than one laboratory and can have both positive and negative results. **Therefore, the sum of the numbers in each column will be larger than the total number of people tested.**

Reporting lab	Inconclusive	Negative	Positive	Percent positive	Total
CVS MINUTE CLINIC DIAGNOSTIC OF KANSAS, PA		2			2
Bethany Health and Rehab		2			2
JOHN D. ARCHBOLD MEM. HOSPITAL			2	100%	2
MEDEXPRESS URGENT CARE-CLOQUET		2			2
GUIDEWELL EMERGENCY MEDICINE DOCTORS LLC			2	100%	2
MINUTECLINIC, LLC #07852		2			2
RELIANT IMMUNE DIAGNOSTICS			2	100%	2
MORRISTOWN MEMORIAL HOSPITAL		2			2
Heartland Healthcare Center Boca Raton			2	100%	2
OELWEIN HEALTH CARE CENTER		2			2
NATIONWIDE LABORATORY SERVICES		1	1	50%	2
MINUTE CLINIC DIAGNOSTIC MED GRP		2			2
TGH Brandon Healthplex Laboratory			2	100%	2
BOND COMMUNITY HEALTH CENTER			2	100%	2
ADVENTHEALTH IMAGING PARTIN SETTLEMENT			2	100%	2
TRINITAS REGIONAL MEDICAL CENTER		1	1	50%	2
Kings County Hospital Center			2	100%	2
PRINCETON BMC LABORATORY		2			2
CELEBRATION PRIMARY CARE ASSOCIATES LLC		2			2
OAKBRIDGE TERRACE AT SAE			2	100%	2
MEDEXPRESS URGENT CARE, HERMITAGE		1	1	50%	2
SPECIALTY LABORATORIES			2	100%	2
NEW GEN LABS			2	100%	2
CHESTERFIELD HEALTHCARE GROUP, INC		2			2
LIFETIME FAMILY URGENT CARE			2	100%	2
PHYSICIANS CARE INC		1	1	50%	2
Rosedale Green		2			2
PEACE RIVER MEDICAL CENTER		2			2
DEPT OF HEALTH			2	100%	2
WAL-MART STORES EAST LP		2			2
BAYLOR COLLEGE OF MEDICINE			2	100%	2
LABRADOR PRIMARY CARE CENTER			2	100%	2
PREMIER FAMILY HEALTH PA			2	100%	2
MID - FLORIDA PATHOLOGY LLC		1	1	50%	2
PruittHealth Lakehaven		2			2
CELEBRATION PEDIATRICS			2	100%	2
THE HOSPITAL OF PROVIDENCE EMERGENCY ROOM			2	100%	2
BROOME COUNTY HEALTH DEPARTMENT		1	1	50%	2
EMORY UNIVERSITY HOSPITAL			2	100%	2
ACCESS CARE MEDICAL GROUP LLC		2			2
THE PATHOLOGY LABORATORY		1	1	50%	2
TALLAHASSEE MEMORIAL HEALTHCARE FAMILY MED RESIDENCY			2	100%	2
MEDEXPRESS URGENT CARE - OMAHA N 72 ST		2			2
INTEGRATED REGIONAL LABS			2	100%	2
LEE MEMORIAL HOSPITAL BLOOD GAS LAB			2	100%	2
PHYSICIANS MEDICAL CENTER		2			2

COVID-19: testing by laboratory

Data through Jan 7, 2021 verified as of Jan 8, 2021 at 09:25 AM

Data in this report are provisional and subject to change.

The numbers in the table below represent the number of Florida and non-Florida residents for whom test results were received by the Department of Health. A person can be tested by more than one laboratory and can have both positive and negative results. **Therefore, the sum of the numbers in each column will be larger than the total number of people tested.**

Reporting lab	Inconclusive	Negative	Positive	Percent positive	Total
URGENT CARE AND SURGERY CENTER			2	100%	2
MEDEXPRESS URGENT CARE, BELLE VERNON		2			2
ST VINCENTS AMBULATORY CARE INC DBA			2	100%	2
GOLDMAN SACHS HEALTH CENTER		2			2
PEDIATRICS IN BREVARD-COCOA BEACH		2			2
MINUTECLINIC, LLC (CLINIC 10928)		2			2
PHYSICIANS LABORATORY SERVICES			2	100%	2
ATRIA SAN PABLO			2	100%	2
MINUTE CLINIC, LLC #4650		2			2
FLORIDA PRIMARY & SPECIALTY CARE		2			2
SHORE MEDICAL CENTER		2			2
WISCONSIN STATE LABORATORY OF HYGIENE		1	1	50%	2
MEDEXPRESS URGENT CARE - EAST BRUNSWICK		2			2
MINUTECLINIC, LLC #5707		2			2
ARLINGTON DIALYSIS CENTER LLC		2			2
KAILOS GENETICS INC			2	100%	2
PTC LABORATORIES			2	100%	2
MINUTECLINIC DIAG OF IND, LLC #6472		2			2
LAB CORP OF AMER SAN DIEGO			2	100%	2
MED FUSION			2	100%	2
NATIONAL JEWISH HEALTH			2	100%	2
Fort Gaines Health and Rehab		2			2
BENEVA LAKES ASSISTED LIVING CENTER			2	100%	2
REGIONAL MEDICAL CENTER BAYONET POINT			2	100%	2
ACL LABORATORIES INDUSTRIAL TOXICOLOGY			2	100%	2
PEACEHEALTH CENTRAL		2			2
DIAGNOSTIC & MEDICAL SPECIALISTS OF GREENWICH		2			2
Gracemore Nursing and Rehab		2			2
ARCPPOINT LABS OF ALTAMONTE SPRINGS			2	100%	2
WEAKLEY COUNTY REHAB AND NURSING CENTER		2			2
Rutgers Health Rwj University Hospital - Laboratory		2			2
LEXINGTON PLACE			2	100%	2
MEDEXPRESS URGENT CARE - CEDAR KNOLLS		2			2
PROHEALTH PRIMARY CARE - GLEN OAKS		2			2
MIDLAND MEMORIAL HOSPITAL			2	100%	2
EXCEPTIONAL EMERGENCY CENTER - AMARILLO			2	100%	2
DRR JMC URGENT CARE DONALD ROSS			2	100%	2
CLINICA HISPANIA			2	100%	2
YOUTH AND YOU, INC		2			2
GRAND VILLA OF NEW PORT RICHEY			2	100%	2
HARLEM HOSPITAL CENTER		2			2
CRUC CMCH-COVID-19		2			2
LAKELAND REGIONAL HEALTH		2			2
MD NOW URGENT CARE MEDICAL CENTERS INC			2	100%	2
VETERANS AFFAIRS MEDICAL CENTER - GREATER LOS ANGELES			2	100%	2
MEDEXPRESS URGENT CARE-BLOOMFIELD AVEN		2			2

COVID-19: testing by laboratory

Data through Jan 7, 2021 verified as of Jan 8, 2021 at 09:25 AM

Data in this report are provisional and subject to change.

The numbers in the table below represent the number of Florida and non-Florida residents for whom test results were received by the Department of Health. A person can be tested by more than one laboratory and can have both positive and negative results. **Therefore, the sum of the numbers in each column will be larger than the total number of people tested.**

Reporting lab	Inconclusive	Negative	Positive	Percent positive	Total
WALGREENS #13605		2			2
CARE NOW, INC			2	100%	2
STUART SURGERY CENTER, LLC			2	100%	2
MEDEXPRESS-HOUSTON EAST FWY		1	1	50%	2
PANCARE HEALTH - SNEADS ELEMENTARY			2	100%	2
VOLUNTEERS OF AMERICA OF FLORIDA			2	100%	2
CVS MINUTE CLINIC DIAGNOSTIC OF TN #6044		2			2
SARASOTA MEMORIAL MEDICAL URGENT CARE CENTER			2	100%	2
Kindred Hospital South Florida Hollywood SNU		1	1	50%	2
GULF COAST IMMEDIATE CARE CENTER		1	1	50%	2
ONTARIO COUNTY PUBLIC HEALTH		2			2
ONE MEDICAL GROUP		1	1	50%	2
RESIDENTIAL PLAZA AT BLUE LAGOON INC		2			2
FLORIDA DEPARTMENT OF HEALTH WASHINGTON COUNTY		1	1	50%	2
CITRUS PARK			2	100%	2
INTERNAL MEDICINE & PEDIATRICS WELLNESS CENTER			2	100%	2
NAVAL MEDICAL CENTER			2	100%	2
MINUTECLINIC DIAG OF IND, LLC #6910		2			2
LIFESPRING COMMUNITY HEALTH		2			2
MINUTECLINIC DIAGNOSTICS OF IND LLC		1	1	50%	2
CVS MINUTE CLINIC DIAGNOSTIC OF TN #3293		2			2
UNIVERISTY OF MEMPHIS ATHLETIC TRAINI		2			2
BOONES CREEK URGENT CARE		1	1	50%	2
BAYCARE MEDICAL GROUP, INC		2			2
BAPTIST HEALTH LEXINGTON			2	100%	2
HEALTHPARK MEDICAL CTR NURSING SVC		2			2
MEDEXPRESS URGENT CARE-MT PLEASANT		1	1	50%	2
PROPATH			2	100%	2
MAGNOLIA ADULT, LLC			2	100%	2
SWEETWATER NURSING CENTER		2			2
TRUE HEALTH INC			2	100%	2
USCG SECTOR ST PETE		1	1	50%	2
HENDRY/GLADES COUNTY HEALTH DEPARTMENT		2			2
ORANGE COUNTY HEALTH DEPARTMENT		1	1	50%	2
MED TECH SERVICES OF PALM BEACH INC		2			2
LEE MEMORIAL HEALTH SYSTEM D/B/A			2	100%	2
MEMORIAL HERMANN			2	100%	2
VA PRIMARY CARE ANNEX			2	100%	2
PRECISION DIAGNOSTIC INC		2			2
FLORIDA DEPARTMENT OF HEALTH IN ESCAMBIA COUNTY		1	1	50%	2
Cleveland Clinic Weston			2	100%	2
LILY PHARMACY		2			2
87TH MEDICAL GROUP - MCGUIRE AMBULATORY CARE FACILITY		2			2
BRIGHAM AND WOMEN'S HOSPITAL			2	100%	2
BAPTIST HEALTHCARE - LAKEVIEW CENTER INC		2			2
MEDEXPRESS URGENT CARE - WEST ST PAUL, ROBERT ST S		2			2

COVID-19: testing by laboratory

Data through Jan 7, 2021 verified as of Jan 8, 2021 at 09:25 AM

Data in this report are provisional and subject to change.

The numbers in the table below represent the number of Florida and non-Florida residents for whom test results were received by the Department of Health. A person can be tested by more than one laboratory and can have both positive and negative results. **Therefore, the sum of the numbers in each column will be larger than the total number of people tested.**

Reporting lab	Inconclusive	Negative	Positive	Percent positive	Total
LEGACY ER & URGENT CARE - FRISCO WEST			2	100%	2
US LABS		2			2
New Jersey Aim At Smg		2			2
SUNNYSIDE MANOR		2			2
MEDICAL CITY DALLAS HOSPITAL			2	100%	2
FIRST CHOICE MEDICAL PC			2	100%	2
MINUTECLINIC MINUTECLINIC #921		2			2
LIFE CARE CENTER OF PALM BAY		2			2
SPRINGHILL SENIOR RESIDENCE		2			2
Warren Center for Rehabilitation and Nursing		2			2
KINGS BAY PEDIATRICS LLC			2	100%	2
TMH PHYSICIAN PARTNERS MONTICELLO		1	1	50%	2
MINUTE CLINIC LLC # 2033		1	1	50%	2
MINUTECLINIC DIAG OF IND, LLC #6483		1	1	50%	2
AIRPORT CLINIC			2	100%	2
OUR LADY OF THE LAKE REGIONAL MEDICAL CENTER			2	100%	2
MEDEXPRESS URGENT CARE - JEANNETTE		2			2
Avalon Healthcare and Rehabilitation Center			2	100%	2
SHELL POINT HOME HEALTH			2	100%	2
FAMILY TREE DNA			2	100%	2
ADVANCED RESEARCH FOR HEALTH IMPROVEMENT		1	1	50%	2
ST LUKES HOSPITAL			2	100%	2
ADVANCED URGENT CARE LLC			2	100%	2
MINUTECLINIC MINUTECLINIC #4978		1	1	50%	2
DES PLAINES CLINICAL LAB			2	100%	2
DALLAS MEDICAL CENTER			2	100%	2
MINUTECLINIC DIAGNOSTIC OF OHIO #2964		2			2
UK HEALTHCARE			2	100%	2
ADVANCED MEDICAL OF FLORIDA			2	100%	2
UNIVERSITY OF ILLINOIS HOSPITAL			2	100%	2
INSPIRIT SENIOR LIVING			2	100%	2
BAYFRONT HMA CONVENIENT CARE, LLC		2			2
WASHINGTON STATE DEPARTMENT OF HEALTH PUBLIC HEALTH LABORATORIES			2	100%	2
Terrace of Jacksonville			2	100%	2
PLASMA MED RESEARCH DBA		2			2
ACKERMAN CANCER CENTER		2			2
NEW YORK STATE DEPARTMENT OF HEALTH		1	1	50%	2
METHODIST MANSFIELD MEDICAL CENTER			2	100%	2
HOME DOCS		1	1	50%	2
MEDLOGIC, LLC		2			2
U OF MIAMI MILLER SCHOOL OF MEDICINE			2	100%	2
GINKGO-IXLAYER		2			2
ADVENTHEALTH EAST ORLANDO EMPLOYEE CLINIC		2			2
MARCO ISLAND HOSPITAL INC D/B/A		1	1	50%	2
ALL PEDIATRIC CARE PA			2	100%	2
CEDARS-SINAI MEDICAL CENTER			2	100%	2

COVID-19: testing by laboratory

Data through Jan 7, 2021 verified as of Jan 8, 2021 at 09:25 AM

Data in this report are provisional and subject to change.

The numbers in the table below represent the number of Florida and non-Florida residents for whom test results were received by the Department of Health. A person can be tested by more than one laboratory and can have both positive and negative results. **Therefore, the sum of the numbers in each column will be larger than the total number of people tested.**

Reporting lab	Inconclusive	Negative	Positive	Percent positive	Total
SIGNATURE HEALTHCARE OF MIDDLEBURG		2			2
WHOLE CHILD PEDIATRICS			2	100%	2
MEDEXPRESS URGENT CARE - SOUTH CHARLESTON		2			2
MARQUESA MEDICAL		2			2
MARTHA A PRICE MD PA		1	1	50%	2
MEDEXPRESS URGENT CARE-SELINGSGROVE		2			2
CARE 365			2	100%	2
CLEVELAND CLINIC IMAGING			2	100%	2
PRESBYTERIAN HOME		2			2
SOUTHSIDE FAMILY MEDICAL		2			2
NEMOURS CHILDRENS PRIMARY CARE			2	100%	2
FLORIDA MEDICAL CLINIC RADIOLOGY DALE MABRY		2			2
GEISINGER MEDICAL CENTER		2			2
MINUTECLINIC DIAGNOSTIC OF TN PC #442		2			2
STANFORD HEALTH CARE ANATOMIC PATHOLOGY & CLINICAL LAB			2	100%	2
JUST BELIEVE RECOVERY CENTER			2	100%	2
PINARD HOME HEALTH SERVICES INC			2	100%	2
Good Samaritan Society-Blackduck		1	1	50%	2
MINUTECLINIC, LLC #1470		2			2
TENNESSEE VALLEY HCS			2	100%	2
UW HOSPITAL AND CLINICS		1	1	50%	2
MINUTECLINIC DIAGNOSTIC OF SOUTH CAROL		2			2
MINUTECLINIC DIAGNOSTIC OF NEVADA #87		1	1	50%	2
MINUTECLINIC DIAGNOSTIC OF OHIO #6192		2			2
MANATEE MEMORIAL HOSPITAL CLINICAL LABORATORY			2	100%	2
HEARTLAND HOME HEALTH CARE		2			2
UT PATH			2	100%	2
MEDEXPRESS URGENT CARE - WEXFORD		2			2
NORTHCREST MEDICAL CENTER			2	100%	2
SCDHEC BUREAU OF LABORATORIES			2	100%	2
OPTUM PRIMARY CARE - SILVER LAKES			2	100%	2
EAST NAPLES PEDIATRICS			2	100%	2
GULF COAST REGIONAL MEDICAL CARE		2			2
MINUTECLINIC DIAGNOSTIC OF NORTH CARO		2			2
MEDEXPRESS URGENT CARE GREENSBURG		2			2
ST. JOSEPH REGIONAL MEDICAL CENTER			2	100%	2
KINDRED HOSPITAL OCALA		2			2
MIAMI RESCUE MISSION CLINIC INC			2	100%	2
FEDERAL CORRECTIONAL INSTITUTION MARIANNA			2	100%	2
DEPARTMENT OF HEALTH AND HUMAN SERVICES			2	100%	2
BERGEN COUNTY SURGICAL AND ENDOSCOPY CENTER		2			2
UT AUSTIN UNIVERSITY HEALTH SERVICES			2	100%	2
Iron County Medical Care Facility		2			2
VILLA HEALTH NH LLC			2	100%	2
MINUTE CLINIC LLC #5706		1	1	50%	2
COASTAL MEDICAL LAB			2	100%	2

COVID-19: testing by laboratory

Data through Jan 7, 2021 verified as of Jan 8, 2021 at 09:25 AM

Data in this report are provisional and subject to change.

The numbers in the table below represent the number of Florida and non-Florida residents for whom test results were received by the Department of Health. A person can be tested by more than one laboratory and can have both positive and negative results. **Therefore, the sum of the numbers in each column will be larger than the total number of people tested.**

Reporting lab	Inconclusive	Negative	Positive	Percent positive	Total
DELAWARE DIAGNOSTICS LABS			2	100%	2
MINUTECLINIC DIAGNOSTIC OF TEXAS, LLC #7435		2			2
CVS MINUTE CLINIC DIAGNOSTIC		2			2
ASCENSION ST MICHAEL'S HOSPITAL LAB		1	1	50%	2
TULANE MEDICAL CENTER			2	100%	2
BAYSHORE MEDICAL CENTER			2	100%	2
MEDEXPRESS URGENT CARE - YORK			2	100%	2
Jackson Health Care Facility			2	100%	2
AUSTIN REGIONAL CLINIC MICROBIOLOGY LAB			2	100%	2
ASPIRUS RIVERVIEW HOSPITAL & CLINICS INC		1	1	50%	2
NORTH MCALLEN PEDIATRIC CENTER			2	100%	2
SANIBEL MEDICAL CLINIC			2	100%	2
IN & OUT URGENT CARE METAIRIE			2	100%	2
DOCTORS MEDICAL CTR OF WALTON COUNTY			2	100%	2
PALMETTO FAMILY HEALTH CENTER			2	100%	2
MORGAN STANLEY HEALTH CENTER		2			2
441 URGENT CARE-MULBERRY			2	100%	2
MINUTECLINIC DIAGNOSTIC OF TN, PC 6438		1	1	50%	2
GALEN BAYLOR EXTENSION		2			2
UNITED MEMORIAL MEDICAL CENTER			2	100%	2
MINUTECLINIC DIAGNOSTIC OF PENNSYLVAN		2			2
EXPRESSCARE URGENT CARE CENTER			2	100%	2
Cedar Valley Nursing & Rehab Center		2			2
MEDEXPRESS URGENT CARE - SPRINGDALE, S 40TH STREET		2			2
CVS HEALTH MINUTE CLINIC			2	100%	2
CURATIVE		1	1	50%	2
Church Creek SNF			2	100%	2
ADVENTHEALTH MEDICAL GROUP MULTISPECIALTY			2	100%	2
ORLANDO LUTHERAN TOWERS		1	1	50%	2
RAINY LAKE MEDICAL CENTER			2	100%	2
GRAND VILLA OF ORMOND BEACH		2			2
RIVERVIEW MEDICAL CLINIC		2			2
MIDDLE TENN MENTAL HEALTH INSTITUTE		2			2
CARE CENTERS OF NASSAU LLC MINER ROAD SOUTH		2			2
ADVICE FOR OPTIMAL WELLNESS, INC			2	100%	2
MINUTECLINIC DIAGNOSTIC MED GRP OF CA		2			2
SOUTHEAST GEORGIA HEALTH SYSTEM			2	100%	2
LAKE MARY HEALTH AND REHABILITATION CENTER		1	1	50%	2
METROHEALTH SYSTEM			2	100%	2
A+ URGENT/PRIMARY CARE			2	100%	2
STARLING AT NOCATEE			2	100%	2
CPL LABS			2	100%	2
VIRGINIA DEPT OF HEALTH OFFICE OF EPIDEMIOLOGY			2	100%	2
HANOVER ENDOSCOPY CENTER		2			2
BIOMAT USA			2	100%	2
MEDEXPRESS URGENT CARE - HOLLINS		2			2

COVID-19: testing by laboratory

Data through Jan 7, 2021 verified as of Jan 8, 2021 at 09:25 AM

Data in this report are provisional and subject to change.

The numbers in the table below represent the number of Florida and non-Florida residents for whom test results were received by the Department of Health. A person can be tested by more than one laboratory and can have both positive and negative results. **Therefore, the sum of the numbers in each column will be larger than the total number of people tested.**

Reporting lab	Inconclusive	Negative	Positive	Percent positive	Total
MEDEXPRESS URGENT CARE-WILKINS TOWNSHIP, WILLIAM PENN HIGHWAY		2			2
Robert Cranfield			2	100%	2
VERILY LIFE SCIENCES		2			2
MINUTECLINIC DIAGNOSTIC PA #7110		2			2
JOHNSON CITY MEDICAL CENTER		1	1	50%	2
TMH PHYSICIAN PARTNERS BLOUNTSTOWN			2	100%	2
FLORIDA MEDICAL CENTER OF CLEARWATER		2			2
CVA MINUTE CLINIC DIAGNOSTIC OF VIRGINIA, LLC		2			2
ST. LUKE'S HOSPITAL - BETHLEHEM CAMPUS		1	1	50%	2
BMC/JACSONVILLE		1	1	50%	2
Parkridge Specialty Care		2			2
BAYCARE LABORATORIES			2	100%	2
Bedford Care Center of Hattiesburg		2			2
Gulf Shore Care Center			2	100%	2
SKIPPACK MEDICAL LAB			2	100%	2
RIGHT AT HOME			2	100%	2
MARTIN MEDICAL CENTER INC		1	1	50%	2
PALM BAY COMMUNITY OUTPATIENT CLINIC		2			2
ADVENT HEALTH CENTRAL TEXAS		1	1	50%	2
MEDEXPRESS - WILMINGTON KIRKWOOD HIGHWAY		2			2
BAYFRONT FAMILY HEALTH CENTER			2	100%	2
GRACE HEALTHCARE OF LAKE WALES		1	1	50%	2
MINUTECLINIC, LLC #03268		2			2
Lehigh Acres Health and Rehabilitation			2	100%	2
UNIVERSITY HOSPITAL OF BROOKLYN		2			2
PUBLIC HEALTH LABORATORY	1		1	50%	2
MINUTE CLINIC DIAGNOSTIC OF SOUTH CAROLINA		1	1	50%	2
LIFE CARE CENTER OF SKAGIT VALLEY		2			2
PARADIGM LABORATORIES			2	100%	2
ACCESS MEDICAL GROUP OF FLORIDA CITY			2	100%	2
JACKSON LABORATORY OF GENOMIC MEDICINE		2			2
PALM BEACH GARDENS MEDICAL CENTER			2	100%	2
HEARTLAND - CHARLESTON OF HANAHAN SC,		2			2
MAIN STREET MEDICAL CENTERS		2			2
MINUTECLINIC DIAGNOSTIC OF SC, LLC #7		1	1	50%	2
TAMPA INTERNATIONAL AIRPORT			2	100%	2
ADVOCATE SHERMAN HOSPITAL			2	100%	2
VALLEY BAPTIST MEDICAL CENTER: BROWNSVILLE			2	100%	2
AMERICAN HEALTH ASSOC. LABORATORY SOUTH			2	100%	2
UTMB PATHOLOGY CLINICAL SERVICES LABORATORY			2	100%	2
MEDEXPRESS URGENT CARE - LEDGEWOOD		2			2
HOLLY HILL HOME INFUSION SERVICE		2			2
PALM MEDICAL CENTER - PLANT CITY		2			2
SANTA ROSA COUNTY HEALTH DEPARTMENT			2	100%	2
FRESENIUS MEDICAL CARE			2	100%	2
FLORIDA MEDICAL CLINIC CARDIOLOGY-ZH			2	100%	2

COVID-19: testing by laboratory

Data through Jan 7, 2021 verified as of Jan 8, 2021 at 09:25 AM

Data in this report are provisional and subject to change.

The numbers in the table below represent the number of Florida and non-Florida residents for whom test results were received by the Department of Health. A person can be tested by more than one laboratory and can have both positive and negative results. **Therefore, the sum of the numbers in each column will be larger than the total number of people tested.**

Reporting lab	Inconclusive	Negative	Positive	Percent positive	Total
SPECTRUM HEALTH			2	100%	2
PEDIATRIC HEALTH CARE		1	1	50%	2
Masonic Medical Research Institute			1	100%	1
ATRIA TAMARAC			1	100%	1
SPECTRUM LABORATORY			1	100%	1
Rehab Select of Talladega		1			1
ADVENTHEALTH IMAGING LAKE NONA			1	100%	1
ST JOHNS EPISCOPAL HOSPITAL SOUTH SHORE		1			1
SUN CITY DIAGNOSTIC CENTER			1	100%	1
HSRE-ASL CASSELBERRY TRS, LLC			1	100%	1
MEDEXPRESS URGENT CARE - WESTFIELD, E MAIN ST			1	100%	1
PM PEDIATRICS PC			1	100%	1
NORTH FLORIDA MEDICAL CENTERS INC		1			1
PRIMACARE MEDICAL LAKEWOOD			1	100%	1
Signature Healthcare of Savannah		1			1
LOPEZ		1			1
Birmingham Nursing & Rehab Center		1			1
LOURDES URGENT CARE			1	100%	1
MIAMI CHILDRENS HOSPITAL MIDTOWN OUTPATIENT CENTER			1	100%	1
CONCIERGE INTERNAL MEDICINE ASSOCIATES			1	100%	1
BAYFRONT CARDIOVASCULAR ASSOCIATES			1	100%	1
MEDEXPRESS URGENT CARE - BROOKHAVEN		1			1
CLARKSVILLE MANOR INC		1			1
Kroger 717 - The Little Clinic Dolphin Drive			1	100%	1
HEALTH PLUS SUNRISE MEDICAL OFFICE			1	100%	1
YOUR KIDS URGENT CARE			1	100%	1
LABORATORIO MEDICO CENTRAL CONDOMINO MD			1	100%	1
Community Care Center of Heritage House, LLC			1	100%	1
MEASE MANOR INC			1	100%	1
PULMONARY MEDICINE		1			1
Kroger - KRO03400316			1	100%	1
METHODISM MIDLOTHIAN MEDICAL CENTER			1	100%	1
UF HEALTH - WILDLIGHT			1	100%	1
OMNI HEALTHCARE INC			1	100%	1
Chateau Living Center			1	100%	1
COLONIAL MEDICAL CENTER-EAST ORLANDO			1	100%	1
COVID RAPID LABS			1	100%	1
INDIAN RIVER CLINICAL LABORATORY, INC.		1			1
WELLINGTON WEST 100176			1	100%	1
TENNOVA ER - SANGO			1	100%	1
ADVANCED HEALTHCARE ASSOCIATES		1			1
THYROID SPECIALTY LABORATORY			1	100%	1
CORIZON HEALTH INC			1	100%	1
RAJ K PAI MD PA			1	100%	1
CHATSWORTH ASSISTED LIVING COMMUNITY AT PGA NATIONAL			1	100%	1
PROGRESSIVE MEDICAL LAB LLC			1	100%	1

COVID-19: testing by laboratory

Data through Jan 7, 2021 verified as of Jan 8, 2021 at 09:25 AM

Data in this report are provisional and subject to change.

The numbers in the table below represent the number of Florida and non-Florida residents for whom test results were received by the Department of Health. A person can be tested by more than one laboratory and can have both positive and negative results. **Therefore, the sum of the numbers in each column will be larger than the total number of people tested.**

Reporting lab	Inconclusive	Negative	Positive	Percent positive	Total
CFHC - FROSTPROOF			1	100%	1
The Evangelical Lutheran Good Samaritan Society Prescott Village		1			1
TITUSVILLE TOWERS ASSISTED LIVING		1			1
BAPTIST HEALTH MEDICAL PLAZA			1	100%	1
Kingston Care Center of Fort Wayne		1			1
NEW YORK STATE DEPARTMENT OF HEALTH			1	100%	1
YUMA REGIONAL MEDICAL CENTER			1	100%	1
Heritage Health of Peru			1	100%	1
UHEALTH CORAL SPRINGS			1	100%	1
FLORIDA HOSPITAL TRANSPLANT CENTER		1			1
USCG AIR STATION CLEARWATER CLINIC			1	100%	1
SOUTHEAST MISSOURI HOSPITAL		1			1
MAINE HEALTH AND ENVIRONMENTAL TESTING LABORATORY			1	100%	1
WALGREENS # 12338		1			1
FLORIDA MEDICAL CLINIC, LLC			1	100%	1
SOFTCELL L-FORM LABORATORIES, LLC			1	100%	1
VILLAGES HEALTH SYSTEM, LLC, THE			1	100%	1
FLORIDA DIGESTIVE AND LIVER SPECIALISTS			1	100%	1
BSA PHYSICIANS GROUP, INC D/B/A BSA FAMILY MEDICAL			1	100%	1
NORTH CAROLINA STATE LABORATORY OF PUBLIC HEALTH, SPECTRUM LAB NETWORK			1	100%	1
MEDEXPRESS URGENT CARE NORWIN		1			1
NORTH FL SOUTH GA HCS-LAKE CITY			1	100%	1
KEY BISCAIYNE PEDIATRIC ASSOCIATES INC			1	100%	1
DEL PRADO MEDICAL CENTER, INC		1			1
Orchid Cove at Naples			1	100%	1
LAREDO EMERGENCY ROOM			1	100%	1
VITAL CARE			1	100%	1
PEDIATRIC ASSOCIATES - DORAL			1	100%	1
ONslow COUNTY HEALTH DEPARTMENT			1	100%	1
Wedgewood Manor		1			1
CHAMBREL AT PINECASTLE			1	100%	1
WYOMING COUNTY DEPARTMENT OF HEALTH		1			1
CYPRESS CREEK DIALYSIS CTR			1	100%	1
Freedom Pointe at The Villages			1	100%	1
LAKE SUCCESS EXTENDED CARE		1			1
LEHIGH MEDICAL AND RESEARCH CENTER, INC			1	100%	1
SPINE & PAIN CONSULTANT PLLC		1			1
AKRON GENERAL MEDICAL CENTER MAIN		1			1
BAYLOR SCOTT AND WHITE MEDICAL CENTER -CENTENNIAL			1	100%	1
ADVANCED MEDICAL RESEARCH CENTER LLC			1	100%	1
LP ELIZABETHTON		1			1
Kroger - KRO01100688			1	100%	1
CLINIC OF PEDIATRICS & GI MEDICINE INC			1	100%	1
INNOVATIVE CARE II LLC			1	100%	1
OCCUPATIONAL HEALTH CENTER		1			1
PUBLIX PHARMACY #0332		1			1

COVID-19: testing by laboratory

Data through Jan 7, 2021 verified as of Jan 8, 2021 at 09:25 AM

Data in this report are provisional and subject to change.

The numbers in the table below represent the number of Florida and non-Florida residents for whom test results were received by the Department of Health. A person can be tested by more than one laboratory and can have both positive and negative results. **Therefore, the sum of the numbers in each column will be larger than the total number of people tested.**

Reporting lab	Inconclusive	Negative	Positive	Percent positive	Total
DOCTORS HOSPITAL OF LAREDO			1	100%	1
BLACK STALLION WALK IN AND EXERCISE CLINICS LLC		1			1
PREMIER FAMILY AND SPORTS MEDICINE LLC			1	100%	1
MEDERI CARETENDERS VS OF SE FL LLC DBA			1	100%	1
MINUTE CLINIC INCORPORATE		1			1
Mountain City Care and Rehabilitation Center		1			1
URGENT CARE OF KANSAS CITY			1	100%	1
GSM OCED Subsection			1	100%	1
WATERBURY HOSPITAL REFERENCE LAB			1	100%	1
SYCAMORE MEDICAL CENTER-KETTERING HEALTH NETWORK			1	100%	1
VANDERBILT UNIVERSITY MEDICAL CENTER			1	100%	1
C V S / PHARMACY #4396		1			1
MEDEXPRESS URGENT CARE - DANVILLE		1			1
ORANGE PEDIATRICS PA			1	100%	1
BLANCHARD VALLEY HOSPITAL LABORATORY			1	100%	1
BAPTIST EMERGENCY HOSPITAL KELLY			1	100%	1
Buena Vista Care Center		1			1
BOCA CIEGA CENTER			1	100%	1
SISTERS MISSION			1	100%	1
OMNICARE PHARMACY OF TEXAS 1, LP		1			1
NORTH WEST FLORIDA DIAGNOSTIC ENOCRINOLOGY CLINIC			1	100%	1
MEDICAL ARTS LABORATORY			1	100%	1
CHRISTUS SPOHN HOSPITAL			1	100%	1
PLANT CITY FAMILY CARE		1			1
BLOSSOMS ASSISTED LIVING 1 LLC			1	100%	1
ADVENTHEALTH HOSPICE CARE CENTRAL FLORIDA		1			1
PANCARE HEALTH - BRUCE			1	100%	1
SOUTH FLORIDA BAPTIST HOSPITAL			1	100%	1
ADVENTHEALTH SENIOR CARE AT ORMOND			1	100%	1
MEDEXPRESS URGENT CARE - BENTONVILLE		1			1
PAUL C SCHWARTZ & MELVIN L WEIDMAN		1			1
CARSON NURSING AND REHABILITATION CENTER		1			1
MID-FLORIDA PATHOLOGY LLC		1			1
AVERA SACRED HEART HOSPITAL			1	100%	1
Arlington Care Center			1	100%	1
Hackensack Univ Medical Center At Pasc		1			1
KETTERING MEDICAL CENTER			1	100%	1
SIGNATURE CARE MIDLAND			1	100%	1
GASTROENTEROLOGY ASSOC OF PENSACOLA, PA			1	100%	1
MEDEXPRESS URGENT CARE-BRENTWOOD		1			1
HELIX BIOMEDICS LLC			1	100%	1
GADSDEN FAMILY PRACTICE		1			1
NABI		1			1
Washington County Nursing H0me			1	100%	1
FRESENIUS KIDNEY CARE FORT WALTON BEACH			1	100%	1
GAMMA HEALTHCARE, INC		1			1

COVID-19: testing by laboratory

Data through Jan 7, 2021 verified as of Jan 8, 2021 at 09:25 AM

Data in this report are provisional and subject to change.

The numbers in the table below represent the number of Florida and non-Florida residents for whom test results were received by the Department of Health. A person can be tested by more than one laboratory and can have both positive and negative results. **Therefore, the sum of the numbers in each column will be larger than the total number of people tested.**

Reporting lab	Inconclusive	Negative	Positive	Percent positive	Total
CULINARY INSTITUTE OF AMERICA STUDENT		1			1
SMA BEHAVIORAL HEALTH SERVICES INC		1			1
MINUTE CLINIC DIAGNOSTIC MED GRP OF CA		1			1
AVON PARK CLUSTER		1			1
ACN PHYSICIANS GROUP CORP			1	100%	1
ADVANCE HEALTH AND WELLNESS SOLUTIONS			1	100%	1
MINUTECLINIC, LLC #09202		1			1
CONSULATE HEALTH CARE OF VERO BEACH			1	100%	1
MEDIPLUS CLINIC, INC			1	100%	1
HIGH DESERT COURT GROUP HOME			1	100%	1
CELEBRATION FAMILY PHYSICIANS LLC			1	100%	1
ST FRANCIS MEDICAL CENTER			1	100%	1
SOMA MEDICAL CENTER PA			1	100%	1
GOOD SAMARITAN HOSPITAL			1	100%	1
WALGREENS #5130			1	100%	1
PROVIDENCE PORTLAND MEDICAL CENTER		1			1
HAMILTON COUNTY HEALTH DEPARTMENT		1			1
SOUTH DADE NURSING & REHABILITATION CENTER			1	100%	1
CMC MERCY LABORATORY			1	100%	1
EVANS FAMILY CARE PA			1	100%	1
FAMILY PRACTICE OF CENTRAL FLORIDA PA			1	100%	1
Consulate Health Care of Tallahassee			1	100%	1
PEDIATRIC PARTNERS ZEPHYRHILLS			1	100%	1
Smg At Bridgewater Family Medicine		1			1
PENNY PEDIATRICS		1			1
LIFE CARE CENTER OF HILTON HEAD		1			1
FAMILY MEDICAL CENTERS			1	100%	1
MEDEXPRESS URGENT CARE - WICHITA, N MAIZE RD		1			1
VIVIAN SIMMONS FAMILY PRACTICE			1	100%	1
DEPT OF VA MEDICAL CENTER - MIAMI			1	100%	1
MINUTECLINIC DIAG OF IND, LLC #5369		1			1
GALVESTON COUNTY HEALTH DISTRICT			1	100%	1
MID FLORIDA DERMATOLOGY ASSOCIATES PA			1	100%	1
Crisp Regional Nursing and Rehab Center		1			1
THE WINDSOR OF OCALA			1	100%	1
URGENT DOC -NACOGODOCHES CLINIC			1	100%	1
Life Care Center of Paradise Valley		1			1
MEDICAL ASSOCIATES OF CARTER		1			1
ALABAMA REFERENCE LAB			1	100%	1
FORT LOUDOUN PRIMARY CARE		1			1
DOYLESTOWN HOSPITAL			1	100%	1
MEDEXPRESS URGENT CARE - WALDORF, CRAIN HWY		1			1
CLEVELAND HEARTLAB			1	100%	1
TMH URGENT CARE CENTER			1	100%	1
Heritage of Red Cloud		1			1
LAB TEST KENDALL LLC		1			1

COVID-19: testing by laboratory

Data through Jan 7, 2021 verified as of Jan 8, 2021 at 09:25 AM

Data in this report are provisional and subject to change.

The numbers in the table below represent the number of Florida and non-Florida residents for whom test results were received by the Department of Health. A person can be tested by more than one laboratory and can have both positive and negative results. **Therefore, the sum of the numbers in each column will be larger than the total number of people tested.**

Reporting lab	Inconclusive	Negative	Positive	Percent positive	Total
GWINNETT MEDICAL CENTER			1	100%	1
NEW MILFORD HOSPITAL			1	100%	1
THE INTERNAL MEDICAL GROUP		1			1
MEMORIAL HOSPITAL WEST			1	100%	1
ROSLYN INTERNAL MEDICINE		1			1
NORTH PINELLAS CHILDRENS MEDICAL CENTER INC			1	100%	1
SPRINGBROOK HOSPITAL			1	100%	1
SPORTS MEDICINE CLINIC - U OF WYOMING			1	100%	1
SYNAPSE ANALYTICAL LABS		1			1
MINUTECLINIC DIAGNOSTIC OF KANSAS, PC		1			1
INFECTION CONTROL DEPT			1	100%	1
HEALTHCARE FOR THE HOMELESS			1	100%	1
CSL PLASMA LAB			1	100%	1
Valley Center (WV)			1	100%	1
Hillside Manor Rehabilitation and Extended Care Center		1			1
ALLEGANY COUNTY DEPARTMENT OF HEALTH		1			1
MCH PHYSICIANS GROUP			1	100%	1
Jacaranda Manor			1	100%	1
HOLYOKE MEDICAL CENTER			1	100%	1
ALL PRO ORTHOPEDICS & SPORTS MEDICINE, PA			1	100%	1
PARKWAY REGIONAL MEDICAL CENTER LAB			1	100%	1
Accordius Health at Gastonia			1	100%	1
LAB. CORP. OF AMERICA			1	100%	1
Oakland Nursing and Rehabilitation Center		1			1
Douglas County Health Center		1			1
MAYO CLINIC GROUP PRACTICE LABORATORY			1	100%	1
WESTOX LABS		1			1
ALL CARE URGENT CARE			1	100%	1
AURORA CONSOLIDATED LABORATORY			1	100%	1
MAYO CLINICAL LABORATORIES		1			1
FASTCARE LLC			1	100%	1
UNIVERSITY OF IOWA HOSPITALS & CLINICS			1	100%	1
Oakview Manor Health and Rehab		1			1
HANCOCK REGIONAL HOSPITAL		1			1
IDAHO HEALTH DEPARTMENT			1	100%	1
MINUTECLINIC DIAGNOSTIC, PA		1			1
WALGREENS #01398			1	100%	1
PRIMARY CARE & PEDIATRICS - SHEPHERSTOWN		1			1
GRAND VIEW HOSPITAL			1	100%	1
ST GERARD'S COMMUNITY OF CARE		1			1
ANDREWS			1	100%	1
CLINTON DRUG STORE		1			1
CLINICAL LABORATORY DEPARTMENT			1	100%	1
The Center at Centennial			1	100%	1
SHARON REGIONAL MEDICAL CENTER			1	100%	1
MEA PRIMARY CARE PLUS BYRAM			1	100%	1

COVID-19: testing by laboratory

Data through Jan 7, 2021 verified as of Jan 8, 2021 at 09:25 AM

Data in this report are provisional and subject to change.

The numbers in the table below represent the number of Florida and non-Florida residents for whom test results were received by the Department of Health. A person can be tested by more than one laboratory and can have both positive and negative results. **Therefore, the sum of the numbers in each column will be larger than the total number of people tested.**

Reporting lab	Inconclusive	Negative	Positive	Percent positive	Total
WILMINGTON NURSING AND REHAB			1	100%	1
ROAN MOUNTAIN MEDICAL CENTER			1	100%	1
THE CHILDREN'S HOSPITAL OF PHILADELPHIA		1			1
CLINICAL MICROBIOLOGY LAB FAIRVIEW UNIVERSITY HOSPITAL			1	100%	1
Oak Hill Health & Rehabilitation Center			1	100%	1
DIGNITY HEALING LLC			1	100%	1
LIZS ADULT CARE		1			1
QUICK CARE MED WALK IN AND URGENT CARE			1	100%	1
DEVITA		1			1
CARESPOT - OCOEE			1	100%	1
Tremont Health & Rehabilitation Center		1			1
BAYSIDE URGENT CARE CENTER INC			1	100%	1
BEAUFORT MEMORIAL			1	100%	1
NORTH SHORE HEMATOLOGY-ONCOLOGY ASSOCI		1			1
LAB PLUS, LLC			1	100%	1
ADVENT HEALTH - OWASA			1	100%	1
SUNY AT STONY BROOK			1	100%	1
EXAC CARE CROSSVILLE		1			1
Riverside Nursing & Rehabilitation Center		1			1
PROVIDENCE HOSPITAL			1	100%	1
TALLAHASSEE MEMORIAL HEALTHCARE			1	100%	1
LabCorp L#09258295 M#09258285			1	100%	1
DAVENPORT PEDIATRICS CLERMONT PA		1			1
EXACCARE KINGSTON, LLC			1	100%	1
POINTE MEDICAL SERVICES INC			1	100%	1
Village Crest Center for Health & Rehabilitation		1			1
URGENT CARE OF FORT LAUDERDALE INC			1	100%	1
MINUTECLINIC DIAG OF IND, LLC #6908		1			1
ADVANCE GASTROENTEROLOGY			1	100%	1
MINUTECLINIC, LLC #4507		1			1
ORANGE PEDIATRICS			1	100%	1
CONTINENTAL HOME HEALTH CARE INC			1	100%	1
APPLECARE VALDOSTA			1	100%	1
VELOCITY URGENT CARE			1	100%	1
THE MEDICAL CENTER AT BOWLING GREEN			1	100%	1
MEDEXPRESS URGENT CARE - LEOMINSTER		1			1
MRMC LAB MICRO			1	100%	1
TAMPA GENERAL MEDICAL GROUP LABORATORY HEALTHPARK			1	100%	1
SOUTH FLORIDA PEDIATRIC PARTNERS			1	100%	1
Portsmouth Health and Rehab			1	100%	1
WELLCARE URGENT CARE			1	100%	1
American Fork Care Center dba Heritage Care Center		1			1
LABORATORY COPORATION OF AMERICA			1	100%	1
DEPARTMENT OF HEALTH AND ENVIRONMENTAL CONTROL			1	100%	1
CAH ACQUISITION COMPANY 11 LLC			1	100%	1
DIXIE COUNTY EMERGENCY SERVICES			1	100%	1

COVID-19: testing by laboratory

Data through Jan 7, 2021 verified as of Jan 8, 2021 at 09:25 AM

Data in this report are provisional and subject to change.

The numbers in the table below represent the number of Florida and non-Florida residents for whom test results were received by the Department of Health. A person can be tested by more than one laboratory and can have both positive and negative results. **Therefore, the sum of the numbers in each column will be larger than the total number of people tested.**

Reporting lab	Inconclusive	Negative	Positive	Percent positive	Total
WMC HEALTH GROUP OF KISSIMMEE LLC			1	100%	1
ADVANCED MEDICAL LABORATORIES (AML)			1	100%	1
MARQUETTE GENERAL HOSPITAL			1	100%	1
CHIPOLA QUICK CARE			1	100%	1
DIXITKUMAR N MODI MD PA			1	100%	1
Cerentry Senior Care-White Bear Lake		1			1
HEART HOSPITAL OF LAFAYETTE: EMERGENCY ROOM			1	100%	1
Parkside Manor		1			1
US LABORATORIES			1	100%	1
YOUR HEALTH PEDIATRICS			1	100%	1
SAINT ALPHONSUS REGIONAL MEDICAL CENTER			1	100%	1
BRISTOL REGINAL MEDICAL CENTER			1	100%	1
SILVER SPRINGS SHORES DIALYSIS			1	100%	1
LAKE VIEW COURT		1			1
NFRC CLINICAL LAB			1	100%	1
Raleigh Center (WV)			1	100%	1
HEALTH GUAGE			1	100%	1
WALGREENS #06025		1			1
MID FLORIDA COMMUNITY SERVICES			1	100%	1
KEY WEST BRANCH MEDICAL CLINIC			1	100%	1
ASSISTED LIVING AT TREZEVANT		1			1
TERRELL URGENT CARE			1	100%	1
UPSON REGIONAL MEDICAL CENTER			1	100%	1
DIVERSICARE OF BIG SPRINGS		1			1
MANASOTA PEDIATRICS			1	100%	1
MINUTECLINIC DIAGNOSTIC MED GRP OF ORA			1	100%	1
POUDRE VALLEY HOSPITAL			1	100%	1
A.G. Rhodes		1			1
LAKE MARY OPTUM FLORIDA			1	100%	1
PRIMEX CLINICAL LABORATORIES INC			1	100%	1
HOLMES FAMILY PRACTICE PA			1	100%	1
LOWER KEYS COMMUNITY HEALTH CENTER			1	100%	1
SPECTRUM LUDINGTON			1	100%	1
WINKLER COURT□			1	100%	1
RIVERTON CBOC			1	100%	1
PEDIATRICS IN NORTH FLORIDA PA			1	100%	1
NEMOURS CHILDRENS PRIMARY CARE CLERMONT			1	100%	1
BHA TITUSVILLE CLINIC			1	100%	1
OAK HAVEN REHAB AND NURSING CENTER			1	100%	1
PSL JAX BEACH OPERATIONS LLC			1	100%	1
INNOVATIVE HEALTH DIAGNOSTIC OF CALIFORNIA			1	100%	1
MAYO CLINIC OUTPATIENT DIALYSIS CENTER			1	100%	1
WARD MEMORIAL HOSPITAL		1			1
FLORIDA DEPARTMENT OF HEALTH PALM BEACH COUNTY			1	100%	1
QUALITY LAB			1	100%	1
PEDIATRIC ASSOCIATES - MIAMI LAKES		1			1

COVID-19: testing by laboratory

Data through Jan 7, 2021 verified as of Jan 8, 2021 at 09:25 AM

Data in this report are provisional and subject to change.

The numbers in the table below represent the number of Florida and non-Florida residents for whom test results were received by the Department of Health. A person can be tested by more than one laboratory and can have both positive and negative results. **Therefore, the sum of the numbers in each column will be larger than the total number of people tested.**

Reporting lab	Inconclusive	Negative	Positive	Percent positive	Total
WALKIN MEDICAL URGENT CARE,NEW CITY			1	100%	1
Long Beach Care Center			1	100%	1
SHANDS JACKSONVILLE CLINICAL CENTER			1	100%	1
SOMA MEDICAL CENTER MD PA #7 ATTN PEDIATRICS			1	100%	1
WATERS EDGE ELEMENTARY SCHOOL			1	100%	1
Sears Coastal Nursing and Rehab		1			1
MEDEXPRESS URGENT CARE - DERBY N ROCK		1			1
ASCENSION ST VINCENT'S MEDICAL CENTER			1	100%	1
MAHONEY PEDIATRICS PA			1	100%	1
MOUNT SINAI COMPREHENSIVE CANCER CENTER			1	100%	1
Brio of Johnston		1			1
APS-SUMMIT CARE PHARMACY, LLC DBA OMNICARE		1			1
SPRINGFIELD HOSPITAL			1	100%	1
Regency Square			1	100%	1
NORDX			1	100%	1
CUSTOM SCRIPTS PHARMACY		1			1
STEWART FLORIDA ALF, INC			1	100%	1
MEDEXPRESS-DOVER		1			1
THE EDGEWATER AND WATERMAN VILLAGE			1	100%	1
Heartland of Perrysburg		1			1
DUKE HEALTH REGIONAL HOSPITAL			1	100%	1
FLAGLER PROFESSIONAL HEALTH CARE SERVICES INC		1			1
RIVERSIDE MEDICAL CENTER		1			1
UNIVERSITY COMMUNITY HEALTH SERVICES			1	100%	1
Victory Health and Rehabilitation			1	100%	1
ALLIED PHYSICIANS GROUP		1			1
NORTH FLORIDA EVALUATION AND TREATMENT CENTER		1			1
MEDEX CLINIC LLC			1	100%	1
MDS PHARMA SERVICES		1			1
SANTA CLARA VALLEY MEDICAL CENTER			1	100%	1
USC VERDUGO HILLS HOSPITAL			1	100%	1
Eagle Health and Rehabilitation		1			1
CRUSADER COMMUNITY HEALTH			1	100%	1
PINNACLE DIALYSIS		1			1
NEW ERA COMMUNITY HEALTH CENTER LLC		1			1
ST VINCENT'S AMBULATORY CARE INC			1	100%	1
MINUTECLINIC DIAGNOSTIC OF TN, PC 6304		1			1
MINUTECLINIC DIAGNOSTIC OF TN PC #240		1			1
NORTHWEST FLORIDA SPECIALTY PHYSICIANS LLC		1			1
LEGACY AT HIGHWOODS PRESERVE		1			1
SYNERGENE LABORATORY			1	100%	1
BROOKSHIRE, THE			1	100%	1
Community Compassion Center of Batesville			1	100%	1
SANFORD LABORATORIES WATERTOWN			1	100%	1
441 URGENT CARE CENTER - BROWNWOOD			1	100%	1
MAURY REGIONAL MEDICAL CENTER		1			1

COVID-19: testing by laboratory

Data through Jan 7, 2021 verified as of Jan 8, 2021 at 09:25 AM

Data in this report are provisional and subject to change.

The numbers in the table below represent the number of Florida and non-Florida residents for whom test results were received by the Department of Health. A person can be tested by more than one laboratory and can have both positive and negative results. **Therefore, the sum of the numbers in each column will be larger than the total number of people tested.**

Reporting lab	Inconclusive	Negative	Positive	Percent positive	Total
MID FLORIDA BIOLOGICALS			1	100%	1
MEDEXPRESS URGENT CARE-MEADVILLE			1	100%	1
Falmouth By The Sea			1	100%	1
TUNIS STREET GROUP HOME		1			1
MALUHIA		1			1
SEASONS HOSPICE AND PALLIATIVE CARE OF			1	100%	1
MINUTECLINIC, LLC #4682		1			1
Eddy Memorial Geriatric Center		1			1
ELEMENTS PHARMACY			1	100%	1
Trucare Living Centers - Columbus		1			1
LABCORP OF AMERICA HOLDINGS		1			1
ANSWERS RESOURCE FACILITY		1			1
ADVENTHEALTH MEDICAL GROUP OBSTETRICS			1	100%	1
RICHICHI FAMILY HEALTH			1	100%	1
NEW YORK CITY DEPARTMENT OF HEALTH			1	100%	1
NEBRASKA DEPARTMENT OF HEALTH AND HUMAN SERVICES			1	100%	1
BLUEWATER TOXICOLOGY			1	100%	1
MEDICAL CENTER OF CENTRAL GEORGIA			1	100%	1
LANCASHIRE HALL NURSING AND REHABILITATION CENTER		1			1
EMERGENCY CARE SERVICES LAB AT JFK MEDICAL CENTER			1	100%	1
MILFORD REGIONAL HOSPITAL			1	100%	1
Ramsey Village		1			1
MIDWAY SPECIALTY CARE CENTER INC		1			1
RIVERSIDE METHODIST HOSPITAL LAB			1	100%	1
BRIDGE DIAGNOSTICS			1	100%	1
IRA FIALKO DO			1	100%	1
GRAND VILLA OF LAKELAND		1			1
PRIORITY CARE LLC			1	100%	1
RIDGEFIELD PEDIATRIC ASSOCIATES		1			1
MEDEXPRESS URGENT CARE - MARTINSVILLE		1			1
OHIOHEALTH URGENT CARE			1	100%	1
PROVIDENCE ST. PATRICK HOSPITAL			1	100%	1
WEST DADE PEDIATRICS			1	100%	1
COMMUNITY PHYSICIANS OF NORTH PORT PA			1	100%	1
LADY OF THE SEA HOSPITAL LAB			1	100%	1
MEMORIAL HEALTH UNIVERSITY MEDICAL CENTER			1	100%	1
Waters of Covington		1			1
ABSOLUTE HEALTH INTERNAL MEDICINE AND PEDIATRICS		1			1
ROBERTS WESLEYAN COLLEGE HEALTH CENTE		1			1
BREVARD FAMILY WALK IN CLINIC			1	100%	1
ARIZONA STATE LABORATORY			1	100%	1
ADVANCED LABORATORY SERVICES			1	100%	1
NORTH RIVER FAMILY HEALTH CENTER			1	100%	1
GRAND VILLA OF SARASOTA			1	100%	1
JOSHUA E CHESIR MD		1			1
FLORIDA HEART AND VASCULAR MULTISPECIALTY GROUP PA			1	100%	1

COVID-19: testing by laboratory

Data through Jan 7, 2021 verified as of Jan 8, 2021 at 09:25 AM

Data in this report are provisional and subject to change.

The numbers in the table below represent the number of Florida and non-Florida residents for whom test results were received by the Department of Health. A person can be tested by more than one laboratory and can have both positive and negative results. **Therefore, the sum of the numbers in each column will be larger than the total number of people tested.**

Reporting lab	Inconclusive	Negative	Positive	Percent positive	Total
BIOLOGICAL AND CHEMICAL EMERGENCIES LABORATORY			1	100%	1
MEMORIAL HOSPITAL - BELLEVILLE			1	100%	1
PUBLIC HEALTH LABORATORIES			1	100%	1
FLORIDA SCHOOL FOR THE DEAF AND THE BLIND			1	100%	1
CLEVELAND CLINIC OUTPATIENT LABORATORY			1	100%	1
HARDIN MEMORIAL HOSPITAL - HEARTLAND PATHOLOGY CONSULTANTS			1	100%	1
SARASOTA MEDICAL CENTER			1	100%	1
STEWART MEDICAL GROUP INC			1	100%	1
FLORIDA CLINICAL RESEARCH CENTER, LLC			1	100%	1
LIFELINK TRANSPLANT INSTITUTE LAB			1	100%	1
JOHNSON & JOHNSON VISION CARE-VISTAKON			1	100%	1
CHOTA COMMUNITY HEALTH SERVICES		1			1
PINELLAS CHD - CLEARWATER			1	100%	1
Holly Hill Healthcare Center			1	100%	1
STEPHENS COUNTY HOSPITAL			1	100%	1
KIDSVILLE PEDIATRICS IV PA		1			1
CLEVELAND CLINIC OHIO LABORATORIES			1	100%	1
MEDEXPRESS URGENT CARE - TOPEKA, SW WANAMAKER RD		1			1
Good Samaritan Society - Albion		1			1
ROYAL OAK MEDICAL CENTER LLC DBA CHARACTER FAMILY			1	100%	1
TMH CANCER CENTER LABORATORY			1	100%	1
ORLANDO PHYSICIAN NETWORK		1			1
FRESENIUS KIDNEY CARE			1	100%	1
Summit Medical Group Morristown Oncology		1			1
EAST FL CORE LAB			1	100%	1
GOSHEN HOSPITAL			1	100%	1
MONMOUTH MEDICAL CENTER		1			1
HOLLAND COMMUNITY HOSPITAL		1			1
SANITAS RESEARCH LLC			1	100%	1
STAT MEDICAL CLINIC III INC		1			1
SOUTHWEST ORLANDO FAMILY MEDICINE, PL			1	100%	1
HORIZON MEDICAL CENTER			1	100%	1
OLEAN GENERAL HOSPITAL		1			1
Bethel Lutheran Nursing & Rehabilitation Center		1			1
OCALA REGIONAL DIALYSIS- NORTH			1	100%	1
QUALITY CLINICAL LAB LLC			1	100%	1
MINUTECLINIC #8760		1			1
CAREWELL URGENT CARE FITCHBURG			1	100%	1
REFERENCE LABORATORY			1	100%	1
Memorial Health Care Center			1	100%	1
FAYETTE MEDICAL CENTER LAB		1			1
Lenox on the Lake			1	100%	1
PEDIATRIC ASSOCIATES - JACKSONVILLE			1	100%	1
SARASOTA MEMORIAL HOSPITAL		1			1
PRIME CARE FAMILY MEDICINE			1	100%	1
MEDEXPRESS URGENT CARE - LINCOLN		1			1

COVID-19: testing by laboratory

Data through Jan 7, 2021 verified as of Jan 8, 2021 at 09:25 AM

Data in this report are provisional and subject to change.

The numbers in the table below represent the number of Florida and non-Florida residents for whom test results were received by the Department of Health. A person can be tested by more than one laboratory and can have both positive and negative results. **Therefore, the sum of the numbers in each column will be larger than the total number of people tested.**

Reporting lab	Inconclusive	Negative	Positive	Percent positive	Total
EAST END PEDIATRICS		1			1
CARENOW URGENT CARE-HENDERSONVILLE		1			1
SOUTH MIAMI HOSPITAL			1	100%	1
Henry County Health and Rehabilitation		1			1
HIGHLANDS CLINICAL LABORATORY			1	100%	1
VALLEY HOSPITAL MEDICAL CENTER		1			1
Luther Acres Manor		1			1
MEDEXPRESS URGENT CARE - HADLEY		1			1
KAISER PERMANENTE REGIONAL REFERENCE LABORATORY		1			1
CENTRAL FL INTERNAL MEDICINE ASSOCIATES LLC		1			1
ADVENTHEALTH MEDICAL GROUP ADULT AND SENIOR HEALTH			1	100%	1
KENDALL PEDIATRICS PARTNERS LLC			1	100%	1
SOUTHEASTERN HEALTH FACILITES, INC		1			1
MEDEXPRESS URGENT CARE - RUSSELLVILLE, W MAIN ST		1			1
MEDEXPRESS URGENT CARE - CONWAY		1			1
MEMORIAL HOSPITAL OF TAMPA			1	100%	1
Alden North Shore			1	100%	1
CHILDRENS SPECIALIST PEDIATRIC PULMMOLOGY &			1	100%	1
ST MARY'S OF SAGINAW		1			1
UMHC HOLLYWOOD LABORATORY			1	100%	1
PENSACOLA PATHOLOGY		1			1
JACK M MATHENY II MD			1	100%	1
FLORIDA CLINICAL LABORATORY INC DBA			1	100%	1
BODYK			1	100%	1
PLEASANT RIDGE MANOR WEST		1			1
OPP HEALTH AND REHABILITATION		1			1
VIRGINIA UROLOGY		1			1
MID-FLORIDA CANCER CENTERS		1			1
SANTA MONICA CA-UCLA MC			1	100%	1
HOUSTON METHODIST HOSPITAL			1	100%	1
OHIO VALLEY MANOR NURSING &		1			1
CLERMONT HEALTH DEPARTMENT			1	100%	1
GENESIS FAMILY PRACTICE			1	100%	1
OMNI HEALTHCARE URGENT CARE			1	100%	1
RM PHARMACY SERVICES INC		1			1
HACKENSACK UNIVERSITY MEDICAL CENTER		1			1
MORNINGSIDE NURSING AND REHABILITATION		1			1
CONVENIENT MEDICAL AND HEALTH SERVICES			1	100%	1
SOMA MEDICAL CENTER PA #3			1	100%	1
ENCOMPASS HEALTH REHABILITATION HOSPITAL OF LARGO			1	100%	1
BAYFRONT HEAL WOUND CARE AND HYPERBARIC CENTER			1	100%	1
BERKSHIRE MEDICAL CENTER			1	100%	1
Ash Flat Healthcare and Rehabilitation Center			1	100%	1
MERCY - NORTH IOWA			1	100%	1
Aspire Physical Recovery Center at Cahaba River		1			1
Good Samaritan Society Waukon		1			1

COVID-19: testing by laboratory

Data through Jan 7, 2021 verified as of Jan 8, 2021 at 09:25 AM

Data in this report are provisional and subject to change.

The numbers in the table below represent the number of Florida and non-Florida residents for whom test results were received by the Department of Health. A person can be tested by more than one laboratory and can have both positive and negative results. **Therefore, the sum of the numbers in each column will be larger than the total number of people tested.**

Reporting lab	Inconclusive	Negative	Positive	Percent positive	Total
PEACHEALTH LABORATORIES		1			1
CACERES SPECIALIZED GYNECOLOGY		1			1
Elm Crest Senior Living Community		1			1
THE HEART HOSPITAL BAYLOR PLANO			1	100%	1
VA OPTOMETRY CLINIC			1	100%	1
CALIFORNIA PUBLIC HEALTH LABORATORY			1	100%	1
GREATER TAMPA AT HOME			1	100%	1
HARBOR BEACH NURSING AND REHABILITATION CENTER			1	100%	1
OXY-GENLAB			1	100%	1
SOLARIS HEALTHCARE PLANT CITY		1			1
THEDACARE FAMILY MEDICINE GATEWAY			1	100%	1
ST.ELIZABETH HEALTH CENTER	1				1
GENESIS HEALTH SYSTEM			1	100%	1
ROSECASTLE OF JACKSONVILLE LLC			1	100%	1
EVENTIDE LUTHERAN HOME		1			1
LAURELLWOOD NURSING CENTER		1			1
PRISMA HEALTH TUOMEY LABORATORY			1	100%	1
MEDICAL CITY NORTH HILLS			1	100%	1
ORLANDO HEALTH MEDICAL GROUP			1	100%	1
HALIFAX HEALTH PRIMARY CARE			1	100%	1
ROCKLEDGE HEALTH & REHABILITATION CENTER			1	100%	1
Miller Health Care Center			1	100%	1
ELITE CARE			1	100%	1
BAYCARE OUTREACH LAB WH SOUTH			1	100%	1
INHEALTH LIFE SCIENCES LLC			1	100%	1
KIDSVILLE PEDIATRICS III PA			1	100%	1
SERENADES BY SONATA		1			1
CVS MINUTE CLINIC DIAGNOSTIC MED GRP OF CAL		1			1
MEDICAL CLINIC OF HOUSTON			1	100%	1
SV MOBILE HEALTH			1	100%	1
ST. LUKES HOSPITAL			1	100%	1
AUTUMN HOUSE			1	100%	1
MINUTE CLINIC DIAGNOSTIC PA			1	100%	1
TITUSVILLE REHABILITATION AND NURSING CENTER		1			1
MED CHOICE CENTER OF NORTH MIAMI			1	100%	1
NICKLAUS CHILDREN'S DORAL OUTPATIENT CENTER			1	100%	1
JUPITER PEDIATRIC ASSOCIATES, PA			1	100%	1
SIGNATURE CARE COLLEGE STATION			1	100%	1
ADVANCE FAMILY PRACTICE LLC			1	100%	1
WELLMED AT LINEBAUGH AVE			1	100%	1
DOCTORS CARE - AIKEN MALL			1	100%	1
TUSCAN ISLE OPERATING COMPANY LLC DBA		1			1
Kroger - KRO70300083			1	100%	1
BUFFALO CROSSINGS HEALTHCARE AND REHABILITATION CENTER			1	100%	1
STAMFORD HOSPITAL			1	100%	1
BROOKDALE LAKE TAVARES			1	100%	1

COVID-19: testing by laboratory

Data through Jan 7, 2021 verified as of Jan 8, 2021 at 09:25 AM

Data in this report are provisional and subject to change.

The numbers in the table below represent the number of Florida and non-Florida residents for whom test results were received by the Department of Health. A person can be tested by more than one laboratory and can have both positive and negative results. **Therefore, the sum of the numbers in each column will be larger than the total number of people tested.**

Reporting lab	Inconclusive	Negative	Positive	Percent positive	Total
INDIANA STATE DEPARTMENT OF HEALTH CLINIC MICROBIOLOGY		1			1
MEDEXPRESS URGENT CARE, EDWARDSVILLE		1			1
KNOX COMMUNITY HOSPITAL			1	100%	1
PULSE MEDICAL GROUP INC			1	100%	1
CORNERSTONE OF RECOVERY INC		1			1
MARINA DEL REY HOSPITAL LAB			1	100%	1
DEPARTMENT OF HEALTH SERVICES			1	100%	1
BRIDGEWATER PARK ASSISTED LIVING LLC			1	100%	1
PRINCIPLE DIAGNOSTICS LLC			1	100%	1
PINELLAS 1 HOME HEALTH CARE CORP		1			1
SUNCREST OMNI		1			1
PEDIATRIC URGENT CARE CENTR OF FORT WORTH-LA GRAN			1	100%	1
LOUNDY		1			1
DAVID LAWRENCE CENTER INC			1	100%	1
WELLMED AT FORT PIERCE		1			1
MISSOURI DEPARTMENT OF HEALTH AND SENIOR SERVICES - STATE PH LAB		1			1
LEE MEMORIAL HOSPITAL OUTPATIENT SURGERY CENTER			1	100%	1
MERITUS MEDICAL CENTER			1	100%	1
XSTREMEMD			1	100%	1
GOSHEN MEDICAL CENTER			1	100%	1
PINEVILLE PHARMACY			1	100%	1
CARTERSVILLE MEDICAL CENTER			1	100%	1
MINUTECLINIC DIAGNOSTICS OF OKLAHOMA		1			1
Senatobia Healthcare & Rehab		1			1
DOCTORS CARE OF PALM COAST			1	100%	1
PCR DIAGNOSTICS			1	100%	1
MICROBIOLOGY DEPARTMENT			1	100%	1
TMH FSU RAPID LABORATORY			1	100%	1
Harbert Hills Academy Nursing Home		1			1
ACCURATE HEALTH SERVICES CORP			1	100%	1
MEDSTAR HEALTH URGENT CARE			1	100%	1
PALM BAY URGENT CARE PL		1			1
ADVENTHEALTH MEDICAL GROUP COMMUNITY MEDICINE			1	100%	1
KINGWOOD EMERGENCY HOSPITAL			1	100%	1
ILLINOIS DEPT OF PUBLIC HEALTH LABS			1	100%	1
DE TAR HOSPITAL			1	100%	1
CHP COVID-19 (TX)			1	100%	1
CARESPOT URGENT CARE		1			1
UMMC MIDTOWN CAMPUS			1	100%	1
FAMILY PRACTICE ASSOCIATES		1			1
MIAMI VASCULAR SURGERY			1	100%	1
INLET CONCIERGE MEDICINE			1	100%	1
Garden Isle Healthcare and Rehabilitation Center		1			1
NEMOURS CHILDREN'S PRIMARY CARE, ST CLOUD			1	100%	1
MINUTECLINIC DIAG OF IND, LLC #6250		1			1
C A R E S		1			1

COVID-19: testing by laboratory

Data through Jan 7, 2021 verified as of Jan 8, 2021 at 09:25 AM

Data in this report are provisional and subject to change.

The numbers in the table below represent the number of Florida and non-Florida residents for whom test results were received by the Department of Health. A person can be tested by more than one laboratory and can have both positive and negative results. **Therefore, the sum of the numbers in each column will be larger than the total number of people tested.**

Reporting lab	Inconclusive	Negative	Positive	Percent positive	Total
AMD			1	100%	1
OPTUM OF HIALEAH		1			1
ISLANDS ASSISTED LIVING FACILITY,THE			1	100%	1
ANDREWS INSTITUTE AMBULATORY SURGERY CENTER		1			1
HARDEE COUNTY FIRE RESCUE		1			1
MERCYONE DES MOINES MEDICAL CENTER			1	100%	1
GENESEE COUNTY HEALTH DEPARTMENT		1			1
HELEN HAYES HOSPITAL LABORATORY		1			1
SIMPLY HEALTHCARE AND WELLNESS CLINIC, PC			1	100%	1
MIDDLEBURG PEDIATRICS			1	100%	1
REELFOOT FAMILY WALK-IN CLINIC		1			1
MOSOLF PEDIATRICS PA			1	100%	1
NHLS		1			1
FRASER MEMORIAL HOSPITAL			1	100%	1
LAKE REGIONAL HEALTH			1	100%	1
MEDEXPRESS URGENT CARE - BECKLEY		1			1
15 TO KNOW			1	100%	1
VANAJA SUREDDI MD PA			1	100%	1
RCA LABORATORY SERVICES LLC			1	100%	1
UF HEALTH THE VILLAGES			1	100%	1
SUNCOAST COMMUNITY HEALTH CENTERS INC		1			1
COMMONWEALTH OF VIRGINIA DIVISION OF CONSOLIDATED LABORATORY SERVICES			1	100%	1
BRONSON METHODIST HOSPITAL			1	100%	1
OAKMONTE VILLAGE OF DAVIE			1	100%	1
SELF REGIONAL HEALTHCARE			1	100%	1
AFTER HOURS PEDS			1	100%	1
FIVE STAR PREMIER RESIDENCES OF POMPANO BEACH			1	100%	1
LOGAN COUNTY HOSPITAL			1	100%	1
MED TECH CLINICAL LABORATORY		1			1
WINCHESTER HOSPITAL			1	100%	1
NORTH SHORE HEMATOLOGY-ONCOLOGY ASSOCIATES		1			1
CARING PROFESSIONAL HEALTH CARE LLC		1			1
DECATUR MORGAN HOSPITAL - DECATUR GENE		1			1
TMH PHYSICIAN PARTNERS			1	100%	1
NANCY M WORTHINGTON MD PA			1	100%	1
JMC TALLAHASSEE, LLC			1	100%	1
CENTRAL TX URGENT CARE			1	100%	1
ONPOINT URGENT CARE			1	100%	1
MEDEXPRESS URGENT CARE - ANDERSON		1			1
NORTHEAST FLORIDA HEALTH SERVICES			1	100%	1
BOSTON MEDICAL CENTER			1	100%	1
FLORIDA STATE UNIVERSITY HEALTH SERVICES			1	100%	1
TIMPANOGOS REGIONAL HOSPITAL			1	100%	1
COSTCO PHARMACY #1023			1	100%	1
STANLY REGIONAL MEDICAL CENTER			1	100%	1
NATION'S BEST CARE HOME HEALTH			1	100%	1

COVID-19: testing by laboratory

Data through Jan 7, 2021 verified as of Jan 8, 2021 at 09:25 AM

Data in this report are provisional and subject to change.

The numbers in the table below represent the number of Florida and non-Florida residents for whom test results were received by the Department of Health. A person can be tested by more than one laboratory and can have both positive and negative results. **Therefore, the sum of the numbers in each column will be larger than the total number of people tested.**

Reporting lab	Inconclusive	Negative	Positive	Percent positive	Total
DOCTORS CARE – GREER		1			1
CROSSROADS URGENT CARE DBA URGENT TEA		1			1
MEMORIALCARE LONG BEACH MEDICAL CENTER			1	100%	1
HEALTH EXPRESS URGENT CARE			1	100%	1
SWEDISH COVENANT HOSPITAL			1	100%	1
Crowne Place Assisted Living		1			1
Lynwood		1			1
WEILL CORNELL MEDICAL ASSOCIATES - EAST SIDE		1			1
Avera Sr. James Care Center		1			1
UMASS MEMORIAL MEDICAL CENTER, INC		1			1
AUGUSTA HEALTH CLINICAL LABORATORY			1	100%	1
SHELBYVILLE HOSPITAL COMPANY		1			1
ALLIED PEDIATRICS & FAMILY MEDICINE			1	100%	1
ENCOMPASS HEALTH REHABILITATION			1	100%	1
MEMORIAL HERMANN HOSPITAL			1	100%	1
ARTHREX MEDICAL CENTER EAST			1	100%	1
TRUCARE LIVING CENTERS - SELMA			1	100%	1
BAPTIST HEALTH EXPRESS CARE			1	100%	1
ACCESS HEALTH CARE PHYSICIANS LLC			1	100%	1
ABBOTT LABORATORIES - OCCUPATIONAL HEALTH SERVICES			1	100%	1
DEACONESS URGENT CARE CENTER			1	100%	1
SOUTHERN WINDS			1	100%	1
ACCESS RECOVERY SOLUTIONS LLC			1	100%	1
ASCENSION ST VINCENT'S - WESTSIDE			1	100%	1
CARSON NURSING AND REHABILITATION CENT		1			1
ST PETERSBURG PEDIATRICS-SEMINOLE		1			1
MISSION HOSPITAL			1	100%	1
WAYNE COUNTY PUBLIC HEALTH		1			1
GATEWAY LABORATORIES		1			1
MERITER LABORATORIES			1	100%	1
TREASURE COAST COMMUNITY HEALTH INC			1	100%	1
BAPTIST HOSPITAL LABORATORY			1	100%	1
MEDICAL CENTER			1	100%	1
ALLIANCE LABORATORY SERVICES			1	100%	1
LAKE BALDWIN			1	100%	1
BLUFFTON HEALTH CENTER			1	100%	1
CARESPOT - LEE VISTA			1	100%	1
MEDEXPRESS URGENT CARE - ROSS TOWNSHIP		1			1
ADVENTHEALTH PHYSICIAN GROUP – APPLEWOOD			1	100%	1
DISCOVERY AT HOME, LLC			1	100%	1
Rio Grande City Nursing and Rehab Center			1	100%	1
MEADOWS PARK HEALTH AND REHABILITATION		1			1
TAMPA HEALTH CARE PROVIDERS PA		1			1
HARRIS URGENT CARE CENTER			1	100%	1
LAKE CONWAY URGENT CARE LLC		1			1
MC DIAGNOSTIC OF CONNECTICUT, PC #252			1	100%	1

COVID-19: testing by laboratory

Data through Jan 7, 2021 verified as of Jan 8, 2021 at 09:25 AM

Data in this report are provisional and subject to change.

The numbers in the table below represent the number of Florida and non-Florida residents for whom test results were received by the Department of Health. A person can be tested by more than one laboratory and can have both positive and negative results. **Therefore, the sum of the numbers in each column will be larger than the total number of people tested.**

Reporting lab	Inconclusive	Negative	Positive	Percent positive	Total
FAIRVIEW SOUTHDAL			1	100%	1
MEDICAL ASSOCIATES OF BREVARD LLC		1			1
CLERMONT PEDIATRICS, PA			1	100%	1
STRINGFELLOW MEMORIAL HOSPITAL		1			1
SPARTANBURG REGIONAL MEDICAL CENTER			1	100%	1
TENNOVA HEALTHCARE - CLEVELAND			1	100%	1
WEST VIRGINIA UNIVERSITY HOSPITALS			1	100%	1
777 URGENT CARE			1	100%	1
SOUTH FLORIDA DIALYSIS CENTER			1	100%	1
FAMILY MEDICINE MEDICAL DRIVE		1			1
NASSAU COUNTY HEALTH DEPARTMENT-FERNANDINA BEACH C		1			1
MEDTOWN PHARMACY			1	100%	1
RCP OF MEMORIAL WEST			1	100%	1
FALKVILLE HEALTHCARE		1			1
OMAHA VA MEDICAL CENTER			1	100%	1
MEDICAL PAVILION CLINIC			1	100%	1
CITRONELLE HEALTH AND REHABILITATION CENTER		1			1
DEVANSH LAB WORKS		1			1
PRECISION CLINICAL RESEARCH			1	100%	1
TEXAS HEALTH ARLINGTON MEMORIAL		1			1
PUBLIX PHARMACY #1114			1	100%	1
GOOD SAMARITAN SOCIETY - DE SMET		1			1
PORTSMOUTH REG. HOSPITAL			1	100%	1
LANTANA HC LAB			1	100%	1
ADVANCED URGENT CARE CENTER			1	100%	1
ACCESS MEDICAL GROUP OF TAMPA INC			1	100%	1
MINUTECLINIC, LLC #1452		1			1
BROOKS -TLC HOSPITAL SYSTEM			1	100%	1
COVENANT HEALTH		1			1
ORMC-ARDEN/EOI			1	100%	1
WILSON MEMORIAL HOSPITAL			1	100%	1
OCALA RKC EAST HEMO #1			1	100%	1
NORTHEAST TEXAS DIALYSIS		1			1
BROOKDALE PALM COAST		1			1
ORLANDO HEALTH PHYSICIAN GROUP			1	100%	1
ROCKWALL URGENT CARE			1	100%	1
LSU MEDICAL CENTER			1	100%	1
STANDIFER PLACE		1			1
MEDEXPRESS - WILMINGTON CONCORD PIKE		1			1
Shoreline Care Center			1	100%	1
NEVADA DEPARTMENT OF HEALTH AND HUMAN SERVICES			1	100%	1
SACRED HEART HEALTH SYSTEM- MIDWIFE PROGRAM			1	100%	1
Strasburg Care Center		1			1
CARE CENTERS OF NASSAU, LLC - HENDRICKS RD		1			1
BOND COUNTY HEALTH DEPARTMENT			1	100%	1
CARESPOT EXPRESS HEALTHCARE BOYNTON BEACH			1	100%	1

COVID-19: testing by laboratory

Data through Jan 7, 2021 verified as of Jan 8, 2021 at 09:25 AM

Data in this report are provisional and subject to change.

The numbers in the table below represent the number of Florida and non-Florida residents for whom test results were received by the Department of Health. A person can be tested by more than one laboratory and can have both positive and negative results. **Therefore, the sum of the numbers in each column will be larger than the total number of people tested.**

Reporting lab	Inconclusive	Negative	Positive	Percent positive	Total
LAWRENCE GENERAL HOSPITAL			1	100%	1
BIOMAT ORLANDO		1			1
HARBORCHASE OF VILLAGES CROSSING			1	100%	1
FLORIDA FAMILY LABORATORY		1			1
PORT ORANGE NURSING & REHAB			1	100%	1
BERGEN NEW BRIDGE M		1			1
SOUTHWEST FLORIDA DIVISION LAB			1	100%	1
AFFILIATED LABORATORIES INC			1	100%	1
C V S / PHARMACY #833		1			1
SAINT JOSEPHS HOSPITAL OF ATLANTA			1	100%	1
OUCH URGENT CARE			1	100%	1
ADVENTHEALTH MEDICAL GROUP UROLOGY AT EAST ORLANDO		1			1
REEVES COUNTY HOSPITAL DISTRICT			1	100%	1
BIODORON LABORATORIES			1	100%	1
EASTERN FLORIDA STATE COLLEGE - PALM BAY CAMPUS			1	100%	1
San Antonio Residence and Rehabilitation Center		1			1
HARTFORD HEALTH CARE & REHABILITATION			1	100%	1
CROSSROADS URGENT CARE PLLC		1			1
CYPRESS VILLAGE REHAB CENTER		1			1
Manor Care of Dallastown d/b/a ManorCare Health Services - Dallastown		1			1
PARRISH MEDICAL GROUP			1	100%	1
GIFFORD MEMORIAL HOSPITAL		1			1
EASTMAN HEALTHCARE & REHAB		1			1
GENESIS MICROBIOLOGY LAB		1			1
Bayou Vista Community Care Center			1	100%	1
PROGRESSIVE MEDICAL RESEARCH			1	100%	1
TREASURE COAST MEDICAL CONCIERGE LLC			1	100%	1
ST. MICHAEL'S ELITE HOSPITAL			1	100%	1
Cornerstone at the Ranch		1			1
MIAMI-DADE COUNTY HEALTH DEPT.		1			1
CEPERO PEDIATRICS PA			1	100%	1
LEXINGTON PLACE SENIOR LIVING COMMUNITY		1			1
CULVER CITY URGENT CARE			1	100%	1
ADVENTHEALTH MEDICAL GROUP SENIOR HEALTH AT			1	100%	1
FREDERICK AVENUE GROUP HOME		1			1
DEVLIN MANOR NURSING AND REHABILITATION		1			1
MEDEXPRESS URGENT CARE - BENTON		1			1
LAKE PEDIATRICS			1	100%	1
MARYLAND DEPARTMENT OF HEALTH AND MENTAL HYGIENE			1	100%	1
CITRUS HEALTH NETWORK INC			1	100%	1
FRESENIUS KIDNEY CARE DUNEDIN			1	100%	1
Harris Hill Nursing Facility		1			1
MC DIAGNOSTIC OF CONNECTICUT, PC #114		1			1
INSTANT MEDICAL CARE CENTER			1	100%	1
HAVASU REGIONAL MEDICAL CENTER			1	100%	1
UNITED HEALTHCARE			1	100%	1

COVID-19: testing by laboratory

Data through Jan 7, 2021 verified as of Jan 8, 2021 at 09:25 AM

Data in this report are provisional and subject to change.

The numbers in the table below represent the number of Florida and non-Florida residents for whom test results were received by the Department of Health. A person can be tested by more than one laboratory and can have both positive and negative results. **Therefore, the sum of the numbers in each column will be larger than the total number of people tested.**

Reporting lab	Inconclusive	Negative	Positive	Percent positive	Total
SOUTHWOOD NURSING & RETIREMENT CENTER		1			1
MEDEXPRESS URGENT CARE - PATRICK STREE			1	100%	1
COASTAL SKIN SURGERY AND DERMATOLOGY PL		1			1
MOORE CLINICAL RESEARCH INC			1	100%	1
COVID TESTING LLC			1	100%	1
PALM WEST INTERNIST PA			1	100%	1
FLORIDA PRIMARY CARE AND SPORTS MEDICINE INC			1	100%	1
NONA MEDICAL ARTS		1			1
BROOKDALE PALM BEACH GARDENS			1	100%	1
PELICAN STATE OUTPATIENT CENTER			1	100%	1
FLORIDA DEPARTMENT OF HEALTH IN CITRUS COUNTY		1			1
APOLLOMDX LLC			1	100%	1
Mountain View Manor			1	100%	1
VA OUTPATIENT PHARMACY			1	100%	1
DOCTOR'S IN-HOUSE LAB/COMMUNITY HEALTH CENTERS OF PINELLAS - JOHNNIE R			1	100%	1
MEMORIAL HOSPITAL LOS BANOS			1	100%	1
DAUGHTERS OF SARAH NURSING CENTER		1			1
MEDEXPRESS URGENT CARE, LANCASTER WEST		1			1
UNIVERSITY OF BALTIMORE WASHINGTON MEDICAL CENTER			1	100%	1
PM PEDIATRICS OF SELDEN, PLLC		1			1
WHEATON FRANCISCAN LABORATORY			1	100%	1
SEATTLE-KING COUNTY			1	100%	1
BARRINGTON TERRACE NAPLES			1	100%	1
SOUTHWOOD HEALTHCARE CENTER		1			1
INTEGRATED GENETICS SEQUENOM		1			1
EDWARD HOSPITAL			1	100%	1
MINUTECLINIC DIAGNOSTIC OF TEXAS LLC		1			1
SUSAN F. WILLIAMS M.D., P.A.			1	100%	1
TRIPLE O MEDICAL SERVICES INC			1	100%	1
ST PETE DIRECT PRIMARY CARE		1			1
Kroger - KR070600172		1			1
KEY WEST HMA PHYSICIAN MANAGEMENT, LLC			1	100%	1
NDX-CORE LAB			1	100%	1
MINUTECLINIC DIAGNOSTIC OF WISCONSIN, LLC		1			1
Dulles Health and Rehab Center		1			1
HEALTH CARE SERVICES LC			1	100%	1
FLORIDA DEPARTMENT OF HEALTH IN LEE COUNTY			1	100%	1
LRGHEALTHCARE		1			1
SANTA BARBARA ALF LLC (THE WINDSOR)			1	100%	1
BOLLES SCHOOL, THE			1	100%	1
QUEST DIAGNOSTICS CLINICAL LABORATORIES INC		1			1
COOPER CLINIC			1	100%	1
Chestnut Ridge Nursing & Rehab		1			1
NASSAU COUNTY HEALTH DEPARTMENT		1			1
EXCEL URGENT CARE OF NJ			1	100%	1
Florida Baptist Retirement Center		1			1

COVID-19: testing by laboratory

Data through Jan 7, 2021 verified as of Jan 8, 2021 at 09:25 AM

Data in this report are provisional and subject to change.

The numbers in the table below represent the number of Florida and non-Florida residents for whom test results were received by the Department of Health. A person can be tested by more than one laboratory and can have both positive and negative results. **Therefore, the sum of the numbers in each column will be larger than the total number of people tested.**

Reporting lab	Inconclusive	Negative	Positive	Percent positive	Total
HERNANDO COUNTY HEALTH DEPT			1	100%	1
FLORIDA HOSPITAL LAB			1	100%	1
OCALA FAMILY MEDICAL CENTER		1			1
HABANA HEALTH CARE CENTER			1	100%	1
UNLIMITED MEDICAL SERVICES OF FL PL DBA		1			1
DOCTORS AFTER HOURS URGENT CARE CENTER			1	100%	1
HOUSTON DEPARTMENT OF HEALTH AND HUMAN SERVICES			1	100%	1
WEST COAST CLINICAL LABS INC			1	100%	1
NAVARRO MEDICAL CENTERS LLC			1	100%	1
WILSON PEDIATRICS			1	100%	1
MOUNT SINAI MEDICAL CENTER AVENTURA ER			1	100%	1
MID-FLORIDA PATHOLOGY LLC - MOBILE UNIT # 3			1	100%	1
MINUTECLINIC DIAG OF IND, LLC #8645		1			1
CURA LABORATORY SERVICES			1	100%	1
CURELOGICS WOUND CARE & HYPERBARIC CENTER		1			1
MINUTECLINIC LLC (2335)		1			1
ODYSSEY HEALTH CARE OF MARION COUNTY LLC		1			1
MINUTE CLINIC DIAGNOSTIC OF TN PC #64		1			1
Moab Regional Hospital			1	100%	1
THOMAS HOSPITAL			1	100%	1
WALKONCLINIC			1	100%	1
NEW YORK PRESBYTERIAN HOSPITAL			1	100%	1
ESOTERIC LAB			1	100%	1
UNIVERSITY OF NORTH CAROLINA HOSPITALS			1	100%	1
VA CBOC			1	100%	1
BOULDER COMMUNITY HOSPITAL			1	100%	1
SMITH NORTHVIEW HOSPITAL LAB			1	100%	1
MINUTECLINIC # 21110			1	100%	1
UNIVERSITY OF MARYLAND PATHOLOGY ASSOCIATES			1	100%	1
Manorcare Health Services West Reading North		1			1
Caldwell Care		1			1
Jersey City Medical Center		1			1
BAYCARE OUTREACH LAB AT NEW TAMPA			1	100%	1
CARESOUTH HHA HOLDINGS OF THE TREASURE COAST LLC			1	100%	1
The Pines at Poughkeepsie Center for Nursing and Rehabilitation		1			1
CLINICAL TRIALS OF TAMPA LLC		1			1
CHIEFLAND MEDICAL CENTER			1	100%	1
APOPKA FAMILY HEALTH CENTER			1	100%	1
BL DIAGNOSTICS LLC			1	100%	1
NAPHCARE INC		1			1
BRANDON OUTREACH CLINIC			1	100%	1
Mill Valley Care Center		1			1
HUDSON REGIONAL HOSPITAL			1	100%	1
PROGRESS PHARMACY INC			1	100%	1
FIT4LIFE MEDICAL CENTER			1	100%	1
EXPRESS LAB LIVINGSTON			1	100%	1

COVID-19: testing by laboratory

Data through Jan 7, 2021 verified as of Jan 8, 2021 at 09:25 AM

Data in this report are provisional and subject to change.

The numbers in the table below represent the number of Florida and non-Florida residents for whom test results were received by the Department of Health. A person can be tested by more than one laboratory and can have both positive and negative results. **Therefore, the sum of the numbers in each column will be larger than the total number of people tested.**

Reporting lab	Inconclusive	Negative	Positive	Percent positive	Total
CHATEAU MADELEINE - SENIOR LIVING & MEMORY CARE			1	100%	1
RIVERSIDE REGIONAL MED CENTER			1	100%	1
West Bay of Tampa Center			1	100%	1
Signature Healthcare of Georgetown		1			1
DAYTONA BEACH CENTRA CARE			1	100%	1
WESTON COUNTY HEALTH SERVICES			1	100%	1
PARK AVENUE PEDIATRICS PC		1			1
Autumn Care of Suffolk		1			1
NORWALK HOSPITAL			1	100%	1
ST. JOHN HOSPITAL & MEDICAL CENTER			1	100%	1
HALIFAX HEALTH PRIMARY CARE ORMOND			1	100%	1
CARE POINT HEALTH AND WELLNESS CENTER		1			1
CORNERSTONE PEDIATRICS			1	100%	1
SIGNATURE CARE MEMORIAL CITY			1	100%	1
MANOR CARE OF DELRAY BEACH FL LLC		1			1
HILTON HEAD HOSPITAL/INPATIENT			1	100%	1
FHPG SURGICAL ASSOCIATES OF EAST PASCO			1	100%	1
FLORIDA KEYS PED AND ADOLES CTR			1	100%	1
Niles Nursing and Rehab. Center		1			1
HAMILTON CI MAIN UNIT ANNEX/ WORK CAMP			1	100%	1
SOUTHERN HILLS MEDICAL CENTER			1	100%	1
AVERA ST. MARY'S HOSPITAL			1	100%	1
BIOMERIEUX			1	100%	1
FLORIDA MEDICAL CENTER			1	100%	1
TITUSVILLE CENTER FOR SURGICAL EXCELLENCE LLC		1			1
PALMETTO PRIMARY CARE PHYSICIANS			1	100%	1
BAPTIST HOSPITAL NURSING/PATIENT CARE			1	100%	1
Livingston County Center for Nursing and Rehabilitation		1			1
ROSE HAVEN NURSING CENTER		1			1
HENRY FORD WEST BLOOMFIELD HOSPITAL			1	100%	1
Diversicare of Smyrna		1			1
WESLEY MEDICAL CENTER			1	100%	1
FULGENT GENETICS HOUSTON		1			1
Lemont Nursing and Rehab Center			1	100%	1
MINUTECLINIC DIAGNOSTIC OF OHIO #4401		1			1
SKYRIDGE CLINICAL ASSOCIATES		1			1
ALPHA CLINICAL LABORATORY CORP.			1	100%	1
TRUMAN MEDICAL CENTER - HOSPITAL HILL			1	100%	1
DILELLA			1	100%	1
VA ST LOUIS HEALTH CARE SYSTEM			1	100%	1
FLORIDA MEDICAL CLINIC PA GI			1	100%	1
MOUNT SINAI AVENTURA DIAGNOSTIC CENTER			1	100%	1
SUMMERFIELD PAIN MANAGEMENT			1	100%	1
Ravenwood Speciality Care		1			1
PALMA CEIA MED GROUP-SWANN		1			1
CHNJ		1			1

COVID-19: testing by laboratory

Data through Jan 7, 2021 verified as of Jan 8, 2021 at 09:25 AM

Data in this report are provisional and subject to change.

The numbers in the table below represent the number of Florida and non-Florida residents for whom test results were received by the Department of Health. A person can be tested by more than one laboratory and can have both positive and negative results. **Therefore, the sum of the numbers in each column will be larger than the total number of people tested.**

Reporting lab	Inconclusive	Negative	Positive	Percent positive	Total
PASCO COUNTY HEALTH DEPARTMENT			1	100%	1
HARRINGTON PARK HEALTH AND REHAB		1			1
ALTA BATES SUMMIT MEDICAL CENTER CLINICAL LAB			1	100%	1
FLORIDA DEPARTMENT OF HEALTH SEMINOLE COUNTY		1			1
ST JOSEPHS HOSPITAL SOUTH HOSPITAL			1	100%	1
Juniper Village at Bucks County		1			1
MEDCARE QUALITY MEDICAL CENTER LLC			1	100%	1
LOUISIANA STATE LAB			1	100%	1
ARDEN COURTS OF SEMINOLE			1	100%	1
LIVERNE HEALTH AND REHABILITATION		1			1
DORAL KIDNEY CENTER			1	100%	1
NEMOURS CHILDREN'S PRIMARY CARE			1	100%	1
INTERMOUNTAIN MEDICAL CENTER			1	100%	1
ST LUKES SURGICAL AT THE VILLAGES INC			1	100%	1
PATHWAY PHARMACY			1	100%	1
ORMOND MEDICAL ARTS FAMILY PRACTICE PL			1	100%	1
HAWKEYE CARE CENTER DUBUQUE		1			1
ANY LAB TEST FAST CORP			1	100%	1
BEAUMONT REFERENCE LABORATORY			1	100%	1
HERNANDO CHILDREN'S			1	100%	1
Southwest Louisiana Veterans Home			1	100%	1
ORLANDO HEALTH PHYSICIAN GROUP INC			1	100%	1
Villa Maria			1	100%	1
AZALEALAND NURSING HOME		1			1
PROGENESIS INC			1	100%	1
BOSTON PUBLIC HEALTH COMMISSION			1	100%	1
Bolingreen Health and Rehabilitation		1			1
HIBISCUS COURT			1	100%	1
Manassas Health & Rehab			1	100%	1
CLIFTON-FINE HOSPITAL LABORATORY		1			1
EASTSIDE URGENT CARE			1	100%	1
PATHOLOGY		1			1
ADVENTHEALTH MEDICAL GROUP FAMILY MEDICINE AT RDV		1			1
BLOOD SYSTEMS LABORATORIES			1	100%	1
SOUTHERN SPRINGS HEALTH CARE		1			1
MARYLAND DEPARTMENT OF HEALTH AND MENTAL HYGIENE-LABORATORIES			1	100%	1
MANSFIELD MEDICAL LODGE			1	100%	1
MAYO CLINIC BEACHES PRIMARY CARE CTR		1			1
ADVENTHEALTH MEDICAL GROUP FAMILY AND INTERNAL			1	100%	1
PALM BEACH DIABETES & ENDOCRINE SPECIALISTS PA			1	100%	1
ALIMETRIX INC		1			1
HEALGEN SCIENTIFIC			1	100%	1
HIGHLANDS URGENT CARE			1	100%	1
LEELANAU OPCO, LLC		1			1
LAKELAND MEDICAL CENTER			1	100%	1
GUIDEWELL EMERGENCY MEDICINE DOCTORS LLC #33			1	100%	1

COVID-19: testing by laboratory

Data through Jan 7, 2021 verified as of Jan 8, 2021 at 09:25 AM

Data in this report are provisional and subject to change.

The numbers in the table below represent the number of Florida and non-Florida residents for whom test results were received by the Department of Health. A person can be tested by more than one laboratory and can have both positive and negative results. **Therefore, the sum of the numbers in each column will be larger than the total number of people tested.**

Reporting lab	Inconclusive	Negative	Positive	Percent positive	Total
Alden Lincoln Park			1	100%	1
MEDICAL ASSOCIATES OF PINELLAS - LAB			1	100%	1
MADISON FACILITY INC			1	100%	1
ENVOY OF FORK UNION, LLC DBA ENVOY AT THE VILLAGE		1			1
Chateau Girardeau			1	100%	1
CENTRAL FLORIDA HOSPITALIST			1	100%	1
MEMORIAL HOSPITAL MIRAMAR WAIVED TESTING			1	100%	1
SOUTHEASTERN PATHOLOGY ASSOCIATES			1	100%	1
ADVANCE MD CARE			1	100%	1
BAPTIST MINOR MEDICAL CENTER			1	100%	1
SKY RIDGE MEDICAL CENTER - MICRO			1	100%	1
GOOD SAMARITAN SOCIETY-FOREST CITY		1			1
FIU HEALTH CARE CENTER			1	100%	1
BROWARD TRANSITIONAL CENTER			1	100%	1
SEBRING PEDIATRICS LLC			1	100%	1
UNIVERISTY OF MIAMI			1	100%	1
SHAMRA MEDICAL LABORATORY			1	100%	1
BAYCARE OUTREACH LAB			1	100%	1
GRAND VILLA OF PINELLAS PARK			1	100%	1
ASSOCIATES MD MEDICAL GROUP INC			1	100%	1
BAYMEADOWS PEDIATRIC CARE		1			1
UNIVERSITY OF SOUTH FLORIDA			1	100%	1
UF KANAPAHA LAB BEAKER		1			1
Sherwood Oaks Health Center			1	100%	1
LAKE LURE HEALTH CENTER			1	100%	1
Carrollton Manor Inc		1			1
MEDEXPRESS URGENT CARE - SPRINGFIELD, COOLEY ST		1			1
SOUTHWEST REGIONAL PCR LABORATORY			1	100%	1
COMMUNITY			1	100%	1
HUMILITY OF MARY HEALTH PARTNERS			1	100%	1
GIBSON AREA PRIMARY CARE			1	100%	1
PREMIER PEDIATRICS			1	100%	1
SV DIAGNOSTIC LAB			1	100%	1
University Plaza Rehabilitation and Nursing			1	100%	1
HENRY FORD HOSPITAL			1	100%	1
Macon Valley Nursing and Rehabilitation Center		1			1
COVE AT THE MARBELLA,THE			1	100%	1
SACRED HEART MEDICAL CENTER			1	100%	1
FRESENIUS SOUTH FORT MYERS		1			1
Parkview Care Center			1	100%	1
MINUTECLINIC #2797		1			1
WALGREENS #10308		1			1
METRO HEALTH HOSPITAL LABORATORY		1			1
PM PEDIATRICS OF BAYSIDE, PLLC - RIVE		1			1
UNIVERSITY OF VERMONT MEDICAL CENTER			1	100%	1
NEW YORK UNIVERSITY MEDICAL CENTER			1	100%	1

COVID-19: testing by laboratory

Data through Jan 7, 2021 verified as of Jan 8, 2021 at 09:25 AM

Data in this report are provisional and subject to change.

The numbers in the table below represent the number of Florida and non-Florida residents for whom test results were received by the Department of Health. A person can be tested by more than one laboratory and can have both positive and negative results. **Therefore, the sum of the numbers in each column will be larger than the total number of people tested.**

Reporting lab	Inconclusive	Negative	Positive	Percent positive	Total
RENOWN REGIONAL MEDICAL CENTER			1	100%	1
ALBANY MEDICAL CENTER			1	100%	1
2504-HOMEWOOD		1			1
NEW HORIZON PRIMARY CARE LLC			1	100%	1
CENTRAL CAROLINA HOSPITAL			1	100%	1
MINUTECLINIC DIAG OF IND, LLC #4368		1			1
Metairie Healthcare Center			1	100%	1
BASCOM PALMER-MICRO LAB			1	100%	1
TWIN			1	100%	1
SPECIALTY DRUG TESTING			1	100%	1
HOLSTON MEDICAL GROUP		1			1
CLUB HEALTH AND REHABILITATION CENTER, THE		1			1
ARNOLD PALMER HOSPITAL LAB POCT		1			1
WALGREENS #15291		1			1
COMMUNICABLE DISEASE CONTROL/PUBLIC HEALTH EMERGENCY PREPAREDNESS			1	100%	1
OCEAN MEDICAL CENTER		1			1
TRAVIS LEE THOMPSON MD			1	100%	1
MAINE CENTER FOR DISEASE CONTROL AND PREVENTION			1	100%	1
HIGHLAND PARK LAKEWOOD PRESTON HOLLOW			1	100%	1
HOWELL BRANCH COURT			1	100%	1
PARK AVENUE DERMATOLOGY NORTH			1	100%	1
MINUTECLINIC DIAGNOSTIC, PA #10252		1			1
Medicalodges Neosho			1	100%	1
Florence Home		1			1
EVERGREEN NURSING HOME		1			1
MT CARMEL PHARMACY INC		1			1
FLORIDA HOSPITAL ORMOND BEACH			1	100%	1
Mercy Manor Transition Center			1	100%	1
NORTH SHORE MEDICAL CENTER - SALEM HOSPITAL			1	100%	1
MEDOR/ACC SYNCHRONY			1	100%	1
FRANKLIN CBOC			1	100%	1
DOC PAM PA		1			1
ADVANCED URGENT CARE PLLC		1			1
BEAUMONT HOSPITAL, GROSSE POINTE			1	100%	1
Broomall Manor		1			1
RABI SINHA, MD		1			1
Redwood Springs Healthcare			1	100%	1
Glen Oaks Health and REhabilitation		1			1
FELD ENTERTAINMENT			1	100%	1
THE ARLINGTON OF NAPLES INC.			1	100%	1
KANSAS CITY VA MEDICAL CENTER			1	100%	1
WALGREEN#12147		1			1
TREASURE COAST PRIMARY CARE		1			1
MORGAN STANELY HEALTH CENTER		1			1
QC LABORATORY			1	100%	1
PALOMAR MEDICAL CENTER			1	100%	1

COVID-19: testing by laboratory

Data through Jan 7, 2021 verified as of Jan 8, 2021 at 09:25 AM

Data in this report are provisional and subject to change.

The numbers in the table below represent the number of Florida and non-Florida residents for whom test results were received by the Department of Health. A person can be tested by more than one laboratory and can have both positive and negative results. **Therefore, the sum of the numbers in each column will be larger than the total number of people tested.**

Reporting lab	Inconclusive	Negative	Positive	Percent positive	Total
MEDONE URGENT CARE			1	100%	1
PROVIDENCE ST PETER HOSPITAL		1			1
CAREHERE LLC			1	100%	1
Integrity Healthcare of Carbondale			1	100%	1
MADISON AT OVIEDO			1	100%	1
ST. LUKE'S HOSPITAL			1	100%	1
MINUTECLINIC DIAGNOSTIC OF OHIO #3407		1			1
DASCENA LAB			1	100%	1
NORTHSIDE HOSPITAL DULUTH			1	100%	1
LIFELINK OF FLORIDA			1	100%	1
ICARE		1			1
ELLIS HOSPITAL URGENT CARE CENTER LAB		1			1
NEW ERA HEALTH CENTER INC		1			1
LARKIN COMMUNITY HOSPITAL PALM SPRINGS CAMPUS			1	100%	1
DEPARTMENT OF HEALTH/ NEW YORK			1	100%	1
PARTNERS IN PRIMARY CARE		1			1
Vibralfie of El Paso Rehabilitation Center			1	100%	1
ARCPPOINT LABS OF FORT LAUDERDALE, FL CENTRAL		1			1
OCALA REGIONAL KIDNEY CENTER EAST			1	100%	1
SCIENCE CARE			1	100%	1
HEALTH ALLIANCE			1	100%	1
CHRISTIANA HOSPITAL		1			1
MEDEXPRESS URGENT CARE - LITTLE ROCK		1			1
Lutheran Community at Telford		1			1
VETERANS AFFAIRS MEDICAL CENTER - EAST ORANGE			1	100%	1
SUTTER GOULD MEDICAL FOUNDATION			1	100%	1
LCMC LAB SUBSECTION		1			1
CATHEDRAL GERONTOLOGY CENTER DBA CATHEDRAL CARES			1	100%	1
DR PHILLIPS CENTER FOR WELLNESS		1			1
ADVENTHEALTH MEDICAL GROUP INTERNAL MEDICINE AT			1	100%	1
DAVITA DIALYSIS-NORTH			1	100%	1
JOHN KNOX MANOR INC II			1	100%	1
HEALTH FIRST MEDICAL GROUP LLC			1	100%	1
TALLAHASSEE PRIMARY CARE ASSOCIATES PA			1	100%	1
SYNEOS HEALTH			1	100%	1
ASHLEY CLINICAL DIAGNOSTIC LABORATORY			1	100%	1
ENCOMPASS HEALTH HOME HEALTH		1			1
Monument Health Strugis Care Center		1			1
CVS HEALTH, #2043		1			1
CAREWELL JW - WORCESTER LNC			1	100%	1
DERMDX, DIV OF AURORA DIAGNOSTICS/BERNHARDT LAB		1			1
SMITH KLINE			1	100%	1
ANY LAB TEST NOW JACKSONVILLE		1			1
LAMARQUE DIALYSIS			1	100%	1
HARMONY HEALTHCARE ORLANDO INC		1			1
MEDAC AT PORTERS NECK			1	100%	1

COVID-19: testing by laboratory

Data through Jan 7, 2021 verified as of Jan 8, 2021 at 09:25 AM

Data in this report are provisional and subject to change.

The numbers in the table below represent the number of Florida and non-Florida residents for whom test results were received by the Department of Health. A person can be tested by more than one laboratory and can have both positive and negative results. **Therefore, the sum of the numbers in each column will be larger than the total number of people tested.**

Reporting lab	Inconclusive	Negative	Positive	Percent positive	Total
PHYSICIANS URGENT CARE			1	100%	1
COLLINS NURSING HOME		1			1
PHYSICIAN ASSOCIATES, LLC			1	100%	1
TMH PHYSICIAN PARTNERS QUINCY			1	100%	1
ALLEGHENY GENERAL HOSPITAL			1	100%	1
MINUTECLINIC DIAGNOSTIC OF NEW MEXICO LLC #7552		1			1
SILVERMAN			1	100%	1
CONSOLIDATED			1	100%	1
ARLINGTON ADULT RESIDENTIAL FACILITY, INC			1	100%	1
CERMAK HEALTH SERVICES			1	100%	1
ROYAL PALM PEDIATRICS			1	100%	1
MEMORIAL HERMANN SOUTHWEST HOSPITAL			1	100%	1
NITIN BAWA PROFESSIONAL ASSOCIATES			1	100%	1
ADVANCED RESEARCH AND DIAGNOSTIC LABORATORY UNIVERSITY OF MINNESOTA			1	100%	1
JACKSONVILLE STATEFL			1	100%	1
CVS MINUTE CLINIC #5836		1			1
Oregon Veterans Home The Dalles		1			1
CAREWELL 203			1	100%	1
CENTRAL FLORIDA PRIMARY CARE			1	100%	1
MINUTECLINIC DIAG OF IND, LLC #6697		1			1
NATIONAL INSTITUTES OF HEALTH CLINICAL CENTER			1	100%	1
ADVENTHEALTH CENTRA CARE TRINITY			1	100%	1
DOCTORS MEMORIAL HOSP HOME HEALTH CARE		1			1
EXPRESS CARE OF THE SHOALS		1			1
UCH LAB			1	100%	1
BRUCE S WEST MD			1	100%	1
EAST TENNESSEE STATE UNIVERSITY		1			1
ST JOHNS MEDICAL CENTER		1			1
Robert Wood Johnson University Hospital			1	100%	1
MEMORIAL HOSPITAL OF CARBONDALE			1	100%	1
KANA MEDICAL			1	100%	1
FAIRFIELD MEDICAL CENTER			1	100%	1
MOUNT SINAI MEDICAL CENTER OF FLORIDA, INC			1	100%	1
BAPTIST HOSPITAL OF MIAMI MCI BROWARD LABORATORY			1	100%	1
MERRILL GARDENS AT CHAMPIONSGATE			1	100%	1
BASCOM PALMER EYE INSTITUTE			1	100%	1
CAREHERE HUDSON BAY			1	100%	1
ST. VINCENT HOSPITAL			1	100%	1
LAKEVIEW HEALTHCARE SYSTEM LLC			1	100%	1
TITUS REGIONAL MEDICAL CENTER			1	100%	1
INDIAN RIDGE		1			1
NORTHEAST PEDIATRICS			1	100%	1
HALEYVILLE HEALTH CARE CENTER		1			1
COMMUNITY MEDICAL CENTER-ORANGE CITY		1			1
THOMASVILLE REGIONAL MEDICAL CENTER		1			1
ARCADIA DIALYSIS CENTER			1	100%	1

COVID-19: testing by laboratory

Data through Jan 7, 2021 verified as of Jan 8, 2021 at 09:25 AM

Data in this report are provisional and subject to change.

The numbers in the table below represent the number of Florida and non-Florida residents for whom test results were received by the Department of Health. A person can be tested by more than one laboratory and can have both positive and negative results. **Therefore, the sum of the numbers in each column will be larger than the total number of people tested.**

Reporting lab	Inconclusive	Negative	Positive	Percent positive	Total
ATHENS LIMESTONE HOSPITAL		1			1
MINUTE CLINIC DIAGNOSTIC OF VIRGINIA, LLC #6292		1			1
TEVAPHARM			1	100%	1
ARIZA WELLNESS CARE LLC			1	100%	1
Imperial Healthcare Centre			1	100%	1
HEALTH EXPRESS		1			1
SHAH			1	100%	1
LAKEVIEW TERRACE HOME HEALTH SERVICES LLC			1	100%	1
QUEST INC			1	100%	1
HEALTHCARE ASSOCIATES OF IRVING, LLP			1	100%	1
GEORGE WASHINGTON UNIVERSITY HOSPITAL			1	100%	1
MINUTE-CLINIC DIAGNOSTIC OF VIRGINIA,		1			1
LEXINGTON HOSPITAL CORPORATION			1	100%	1
VISTA DEL SOL MED ASSOC		1			1
PHYSICIANS PREMIER			1	100%	1
PUTNAM CO HOSPITAL-D/B/A ASBURY TOWERS		1			1
El Paso Health Care Center			1	100%	1
MINUTECLINIC INCORPORATE, LLC		1			1
FLAGLER CARE CENTER			1	100%	1
DISCOVERY VILLAGE AT DEERWOOD			1	100%	1
VAULT MEDICAL SERVICES			1	100%	1
OPTIMAL MEDICINE INC		1			1
WELLOW URGENT CARE-OSWEGO			1	100%	1
THE LITTLE CLINIC LLC			1	100%	1
Bivins Pointe			1	100%	1
CHI ST. LUKE'S HEALTH BCM MEDICAL CENTER			1	100%	1
EXCEPTIONAL EMERGENCY CENTER			1	100%	1
ULTIMATE ANALYSIS LABORATORY			1	100%	1
UNIVERSITY OF MIAMI MILLER SCHOOL			1	100%	1
PEDRO L ORTEGA MD PA			1	100%	1
SAINT BARNABAS MEDICAL CENTER		1			1
ARDEN COURTS OF LELY PALMS			1	100%	1
Cortland Acres Association		1			1
VIVEX/UMTB BIOMEDICAL			1	100%	1
PALM BEACH DIABETES AND ENDOCRINE SPECIALISTS, PA			1	100%	1
ABBOTT DIAGNOSTICS			1	100%	1
HELGEMO & LIOU PEDIATRICS			1	100%	1
BAYOU URGENT CARE			1	100%	1
HAWAII DEPARTMENT OF HEALTH LAB			1	100%	1
CELEBRATION HOSPITAL			1	100%	1
SONNI'S PEDIATRICS			1	100%	1
Central Park Healthcare & Rehabilitation Center		1			1
CHESAPEAKE REGIONAL MEDICAL CENTER			1	100%	1
JOSEPH SCHENKER MD PC		1			1
CAROMONT HEALTH			1	100%	1
HCL LABORATORIES			1	100%	1

COVID-19: testing by laboratory

Data through Jan 7, 2021 verified as of Jan 8, 2021 at 09:25 AM

Data in this report are provisional and subject to change.

The numbers in the table below represent the number of Florida and non-Florida residents for whom test results were received by the Department of Health. A person can be tested by more than one laboratory and can have both positive and negative results. **Therefore, the sum of the numbers in each column will be larger than the total number of people tested.**

Reporting lab	Inconclusive	Negative	Positive	Percent positive	Total
ALPHA 1 ANTITRYPSIN RESEARCH PROGRAM			1	100%	1
STATE OF FLORIDA			1	100%	1
DONALSONVILLE HOSPITAL			1	100%	1
ST. PETERSBURG PEDIATRICS-SEMINOLE			1	100%	1
ACCESS FAMILY CARE LLC			1	100%	1
SOUTH FLORIDA URGENT CARE CENTERS, LLC			1	100%	1
SUMMIT LABORATORY			1	100%	1
OSF ST JOSEPH MEDICAL CENTER			1	100%	1
Lenbrook		1			1
FREEPORT ER DOX URGENT CARE		1			1
PALM BEACH COUNTY HEALTH DEPT.			1	100%	1
DUKE UNIVERSITY POINT OF CARE TESTING PROGRAM			1	100%	1
WINDSOR WOODS REHAB & HEALTHCARE CTR			1	100%	1
LIFE CARE CENTER OF GWINNETT		1			1
PALM SPRINGS GENERAL HOSPITAL			1	100%	1
POETS WALK SARASOTA			1	100%	1
SHANNON CLARK OD, PA			1	100%	1
Maple Lane Nursing Home		1			1
HENRICO DOCTOR'S LABORATORY			1	100%	1
SONORAN DESERT PATHOLOGY			1	100%	1
CFCH - FROSTPROOF			1	100%	1
TANGLEWOOD MANOR		1			1
RHODE ISLAND DEPARTMENT OF HEALTH LABORATORIES			1	100%	1
ORDRS, INC.			1	100%	1
IVAN, MAYA			1	100%	1
LAKE COMMUNITY ACTION AGENCY		1			1
METROPOLITAN			1	100%	1
BEAUMONT HOSPITAL			1	100%	1
VISTA LAKE ASSISTED LIVING			1	100%	1
JAX FAMILY CARE		1			1
JACKSON MADISON CO. GEN. HOSPITAL			1	100%	1
HUNEYCUTT FAMILY PRACTICE			1	100%	1
SUN CLINICAL LABORATORIES			1	100%	1
LITTLE FALLS HOSPITAL LABORATORY		1			1
HEARTLAND OF ZEPHYRHILLS FL, LLC			1	100%	1
MINUTECLINIC DIAGNOSTIC OF KENTUCKY		1			1
AMERICAN LAB LLC		1			1
SANFORD PEDIATRIC ASSOCIATES, PA			1	100%	1
SOUTH BEND MEDICAL FOUNDATION			1	100%	1
CQUENTIA NGS, LLC			1	100%	1
ORCHID TERRACE		1			1
Fairhaven Retirement Community		1			1
FAITH FAMILY PRACTICE			1	100%	1
MINUTECLINIC MINUTECLINIC #3665		1			1
FLORIDA EPIDEMIOLOGY PROGRAM			1	100%	1
MEDICAL ASSOCIATES OF THE SHOALS		1			1

COVID-19: testing by laboratory

Data through Jan 7, 2021 verified as of Jan 8, 2021 at 09:25 AM

Data in this report are provisional and subject to change.

The numbers in the table below represent the number of Florida and non-Florida residents for whom test results were received by the Department of Health. A person can be tested by more than one laboratory and can have both positive and negative results. **Therefore, the sum of the numbers in each column will be larger than the total number of people tested.**

Reporting lab	Inconclusive	Negative	Positive	Percent positive	Total
MINUTECLINIC DIAGNOSTIC OF OHIO #6139		1			1
Remarkable Healthcare Dallas			1	100%	1
MEDICAL LIFE-INC GUIDEWELL EMERGENCY MEDICINE			1	100%	1
CLARE BRIDGE OF CAPE CORAL		1			1
MARTIN HEALTH PHYSICIAN GROUP			1	100%	1
SEWALLS POINT PHARMACY INC			1	100%	1
MEDEXPRESS URGENT CARE - FORT SMITH		1			1
ER NEAR ME HULEN		1			1
SURGERY CENTER, THE			1	100%	1
MINUTE CLINIC LLC #10203		1			1
BAPTIST HOSPITAL EAST			1	100%	1
CANDLER HOSPITAL			1	100%	1
HATLEY HEALTH CARE, INC		1			1
Arch Plaza Nursing and Rehabilitation Center			1	100%	1
CARDIAC AND VASCULAR CONSULTANTS MD PA		1			1
WARE EXPRESS CARE			1	100%	1
SEACOAST PATHOLOGY PROFESSIONAL ASSOC		1			1
REGIONAL MEDICAL LABORATORY			1	100%	1
SANTA ROSA PEDIATRICS			1	100%	1
DSI LABORATORIES-NAPLES-7TH			1	100%	1
INTERNAL MEDICINE GROUP OF CENTRAL FLORIDA			1	100%	1
STONECREST MEDICAL CENTER		1			1
COLONIAL VILLA GOOD SAMARITAN CENTER		1			1
HALIFAX FAMILY HEALTH CENTER			1	100%	1
CORPORATION OF AMERICA		1			1
MEDEXPRESS URGENT CARE - LAWRENCE		1			1
PHYSICIANS PRIMARY CARE LEHIGH PEDS			1	100%	1
EASTSIDE MEDICAL CLINIC		1			1
Carington Park			1	100%	1
CORDOVA FAMILY PRACTICE			1	100%	1
EDGAR PRICE FAMILY & CHILDREN HEALTHCARE CENTER			1	100%	1
CHILDREN'S MEDICAL CENTER-EAST ORLANDO			1	100%	1
ST VINCENTS AMBULATORY CARE INC			1	100%	1
MINUTECLINIC DIAGNOSTIC OF RHODE ISLAN		1			1
LAKEVIEW HEALTH CARE SYSTEM LLC			1	100%	1
BORINQUEN HEALTH CENTER			1	100%	1
LIFEGUARD AMBULANCE SERVICE LLC - BAY COUNTY			1	100%	1
ST JOHNS PEDIATRICS PA		1			1
OAKWOOD HOSPITAL - SOUTHSORE			1	100%	1
DESERT HOSPITAL/CPHU CLINICAL LABORATORY			1	100%	1
CVS HEALTH, #5962		1			1
CAROLINAS HEALTHCARE SYSTEM LAB			1	100%	1
MEMORIAL HEALTH SYSTEM		1			1
EH FARGO HOSPITAL LABORATORY			1	100%	1
BROOKSVILLE REGIONAL HOSPITAL			1	100%	1
LAKELAND REGIONAL HEALTH PABLO			1	100%	1

COVID-19: testing by laboratory

Data through Jan 7, 2021 verified as of Jan 8, 2021 at 09:25 AM

Data in this report are provisional and subject to change.

The numbers in the table below represent the number of Florida and non-Florida residents for whom test results were received by the Department of Health. A person can be tested by more than one laboratory and can have both positive and negative results. **Therefore, the sum of the numbers in each column will be larger than the total number of people tested.**

Reporting lab	Inconclusive	Negative	Positive	Percent positive	Total
PROMUS DIAGNOSTICS, LLC			1	100%	1
LAS PALMAS MEDICAL CENTER			1	100%	1
HOME AIDE SVC OF EASTERN NY INC D/B/A		1			1
NHC HealthCare St. Charles		1			1
RIVERSIDE COUNTY PUBLIC HEALTH LABORATORY			1	100%	1
HEARTLAND REGIONAL MEDICAL CENTER		1			1
PALM COAST DRAW STATION/AMERICAN HEALTH ASSOCIATES		1			1
MEDEXPRESS URGENT CARE - SOMERSET TOWNSHIP		1			1
LABONE		1			1
NIBHA MEDIRATTA MD PL			1	100%	1
APALACHEE CENTER INC		1			1
MINUTECLINIC, LLC #1492		1			1
IZ MEDICAL		1			1
UPMC NORTHWEST HOSPITAL			1	100%	1
GEORGETOWN URGENT CARE			1	100%	1
MINNESOTA DEPARTMENT OF HEALTH LABORATORY			1	100%	1
UNIVERSITY URGENT CARE			1	100%	1
MIAMI CEREBRAL PALSY RESIDENTIAL			1	100%	1
CARENOW URGENT CARE - SPRING			1	100%	1
CARE STATION MEDICAL GROUP		1			1
CHILTON MEDICAL CENTER		1			1
Waddell Nursing & Rehab Center		1			1
VALLEY MEDICAL LABORATORY			1	100%	1
Brookdale Southside			1	100%	1
BROOKDALE FORT MYERS LAKES PARK			1	100%	1
DIVERSE MEDICAL CARE LLC			1	100%	1
Longwood Community Living Center		1			1
NORTH FLORIDA CHILD DEVELOPMENT, INC			1	100%	1
RAMBAM URGENT CARE			1	100%	1
NORTH MIAMI BEACH SURGICAL CENTER			1	100%	1
ST PETERSBURG PEDIATRICS-MLK JUNIOR BLVD		1			1
JOHN D. ARCHBOLD MEMORIAL HOSPITAL			1	100%	1
BUENA VIDA ESTATES			1	100%	1
NF Escambia, LLC DBA Olive BranchHealth and Rehabilitaion Center			1	100%	1
ADVANCED CARDIOVASCULAR DIAGNOSTICS OF FL			1	100%	1
MOSAIC MEDICAL CENTER MARYVILLE			1	100%	1
MINUTECLINIC DIAG OF IND, LLC #6553		1			1
MINUTECLINIC, LLC #7139		1			1
BROOKS REHAB			1	100%	1
NORTH BROWARD MEDICAL CENTER			1	100%	1
UMASS MEMORIAL/MARLBORO HOSPITAL			1	100%	1
HARBOUR ISLAND PEDIATRICS LLC			1	100%	1
ENZO LABS INC			1	100%	1
JS HEALTHCARE			1	100%	1
GATEWAY HEALTHCARE, PC			1	100%	1
ADVANCED INDIVIDUALIZED MEDICINE OF NAPLES			1	100%	1

COVID-19: testing by laboratory

Data through Jan 7, 2021 verified as of Jan 8, 2021 at 09:25 AM

Data in this report are provisional and subject to change.

The numbers in the table below represent the number of Florida and non-Florida residents for whom test results were received by the Department of Health. A person can be tested by more than one laboratory and can have both positive and negative results. **Therefore, the sum of the numbers in each column will be larger than the total number of people tested.**

Reporting lab	Inconclusive	Negative	Positive	Percent positive	Total
EAST COAST INSTITUTE FOR RESEARCH LLC			1	100%	1
NORTHERN KENTUCKY HEALTH DEPARTMENT			1	100%	1
Peninsula Nursing and Rehabilitation Center		1			1
HAYS CLINICAL LAB			1	100%	1
WillowBrooke Court at Westminster Village		1			1
WINTER GARDEN CHILDREN'S HEALTH CENTERS			1	100%	1
POPLAR HEALTHCARE			1	100%	1
BUFFALO VAMC			1	100%	1
FHCP ASC - ORANGE CITY			1	100%	1
Sanford Health & Rehabilitation			1	100%	1
NEWTON MEMORIAL HOSPITAL		1			1
SOUTHERN BREEZE HEALTHCARE			1	100%	1
LABORATORIO BUENA SALUD			1	100%	1
UHS BINGHAMTON GENERAL			1	100%	1
The Palms Nursing and Rehabilitation		1			1
LIFESPAN HEALTH - SELMER		1			1
BAPTIST HEALTH SURGERY CENTER			1	100%	1
WATERTOWN URGENT CARE		1			1
COBLESKILL REGIONAL HOSPITAL		1			1
WW Chem Auto SS			1	100%	1
SAN JOSE CLINIC		1			1
ATHENA PLASTIC SURGERY		1			1
UNIVERSITY OF MIAMI PRIMARY CARE SITE UMHC 3039			1	100%	1
MERCY GENERAL HOSPITAL			1	100%	1
BMC/NASSAU			1	100%	1
DOCTORS HEARING			1	100%	1
RAPID CITY REGIONAL HOSPITAL -579 ATTN. LABORATORY		1			1
RIVIERA BEACH HEALTH CENTER LAB			1	100%	1
UNIVERSITY OF MIAMI SCCC RESEARCH LABORATORY			1	100%	1
LITTLE COMPANY OF MARY HOSPITAL			1	100%	1
NHC Chattanooga			1	100%	1
PARKLAND HEALTH & HOSPITAL			1	100%	1
MY URGENT CARE CLINIC			1	100%	1
CONWAY MEDICAL CENTER			1	100%	1
LAKESIDE MEDICAL CENTER		1			1
LEHIGH PULMONARY ASSOCIATES			1	100%	1
BROOKDALE OF SPRING HILL		1			1
Bethany Manor		1			1
ACCOMPLISHED HOME CARE		1			1
CROSS CREEK HEALTH CARE		1			1
PIONEER CLINICAL RESEARCH LLC			1	100%	1
MINUTE CLINIC LLC #0169		1			1
HAMILTON CHD		1			1
Winter Park Care and Rehab			1	100%	1
NORTH SHORE HEMATOLOGY-ONCOLOGY ASSOCIATES PC		1			1
USF PHYSICIANS GROUP			1	100%	1

COVID-19: testing by laboratory

Data through Jan 7, 2021 verified as of Jan 8, 2021 at 09:25 AM

Data in this report are provisional and subject to change.

The numbers in the table below represent the number of Florida and non-Florida residents for whom test results were received by the Department of Health. A person can be tested by more than one laboratory and can have both positive and negative results. **Therefore, the sum of the numbers in each column will be larger than the total number of people tested.**

Reporting lab	Inconclusive	Negative	Positive	Percent positive	Total
Seal Rock Healthcare		1			1
IMMY LABS			1	100%	1
SAINT JOSEPH'S HOSPITAL AND MEDICAL CENTER		1			1
OAKMONT WEST- GREENVILLE SC		1			1
PRIMARY CARE GROUP LLC		1			1
FLEMING ISLAND CENTER FOR CLINICAL RESEARCH		1			1
PRACTITIONERS IN MOTION			1	100%	1
PALMS OF FT MYERS,THE			1	100%	1
Garden View Care Center at Dougherty Ferry		1			1
Princeton Place			1	100%	1
WINDSOR MANOR			1	100%	1
PENINSULA REGIONAL MED CTR LAB			1	100%	1
PATHOLOGYT & LAB MEDICINE SERVICES			1	100%	1
MD NOW URGENT CARE			1	100%	1
MEDERI CARETENDERS			1	100%	1
COLUMBIA CREST CARE & RAHAB		1			1
LUMICO LIFE INSURANCE COMPANY		1			1
RIDGE OPTUM FLORIDA			1	100%	1
Kroger - KRO03500568			1	100%	1
LEHIGH REGIONAL WOUND CENTER			1	100%	1
Vi at Aventura		1			1
LIFELINK TISSUE BANK D/B/A LIFELINK TISSUE BANK		1			1
ST CATHERINE HOSPITAL LABORATORY			1	100%	1
GRAND VILLA OF LARGO			1	100%	1
SUPERKIDS PEDIATRICS			1	100%	1
NASSAU UNIVERSITY MEDICAL CENTER DEPT		1			1
POMPANO BEACH ARTIFICIAL KIDNEY CENTER			1	100%	1
RPC@HODGES			1	100%	1
HYDE PARK MEDICAL CENTER		1			1
ATRIA WILLOW WOOD			1	100%	1
CLEVELAND CLINIC AKRON GENERAL			1	100%	1
FLAGLER COUNTY BOARD OF COUNTY COMMISSIONERS			1	100%	1
FAMILY MEDICAL CENTER		1			1
ALLIANCE MD DIRECT PRIMARY CARE			1	100%	1
MEDICAL SPECIALISTS OF THE PALM BEACHES INC			1	100%	1
LIBERTY HEALTH CENTER			1	100%	1
LAKEVIEW REGIONAL HOSPITAL			1	100%	1
ST. MARY MEDICAL CENTER		1			1
GOLDING-GRANADO MEDICAL ASSOCIATES		1			1
MINUTE CLINIC DIAGNOSTICS OF IN, LLC #6252		1			1
GEORGE W FERGUSON MD-CONCIERGE MEDICAL SERVICES PL		1			1
PHYSICIANS IMMEDIATE CARE			1	100%	1
EAST RIDGE RETIREMENT VILLAGE INC		1			1
BRIAN C GRINER MD LLC			1	100%	1
FLORHAM PARK ENDOSCOPY CENTER		1			1
GREENTREE MEDICAL CENTER			1	100%	1

COVID-19: testing by laboratory

Data through Jan 7, 2021 verified as of Jan 8, 2021 at 09:25 AM

Data in this report are provisional and subject to change.

The numbers in the table below represent the number of Florida and non-Florida residents for whom test results were received by the Department of Health. A person can be tested by more than one laboratory and can have both positive and negative results. **Therefore, the sum of the numbers in each column will be larger than the total number of people tested.**

Reporting lab	Inconclusive	Negative	Positive	Percent positive	Total
Total	65,958	12,936,919	1,849,493	12%	14,852,370