

COVID-19: summary of cases and monitoring

Data through Jan 9, 2021 verified as of Jan 10, 2021 at 09:25 AM

Data in this report are provisional and subject to change.

Cases: people with positive PCR or antigen test result		Cases: people with positive PCR or antigen test result	
Total cases		Risk factors for Florida residents	
Florida residents	1,450,620	Traveled	12,079
Non-Florida residents	26,390	Contact with a known case	541,386
Type of testing		Traveled and contact with a known case	16,014
Florida residents	1,450,620	Neither	881,141
Positive by BPHL/CDC	52,977	No travel and no contact	167,788
Positive by commercial/hospital lab	1,397,643	Travel is unknown	522,735
PCR positive	1,221,484	Contact is unknown	321,859
Antigen positive	229,136	Contact is pending	341,782
Non-Florida residents	26,390	Travel can be unknown and contact can be unknown or pending for the same case, these numbers will sum to more than the "neither" total.	
Positive by BPHL/CDC	707		
Positive by commercial/hospital lab	25,683		
PCR positive	19,156		
Antigen positive	7,234		
Characteristics			
Florida residents hospitalized	65,595		
Florida resident deaths	22,912		
Non-Florida resident deaths	349		
Hospitalized counts include anyone who was hospitalized at some point during their illness. It does not reflect the number of people currently hospitalized.			
More information on deaths identified through death certificate data is available on the National Center for Health Statistics website at www.cdc.gov/nchs/nvss/vsrr/COVID19/index.htm .			

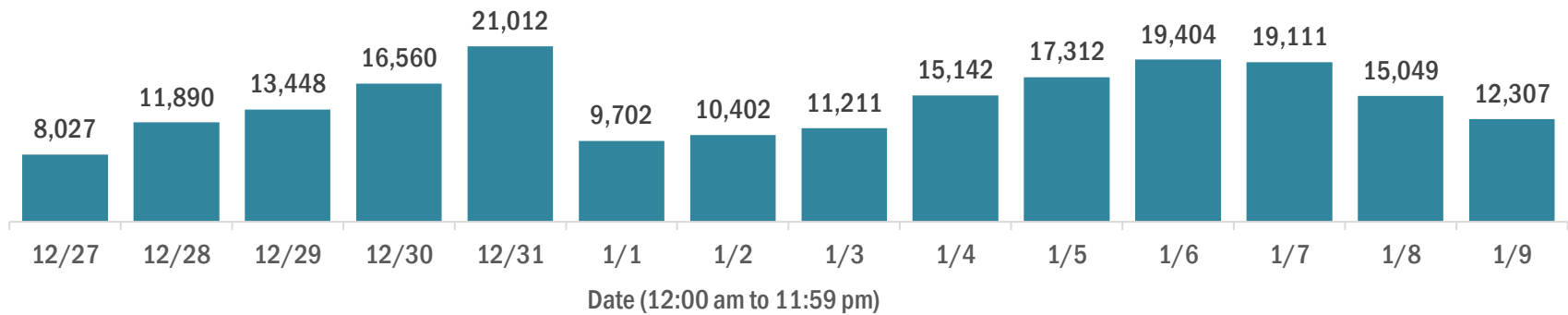
COVID-19: summary of laboratory testing

Data through Jan 9, 2021 verified as of Jan 10, 2021 at 09:25 AM

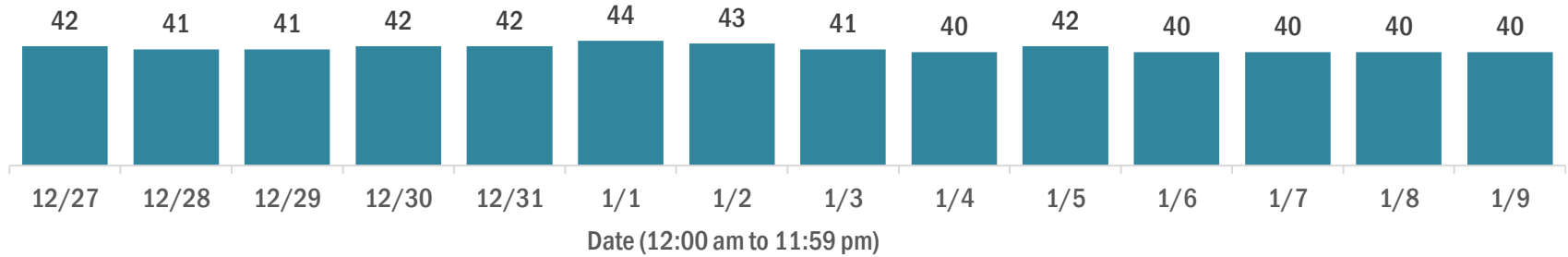
Data in this report are provisional and subject to change.

Cases in Florida residents per day for the past 2 weeks

Number of cases per day



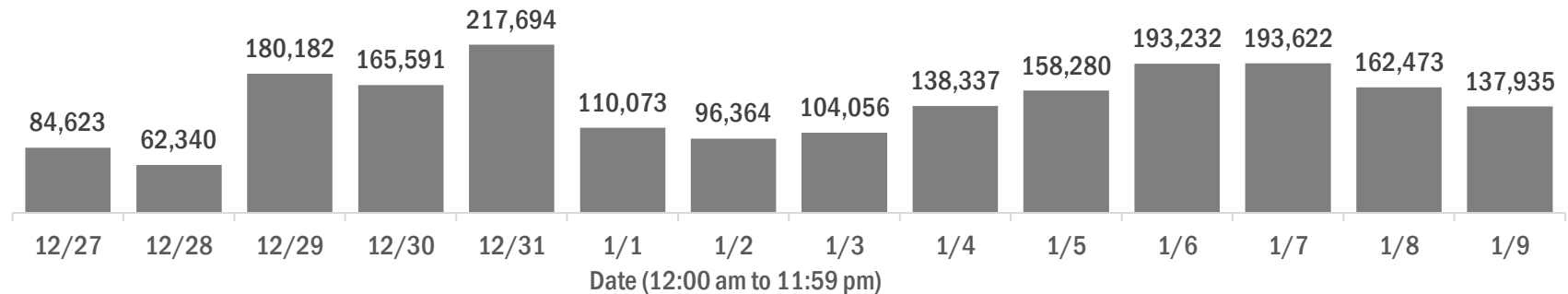
Median age of cases by day



Laboratory testing for Florida residents over the past 2 weeks

Number of Florida residents tested per day

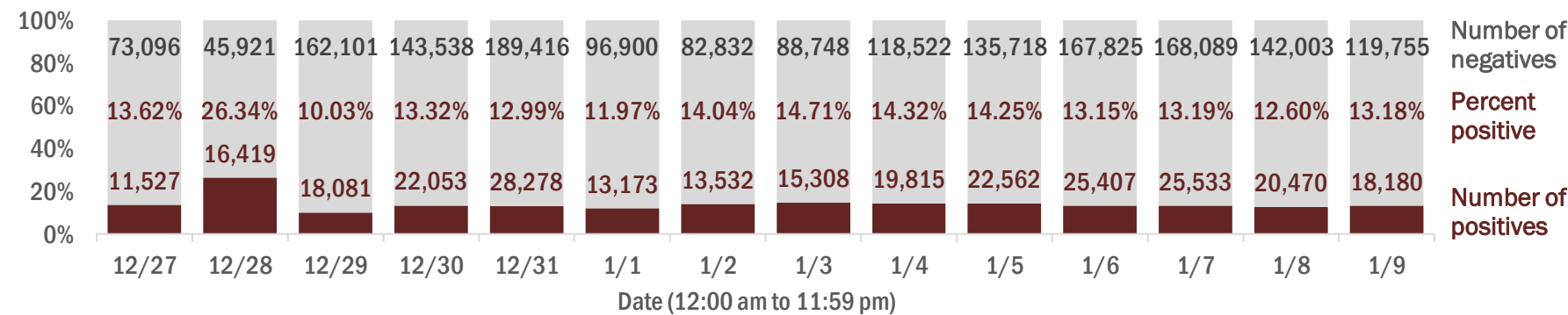
These counts include the number of people for whom the Department received PCR or antigen laboratory results by day. People tested on multiple days will be included for each day a new result was received. A person is only counted once for each day they are tested, regardless of whether multiple specimens are tested or multiple results are received.



Number and percent of Florida residents with positive test results

The percent of positive results ranged from 10.03% to 26.34% over the past 2 weeks and was 13.18% yesterday.

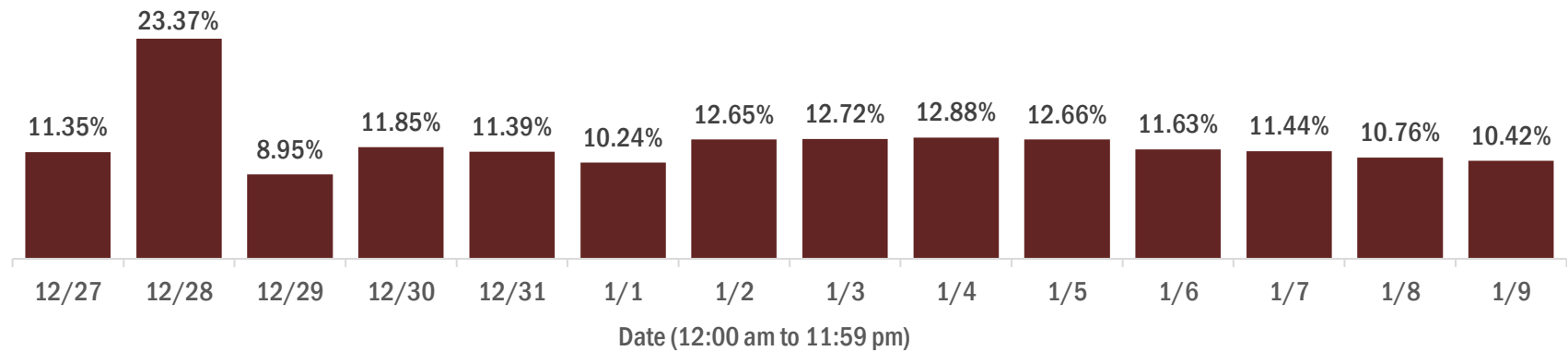
These counts include the number of people for whom the Department received PCR or antigen laboratory results by day. People tested on multiple days will be included for each day a new result was received. A person is only counted once for each day they are tested, regardless of whether multiple specimens are tested or multiple results are received. If a person has a positive specimen and a negative specimen in the same day, only the positive result is counted.



Percent positivity for new cases in Florida residents

The percent of positive results ranged from 8.95% to 23.37% over the past 2 weeks and was 10.42% yesterday.

This percent is the number of people who test PCR- or antigen-positive for the first time divided by all the people tested that day, excluding people who have previously tested positive.



COVID-19: characteristics of 1,450,620 Florida resident cases

Data through Jan 9, 2021 verified as of Jan 10, 2021 at 09:25 AM

Data in this report are provisional and subject to change.

Age group	Cases			Hospitalizations			Deaths	
0-4 years	26,481	<div></div>	2%	437	<div></div>	1%	0	0%
5-14 years	79,397	<div></div>	5%	396	<div></div>	1%	5	0%
15-24 years	225,230	<div></div>	16%	1,684	<div></div>	3%	35	0%
25-34 years	258,213	<div></div>	18%	3,396	<div></div>	5%	125	1%
35-44 years	226,631	<div></div>	16%	5,131	<div></div>	8%	365	2%
45-54 years	223,055	<div></div>	15%	7,769	<div></div>	12%	888	4%
55-64 years	190,518	<div></div>	13%	11,296	<div></div>	17%	2,485	11%
65-74 years	120,171	<div></div>	8%	13,374	<div></div>	20%	4,849	21%
75-84 years	66,940	<div></div>	5%	13,092	<div></div>	20%	6,861	30%
85+ years	32,828	<div></div>	2%	9,015	<div></div>	14%	7,299	32%
Unknown	1,156		0%	5		0%	0	0%
Total	1,450,620			65,595			22,912	

Gender	Cases		
Female	755,319	<div></div>	52%
Male	684,682	<div></div>	47%
Unknown	10,619		1%
Total	1,450,620		

Ethnicity	Cases			Hospitalizations			Deaths	
Hispanic	454,691	<div></div>	31%	17,314	<div></div>	26%	5,522	24%
Non-Hispanic	670,806	<div></div>	46%	44,884	<div></div>	68%	15,790	69%
Unknown	325,123	<div></div>	22%	3,397	<div></div>	5%	1,600	7%
Total	1,450,620			65,595			22,912	

Race and ethnicity	Cases			Hospitalizations			Deaths	
White	783,025	<div></div>	54%	41,987	<div></div>	64%	16,468	72%
Hispanic	302,343	<div></div>	21%	12,207	<div></div>	19%	4,375	19%
Non-Hispanic	421,210	<div></div>	29%	28,416	<div></div>	43%	11,324	49%
Unknown	59,472	<div></div>	4%	1,364	<div></div>	2%	769	3%
Black	190,325	<div></div>	13%	14,020	<div></div>	21%	3,876	17%
Hispanic	10,743	<div></div>	1%	571	<div></div>	1%	147	1%
Non-Hispanic	162,858	<div></div>	11%	13,135	<div></div>	20%	3,579	16%
Unknown	16,724	<div></div>	1%	314	<div></div>	0%	150	1%
Other race	206,467	<div></div>	14%	7,560	<div></div>	12%	1,820	8%
Hispanic	105,158	<div></div>	7%	4,102	<div></div>	6%	853	4%
Non-Hispanic	70,172	<div></div>	5%	3,108	<div></div>	5%	807	4%
Unknown	31,137	<div></div>	2%	350	<div></div>	1%	160	1%
Unknown race	270,803	<div></div>	19%	2,028	<div></div>	3%	748	3%
Hispanic	36,447	<div></div>	3%	434	<div></div>	1%	147	1%
Non-Hispanic	16,566	<div></div>	1%	225	<div></div>	0%	80	0%
Unknown	217,790	<div></div>	15%	1,369	<div></div>	2%	521	2%
Total	1,450,620			65,595			22,912	

Hospitalization counts include anyone who was hospitalized at some point during their illness. It does not reflect the number of people currently hospitalized. **Other race** includes any person with a race of American Indian/Alaskan native, Asian, native Hawaiian/Pacific Islander, or other.

COVID-19: deaths in Florida residents and staff of long-term care facilities

Data through Jan 9, 2021 verified as of Jan 10, 2021 at 09:25 AM

Data in this report are provisional and subject to change.

For current cases in residents or staff of long-term care facilities, please visit: <https://floridahealthcovid19.gov/>

County	Deaths		County	Deaths		County	Deaths	
Dade	921	<div></div> 11%	Lake	127	<div></div> 1%	Okeechobee	16	<div></div> 0%
Palm Beach	851	<div></div> 10%	Hernando	121	<div></div> 1%	Calhoun	12	<div></div> 0%
Pinellas	720	<div></div> 8%	Osceola	110	<div></div> 1%	Gadsden	12	<div></div> 0%
Broward	529	<div></div> 6%	Charlotte	101	<div></div> 1%	Washington	12	<div></div> 0%
Hillsborough	457	<div></div> 5%	Indian River	84	<div></div> 1%	Baker	11	<div></div> 0%
Polk	370	<div></div> 4%	Clay	80	<div></div> 1%	Gulf	10	<div></div> 0%
Lee	305	<div></div> 4%	Jackson	78	<div></div> 1%	Jefferson	10	<div></div> 0%
Brevard	304	<div></div> 4%	Leon	64	<div></div> 1%	Holmes	8	<div></div> 0%
Sarasota	293	<div></div> 3%	St. Johns	58	<div></div> 1%	Lafayette	8	<div></div> 0%
Duval	284	<div></div> 3%	Bay	56	<div></div> 1%	Desoto	5	<div></div> 0%
Orange	264	<div></div> 3%	Highlands	56	<div></div> 1%	Bradford	4	<div></div> 0%
Volusia	222	<div></div> 3%	Suwannee	56	<div></div> 1%	Levy	4	<div></div> 0%
St. Lucie	205	<div></div> 2%	Alachua	44	<div></div> 1%	Flagler	3	<div></div> 0%
Marion	198	<div></div> 2%	Columbia	40	<div></div> 0%	Monroe	3	<div></div> 0%
Seminole	188	<div></div> 2%	Santa Rosa	36	<div></div> 0%	Taylor	3	<div></div> 0%
Escambia	178	<div></div> 2%	Sumter	33	<div></div> 0%	Hardee	2	<div></div> 0%
Manatee	157	<div></div> 2%	Nassau	28	<div></div> 0%	Wakulla	2	<div></div> 0%
Collier	156	<div></div> 2%	Putnam	22	<div></div> 0%	Dixie	1	<div></div> 0%
Pasco	150	<div></div> 2%	Hendry	20	<div></div> 0%	Liberty	1	<div></div> 0%
Citrus	130	<div></div> 2%	Walton	20	<div></div> 0%			
Martin	130	<div></div> 2%	Madison	18	<div></div> 0%			
Okaloosa	129	<div></div> 2%	Gilchrist	17	<div></div> 0%			
						Total	8,537	

Note: cases are summarized by the county of usual residence. Residents and staff may be cases associated with facilities that are not in their county of usual residence, resulting in cases being included below for counties that do not have facilities with known cases.

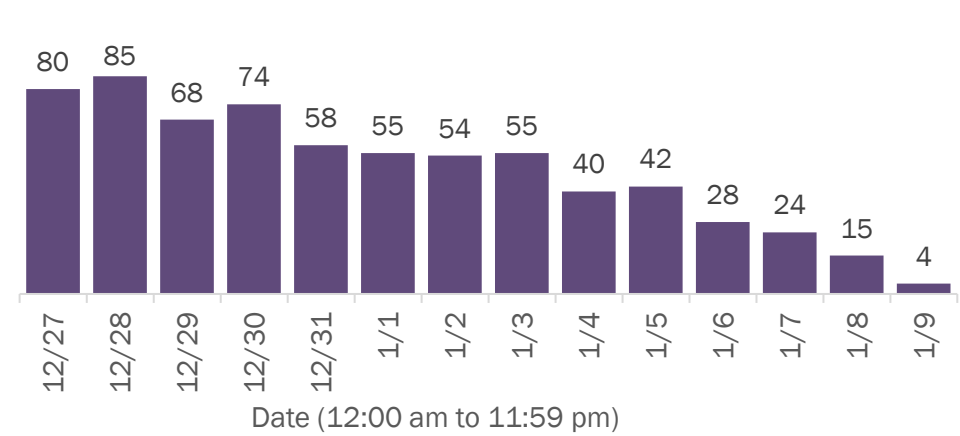
COVID-19: cases in Florida residents who have died

Data through Jan 9, 2021 verified as of Jan 10, 2021 at 09:25 AM

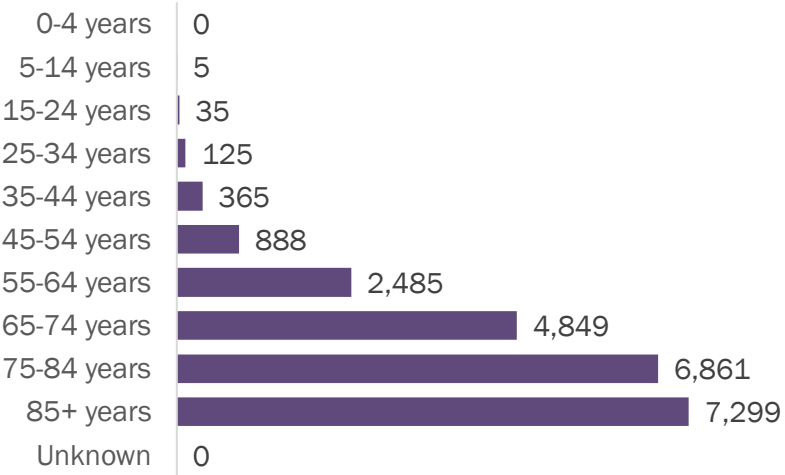
Data in this report are provisional and subject to change.

Demographics for all identified COVID-19 deaths: 22,912

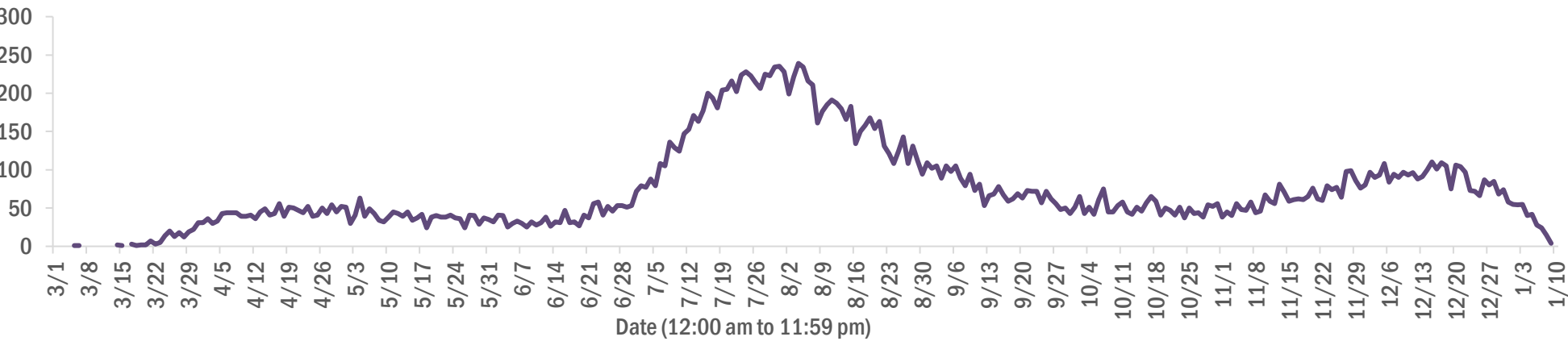
Deaths by date of death for the past 2 weeks



Deaths by age group



Deaths by date of death since March 2020



Age group	Deaths	Cases	Case fatality rate	Mortality rate per 100,000 population
0-4 years	0	26,481	0.0%	0.0
5-14 years	5	79,397	0.0%	0.2
15-24 years	35	225,230	0.0%	1.4
25-34 years	125	258,213	0.0%	4.4
35-44 years	365	226,631	0.2%	14.0
45-54 years	888	223,055	0.4%	31.9
55-64 years	2,485	190,518	1.3%	85.9
65-74 years	4,849	120,171	4.0%	199.8
75-84 years	6,861	66,940	10.2%	488.6
85+ years	7,299	32,828	22.2%	1263.8
Unknown	0	1,156	0.0%	
Total	22,912	1,450,620	1.6%	106.1

Gender	Deaths	Cases	Case fatality rate	Mortality rate per 100,000 population
Male	12,820	684,682	1.9%	121.4
Female	10,092	755,319	1.3%	91.4
Unknown	0	10,619	0.0%	
Total	22,912	1,450,620	1.6%	106.1

Race	Deaths	Cases	Case fatality rate	Mortality rate per 100,000 population
White	16,468	783,025	2.1%	98.6
Other	1,820	206,467	0.9%	146.3
Black	3,876	190,325	2.0%	106.0
Unknown	748	270,803	0.3%	
Total	22,912	1,450,620	1.6%	106.1

Ethnicity	Deaths	Cases	Case fatality rate	Mortality rate per 100,000 population
Hispanic	5,522	454,691	1.2%	97.2
Non-Hispanic	15,790	670,806	2.4%	99.2
Unknown	1,600	325,123	0.5%	
Total	22,912	1,450,620	1.6%	106.1

COVID-19: characteristics of 1,477,010 cases

Data through Jan 9, 2021 verified as of Jan 10, 2021 at 09:25 AM

Data in this report are provisional and subject to change.

Tables below include cases in Florida residents and non-Florida residents.

All 67 Florida counties have cases:

County	FL resident cases		Non-FL resident cases	Total cases	FL resident deaths	FL death rate
Dade	322,769	<div></div> 22%	3,838	326,607	4,413	1.4%
Broward	148,624	<div></div> 10%	1,747	150,371	1,920	1.3%
Palm Beach	90,337	<div></div> 6%	1,374	91,711	1,955	2.2%
Orange	85,680	<div></div> 6%	954	86,634	778	0.9%
Hillsborough	85,784	<div></div> 6%	725	86,509	1,121	1.3%
Duval	69,390	<div></div> 5%	1,134	70,524	775	1.1%
Pinellas	49,770	<div></div> 3%	1,208	50,978	1,128	2.3%
Lee	43,907	<div></div> 3%	1,375	45,282	714	1.6%
Polk	42,135	<div></div> 3%	287	42,422	834	2.0%
Osceola	28,025	<div></div> 2%	455	28,480	307	1.1%
Volusia	25,065	<div></div> 2%	396	25,461	462	1.8%
Escambia	22,645	<div></div> 2%	2,748	25,393	413	1.8%
Pasco	24,712	<div></div> 2%	230	24,942	406	1.6%
Manatee	24,316	<div></div> 2%	439	24,755	443	1.8%
Collier	23,754	<div></div> 2%	689	24,443	363	1.5%
Brevard	23,612	<div></div> 2%	332	23,944	557	2.4%
Leon	21,457	<div></div> 1%	681	22,138	184	0.9%
Sarasota	20,359	<div></div> 1%	864	21,223	541	2.7%
Marion	20,456	<div></div> 1%	81	20,537	504	2.5%
Seminole	20,304	<div></div> 1%	160	20,464	320	1.6%
Lake	17,757	<div></div> 1%	216	17,973	334	1.9%
Alachua	17,425	<div></div> 1%	189	17,614	139	0.8%
St. Lucie	16,225	<div></div> 1%	94	16,319	430	2.7%
St. Johns	15,105	<div></div> 1%	224	15,329	123	0.8%
Okaloosa	14,079	<div></div> 1%	154	14,233	248	1.8%
Bay	12,669	<div></div> 1%	538	13,207	227	1.8%
Clay	13,044	<div></div> 1%	29	13,073	197	1.5%
Santa Rosa	12,684	<div></div> 1%	159	12,843	155	1.2%
Martin	8,472	<div></div> 1%	142	8,614	218	2.6%
Charlotte	8,345	<div></div> 1%	111	8,456	251	3.0%
Hernando	8,315	<div></div> 1%	62	8,377	287	3.5%
Indian River	8,032	<div></div> 1%	70	8,102	178	2.2%
Citrus	7,418	<div></div> 1%	51	7,469	287	3.9%
Columbia	6,520	<div></div> 0%	30	6,550	120	1.8%
Sumter	5,920	<div></div> 0%	55	5,975	122	2.1%

County	FL resident cases		Non-FL resident cases	Total cases	FL resident deaths	FL death rate
Nassau	5,367	<div></div> 0%	351	5,718	70	1.3%
Highlands	5,467	<div></div> 0%	58	5,525	217	4.0%
Walton	4,940	<div></div> 0%	552	5,492	57	1.2%
Jackson	4,987	<div></div> 0%	59	5,046	121	2.4%
Monroe	4,469	<div></div> 0%	227	4,696	36	0.8%
Putnam	4,533	<div></div> 0%	16	4,549	86	1.9%
Gadsden	4,478	<div></div> 0%	15	4,493	61	1.4%
Suwannee	4,402	<div></div> 0%	26	4,428	95	2.2%
Flagler	4,294	<div></div> 0%	48	4,342	51	1.2%
Hendry	3,578	<div></div> 0%	16	3,594	52	1.5%
Unknown	244	<div></div> 0%	2,926	3,170	0	0.0%
Desoto	3,083	<div></div> 0%	16	3,099	60	1.9%
Okeechobee	2,754	<div></div> 0%	25	2,779	54	2.0%
Baker	2,669	<div></div> 0%	12	2,681	38	1.4%
Wakulla	2,444	<div></div> 0%	9	2,453	26	1.1%
Bradford	2,372	<div></div> 0%	8	2,380	24	1.0%
Hardee	2,251	<div></div> 0%	11	2,262	21	0.9%
Washington	2,141	<div></div> 0%	20	2,161	30	1.4%
Taylor	2,153	<div></div> 0%	5	2,158	28	1.3%
Levy	2,146	<div></div> 0%	9	2,155	22	1.0%
Holmes	1,853	<div></div> 0%	29	1,882	30	1.6%
Madison	1,624	<div></div> 0%	23	1,647	34	2.1%
Union	1,556	<div></div> 0%	0	1,556	66	4.2%
Lafayette	1,463	<div></div> 0%	0	1,463	21	1.4%
Gulf	1,442	<div></div> 0%	18	1,460	29	2.0%
Calhoun	1,381	<div></div> 0%	2	1,383	29	2.1%
Hamilton	1,340	<div></div> 0%	15	1,355	15	1.1%
Dixie	1,223	<div></div> 0%	3	1,226	11	0.9%
Jefferson	1,104	<div></div> 0%	22	1,126	18	1.6%
Gilchrist	1,093	<div></div> 0%	1	1,094	27	2.5%
Franklin	993	<div></div> 0%	24	1,017	4	0.4%
Liberty	860	<div></div> 0%	1	861	14	1.6%
Glades	805	<div></div> 0%	2	807	11	1.4%
Total	1,450,620		26,390	1,477,010	22,912	1.6%

COVID-19: characteristics of 1,450,620 Florida resident cases

Data through Jan 9, 2021 verified as of Jan 10, 2021 at 09:25 AM

Data in this report are provisional and subject to change.

The table below includes the cities and counties of residence for cases in Florida residents based on the patient's ZIP Code. Note that city is not always received as part of the initial notification and may be missing while the case is being investigated.

City and county	Cases
Miami, Dade	187,621
Jacksonville, Duval	65,032
Orlando, Orange	63,857
Tampa, Hillsborough	50,587
Hialeah, Dade	45,743
Fort Lauderdale, Broward	32,837
Hollywood, Broward	28,674
West Palm Beach, Palm Beach	21,962
Kissimmee, Osceola	21,537
Tallahassee, Leon	20,547
Naples, Collier	19,726
Homestead, Dade	19,000
Saint Petersburg, Pinellas	18,641
Pensacola, Escambia	18,616
Fort Myers, Lee	17,214
Bradenton, Manatee	16,018
Boca Raton, Palm Beach	15,569
Ocala, Marion	15,183
Pompano Beach, Broward	15,026
Lakeland, Polk	14,981
Gainesville, Alachua	13,975
Sarasota, Sarasota	12,726
Lake Worth, Palm Beach	11,116
Cape Coral, Lee	10,975
Port Saint Lucie, St. Lucie	10,550
Clearwater, Pinellas	9,791
Miramar, Broward	9,598
Miami Beach, Dade	9,194
Boynton Beach, Palm Beach	8,648
Miami Gardens, Dade	8,369
Doral, Dade	8,171
Coral Springs, Broward	8,110
Panama City, Bay	8,069
Saint Augustine, St. Johns	7,984
Melbourne, Brevard	7,141
Lehigh Acres, Lee	7,044
Winter Haven, Polk	7,027
Delray Beach, Palm Beach	6,795
Riverview, Hillsborough	6,366
Davie, Broward	6,310
Milton, Santa Rosa	6,197
Vero Beach, Indian River	6,172
Lake City, Columbia	6,001
Sunrise, Broward	5,769
New Port Richey, Pasco	5,692
Coral Gables, Dade	5,599
Fort Pierce, St. Lucie	5,537
Saint Cloud, Osceola	5,435
Largo, Pinellas	5,417
Orange Park, Clay	5,345
Daytona Beach, Volusia	5,224
Palm Bay, Brevard	5,187
Apopka, Orange	5,119
Plantation, Broward	4,973
Brandon, Hillsborough	4,949
Spring Hill, Hernando	4,909
Clermont, Lake	4,710
North Miami Beach, Dade	4,704
Plant City, Hillsborough	4,670

COVID-19: characteristics of 1,450,620 Florida resident cases

Data through Jan 9, 2021 verified as of Jan 10, 2021 at 09:25 AM

Data in this report are provisional and subject to change.

The table below includes the cities and counties of residence for cases in Florida residents based on the patient's ZIP Code. Note that city is not always received as part of the initial notification and may be missing while the case is being investigated.

City and county	Cases
Weston, Broward	4,665
Sanford, Seminole	4,440
Jupiter, Palm Beach	4,403
Davenport, Polk	4,342
Deltona, Volusia	4,308
Deerfield Beach, Broward	4,281
Port Charlotte, Charlotte	4,154
Winter Garden, Orange	4,041
Stuart, Martin	4,024
Fort Walton Beach, Okaloosa	4,013
Tamarac, Broward	3,896
Miami Lakes, Dade	3,858
Crestview, Okaloosa	3,680
Palm Coast, Flagler	3,624
Land O Lakes, Pasco	3,596
Wesley Chapel, Pasco	3,588
Palmetto, Manatee	3,533
Coconut Creek, Broward	3,513
Palm Beach Gardens, Palm Beach	3,494
Live Oak, Suwannee	3,480
Deland, Volusia	3,462
Winter Park, Orange	3,438
Opa Locka, Dade	3,403
Margate, Broward	3,361
Palm Harbor, Pinellas	3,346
Oviedo, Seminole	3,257
Wellington, Palm Beach	3,236
Middleburg, Clay	3,127
Altamonte Springs, Seminole	3,088
Lutz, Hillsborough	3,031
Venice, Sarasota	3,015
Arcadia, Desoto	3,002
Punta Gorda, Charlotte	2,990
North Port, Sarasota	2,987
Haines City, Polk	2,973
Sebring, Highlands	2,953
Brooksville, Hernando	2,938
Immokalee, Collier	2,936
Hallandale, Broward	2,901
Leesburg, Lake	2,898
Ocoee, Orange	2,828
Valrico, Hillsborough	2,809
Port Orange, Volusia	2,805
Saint Johns, St. Johns	2,753
Okeechobee, Okeechobee	2,743
Cutler Ridge, Dade	2,741
Bonita Springs, Lee	2,733
Pembroke Pines, Broward	2,711
Seminole, Pinellas	2,684
The Villages, Sumter	2,645
Zephyrhills, Pasco	2,541
Navarre, Santa Rosa	2,516
Ormond Beach, Volusia	2,475
Pinellas Park, Pinellas	2,469
Longwood, Seminole	2,425
Key West, Monroe	2,417
Ruskin, Hillsborough	2,412
North Miami, Dade	2,396
North Lauderdale, Broward	2,394

COVID-19: characteristics of 1,450,620 Florida resident cases

Data through Jan 9, 2021 verified as of Jan 10, 2021 at 09:25 AM

Data in this report are provisional and subject to change.

The table below includes the cities and counties of residence for cases in Florida residents based on the patient's ZIP Code. Note that city is not always received as part of the initial notification and may be missing while the case is being investigated.

City and county	Cases
Jacksonville Beach, Duval	2,383
Windermere, Orange	2,381
Lake Worth Beach, Palm Beach	2,335
Quincy, Gadsden	2,334
Gulf Breeze, Santa Rosa	2,314
Niceville, Okaloosa	2,304
Cantonment, Escambia	2,269
Crawfordville, Wakulla	2,213
Cocoa, Brevard	2,174
Palatka, Putnam	2,158
Bartow, Polk	2,135
Hudson, Pasco	2,125
Casselberry, Seminole	2,105
Green Cove Springs, Clay	2,077
Dade City, Pasco	2,070
Oakland Park, Broward	2,025
Perry, Taylor	2,013
Panama City Beach, Bay	2,009
North Fort Myers, Lee	1,984
Fernandina Beach, Nassau	1,954
Marianna, Jackson	1,952
Ponte Vedra Beach, St. Johns	1,943
Clewiston, Hendry	1,942
Port Richey, Pasco	1,938
Auburndale, Polk	1,882
Lake Mary, Seminole	1,882
Kissimmee, Polk	1,842
Tarpon Springs, Pinellas	1,787
Inverness, Citrus	1,775
Winter Springs, Seminole	1,761
Royal Palm Beach, Palm Beach	1,759
Aventura, Dade	1,747
Lynn Haven, Bay	1,736
New Smyrna Beach, Volusia	1,720
Titusville, Brevard	1,700
Chipley, Washington	1,684
Fleming Island, Clay	1,669
Defuniak Springs, Walton	1,663
Lake Wales, Polk	1,648
Wimauma, Hillsborough	1,645
Merritt Island, Brevard	1,644
Belle Glade, Palm Beach	1,634
Santa Rosa Beach, Walton	1,629
Esteros, Lee	1,607
Parkland, Broward	1,601
Starke, Bradford	1,589
Cooper City, Broward	1,563
Dunedin, Pinellas	1,559
Eustis, Lake	1,549
Loxahatchee, Palm Beach	1,544
Labelle, Hendry	1,526
Holiday, Pasco	1,504
Sarasota, Manatee	1,493
Key Biscayne, Dade	1,457
Destin, Okaloosa	1,452
Mayo, Lafayette	1,441
Coconut Grove, Dade	1,438
Parrish, Manatee	1,430
Missing, Dade	1,427

COVID-19: characteristics of 1,450,620 Florida resident cases

Data through Jan 9, 2021 verified as of Jan 10, 2021 at 09:25 AM

Data in this report are provisional and subject to change.

The table below includes the cities and counties of residence for cases in Florida residents based on the patient's ZIP Code. Note that city is not always received as part of the initial notification and may be missing while the case is being investigated.

City and county	Cases
Avon Park, Highlands	1,427
Crossings, Dade	1,425
Palm City, Martin	1,415
Mulberry, Polk	1,410
Odessa, Hillsborough	1,379
Carol City, Dade	1,376
Seffner, Hillsborough	1,362
Mount Dora, Lake	1,359
Bonifay, Holmes	1,340
Rockledge, Brevard	1,339
Tavares, Lake	1,325
Wauchula, Hardee	1,307
Riviera Beach, Palm Beach	1,306
Summerfield, Marion	1,256
Macclenny, Baker	1,231
Yulee, Nassau	1,229
Groveland, Lake	1,200
Crystal River, Citrus	1,184
Orange City, Volusia	1,178
Lake Butler, Union	1,178
Maitland, Orange	1,175
Biscayne Park, Dade	1,174
Ponte Vedra, St. Johns	1,130
Lithia, Hillsborough	1,126
Pinecrest, Dade	1,124
Callahan, Nassau	1,123
Indiantown, Martin	1,109
Graceville, Jackson	1,099
Madison, Madison	1,098
Florida City, Dade	1,089
Homosassa, Citrus	1,078
Sebastian, Indian River	1,077
Century, Escambia	1,052
Dania, Broward	1,043
Lady Lake, Lake	1,042
Atlantic Beach, Duval	1,035
Gibsonton, Hillsborough	1,021
Monticello, Jefferson	1,020
Pace, Santa Rosa	1,006
Dover, Hillsborough	1,000
Hobe Sound, Martin	998
Lake Placid, Highlands	994
Apollo Beach, Hillsborough	971
Palmetto Bay, Dade	965
El Portal, Dade	963
Alachua, Alachua	963
Oldsmar, Pinellas	942
Sun City Center, Hillsborough	928
Palm Springs, Palm Beach	917
Dunnellon, Marion	916
Jasper, Hamilton	904
Blountstown, Calhoun	902
Everglades National Park, Dade	881
Lecanto, Citrus	871
Havana, Gadsden	866
Lantana, Palm Beach	857
North Palm Beach, Palm Beach	854
Sanderson, Baker	853
Edgewater, Volusia	850

COVID-19: characteristics of 1,450,620 Florida resident cases

Data through Jan 9, 2021 verified as of Jan 10, 2021 at 09:25 AM

Data in this report are provisional and subject to change.

The table below includes the cities and counties of residence for cases in Florida residents based on the patient's ZIP Code. Note that city is not always received as part of the initial notification and may be missing while the case is being investigated.

City and county	Cases
South Miami, Dade	847
Debary, Volusia	845
Belleview, Marion	838
Newberry, Alachua	836
Hilliard, Nassau	802
Freeport, Walton	789
Jensen Beach, Martin	780
Williston, Levy	780
Wewahitchka, Gulf	779
Coleman, Sumter	778
Trenton, Gilchrist	775
Safety Harbor, Pinellas	759
Ellenton, Manatee	756
Moore Haven, Glades	755
Wildwood, Sumter	751
Keystone Heights, Clay	749
Beverly Hills, Citrus	741
Satellite Beach, Brevard	741
Lauderhill, Broward	710
Frostproof, Polk	706
Uleta, Dade	705
Olympia Heights, Dade	704
Fisher Island, Dade	698
Fellsmere, Indian River	695
Mary Esther, Okaloosa	687
Englewood, Charlotte	686
Bristol, Liberty	686
Cross City, Dixie	682
Nokomis, Sarasota	681
Coral, Dade	679
Wilton Manors, Broward	678
Dunnellon, Citrus	669
Hernando, Citrus	664
Chattahoochee, Gadsden	649
Key Largo, Monroe	649
Polk City, Polk	648
Medley, Dade	646
South Bay, Palm Beach	640
Port Saint Joe, Gulf	639
Bushnell, Sumter	637
Shalimar, Okaloosa	635
Pahokee, Palm Beach	625
Lauderdale Lakes, Broward	617
Marco Island, Collier	592
Lawtey, Bradford	591
Glen Saint Mary, Baker	582
Englewood, Sarasota	569
Crescent City, Putnam	564
Fort Meade, Polk	559
Bowling Green, Hardee	551
Chiefland, Levy	544
Miramar Beach, Walton	536
Indialantic, Brevard	536
Interlachen, Putnam	528
Cocoa Beach, Brevard	525
High Springs, Alachua	519
Thonotosassa, Hillsborough	512
Neptune Beach, Duval	509
Spring Hill, Pasco	505

COVID-19: characteristics of 1,450,620 Florida resident cases

Data through Jan 9, 2021 verified as of Jan 10, 2021 at 09:25 AM

Data in this report are provisional and subject to change.

The table below includes the cities and counties of residence for cases in Florida residents based on the patient's ZIP Code. Note that city is not always received as part of the initial notification and may be missing while the case is being investigated.

City and county	Cases
Old Town, Dixie	501
Jacksonville, St. Johns	499
Sorrento, Lake	494
Marathon, Monroe	494
Southwest Ranches, Broward	492
Minneola, Lake	484
Fruitland Park, Lake	484
Carrabelle, Franklin	483
Trinity, Pasco	483
Lake Alfred, Polk	475
Fort White, Columbia	463
Bronson, Levy	458
Sneads, Jackson	458
Sweetwater, Dade	455
Fort Myers Beach, Lee	449
Belle Isle, Orange	441
West Melbourne, Brevard	430
Baker, Okaloosa	428
Clearwater Beach, Pinellas	410
Umatilla, Lake	394
Jay, Santa Rosa	385
Cottdale, Jackson	385
Centerville, Leon	383
Palm Beach, Palm Beach	381
Weeki Wachee, Hernando	380
Mascotte, Lake	380
Florida State University, Leon	379
Gulfport, Pinellas	375
Midway, Gadsden	374
South Daytona, Volusia	372
Oakland, Orange	370
Rotunda West, Charlotte	368
Citra, Marion	365
Hawthorne, Alachua	360
Silver Springs, Marion	357
Oxford, Sumter	355
Zolfo Springs, Hardee	350
Raiford, Union	346
Bunnell, Flagler	342
Altha, Calhoun	338
Branford, Suwannee	320
Myakka City, Manatee	320
Alva, Lee	319
Melbourne Beach, Brevard	318
Molino, Escambia	314
Ocklawaha, Marion	306
Surfside, Dade	306
Youngstown, Bay	305
Haverhill, Palm Beach	299
Malone, Jackson	298
Celebration, Osceola	297
Cape Canaveral, Brevard	296
Tavernier, Monroe	294
Flagler Beach, Flagler	294
Missing, Orange	292
Bell, Gilchrist	290
De Leon Springs, Volusia	287
Hastings, St. Johns	287
Missing, Volusia	287

COVID-19: characteristics of 1,450,620 Florida resident cases

Data through Jan 9, 2021 verified as of Jan 10, 2021 at 09:25 AM

Data in this report are provisional and subject to change.

The table below includes the cities and counties of residence for cases in Florida residents based on the patient's ZIP Code. Note that city is not always received as part of the initial notification and may be missing while the case is being investigated.

City and county	Cases
Pierson, Volusia	283
Archer, Alachua	282
East Palatka, Putnam	279
Lehigh, Lee	278
Indian Harbour Beach, Brevard	277
Apalachicola, Franklin	274
Osprey, Sarasota	269
Grand Ridge, Jackson	268
Eagle Lake, Polk	266
Greenville, Madison	266
Dundee, Polk	264
Lake Park, Palm Beach	259
Mims, Brevard	258
Winter Park, Seminole	252
Holly Hill, Volusia	252
Jennings, Hamilton	252
Westville, Holmes	250
Ave Maria, Collier	248
Chuluota, Seminole	241
Bal Harbour, Dade	241
Vernon, Washington	239
Missing, Marion	237
Webster, Sumter	236
Tequesta, Palm Beach	236
Melrose, Putnam	235
Gotha, Orange	234
Montverde, Lake	234
Missing, Lee	232
Floral City, Citrus	231
O Brien, Suwannee	230
Greenwood, Jackson	230
Orlando, Osceola	230
West Miami, Dade	228
Elkton, St. Johns	221
Kenneth City, Pinellas	221
Satsuma, Putnam	220
Eastpoint, Franklin	220
Reddick, Marion	215
Grand Island, Lake	215
Valparaiso, Okaloosa	214
San Antonio, Pasco	210
Ponce De Leon, Holmes	207
Malabar, Brevard	207
South Pasadena, Pinellas	207
Indian Rocks Beach, Pinellas	206
Bryceville, Nassau	206
Missing, Santa Rosa	201
Sebastian, Brevard	201
Edgewood, Orange	199
Gretna, Gadsden	194
Belleair, Pinellas	193
Orlando, Seminole	192
Bay Harbor Islands, Dade	191
Laurel Hill, Okaloosa	191
Lake Panasoffkee, Sumter	188
Missing, St. Johns	185
Alafaya, Orange	185
White Springs, Hamilton	183
Fort Mccoy, Marion	181

COVID-19: characteristics of 1,450,620 Florida resident cases

Data through Jan 9, 2021 verified as of Jan 10, 2021 at 09:25 AM

Data in this report are provisional and subject to change.

The table below includes the cities and counties of residence for cases in Florida residents based on the patient's ZIP Code. Note that city is not always received as part of the initial notification and may be missing while the case is being investigated.

City and county	Cases
Wellborn, Suwannee	180
Missing, Palm Beach	178
Anthony, Marion	178
Eglin Air Force Base, Okaloosa	177
Inlet Beach, Walton	176
Lee, Madison	171
Sanibel, Lee	169
Geneva, Seminole	168
Saint James City, Lee	165
Southport, Bay	165
Morriston, Levy	165
Kindred, Osceola	163
Hosford, Liberty	159
Orlando, Dade	157
Mcdavid, Escambia	156
Fern Park, Seminole	151
Mcalpin, Suwannee	150
Azalea Park, Orange	150
Hallandale Beach, Broward	149
Alford, Jackson	148
Weirsdale, Marion	148
Apopka, Seminole	145
Howey-In-The-Hills, Lake	145
Longboat Key, Manatee	144
Holmes Beach, Manatee	141
Juno Beach, Palm Beach	141
Greenacres, Palm Beach	140
Lakewood Ranch, Manatee	140
Missing, Brevard	140
Zellwood, Orange	139
Fountain, Bay	138
Micanopy, Alachua	138
Clair-Mel City, Hillsborough	137
Astatula, Lake	134
University Of Miami, Dade	134
Summerland Key, Monroe	132
Orlando, Polk	132
Caryville, Washington	131
Babson Park, Polk	131
Islamorada, Monroe	129
Hiawassee, Orange	128
Missing, Duval	127
Bokeelia, Lee	126
Center Hill, Sumter	125
Madeira Beach, Pinellas	125
Lauderdale By The Sea, Broward	124
Lockhart, Orange	123
Poinciana, Polk	122
Holt, Okaloosa	122
Sopchoppy, Wakulla	120
Bay Lake, Orange	119
Pomona Park, Putnam	119
Altoona, Lake	119
The Villages, Lake	117
Orlando, Broward	115
Matlacha, Lee	115
Viera, Brevard	113
Atlantis, Palm Beach	112
Missing, Pinellas	111

COVID-19: characteristics of 1,450,620 Florida resident cases

Data through Jan 9, 2021 verified as of Jan 10, 2021 at 09:25 AM

Data in this report are provisional and subject to change.

The table below includes the cities and counties of residence for cases in Florida residents based on the patient's ZIP Code. Note that city is not always received as part of the initial notification and may be missing while the case is being investigated.

City and county	Cases
Carrollwood, Hillsborough	110
Mangonia Park, Palm Beach	110
Lake Helen, Volusia	109
Odessa, Pasco	105
Rocky Point, Hillsborough	105
Osteen, Volusia	104
Steinhatchee, Taylor	104
Oak Hill, Volusia	102
Orlando, Hillsborough	101
Big Pine Key, Monroe	100
Orlando, Volusia	100
Hypoluxo, Palm Beach	99
Cloud Lake, Palm Beach	98
South Fort Myers, Lee	97
Placida, Charlotte	96
Baldwin, Duval	96
Grant-Valkaria, Brevard	96
Cutler Bay, Dade	93
University Of Fl, Alachua	93
Clarksville, Calhoun	93
Golden Beach, Dade	92
Hollister, Putnam	92
Missing, Broward	90
Ponce Inlet, Volusia	89
Lady Lake, Sumter	89
Citrus Springs, Citrus	89
San Mateo, Putnam	86
Panacea, Wakulla	86
Inglis, Levy	85
Temple Terrace, Hillsborough	85
Buena Ventura Lakes, Osceola	84
Hampton, Bradford	84
Seville, Volusia	84
Sumterville, Sumter	83
Kendall, Dade	82
Maitland, Seminole	82
Harmony, Osceola	81
Missing, Pasco	81
Waldo, Alachua	81
Missing, Collier	80
Belleair Beach, Pinellas	78
Christmas, Orange	78
Lake Hamilton, Polk	77
Florahome, Putnam	76
Dinsmore, Duval	76
Lutz, Pasco	76
Brooker, Bradford	76
F M, Lee	76
Missing, St. Lucie	75
Tierra Verde, Pinellas	74
Lamont, Jefferson	73
Bascom, Jackson	73
Fruit Cove, St. Johns	72
Orlando, Palm Beach	72
Hurlburt Field, Okaloosa	71
Avon Park, Polk	71
Pinetta, Madison	71
Orlando, Lake	71
Paisley, Lake	71

COVID-19: characteristics of 1,450,620 Florida resident cases

Data through Jan 9, 2021 verified as of Jan 10, 2021 at 09:25 AM

Data in this report are provisional and subject to change.

The table below includes the cities and counties of residence for cases in Florida residents based on the patient's ZIP Code. Note that city is not always received as part of the initial notification and may be missing while the case is being investigated.

City and county	Cases
Palma Ceia, Hillsborough	71
Callaway, Bay	71
Canal Point, Palm Beach	70
Lighthouse Point, Broward	70
Astor, Lake	69
Barefoot Bay, Brevard	68
Missing, Hillsborough	65
University Of South Florida, Hillsborough	65
Missing, Escambia	64
University Of Central Florida, Orange	64
Crystal Beach, Pinellas	63
Missing, Lake	63
Tyndall Air Force Base, Bay	63
Air Mail Facility, Dade	62
Ochopee, Collier	62
Stock Island, Monroe	62
Eatonville, Orange	62
Welaka, Putnam	61
Bradenton Beach, Manatee	60
Lorida, Highlands	59
The Villages, Marion	59
Patrick Air Force Base, Brevard	58
Ocean Ridge, Palm Beach	58
Fort Denaud, Hendry	57
Greensboro, Gadsden	57
Kathleen, Polk	57
Bonita Beach, Lee	57
Missing, Citrus	56
Campbellton, Jackson	55
Princeton, Dade	55
Boca Grande, Lee	53
Saint Pete Beach, Pinellas	53
North Venice, Sarasota	51
Cedar Key, Levy	51
Barry University, Dade	50
West Park, Broward	49
Destin, Walton	49
Yalaha, Lake	49
Sunny Isles Beach, Dade	48
Georgetown, Putnam	47
Orlando, Brevard	47
North Redington Beach, Pinellas	46
Missing, Martin	46
Dania Beach, Broward	46
Walnut Hill, Escambia	46
Florida Gulf Coast Univ, Lee	45
Felda, Hendry	45
Palm Beach Shores, Palm Beach	43
Treasure Island, Pinellas	43
Sewalls Point, Martin	42
Cudjoe Key, Monroe	42
Anna Maria, Manatee	42
Missing, Hernando	41
Cinco Bayou, Okaloosa	41
Northdale, Hillsborough	41
Heathrow, Seminole	40
Ona, Hardee	40
Micco, Brevard	40
Singer Island, Palm Beach	40

COVID-19: characteristics of 1,450,620 Florida resident cases

Data through Jan 9, 2021 verified as of Jan 10, 2021 at 09:25 AM

Data in this report are provisional and subject to change.

The table below includes the cities and counties of residence for cases in Florida residents based on the patient's ZIP Code. Note that city is not always received as part of the initial notification and may be missing while the case is being investigated.

City and county	Cases
Reunion, Osceola	39
Bellview, Escambia	39
University Of Tampa, Hillsborough	39
Lake Suzy, Desoto	39
Miromar Lakes, Lee	38
Manalapan, Palm Beach	38
Town N Country, Hillsborough	37
Aloma, Orange	37
Highland City, Polk	36
Terra Ceia, Manatee	36
Village Of Wellington, Palm Beach	36
Orlando, Pinellas	36
Missing, Clay	36
Miami Springs, Dade	35
Orlando, Leon	35
Eaton Park, Polk	35
Salt Springs, Marion	35
Ebro, Washington	34
University Of Central Fl, Orange	34
Mexico Beach, Bay	34
Flemington, Marion	34
Miami, Unknown	34
City Of Sunrise, Broward	33
Missing, Monroe	33
Saint Leo, Pasco	32
Missing, Seminole	32
Naranja, Dade	32
Okahumpka, Lake	32
Intercession City, Osceola	31
Kenansville, Osceola	31
Enterprise, Volusia	31
Gulf Breeze, Escambia	30
Missing, Nassau	30
Missing, Manatee	30
Highland Beach, Palm Beach	30
Missing, Indian River	30
Palm Shores, Brevard	30
Duette, Manatee	30
Waverly, Polk	30
Missing, Okaloosa	29
Missing, Sumter	28
Bonita Springs, Collier	27
Bay Pines, Pinellas	27
Hialeah Gardens, Dade	27
Pensacola Beach, Santa Rosa	26
Florida State, Leon	26
Caryville, Holmes	26
Jupiter, Martin	26
Kinard, Calhoun	25
Bagdad, Santa Rosa	25
Tice, Lee	25
South Miami Heights, Dade	25
Winter Garden, Lake	25
Bayonet Point, Pasco	25
Lulu, Columbia	25
Nocatee, Desoto	25
Key Colony Beach, Monroe	25
Dowling Park, Suwannee	25
South Palm Beach, Palm Beach	25

COVID-19: characteristics of 1,450,620 Florida resident cases

Data through Jan 9, 2021 verified as of Jan 10, 2021 at 09:25 AM

Data in this report are provisional and subject to change.

The table below includes the cities and counties of residence for cases in Florida residents based on the patient's ZIP Code. Note that city is not always received as part of the initial notification and may be missing while the case is being investigated.

City and county	Cases
Univ Of FI Student Dorms, Alachua	25
Orlando, Pasco	24
Miami Shores, Dade	24
Green Acres, Palm Beach	24
Labelle, Glades	24
Penney Farms, Clay	24
North Bay Village, Dade	24
Florence Villa, Polk	24
Missing, Polk	23
Chokoloskee, Collier	23
Santa Fe, Alachua	23
Pasadena, Pinellas	23
Orlando, Duval	23
Tioga, Alachua	22
Village Wellington, Palm Beach	22
Earleton, Alachua	22
Homosassa Springs, Citrus	22
Lacoochee, Pasco	22
Florida Dept Of Corrections, Union	22
Horseshoe Beach, Dixie	21
Siesta Key, Sarasota	21
Florida A And M University, Leon	21
Hallandle Beach, Broward	21
Tangerine, Orange	21
Poinciana, Osceola	21
Goulds, Dade	20
Fort Lauderdale, Dade	20
Orlando, Marion	20
La Crosse, Alachua	20
Palmdale, Glades	20
Missing, Walton	19
Lealman, Pinellas	19
Ponte Vedra, Duval	19
Mcintosh, Marion	19
Sun City, Hillsborough	19
Balm, Hillsborough	19
Stetson University, Volusia	19
Eloise, Polk	19
Indian Lake Estates, Polk	18
Missing, Osceola	18
Branford, Lafayette	18
Babcock Ranch, Lee	18
New Smyrna, Volusia	18
Little Torch Key, Monroe	18
Hawthorne, Putnam	18
Florida International Univ, Dade	18
Cortez, Manatee	18
Bradley, Polk	18
Homeland, Polk	18
Sparr, Marion	18
Sydney, Hillsborough	18
University Of Central Florida, Broward	18
City Of Westlake, Palm Beach	18
Bonifay, Washington	18
Long Key, Monroe	17
Bayshore Gardens, Manatee	17
Orlando, Alachua	17
Ridge Manor, Pasco	17
Perdido Key, Escambia	17

COVID-19: characteristics of 1,450,620 Florida resident cases

Data through Jan 9, 2021 verified as of Jan 10, 2021 at 09:25 AM

Data in this report are provisional and subject to change.

The table below includes the cities and counties of residence for cases in Florida residents based on the patient's ZIP Code. Note that city is not always received as part of the initial notification and may be missing while the case is being investigated.

City and county	Cases
Westchase, Hillsborough	17
Apopka, Lake	17
Mexico Beach, Gulf	17
Sugarloaf Key, Monroe	17
Venus, Highlands	17
Orange Lake, Marion	17
Saint Marks, Wakulla	17
Wabasso, Indian River	16
Graceville, Holmes	16
West Panama City Beach, Bay	16
Bostwick, Putnam	16
Alturas, Polk	16
Yankeetown, Levy	16
Wausau, Washington	15
Champions Gate, Polk	15
Paxton, Walton	15
Loughman, Polk	15
Crystal Springs, Pasco	15
Pine Hills, Orange	15
Mango, Hillsborough	15
Maitland, Volusia	15
Candler, Marion	15
Bonaventure, Broward	15
Pine Castle, Orange	14
White Springs, Columbia	14
University Of Central Fl, Hillsborough	14
Village Of Palmetto Bay, Dade	14
Mount Dora, Orange	14
Goodland, Collier	14
Miami, Broward	14
Gulf Stream, Palm Beach	14
Indian River Shores, Indian River	14
Ocoee, Lake	14
Orlando, Manatee	14
Laud-By-The-Sea, Broward	14
Lowell, Marion	14
Winter Park, Polk	14
Murdock, Charlotte	14
Maitland, Polk	13
Woodville, Leon	13
Plymouth, Orange	13
Everglades City, Collier	13
Jensen Beach, St. Lucie	13
Parker, Bay	13
Pembroke Park, Broward	13
Orlando, Flagler	13
Florida International University, Dade	13
Tallevast, Manatee	13
Orlando, Lee	13
Gulf Hammock, Levy	12
Hernando Beach, Hernando	12
Maitland, Osceola	12
Golden Oak, Orange	12
Zellwood, Lake	12
Wewahitchka, Calhoun	12
Westlake, Palm Beach	12
Forest City, Orange	12
Fort Ogden, Desoto	12
Long Boat Key, Manatee	11

COVID-19: characteristics of 1,450,620 Florida resident cases

Data through Jan 9, 2021 verified as of Jan 10, 2021 at 09:25 AM

Data in this report are provisional and subject to change.

The table below includes the cities and counties of residence for cases in Florida residents based on the patient's ZIP Code. Note that city is not always received as part of the initial notification and may be missing while the case is being investigated.

City and county	Cases
Lake City, Suwannee	11
Unknown, Dade	11
Saint George Island, Franklin	11
Fort Charlotte, Charlotte	11
Archer, Levy	11
Hollywood, Dade	11
Jacksonville, Unknown	11
Buckingham, Lee	11
Holder, Citrus	11
High Springs, Gilchrist	11
Nalcrest, Polk	11
Gonzalez, Escambia	11
Lakeshore, Polk	10
Shady Hills, Pasco	10
Maxville, Duval	10
Pensacola Beach, Escambia	10
Saint Johns, Duval	10
Rosemary Beach, Walton	10
Graham, Bradford	10
Greenville, Taylor	10
Apopka, Volusia	10
Passport, Unknown	10
Union Park, Orange	10
Durant, Hillsborough	10
Leisure City, Dade	10
Laurel Hill, Walton	10
Wahneta, Polk	10
Lake Como, Putnam	10
Trenton, Levy	10
Ramrod Key, Monroe	10
Daytona Beach Shores, Volusia	10
Trilby, Pasco	10
Redington Shores, Pinellas	10
Telogia, Liberty	10
Missing, Columbia	10
Missing, Taylor	9
Palma Sola, Manatee	9
Orlando, Okaloosa	9
Cottdondale, Washington	9
University Park, Manatee	9
Belleair Bluffs, Pinellas	9
Choctaw Beach, Okaloosa	9
Brooksville, Pasco	9
Johns Pass Village, Pinellas	9
Lake Buena Vista, Orange	9
Watersound, Walton	9
Perrine, Dade	9
Roseland, Indian River	9
Orlando, Escambia	9
Missing, Bay	9
Missing, Flagler	9
Dade City, Hernando	9
Hillsboro Beach, Broward	9
Lamont, Madison	9
Steinhatchee, Dixie	9
Rubonia, Manatee	9
Indian Creek Village, Dade	8
Florida State Univ Admin, Leon	8
Forest City, Seminole	8

COVID-19: characteristics of 1,450,620 Florida resident cases

Data through Jan 9, 2021 verified as of Jan 10, 2021 at 09:25 AM

Data in this report are provisional and subject to change.

The table below includes the cities and counties of residence for cases in Florida residents based on the patient's ZIP Code. Note that city is not always received as part of the initial notification and may be missing while the case is being investigated.

City and county	Cases
Missing, Putnam	8
Braden River, Manatee	8
Fanning Springs, Gilchrist	8
Suwannee, Dixie	8
Orlando, St. Lucie	8
Nichols, Polk	8
Webster, Hernando	8
West Delray Beach, Palm Beach	8
Ferndale, Lake	8
Lake Monroe, Seminole	8
Saint Lucie West, St. Lucie	8
Maitland, Hillsborough	8
Hialeah, Unknown	8
Jerome, Collier	8
Otter Creek, Levy	8
Davenport, Osceola	8
Missing, Sarasota	7
Maitland, Lake	7
Innovation, Pasco	7
Citrus Ridge, Indian River	7
Ponce De Leon, Walton	7
Redington Beach, Pinellas	7
Quail Heights, Dade	7
Orlando, Sarasota	7
Pine Ridge, Citrus	7
Kissimmee, Orange	7
Beverly Beach, Flagler	7
University Of Central Fl, Martin	7
Salem, Taylor	7
Evinston, Alachua	7
Mount Plymouth, Lake	7
N/A, Unknown	7
Cypress, Jackson	7
Hutchinson Island, St. Lucie	7
Ozona, Pinellas	7
Missing, Holmes	7
Morriston, Marion	6
Duck Key, Monroe	6
Orchid, Indian River	6
Lloyd, Jefferson	6
Missing, Unknown	6
Fernandina, Nassau	6
Seacrest, Walton	6
Orlando, St. Johns	6
Orlando, Hernando	6
Orange Springs, Marion	6
Virginia Gardens, Dade	6
Port Saint John, Brevard	6
Grant Valkaria, Brevard	6
Briny Breezes, Palm Beach	6
Basinger, Okeechobee	6
Citrus Hills, Citrus	6
Mayport Naval Station, Duval	6
Lake Butler, Bradford	6
Aripeka, Pasco	6
Grandin, Putnam	6
Switzerland, St. Johns	6
Palm City, St. Lucie	6
Ocoee, Osceola	6

COVID-19: characteristics of 1,450,620 Florida resident cases

Data through Jan 9, 2021 verified as of Jan 10, 2021 at 09:25 AM

Data in this report are provisional and subject to change.

The table below includes the cities and counties of residence for cases in Florida residents based on the patient's ZIP Code. Note that city is not always received as part of the initial notification and may be missing while the case is being investigated.

City and county	Cases
River Ranch, Polk	6
Winderemere, Orange	6
East Lake, Marion	6
Gibsonia, Polk	6
Sea Ranch Lakes, Broward	6
Wildlight, Nassau	5
Missing, Highlands	5
Apopka, Broward	5
Ebro, Bay	5
Deer Island, Lake	5
Barberville, Volusia	5
Grove City, Charlotte	5
Westchester, Dade	5
Stuart, St. Lucie	5
Putnam Hall, Putnam	5
Pass, Unknown	5
Winter Park, Broward	5
Valkaria, Brevard	5
Niceville, Walton	5
Missing, Jackson	5
Cross Creek, Alachua	5
Fairfield, Marion	5
Captiva, Lee	5
Orlando, Charlotte	5
Winter Garden, Seminole	5
White City, Gulf	5
Worthington Springs, Union	5
Missing, Alachua	5
Eatonville, Polk	5
Winter Garden, Osceola	5
Windermere, Alachua	5
Orlando, Collier	5
Okeechobee, Martin	5
Missing, Suwannee	5
Los Angeles, Dade	5
Keystone Heights, Bradford	5
Copeland, Collier	5
Ybor City, Hillsborough	5
Lakewood Ranch, Sarasota	5
Kingsley Lake, Bradford	5
Longboat Key, Sarasota	5
PSI, Unknown	5
Fort Lauderdale, Palm Beach	4
Miramar, Dade	4
Missing, Calhoun	4
Miami Gardens, Unknown	4
Naples, Lee	4
Newberry, Gilchrist	4
Okeechobee, Osceola	4
Branford, Gilchrist	4
Clewiston, Palm Beach	4
Pensacola, Unknown	4
Miccosukee, Leon	4
International Service Center, Dade	4
Elfers, Pasco	4
Alafaya, Broward	4
Oneco, Manatee	4
Orlando, Citrus	4
Wakulla Springs, Wakulla	4

COVID-19: characteristics of 1,450,620 Florida resident cases

Data through Jan 9, 2021 verified as of Jan 10, 2021 at 09:25 AM

Data in this report are provisional and subject to change.

The table below includes the cities and counties of residence for cases in Florida residents based on the patient's ZIP Code. Note that city is not always received as part of the initial notification and may be missing while the case is being investigated.

City and county	Cases
Saint Augustine, Duval	4
Williston, Marion	4
El Jobean, Charlotte	4
Hinsdale, Manatee	4
Bella Collina, Lake	4
Nobleton, Hernando	4
Tampa, Pinellas	4
Shady Grove, Taylor	4
Orlando, Santa Rosa	4
Holt, Santa Rosa	4
Inlet Beach, Bay	4
Maitland, Leon	4
Laurel, Sarasota	4
Missing, Leon	4
Milton, Escambia	4
Mayport, Duval	4
Eau Gallie, Brevard	4
Indian Shores, Pinellas	4
Loxahatchee Groves, Palm Beach	4
Live Oak, Madison	4
University Of Central Florida, Brevard	4
West Bradenton, Manatee	4
Windermere, Leon	4
Punta Gorda, Lee	4
Okeechobee, Glades	4
Orlando, Columbia	4
Orlando, Indian River	4
Saint Augustine Beach, St. Johns	4
Seybold, Dade	4
Port Salerno, Martin	4
Ocean Breeze, Martin	4
Orlando, Bay	4
Hialeah, Broward	4
Melrose, Bradford	4
Alys Beach, Bay	4
Eglin, Okaloosa	4
Glen Ridge, Palm Beach	4
Goldenrod, Seminole	4
Orlando, Highlands	4
Scottsmoor, Brevard	4
Pp, Unknown	3
Winter Park, Lake	3
Woodside, Broward	3
University Of Central Florida, Palm Beach	3
Ocoee, Broward	3
Orem, Palm Beach	3
Lanark Village, Franklin	3
Labelle, Lee	3
Missing, Hendry	3
Apopka, Osceola	3
Brewton, Escambia	3
Alligator Point, Wakulla	3
Margate, Unknown	3
Maitland, Pasco	3
Highland Park, Polk	3
Winter Garden, Polk	3
Saint Augusaintine Beach, St. Johns	3
Orlando, Martin	3
Port Saint Lucie, Martin	3

COVID-19: characteristics of 1,450,620 Florida resident cases

Data through Jan 9, 2021 verified as of Jan 10, 2021 at 09:25 AM

Data in this report are provisional and subject to change.

The table below includes the cities and counties of residence for cases in Florida residents based on the patient's ZIP Code. Note that city is not always received as part of the initial notification and may be missing while the case is being investigated.

City and county	Cases
Port Charlotte, Unknown	3
Windermere, Seminole	3
Village Of Golf, Palm Beach	3
Lynbrook, Broward	3
Lakeland, Hillsborough	3
Lake Geneva, Clay	3
Miami Gardens, Broward	3
Hallandale Beach, Unknown	3
Deerfield Beach, Palm Beach	3
Blountstown, Liberty	3
Jacksonville, Clay	3
Apopka, Dade	3
Orlando, Union	3
Sunny Hills, Washington	3
Winter Park, Alachua	3
Winter Park, Leon	3
Winter Park, Osceola	3
Ocean Reef Club, Monroe	3
Orange Park, Duval	3
Missing, Washington	3
Mims, Volusia	3
Jonesville, Alachua	3
Julington Creek, St. Johns	3
Apopka, Hillsborough	3
East Rockland Key, Monroe	3
Vero Beach, St. Lucie	3
University Of Central Fl, Seminole	3
Seacrest, Bay	3
Point Washington, Walton	3
Vernon, Bay	3
Windermere, Palm Beach	3
Winter Park, Brevard	3
Samoset, Manatee	3
San Fernando, Unknown	3
Pompano Beach, Palm Beach	3
Fernandina Beach, Duval	3
Bowling Green, Polk	3
Fpo, Duval	3
Cypress Gardens, Polk	3
Day, Lafayette	3
Crescent Beach, Sarasota	3
Indian Rock Beach, Pinellas	3
Inglis, Citrus	3
Hollywood, Unknown	3
Mayport Naval Housing, Duval	3
Monticello, Madison	3
Lamont, Taylor	3
Clarcona, Orange	3
Glenwood, Volusia	3
Ft Pierce, St. Lucie	3
Orlando, Nassau	3
Sugarloaf, Monroe	3
Winter Garden, Leon	3
Westville, Walton	3
Conch Key, Monroe	3
Coraopolis, Citrus	3
Chicago, Lee	3
Bayou George, Bay	3
Babcock Ranch, Charlotte	3

COVID-19: characteristics of 1,450,620 Florida resident cases

Data through Jan 9, 2021 verified as of Jan 10, 2021 at 09:25 AM

Data in this report are provisional and subject to change.

The table below includes the cities and counties of residence for cases in Florida residents based on the patient's ZIP Code. Note that city is not always received as part of the initial notification and may be missing while the case is being investigated.

City and county	Cases
Bristol, Calhoun	3
North Fort Myers, Charlotte	3
Jacksonville, Alachua	3
Kissimmee, Unknown	3
Jacksonville Naval Air Station, Duval	3
San Carlos Park, Lee	3
Orlando, Jackson	3
Sorrento, Orange	3
Umatilla, Marion	3
University Of Central Florida, Lee	2
Wauchula, Desoto	2
Vero Beach, Unknown	2
Tampa, Hernando	2
Summerfield, Unknown	2
Ormond Beach, Flagler	2
Panama City, Unknown	2
Sebring, Desoto	2
Pompano Beach, Unknown	2
Yeehaw, Okeechobee	2
Winter Park, Dade	2
Jacksonville Naval Hospital, Duval	2
Jacksonville, Nassau	2
Hosford, Calhoun	2
Longview, Dade	2
Melrose, Clay	2
Mesa, Unknown	2
Okeechobee, Lake	2
Boynton Beach, Broward	2
000000, Unknown	2
Cape Haze, Charlotte	2
Saint Marys, Nassau	2
Windermere, Lake	2
Winter Park, Highlands	2
Wacissa, Jefferson	2
Ocoee, Leon	2
Orlo Vista, Orange	2
Port Saint Lucie, Palm Beach	2
Haines Creek, Lake	2
Fort Lauderdale, Alachua	2
Cross City, Taylor	2
Carl Fisher, Dade	2
Boca Raton, Broward	2
Land O Lakes, Hillsborough	2
Milligan, Okaloosa	2
Missing, Okeechobee	2
Lakeland, Unknown	2
Marysville, Dade	2
Green Cove Springs, Duval	2
Island Grove, Alachua	2
Land O Lakes, Unknown	2
Crestview, Walton	2
Cross Key, Monroe	2
Claysville, Hernando	2
Dade City, Unknown	2
Cibolo, Orange	2
Cape San Blas, Gulf	2
Port Canaveral, Brevard	2
Seguin, Unknown	2
Sunrise, Unknown	2

COVID-19: characteristics of 1,450,620 Florida resident cases

Data through Jan 9, 2021 verified as of Jan 10, 2021 at 09:25 AM

Data in this report are provisional and subject to change.

The table below includes the cities and counties of residence for cases in Florida residents based on the patient's ZIP Code. Note that city is not always received as part of the initial notification and may be missing while the case is being investigated.

City and county	Cases
Oakland Park, Unknown	2
Tampa, Broward	2
Sand Lake, Orange	2
Sandestin, Walton	2
Union, Manatee	2
University Of Central Fl, Broward	2
Venice, Dade	2
Winter Park, Collier	2
Winter Park, Duval	2
Winter Park, Hillsborough	2
Windermere, Hillsborough	2
At Large, Broward	2
Alys Beach, Walton	2
Alford, Washington	2
Apopka, Duval	2
Jupiter Island, Martin	2
Labelle, Collier	2
Lauderhill, Unknown	2
Long Beach, Orange	2
Longwood, Unknown	2
Miramar, Unknown	2
Miami, Martin	2
Maitland, Palm Beach	2
Okeechobee, Highlands	2
New Port Richey, Hillsborough	2
Tarpon Springs, Pasco	2
West Palm Beach, Dade	2
Oklawaha, Marion	2
Olustee, Baker	2
Ocoee, Duval	2
Apopka, Flagler	2
Apopka, Marion	2
Apopka, Sarasota	2
Bonifay, Jackson	2
Clermont, Polk	2
Doctors Inlet, Clay	2
DeLand, Lake	2
Greenville, Jefferson	2
Fort Pierce, Martin	2
Ludlam, Dade	2
Lecanto, Marion	2
Alligator Point, Franklin	2
Coconut Creek, Unknown	2
Crawfordville, Leon	2
Immokalee, Lee	2
Eatonville, Lake	2
Fort Lauderdale, Unknown	2
Fort Myers, Unknown	2
Miami, Palm Beach	2
None, Dade	2
Lutz, Pinellas	2
Lawtey, Union	2
Los Angeles, Okaloosa	2
Winter Garden, Broward	2
Winter Garden, Dade	2
Windermere, Osceola	2
Winter Park, St. Johns	2
Orlando, Unknown	2
Saint Petersburg, Hillsborough	2

COVID-19: characteristics of 1,450,620 Florida resident cases

Data through Jan 9, 2021 verified as of Jan 10, 2021 at 09:25 AM

Data in this report are provisional and subject to change.

The table below includes the cities and counties of residence for cases in Florida residents based on the patient's ZIP Code. Note that city is not always received as part of the initial notification and may be missing while the case is being investigated.

City and county	Cases
Seven Springs, Pasco	2
Upper Key Largo, Monroe	2
Winter Garden, Hillsborough	2
Pass, Dade	2
Tangerine, Lake	2
Jacksonville, Dade	2
Madison, Unknown	2
Los Angeles, Broward	2
Lockhart, Seminole	2
Amelia City, Nassau	2
Florida Power & Light Co, Dade	2
Cassadaga, Volusia	2
Hialeah Lakes, Dade	2
Fort Walton Beach, Walton	2
Dunnellon, Levy	2
Lake Harbor, Palm Beach	2
Orlando, Holmes	2
Orlando, Sumter	2
Moore Haven, Hendry	2
Naples, Broward	2
University Of Central Florida, Pinellas	2
University Of Central FI, Dade	2
University Of Central FI, Osceola	2
Windermere, Polk	2
Winter Garden, Brevard	2
Wimauma, Manatee	2
Provo, Broward	2
Sumatra, Liberty	2
Portland, Unknown	2
Pp, Dade	2
Port Charlotte FI, Unknown	1
Richmond Heights, Dade	1
Rochester, Lee	1
Rosemary Beach, Bay	1
Pensacola, Santa Rosa	1
Plant City, Hendry	1
Ponce, Orange	1
Plant City, Pinellas	1
Plantation, Unknown	1
Sumter Ville, Unknown	1
South Otselic, Dade	1
Saint Petersburg, Dade	1
San Juan, Osceola	1
San Pedro Sula, Dade	1
Sandy, Duval	1
Windermere, Lee	1
Wayne, Dade	1
West Simsbury, Collier	1
Winter Garden, Sumter	1
University Of Central FI, St. Johns	1
University Of Central Florida, Dade	1
Tinley Park, Lee	1
Telluride, Lee	1
Springhill, Unknown	1
Tampa, Jackson	1
Naugatuck, Lee	1
New Vernon, Sarasota	1
New York, Broward	1
Oakland, Broward	1

COVID-19: characteristics of 1,450,620 Florida resident cases

Data through Jan 9, 2021 verified as of Jan 10, 2021 at 09:25 AM

Data in this report are provisional and subject to change.

The table below includes the cities and counties of residence for cases in Florida residents based on the patient's ZIP Code. Note that city is not always received as part of the initial notification and may be missing while the case is being investigated.

City and county	Cases
Oakland, Manatee	1
Myakka, Duval	1
Opa Locka, Unknown	1
Ocoee, Polk	1
Los Angeles, Polk	1
Lakewood, Unknown	1
Middleburg, Unknown	1
Minneapolis, Broward	1
Missing, Charlotte	1
Maitland, Unknown	1
Melbourne, Orange	1
Miami Beach, Palm Beach	1
Miami Granders, Dade	1
Duke Field Air Force Station, Okaloosa	1
Flora, Lee	1
Fdsf, Unknown	1
Fruitland Park, Sumter	1
Fwb, Unknown	1
Gainesville, Marion	1
Gastonia, Polk	1
Hilliard, Dade	1
Hollywood, Leon	1
Holt, Unknown	1
Humble, Broward	1
Havanna, Gadsden	1
Knoxville, Duval	1
Green, Clay	1
Greensburg, Orange	1
Greenville, Monroe	1
Gulf Shores, Escambia	1
Bryn Mawr, Collier	1
Apalachicola, Leon	1
Apopka, Palm Beach	1
Aspen, Palm Beach	1
Atlanta, Broward	1
Aurburndale, Polk	1
Aventura, Unknown	1
Azalea Park, Sarasota	1
Bartow, Unknown	1
Boca Rotan, Unknown	1
Deltona , Volusia	1
Clermont, Unknown	1
Columbia, Orange	1
Coral Springs, Unknown	1
Cornelius, Leon	1
Crestview, Dade	1
Dade City, Polk	1
Dania, Unknown	1
Darien, Pasco	1
Fort Denaud, Glades	1
Everett, Dade	1
FI State Lot, Leon	1
Fortlauderdale, Unknown	1
Ft Pierce, Unknown	1
Garland, Orange	1
El Paso, Unknown	1
Eatonville, Seminole	1
Destin, Unknown	1
Diamond, Highlands	1

COVID-19: characteristics of 1,450,620 Florida resident cases

Data through Jan 9, 2021 verified as of Jan 10, 2021 at 09:25 AM

Data in this report are provisional and subject to change.

The table below includes the cities and counties of residence for cases in Florida residents based on the patient's ZIP Code. Note that city is not always received as part of the initial notification and may be missing while the case is being investigated.

City and county	Cases
Amelia Village, Nassau	1
Apple Creek, Citrus	1
Altamonte, Orange	1
Alva, Collier	1
333, Unknown	1
Allentown, Putnam	1
Bear Grass, Palm Beach	1
Azalea Park, Osceola	1
Chipley, Holmes	1
Chipley, Jackson	1
Colorado Springs, Unknown	1
Conifer, Lee	1
Coco River, Collier	1
Bryn Mawr, Palm Beach	1
Camden Wyoming, Duval	1
Chattanooga, Dade	1
Loganville, Orange	1
Live Oak, Columbia	1
Longwood, Orange	1
Miami Garden, Unknown	1
Miami, Monroe	1
Miamii, Dade	1
Miamt, Dade	1
Mid Florida, Seminole	1
Middleburg, Duval	1
N/A, Duval	1
Naples, Alachua	1
Jeffersonville, Broward	1
Knoxville, Escambia	1
Lake Mary, Lake	1
Lauderdale Hill, Unknown	1
Lake Worth, Broward	1
Homeless, Dade	1
Hickory, Lee	1
Hallandate Ben, Unknown	1
Union City, Bradford	1
University Of Central Florida, Hillsborough	1
University Of Central Fl, Pasco	1
Vero Beach, Brevard	1
Village Of Palm Springs, Palm Beach	1
Webster, Pasco	1
Tampa, Manatee	1
Steinhatchee, Alachua	1
Republic, Monroe	1
Ridgewood, Broward	1
Riverview, Manatee	1
Roseland, Palm Beach	1
Saint Teresa, Wakulla	1
San Diego, Unknown	1
Russellville, Hillsborough	1
Saint Augustine, Okaloosa	1
Pompano Beach, Alachua	1
Pine Hills, Broward	1
Porter Ranch, Dade	1
Raiford, Bradford	1
Ponte Vedra Beach, Orange	1
Port Saint Lucie, Indian River	1
Old Town, Gilchrist	1
Palm City, Unknown	1

COVID-19: characteristics of 1,450,620 Florida resident cases

Data through Jan 9, 2021 verified as of Jan 10, 2021 at 09:25 AM

Data in this report are provisional and subject to change.

The table below includes the cities and counties of residence for cases in Florida residents based on the patient's ZIP Code. Note that city is not always received as part of the initial notification and may be missing while the case is being investigated.

City and county	Cases
Oviedo, Leon	1
Ocoee, Hillsborough	1
Ocala, Unknown	1
Opa Locka, Polk	1
Orem, Sarasota	1
Orem, Unknown	1
Westerville, Hillsborough	1
Woodland Hills, Brevard	1
Windermere, Dade	1
Winston Salem, Unknown	1
Wilbur By The Sea, Volusia	1
Willowbrook, Lee	1
University Of Central Fl, Clay	1
Tulsa, Orange	1
Tiffin, Highlands	1
Sun City Center, Hardee	1
Tallahassee, Duval	1
Tampa, Palm Beach	1
Saint Petersburg, St. Lucie	1
Saint Johns, Unknown	1
Rye, Duval	1
Saxis, Lee	1
Sebring, Lee	1
Spring Hill , Hernando	1
Starke, Clay	1
Stone Mountain, Palm Beach	1
Orlando, Washington	1
Palm Coast, Polk	1
Palm Coast, Volusia	1
Parker, Dade	1
Oooooo, Unknown	1
Port Everglades, Broward	1
Peoria, Unknown	1
Pacifica, Dade	1
Rex, Duval	1
Winter Garden, Pinellas	1
Winter Park, Calhoun	1
Winter Park, Indian River	1
Winter Park, Lee	1
Zolfo Springs, Polk	1
Windermere, Pasco	1
West Villages, Sarasota	1
Wichita, Volusia	1
Winder Garden, Orange	1
Windermere, Broward	1
Washington, Unknown	1
Wekiva Springs, Seminole	1
Vernon, Unknown	1
Louisville, Manatee	1
Los Angeles Ca, Unknown	1
Lewisburg, Pasco	1
Littleton, Dade	1
Maitland, Dade	1
Lake City, Hamilton	1
Jerusalem, St. Johns	1
La Grange, Dade	1
North Pole, Seminole	1
North Port, Lee	1
Mount Pleasant, Gadsden	1

COVID-19: characteristics of 1,450,620 Florida resident cases

Data through Jan 9, 2021 verified as of Jan 10, 2021 at 09:25 AM

Data in this report are provisional and subject to change.

The table below includes the cities and counties of residence for cases in Florida residents based on the patient's ZIP Code. Note that city is not always received as part of the initial notification and may be missing while the case is being investigated.

City and county	Cases
Navarre, Okaloosa	1
New Orleans, Palm Beach	1
Newark, Broward	1
Newburgh, Bay	1
Marshall, Dade	1
Miami Lakes, Unknown	1
Miami, Hillsborough	1
Miami, Orange	1
Middlesburg, Duval	1
Missing, Hardee	1
Fort Pierce, Unknown	1
Gotha, Palm Beach	1
Eatonville, Osceola	1
Cypress, Leon	1
Edgewood, Osceola	1
Homeless, Polk	1
Homosassa, Hernando	1
Harrison, Pinellas	1
Granada Hills, Broward	1
Hailandale, Unknown	1
Hialeah, Bay	1
Clermont, Osceola	1
Clewiston, Glades	1
Deland, St. Lucie	1
Deltona, Orange	1
Cartersville, Unknown	1
Anaheim, Unknown	1
Alafaya, Palm Beach	1
Athens, Duval	1
Bogota, Orange	1
Bradington, Manatee	1
Bronx, Palm Beach	1
Blountstown, Jackson	1
Belle Isle, Dade	1
Lemoyne, Manatee	1
Marianna, Calhoun	1
Magnolia Square, Osceola	1
Maitland, Alachua	1
Lawrence Township, Palm Beach	1
Las Vegas, Orange	1
Melrose, Alachua	1
Miamf, Dade	1
Miami G, Dade	1
Miami, Collier	1
Marshall, Palm Beach	1
New Richmond, Volusia	1
Gotha, Leon	1
Gilmer, Dade	1
Haverford, Hillsborough	1
Kingsland, Duval	1
Kissimmee, Brevard	1
Lake Placid, Alachua	1
Lander, Citrus	1
Deland, Polk	1
Dallas, Lee	1
De Leon Springs, Putnam	1
Estero, Collier	1
Fanning Springs, Levy	1
Columbus, Brevard	1

COVID-19: characteristics of 1,450,620 Florida resident cases

Data through Jan 9, 2021 verified as of Jan 10, 2021 at 09:25 AM

Data in this report are provisional and subject to change.

The table below includes the cities and counties of residence for cases in Florida residents based on the patient's ZIP Code. Note that city is not always received as part of the initial notification and may be missing while the case is being investigated.

City and county	Cases
Cookeville, Seminole	1
Crestview, Holmes	1
Cumberland, Palm Beach	1
Dade City, Hillsborough	1
Charlotte, Pasco	1
Clear Brook, Lee	1
Clermont, Orange	1
Boca Raton, Unknown	1
Bohealia, Lee	1
Blowing Rock, Polk	1
Carol Stream, Orange	1
Bryant, Alachua	1
Apopka, St. Lucie	1
Belle Isle, Polk	1
Apopka, Manatee	1
99, Unknown	1
Alanson, Bay	1
Aollywoss, Dade	1
Ocoee, Lee	1
Ocoee, Volusia	1
Okeechobee, St. Lucie	1
Oakland, Lake	1
Oakland, Leon	1
Opalocka, Dade	1
Orlando, Hendry	1
Orlando, Levy	1
Pineland, Lee	1
Perry, Leon	1
Palm Springs North, Dade	1
Palm Coast, Duval	1
Provincetown, Collier	1
Saint Cloud, Lee	1
Saint Johns, Orange	1
San Antonio, Sarasota	1
San Antonio, Unknown	1
Sanford, Volusia	1
Wesley Chapel, Alachua	1
Virginia Beach, Hernando	1
Waco, Broward	1
Tangerine, Seminole	1
Tewksbury, Orange	1
University Of Central Florida, Monroe	1
Toms River, Dade	1
Steinhatchee, Madison	1
Tampa Palms, Hillsborough	1
Soldotna, Broward	1
South Burlington, Orange	1
Wood River, Polk	1
Worcester, Palm Beach	1
Westminster, Sarasota	1
Weston, Dade	1
Wheaton, Lee	1
Newaygo, Charlotte	1
Na, Dade	1
Naples, Leon	1
North Port, Charlotte	1
Miami Beach, Unknown	1
Milford, Bay	1
Missing, Desoto	1

COVID-19: characteristics of 1,450,620 Florida resident cases

Data through Jan 9, 2021 verified as of Jan 10, 2021 at 09:25 AM

Data in this report are provisional and subject to change.

The table below includes the cities and counties of residence for cases in Florida residents based on the patient's ZIP Code. Note that city is not always received as part of the initial notification and may be missing while the case is being investigated.

City and county	Cases
Lecanto, Palm Beach	1
Littleton, St. Johns	1
Los Angeles, Orange	1
Mattoon, Lee	1
Marianna, Leon	1
Marianna, Washington	1
Mary Esther, Hillsborough	1
Lake Worth, Unknown	1
Lake In The Hills, Broward	1
Jupiter, Pinellas	1
Kansas City, Palm Beach	1
Indianapolis, Lee	1
Jena, Taylor	1
Belle Isle, Seminole	1
Boys Ranch, Suwannee	1
Coal City, Pasco	1
Celebration, Orange	1
Chicago, Broward	1
Commerce Township, Manatee	1
Crawfordville, Alachua	1
Crescent City, Marion	1
Crestview, Unknown	1
Altamonte Springs, Orange	1
O, Unknown	1
Addison, Pasco	1
Alafaya, Dade	1
Anastasia Island, St. Johns	1
Apo, Collier	1
Apopka, Alachua	1
Apopka, Citrus	1
Austin, Dade	1
Azalea Park, Broward	1
Arabi, Orange	1
Big Torch Key, Monroe	1
Black, Holmes	1
Boca Raton, Lee	1
Bonifay, Unknown	1
Bonnie, St. Johns	1
Delray Beach, Broward	1
Fort Lauderdale, Lee	1
Fort Pierce, Brevard	1
Fort Worth, Broward	1
Franklin, Orange	1
Gainesville, Santa Rosa	1
High Springs, Columbia	1
Gwynn Oak, Polk	1
Winnetka, Dade	1
Winter Park, Manatee	1
Winter Park, Palm Beach	1
Winter Park, Volusia	1
Winter Springs, Orange	1
Youngstown, Washington	1
Zellwood, Brevard	1
Zellwood, Osceola	1
Waverly, Duval	1
Wabasha, Clay	1
Weston, Unknown	1
Wildwood, Lee	1
West Hollywood, Broward	1

COVID-19: characteristics of 1,450,620 Florida resident cases

Data through Jan 9, 2021 verified as of Jan 10, 2021 at 09:25 AM

Data in this report are provisional and subject to change.

The table below includes the cities and counties of residence for cases in Florida residents based on the patient's ZIP Code. Note that city is not always received as part of the initial notification and may be missing while the case is being investigated.

City and county	Cases
West Palm Beach, Unknown	1
Unknown, Duval	1
Upland, Manatee	1
Tavares, Unknown	1
Temple, Palm Beach	1
Surfside Beach, Orange	1
Sun City Center, Lee	1
Saint Petersburg, Duval	1
St Peterburg, Orange	1
Stiamk, Dade	1
Scottsdale, Brevard	1
Port Charlotte, Lee	1
Roswell, Bay	1
Ruskin, Dade	1
Ruskin, Manatee	1
Pompano Beach, Dade	1
Pompano Beach, Osceola	1
Pine Hills, Polk	1
Port Saint Lucie, Marion	1
Port St Luce, Unknown	1
Port St. Lucie, St. Lucie	1
Pensacola Naval Hospital, Escambia	1
Pace, Escambia	1
Painted Post, Pasco	1
Palatka, Marion	1
Twentynine Palms, Broward	1
University Of Central Florida, Duval	1
Venezuela, Unknown	1
Vernon, Walton	1
Weirsdale, Lake	1
Xifamk, Dade	1
Winfield, Hillsborough	1
Winter Garden, Lee	1
Winter Garden, Unknown	1
Winter Park, Bay	1
Whippany, Volusia	1
Ocala, Duval	1
Ocoee, Manatee	1
Okeechobi, Unknown	1
North Brunswick, St. Lucie	1
North Lauderdale, Unknown	1
North Porte, Unknown	1
Notrealville, Polk	1
Orlando, Clay	1
Orem, Dade	1
Orlando, Gadsden	1
Orlando, Walton	1
Oviedo, Lake	1
Panomo City, Bay	1
Surprise, Unknown	1
Syracuse, Unknown	1
St Cloud, Orange	1
Sarasota, Unknown	1
San Marcos, Unknown	1
Saint Petersburg, Bay	1
Pooler, Broward	1
Ridgewood, Lee	1
Roseville, Broward	1
Pensacola, Dade	1

COVID-19: characteristics of 1,450,620 Florida resident cases

Data through Jan 9, 2021 verified as of Jan 10, 2021 at 09:25 AM

Data in this report are provisional and subject to change.

The table below includes the cities and counties of residence for cases in Florida residents based on the patient's ZIP Code. Note that city is not always received as part of the initial notification and may be missing while the case is being investigated.

City and county	Cases
Plantation Key, Monroe	1
Plantation, Leon	1
Port St. Lucie, Unknown	1
Putnam, Putnam	1
Canton, Duval	1
Callahan, Duval	1
Bradenton, Lee	1
Bogota, Unknown	1
Alafaya, Pinellas	1
Apopka, Leon	1
Atlanta, Walton	1
Attalla, Broward	1
Auburn, Palm Beach	1
Autaugaville, Broward	1
Azalea Park, Lake	1
Azalea Park, Polk	1
Dalecity, Okaloosa	1
Deerfield Beach, Polk	1
Defuniak Springs, Okaloosa	1
Eatonville, Hillsborough	1
Clearwater, Leon	1
Clarcona, Seminole	1
Crystal River, Marion	1
Crestview, Broward	1
Glen Cove, Unknown	1
Glen Saint Mary, Duval	1
Gainesville, Levy	1
Fleming Island, Duval	1
Landolakes, Unknown	1
Lawton, Okaloosa	1
Lima, Volusia	1
Key West, Palm Beach	1
Kilgore, Dade	1
Jupiter Inlet, Palm Beach	1
Jzx, Unknown	1
Jacksonville, Baker	1
Irmo, Unknown	1
Greensboro, Leon	1
Macclenny, Dixie	1
Madison, Jefferson	1
Lake Forest, Collier	1
Miamksaohes, Dade	1
Miami Dade, Unknown	1
Metter, Manatee	1
Monument, Broward	1
Mokena, Lee	1
Morrisville, Palm Beach	1
Missing, Lafayette	1
Lake Butler, Alachua	1
Kingsland, Nassau	1
Knoxville, Bay	1
Indian Rocks Beach, Duval	1
Key West, Duval	1
Keys West, Unknown	1
Hoclywsod, Dade	1
Hiawassee, Osceola	1
Homeless, Hillsborough	1
Homeless, Monroe	1
Homeless, Pinellas	1

COVID-19: characteristics of 1,450,620 Florida resident cases

Data through Jan 9, 2021 verified as of Jan 10, 2021 at 09:25 AM

Data in this report are provisional and subject to change.

The table below includes the cities and counties of residence for cases in Florida residents based on the patient's ZIP Code. Note that city is not always received as part of the initial notification and may be missing while the case is being investigated.

City and county	Cases
Inwood, Broward	1
Irvine, Marion	1
Jefferson, Dade	1
Jonesboro, Leon	1
Jupiter, Dade	1
Jupiter, St. Lucie	1
Kenilworth, Leon	1
Monroe Township, Palm Beach	1
Moore Haven, Okeechobee	1
Morrisville, Unknown	1
Milford, Lee	1
Missing, Levy	1
North Palm Beach, Orange	1
Northport, Sarasota	1
Oakland, Lee	1
Las Vegas, Palm Beach	1
Ldhl, Broward	1
Little Neck, Lee	1
Micanopy, Marion	1
Mckinney, Broward	1
Miamc, Dade	1
Belle Isle, Osceola	1
Bel Air, Collier	1
Alachua, Duval	1
Alpharetta, Broward	1
Apopka, Brevard	1
Apopka, Clay	1
Apopka, Polk	1
Asheville, Highlands	1
Astoria, Broward	1
Bartow, Hardee	1
Carmel, Orange	1
Caracas, Dade	1
Boston, Broward	1
Brooklyn, Broward	1
Brooklyn, Dade	1
Brooklyn, Lee	1
Dallas, Hernando	1
Coconut Ck, Unknown	1
Chicago, Unknown	1
Fort Lauderdale, Leon	1
Fort White, Clay	1
Deer Park, Dade	1
Deerfield Beach, Unknown	1
Deland, Seminole	1
Doral, Unknown	1
Downingtown, Hillsborough	1
Dpo, Santa Rosa	1
Hallandale, Unknown	1
Gurabo, Osceola	1
Hernando, Marion	1
Hialeah, Collier	1
Helen, Bay	1
Garden City, Alachua	1
Gaylord, Orange	1
Gotcha, Orange	1
Greensburg, Palm Beach	1
Fisher Island, Unknown	1
Prattville, Hillsborough	1

COVID-19: characteristics of 1,450,620 Florida resident cases

Data through Jan 9, 2021 verified as of Jan 10, 2021 at 09:25 AM

Data in this report are provisional and subject to change.

The table below includes the cities and counties of residence for cases in Florida residents based on the patient's ZIP Code. Note that city is not always received as part of the initial notification and may be missing while the case is being investigated.

City and county	Cases
Prestonsburg, Bay	1
Quincy, Jackson	1
Rapid City, Broward	1
Red Bay, Holmes	1
Piasa, Putnam	1
Palmetto, Pasco	1
Pass-A-Grille Beach, Pinellas	1
Pembroke Lakes, Broward	1
Other, Dade	1
Palmetto Bay, Palm Beach	1
New Middletown, Hillsborough	1
Orlando, Putnam	1
Waipahu, Santa Rosa	1
Ward, Polk	1
Wellborn, Columbia	1
Summnmerville, Unknown	1
Syracuse, Polk	1
Tallahassee, Dade	1
Tamarac, Dade	1
Tavares, Orange	1
Topsham, Manatee	1
Town Of Nocatee, St. Johns	1
Unkn, Duval	1
Suitland, Volusia	1
Shirley, Flagler	1
Seminole, Leon	1
Russellville, Bay	1
Saint Joseph, Volusia	1
San Antonio, Orange	1
Woodbine, Nassau	1
Winter Garden, Marion	1
Winter Park, Citrus	1
Winter Park, Hendry	1
Winter Garden, Duval	1
West Yarmouth, St. Lucie	1
Venetian Islands, Dade	1
Cincinnati, Dade	1
Champions Gate, Osceola	1
Dfafs, Okaloosa	1
Davie, Unknown	1
Dayton, Orange	1
Floral, Okaloosa	1
Edgewood, Broward	1
33321, Dade	1
Alva, Escambia	1
Arcadia, Highlands	1
Baker, Santa Rosa	1
Armstrong, St. Johns	1
Atl, Brevard	1
Belleville, Palm Beach	1
Belmont, Santa Rosa	1
Blountstown, Broward	1
Bonita, Lee	1
Belle Isle, Duval	1
Bocaraten, Palm Beach	1
Bronson, Alachua	1
Brooker, Alachua	1
Brandon, Pinellas	1
North Laud, Unknown	1

COVID-19: characteristics of 1,450,620 Florida resident cases

Data through Jan 9, 2021 verified as of Jan 10, 2021 at 09:25 AM

Data in this report are provisional and subject to change.

The table below includes the cities and counties of residence for cases in Florida residents based on the patient's ZIP Code. Note that city is not always received as part of the initial notification and may be missing while the case is being investigated.

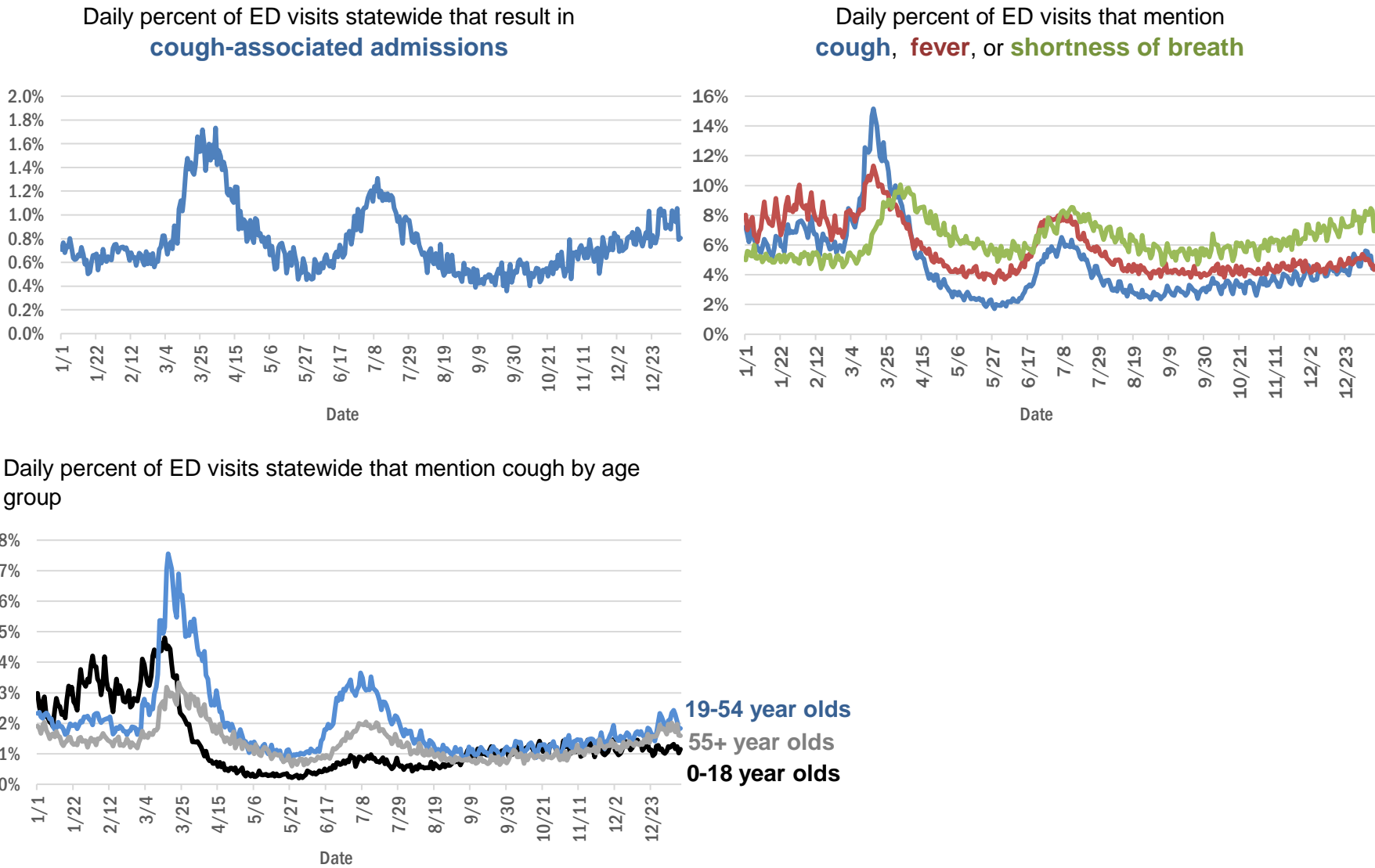
City and county	Cases
Ocoee, Unknown	1
Oldsrav, Manatee	1
Noma, Holmes	1
Murrieta, Seminole	1
Monroe, Hillsborough	1
Middletown, Osceola	1
Mayaguez, Dade	1
Macclenny, Duval	1
Mantua, Broward	1
Longwood, Broward	1
Lucedale, St. Lucie	1
Kure Beach, Monroe	1
Lakeland, Palm Beach	1
Interlachen, Duval	1
Gainesville, Okaloosa	1
Gibsonston, Unknown	1
Greenbrier, Bay	1
Hialeahgardens, Dade	1
Hoosick Falls, Broward	1
Wtixrat, Dade	1
Windermere, Volusia	1
Puerto Rico, Unknown	1
Randolph, Orange	1
Refused, Unknown	1
Sanford, Orange	1
Saint Petersburg, Charlotte	1
Saint Lucie Village, St. Lucie	1
Pembroke Pines, Dade	1
Pensacola, Sumter	1
Powell, Lee	1
Perth Amboy, Hillsborough	1
Paducah, Manatee	1
Toms River, Lee	1
Tourist, Dade	1
Sharpes, Brevard	1
Sunrtise, Dade	1
Tallahassee, Gadsden	1
Tallahassee, Madison	1
Ventura, Orange	1
Westlake Village, Unknown	1
Watersound, Bay	1
Unk, Duval	1
Trenton, Dixie	1
Unknown, Unknown	1
Total	1,450,620

COVID-19: additional surveillance information

Data through Jan 9, 2021 verified as of Jan 10, 2021 at 09:25 AM

Data in this report are provisional and subject to change.

Statewide emergency department (ED) chief complaint and admission data



The Electronic Surveillance System for the Early Notification of Community-Based Epidemics (ESSENCE-FL) includes chief complaint data from 211 of 211 Florida EDs. Data are transmitted electronically to ESSENCE-FL daily or hourly.

COVID-19: testing by laboratory

Data through Jan 9, 2021 verified as of Jan 10, 2021 at 09:25 AM

Data in this report are provisional and subject to change.

The numbers in the table below represent the number of Florida and non-Florida residents for whom test results were received by the Department of Health. A person can be tested by more than one laboratory and can have both positive and negative results. **Therefore, the sum of the numbers in each column will be larger than the total number of people tested.**

Reporting lab	Inconclusive	Negative	Positive	Percent positive	Total
LABORATORY CORPORATION OF AMERICA	2,216	1,387,993	183,673	12%	1,573,882
QUEST DIAGNOSTICS	10,296	1,224,766	177,554	13%	1,412,616
CURATIVE LABS	10,822	1,086,593	152,591	12%	1,250,006
BIO REFERENCE LABORATORIES, INC	7,298	812,871	152,635	16%	972,804
HELIX	5,028	402,052	66,706	14%	473,786
GENETWORX	661	390,606	32,937	8%	424,204
REALTOX LABS LLC	3,915	352,559	56,346	14%	412,820
CDR MAGUIRE - HEALTH CARE CENTER		272,087	40,971	13%	313,058
RCA LABORATORY SERVICES, LLC		257,243	23,711	8%	280,954
EAST FLORIDA STATE COLLEGE - BREVARD		212,889	26,986	11%	239,875
NOMI_HEALTH	751	191,156	28,190	13%	220,097
REAL DIAGNOSTICS	1,302	178,644	24,707	12%	204,653
IMPACT HEALTH BIOMETRIC TESTING, INC	986	183,008	20,149	10%	204,143
NOMI HEALTH LAB SERVICES		172,661	19,578	10%	192,239
BPHL-JACKSONVILLE	18	135,804	23,745	15%	159,567
MAKO GENOMICS	6,385	123,390	21,331	14%	151,106
ELABNETWORK	1,058	134,252	11,293	8%	146,603
ADVENTHEALTH LAB	99	120,089	14,231	11%	134,419
MAYO CLINIC LABORATORIES	304	119,301	14,626	11%	134,231
NORTHWEST LABORATORY	246	121,016	6,471	5%	127,733
BAYCARE LABORATORIES LLC	513	112,292	10,130	8%	122,935
ADVENT HEALTH LAB	112	101,260	13,957	12%	115,329
BPHL-MIAMI	225	98,422	16,445	14%	115,092
MEMORIAL REGIONAL HOSPITAL SOUTH	23	95,258	19,270	17%	114,551
MEDICAL DIAGNOSTIC LABORATORIES	972	98,303	14,169	12%	113,444
FULGENT DIAGNOSTICS LABORATORY	2,012	100,808	10,360	9%	113,180
BIOCOLLECTIONS WORLDWIDE, INC	673	98,638	12,494	11%	111,805
ASCENSION SACRED HEART HOSPITAL - PENSACOLA	2	97,077	14,554	13%	111,633
ORLANDO HEALTH SYSTEM	633	94,309	9,601	9%	104,543
KORVALABS, INC	1,282	90,967	4,670	5%	96,919
PWNHEALTH	305	84,059	9,912	11%	94,276
BPHL-TAMPA (SPECTRUM BLVD)	45	73,728	13,578	16%	87,351
TAMPA GENERAL HOSPITAL	4	77,384	7,128	8%	84,516
UF HEALTH MEDICAL LAB	33	77,207	7,070	8%	84,310
SUNPATH MEDICAL DIAGNOSTICS LABORATORY	739	72,448	11,001	13%	84,188
DIATHERIX LABORATORIES		70,492	10,556	13%	81,048
TESTING MATTERS INC	204	69,889	10,387	13%	80,480
AKESOGEN		68,033	12,211	15%	80,244
BAPTIST HEALTH SOUTH FLORIDA	297	63,109	10,086	14%	73,492
ASCENSION ST VINCENT'S - RIVERSIDE	1	56,971	8,020	12%	64,992
JACKSON MEMORIAL HOSPITAL CLINICAL LAB	79	51,089	9,625	16%	60,793
LAKELAND REGIONAL MEDICAL CENTER	128	51,580	6,588	11%	58,296
UF HEALTH SHANDS HOSPITAL	354	51,209	3,630	7%	55,193
SOUTH MIAMI HOSPITAL LAB	255	47,993	6,878	12%	55,126
ARUP LABORATORIES	16	50,012	2,910	5%	52,938
AIT LABORATORIES		45,527	5,491	11%	51,018
AMERICAN HEALTH ASSOCIATES	9	46,983	3,544	7%	50,536

COVID-19: testing by laboratory

Data through Jan 9, 2021 verified as of Jan 10, 2021 at 09:25 AM

Data in this report are provisional and subject to change.

The numbers in the table below represent the number of Florida and non-Florida residents for whom test results were received by the Department of Health. A person can be tested by more than one laboratory and can have both positive and negative results. **Therefore, the sum of the numbers in each column will be larger than the total number of people tested.**

Reporting lab	Inconclusive	Negative	Positive	Percent positive	Total
VIRACOR EUROFINs		35,112	9,732	22%	44,844
APPLIED INGENUITY DIAGNOSTICS LLC		42,085	1,853	4%	43,938
INGENIOUS PERSONALIZED MEDICINE	147	34,994	7,221	17%	42,362
TALLAHASSEE MEMORIAL HOSPITAL	202	36,852	4,446	11%	41,500
BAPTIST HEALTH - JACKSONVILLE	4	38,236	2,985	7%	41,225
AEGIS SCIENCES CORPORATION	221	32,374	5,613	15%	38,208
ORANGE COUNTY CONVENTION CENTER		33,330	3,658	10%	36,988
MIAMI DADE COUNTY☐		32,093	3,528	10%	35,621
SARASOTA MEMORIAL HOSPITAL MAIN LAB	12	32,091	2,865	8%	34,968
BROWARD GENERAL MEDICAL CENTER-CLINICAL LAB	2	31,174	3,267	9%	34,443
MILLENNIUM PHYSICIAN GROUP	17	28,883	5,348	16%	34,248
LEE HEALTH - CAPE CORAL HOSPITAL	3	29,274	4,886	14%	34,163
GENESIS REFERENCE LABORATORIES		30,369	3,471	10%	33,840
WALGREENS	31	28,411	5,243	16%	33,685
UNIVERSITY OF MIAMI HOSPITAL	32	29,338	3,125	10%	32,495
FLORIDA HOSPITAL - TAMPA	37	29,343	2,568	8%	31,948
NICKLAUS CHILDREN'S HOSPITAL	58	27,667	4,078	13%	31,803
UF HEALTH JACKSONVILLE	45	27,920	3,125	10%	31,090
ECCO LAB GROUP CO	435	25,365	4,145	14%	29,945
ADVENTIST HEALTH SYSTEMS SUNBELT INC DBA		24,219	2,232	8%	26,451
NORTH FLORIDA REGIONAL MEDICAL CENTER		22,777	2,738	11%	25,515
ST JOSEPHS HOSPITAL LABORATORY	23	22,159	2,920	12%	25,102
MOUNT SINAI MEDICAL CENTER	9	22,502	2,333	9%	24,844
JUPITER MEDICAL CENTER LAB	62	22,619	2,083	8%	24,764
BRANDON REGIONAL HOSPITAL		21,679	2,867	12%	24,546
PALMETTO GENERAL HOSPITAL LAB	3	18,978	3,996	17%	22,977
DWIC OF TAMPA BAY INC		20,636	1,847	8%	22,483
JFK MEDICAL CENTER LAB	1	19,889	2,547	11%	22,437
REAL DIAGNOSTICS	125	18,532	3,121	14%	21,778
ACCESS DX LABORATORY	206	19,502	1,965	9%	21,673
STATLAB_MOBILE	1	19,250	1,988	9%	21,239
ADVENT HEALTH - DAYTONA BEACH	32	18,890	1,525	7%	20,447
INTEGRATED REGIONAL LABORATORIES LLP		17,445	2,855	14%	20,300
NAPLES COMMUNITY HOSPITAL	66	18,321	1,885	9%	20,272
LAB DIAGNOSTICS LLC	382	14,134	5,228	26%	19,744
PANCARE OF FLORIDA INC		17,557	1,982	10%	19,539
AVENTUS BIO LABS	16	17,034	2,373	12%	19,423
STS LAB 2 LLC	6	18,464	886	5%	19,356
EXACT SCIENCES LABORATORIES		17,006	2,092	11%	19,098
WATSON CLINIC LLP		15,402	3,489	18%	18,891
MORTON PLANT HOSPITAL-ADLER INSTITUTE	26	16,808	1,888	10%	18,722
PATIENTS FIRST LAKE ELLA MEDICAL CENTER PA		15,808	2,879	15%	18,687
HEALTHLINK DIAGNOSTIC LABORATORIES	216	16,514	1,757	10%	18,487
HOLY CROSS HOSPITAL CLINICAL LAB	1	17,013	1,404	8%	18,418

COVID-19: testing by laboratory

Data through Jan 9, 2021 verified as of Jan 10, 2021 at 09:25 AM

Data in this report are provisional and subject to change.

The numbers in the table below represent the number of Florida and non-Florida residents for whom test results were received by the Department of Health. A person can be tested by more than one laboratory and can have both positive and negative results. **Therefore, the sum of the numbers in each column will be larger than the total number of people tested.**

Reporting lab	Inconclusive	Negative	Positive	Percent positive	Total
DRS CLACK SPENCER WHITE & MCCORMACK PA D/B/A		16,450	1,704	9%	18,154
SAINT MARY'S MEDICAL CENTER	22	15,887	1,865	10%	17,774
HEALTH CENTER AT SINAI RESIDENCES		16,941	506	3%	17,447
BIOCERNA LABS	461	14,582	2,112	12%	17,155
INFINITY BIOLOGIX LLC	49	15,130	655	4%	15,834
LEESBURG REGIONAL MEDICAL CENTER		13,238	1,722	12%	14,960
OSCEOLA REGIONAL MEDICAL CENTER	1	12,831	1,863	13%	14,695
INDIAN RIVER MEDICAL CENTER LAB		13,669	851	6%	14,520
AHALABS		13,639	821	6%	14,460
BAYFRONT HEALTH - ST PETERSBURG	17	12,393	2,019	14%	14,429
CLEVELAND CLINIC HOSPITAL LAB	4	12,706	1,718	12%	14,428
HOMESTEAD HOSPITAL CLINICAL LABORATORY	25	11,830	2,474	17%	14,329
MEMORIAL HOSPITAL JACKSONVILLE	8	11,713	2,302	16%	14,023
GENESIS MEDICAL LABORATORY	159	11,462	2,106	15%	13,727
UNITED CLINICAL LABORATORY LLC	2	11,789	1,726	13%	13,517
MALABAR MEDICAL WALK IN CLINIC		11,592	1,802	13%	13,394
WELLINGTON REGIONAL MED CTR LAB	5	11,898	1,451	11%	13,354
MEDFAST URGENT CARE CENTERS, LLC	5	11,493	1,767	13%	13,265
ORANGE PARK MEDICAL CENTER	9	10,828	2,165	17%	13,002
NORTHWEST MEDICAL CENTER	1	11,364	1,587	12%	12,952
NIGHT LITE PEDIATRIC CENTER LLC		11,445	1,389	11%	12,834
MEMORIAL REGIONAL HOSPITAL CLINICAL LABORATORY	10	11,894	821	6%	12,725
WEST KENDALL BAPTIST HOSPITAL	10	10,242	2,392	19%	12,644
PRIVA PATH LABS	56	11,850	712	6%	12,618
DELRAY MEDICAL CENTER LAB	3	11,367	1,228	10%	12,598
BETHESDA HOSPITAL EAST		11,466	1,093	9%	12,559
LEE HEALTH - LEE MEMORIAL HOSPITAL		9,364	3,154	25%	12,518
VISTA CLINICAL DIAGNOSTICS	330	10,949	1,101	9%	12,380
OAK HILL HOSPITAL		11,010	1,355	11%	12,365
CLEVELAND CLINIC TRADITION HOSPITAL		11,339	851	7%	12,190
LAWNWOOD REGIONAL MEDICAL CENTER	1	10,502	1,635	13%	12,138
INDIAN RIVER PATHOLOGY LLC		11,029	1,002	8%	12,031
FLORIDA HOSPITAL WATERMAN LABORATORY	70	10,997	857	7%	11,924
BAPTIST HEALTH - SOUTH		10,944	932	8%	11,876
ST MARKS HOSPITAL LABORATORY B	78	10,627	1,002	9%	11,707
MINUTECLINIC LLC		9,798	1,898	16%	11,696
WINTER HAVEN HOSPITAL CLINICAL LABORATORY	4	9,945	1,701	15%	11,650
BINAXNOW	9	8,963	2,631	23%	11,603
LARGO MEDICAL CENTER		10,291	1,277	11%	11,568
ST ANTHONY'S HOSPITAL LAB	27	10,231	1,232	11%	11,490
PWN HEALTH	17	9,426	2,044	18%	11,487
BAPTIST HEALTHCARE - BAPTIST HOSPITAL	5	9,122	2,354	21%	11,481
UHEALTH CORAL GABLES/LENNAR MED CTR	3	10,725	610	5%	11,338
ACCESS MEDICAL LABORATORIES	3	5,934	5,315	47%	11,252
GOOD SAMARITAN MEDICAL CENTER LAB	2	9,532	1,413	13%	10,947

COVID-19: testing by laboratory

Data through Jan 9, 2021 verified as of Jan 10, 2021 at 09:25 AM

Data in this report are provisional and subject to change.

The numbers in the table below represent the number of Florida and non-Florida residents for whom test results were received by the Department of Health. A person can be tested by more than one laboratory and can have both positive and negative results. **Therefore, the sum of the numbers in each column will be larger than the total number of people tested.**

Reporting lab	Inconclusive	Negative	Positive	Percent positive	Total
WESTSIDE REGIONAL MED CTR	2	9,286	1,561	14%	10,849
WEST FLORIDA HOSPITAL LAB		8,432	2,289	21%	10,721
LAKE CITY HM		9,768	827	8%	10,595
MEDICAL CENTER OF TRINITY CLINICAL LABORATORY	1	9,362	1,123	11%	10,486
ST JOSEPHS HOSPITAL	18	9,144	1,301	12%	10,463
MERCY HOSPITAL A CAMPUS OF PLANTATION GEN HOSP LAB	1	8,725	1,728	17%	10,454
GULF COAST MEDICAL CENTER MICROLAB		8,146	2,300	22%	10,446
PALMS WEST HOSPITAL LAB	2	8,942	1,502	14%	10,446
LARKIN COMMUNITY HOSPITAL INC DBA CARDIOTROPIC		6,820	3,621	35%	10,441
CLARITY LAB SOLUTIONS	57	9,237	1,136	11%	10,430
LARKIN COMMUNITY HOSPITAL	10	8,869	1,376	13%	10,255
NONA SCIENTIFIC	5	7,804	2,390	23%	10,199
COAST DIAGNOSTICS LLC	40	9,219	939	9%	10,198
REGIONAL MEDCIAL CENTER BAYONET POINT	2	9,359	782	8%	10,143
THE VILLAGES REGIONAL HOSPITAL		9,069	939	9%	10,008
MEASE COUNTRYSIDE LAB	13	8,951	989	10%	9,953
SRQ DRIVE THROUGH		8,944	905	9%	9,849
CAPITAL REGIONAL MEDICAL CTR		7,903	1,913	19%	9,816
CORAL GABLES HOSPITAL CLINICAL LABORATORY		8,205	1,599	16%	9,804
HALIFAX MEDICAL CENTER LAB	35	8,279	1,394	14%	9,708
AVENTURA HOSPITAL LAB		7,870	1,814	19%	9,684
WEST BOCA MEDICAL CENTER LAB		8,897	726	8%	9,623
PALM BEACH BALL PARK		8,605	999	10%	9,604
AVECINA	17	8,857	656	7%	9,530
MANATEE MEMORIAL HOSPITAL		8,716	780	8%	9,496
BLAKE MEDICAL CENTER		8,214	1,207	13%	9,421
GENOVA DIAGNOSTICS LABORATORY	36	8,587	728	8%	9,351
PALM BEACH GARDENS MEDICAL CTR LAB		8,437	885	9%	9,322
LEE HEALTH - HEALTH PARK MEDICAL CENTER		7,753	1,569	17%	9,322
THE HEALTHCARE DISTRICT OF PALM BEACH COUNTY	37	8,096	1,078	12%	9,211
FLORIDA LABORATORY ANALYSIS		8,112	1,080	12%	9,192
BOSTON HEART DIAGNOSTICS CORP		7,913	1,176	13%	9,089
FLORIDA HOSPITAL HEARTLAND MED CTR CLINICAL LAB	33	7,844	1,168	13%	9,045
PATHNOSTICS	28	6,927	2,001	22%	8,956
ADVENT HEALTH - WESLEY CHAPEL	14	8,100	806	9%	8,920
ADVENTHEALTH CENTRA CARE LAKE BUENA VISTA		7,995	770	9%	8,765
BAPTIST HEALTH SOUTH FLORIDA - WEST KENDALL URGENT CARE		7,357	1,380	16%	8,737
P4 CLINICAL, LLC	140	7,732	826	9%	8,698
LAKE CITY MEDICAL CENTER		6,817	1,826	21%	8,643
DOCTORS HOSPITAL	6	7,106	1,398	16%	8,510
AVECINA MEDICAL	4	6,169	2,248	27%	8,421
NEMOURS CHILDRENS HOSPITAL	1	7,940	433	5%	8,374
AVECINA MEDICAL OAKLEAF	3	6,977	1,330	16%	8,310
PLANTATION GENERAL HOSPITAL		6,791	1,249	16%	8,040
FLORIDA MEDICAL CENTER - A CAMPUS OF NORTH SHORE	2	7,037	967	12%	8,006
INFORM DIAGNOSTICS, INC		7,475	430	5%	7,905
CORAL SPRINGS MED CTR		7,098	748	10%	7,846

COVID-19: testing by laboratory

Data through Jan 9, 2021 verified as of Jan 10, 2021 at 09:25 AM

Data in this report are provisional and subject to change.

The numbers in the table below represent the number of Florida and non-Florida residents for whom test results were received by the Department of Health. A person can be tested by more than one laboratory and can have both positive and negative results. **Therefore, the sum of the numbers in each column will be larger than the total number of people tested.**

Reporting lab	Inconclusive	Negative	Positive	Percent positive	Total
NORTHSIDE HOSPITAL AND HEART INSTITUTE		7,031	768	10%	7,799
FLORIDA HOSPITAL FLAGLER	29	7,160	582	7%	7,771
LEON MEDICAL CENTERS LLC		5,956	1,679	22%	7,635
CENTRAL FLORIDA REGIONAL HOSPITAL		6,869	764	10%	7,633
FLORIDA HOSPITAL DELAND	10	6,636	971	13%	7,617
NCH NORTH NAPLES HOSPITAL LAB	15	6,733	829	11%	7,577
NORTH SHORE MEDICAL CENTER		6,112	1,263	17%	7,375
AMERICAN FAMILY CARE		3,947	3,422	46%	7,369
VIKOR SCIENTIFIC	12	5,955	1,334	18%	7,301
ALL CHILDREN'S HOSPITAL		6,813	482	7%	7,295
BROWARD HEALTH NORTH CLINICAL LABORATORY		6,463	813	11%	7,276
FLORIDA HOSPITAL ZEPHYRHILLS	10	6,506	702	10%	7,218
KD MEDICAL CHOICE LLC	1	6,417	680	10%	7,098
FLORIDA HOSPITAL OF CARROLLWOOD	22	6,077	955	14%	7,054
CARDIOPATH	1	6,337	701	10%	7,039
OCALA REGIONAL MEDICAL CENTER		6,151	869	12%	7,020
WEST PALM HOSPITAL LAB		6,315	547	8%	6,862
EXPRESS GENE MOLECULAR DIAGNOSTICS LABORATORY		5,663	1,178	17%	6,841
LEE HEALTH - GULF COAST MEDICAL CENTER	2	5,463	1,337	20%	6,802
CLEVELAND CLINIC MARTIN SOUTH HOSPITAL	1	6,113	664	10%	6,778
LUMINUS DIAGNOSTICS		6,221	537	8%	6,758
BAPTIST HEALTH SOUTH FLORIDA - COUNTRY WALK URGENT CARE		5,577	1,113	17%	6,690
MEMORIAL HOSPITAL WEST LABORATORY SERVICES	14	5,993	620	9%	6,627
BAPTIST HEALTH - BEACHES		6,097	514	8%	6,611
MEDARBOR DIAGNOSTICS	1	5,489	1,050	16%	6,540
PRECISION HEALTH RESOURCES LLC		6,106	415	6%	6,521
VISTA CLINICAL	8	3,814	2,676	41%	6,498
MEDEXPRESS URGENT CARE	2	4,376	2,086	32%	6,464
FULGENT DIAGNOSTICS	100	5,800	450	7%	6,350
LABSTAT LLC	2	5,917	340	5%	6,259
MORTON PLANT-MEASE	5	5,669	537	9%	6,211
SOUTH BAY HOSPITAL CLINICAL LAB		5,611	595	10%	6,206
ISPM LABS, LLC DBA CAPSTONE DIAGNOSTICS, LLC		5,856	275	4%	6,131
POINCIANA MEDICAL CENTER		4,734	1,347	22%	6,081
ARCPOINT LABS OF FORT MYERS	4	5,281	778	13%	6,063
MEMORIAL HOSPITAL MICRO		5,626	432	7%	6,058
WEST MARION COMMUNITY HOSPITAL LAB		5,110	913	15%	6,023
BAPTIST HEALTH SOUTH FLORIDA - MIAMI LAKES URGENT CARE		4,693	1,268	21%	5,961
ANNE BATES LEACH EYE HOSPITAL/ ABLEH MICROBIOLOGY LABORATORY		5,849	88	1%	5,937
LAKEWOOD RANCH MEDICAL CENTER		5,456	462	8%	5,918
FLORIDA HOSPITAL FISH MEMORIAL	19	5,032	795	14%	5,846
CLEVELAND CLINIC MARTIN NORTH HOSPITAL		5,154	672	12%	5,826
BAYCARE COMMUNITY HEALTH		5,616	160	3%	5,776
ST LUCIE MEDICAL CENTER		4,601	1,101	19%	5,702
CernerELR_Advent		4,965	725	13%	5,690
ST JOSEPHS NORTH HOSPITAL LAB	7	4,833	721	13%	5,561
SANTA ROSA MEDICAL CENTER		4,389	990	18%	5,379

COVID-19: testing by laboratory

Data through Jan 9, 2021 verified as of Jan 10, 2021 at 09:25 AM

Data in this report are provisional and subject to change.

The numbers in the table below represent the number of Florida and non-Florida residents for whom test results were received by the Department of Health. A person can be tested by more than one laboratory and can have both positive and negative results. **Therefore, the sum of the numbers in each column will be larger than the total number of people tested.**

Reporting lab	Inconclusive	Negative	Positive	Percent positive	Total
AVERO DIAGNOSTICS - IRVING	6	4,991	362	7%	5,359
UNKNOWN	3	2,920	2,380	45%	5,303
H LEE MOFFITT CANCER CENTER LABORATORY		5,145	154	3%	5,299
BAPTIST HEALTH SOUTH FLORIDA - WESTCHESTER URGENT CARE		4,336	963	18%	5,299
HIALEAH HOSPITAL	4	4,136	1,151	22%	5,291
MARTIN HOSPITAL SOUTH LAB		4,966	282	5%	5,248
BAPTIST HEALTH SOUTH FLORIDA - DORAL URGENT CARE		4,186	1,054	20%	5,240
IMPERIAL POINT MEDICAL CENTER		4,810	426	8%	5,236
OVIEDO MEDICAL CENTER		4,646	540	10%	5,186
BAPTIST HEALTH - NASSAU		4,901	261	5%	5,162
SUNRISE MEDICAL LABORATORIES	2	4,775	330	6%	5,107
TROPICANA FIELD - LOT 2	19	4,540	467	9%	5,026
HOLIDAY CVS LLC		4,808	214	4%	5,022
BAYFRONT HEALTH - VENICE REGIONAL MEDICAL	1	4,588	410	8%	4,999
FLORIDA HOSPITAL OCALA		4,314	549	11%	4,863
FORT WALTON BEACH MEDICAL CENTER		4,126	700	15%	4,826
NATIONWIDE LABORATORY SERVICES INC	185	3,969	670	14%	4,824
SYNERGY LABORATORIES	7	4,284	528	11%	4,819
ADVENTHEALTH CENTRA CARE WINTER GARDEN	1	4,321	459	10%	4,781
SOUTH FLORIDA BAPTIST HOSPITAL MICRO	4	4,034	703	15%	4,741
ST PETERSBURG GENERAL HOSPITAL		3,970	765	16%	4,735
BAPTIST HEALTH SOUTH FLORIDA - PEMBROKE PINES URGENT CARE		3,973	741	16%	4,714
ADVENTHEALTH CENTRA CARE WINTER PARK		4,310	343	7%	4,653
ADVENTHEALTH CENTRA CARE DR PHILLIPS		4,298	330	7%	4,628
GENE BY GENE, GENOMICS RESEARCH CENTER LAB	39	4,355	207	4%	4,601
FLORIDA HOSPITAL NORTH PINELLAS	11	4,210	356	8%	4,577
NIGHT LITE PEDIATRICS	4	3,317	1,224	27%	4,545
EGLIN AIR FORCE BASE	12	3,285	1,209	27%	4,506
BAPTIST HEALTH SOUTH FLORIDA - CORAL SPRINGS URGENT CARE		3,846	600	13%	4,446
ADVENTHEALTH CENTRA CARE UNIVERSITY		4,085	354	8%	4,439
MOFFITT CANCER CENTER	6	4,324	92	2%	4,422
ADVENTHEALTH CENTRA CARE ST CLOUD		3,854	547	12%	4,401
ADVENTHEALTH CENTRA CARE HUNTERS CREEK		3,804	528	12%	4,332
SARKIS CLINICAL TRIALS	10	3,781	520	12%	4,311
BAYFRONT HEALTH - PORT CHARLOTTE		3,943	363	8%	4,306
SYNERGY DIAGNOSTIC LABORATORY	85	3,779	427	10%	4,291
SOLARIS DIAGNOSTICS	6	3,780	446	11%	4,232
HEALTHQUEST ESOTERICS		3,086	1,129	27%	4,215
DOCTORS URGENT CARE LLC	1	3,398	781	19%	4,180
PUTNAM COMMUNITY MEDICAL CENTER		3,608	532	13%	4,140
UNIVERSITY HOSPITAL AND MEDICAL CENTER		3,188	951	23%	4,139
QDX PATHOLOGY SERVICES	1	3,808	327	8%	4,136
ADVENTHEALTH CENTRA CARE WATERFORD LAKES		3,616	487	12%	4,103
TRINITY SPRINGS		3,510	545	13%	4,055
NIGHT LITE PEDIATRICS URGENT CARE	1	3,413	611	15%	4,025
ADVENTHEALTH CENTRA CARE LEE ROAD		3,647	349	9%	3,996
ACUTIS DIAGNOSTICS	16	3,295	678	17%	3,989

COVID-19: testing by laboratory

Data through Jan 9, 2021 verified as of Jan 10, 2021 at 09:25 AM

Data in this report are provisional and subject to change.

The numbers in the table below represent the number of Florida and non-Florida residents for whom test results were received by the Department of Health. A person can be tested by more than one laboratory and can have both positive and negative results. **Therefore, the sum of the numbers in each column will be larger than the total number of people tested.**

Reporting lab	Inconclusive	Negative	Positive	Percent positive	Total
BAPTIST HEALTH - NORTH		3,095	886	22%	3,981
MEDICAL DNA LABS LLC	2	3,641	323	8%	3,966
PHYSICIANS REGIONAL MEDICAL CENTER - PINE RIDGE RD	1	3,263	690	17%	3,954
MEDEXPRESS URGENT CARE OF BOYNTON BEACH LLC		3,774	176	4%	3,950
CARDIOTROPIC LABS	83	3,141	724	18%	3,948
ADVENTHEALTH CENTRA CARE CLERMONT		3,542	374	10%	3,916
SUNCOAST PATHOLOGY ASSOCIATES		3,564	311	8%	3,875
ANGEL KIDS PEDIATRICS		3,650	215	6%	3,865
ADVENTHEALTH CENTRA CARE LAKELAND	1	3,384	472	12%	3,857
MEASE DUNEDIN HOSPITAL	5	3,511	339	9%	3,855
COMMUNITY HEALTH CENTERS OF PINELLAS INC		3,049	774	20%	3,823
MEDEXPRESS URGENT CARE HUDSON		3,354	464	12%	3,818
ADVENTHEALTH CENTRA CARE SANFORD		3,449	338	9%	3,787
CLINICAL REFERENCE LABORATORY	2	3,624	152	4%	3,778
ATLANTIS URGENT CARE	1	2,554	1,219	32%	3,774
NORTHWEST FLORIDA COMMUNITY HOSPITAL	25	2,641	1,097	29%	3,763
PALMS OF PASADENA HOSPITAL		3,327	425	11%	3,752
ADVENTHEALTH CENTRA CARE APOPKA		3,306	443	12%	3,749
ADVENTHEALTH CENTRA CARE LAKE MARY		3,373	322	9%	3,695
WESTCHESTER HOSPITAL	23	2,974	693	19%	3,690
ADVENTHEALTH CENTRA CARE KISSIMMEE		3,365	316	9%	3,681
BAPTIST HEALTH SOUTH FLORIDA - CORAL GABLES (UNIVERSITY) URGENT CARE		3,212	458	12%	3,670
BAPTIST HEALTH SOUTH FLORIDA - TAMiami TRAIL URGENT CARE		2,913	731	20%	3,644
DOCTORS HOSPITAL OF SARASOTA CLINICAL LABORATORY		3,186	442	12%	3,628
RAULERSON HOSPITAL		3,005	614	17%	3,619
CLARITY LAB SOLUTIONS LLC		3,608	4	0%	3,612
ADVENTIST HEALTH SYSTEMS, SUNBELT INC		3,214	359	10%	3,573
BAPTIST HEALTH SOUTH FLORIDA - PINECREST URGENT CARE		3,081	478	13%	3,559
THE CENTER FOR URGENT CARE	3	2,916	622	18%	3,541
URGENT CARE CURE	2	3,038	472	13%	3,512
EMPIRE CITY LABORATORIES INC	34	2,978	440	13%	3,452
BAPTIST HEALTH SOUTH FLORIDA - CORAL GABLES URGENT CARE		2,883	548	16%	3,431
MEDEXPRESS URGENT CARE - ESTERO		3,129	288	8%	3,417
BAPTIST HEALTH SOUTH FLORIDA - KENDALE LAKES URGENT CARE		2,670	697	21%	3,367
ADVENTHEALTH CENTRA CARE MOUNT DORA		3,002	335	10%	3,337
MEMORIAL HOSPITAL- MIRAMAR	12	3,061	258	8%	3,331
DOCTORS URGENT CARE OF LUTZ LLC	1	2,608	704	21%	3,313
MIDWAY SPECIALTY CARE CENTER DIAGNOSTICS	38	3,050	218	7%	3,306
AHCC WESLEY CHAPEL		2,991	298	9%	3,289
ADVENTHEALTH CENTRA CARE ALTAMONTE		2,961	312	10%	3,273
BETHESDA HOSPITAL WEST		2,968	299	9%	3,267
COASTAL MED URGENT CARE		1,973	1,291	40%	3,264
BAPTIST HEALTH SOUTH FLORIDA - PALMETTO BAY URGENT CARE		2,727	527	16%	3,254
TWIN CITIES HOSPITAL	1	2,844	391	12%	3,236
HEALTH FIRST ADVENTHEALTH CENTRA CARE GATEWAY	1	2,918	292	9%	3,211
MICROGEN DX	1	2,606	560	18%	3,167
PARAMOUNT URGENT CARE		1,580	1,547	49%	3,127

COVID-19: testing by laboratory

Data through Jan 9, 2021 verified as of Jan 10, 2021 at 09:25 AM

Data in this report are provisional and subject to change.

The numbers in the table below represent the number of Florida and non-Florida residents for whom test results were received by the Department of Health. A person can be tested by more than one laboratory and can have both positive and negative results. **Therefore, the sum of the numbers in each column will be larger than the total number of people tested.**

Reporting lab	Inconclusive	Negative	Positive	Percent positive	Total
BAYFRONT HEALTH - SEVEN RIVERS		2,824	289	9%	3,113
MINUTECLINIC LLC #3703		2,621	479	15%	3,100
ADVENTHEALTH CENTRA CARE OVIEDO		2,748	348	11%	3,096
MINUTECLINIC		2,663	394	13%	3,057
TALLAHASSEE PRIMARY CARE ASSOCIATES		2,681	375	12%	3,056
MEDEXPRESS URGENT CARE - WEST TAMPA		2,805	243	8%	3,048
ADVENTHEALTH CENTRA CARE AZALEA PARK		2,687	361	12%	3,048
ASCENSION SACRED HEART - EMERALD COAST		2,501	524	17%	3,025
BAPTIST HEALTH SOUTH FLORIDA - DAVIE URGENT CARE		2,529	491	16%	3,020
PEDIATRIC HEALTH CARE ALLIANCE PA		2,745	271	9%	3,016
MEDEXPRESS URGENT CARE - ROYAL PALM BEACH		2,758	212	7%	2,970
HEALTH FIRST ADVENTHEALTH CENTRA CARE TITUSVILLE		2,684	264	9%	2,948
BAPTIST HEALTH SOUTH FLORIDA - WESTON URGENT CARE		2,620	319	11%	2,939
ADVENTHEALTH CENTRA CARE ORANGE LAKE		2,645	294	10%	2,939
INDIAN RIVER MEDICAL CENTER		2,490	446	15%	2,936
BAYFRONT HEALTH - BROOKSVILLE		2,568	361	12%	2,929
ADVENT HEALTH - HEART OF FLORIDA ER	1	2,551	372	13%	2,924
ADVENTHEALTH CENTRA CARE PORT ORANGE		2,699	207	7%	2,906
MEDEXPRESS URGENT CARE PALM BEACH GARDENS		2,747	156	5%	2,903
MEDEXPRESS URGENT CARE - GOLDEN GATE		2,652	245	8%	2,897
STONE CLINICAL LABORATORIES		2,789	96	3%	2,885
ADVENTHEALTH CENTRA CARE LONGWOOD		2,667	215	7%	2,882
US BIOTEK LABORATORIES	8	2,544	310	11%	2,862
ADVENTHEALTH CENTRA CARE SAND LAKE		2,650	200	7%	2,850
WALGREENS ORLANDO	3	2,506	334	12%	2,843
BAYA PHARMACY & URGENT CARE		1,995	830	29%	2,825
VETERANS AFFAIRS MEDICAL CENTER - ORLANDO		1,343	1,477	52%	2,820
MEDCOMP SCIENCES LLC	29	1,321	1,435	52%	2,785
WALGREEN CO	2	2,453	317	11%	2,772
LAKE SIDE MEDICAL CENTER		2,181	582	21%	2,763
NCH DOWNTOWN NAPLES HOSPITAL	10	2,415	325	12%	2,750
DOCTORS TEST CENTERS		2,405	345	13%	2,750
BARTOW REGIONAL MEDICAL CENTER	1	2,336	405	15%	2,742
EMERALD COAST URGENT CARE		2,077	663	24%	2,740
AMELIA URGENT CARE		1,489	1,243	45%	2,732
ENGLEWOOD COMMUNITY HOSPITAL		2,447	264	10%	2,711
HealthSentry_UHS	1	2,448	241	9%	2,690
MEDEXPRESS URGENT CARE - LAKELAND		2,392	282	11%	2,674
CENTRA CARE - WATERFORD LAKES		2,097	575	22%	2,672
BAPTIST HEALTH URGENT CARE AT SAWGRASS		2,219	429	16%	2,648
NCH NORTH NAPLES HOSPITAL	4	2,246	390	15%	2,640
ESCAMBIA COMMUNITY CLINICS INC	7	1,903	714	27%	2,624
DESOTO MEMORIAL HOSPITAL	3	2,157	463	18%	2,623
BAPTIST HEALTH SOUTH FLORIDA - BRICKELL URGENT CARE		2,180	442	17%	2,622
PRECISION HEALTH SOLUTIONS		2,513	84	3%	2,597
ADVENTHEALTH CENTRA CARE LEESBURG		2,276	312	12%	2,588
CITRUS MEMORIAL HOSPITAL LABORATORY		2,225	342	13%	2,567

COVID-19: testing by laboratory

Data through Jan 9, 2021 verified as of Jan 10, 2021 at 09:25 AM

Data in this report are provisional and subject to change.

The numbers in the table below represent the number of Florida and non-Florida residents for whom test results were received by the Department of Health. A person can be tested by more than one laboratory and can have both positive and negative results. **Therefore, the sum of the numbers in each column will be larger than the total number of people tested.**

Reporting lab	Inconclusive	Negative	Positive	Percent positive	Total
ADVENTHEALTH CENTRA CARE SOUTH ORANGE		2,290	263	10%	2,553
ADVENT HEALTH - OCALA		2,124	423	17%	2,547
HIGHLANDS REGIONAL MEDICAL CENTER		1,978	567	22%	2,545
FLORIDA FAMILY LABORATORY, INC DBA	6	2,332	202	8%	2,540
SELECT LABORATORIES - MARION COUNTY, FL LLC	3	2,352	184	7%	2,539
MEMORIAL HOSPITAL PEMBROKE	3	2,215	293	12%	2,511
BMCT Molecular Diagnostics Subsection		2,055	442	18%	2,497
HOLIDAY CVS LLC DBA CVS PHARMACY #5154		2,385	61	2%	2,446
ADVENTHEALTH PROMPT CARE	1	1,689	749	31%	2,439
BAYFRONT HEALTH - PUNTA GORDA		2,264	167	7%	2,431
PALMS MEDICAL GROUP	5	1,693	714	30%	2,412
EMERALD COAST URGENT CARE LLC		1,739	628	27%	2,367
ADVENTHEALTH CENTRA CARE COLONIAL TOWN	1	2,124	198	9%	2,323
EMERALD COAST URGENT CARE, LLC	1	1,735	585	25%	2,321
SPORTS DRUG TESTING LABORATORY	39	2,205	71	3%	2,315
LEE HEALTH - COCONUT POINT CLINICAL LAB	2	1,872	433	19%	2,307
BAYFRONT HEALTH - SPRING HILL		2,082	208	9%	2,290
COMMUNITY HEALTH NORTHWEST FLORIDA	4	1,739	536	24%	2,279
NCF DIAGNOSTICS & DNA TECHNOLOGIES LAB	67	1,925	287	13%	2,279
PRIMEHEALTH URGENT CARE	1	1,865	360	16%	2,226
MEDEXPRESS URGENT CARE CAPE CORAL		1,884	326	15%	2,210
HEALTH FIRST ADVENTHEALTH CENTRA CARE COCOA		2,017	182	8%	2,199
CENTRA CARE SAINT CLOUD	1	1,885	303	14%	2,189
BAPTIST HEALTHCARE - GULF BREEZE HOSPITAL	3	1,794	366	17%	2,163
PHYSICIANS STAT LAB	3	1,041	1,117	52%	2,161
MEDEXPRESS URGENT CARE - DELAND		1,961	198	9%	2,159
MARINERS HOSPITAL		1,956	201	9%	2,157
BAPTIST HEALTH EMERGENCY CENTER COUNTRY WALK	1	1,789	344	16%	2,134
LOWER KEYS MEDICAL CENTER		1,890	243	11%	2,133
BAPTIST HEALTH - CLAY		1,793	322	15%	2,115
SCION LAB SERVICES LLC	21	1,908	159	8%	2,088
ADVENT HEALTH - NEW SMYRNA		1,624	452	22%	2,076
PHYSICIANS REGIONAL MEDICAL CENTER - COLLIER BLVD	1	1,522	544	26%	2,067
HEALTH FIRST ADVENTHEALTH CENTRA CARE MALABAR		1,863	199	10%	2,062
NXGEN MDX LLC	4	1,843	203	10%	2,050
BAPTIST HEALTH - OAKLEAF		1,680	366	18%	2,046
PROHEALTH		709	1,335	65%	2,044
VENTURE MEDICAL OF FLORIDA LLC		1,869	164	8%	2,033
BAPTIST HEALTH SOUTH FLORIDA - MIAMI BEACH URGENT CARE		1,736	283	14%	2,019
DOC SMILEY'S URGENT CARE		1,706	247	13%	1,953
MINUTECLINIC LLC # 0709		1,666	284	15%	1,950
ADVENTIST HEALTH SYSTEMS SUNBELT IN DBA		1,791	159	8%	1,950
MEDEXPRESS URGENT CARE LEHIGH ACRES		1,700	224	12%	1,924
PREMIER URGENT CARE OF BREVARD LLC		1,605	287	15%	1,892
ADVENTHEALTH CENTRA CARE KIDS LAKE MARY		1,754	113	6%	1,867
PARAMOUNT URGENT CARE - WINDERMERE		1,109	746	40%	1,855
PHARMCO RX	1	1,696	154	8%	1,851

COVID-19: testing by laboratory

Data through Jan 9, 2021 verified as of Jan 10, 2021 at 09:25 AM

Data in this report are provisional and subject to change.

The numbers in the table below represent the number of Florida and non-Florida residents for whom test results were received by the Department of Health. A person can be tested by more than one laboratory and can have both positive and negative results. **Therefore, the sum of the numbers in each column will be larger than the total number of people tested.**

Reporting lab	Inconclusive	Negative	Positive	Percent positive	Total
ASSOCIATED PATHOLOGISTS, LLC	3	1,504	328	18%	1,835
MEDEXPRESS FORT MYERS		1,592	232	13%	1,824
ADVENT HEALTH CENTRA CARE -WINTER PARK KIDS URGENT CARE	3	1,637	174	10%	1,814
LEE HEALTH CONVENIENT CARE - PAGE FIELD		1,509	304	17%	1,813
LABORATORY OF FLORIDA LLC	40	1,641	112	6%	1,793
TAMPA COMMUNITY HOSPITAL		1,445	278	16%	1,723
MEDEXPRESS PORT CHARLOTTE		1,571	139	8%	1,710
GESSLER CLINIC		1,072	628	37%	1,700
MINUTECLINIC LLC #3631		1,419	277	16%	1,696
JW PLASTIC SURGERY		1,449	244	14%	1,693
GENUS3		1,626	67	4%	1,693
PRIMEHEALTH URGENT CARE INC		1,455	232	14%	1,687
MINUTECLINIC LLC 5852		1,413	259	15%	1,672
DONALD W ROBERTSON DO PA		1,256	408	25%	1,664
FLOWERS HOSPITAL		1,515	149	9%	1,664
MEDONE PLLC		1,261	353	22%	1,614
PARAMOUNT URGENT CARE - ORLANDO		1,062	532	33%	1,594
MEDEXPRESS URGENT CARE CORAL SPRINGS		1,435	147	9%	1,582
MEDEXPRESS URGENT CARE - VERO BEACH		1,380	200	13%	1,580
PRO CLINIC		1,362	209	13%	1,571
FLORIDA MEDICAL CLINIC	3	789	772	49%	1,564
OPTEO LABORATORY		1,530	33	2%	1,563
SPARROW HEALTHCARE	2	1,339	216	14%	1,557
ACCU REFERENCE MEDICAL LAB		1,090	458	30%	1,548
MELBOURNE MEDICAL LABORATORY☐	2	1,334	199	13%	1,535
MC DIAGNOSTIC OF CONNECTICUT, PC #2220		1,287	240	16%	1,527
ADVENTHEALTH CENTRA CARE		1,342	168	11%	1,510
DYNIX DIAGNOSTIX		1,258	245	16%	1,503
MEDEXPRESS URGENT CARE - CLEWISTON		1,270	227	15%	1,497
NORTH SHORE LONG ISLAND JEWISH HEALTH		1,418	65	4%	1,483
PARAMOUNT URGENT CARE - OVIEDO		909	558	38%	1,467
MEDFAST URGENT CARE CENTERS LLC		148	1,310	90%	1,458
FLORIDA COMMUNITY HEALTH CENTER		1,196	258	18%	1,454
BRASHEAR'S VITAL CARE CORP		1,061	372	26%	1,433
UHEALTH DEERFIELD BEACH/UMSYLVESTER DEERFIELD BEACH LABORATORY	3	1,372	55	4%	1,430
BIOCERNA LLC	9	1,248	164	12%	1,421
JACKSON HOSPITAL CLINICAL LABORATORY		1,219	200	14%	1,419
MARTIN HEALTH SYSTEM - ST LUCIE WEST		1,279	139	10%	1,418
PATIENTS CHOICE LABORATORIES		828	588	42%	1,416
ADVENTHEALTH CENTRA CARE CONWAY		1,206	206	15%	1,412
DR G'S URGENT CARE		1,231	172	12%	1,403
ADVANCE MEDICAL OF NAPLES		309	1,092	78%	1,401
BARDMOOR LABORATORY	9	1,188	200	14%	1,397
IGENOMIX USA LLC	40	1,230	122	9%	1,392
LABTECH DIAGNOSTIC		1,137	253	18%	1,390
UNIVERSITY OF NORTH FLORIDA STUDENT HEALTH		1,342	31	2%	1,373
NCH NORTHEAST	6	1,027	333	24%	1,366

COVID-19: testing by laboratory

Data through Jan 9, 2021 verified as of Jan 10, 2021 at 09:25 AM

Data in this report are provisional and subject to change.

The numbers in the table below represent the number of Florida and non-Florida residents for whom test results were received by the Department of Health. A person can be tested by more than one laboratory and can have both positive and negative results. **Therefore, the sum of the numbers in each column will be larger than the total number of people tested.**

Reporting lab	Inconclusive	Negative	Positive	Percent positive	Total
ASCENSION ST VINCENT'S - SOUTHSIDE		1,309	49	4%	1,358
MINUTECLINIC LLC #4415		1,095	256	19%	1,351
CAREFAST+		860	485	36%	1,345
CARENOW URGENT CARE		798	524	40%	1,322
BAY MEDICAL CENTER SACRED HEART HEALTH SYSTEM		966	355	27%	1,321
SHELL POINT NURSING PAVILION	1	1,275	42	3%	1,318
MINUTECLINIC LLC #5249		1,023	295	22%	1,318
PHYSICIAN ASSOCIATES		1,162	146	11%	1,308
ASSURANCE SCIENTIFIC LABORATORIES	1	1,029	268	21%	1,298
ADVENT HEALTH - DADE CITY		1,153	143	11%	1,296
ARCPOINT LABS		774	518	40%	1,292
BAPTIST HEALTH SOUTH FLORIDA - COUNTRY WALK URGENT CARE EXPRESS		1,115	176	14%	1,291
PARRISH MEDICAL CENTER	1	1,098	143	12%	1,242
MEDEXPRESS URGENT CARE BOCA RATON		1,152	89	7%	1,241
MINUTECLINIC LLC #5253		1,049	181	15%	1,230
MEDRITE MEDICAL CARE, PC	590	567	65	5%	1,222
CLINICORE		1,124	91	7%	1,215
PATIENTS FIRST - THOMASVILLE ROAD		1,064	143	12%	1,207
ASCENSION SACRED HEART - GULF		908	296	25%	1,204
ACCESS MEDICAL LABS		746	448	38%	1,194
QUICK CARE MED PL	2	1,017	173	15%	1,192
EMERGENCY PHYSICIANS MEDICAL CENTER		270	921	77%	1,191
MINUTECLINIC LLC #3463		1,009	181	15%	1,190
UNIVERSITY OF ALABAMA AT BIRMINGHAM		1,158	31	3%	1,189
TEMPUS CLINICAL LABORATORY	9	1,050	130	11%	1,189
AMELIA EXPRESS CARE LLC		1,020	153	13%	1,173
NYU HOSPITALS CENTER CLINICAL LABORATORIES		1,126	35	3%	1,161
BAPTIST HEALTH SOUTH FLORIDA - KEY BISCANE URGENT CARE EXPRESS		1,026	135	12%	1,161
PARAMOUNT URGENT CARE INC		286	858	75%	1,144
ACCESS POINT HEALTHCARE URGENT & PRIMARY CARE		781	341	30%	1,122
CAPSTONE HEALTHCARE		782	328	30%	1,110
VAVA PARTNERS LLC		437	669	60%	1,106
AMELIA EXPRESS CARE		643	462	42%	1,105
GENESIS LABORATORY MANAGEMENT	9	917	175	16%	1,101
MINUTECLINIC LLC		942	159	14%	1,101
VERITAS GENETICS	61	932	103	9%	1,096
NEIGHBORHOOD MEDICAL CENTER INC	16	952	119	11%	1,087
MINUTECLINIC LLC #5854		903	181	17%	1,084
TOM LEE COMMUNITY HEALTH CENTER		742	336	31%	1,078
DOC SMILEYS URGENT CARE LLC		867	204	19%	1,071
RAINBOW RIVER MEDICAL LABORATORY		977	82	8%	1,059
BAYFRONT HEALTH - CITRUS HILLS		886	169	16%	1,055
COASTAL LABORATORIES		796	253	24%	1,049
MINUTECLINIC LLC #5190		867	181	17%	1,048
LAB24 INC	3	368	665	64%	1,036
MINI ER WATERFORD LAKES, THE		878	152	15%	1,030
MEDEXPRESS URGENT CARE - JAX ATLANTIC BLVD		897	128	12%	1,025

COVID-19: testing by laboratory

Data through Jan 9, 2021 verified as of Jan 10, 2021 at 09:25 AM

Data in this report are provisional and subject to change.

The numbers in the table below represent the number of Florida and non-Florida residents for whom test results were received by the Department of Health. A person can be tested by more than one laboratory and can have both positive and negative results. **Therefore, the sum of the numbers in each column will be larger than the total number of people tested.**

Reporting lab	Inconclusive	Negative	Positive	Percent positive	Total
EPN URGENT CARE NAPLES	2	746	275	27%	1,023
PHYSICIANS PRIMARY CARE	2	860	158	15%	1,020
LAKE WALES MEDICAL CENTER INC		887	121	12%	1,008
HOLMES REG MED CENTER CLINICAL LAB		811	174	18%	985
MINUTECLINIC LLC #7886		855	124	13%	979
VERITOR		850	124	13%	974
UHEALTH CLINIC AT WALGREENS		796	174	18%	970
HOLIDAY CVS LLC DBA CVSPHARMACY #5155		935	34	4%	969
PENSACOLA PEDIATRICS PA	1	848	120	12%	969
CHARLES AIESI CONSULTING INC	4	861	101	10%	966
NORTH FLORIDA PEDIATRICS-TALLAHASSEE		871	74	8%	945
BAPTIST HEALTHCARE - JAY HOSPITAL		688	250	27%	938
VRL EUROFINs - DALLAS		913	13	1%	926
WHITE WILSON MEDICAL CENTER		118	807	87%	925
STAGEZERO LIFE SCIENCES INC	2	829	83	9%	914
SMA LAB	5	819	89	10%	913
TREASURE COAST MEDICAL ASSOCIATES INC		620	289	32%	909
PEDIATRIC HEALTH CARE ALLIANCE - NORTHDALe		834	75	8%	909
BAPTIST HEALTH EMERGENCY CENTER AT WEST CORAL WAY		676	226	25%	902
NCHMD INC		726	173	19%	899
BOND URGENT CARE LLC		653	245	27%	898
GENE TOX WORLDWIDE	60	736	100	11%	896
MINUTECLINIC LLC #1067		771	123	14%	894
FAST TRACK URGENT CARE CENTER		4	886	100%	890
STEWART REFERENCE LABORATORY	1	544	322	37%	867
MINUTECLINIC LLC #8396		732	134	15%	866
SOLARIS HEALTHCARE PALATKA		847	18	2%	865
INTELEX LABS, LLC		830	25	3%	855
MINUTECLINIC LLC #3705		749	105	12%	854
HISTOPATHOLOGY SERVICES, LLC		756	95	11%	851
ED FRASER MEMORIAL HOSPITAL		668	181	21%	849
ST ANNES NURSING CENTER		822	20	2%	842
LENCO MEDICAL LABORATORY		806	29	3%	835
MINUTECLINIC LLC #5069		692	137	17%	829
PARAMOUNT URGENT CARE VILLAGES		542	286	35%	828
FLORIDA HOSPITAL ORLANDO		743	74	9%	817
MINUTECLINIC LLC #5214		727	87	11%	814
MINUTE CLINIC LLC		692	121	15%	813
MINUTECLINIC LLC #3662		673	133	17%	806
ASCENSION ST VINCENT'S - CLAY		775	29	4%	804
CAREFAST MURABELLA		501	302	38%	803
NITE LITE PEDIATRICS		233	561	71%	794
PALM HARBOR PHARMACY		687	107	13%	794
PRIMARY CARE OF THE TREASURE COAST		700	90	11%	790
PHAROS HEALTH		623	167	21%	790
COASTAL PEDIATRIC GROUP		684	103	13%	787
ELLENTON URGENT CARE		573	212	27%	785

COVID-19: testing by laboratory

Data through Jan 9, 2021 verified as of Jan 10, 2021 at 09:25 AM

Data in this report are provisional and subject to change.

The numbers in the table below represent the number of Florida and non-Florida residents for whom test results were received by the Department of Health. A person can be tested by more than one laboratory and can have both positive and negative results. **Therefore, the sum of the numbers in each column will be larger than the total number of people tested.**

Reporting lab	Inconclusive	Negative	Positive	Percent positive	Total
MINUTECLINIC LLC # 0514		675	109	14%	784
NAPLES URGENT CARE	1	499	282	36%	782
MARION E FETHER MEDICAL CENTER, THE		717	62	8%	779
CENTRA CARE		445	324	42%	769
MACDILL AIR FORCE BASE		709	51	7%	760
LABORATORY SPECIALISTS OF MICHIGAN		572	183	24%	755
OPTUM LABS LLC		636	119	16%	755
MINUTECLINIC LLC #7887		665	86	11%	751
TYNDALL AIR FORCE BASE		572	171	23%	743
FLAGLER HOSPITAL LABORATORY	8	31	701	95%	740
DYNIX DIAGNOSTICS	2	522	216	29%	740
MINUTECLINIC LLC # 3579		619	118	16%	737
DEPARTMENT OF CLINICAL LABS		722	14	2%	736
Community_Health		594	140	19%	734
INTEGRITY LABORATORIES, LLC	1	589	138	19%	728
NONE		308	417	58%	725
MINUTECLINIC LLC #1055		545	174	24%	719
THE HEALTH CENTER OF PLANT CITY		669	49	7%	718
EUROFINS NTD, LLC		682	35	5%	717
DISNEY COVID TEST SITE		703	9	1%	712
ADVENT HEALTH LAB - ORLANDO		430	282	40%	712
TACACHALE CLINICAL LABORATORY		684	26	4%	710
BROWNWOOD CARE CENTER		631	77	11%	708
MINUTECLINIC, LLC (CLINIC 10699)		598	106	15%	704
MINUTECLINIC LLC #1771		571	126	18%	697
MINUTECLINIC LLC # 3686		569	118	17%	687
PREMIER MEDICAL LABORATORY SERVICES	1	463	222	32%	686
ADVENTHEALTH EXPRESS CARE		446	239	35%	685
LAKELAND REGIONAL HEALTH - PWC/OB		36	646	95%	682
MINUTECLINIC, LLC DBA MINUTECLINIC #4717		656	22	3%	678
GENEIQ		635	37	6%	672
MINI ER ADULT AND PEDIATRIC URGENT CARE		574	98	15%	672
PROJECT HEALTH, INC SUMTERVILLE	5	540	124	19%	669
NORTH OKALOOSA MEDICAL CENTER		401	266	40%	667
MINUTECLINIC LLC #7173		590	76	11%	666
FLORIDA DEPARTMENT OF HEALTH IN POLK COUNTY	2	488	176	26%	666
Tampa Lakes Health and Rehabilitation Center	2	592	68	10%	662
PATIENTS FIRST LAKE ELLA MEDICAL CENTER		580	81	12%	661
VENICE REGIONAL MEDICAL CENTER		573	86	13%	659
BAPTIST HEALTH - MD ANDERSON CANCER CENTER		653	4	1%	657
NCH HEALTHCARE SYSTEM MICROBIOLOGY LAB		1	654	100%	655
WILLOWBROOKE COURT AT EDGEWATER POINTE ESTATES		645	8	1%	653
BLUE MED CONSULTANTS		634	18	3%	652
CENTRA CARE – SOUTH ORANGE		476	175	27%	651
MINUTECLINIC LLC #3635		567	83	13%	650
MINUTECLINIC LLC #3291		566	83	13%	649
VITAS HEALTHCARE CORPORATION OF FLA		645	3	0%	648

COVID-19: testing by laboratory

Data through Jan 9, 2021 verified as of Jan 10, 2021 at 09:25 AM

Data in this report are provisional and subject to change.

The numbers in the table below represent the number of Florida and non-Florida residents for whom test results were received by the Department of Health. A person can be tested by more than one laboratory and can have both positive and negative results. **Therefore, the sum of the numbers in each column will be larger than the total number of people tested.**

Reporting lab	Inconclusive	Negative	Positive	Percent positive	Total
LEE COUNTY EMERGENCY MEDICAL SERVICE		568	80	12%	648
ARCPPOINT LABS OF CORAL SPRINGS FL		583	63	10%	646
MEDICAL FP – WHOLE FAMILY HEALTH CENTER		529	117	18%	646
MINUTECLINIC LLC # 3930		543	102	16%	645
MAVERICK LABS		456	186	29%	642
ADDICTION LABS OF AMERICA	3	588	47	7%	638
NORTH FLORIDA PEDIATRICS - LAKE CITY		473	164	26%	637
Victoria Nursing and Rehabilitation Center		595	40	6%	635
DOCTOR'S MEMORIAL HOSPITAL		480	151	24%	631
WHOLE FAMILY HEALTH CENTER INC		489	141	22%	630
CVS HEALTH		447	177	28%	624
ADVENT HEALTH CENTRA CARE - MOUNT DORA		276	348	56%	624
NORTH SHORE LIJ URGENT CARE PC		593	31	5%	624
MINUTECLINIC LLC #3814		482	139	22%	621
KENDALL HEALTHCARE PROPERTIES DBA	2	588	26	4%	616
MINUTECLINIC LLC #4458		479	136	22%	615
PARAMOUNT URGENT CARE - CLERMONT		458	157	26%	615
HOLY CROSS HOSPITAL		12	598	98%	610
COVANCE CLINICAL RESEARCH UNIT INC		594	14	2%	608
PRIMARY CARE SERVICES AT INDIAN RIVER ESTATES		597	10	2%	607
MINUTECLINIC, LLC #4015		443	161	27%	604
MINUTECLINIC LLC #3003		455	147	24%	602
ALTRU DIAGNOSTICS INC	2	573	26	4%	601
PATIENTS FIRST - MAHAN DRIVE		164	435	73%	599
ANY LAB TEST NOW	1	397	200	33%	598
PALACE NURSING HOME & REHAB CENTER		568	28	5%	596
SANTA ROSA MEDICAL GROUP		480	114	19%	594
MINUTECLINIC LLC #1821		522	71	12%	593
C.W. BILL YOUNG VA MEDICAL CENTER	1	17	563	97%	581
POINT OF CARE TESTING SITE		556	24	4%	580
ADVENT HEALTH CENTRA CARE - WATERFORD LAKES		481	94	16%	575
NORTHEAST FLORIDA NEUROLOGY CLINICS, INC		492	82	14%	574
SOLARIS HEALTHCARE CHARLOTTE HARBOR		530	38	7%	568
MOUNT SINAI LABORATORY		542	25	4%	567
MINUTECLINIC LLC #7973		471	95	17%	566
APALACHEE CORRECTIONAL INSTITUTION EAST UNIT		550	15	3%	565
VETERANS AFFAIRS MEDICAL CENTER - JAMES A HALEY			562	100%	562
MANOR PINES CONVALESCENT CENTER LLC	1	543	17	3%	561
UNIVERSITY OF WEST FLORIDA STUDENT HEALTH SERVICES	1	458	101	18%	560
MIAMI JEWISH HEALTH SYSTEMS		520	29	5%	549
VITAE DIAGNOSTICS		534	13	2%	547
MINUTECLINIC LLC #7225		460	85	16%	545
HOLMES REGIONAL MEDICAL CENTER		5	538	99%	543
MYTEST DIAGNOSTICS		503	40	7%	543
TENNESSEE DOH - NASHVILLE	2	478	62	11%	542
MINUTECLINIC LLC #4024		456	86	16%	542
PALM GARDEN OF PORT SAINT LUCIE		535	5	1%	540

COVID-19: testing by laboratory

Data through Jan 9, 2021 verified as of Jan 10, 2021 at 09:25 AM

Data in this report are provisional and subject to change.

The numbers in the table below represent the number of Florida and non-Florida residents for whom test results were received by the Department of Health. A person can be tested by more than one laboratory and can have both positive and negative results. **Therefore, the sum of the numbers in each column will be larger than the total number of people tested.**

Reporting lab	Inconclusive	Negative	Positive	Percent positive	Total
COASTAL URGENT CARE		424	114	21%	538
NORTH FLORIDA PEDIATRICS PA - SUWANNEE		436	102	19%	538
LIFE CARE CENTER OF ORANGE PARK		512	26	5%	538
JOHN KNOX VILLAGE HEALTH CENTER		523	14	3%	537
ST JOHN'S NURSING CENTER		524	13	2%	537
The Sands at South Beach		533	4	1%	537
TREE HOUSE PEDIATRICS PLLC		485	50	9%	535
CONSULATE HEALTH CARE OF NEW PORT RICHEY	2	477	54	10%	533
NCF DIAGNOSTICS & DNA TECHNOLOGIES	15	199	318	60%	532
ECCOLAB GROUP	1	143	388	73%	532
MINUTECLINIC LLC #3285		454	78	15%	532
SOUTHEAST ALABAMA MEDICAL CENT		482	49	9%	531
GULF COAST VILLAGE		504	26	5%	530
GOLDEN GLADES NURSING & REHABILITATION CTR		519	8	2%	527
SHORELINE PHYSICIAN GROUP		333	190	36%	523
MINUTECLINIC, LLC #3204		419	103	20%	522
LIFE CARE CENTER OF NEW PORT RICHEY		489	31	6%	520
GULF COAST MOLECULAR LABORATORIES	12	428	78	15%	518
SEBASTIAN RIVER MEDICAL CENTER	2	401	115	22%	518
MED FAST URGENT CARE CENTER		260	255	50%	515
INTERLACHEN PEDIATRICS		491	23	4%	514
MID-FLORIDA PATHOLOGY		403	110	21%	513
HMA SANTA ROSA MEDICAL CENTER LLC DBA		397	116	23%	513
XYZ LABORATORY	6	451	56	11%	513
MEDICAL VB		392	120	23%	512
KEYS AHEC SCHOOL MEDICAL CLINIC	6	442	64	13%	512
CREEKSIDE CARE CENTER	1	424	84	17%	509
CONSULATE HEALTHCARE OF VERO BEACH	13	437	59	12%	509
MINUTECLINIC LLC #3257		399	107	21%	506
ETHOS WELLNESS PHARMACY		469	35	7%	504
Signature HealthCare Center of Waterford		478	26	5%	504
FISHERMENS HOSPITAL CLINICAL LAB		463	39	8%	502
READY RESPONDERS FLORIDA, PLLC		432	69	14%	501
COASTAL PHYSICIANS, LLC		365	134	27%	499
MOLECULAR INFECTIOUS DISEASES		492	7	1%	499
THE PRESERVE		491	6	1%	497
MINUTECLINIC LLC #5216		406	90	18%	496
DAVITA LABORATORY		426	70	14%	496
VETERANS AFFAIRS MEDICAL CENTER - BAY PINES		17	478	97%	495
WOODLANDS MEDICAL SPECIALISTS		346	149	30%	495
LIFE CARE CENTER OF HILLIARD		480	13	3%	493
MINUTECLINIC LLC #476		414	79	16%	493
CLINICAL PATHOLOGY LABS		386	106	22%	492
Point of Care Testing	1	106	384	78%	491
BROAD INSTITUTE CLINICAL SEQUENCING RESEARCH PLATFORM	1	476	13	3%	490
CLEWISTON NURSING AND REHABILITATION CENTER		482	7	1%	489
ADVENT HEALTH CENTRA CARE - PORT ORANGE		65	423	87%	488

COVID-19: testing by laboratory

Data through Jan 9, 2021 verified as of Jan 10, 2021 at 09:25 AM

Data in this report are provisional and subject to change.

The numbers in the table below represent the number of Florida and non-Florida residents for whom test results were received by the Department of Health. A person can be tested by more than one laboratory and can have both positive and negative results. **Therefore, the sum of the numbers in each column will be larger than the total number of people tested.**

Reporting lab	Inconclusive	Negative	Positive	Percent positive	Total
VILLA MARIA NURSING & REHAB CENTER INC	1	469	11	2%	481
PALM GARDEN OF VERO BEACH		445	35	7%	480
THERADOC		152	328	68%	480
CLARITY LABS		412	64	13%	476
PROHEALTH MEDICAL CLINIC		65	410	86%	475
JACKSON MEMORIAL LONG TERM CARE CENTER		459	15	3%	474
MINUTECLINIC LLC #3654		390	82	17%	472
PALM BAY HOSPITAL CLINICAL LABORATORY		280	191	41%	471
MINUTECLINIC LLC #3648		369	101	21%	470
EDEN SPRINGS NURSING AND REHAB CENTER		369	99	21%	468
ST CLOUD REGIONAL MEDICAL CENTER CLINICAL LAB		394	69	15%	463
MIDWAY SPECIATLY CARE CENTER		277	186	40%	463
FORT MYERS INTERNAL MEDICINE, LLC		417	42	9%	459
MINUTECLINIC LLC #4201		407	51	11%	458
RIVER GARDEN HEBREW HOME FOR THE AGED		402	52	11%	454
EMERALD SHORES HEALTH AND REHABILITATION		367	86	19%	453
MEMORIAL PEMBROKE 24/7 CARE CENTER		345	108	24%	453
NEW YORK HOSPITAL LABORATORIES	1	439	12	3%	452
BALDOMERO LOPEZ STATE VETERANS NURSING HOME	2	446	2	0%	450
MINUTECLINIC LLC # 7933		381	68	15%	449
FIU-HEALTH AUXILIARY LABORATORY		418	31	7%	449
CATALYST WALK IN CLINIC		339	106	24%	445
HEALTH CENTER AT BRENTWOOD	1	404	40	9%	445
ENZO CLINICAL LABS INC	2	422	19	4%	443
INTERLACHEN PEDIATRICS PA		415	27	6%	442
JUPITER MEDICAL CENTER URGENT CARE		269	172	39%	441
Crestview Rehabilitation Center	3	310	124	28%	437
SMA SPECIALTY MEDICAL LAB		115	321	74%	436
PRIMARY CARE SERVICES AT ST ANDREWS ESTATES		435			435
JACKSON MEMORIAL PERDUE MEDICAL CENTER		417	16	4%	433
J AND G MEDICAL GROUP LLC		364	68	16%	432
AVECINA MEDICAL JULINGTON	1	240	189	44%	430
HENDRY REGIONAL MEDICAL CENTER CLINICAL LABORATORY		299	131	30%	430
LIFE CARE CENTER OF PENSACOLA		397	30	7%	427
NEW PLANT CITY FAMILY CARE	1	225	199	47%	425
DOH - INDIAN RIVER		358	67	16%	425
FOUNTAIN MANOR HEALTH AND REHAB CENTER	1	408	15	4%	424
FLORIDA DEPT OF HEALTH IN BREVARD COUNTY	3	360	60	14%	423
PEDIATRICS OF CENTRAL FLORIDA PA	15	380	28	7%	423
ADVENTHEALTH MEDICAL GROUP PROMPT CARE		304	118	28%	422
Good Samaritan Society Kissimmee Village		358	64	15%	422
VETERANS AFFAIRS MEDICAL CENTER		40	381	90%	421
GARCIA CLINICAL LABORATORY		28	392	93%	420
FLO-MEDILAB SERVICES LLC		186	233	56%	419
PALM GARDEN OF JACKSONVILLE	2	351	65	16%	418
SOUTHERN OAKS CARE CENTER	1	386	31	7%	418
LAUDERDALE NURSING CENTER LLC	1	398	18	4%	417

COVID-19: testing by laboratory

Data through Jan 9, 2021 verified as of Jan 10, 2021 at 09:25 AM

Data in this report are provisional and subject to change.

The numbers in the table below represent the number of Florida and non-Florida residents for whom test results were received by the Department of Health. A person can be tested by more than one laboratory and can have both positive and negative results. **Therefore, the sum of the numbers in each column will be larger than the total number of people tested.**

Reporting lab	Inconclusive	Negative	Positive	Percent positive	Total
NCHMD, INC SOUTHEAST IMMEDIATE CARE		308	109	26%	417
ORLANDO HEALTH AND REHAB CENTER		382	35	8%	417
MINUTECLINIC LLC #5924		339	78	19%	417
THE PALACE AT HOMESTEAD	1	400	15	4%	416
MANOR AT CARPENTERS		389	25	6%	414
LEHIGH REGIONAL MEDICAL CENTER LAB		371	43	10%	414
MOORINGS PARK INSTITUTE, INC, THE		396	15	4%	411
MINUTECLINIC LLC #3671		366	44	11%	410
LITTLE PINE PEDIATRICS		266	143	35%	409
GROWING TOGETHER PEDIATRICS LLC		373	35	9%	408
SPECTOR SCIENTIFIC LAB	1	188	219	54%	408
VALENCIA HILLS HEALTH AND REHABILITATION CENTER		398	9	2%	407
NCH HEALTHCARE BONITA		295	111	27%	406
HILLCREST HEALTH CARE & REHABILITATION CENTER	1	396	8	2%	405
Williston Care Center		362	43	11%	405
City Medical Of New Jersey, Pc		371	34	8%	405
HARTS HARBOR HEALTH CARE CENTER		388	16	4%	404
MINUTECLINIC, LLC #5817		324	80	20%	404
PENSACOLA PEDIATRICS	1	252	150	37%	403
NSPIRE HEALTHCARE MIAMI LAKES	4	388	10	2%	402
DOCTORS CENTER,THE		314	88	22%	402
MINUTECLNIC LLC		356	45	11%	401
The Manor at Blue Water Bay		350	51	13%	401
ADVENT HEALTH CENTRA CARE - WINTER PARK		260	140	35%	400
ST ANDREWS BAY SKILLED NURSING &		352	47	12%	399
Q ANSWER LAB	1	364	34	9%	399
TIDE LABORATORIES		356	42	11%	398
WILLOW BROOKE COURT AT INDIAN RIVER ESTATES		356	41	10%	397
CYPRESS VILLAGE		382	14	4%	396
MINI ER AND URGENT CARE		289	105	27%	394
PHYSICIANS PRIMARY CARE LAB		341	51	13%	392
Colonial Lakes Health Care		381	10	3%	391
WEST GABLES HEALTH CARE CENTER		381	9	2%	390
MINUTECLINIC LLC #1807		301	89	23%	390
MAIN STREET MEDICAL CENTER		71	319	82%	390
BARBER		13	376	97%	389
MEDONE URGENT CARE AT ST. AUGUSTINE		111	277	71%	388
MINUTECLINIC LLC #8381		307	80	21%	387
Plantation Bay Rehabilitation Center		379	7	2%	386
MINUTECLINIC LLC #1815		339	47	12%	386
NORTH FLORIDA PEDIATRICS PA		331	55	14%	386
CLIFFORD CHESTER SIMS STATE VETERANS		379	6	2%	385
MINUTECLINIC LLC #3748		302	82	21%	384
NEW YORK PRESBYTERIAN - CUMC CLINICAL		365	17	4%	382
LPG COCONUT POINT		315	67	18%	382
FAMILY HEALTH CENTERS OF SWF LABS	2	309	71	19%	382
PARKLANDS FACILITY INC	4	367	10	3%	381

COVID-19: testing by laboratory

Data through Jan 9, 2021 verified as of Jan 10, 2021 at 09:25 AM

Data in this report are provisional and subject to change.

The numbers in the table below represent the number of Florida and non-Florida residents for whom test results were received by the Department of Health. A person can be tested by more than one laboratory and can have both positive and negative results. **Therefore, the sum of the numbers in each column will be larger than the total number of people tested.**

Reporting lab	Inconclusive	Negative	Positive	Percent positive	Total
CRUCIAL CARE EMERGENCY MEDICINE DOCTORS		311	69	18%	380
BAYA PHARMACY WEST		8	368	98%	376
MINUTECLINIC LLC #4612		291	84	22%	375
TELESCOPE HEALTH LLC	3	289	81	22%	373
SACRED HEART HEALTH SYSTEM, INC		205	166	45%	371
URGENT CARE BETHESDA	1	318	52	14%	371
MINUTECLINIC, LLC #3245		268	103	28%	371
PALM GARDEN OF OCALA		330	41	11%	371
MEDONE URGENT CARE CENTER		149	222	60%	371
SANTA ROSA CENTER FOR REHABILITATION AND HEALING		310	61	16%	371
HERON POINTE HEALTH AND REHABILITATION	1	367	2	1%	370
EAST LAKE PEDIATRICS		303	67	18%	370
HENDRY REGIONAL MEDICAL CENTER		107	263	71%	370
CAPE CANAVERAL HOSPITAL		205	164	44%	369
PALM GARDEN OF TAMPA		362	7	2%	369
NAVAL HOSPITAL - JACKSONVILLE		41	328	89%	369
EXPRESS URGENT CARE LLC		1	368	100%	369
CHILDRENS MEDICAL ASSOCIATION		335	34	9%	369
RICARDO NAVARRO DO PA		321	47	13%	368
VITAS HEALTHCARE CORP OF CENTRAL FL		356	10	3%	366
BROOKDALE PALMER RANCH	1	321	44	12%	366
MINUTECLINIC LLC #3236		328	37	10%	365
ADVENT HEALTH - TAMPA		148	217	59%	365
GOLDEN GATE FAMILY CLINIC		83	281	77%	364
BALDWIN PEDIATRICS	1	343	20	5%	364
VETERANS AFFAIRS MEDICAL CENTER - GAINESVILLE		2	360	99%	362
MANOR CARE HEALTH SERVICES - FT MYERS		350	10	3%	360
MAYFLOWER ASSISTED LIVING		357	2	1%	359
FLAGLER COUNTY HEALTH DEPARTMENT		309	50	14%	359
FERNANDINA BEACH REHAB AND NURSING	1	349	8	2%	358
PEDIATRIC HEALTHCARE ALLIANCE PA		326	32	9%	358
AMERICA'S PHARMACY LLC		316	42	12%	358
HARBOUR HEALTH CENTER		347	10	3%	357
INFORM DIAGNOSTICS		349	6	2%	355
ADVENT HEALTH CENTRA CARE - LAKE MARY	2	104	249	70%	355
FAIR HAVENS CENTER, OPCO		350	5	1%	355
Ocala Health and Rehabilitation Center		337	16	5%	353
BAYSHORE DIAGNOSTICS		309	40	11%	349
ADVENT HEALTH CENTRA CARE - WINTER HAVEN	1	180	167	48%	348
SANFORD LABORATORIES		325	23	7%	348
ER QUICKCARE PL		279	68	20%	347
MEDFAST URGENT CARE CENTERS		79	268	77%	347
UR MEDICINE LABS- CENTRAL LABORATORY		332	15	4%	347
MEDICAL CENTER CLINIC-IMMEDIATE CARE	1	286	60	17%	347
BOND AND STEELE CLINIC PA		209	136	39%	345
THE PALACE MANAGEMENT - THE PALACE AT CORAL GABLES		342	2	1%	344
MY CLINICAL LAB		224	120	35%	344

COVID-19: testing by laboratory

Data through Jan 9, 2021 verified as of Jan 10, 2021 at 09:25 AM

Data in this report are provisional and subject to change.

The numbers in the table below represent the number of Florida and non-Florida residents for whom test results were received by the Department of Health. A person can be tested by more than one laboratory and can have both positive and negative results. **Therefore, the sum of the numbers in each column will be larger than the total number of people tested.**

Reporting lab	Inconclusive	Negative	Positive	Percent positive	Total
PALMS OF SEBRING		319	24	7%	343
CARENOW URGENT CARE – FORT PIERCE		194	149	43%	343
TREASURE COAST COMMUNITY HEALTH	3	298	41	12%	342
KETAMINE HEALTH CENTERS LLC		315	27	8%	342
Solaris HealthCare Windermere		332	9	3%	341
24 HOUR PEDIATIC CARE CENTER	1	305	35	10%	341
CITRUS NURSING CENTER LLC		324	17	5%	341
APP-UNIPATH, LLC	2	326	12	4%	340
ADVENT HEALTH CENTRA CARE - PALM COAST		80	260	76%	340
VILLAGE AT VIENNA SQUARE,THE	6	329	5	1%	340
Stacey Health Care Centers Inc. dba Riverside Care Center		313	27	8%	340
SELECT REFERENCE LABORATORIES, LLC	1	326	12	4%	339
AMERICAN FAMILY CARE PENSACOLA WEST		1	337	100%	338
CARE ONE OF FLORIDA LLC		197	141	42%	338
GENESIS DIAGNOSTICS		234	104	31%	338
INDIAN RIVER CTR, LLC		305	32	9%	337
REDI MED LLC		236	101	30%	337
CORAL BAY HEALTHCARE AND REHABILITATION	1	329	6	2%	336
ABBAY DELRAY		332	4	1%	336
NORTH FLORIDA REHABILITATION & SPECIALTY CARE		332	3	1%	335
SIPARADIGM, DIAGNOSTIC INFORMATICS		273	62	19%	335
VRL EUROFINs		322	11	3%	333
BAPTIST PRIMARY CARE	2	261	69	21%	332
MEDIQUICK URGENT CARE CENTERS INC		154	178	54%	332
VITAS LUTHERAN TOWERS INPATIENT PROGRAM		287	44	13%	331
ADVENT HEALTH CENTRA CARE - LEESBURG		13	318	96%	331
ARCPOINTS LABS		294	36	11%	330
FLORIDA HOSPITAL MEDICAL GROUP		247	83	25%	330
NORTH PINELLAS STATMED QUICK QUALITY CLINICS		236	93	28%	329
RUSKIN HEALTH CENTER		218	111	34%	329
DIAMOND RIDGE HEALTH AND REHABILITATION		316	12	4%	328
ORLANDO HEALTH CENTER FOR REHABILITATION		319	9	3%	328
SIGNATURE HEALTHCARE OF BROOKWOOD GARDENS		327	1	0%	328
AFC URGENT CARE SEMINOLE			327	100%	327
STEWART ROCKLEDGE HOSPITAL		249	78	24%	327
TRI-COUNTY NURSING AND REHABILITATION CENTER INC		311	15	5%	326
CONSULATE HEALTH CARE OF BAYONET POINT	3	315	7	2%	325
MINUTECLINIC LLC #3255		260	65	20%	325
USAFSAM/PHE		174	150	46%	324
HALIFAX MEDICAL CENTER-PORT ORANGE LAB		272	51	16%	323
FLORIDA HOSPITAL WAUCHULA		219	104	32%	323
MANOR OAKS NURSING & REHAB CENTER	2	319	1	0%	322
BLOUNTSTOWN REHABILITATION CENTER LLC		221	99	31%	320
MIDWAY SPECIALTY CARE CENTER	3	203	113	35%	319
LOOP PEDIATRICS PA	2	263	53	17%	318
CALHOUN LIBERTY HOSPITAL		221	96	30%	317
MINUTECLINIC LLC #1350		250	65	21%	315

COVID-19: testing by laboratory

Data through Jan 9, 2021 verified as of Jan 10, 2021 at 09:25 AM

Data in this report are provisional and subject to change.

The numbers in the table below represent the number of Florida and non-Florida residents for whom test results were received by the Department of Health. A person can be tested by more than one laboratory and can have both positive and negative results. **Therefore, the sum of the numbers in each column will be larger than the total number of people tested.**

Reporting lab	Inconclusive	Negative	Positive	Percent positive	Total
MEDICAL CONSULTANTS OF FLORIDA, LLC		259	56	18%	315
CORE DIAGNOSTIC LABORATORIES LLC		236	79	25%	315
SPRING HILL HEALTH AND REHABILITATION CENTER		300	15	5%	315
CLARIDGE HOUSE NURSING CENTER		298	16	5%	314
CORAL TRACE HEALTH CARE	2	306	5	2%	313
GENESIS MEDICAL LABORATORY MIAMI FL.		83	229	73%	312
MINUTECLINIC LLC, #10357		308	1	0%	309
MEDSCAN LABORATORY INC	1	162	146	47%	309
ORCHARD PARK HEALTH & REHABILITATION		307	2	1%	309
Timberridge Center for Rehabilitation and Healing		283	26	8%	309
SOLARIS HEALTHCARE MERRITT ISLAND		287	21	7%	308
solaris Healthcare Parkway	2	301	5	2%	308
MEDEXPRESS LUTZ		3	304	99%	307
Life Care Center of Ocala		277	29	9%	306
BUFFALO CROSSING HEALTHCARE & REHABILITATION CTR		294	10	3%	304
HAINES CITY REHABILITATION AND NURSING CENTER		286	17	6%	303
HEALTH CENTRAL PARK		239	64	21%	303
DBI HEALTH INC		289	13	4%	302
FLORIDA GULF COAST UNIVERSITY		153	149	49%	302
Palmetto Subacute Care Center		294	8	3%	302
SOLARIS HEALTHCARE LAKE CITY		243	59	20%	302
Life Care Center at Wells Crossing		285	16	5%	301
BENTON PEDIATRICS INC		271	30	10%	301
ASAP LAB LLC		200	99	33%	299
CHILDRENS MEDICAL ASSOCIATION PA		266	32	11%	298
LIFEBRITE	1	123	174	58%	298
FLORIDA DEPARTMENT OF HEALTH CLAY COUNTY	1	207	90	30%	298
JACKSONVILLE BEACH PEDIATRIC CARE CENTER		261	36	12%	297
ADVENT HEALTH CENTRA CARE - TITUSVILLE		56	241	81%	297
BUENA VISTA URGENT CARE		264	32	11%	296
OPTUMCARE FLORIDA LLC		202	94	32%	296
URGENT CARE OF THE PALM BEACHES		3	293	99%	296
VETERANS AFFAIRS MEDICAL CENTER - LAKE CITY		52	243	82%	295
EAST LAKE PEDIATRICS PA		265	30	10%	295
SHORE ACRES CARE CENTER		268	26	9%	294
PHYSICIANS STAT LAB INC		243	50	17%	293
DELTONA HEALTH CARE		270	23	8%	293
CONTINENTAL CLINICAL RESEARCH, LLC		286	7	2%	293
AFC URGENT CARE CLEARWATER	1	121	171	58%	293
NORTHWEST MEDICAL CENTER CLINICAL LABORATORY		175	117	40%	292
SUWANNEE HEALTH AND REHABILITATION CENTER		287	5	2%	292
FLORIDA HOSPITAL HEARTLAND MED CTR LAKE PLACID		215	76	26%	291
BOCA GRANDE HEALTH CLINIC		274	17	6%	291
Quest Diag Unspecifd		180	110	38%	290
LIFE CARE PONTE VEDRA INC		285	5	2%	290
AUBURN UNIVERSITY MEDICAL CLINIC		227	62	21%	289
SOLARIS HEALTHCARE OSCEOLA		281	7	2%	288

COVID-19: testing by laboratory

Data through Jan 9, 2021 verified as of Jan 10, 2021 at 09:25 AM

Data in this report are provisional and subject to change.

The numbers in the table below represent the number of Florida and non-Florida residents for whom test results were received by the Department of Health. A person can be tested by more than one laboratory and can have both positive and negative results. **Therefore, the sum of the numbers in each column will be larger than the total number of people tested.**

Reporting lab	Inconclusive	Negative	Positive	Percent positive	Total
Manatee Springs Rehabilitation and Nursing Center		272	16	6%	288
MANOR CARE NURSING CENTER OF SARASOTA FL LLC		281	6	2%	287
BREVARD HEALTH ALLIANCE		118	169	59%	287
Cypress Cove Care Center		186	99	35%	285
KEY WEST HEALTH AND REHAB	1	277	6	2%	284
BIOCEPT		268	16	6%	284
SPECIALTY HEALTH AND REHABILITATION CENTER		260	24	8%	284
BOCA BIOLISTICS REFERENCE LABORATORY	2	185	95	34%	282
MEDFAST URGENT CARE CENTER		83	199	71%	282
LAKELAND REGIONAL HEALTH SYSTEMS INC		16	266	94%	282
PALM GARDEN OF GAINESVILLE	2	277	2	1%	281
PHYSICIANS REGIONAL WALK-IN		184	97	35%	281
FAIRWAY OAKS CENTER LLC	6	268	6	2%	280
ASCEND CLINICAL	2	232	45	16%	279
AFC URGENT CARE FAMILY CARE			279	100%	279
HOPE HOSPICE AND COMMUNITY SERVICES INC	10	261	8	3%	279
SOLARIS HEALTHCARE BAYONET POINT		268	10	4%	278
PRUITT HEALTH-SANTA ROSA		275	2	1%	277
GOOD SAMARITAN SOCIETY-DAYTONA		271	5	2%	276
SPRINGTREE REHAB & HEALTH CARE CENTER		260	16	6%	276
CARE ONE OF FLORIDA	1	179	93	34%	273
ROLLINS COLLEGE WELLNESS CENTER		130	143	52%	273
FIRST QUALITY LABORATORY		249	24	9%	273
WESTCHESTER GARDENS LIMITED PARTNERSHIP		268	5	2%	273
MICHAEL A MIDDLETON MD PA		262	9	3%	271
AVELLINO LAB USA, INC	1	260	9	3%	270
AFC URGENT CARE TYRONE		2	267	99%	269
BAY VILLAGE OF SARASOTA INC		266	3	1%	269
AURORA DIAGNOSTICS BERNHARDT LABORATORIES PATHOLOGY SERVICE		190	79	29%	269
BRIDGEWATER PARK HEALTH AND REHAB		257	12	4%	269
BROOKSVILLE HEALTHCARE CENTER LLC		266	2	1%	268
PALM GARDEN OF CLEARWATER		251	17	6%	268
GANDY CROSSING CARE CENTER	1	255	12	4%	268
ADVENT HEALTH CENTRA CARE - ALTAMONTE SPRINGS		159	109	41%	268
Premier Place at The Glenview		260	8	3%	268
SABAL PALMS HEALTH AND REHAB		224	43	16%	267
LabCorp (Non-Interfaced)	1	113	153	57%	267
PROFESSIONAL HEALTH EXAMINERS DBA PROHEALTH		221	46	17%	267
MINUTECLINIC LLC #3637		181	86	32%	267
STARKE FAMILY MEDICAL CENTER		212	54	20%	266
ADVENT HEALTH CENTRA CARE - ORMOND BEACH		113	153	58%	266
VILLAGE DOCTORS FAMILY MEDICAL CENTER OF		211	54	20%	265
Marshall Health and Rehabilitation Center		258	6	2%	264
HOMESTEAD MANOR	2	222	40	15%	264
HEALTHY STEPS PEDIATRICS		232	31	12%	263
MANORCARE HEALTH SERVICES - VENICE		213	48	18%	261
AVENTURA REHAB AND NURSING CENTER		256	5	2%	261

COVID-19: testing by laboratory

Data through Jan 9, 2021 verified as of Jan 10, 2021 at 09:25 AM

Data in this report are provisional and subject to change.

The numbers in the table below represent the number of Florida and non-Florida residents for whom test results were received by the Department of Health. A person can be tested by more than one laboratory and can have both positive and negative results. **Therefore, the sum of the numbers in each column will be larger than the total number of people tested.**

Reporting lab	Inconclusive	Negative	Positive	Percent positive	Total
CLIFFORD CHESTER SIMS VA NURSING HOME		251	9	3%	260
Solaris Healthcare Daytona	1	245	14	5%	260
OCEAN VIEW NURSING AND REHAB CENTER		249	10	4%	259
CONSULATE HEALTHCARE OF KISSIMMEE		247	12	5%	259
FLORIDA WOMAN CARE LABORATORY LLC		232	26	10%	258
SEA BREEZE REHAB AND NURSING CENTER		252	5	2%	257
Bayside Care Center	1	236	19	7%	256
FL HUD DESTIN, LLC D/B/A GRAND BOULEVARD HEALTH		222	33	13%	255
ST JUDE CHILDREN'S RESEARCH HOSPITAL		242	13	5%	255
QUALITOX LABORATORIES		105	150	59%	255
PALM GARDEN OF ORLANDO		223	30	12%	253
FLORIDA DEPARTMENT OF HEALTH IN CALHOUN COUNTY		171	81	32%	252
CONSULATE HEALTH CARE OF SAFETY HARBOR		248	3	1%	251
PROFESSIONAL HEALTH EXAMINERS		216	35	14%	251
KISSIMMEE FACILITY OPERATIONS LLC		243	8	3%	251
HARDEE MANOR HEALTH CARE CENTER	1	248	2	1%	251
LUTHERAN HAVEN		247	3	1%	250
ROSEWOOD HEALTH AND REHABILITATION CENTER		242	8	3%	250
LAKE EUSTIS HEALTH AND REHABILITATION CENTER		247	3	1%	250
PERSONALIZED GENETIC TESTING	1	156	92	37%	249
SIGNATURE HEALTHCARE OF NORTH FLORIDA		247	2	1%	249
Glades West Rehabilitation and Nursing Center		242	6	2%	248
CARENOW	2	126	119	48%	247
ST JAMES HEALTH AND REHABILITATION CENTER		190	56	23%	246
SHELL POINT VILLAGE MEDICAL CENTER		246			246
MARTIN MEMORIAL MEDICAL CENTER LAB		128	118	48%	246
VIERA HOSPITAL, INC		181	65	26%	246
PruittHealth Santa Rosa		195	50	20%	245
renaissance health and rehabilitation center		237	8	3%	245
HEATHER HILL HEALTHCARE CENTER		204	41	17%	245
ROSEWOOD HEALTHCARE & REHABILITATION CENTER		239	4	2%	243
BEAR CREEK NURSING CENTER		240	3	1%	243
TAMARAC REHABILITATION & HEALTH CENTER		242	1	0%	243
GOOD SAMARITAN CARES		236	5	2%	241
Destin Healthcare and Rehabiliation Center	1	235	5	2%	241
PruittHealth Panama City	1	213	27	11%	241
HARBOURWOOD	1	236	4	2%	241
BROWARD NURSING & REHABILITATION CTR	8	229	3	1%	240
DAVID SCOTT MADWAR MD PA		216	23	10%	239
SERENADES IN THE VILLAGES		190	48	20%	238
EXPRESS PHARMACY		221	16	7%	237
ELLENTON PEDIATRICS		220	17	7%	237
MALABAR/ADVENT CENTRA CARE		48	189	80%	237
CLERMONT HEALTH AND REHABILITATION CENTER		228	9	4%	237
Fernandina Beach Rehabilitation and Nursing Center		236	1	0%	237
DIAMOND RIDGE HEALTH AND REHABILITATION CENTER		222	15	6%	237
OSPREY LODGE		223	13	6%	236

COVID-19: testing by laboratory

Data through Jan 9, 2021 verified as of Jan 10, 2021 at 09:25 AM

Data in this report are provisional and subject to change.

The numbers in the table below represent the number of Florida and non-Florida residents for whom test results were received by the Department of Health. A person can be tested by more than one laboratory and can have both positive and negative results. **Therefore, the sum of the numbers in each column will be larger than the total number of people tested.**

Reporting lab	Inconclusive	Negative	Positive	Percent positive	Total
ADVENT HEALTH CENTRA CARE - UNIVERSITY	1	95	140	59%	236
Vi at Lakeside Village Skilled Nursing		230	5	2%	235
ARGO SENIOR LIVING AT HAVERHILL		229	6	3%	235
ARCHER HEALTH VENTURES, LLC		210	24	10%	234
REGENTS PARK AT AVENTURA		221	12	5%	233
SPRINGS AT BOCA CIEGA BAY,THE		224	9	4%	233
ROSEN MEDICAL CENTER		206	27	12%	233
MEMPHIS PATHOLOGY LABORATORY	4	212	17	7%	233
MEDIPATH		12	220	95%	232
Bay Breeze Senior Living and Rehabilitation Center		181	50	22%	231
OAK HAMMOCK AT THE UNIVERSITY OF FLORIDA		225	6	3%	231
XPRESS URGENT CARE	2	196	32	14%	230
SUN COUNTRY PEDIATRICS PLLC	6	204	20	9%	230
PROJECT HEALTH INC	1	183	45	20%	229
BAY TREE CARE AND REHABILITATION CENTER		197	31	14%	228
PALMETTO FAMILY HEALTHCARE	1	135	92	40%	228
Solaris Healthcare Lake Bennet		199	28	12%	227
LAKE PARK OF MADISON		222	5	2%	227
ADVENT HEALTH CENTRA CARE - COLONIAL TOWN	1	175	51	22%	227
PINES OF SARASOTA		224	2	1%	226
Heritage Healthcare at Tallahassee		222	4	2%	226
FLORIDA DEPARTMENT OF HEALTH		197	28	12%	225
RULEME CENTER	2	209	13	6%	224
LYNN HAVEN SPORTS COMPLEX-WALKON CLINIC		20	204	91%	224
LEHIGH VALLEY GENOMICS			224	100%	224
HEARTLAND PEDIATRICS OF LAKE WALES		195	28	13%	223
TERRACES OF LAKE WORTH CARE CENTER		216	7	3%	223
ADVENT HEALTH CENTRA CARE		104	118	53%	222
CHIPOLA HEALTH AND REHAB		208	14	6%	222
MANDARIN PEDIATRICS		209	12	5%	221
SANDBAY URGENT CARE		178	43	19%	221
PROTEUS MOLECULAR AND CLINICAL LAB	1	145	74	34%	220
BUREAU OF CLINICAL LABORATORIES		183	37	17%	220
MEDICAL CENTER OF DELTONA, INC		169	51	23%	220
Boynton Beach Rehabilitation Center	2	213	4	2%	219
TGH		1	218	100%	219
AFC URGENT CARE		52	165	76%	217
PALM GARDEN OF AVENTURA		216	1	0%	217
CRONOS CLINICAL LABORATORY	14	142	61	28%	217
SABAL DIRECT PRIMARY CARE, PA		181	36	17%	217
TUSKAWILLA NURSING AND REHAB CENTER	2	210	5	2%	217
MINUTECLINIC LLC #8927		173	44	20%	217
LAKE PORT SQUARE		200	17	8%	217
THE MANOR AT CARPENTERS		185	32	15%	217
SERANADES BY SONATA WEST ORANGE		195	21	10%	216
TIERRA PINES CENTER		205	11	5%	216
ST. CLOUD REGIONAL MEDICAL CENTER		199	17	8%	216

COVID-19: testing by laboratory

Data through Jan 9, 2021 verified as of Jan 10, 2021 at 09:25 AM

Data in this report are provisional and subject to change.

The numbers in the table below represent the number of Florida and non-Florida residents for whom test results were received by the Department of Health. A person can be tested by more than one laboratory and can have both positive and negative results. **Therefore, the sum of the numbers in each column will be larger than the total number of people tested.**

Reporting lab	Inconclusive	Negative	Positive	Percent positive	Total
HARDEE COUNTY HEALTH DEPARTMENT		171	44	20%	215
SAMANTHA WILSON CARE CENTER		208	7	3%	215
Sunset Point Center		212	2	1%	214
GATEWAY/ADVENT CENTRA CARE	1	24	189	88%	214
BLOCK, NATION, CHASE, AND SMOLEN FAMILY MEDICINE		157	56	26%	213
JACKSON PLAZA NURSING & REHAB CENTER	1	207	5	2%	213
LIFE CARE CENTER OF WINTER HAVEN		199	14	7%	213
Consulate Health Care of North Fort Myers		203	10	5%	213
EPN URGENT CARE		43	170	80%	213
VILLAGE DOCTORS OF KEYSTONE		157	56	26%	213
ELMHURST HOSPITAL CENTER	1	202	9	4%	212
SILVERCREST HEALTH AND REHABILITATION CENTER	3	203	6	3%	212
PCB CLINIC		167	45	21%	212
CAREMED CLINIC LLC		111	101	48%	212
DIAGNOSTIC & CLINICAL CARE SERVICES INC DBA		173	39	18%	212
POCONO MEDICAL CENTER		212			212
BRENTWOOD RETIREMENT COMMUNITY	4	181	26	12%	211
PARKS HEALTHCARE & REHABILITATION CTR	4	206	1	0%	211
SUNRISE DIAGNOSTIC LABORATORY		158	53	25%	211
CONSULATE HEALTH CARE OF WINTER HAVEN		209	1	0%	210
THE PALACE NURSING AND REHABILITATION CENTER		209			209
LITTLE PINE PEDIATRICS PLLC		172	37	18%	209
USF MORSANI CENTER FOR ADVANCED HEALTH CARE		176	33	16%	209
HAVEN OF OUR LADY OF PEACE INC		200	8	4%	208
DOCTORS MEMORIAL FAMILY MEDICINE	2	142	63	30%	207
EDGEWATER AT WATERMAN VILLAGE,THE		196	11	5%	207
FELLOWSHIP HOME AT THE FAIRWAY LLC		202	5	2%	207
Solaris Healthcare Coconut Creek		205	2	1%	207
POINT WASHINGTON MEDICAL CLINIC		71	136	66%	207
Taylor Care Center		203	4	2%	207
ABBOTT LABORATORIES		142	64	31%	206
PEDIATRICS IN BREVARD PA		188	18	9%	206
W FRANK WELLS NURSING HOME		179	27	13%	206
BAYA POINTE NURSING AND REHABILITATION		123	82	40%	205
PEDIATRIC HEALTH CARE ALLIANCE, PA		186	19	9%	205
ORANGE COUNTY HEALTH DEPT		196	8	4%	204
ORCHARD RIDGE CARE AND REHABILITATION CENTER		199	5	2%	204
HOMESTEAD VILLAGE		201	3	1%	204
MINUTECLINIC LLC #5187		172	31	15%	203
CARITHERS PEDIATRIC GROUP		174	29	14%	203
COLOR GENOMICS, INC.	1	199	3	1%	203
MIAMI JEWISH HEALTH SYSTEMS, INC	1	194	7	3%	202
FLORIDA CLINICAL LABORATORY-BIOREFERENCE LABORATORIES		65	137	68%	202
FULGENT GENETICS	2	162	38	19%	202
CLINICAL PATHOLOGY LABS INC		202			202
HEALTH FIRST - HOLMES REGIONAL MEDICAL CENTER		32	170	84%	202
POLK COUNTY HEALTH DEPARTMENT		178	24	12%	202

COVID-19: testing by laboratory

Data through Jan 9, 2021 verified as of Jan 10, 2021 at 09:25 AM

Data in this report are provisional and subject to change.

The numbers in the table below represent the number of Florida and non-Florida residents for whom test results were received by the Department of Health. A person can be tested by more than one laboratory and can have both positive and negative results. **Therefore, the sum of the numbers in each column will be larger than the total number of people tested.**

Reporting lab	Inconclusive	Negative	Positive	Percent positive	Total
CARRINGTON PLACE OF ST PETE LLC		197	4	2%	201
DXTERITY DIAGNOSTICS	1	194	6	3%	201
Governors Creek Health and Rehabilitation	1	198	2	1%	201
RIVERS FAMILY MEDICINE PA		152	49	24%	201
Chatsworth at PGA National, LLC		196	5	2%	201
TALLAHASSEE NHHI LLC		200	1	0%	201
VAMC WEST PALM LAB		5	196	98%	201
SOLARIS SENIOR LIVING VERO BEACH		192	7	4%	199
GRAND COURT TAMPA		198	1	1%	199
TRENTON MEDICAL CENTER INC DBA PALMS MEDICAL GROUP	4	140	55	28%	199
DEPARTMENT OF HEALTH & HUMAN SERVICES		198			198
PATHGROUP LABS LLC		94	104	53%	198
USA HEALTH UNIVERSITY HOSPITAL CLINICAL LABORATORY	1	195	2	1%	198
Solaris HealthCare Imperial		193	5	3%	198
Lake Port Square Health Center		185	13	7%	198
SILVER CREEK SENIOR LIVING COMMUNITY		195	2	1%	197
DIGNITY HEALING, LLC		186	11	6%	197
LONGWOOD FAMILY PRACTICE		158	38	19%	196
PALM GARDEN OF WINTER HAVEN		181	15	8%	196
GLENRIDGE ON PALMER RANCH,THE		189	7	4%	196
ADVENT HEALTH - CARROLLWOOD	4	166	25	13%	195
SIGNATURE HEALTHCARE AT THE COURTYARD		148	46	24%	194
OCALA FAMILY MEDICAL CENTER INC	1	153	40	21%	194
HEALTH DESIGNS		184	9	5%	193
San Jose Health & Rehabilitation		190	2	1%	192
ASSOCIATESMD MEDICAL GROUP INC		159	33	17%	192
MOLECULAR TESTING LABS		156	36	19%	192
WESTWOOD HEALTHCARE SNF		163	29	15%	192
ManorCare Health Services-Palm Harbor		191			191
CROSS POINTE CARE CENTER	2	189			191
Bayside Health and Rehabilitation		164	27	14%	191
Life Care Center of Punta Gorda	1	179	11	6%	191
Lakewood Nursing Center		169	20	11%	189
Solaris Senior Living North Naples ALF		183	6	3%	189
REHABILITATION CENTER OF LAKE CITY, THE		165	23	12%	188
WOMEN'S CARE FLORIDA LABORATORY		183	5	3%	188
HEALTH LINK DIAGNOSTIC LABORATORIES		182	6	3%	188
NEO GENOMICS - FORT MYERS	1	180	5	3%	186
PLANTATION NURSING & REHAB CENTER		186			186
ACCURATE DIAGNOSTIC LABS, INC		176	10	5%	186
Nspire Health Care Kendall		176	10	5%	186
ADVENT		172	13	7%	185
FAMILY CARE PARTNERS OF NORTHEAST FLORIDA LLC		127	57	31%	184
ST. JAMES BAY HEALTH AND REHABILITATION CENTER		183	1	1%	184
ADVENT HEALTH CENTRA CARE - WESLEY CHAPEL		13	170	93%	183
AMEERAH LABS, LLC	2	144	37	20%	183
UNIVERSITY OF TAMPA STUDENT HEALTH AND SHC CLINICAL LABORATORY		49	133	73%	182

COVID-19: testing by laboratory

Data through Jan 9, 2021 verified as of Jan 10, 2021 at 09:25 AM

Data in this report are provisional and subject to change.

The numbers in the table below represent the number of Florida and non-Florida residents for whom test results were received by the Department of Health. A person can be tested by more than one laboratory and can have both positive and negative results. **Therefore, the sum of the numbers in each column will be larger than the total number of people tested.**

Reporting lab	Inconclusive	Negative	Positive	Percent positive	Total
QUICK CARE MED		151	31	17%	182
ADVENT HEALTH CENTRA CARE - DAYTONA BEACH		93	89	49%	182
NADAL PEDIATRICS - VICTORIA STREET (3385)		153	28	15%	181
Parkview Rehabilitation Center at Winter Park		178	3	2%	181
FORT PIERCE HEALTH CARE		178	3	2%	181
BAYVIEW CENTER		179	2	1%	181
Orchid Cove at Sarasota		180	1	1%	181
VETERANS AFFAIRS MEDICAL CENTER - MIAMI			181	100%	181
COMMUNITY HEALTH AND REHABILITATION CENTER		155	26	14%	181
MANOR CARE OF NAPLES FL LLC		179	2	1%	181
NSPIRE HEALTHCARE LAUDERHILL		174	6	3%	180
BROOKDALE FORT MYERS CYPRESS LAKE		179	1	1%	180
CENTRA CARE – AZALEA PARK		98	82	46%	180
WIREGRASS DIRECT PRIMARY CARE PLLC□		152	27	15%	179
BOCA RATON REHABILITATION CENTER	4	172	3	2%	179
CONSULATE HEALTH CARE OF MELBOURNE		177	1	1%	178
ARCPPOINT LABS OF ST PETERSBURG		117	61	34%	178
SOUTHWEST ORLANDO FAMILY MEDICINE, PL		145	33	19%	178
CORAL REEF NURSING & REHAB CENTER		176	2	1%	178
SEMINOLE NURSING PAVILION		171	7	4%	178
SUPERIOR RESIDENCES OF PANAMA CITY BEACH		171	6	3%	177
NORTH FLORIDA MEDICAL GROUP		115	62	35%	177
BAPTIST HEALTH PRIMARY CARE	1	134	41	23%	176
ABBIEJEAN RUSSELL CARE CENTER□		176			176
ADVENT HEALTH CENTRA CARE - CARROLLWOOD		4	172	98%	176
NIGHT LITE PEDIATRICS WINTER GARDEN		144	31	18%	175
Heritage Park Rehabilitation & Healthcare		159	16	9%	175
OCEAN REEF MEDICAL CENTER		149	26	15%	175
ATLANTIC SHORES NURSING AND REHAB CENTER		171	4	2%	175
Crossbreeze care center		173	1	1%	174
MEDICAL CONSULTANTS OF FLORIDA LLC	1	142	31	18%	174
FINLAY CLINICAL LABORATORY INC		36	138	79%	174
Consulate Health Care of St. Petersburg		174			174
INN AT ASTON GARDENS, THE		169	4	2%	173
ORANGE BLOSSOM FAMILY HEALTH		160	13	8%	173
AVECINA MOBILE		118	55	32%	173
PALM GARDEN OF WEST PALM BEACH□	2	157	13	8%	172
MANOR CARE OF BOYNTON BEACH LLC		166	5	3%	171
PIONEER CLINICAL LAB, LLC		111	60	35%	171
Consulate Healthcare of West Palm Beach		158	11	7%	169
AMERICAN FINNISH NURSING HOME	1	164	4	2%	169
AZALEA TRACE		158	11	7%	169
CHAUTAUQUA REHABILITATION AND NURSING CENTER		160	9	5%	169
FAMILY CARE PARTNERS OF NE FLORIDA LLC		116	52	31%	168
PANAMA CITY DEVELOPMENTAL CENTER□		168			168
ADVENT HEALTH - ORLANDO		136	32	19%	168
PRIMARY CARE SOUTH INC		17	151	90%	168

COVID-19: testing by laboratory

Data through Jan 9, 2021 verified as of Jan 10, 2021 at 09:25 AM

Data in this report are provisional and subject to change.

The numbers in the table below represent the number of Florida and non-Florida residents for whom test results were received by the Department of Health. A person can be tested by more than one laboratory and can have both positive and negative results. **Therefore, the sum of the numbers in each column will be larger than the total number of people tested.**

Reporting lab	Inconclusive	Negative	Positive	Percent positive	Total
GOOD SAMARITAN SOCIETY OF DELAND		159	9	5%	168
SUNSHINE URGENT CARE LLC		114	54	32%	168
URGENT CARE OF THE PALM BEACHES, NORTH PALM BEACH			167	100%	167
The Inn at Sarasota Bay Club		165	2	1%	167
ASTON GARDENS AT PELICAN MARSH		163	3	2%	166
CYPRESS POINT LIVING, LLC		157	9	5%	166
PAVILION FOR HEALTHCARE, THE		165	1	1%	166
GOOD SAMARITAN CENTER		164	1	1%	165
HOLIDAY CVS LLC DBA CVS/PHARMACY #0440		161	3	2%	164
FIRST CHOICE PEDIATRICS		112	52	32%	164
ARBOR FACILITY INC		164			164
HOSPITAL FOR SPECIAL SURGERY		162	2	1%	164
ADVENT HEALTH CENTRA CARE - OVIEDO		63	101	62%	164
Life Care Center of Sarasota		152	11	7%	163
LASER & SURGERY CENTER OF THE PALM BEACHES□		162	1	1%	163
TRI COUNTY NURSING HOME		162	1	1%	163
FLORIDA HEART & VASCULAR MULTISPECIALTY GROUP PA		108	55	34%	163
BRADENTON HEALTH CARE		163			163
Emory L Bennett State Veterans Nursing Home		160	2	1%	162
ADVENT HEALTH CENTRA CARE - TEMPLE TERRACE	1	101	60	37%	162
SARNO EXTENDED HOURS		104	57	35%	161
CENTERSTONE OF FLORIDA□		152	9	6%	161
PADDOCK RIDGE		157	3	2%	160
KEYSTONE REHAB		160			160
DOCTORS MEMORIAL HOSPITAL		44	116	73%	160
SUNLAND MARIANNA COX MEDICAL CENTER		134	26	16%	160
GREENBRIAR REHABILITATION AND NURSING CENTER	1	159			160
HUNT CLUB PEDIATRIC ASSOCIATES, P.A.		138	22	14%	160
AVON PARK PEDIATRICS INC	3	141	16	10%	160
FLORIDA KEYS PEDIATRICS & ADOLESCENT CENTER		153	7	4%	160
CANTERFIELD OF CLAY COUNTY		128	31	19%	159
ATLANTIC URGENT CARE		108	51	32%	159
AMBULATORY SURGERY CENTER OF BOCA RATON LTD		157	1	1%	158
WUESTHOFF REF LABORATORY			158	100%	158
WATERMARK LAKE POINTE WOODS LLC		140	17	11%	157
TARPON POINT NURSING AND REHABILITATION CENTER		156	1	1%	157
HEALTH PARK CARE CENTER		154	3	2%	157
FLORIDA HEALTH CARE PLAN INC		2	155	99%	157
EVENT MED SERVICES LABORATORY		153	3	2%	156
URGENT CARE EXPRESS LLC			156	100%	156
ALLSOUTH URGENT CARE			156	100%	156
ASCENSION MEDICAL GROUP		2	154	99%	156
Palm Garden of Largo		155	1	1%	156
ANCIENT CITY PEDIATRICS		148	8	5%	156
HCSO OCCUPATIONAL HEALTH AND WELLNESS CENTER		119	37	24%	156
Englewood Healthcare and Rehab		141	15	10%	156
ST CATHERINE'S WEST REHABILITATION HOSPITAL		152	4	3%	156

COVID-19: testing by laboratory

Data through Jan 9, 2021 verified as of Jan 10, 2021 at 09:25 AM

Data in this report are provisional and subject to change.

The numbers in the table below represent the number of Florida and non-Florida residents for whom test results were received by the Department of Health. A person can be tested by more than one laboratory and can have both positive and negative results. **Therefore, the sum of the numbers in each column will be larger than the total number of people tested.**

Reporting lab	Inconclusive	Negative	Positive	Percent positive	Total
ALL SEASONS NAPLES LLC		153	2	1%	155
NORTH FLORIDA PEDIATRICS - MARIANNA		119	36	23%	155
PRUITT HEALTH		153	2	1%	155
ORLANDO HEALTH EMERGENCY DEPARTMENT		144	11	7%	155
TIMBERRIDGE NURSING HOME & REHAB		123	32	21%	155
COCOA BEACH/ADVENT CENTRA		41	114	74%	155
NATIONS BEST FAMILY HEALTH CARE		70	85	55%	155
SUNRISE URGENT CARE ASSOCIATES LLC D/B/A	2	19	133	86%	154
ARCADIA HEALTH AND REHABILITATION CENTER		100	54	35%	154
OAKBROOK HEALTH AND REHABILITATION CENTER	1	153			154
PALMETTTO FACILITY INC	1	153			154
ESTERO ISLAND MEDICAL CENTER		126	27	18%	153
AMERICAN RESEARCH LABS		8	145	95%	153
UCC - WELLINGTON			153	100%	153
LAB CORP	1	89	63	41%	153
COLONY CLUB ALF,THE		142	11	7%	153
Whispering Oaks	8	133	12	8%	153
OSPREY VILLAGE AT AMELIA ISLAND LTD		146	6	4%	152
BAPTIST PRIMARY CARE, INC		141	11	7%	152
CONEY ISLAND HOSPITAL		149	3	2%	152
SAINTS 120 LLC	1	118	33	22%	152
PEDIATRIC HEALTHCARE ALLIANCE		134	17	11%	151
AMERICAN MEDICAL RESPONSE		148	3	2%	151
ADDINGTON PLACE AT WELLINGTON GREEN		149	1	1%	150
FAWCETT MEMORIAL HOSPITAL-LAB		39	111	74%	150
DIAMOND RIDGE		147	3	2%	150
PRECISION HEALTH RESOURCES, LLC	1	133	15	10%	149
EDGEWOOD NURSING CENTER		144	4	3%	148
NAPLES CHILDREN'S URGENT CARE		118	30	20%	148
Chatham Glen Healthcare and Rehabilitation Center		143	5	3%	148
CITRUS HEALTH AND REHAB		128	20	14%	148
Heartland Healthcare of Ft. Myers	1	147			148
PALM HARBOR FAMILY PRACTICE & WALK-IN		108	40	27%	148
FLORIDA DEPARTMENT OF HEALTH IN LIBERTY COUNTY	2	89	56	38%	147
GENE BY GENE		61	86	59%	147
FLOMEDILAB		19	127	87%	146
CSL PLASMA		28	118	81%	146
ADVENT HEALTH CENTRA CARE - ST. CLOUD		131	15	10%	146
REGENCY CARE OF BLOUNTSTOWN LLC		135	10	7%	145
ADVANCED AMBULATORY SURGERY CENTER		137	8	6%	145
ARDEN COURTS OF LARGO FL, LLC		134	10	7%	144
ST LUCIE EMPLOYEE HEALTH & WELLNESS CENTER		143	1	1%	144
Quail Run Health Care Center		143			143
GOLD CHOICE SENIOR COMMUNITIES		103	40	28%	143
TIDEWELL HOSPICE INC		140	3	2%	143
JEFFERY WEINZWEIG		2	141	99%	143
FIRST CHOICE PRIMARY CARE		113	30	21%	143

COVID-19: testing by laboratory

Data through Jan 9, 2021 verified as of Jan 10, 2021 at 09:25 AM

Data in this report are provisional and subject to change.

The numbers in the table below represent the number of Florida and non-Florida residents for whom test results were received by the Department of Health. A person can be tested by more than one laboratory and can have both positive and negative results. **Therefore, the sum of the numbers in each column will be larger than the total number of people tested.**

Reporting lab	Inconclusive	Negative	Positive	Percent positive	Total
BOND CLINIC PA PEDIATRICS DEPT		127	16	11%	143
Concordia Village of Tampa AL		139	2	1%	141
Surrey Place Healthcare and Rehabilitation		141			141
JACKSONVILLE KIDS PEDIATRICS, PLLC		121	20	14%	141
PORT ST LUCIE REHABILITATION AND HEALTHCARE		98	43	30%	141
AMELIA MEDICAL CARE		14	127	90%	141
VIERA MANOR ASSISTED LIVING RESIDENCE		134	7	5%	141
MACTOWN, INC		141			141
DISCOVERY VILLAGE AT NAPLES		129	11	8%	140
Cross Gardens Care Center		139	1	1%	140
PALM BEACH COUNTY HEALTH DEPT LAB	3	131	6	4%	140
EDWARD J HEALEY REHAB & NURSING CENTER		139			139
MEADOWCREST FAMILY PHYSICIANS		92	47	34%	139
Rehabilitation Center for Park Place LLC		135	4	3%	139
GLADES HEALTH CARE CENTER		136	3	2%	139
ROSECASTLE OF ZEPHRILLS		137	2	1%	139
EXOSOME DIAGNOSTICS	1	124	14	10%	139
CANTERFIELD OF OCALA, LLC		137	2	1%	139
CAYUGA MEDICAL CENTER AT ITHACA		136	3	2%	139
BENDERSON FAMILY SKILLED NURSING AND□		125	14	10%	139
Gulf Coast Healthcare (Longwood Health and Rehab		118	21	15%	139
WRIGHTS HEALTH CARE AND REHABILITATION CENTER		108	30	22%	138
AMERICAN PATHOLOGY PARTNERS		136	2	1%	138
REFUAH HEALTH CENTER LABORATORY		133	5	4%	138
TRINITY REGIONAL REHAB CENTER		128	10	7%	138
WOODBIDGE FACILITY INC		136	2	1%	138
FRICKS PHARMACY		106	32	23%	138
KR at Hillsborough Lakes/Lutz Healthcare		137	1	1%	138
PATRIOT MEDICAL LABORATORIES		132	5	4%	137
MANOR AT BLUEWATER BAY		131	6	4%	137
ADVENT HEALTH CENTRA CARE - WINTER GARDEN		74	63	46%	137
PPC-LAB EDI ORCHARD BI		129	8	6%	137
ADVENT HEALTH CENTRA CARE - ORANGE CITY	1	53	82	60%	136
VENICE REGIONAL BAYFRONT HEALTH (PULMONARY)		126	10	7%	136
BAPTIST PRIMARY CARE INC		116	20	15%	136
FORT MYERS REHABILITATION AND NURSING CENTER		122	14	10%	136
LAKE SIDE NEUROLOGIC		132	4	3%	136
BROWARD PARTNERSHIP	2	131	3	2%	136
NEW YORK CITY DEPARTMENT OF HEALTH & MENTAL		111	25	18%	136
IRL MARKET LAB ALACHUA		104	31	23%	135
STATMED QUICK QUALITY CLINIC AT NORTH PINELLAS		65	70	52%	135
NCRNC INC		132	3	2%	135
LABORATORY OF FLORIDA		83	52	39%	135
JAMES A HALEY VETERANS HOSPITAL			135	100%	135
SUWANNEE VALLEY NURSING CENTER		126	8	6%	134
WHITE WILSON MEDICAL IMMEDIATE CARE NICEVILLE		1	133	99%	134
GUEST HOUSE OCALA, THE		131	3	2%	134

COVID-19: testing by laboratory

Data through Jan 9, 2021 verified as of Jan 10, 2021 at 09:25 AM

Data in this report are provisional and subject to change.

The numbers in the table below represent the number of Florida and non-Florida residents for whom test results were received by the Department of Health. A person can be tested by more than one laboratory and can have both positive and negative results. **Therefore, the sum of the numbers in each column will be larger than the total number of people tested.**

Reporting lab	Inconclusive	Negative	Positive	Percent positive	Total
PEDIATRICS BY THE SEA		133	1	1%	134
SOMERBY LAKE NONA		131	3	2%	134
PRIMECARE OF DOTHAN		90	44	33%	134
YOUR FAMILY WALK-IN CLINIC		4	130	97%	134
ADVENT HEALTH CENTRA CARE - DELAND		28	106	79%	134
FG RAPID RESULTS	1	55	77	58%	133
TUSCAN GARDENS OF PALM COAST		132	1	1%	133
ENCOMPASS HEALTH REHABILITATION HOSPITAL	5	125	3	2%	133
UNITED CLINICAL LABORATORIES		124	9	7%	133
ADVANCED MEDICAL CENTER		86	47	35%	133
MATHISON RETIREMENT COMMUNITY, INC		131	2	2%	133
INTERNAL MEDICINE & PEDIATRICS OF TAMPA BAY PA		106	27	20%	133
FORT WALTON REHABILITATION CENTER		95	37	28%	132
THE REHABILITATION CENTER OF LAKE CITY		127	5	4%	132
CHIPOLA MEDICAL ASSOCIATES, LLC		83	49	37%	132
INTEGRATED REGIONAL LABORATORIES		119	12	9%	131
ADVENT HEALTH CENTRA CARE - LONGWOOD		26	105	80%	131
PALM BEACH PEDIATRICS PA	2	117	12	9%	131
BAY VUE NURSING AND REHABILITATION CENTER		121	10	8%	131
LONGWOOD HEALTH AND REHABILITATION CENTER		125	6	5%	131
THE WELLNESS CENTER AT LAKEWOOD RANCH		43	88	67%	131
FHMG FLORIDA HOSPITAL MEDICAL GROUP		107	23	18%	130
ADVENT HEALTH CENTRA CARE - AZALEA PARK		112	18	14%	130
BORLAND GROOVER CLINIC	1	110	19	15%	130
MIRACLE HILL NURSING & REHABILITATION CENTER INC		126	4	3%	130
CORAL GABLES NURSING & REHABILITATION CENTER		123	7	5%	130
MILLENNIUM LAB SERVICES			130	100%	130
PEDIATRIC ASSOCIATES OF OCALA PA		115	14	11%	129
BMHSI-AEL MICROBIOLOGY LABORATORY	2	102	25	19%	129
CENTRACARE		17	112	87%	129
BEACON AT GULF BREEZE, THE		124	4	3%	128
WEDGEWOOD HEALTHCARE CENTER		89	39	30%	128
ADVENTHEALTH MEDICAL GROUP PROMPT CAR	1	83	44	34%	128
GENETWORKX		17	111	87%	128
FHMG-FLORIDA HOSPITAL MEDICAL GROUP		109	19	15%	128
KINDRED HOSPITAL	7	117	3	2%	127
HOLLEY NAVARRE MEDICAL CLINIC		86	41	32%	127
TRI-COUNTY NURSING HOME		117	10	8%	127
KENNEDY PAIN CLINIC GROUP LLC		110	17	13%	127
GESSLER CLINIC PA		98	29	23%	127
MOBILE INFIRMARY MED CENTER PATH LAB		114	13	10%	127
LabCorp L#09258090 M#09258105		73	53	42%	126
TUSCAN GARDENS OF VENETIA MANAGEMENT COMPANY		124	2	2%	126
MINUTECLINIC LLC #6007		107	19	15%	126
ROSECASTLE OF CITRUS		124	2	2%	126
ARTHREX MEDICAL CENTER		48	78	62%	126
HOLISTIX TREATMENT CENTERS		120	6	5%	126

COVID-19: testing by laboratory

Data through Jan 9, 2021 verified as of Jan 10, 2021 at 09:25 AM

Data in this report are provisional and subject to change.

The numbers in the table below represent the number of Florida and non-Florida residents for whom test results were received by the Department of Health. A person can be tested by more than one laboratory and can have both positive and negative results. **Therefore, the sum of the numbers in each column will be larger than the total number of people tested.**

Reporting lab	Inconclusive	Negative	Positive	Percent positive	Total
ELMCROFT PINECREST	1	124	1	1%	126
Sunnyside Nursing Home		122	3	2%	125
MORSELIFE MEMORY CARE RESIDENCE		120	5	4%	125
LIFE CARE CENTER OF ALTAMONTE SPRINGS		102	22	18%	124
Cross Terrace REhabilitation		123	1	1%	124
NORTH FLORIDA PEDIATRICS PA - DUVAL		107	17	14%	124
THE CLUB AND REHABILITATION CENTER		123	1	1%	124
24/7 PEDIATRIC CARE CENTERS INC		113	10	8%	123
SOUTH CAMPUS FACILITY INC		118	5	4%	123
GRAVITY DIAGNOSTICS, LLC		36	87	71%	123
AMA MEDICAL GROUP LLC		98	25	20%	123
BRIGHTON EGGERT PHARMACY INC		118	5	4%	123
PROVIDENCE HOSPITAL LABORATORY		118	5	4%	123
SANDY PINES	2	109	11	9%	122
ONESTOP MEDICAL AND URGENT CARE LLC		95	27	22%	122
MINUTECLINIC, LLC # 4469		93	29	24%	122
ADVENT HEALTH CENTRA CARE - CITRUS PARK		9	112	93%	121
ANTHEM LAKES LLC		121			121
DOCTOR'S IN HOUSE LABORATORY		18	103	85%	121
PARKVIEW HEALTH		121			121
PALMS MEDICAL GROUP HIGH SPRINGS		103	18	15%	121
LEESBURG PEDIATRICS		112	9	7%	121
DE LUNA HEALTH AND REHABILITATION CENTER		117	3	3%	120
ADVENT HEALTH CENTRA CARE - BRANDON		30	90	75%	120
SUNNY HILLS ALF OF SEBRING INC		111	9	8%	120
GRAVITY DIAGNOSTICS		42	78	65%	120
HILLSBOROUGH COUNTY DEVELOPMENTAL CTR	1	112	7	6%	120
ST MARK VILLAGE		115	4	3%	119
MATHISON RETIREMENT COMMUNITY		114	5	4%	119
URGENT CARE TCMA			119	100%	119
PALMS FACILITY INC		104	15	13%	119
BOSTON RED SOX CLUB LP		117	2	2%	119
MEYER PEDIATRICS		107	12	10%	119
FAMILY EXTENDED CARE OF CENTRAL TAMPA		108	10	8%	118
PROVISTA DIAGNOSTICS, INC		115	3	3%	118
SOUTH BALDWIN REGIONAL MEDICAL CENTER		110	8	7%	118
MV MEDICAL PRACTICE DBA PRIMARY URGENT CARE		113	5	4%	118
CHARTER SENIOR LIVING OF PANAMA CITY BEACH		100	18	15%	118
JACKSONVILLE NURSING AND REHAB CENTER		113	5	4%	118
RDX BIOSCIENCE		60	58	49%	118
EXCEL PEDIATRICS		88	29	25%	117
PORT SAINT LUCIE HOSPITAL		116	1	1%	117
COQUINA CENTER		115	2	2%	117
WESLEY HAVEN VILLA	1	108	8	7%	117
SHOAL CREEK REHABILITATION CENTER		76	41	35%	117
LAKEVIEW TERRACE RETIREMENT COMMUNITY		106	11	9%	117
NEIGHBORHOOD MEDICAL CENTER		112	5	4%	117

COVID-19: testing by laboratory

Data through Jan 9, 2021 verified as of Jan 10, 2021 at 09:25 AM

Data in this report are provisional and subject to change.

The numbers in the table below represent the number of Florida and non-Florida residents for whom test results were received by the Department of Health. A person can be tested by more than one laboratory and can have both positive and negative results. **Therefore, the sum of the numbers in each column will be larger than the total number of people tested.**

Reporting lab	Inconclusive	Negative	Positive	Percent positive	Total
FIRST CHOICE PEDIATRICS SEMORAN		76	40	34%	116
PONTE VEDRA GARDENS		114	1	1%	115
DOCTORS MEMORIAL FAMILY PRACTICE	2	86	27	23%	115
FAMILY HEALTH CENTERS OF SOUTHWEST FLORIDA INC		83	32	28%	115
UNIVERSITY OF MIAMI		4	111	97%	115
GRACE PEDIATRICS		91	24	21%	115
BELVEDERE COMMONS OF FORT WALTON BEACH		106	9	8%	115
VETERANS AFFAIRS ORLANDO VA MEDICAL CENTER			115	100%	115
Lakeside Nursing and Rehabilitation Center	1	90	24	21%	115
ORLANDO VA MEDICAL CENTER			114	100%	114
PEDIATRICS OF GREATER ORLANDO		100	14	12%	114
FOUNTAINS OF HOPE LLC, THE		113	1	1%	114
MILLER BIOCONNECT		95	18	16%	113
COASTAL HEALTH AND REHAB		110	3	3%	113
BOND CLINIC, PA		82	31	27%	113
STEWART MEDICAL GROUP		34	79	70%	113
ADVENT HEALTH - LAKE NONA		96	17	15%	113
ALLIED HEALTH FORT PIERCE		112			112
Nemours Children's Urgent Care		80	32	29%	112
ST ANTHONYS REHABILITATION HOSPITAL	3	107	2	2%	112
WIMAUMA COMMUNITY HEALTH CENTER		88	24	21%	112
SPRINGS AT LAKE POINTE WOODS		110	2	2%	112
MINUTECLINIC DIAGNOSTIC OF RHODE ISLAND, LLC #729		108	4	4%	112
CENTRA CARE - HUNTER'S CREEK		52	59	53%	111
PEBBLEBROOK PHARMACY		72	39	35%	111
HIALEAH SHORES NURSING AND REHAB CENTER		103	8	7%	111
RDV SPORTSPLEX PEDIATRICS		92	18	16%	110
OKEECHOBEE COUNTY HEALTH DEPT	1	65	44	40%	110
FLORIDA HEALTH CARE PLANS			110	100%	110
LUIS A GHIGLINO MD PA		107	3	3%	110
NORTH FL SOUTH GA HCS-MALCOM RANDALL VAMC			110	100%	110
ST PETERSBURG PEDIATRICS	1	84	25	23%	110
ISLAND HEALTH AND REHABILITATION CENTER		109			109
CORE BIO LABS		74	35	32%	109
SONATA DELRAY BEACH		100	8	7%	108
EVANS HEALTH CARE		106	2	2%	108
Signature healthcare of Jacksonville		103	5	5%	108
US MEDICAL CARE, INC		96	12	11%	108
CHILDRENS CLINIC WEST FLORIDA PEDIATRICS		93	15	14%	108
PINNACLES PEDS CARE PA		107			107
TREASURE COAST MEDICAL ASSOCIATES		3	104	97%	107
GRAND OAKS HEALTH & REHABILITATION		106	1	1%	107
NORTH FLORIDA INTERNAL MEDICINE PA		86	21	20%	107
ADVENT HEALTH CENTRA CARE - SANFORD		28	78	74%	106
HEART OF FLORIDA REGIONAL MED CTR		35	71	67%	106
AMERICAN HOUSE SENIOR LIVING		100	6	6%	106
MINUTECLINIC LLC #4987		92	14	13%	106

COVID-19: testing by laboratory

Data through Jan 9, 2021 verified as of Jan 10, 2021 at 09:25 AM

Data in this report are provisional and subject to change.

The numbers in the table below represent the number of Florida and non-Florida residents for whom test results were received by the Department of Health. A person can be tested by more than one laboratory and can have both positive and negative results. **Therefore, the sum of the numbers in each column will be larger than the total number of people tested.**

Reporting lab	Inconclusive	Negative	Positive	Percent positive	Total
NO FLORIDA PEDIATRICS, PA		95	11	10%	106
REGENCY PARK		87	18	17%	105
MEDICAL CONSULTANTS OF FLORIDA DBA	1	90	14	13%	105
DAIRY ROAD URGENT CARE		60	45	43%	105
FLORIDA DEPARTMENT OF HEALTH IN LAKE COUNTY	1	68	36	34%	105
BAY VIEW HEALTHCARE		85	20	19%	105
GRANDE, THE	2	98	4	4%	104
TAVARES PEDIATRICS		87	17	16%	104
LAKE HOUSE ASSISTED LIVING		88	16	15%	104
SMILEY MEDICAL GROUP		75	28	27%	103
SUNFLOWER SPRINGS ASSISTED LIVING		100	3	3%	103
SURREY PLACE CARE CENTER		98	5	5%	103
LAKEVIEW INTERNAL MEDICINE		61	42	41%	103
PHYSICIANS REGIONAL CLINIC		82	21	20%	103
QUEENS HOSPITAL CENTER		97	5	5%	102
UNIVERSITY MEDICAL CENTER SUITES		90	12	12%	102
ARDEN COURTS OF TAMPA		101			101
MONTEFIORE MEDICAL CENTER LABORATORIES - MOSES		92	9	9%	101
DIAGNOSTIC LABORATORY OF OKLAHOMA		78	22	22%	100
Consulate Health Care of Port Charlotte		98	2	2%	100
The Waterford		100			100
CHILDREN MED CARE INC		84	16	16%	100
VILLAGE PLACE NH LLC		78	22	22%	100
WILLOW BROOKE COURT AT AZALEA TRACE		100			100
MD 365 MEDICAL CARE		98	1	1%	99
HEALTH CARE DISTRICT OF PALM BEACH COUNTY	1	10	88	89%	99
CENTRAL FLORIDA HEALTH CARE		47	52	53%	99
SONATA COCONUT CREEK	1	83	15	15%	99
WOOD LAKE HEALTH AND REHABILITATION CENTER		99			99
HOBDAIRI FAMILY HEALTH LLC		68	30	31%	98
TRADITION MEDICAL CENTER LABORATORY		48	50	51%	98
MG PORT CHARLOTTE II SUBTENANT LLC		87	11	11%	98
BARKLEY PLACE	1	94	3	3%	98
SEMINOLE COUNTY HEALTH DEPARTMENT		79	19	19%	98
PLAZA OF HALLANDALE BEACH		98			98
FLORIDA COMMUNITY HEALTH CENTERS INC			98	100%	98
URINEGOODHANDS LLC		96	2	2%	98
GENOME LLC	1	83	13	13%	97
HEALTH CENTERS AT BRENTWOOD		96	1	1%	97
DAYSRING VILLAGE		96	1	1%	97
CHERRY OAK PALM BEACH COUNTY		93	4	4%	97
EAST NEW YORK DIAGNOSTIC AND TREATMENT		92	5	5%	97
BAY EDUCATORS WELLNESS CENTER		60	36	38%	96
FARAH MEDICAL		92	4	4%	96
BAYSHORE MEMORY CARE		96			96
GLOBAL CENTRAL LABS AT PPD	2	87	7	7%	96
PEDIATRIC ASSOCIATES ORLANDO		82	14	15%	96

COVID-19: testing by laboratory

Data through Jan 9, 2021 verified as of Jan 10, 2021 at 09:25 AM

Data in this report are provisional and subject to change.

The numbers in the table below represent the number of Florida and non-Florida residents for whom test results were received by the Department of Health. A person can be tested by more than one laboratory and can have both positive and negative results. **Therefore, the sum of the numbers in each column will be larger than the total number of people tested.**

Reporting lab	Inconclusive	Negative	Positive	Percent positive	Total
ADVENTHEALTH CENTRA CARE WINTER HAVEN		3	93	97%	96
DEVANSH LAB WERKS INC		79	16	17%	95
BROWARD HEALTH CORAL SPRINGS EPIDEMIOLOGY DEPT		1	94	99%	95
HUNT CLUB PEDIATRIC ASSOCIATES PA		51	44	46%	95
CROSS CITY REHABILITATION AND HEALTH CARE CENTER		72	23	24%	95
THE TERRACE OF KISSIMMEE		80	15	16%	95
ARBOR TRAIL		77	18	19%	95
ADVANCED MEDICAL GROUP		1	94	99%	95
ALL FLORIDA FAMILY AND SPORTS MEDICINE		86	9	9%	95
ADVENT HEALTH CENTRA CARE - KISSIMMEE		61	34	36%	95
PINELLAS CARE CENTER		68	27	28%	95
VISTA MANOR		92	3	3%	95
DIAGNOSTIC SOLUTIONS		3	91	97%	94
NATURE COAST MEDICAL GROUP		50	44	47%	94
UNIVERSITY HEALTH SYSTEM INC		84	10	11%	94
WHITE PLAINS HOSPITAL CENTER LAB		92	2	2%	94
OAKS OF KISSIMMEE HEALTH AND REHABILITATION CENTER		94			94
ISLAND URGENT CARE PLLC DBA AFC URGENT CARE		93	1	1%	94
WESTCHESTER MEDICAL CENTER		92	2	2%	94
PICH KTM CORP DBA MEDTOWN PHARMACY		79	15	16%	94
MEDIPATH LLC		2	91	98%	93
CABANA AT JENSEN DUNES, THE		93			93
Courtyards of Orlando Care Center		88	5	5%	93
SIGNATURE HEALTHCARE OF PORT CHARLOTTE		86	7	8%	93
NAVY HOSPITAL			93	100%	93
THE COURTYARD ASSISTED LIVING		88	4	4%	92
ADVENT HEALTH CENTRA CARE - HUNTERS CREEK	3	48	41	45%	92
PHYSICIANS REGIONAL MEDICAL CENTER - PINE RIDGE		18	74	80%	92
COASTAL INTERNAL MEDICINE		71	21	23%	92
TIFFANY HALL NURSING AND REHAB CENTER		91	1	1%	92
DOLPHIN POINTE HEALTH CARE LLC		77	14	15%	91
HERON CLUB AT PRESTANCIA		89	2	2%	91
AMERICAN HOUSE-BONITA SPRINGS		90	1	1%	91
GEORGIA DEPARTMENT OF PUBLIC HEALTH		1	89	99%	90
AYERS HEALTH & REHABILITATION CENTER		90			90
WELLNOW URGENT CARE PC		90			90
SOUTH BALDWIN MEDICAL CENTER GULF SHORES		71	19	21%	90
North Lake Care Center		89	1	1%	90
HURLBURT FIELD CLINIC		39	51	57%	90
TGH URGENT CARE - SEMINOLE			90	100%	90
ADVENT HEALTH CENTRA CARE - WATERMAN		78	12	13%	90
SEASIDE HEALTH AND REHABILITATION CENTER		33	57	63%	90
KEYS MEDICAL GROUP			90	100%	90
LEE COUNTY SCHOOL DISTRICT	1	82	6	7%	89
NO FLORIDA PEDIATRICS, PA - BRADFORD		77	12	13%	89
WASHINGTON REHAB AND NURSING		81	8	9%	89
AVANTE AT LEESBURG INC		89			89

COVID-19: testing by laboratory

Data through Jan 9, 2021 verified as of Jan 10, 2021 at 09:25 AM

Data in this report are provisional and subject to change.

The numbers in the table below represent the number of Florida and non-Florida residents for whom test results were received by the Department of Health. A person can be tested by more than one laboratory and can have both positive and negative results. **Therefore, the sum of the numbers in each column will be larger than the total number of people tested.**

Reporting lab	Inconclusive	Negative	Positive	Percent positive	Total
ARDEN COURTS OF DELRAY BEACH FL LLC	1	87	1	1%	89
PREDICTIVE LABORATORIES, INC	1	79	9	10%	89
AVERO DIAGNOSTICS		64	24	27%	88
GOVERNOR'S CREEK HEALTH & REHABILITATION		87	1	1%	88
ARCPPOINT LABS OF SARASOTA MANATEE		29	59	67%	88
ST MARK ASSISTED LIVING CENTER	1	76	11	13%	88
KALEIDA HEALTH CENTER FOR LABORATORY		82	6	7%	88
FOUNTAIN INN NURSING & REHABILITATION CTR, INC		82	6	7%	88
WORKPLACE SCREENING INTELLIGENCE			88	100%	88
PHYSICIAN PARTNERS PERRY		45	43	49%	88
WELL HEALTH WORKS	1	84	2	2%	87
DISCOVERY VILLAGE AT MELBOURNE		86	1	1%	87
PACIFIC ANALYTICS			87	100%	87
SUNY UPSTATE MEDICAL UNIVERSITY		82	5	6%	87
BRANDON HEALTH AND REHABILITATION CENTER	1	85	1	1%	87
ADVENT HEALTH - PALM HARBOR ER		64	22	26%	86
VILLAS OF HOLLY BROOK - BRADENTON 14TH		86			86
CITRUS MEMORIAL HEALTH SYSTEM LAB		2	84	98%	86
PEDIATRIC SPECIALISTS MEDICAL GROUP	1	78	7	8%	86
W. FRANK WELLS NURSING HOME		84	1	1%	85
CROSSWINDS HEALTH AND REHABILITATION CENTER		85			85
JPR URGENT MEDICAL CARE		85			85
LATE HOURS URGENT CARE		49	36	42%	85
MIAMI SHORES NURSING & REHAB		85			85
PIONEER CLINICAL LAB LLC		46	39	46%	85
VIERA HOSPITAL			85	100%	85
RESEARCH CENTERS OF AMERICA, LLC		69	16	19%	85
ADVENT HEALTH CENTRA CARE - SOUTH ORANGE		69	16	19%	85
FREEDOM INN AT TARPON SPRINGS		81	4	5%	85
CLEVELAND CLINIC FOUNDATION		12	73	86%	85
NITE LITE PEDIATRICS - JACKSONVILLE		76	8	10%	84
CHARLES CROFT MD	1	82	1	1%	84
PINES OF SARASOTA GARDEN		84			84
NSPIRE HEALTHCARE TAMARAC		80	4	5%	84
JOHN KNOX VILLAGE OF FLORIDA ALF	1	81	2	2%	84
VIPEDIATRICS PLLC		79	5	6%	84
QUICK CARE MED PL CR		80	3	4%	83
CRANE CENTER		61	22	27%	83
VILLAGE PEDIATRICS LLC		64	19	23%	83
CLYDE E LASSEN STATE VETERANS NURSING HOME		59	24	29%	83
Hampton Court Nursing and Rehabilitation Center		82	1	1%	83
LABCORP EMPLOYER SERVICES		82	1	1%	83
IQBAL A FARUQUI MD		66	17	20%	83
SARAPATH DIAGNOSTICS		1	81	99%	82
GULF COAST MEDICAL CENTER		80	2	2%	82
LAB		29	53	65%	82
PROMPT CARE OF CENTRAL FLORIDA			82	100%	82

COVID-19: testing by laboratory

Data through Jan 9, 2021 verified as of Jan 10, 2021 at 09:25 AM

Data in this report are provisional and subject to change.

The numbers in the table below represent the number of Florida and non-Florida residents for whom test results were received by the Department of Health. A person can be tested by more than one laboratory and can have both positive and negative results. **Therefore, the sum of the numbers in each column will be larger than the total number of people tested.**

Reporting lab	Inconclusive	Negative	Positive	Percent positive	Total
THE PAVILION FOR HEALTH CARE		72	10	12%	82
CAREMOUNT MEDICAL - PATHOLOGY		79	3	4%	82
BIO-TECH CLINICAL LABORATORIES		41	40	49%	81
KINDRED HOSPITAL THE PALM BEACHES		78	3	4%	81
DB MD		74	7	9%	81
MIDWAY PRIMARY CARE, LLC		79	2	2%	81
RIVERWOOD HEALTH NH LLC		63	18	22%	81
KORGENE LAB	1	23	57	70%	81
RIDGEWOOD DIAGNOSTIC LABORATORY		77	4	5%	81
CLEARWATER STATMED QUICK QUALITY CLINICS		36	44	55%	80
MACADAMS HOME HEALTH AGENCY		79	1	1%	80
MY CLINICAL LAB INC		17	63	79%	80
AFTER HOURS PEDIATRICS INC	1	1	78	98%	80
LIFE BRITE		70	10	13%	80
FINNISH AMERICAN REST HOME-ALF		78	2	3%	80
ADVENT HEALTH CARE CENTER		73	6	8%	79
EDGEWATER AT WATERMAN VILLAGE		78	1	1%	79
MAGNOLIA DIAGNOSTIC		1	78	99%	79
The Crossroads		78	1	1%	79
SONATA WEST		77	2	3%	79
FAWCETT MEMORIAL HOSPITAL LABORATORY			79	100%	79
CARENOW URGENT CARE - LAKE MARY			79	100%	79
CATHOLIC HEALTH SYSTEM DEPT LABORATORY		77	2	3%	79
BIODESIX, INC.		62	17	22%	79
NAVARRE GARDENS LLC		59	20	25%	79
VETERANS AFFAIRS MEDICAL CENTER - PALO ALTO		28	51	65%	79
CBS LABS OF TAMPA LLC		3	76	96%	79
FAMILY MEDICAL CARE OF PALM BEACH		41	37	47%	78
ARBOR GLEN AT ARBOR TRACE	2	69	7	9%	78
HARBORCHASE OF NAPLES		66	12	15%	78
NORTH FLORIDA SPINE AND WELLNESS		59	18	23%	77
TRUE NORTH HEALTH NAVIGATION LLC DBA DISPATCHHEALTH	1	60	16	21%	77
BENTON HOUSE AT OAKLEAF		51	26	34%	77
SUMMIT MEDICAL GROUP		69	8	10%	77
ORANGE CITY NURSING AND REHAB		75	2	3%	77
MEMORY CARE OF NAPLES		77			77
CONSULATE HEALTH CARE OF SARASOTA□		77			77
DYNAMIC MEDICAL USA			76	100%	76
VILLA MARIA WEST SKILLED NURSING FACILITY		70	6	8%	76
WINDSOR REFLECTIONS		75	1	1%	76
J FRANK AVEY MD		59	17	22%	76
ASAP LABS LLC		71	5	7%	76
CLINICAL PATHOLOGY ASSOCIATES-SONIC REFERENCE LAB		76			76
NORTH PORT REHABILITATION AND NURSING CENTER□		75	1	1%	76
LAFAYETTE NURSING AND REHABILITATION CENTER		75	1	1%	76
BOND CLINIC PA		43	32	43%	75
FLORIDA HEALTH CARE PLANS INC		1	74	99%	75

COVID-19: testing by laboratory

Data through Jan 9, 2021 verified as of Jan 10, 2021 at 09:25 AM

Data in this report are provisional and subject to change.

The numbers in the table below represent the number of Florida and non-Florida residents for whom test results were received by the Department of Health. A person can be tested by more than one laboratory and can have both positive and negative results. **Therefore, the sum of the numbers in each column will be larger than the total number of people tested.**

Reporting lab	Inconclusive	Negative	Positive	Percent positive	Total
LAKE MORTON PLAZA☐		72	3	4%	75
Madison Health and Rehabilitation Center		42	33	44%	75
ERIE COUNTY MEDICAL CTR CLINICAL LABS		71	4	5%	75
ADVENTHEALTH EXPRESSCARE		45	30	40%	75
TGH URGENT CARE – TYRONE		2	73	97%	75
NOAH CLINICAL LABORATORY		63	11	15%	74
LABCORP RTP		30	44	59%	74
PARK OF THE PALMS INC		74			74
QPS, LLC		73	1	1%	74
CARENOW LAKE MARY			74	100%	74
ATRIUM AT LIBERTY PARK☐		70	4	5%	74
LAKE VIEW CARE CENTER AT DELRAY		73	1	1%	74
SANDY RIDGE CENTER FOR REHABILITATION AND HEALING		71	3	4%	74
CONSULATE HEALTH CARE – LAKE MARY		72	1	1%	73
LABFIRST - DEPARTMENT OF PATHOLOGY		71	2	3%	73
LCS SANDHILL COVE LLC DBA	3	67	3	4%	73
LECONTE MEDICAL CENTER LAB		55	18	25%	73
DEPARTMENT OF HEALTH BUREAU OF FAMILY		72	1	1%	73
SOUTH GEORGIA MEDICAL CENTER		48	25	34%	73
SCOTT LAKE HEALTH AND REHABILITATION CENTER		71	2	3%	73
BROOKDALE OVIEDO		70	2	3%	72
Cross Landings Health and Rehabilitation		72			72
BROWARD HEALTH MEDICAL CENTER		3	69	96%	72
PANAMA PHARMACY	2	61	9	13%	72
HAVEN OF OUR LADY OF PEACE		72			72
The Crossings		72			72
East Bay Rehabilitation Center		41	31	43%	72
ADVENT HEALTH CENTRA CARE - POINCIANA		30	42	58%	72
STONY BROOK UNIVERSITY MEDICAL CENTER		63	8	11%	71
DOUGLAS T JACOBSON STATE VETERANS HOME		71			71
ISLAND DOCTORS		5	66	93%	71
AMMON LABS		61	10	14%	71
ADVANCED LAB		67	4	6%	71
The Grove Health and Rehabilitation		52	19	27%	71
NOVARI CARE LLC		53	18	25%	71
MAINSTREAM DIAGNOSTIC LABORATORY LLC		61	10	14%	71
GRAND OAKS OF JENSEN BEACH LLC☐		71			71
HIGHLANDS MEDICAL CENTER		69	2	3%	71
Highlands Regional Hospital		63	7	10%	70
HUNTSVILLE HOSPITAL LABORATORY		49	21	30%	70
PLYMOUTH HOME FOR ADULTS, INC.	8	61	1	1%	70
PROMEDICA LABORATORIES		21	49	70%	70
MICRO PATH LABORATORIES INC		68	2	3%	70
S-H THIRTY-FIVE OPCO- PORT ST LUCIE, LLC	1	69			70
DOS OF NORTH SHORES NURSING & REHAB CENTER		70			70
MEMORIAL MANOR		70			70
SUNCOAST COMMUNITY HEALTH CENTERS PEDIATRICS		21	49	70%	70

COVID-19: testing by laboratory

Data through Jan 9, 2021 verified as of Jan 10, 2021 at 09:25 AM

Data in this report are provisional and subject to change.

The numbers in the table below represent the number of Florida and non-Florida residents for whom test results were received by the Department of Health. A person can be tested by more than one laboratory and can have both positive and negative results. **Therefore, the sum of the numbers in each column will be larger than the total number of people tested.**

Reporting lab	Inconclusive	Negative	Positive	Percent positive	Total
Life Care Center at Inverrary		69	1	1%	70
HEALTH FIRST - PALM BAY HOSPITAL		2	67	97%	69
HERITAGE HEALTHCARE AND REHABILITATION CENTER		69			69
SIMED LABORATORY		57	12	17%	69
WALGREENS 10670		63	6	9%	69
USF HEALTH MORSANI CENTER		5	64	93%	69
RESTORE HEALTH URGENT CARE		22	46	68%	68
SEVEN HILLS HEALTH AND REHABILITATION CENTER		53	15	22%	68
WHITE-WILSON MEDICAL CENTER - FORT WALTON BEACH		64	4	6%	68
MD 365 MEDICAL CARE PLLC		68			68
CANOPY ON BERRYHILL, THE		48	20	29%	68
WINDSOR OF LAKEWOOD RANCH,THE		68			68
MIAMI BEACH COMMUNITY HEALTH CENTER			68	100%	68
SUMMIT AT VENICE	2	62	4	6%	68
Centre Pointe Health and Rehabilitation Center		63	5	7%	68
NEW SMYRNA BEACH URGENT CARE			68	100%	68
SUNCOAST OPTIMAL WELLNESS		23	45	66%	68
MINUTECLINIC DIAGNOSTIC OF SOUTH CAROLINA, LLC		62	6	9%	68
WINDSOR OAKS		67	1	1%	68
SENIOR LIVING VII TAMPA LLC	1	57	9	13%	67
CENTRAL BALDWIN IMMEDIATE CARE & FAMILY PRACTICE		51	16	24%	67
LAB PLUS, LLC AT SAINT THOMAS WEST HOSPITAL		53	14	21%	67
MD LABS		40	27	40%	67
PRIME HEALTH OF NORTH PORT LLC		62	5	7%	67
AEL- MEMPHIS		17	50	75%	67
MEDEX MEDICAL EXPRESS OF PALATKA			66	100%	66
HEARTLAND PEDIATRICS OF LAKE PLACID PA		55	11	17%	66
STERLING HOUSE OF TALLAHASSEE	3	57	6	9%	66
ASSOCIATED CLINICAL LABORATORIES		59	7	11%	66
SUSANNA WESLEY HEALTH CENTER		60	6	9%	66
PALMS REHABILITATION AND HEALTHCARE CENTER		63	3	5%	66
CITRUS MEMORIAL HOSPITAL			65	100%	65
Avante at Orlando		64	1	2%	65
CL BRUMBACK PRIMARY CARE CLINICS		16	49	75%	65
VIERA DEL MAR HEALTH AND REHABILITATION CENTER		63	2	3%	65
TUSCAN ISLE CHAMPIONSGATE OP CO LLC		64	1	2%	65
HOLISTIC PEDIATRICS GROUP LLC		54	11	17%	65
ARDEN COURTS OF FORT MYERS		63	2	3%	65
OAKHURST CENTER		65			65
ELLENTON PEDIATRICS PA		57	8	12%	65
CLINICA HISPANA			65	100%	65
220 GOLDEN, LLC		55	10	15%	65
ST VINCENT'S BIRMINGHAM		61	4	6%	65
WHITE WILSON MEDICAL CENTER PA - NAVARRE		1	64	98%	65
JOSEPH L MORSE GERIATRIC CENTER	2	59	3	5%	64
PLANTATION GENERAL HOSPITAL CLINICAL LAB		26	38	59%	64
STONY BROOK SOUTHAMPTON		63	1	2%	64

COVID-19: testing by laboratory

Data through Jan 9, 2021 verified as of Jan 10, 2021 at 09:25 AM

Data in this report are provisional and subject to change.

The numbers in the table below represent the number of Florida and non-Florida residents for whom test results were received by the Department of Health. A person can be tested by more than one laboratory and can have both positive and negative results. **Therefore, the sum of the numbers in each column will be larger than the total number of people tested.**

Reporting lab	Inconclusive	Negative	Positive	Percent positive	Total
RIVERSIDE RECOVERY OF TAMPA		63	1	2%	64
OUT OF STATE		40	24	38%	64
ADVENTHEALTH MEDICAL GROUP FAMILY MEDICINE AT		48	16	25%	64
BRISTOL AT TAMPA, THE	2	57	5	8%	64
NEMOURS CHILDRENS PRIMARY CARE OVIEDO		51	13	20%	64
EISENHOWER ARMY MEDICAL CENTER		60	4	6%	64
MOBILE PHYSICIAN SERVICES INC		58	5	8%	63
VIERA HEALTH AND REHABILITATION CENTER		62	1	2%	63
MED EXPRESS		6	57	90%	63
POINTE, THE		61	2	3%	63
SIPARADIGM LLC		48	15	24%	63
WADSWORTH HEALTH CENTER		60	3	5%	63
F&T MEDICAL RESEARCH, INC		63			63
SEMINOLE SPORTS AND FAMILY MEDICINE		60	3	5%	63
HUNTINGTON HOSPITAL LABORATORY		61	2	3%	63
APC PEDIATRICS AT RYE ROAD MEDICAL PARK		63			63
SUMMER VISTA ASSISTED LIVING		38	25	40%	63
MEDI CLINIC SARASOTA INC		62	1	2%	63
HOSPICE OF ST FRANCIS INC		61	2	3%	63
MARKET STREET VIERA		62			62
BALMORAL TENANT SERVICES INC	1	41	20	32%	62
PINELLAS COUNTY JAIL			62	100%	62
WALGREENS 6221		56	6	10%	62
CRAIG BERGER MD PL D/B/A BAY AREA EYE INSTITUTE		62			62
The Care Center at Pinellas Park	1	53	8	13%	62
FLORIDA PEDIATRIC GROUP		27	35	56%	62
OVERLOOK HOSPITAL LABORATORY		57	5	8%	62
STUART LODGE LIVING LLC		42	20	32%	62
ALTERNATIVE LIVING, INC DBA TWIN CITIES PAVILION		62			62
HARBORCHASE OF VERO BEACH		57	5	8%	62
AMERICAN FAMILY MEDICAL LLC		35	26	43%	61
BROOKDALE FORT MYERS THE COLONY		59	2	3%	61
CLINICAL ENTERPRISE, INC		59	2	3%	61
BOND CLINIC DR ELDEEB		35	26	43%	61
AMERICAN FAMILY MEDICAL		48	13	21%	61
EXACT SCIENCES LABORATORIES, LLC		15	46	75%	61
WASHINGTON REHABILITATION AND NURSING CENTER		51	10	16%	61
NXGEN MDX		20	41	67%	61
HAWKINS FAMILY MEDICINE LLC		32	29	48%	61
EMERALD COAST HOSPICE		60	1	2%	61
ISLAND COAST PEDIATRICS		56	5	8%	61
ELMCROFT OF BELLA VITA		52	8	13%	60
ADVENTHEALTH EXPRESS CARE AT WALGREENS 49TH STREET		46	14	23%	60
TWIN CREEKS ASSISTED LIVING & MEMORY CARE		57	3	5%	60
MARTIN ACQUISITION 1 LLC DBA		51	9	15%	60
DAYSPRING SENIOR LIVING LLC		59	1	2%	60
MED COMP SCIENCES		1	59	98%	60

COVID-19: testing by laboratory

Data through Jan 9, 2021 verified as of Jan 10, 2021 at 09:25 AM

Data in this report are provisional and subject to change.

The numbers in the table below represent the number of Florida and non-Florida residents for whom test results were received by the Department of Health. A person can be tested by more than one laboratory and can have both positive and negative results. **Therefore, the sum of the numbers in each column will be larger than the total number of people tested.**

Reporting lab	Inconclusive	Negative	Positive	Percent positive	Total
EMBRY RIDDLE AERONAUTICAL UNIVERSITY HEALTH SERVICES			60	100%	60
KINDRED HOSPITAL MELBOURNE		59	1	2%	60
WATERCREST ST LUCIE WEST	1	56	3	5%	60
MAGNOLIA FAMILY URGENT CARE		46	14	23%	60
EAST ALABAMA MEDICAL CENTER LABORATORY		51	9	15%	60
PLANT CITY PEDIATRICS		52	7	12%	59
OPPENHEIMER PLASTIC SURGERY LLC		55	4	7%	59
MINNESOTA TWINS		56	3	5%	59
ZON BEACHSIDE LLC☐		47	12	20%	59
KINDRED HOSPITAL-BAY AREA-ST PETERSBURG LAB		57	2	3%	59
SAN JOSE SENIOR CARE LLC	1	41	17	29%	59
OAK MANOR NURSING HOME		57	2	3%	59
CENTRA CARE POINCIANA	1	45	13	22%	59
BIOTECH		52	7	12%	59
AVANTE AT OCALA INC		55	4	7%	59
INTERNAL LAB		50	9	15%	59
BIG BOCA SMILES LLC☐		57	2	3%	59
Margate Health and Rehabilitation Center		56	2	3%	58
GV NAPLES OPCO, LLC		58			58
Crystal Health & Rehab Center		58			58
A COUNTRY PLACE ASSISTED LIVING FACILITY		58			58
NADAL PEDIATRICS		47	11	19%	58
FLORIDA ATLANTIC UNIVERSITY STUDENT HEALTH		45	13	22%	58
THE CANOPY AT BERRYHILL		58			58
ASCENSION SACRED HEART BAY LABORATORY		54	3	5%	57
GENPATH			57	100%	57
ALZHEIMERS CARE CENTER OF VIERA LTD		37	20	35%	57
MALCOM RANDALL DEPT OF VAMC			57	100%	57
ADVENT HEALTH CENTRA CARE - APOPKA NORTH		31	26	46%	57
KAPG FLEMING ISLAND SENIOR HOUSING OPCO LLC	1	56			57
MILLENIUM PHYSICIANS GROUP		1	56	98%	57
WALGREENS 3173		50	7	12%	57
PALMS EDGE	1	53	3	5%	57
CATHOLIC HEALTH SERVICES REGIONAL LAB		52	5	9%	57
BEACHES PEDIATRICS PA		54	3	5%	57
FHMG LAKE MARY PEDS		45	11	20%	56
PALM BAY URGENT CARE		28	28	50%	56
PEDIATRICS IN BREVARD PA- ROCKLEDGE		39	17	30%	56
FLAGLER COLLEGE HEALTH SERVICES		39	17	30%	56
CENTRAL FLORIDA HEALTHCARE GROUP LLC		48	8	14%	56
EAGLES WATCH CLUSTER		47	9	16%	56
LENOX HILL HOSPITAL		50	6	11%	56
BAPTIST HEALTH SOUTH FLORIDA - WEST BOCA URGENT CARE		34	22	39%	56
EC OPCO CARROLLWOOD LLC		50	6	11%	56
TIFFANY HALL NURSING AND REHAB		44	12	21%	56
PREMIER MEDICAL ASSOCIATES ALL FLORIDA LLC		54	1	2%	55
SONATA HUNTERS CREEK		47	8	15%	55

COVID-19: testing by laboratory

Data through Jan 9, 2021 verified as of Jan 10, 2021 at 09:25 AM

Data in this report are provisional and subject to change.

The numbers in the table below represent the number of Florida and non-Florida residents for whom test results were received by the Department of Health. A person can be tested by more than one laboratory and can have both positive and negative results. **Therefore, the sum of the numbers in each column will be larger than the total number of people tested.**

Reporting lab	Inconclusive	Negative	Positive	Percent positive	Total
CENTRA CARE - CONWAY		21	34	62%	55
SONNIS PEDIATRICS PA		50	5	9%	55
PUBLIC SQUARE PHARMACY LLC		41	14	25%	55
Mt Sinai Aventura			55	100%	55
CENTURY CENTER FOR REHABILITATION & HEALING		39	16	29%	55
ALTAMONTE PEDIATRIC ASSOCIATES		31	24	44%	55
REGENTS PARK OF BOCA RATON□		53	2	4%	55
MEDICATION ROOMS-CSU/CI NURSE STATION	1	47	6	11%	54
CERTUS MTD OPCP LLC		52	2	4%	54
VETERANS AFFAIRS MEDICAL CENTER - GULF COAST		27	27	50%	54
NORTH SHORE UNIVERSITY HOSPITAL LABORATORY		49	5	9%	54
UNITED LABORATORY SERVICES CORPORATION		38	16	30%	54
JUNIPER VILLAGE AT NAPLES		53	1	2%	54
WILSON MEMORIAL REGIONAL MEDICAL CENTER		51	3	6%	54
INDIGO MANOR□		22	32	59%	54
ST. CLOUD MEDICAL GROUP		54			54
JERICOHO URGENT CARE		51	3	6%	54
SARASOTA CO. HEALTH DEPT # 58		40	14	26%	54
KINDRED HOSPITAL - SOUTH FLORIDA		54			54
CLERMONT HEALTH AND REHAB		40	14	26%	54
ALTAMONTE MD			54	100%	54
STEWARD SEBASTIAN RIVER MEDICAL CENTER		27	27	50%	54
AFC PHYSICIANS OF FLORIDA		37	16	30%	53
Osprey Point Nursing Center		51	2	4%	53
ADVENT HEALTH - PALM COAST		1	52	98%	53
JACOBI MEDICAL CENTER		50	3	6%	53
RIVER TOWN DIAGNOSTIC LLC		17	36	68%	53
MANOR CARE OF PALM HARBOR		53			53
ADVENT HEALTH		49	3	6%	52
EXPERTUS LABORATORIES INC		24	28	54%	52
WEST COAST FAMILY MEDICAL CARE		38	14	27%	52
KENDALL REGIONAL MEDICAL CENTER LAB	3		49	94%	52
PARKSIDE INN		52			52
MIAMI VA HEALTHCARE SYSTEM			52	100%	52
INTERNAL MEDICINE SPECIALIST		46	6	12%	52
SNH BRFL TENANT LLC	2	50			52
ATMORE COMMUNITY HOSPITAL LABORATORY		33	18	35%	51
STEINHATCHEE FAMILY MEDICAL CENTER□	1	45	5	10%	51
BROWARD HEALTH MEDICAL CENTER CLINICAL LAB			51	100%	51
CLERMONT URGENT CARE			51	100%	51
CLARE BRIDGE OF SARASOTA		50	1	2%	51
ROSECASTLE AT DELANEY CREEK		50	1	2%	51
GULFVIEW MEDICAL INSTITUTE		51			51
HAWTHORN HOUSE□		41	10	20%	51
APOLLOMDX LABS		29	22	43%	51
ARBOR OAKS AT TYRONE	5	46			51
PHYSICIANS PRIMARY CARE OF SOUTHWEST FLORIDA		39	12	24%	51

COVID-19: testing by laboratory

Data through Jan 9, 2021 verified as of Jan 10, 2021 at 09:25 AM

Data in this report are provisional and subject to change.

The numbers in the table below represent the number of Florida and non-Florida residents for whom test results were received by the Department of Health. A person can be tested by more than one laboratory and can have both positive and negative results. **Therefore, the sum of the numbers in each column will be larger than the total number of people tested.**

Reporting lab	Inconclusive	Negative	Positive	Percent positive	Total
Peninsula Care and Rehab		49	2	4%	51
SUMMERFIELD EMERGENCY ROOM		34	17	33%	51
RITECARE MED CTR H			50	100%	50
GATEWAY CARE CENTER		50			50
RARITAN BAY PERTH AMBOY		47	3	6%	50
MINUTECLINIC DIAGNOSTIC OF TEXAS, LLC		43	7	14%	50
Darcy Hall Of Life Care		50			50
SUMMIT MEDICAL GROUP PA		48	2	4%	50
ST FRANCIS HOSPITAL		44	6	12%	50
BAPTIST MEDICAL CENTER SOUTH		37	13	26%	50
PALM RIVER COMMUNITY HEALTH CENTER		45	5	10%	50
SEA PINES REHABILITATION HOSPITAL		50			50
NITE LITE PEDIATRICS - PORT ST. LUCIE		42	8	16%	50
WHITE WILSON MEDICAL CENTER IMMEDIATE CARE		2	48	96%	50
SONATA BOCA RATON		48	2	4%	50
WALTON PLACE		49			49
ALLEGRO		47	2	4%	49
FLORIDA HEALTH CARE		6	43	88%	49
GENEDX		36	13	27%	49
USF		1	48	98%	49
PANCARE HEALTH GULF COUNTY		36	13	27%	49
SOLARIS SENIOR LIVING NORTH NAPLES		48	1	2%	49
TUKA PEDIATRICS		7	42	86%	49
BioReference Laboratories, Inc		6	43	88%	49
FLORIDA MEDICAL CLINIC LLC		32	17	35%	49
CHILDREN'S HOSPITAL OF ALABAMA		47	1	2%	48
MENTAL HEALTH CARE INC		42	6	13%	48
ALLIANCE PEDIATRICS		24	24	50%	48
BAY CENTER HURRICANE SHELTER		48			48
HERNANDO COUNTY FIRE RESCUE DISTRICT		23	25	52%	48
CAREMED INTERNAL MEDICINE		30	18	38%	48
BIOIQ			48	100%	48
INN AT THE FOUNTAINS, THE		34	14	29%	48
ADVENT HEALTH CENTRA CARE - EAST ORLANDO		21	27	56%	48
NAPLES PEDIATRICS INC		43	5	10%	48
KINDRED HOSPITAL NORTH FLORIDA	2	42	4	8%	48
ADVENT HEALTH CENTRA CARE - SAND LAKE		19	29	60%	48
COURTYARD GARDENS OF JUPITER		48			48
SOFT CELL LABORATORIES		45	3	6%	48
PORT CHARLOTTE REHABILITATION CENTER		40	8	17%	48
HOSPICE OF THE TREASURE COAST		45	3	6%	48
SARATOGA HOSPITAL LABORATORY		43	4	9%	47
SEMINOLE TRIBE OF FLORIDA		35	12	26%	47
ALEXANDER NININGER STATE VETERANS		47			47
GREENLEAF ALF		46	1	2%	47
ARBOR TERRACE SAN JOSE LLC	2	44	1	2%	47
SUNSHINE GARDENS		47			47

COVID-19: testing by laboratory

Data through Jan 9, 2021 verified as of Jan 10, 2021 at 09:25 AM

Data in this report are provisional and subject to change.

The numbers in the table below represent the number of Florida and non-Florida residents for whom test results were received by the Department of Health. A person can be tested by more than one laboratory and can have both positive and negative results. **Therefore, the sum of the numbers in each column will be larger than the total number of people tested.**

Reporting lab	Inconclusive	Negative	Positive	Percent positive	Total
INTERLAB		1	46	98%	47
PEDIATRIC CARE CENTER- JACKSONVILLE BEACH		19	28	60%	47
FIRSTCARE CLINIC		24	23	49%	47
ASHRAF MEDICAL GROUP PLLC DBA PULSE MD		47			47
A2Z DIAGNOSTICS		46	1	2%	47
HOSPICE OF THE EMERALD COAST INC - PANAMA CITY	1	44	2	4%	47
BARRY UNIVERSITY STUDENT HEALTH SERVICES		37	10	21%	47
CHAMBREL AT ISLAND LAKE		46	1	2%	47
TRINITY AL SENIOR HOUSING LLC		44	3	6%	47
NAVARRE GARDENS		41	6	13%	47
ROHR HOME		44	3	6%	47
COLLIER BLVD HMA PHYSICIAN MANAGEMENT LLC		46			46
H LEE MOFFITT CANCER CENTER MICRO		46			46
HARTFORD HEALTH SERVICES LLC		46			46
EAST MANATEE FAMILY	1	1	44	96%	46
MID FLORIDA PATHOLOGY LLC MOBILE UNIT #4		25	21	46%	46
PREMIER PLACE HEALTHCARE AT THE GLENVIEW		46			46
SOUTHPORT SQUARE HARBOUR HEALTH		45			45
UNIVERSITY OF CENTRAL FLORIDA HEALTH SERVICES		45			45
ADVENT HEALTH - MOUNT DORA		6	39	87%	45
PANCARE HEALTH - MALONE CLINIC		41	4	9%	45
ADVENT HEALTH MEDICAL GROUP OB GYN AT		39	6	13%	45
EMERALD COAST BEHAVIORAL HOSPITAL		43	2	4%	45
PALM BAY PEDIATRICS		33	12	27%	45
POPLAR HEALTHCARE PLLC	1	11	33	73%	45
REDI-MED WALK-IN FAMILY CARE			45	100%	45
HEALTH FIRST - CAPE CANAVERAL HOSPITAL		1	44	98%	45
MAGNOLIA MEDICAL CLINIC		7	38	84%	45
MCW MENTAL HEALTH LLC		44	1	2%	45
DOH		21	24	53%	45
GOOD HEARTS COVID TESTING		8	37	82%	45
IMA MEDICAL GROUP		26	19	42%	45
TROY REGIONAL MEDICAL CENTER		36	8	18%	44
BUECHELE DENTAL PA DBA CLERMONT FAMILY DENTISTRY		35	9	20%	44
PRECISION HEALTH SOLUTIONS LAB		9	35	80%	44
COOPER FAMILY MEDICAL PLLC		33	11	25%	44
WINTER GARDEN REHAB AND NURSING CENTER		40	4	9%	44
SOUTHEAST ALABAMA MEDICAL CENTER			44	100%	44
BIOREFERENCE LABORATORIES		3	41	93%	44
FINLAY CLINICAL LABORATORY		20	24	55%	44
HARMONY CLINIC		1	43	98%	44
PEDIATRICS OF CENTRAL FLORIDA – SAINT CLOUD	2	40	2	5%	44
ALLIANCE OF PHYSICIANS AGAINST COVID-19			44	100%	44
VITAS HEALTHCARE CORP OF FLORIDA		44			44
VISITING PHYSICIANS ASSOCIATION		40	4	9%	44
MOOSEHAVEN LIFE CARE CENTER		44			44
STUART URGENT CARE			43	100%	43

COVID-19: testing by laboratory

Data through Jan 9, 2021 verified as of Jan 10, 2021 at 09:25 AM

Data in this report are provisional and subject to change.

The numbers in the table below represent the number of Florida and non-Florida residents for whom test results were received by the Department of Health. A person can be tested by more than one laboratory and can have both positive and negative results. **Therefore, the sum of the numbers in each column will be larger than the total number of people tested.**

Reporting lab	Inconclusive	Negative	Positive	Percent positive	Total
QUALITY URGENT CARE AND WELLNESS		31	12	28%	43
LAKE HOWELL FAMILY MEDICINE ASSOCIATES		36	7	16%	43
RAINBOW PEDIATRICS PC LLC / BREAKFAST POINT		38	5	12%	43
Guardian Care Nursing and Rehabilitation Center		43			43
ADVENT HEALTH - LAKE MARY		35	8	19%	43
PATRICK AIR FORCE BASE		3	40	93%	43
LAKE GIBSON VILLAGE, LLC		43			43
Summit Medical Group, Pa Db a Citymd		39	4	9%	43
PREMIER MEDICAL ASSOCIATES		43			43
BRANCH MEDICAL CLINIC			43	100%	43
ORCHID COVE AT DAYTONA		38	5	12%	43
LAKE MARY KIDS CENTRA CARE		33	10	23%	43
FAMILY EXTENDED CARE OF WINTER HAVEN		41	2	5%	43
MED ONE AT SAINT AUGUSTINE		33	10	23%	43
QUOTIENT SCIENCES			43	100%	43
LITTLE NECK URGENT CARE		41	2	5%	43
CAPE REGIONAL MEDICAL CENTER		41	2	5%	43
VALENCIA HOUSE ALF		42			42
PRIMECARE AT TWIN LAKES			42	100%	42
DELAND WELLNESS CENTER			42	100%	42
COOPER FAMILY MEDICAL, PLLC		36	6	14%	42
Golfview Healthcare Center		42			42
CLINICAL LABORATORY		42			42
FLORIDA HOSPITAL		26	16	38%	42
CARDIOLOGY AND MEDICINE ASSOCIATES		33	9	21%	42
Atlantic Shore Nursing and Rehab		42			42
CENTRA CARE – APOPKA	1	2	39	93%	42
BRONX LEBANON HOSPITAL-MEDICAL CENTER		37	4	10%	41
ROCKLEDGE REGIONAL MEDICAL CENTER		30	11	27%	41
GRAND ST PAUL CVS		41			41
PEDIATRICS OF CENTRAL FLORIDA KISSI		33	8	20%	41
MAIMONIDES-SHALOM ACADEMY, INC		40	1	2%	41
PRINCETON VILLAGE☐		38	3	7%	41
PENNSYLVANIA DEPT OF HEALTH		20	21	51%	41
ADVANCED MEDICAL OF NAPLES LLC			41	100%	41
MARQUIS LABS, LLC		41			41
SOMERBY OF SANTA ROSA BEACH		39	2	5%	41
WEST ISLIP URGENT CARE		39	2	5%	41
TRADITIONAL HOME HEALTH OF PALM BEACH INC		41			41
ROCHESTER GENERAL HOSPITAL LABORATORY		38	3	7%	41
FHMG_CTR FOR SENIOR HEALTH		36	5	12%	41
TGH URGENT CARE POWERED BY FAST TRACK			41	100%	41
FLORIDA HOSPITAL NEW SMYRNA		4	37	90%	41
VITAS HEALTHCARE CORPORATION OF FLORIDA		39	2	5%	41
PACIFICA SENIOR LIVING OCALA		35	5	13%	40
QUALITY URGENT CARE AND WELLNESS PL		26	14	35%	40
DAVID POSNACK JEWISH DAY SCHOOL		40			40

COVID-19: testing by laboratory

Data through Jan 9, 2021 verified as of Jan 10, 2021 at 09:25 AM

Data in this report are provisional and subject to change.

The numbers in the table below represent the number of Florida and non-Florida residents for whom test results were received by the Department of Health. A person can be tested by more than one laboratory and can have both positive and negative results. **Therefore, the sum of the numbers in each column will be larger than the total number of people tested.**

Reporting lab	Inconclusive	Negative	Positive	Percent positive	Total
QHC UPSTATE MEDICAL PC		33	7	18%	40
FLORIDA MEDICAL CLINIC PA		35	5	13%	40
BURRY'S PHARMACY INC		23	17	43%	40
CLINICAL PATHOLOGY LABORATORIES, INC		40			40
PRIDE DIAGNOSTICS		24	16	40%	40
NEW YORK PRESBYTERIAN - QUEENS DIAGNOSTIC		39	1	3%	40
ADVENT HEALTH EXPRESS CARE		4	36	90%	40
CEDAR CREEK AT KINGS BAY INC		39			39
BAY COUNTY JAIL ANNEX		34	5	13%	39
JUNIPER VILLAGE AT CAPE CORAL		34	5	13%	39
UTAH CVS PHARMACY, LLC		37	2	5%	39
URGENT CARE & WELLNESS CENTER		10	29	74%	39
BAY PINES MEDICAL ASSOCIATES		1	38	97%	39
LOURDES HOSPITAL INC		37	2	5%	39
CLINICAL RESEARCH SEQUENCING PLATFORM		8	31	79%	39
CAPITAL REGIONAL MEDICAL CENTER		2	37	95%	39
JACKSON COUNTY HEALTH DEPARTMENT		17	22	56%	39
NEXT MOLECULAR ANALYTICS		9	30	77%	39
MEDEX MEDICAL EXPRESS OF PALATKA LLC			39	100%	39
ADVENT HEALTH - LAKE WALES		28	10	26%	38
RITECARE MEDICAL CENTER		14	24	63%	38
MOLECULAR DIAGNOSTICS		5	33	87%	38
NEOGENOMICS LABORATORIES INC		38			38
FIRST CHOICE URGENT CARE		10	28	74%	38
UNIVERSITY OF ALABAMA		35	3	8%	38
KINDRED AT HOME		30	8	21%	38
HOMEWOOD RESIDENCE AT FREEDOM PLAZA		37	1	3%	38
life Care Center of Melbourne		23	15	39%	38
LAKE CITY VA MEDICAL CENTER			38	100%	38
INTERNAL MEDICINE ASSOCIATES PA		35	3	8%	38
FLORIDA HEALTH CARE DELAND			38	100%	38
BOND CLINIC, PA		9	29	76%	38
NORTH FLORIDA MEDICAL CENTER		35	3	8%	38
Coastal Health and Rehabilitation Center		36	2	5%	38
CORAL GABLES HOSPITAL			38	100%	38
ADVENTHEALTH EXPRESS CARE AT WALGREENS		24	13	35%	37
BOULEVARD REHABILITATION CENTER		24	13	35%	37
BENTON HOUSE OF ST. JOHNS		36	1	3%	37
CYPRESS COVE		34	3	8%	37
MOBILE DOC FL, LLC		27	10	27%	37
HOLZER HEALTH CENTER		5	32	86%	37
VENICE REGIONAL MEDICAL CENTER BAYFRONT HEALTH		12	25	68%	37
BISHOP GRADY VILLAS		37			37
PONCE THERAPY CARE CENTER		34	3	8%	37
Palms at Ponte Vedra Assisted Livning and Memory Care		36	1	3%	37
LA MER NH LLC		33	4	11%	37
LARA HEALTH AND WELLNESS CENTER LLC		37			37

COVID-19: testing by laboratory

Data through Jan 9, 2021 verified as of Jan 10, 2021 at 09:25 AM

Data in this report are provisional and subject to change.

The numbers in the table below represent the number of Florida and non-Florida residents for whom test results were received by the Department of Health. A person can be tested by more than one laboratory and can have both positive and negative results. **Therefore, the sum of the numbers in each column will be larger than the total number of people tested.**

Reporting lab	Inconclusive	Negative	Positive	Percent positive	Total
MISSION OAKS ASSISTED LIVING		36	1	3%	37
THE COLLIER AT NAPLES		36	1	3%	37
FAMILY EXTENDED CARE OF SEBRING INC		35	2	5%	37
PHILLIPPE RIDGE		25	12	32%	37
HEALTHPOINT MED GRP OF THE EMERALD COAST LLC		26	11	30%	37
FLORIDA DEPARMENT OF HEALTH CLAY COUNTY		25	12	32%	37
HR SARASOTA OPERATOR LLC		25	12	32%	37
SH HERON EAST LLC		37			37
ONE MILO		37			37
PATHOGENIUS LABORATORIES		30	7	19%	37
EGLIN AFB		9	28	76%	37
ST PETERSBURG PEDIATRICS-SEMINOLE BLVD		29	7	19%	36
BVL/LITTLE ANGEL PEDIATRICS		36			36
NORTHWELL HEALTH PLAINVIEW HOSPITAL LABORATORY		27	9	25%	36
FERN PARK DEVELOPMENTAL CENTER			36	100%	36
CENTRA CARE – LAKE NONA		3	33	92%	36
DOH-WEST PALM BEACH BRANCH LABORATORY		2	34	94%	36
MEDLOGIC LABORATORIES		3	32	91%	35
IRL		4	31	89%	35
P23 LABS		35			35
HOME CARE PHARMACY		35			35
ADVENT HEALTH - FISH MEMORIAL		2	33	94%	35
EC OPCO PENSACOLA, LLC		35			35
BEEHIVE HOMES OF GULF BREEZE		19	16	46%	35
ECOLAB GROUP		7	28	80%	35
LAKELAND REGIONAL HEALTH LAKE MIRIAM		3	32	91%	35
BAYSHORE PATHOLOGY CONSULTANTS PA		34	1	3%	35
CITYMD OF MANAHAWKIN		33	2	6%	35
MINUTECLINIC DIAGNOSTIC OF OHIO LLC		24	11	31%	35
AU HEALTH		28	7	20%	35
WUESTHOFF MEMORIAL HOSPITAL			35	100%	35
MINUTECLINIC LLC #5157		28	6	18%	34
PARAMOUNT WALK-IN CLINIC		1	33	97%	34
BARTON HEALTH ALLIANCE		2	32	94%	34
INN AT ASTON GARDENS AT PELICAN POINTE,THE		34			34
TITUSVILLE FAMILY PRACTICE		14	20	59%	34
FAMILY EXPRESS URGENT CARE			34	100%	34
AMERICAN HOUSE COCONUT POINT		31	3	9%	34
PENSACOLA PEDIATRICS, PA		27	7	21%	34
ERDOX		32	2	6%	34
WOLFF CTR FOR CHILD & ADOLESCENT HEALTH PLLC,THE		22	12	35%	34
TUSCAN GARDENS OF DELRAY BEACH MANAGEMENT COMPANY,		34			34
BROOKDALE JENSEN BEACH		34			34
QUICK CARE MED LLC		28	6	18%	34
COLLIER HMA PHYSICIAN MANAGEMENT LLC		26	7	21%	33
ST. MARYS MEDICAL CENTER		1	32	97%	33
NORTH FLORIDA PEDIATRICS		30	3	9%	33

COVID-19: testing by laboratory

Data through Jan 9, 2021 verified as of Jan 10, 2021 at 09:25 AM

Data in this report are provisional and subject to change.

The numbers in the table below represent the number of Florida and non-Florida residents for whom test results were received by the Department of Health. A person can be tested by more than one laboratory and can have both positive and negative results. **Therefore, the sum of the numbers in each column will be larger than the total number of people tested.**

Reporting lab	Inconclusive	Negative	Positive	Percent positive	Total
GENESIS DERMATOLOGY		30	3	9%	33
Kensington Gardens		33			33
LINCOLN DIAGNOSTIC LAB		32	1	3%	33
PRACTICE MANAGEMENT OF AMERICA, INC.		5	28	85%	33
TERRACE AT HOBE SOUND, THE	1	31	1	3%	33
BETHESDA HEALTH URGENT CARE			33	100%	33
RASHDA ALBIBI M.D. P.A.		30	3	9%	33
ADVENTIST HEALTH SYSTEM FLORIDA		26	7	21%	33
METRO KNOXVILLE HMA		25	8	24%	33
KAPG ST AUGUSTINE SENIOR HOUSING OPCO LLC		33			33
AFTER HOURS PEDIATRICS			33	100%	33
CITRUS COUNTY HEALTH DEPARTMENT		32	1	3%	33
BIOFIRE		7	26	79%	33
TAYLORVILLE FAMILY MEDICINE		26	7	21%	33
ACCURATE DIAGNOSTIC LAB		32	1	3%	33
SANFORD MOBILE LAB PGA TOUR		32	1	3%	33
AYERS NURSING AND REHABILITATION CENTER		33			33
BOND CLINIC		3	30	91%	33
PRMG - EAST NAPLES		23	10	30%	33
REDI-MED WALK IN FAMILY CLINIC			33	100%	33
AHSE ROP		32	1	3%	33
PHYSICIAN ASSOCIATES LLC		26	6	19%	32
MISIR DRUGS LLC		26	6	19%	32
MOOSEHAVEN HEALTH CENTER		12	20	63%	32
RITE MEDICAL CARE PC		32			32
UNION MEDICAL CARE PLLC		32			32
Heartland Health Care Center North Sarasota		18	14	44%	32
BRIDGEVIEW CENTER LLC		27	5	16%	32
JACKSON HEALTH SYSTEM		1	31	97%	32
ANGELS DIAGNOSTIC GROUP		24	8	25%	32
Citymd Of Toms River		29	3	9%	32
MINUTECLINIC DIAGNOSTIC OF RHODE ISLAND, LLC #1544		31	1	3%	32
L&S SENIOR CARE DBA ARCADIA OAKS	1	31			32
AZALEA TRACE PHYSICIAN SERVICES		32			32
MAINSTREET FAMILY URGENT CARE		1	31	97%	32
MEDRITE URGENT CARE		24	8	25%	32
VETERANS HOME			32	100%	32
VILLAGE ON THE ISLE		27	5	16%	32
VETERAN AFFAIRS MEDICAL CENTER - JAMES J PETERS		30	2	6%	32
UNIVERSITY HOSPITAL		28	4	13%	32
GRAND OAKS OF PALM CITY LLC	1	29	2	6%	32
ST AUGUSTINE PEDIATRIC ASSOC		30	2	6%	32
LEVY COUNTY DEPARTMENT OF HEALTH		25	7	22%	32
IPSUM DIAGNOSTICS		3	29	91%	32
OPIS COQUINA CENTER		32			32
PLAINVIEW URGENT CARE		30	2	6%	32
FHMG- FLORIDA HOSPITAL MEDICAL GROUP		24	8	25%	32

COVID-19: testing by laboratory

Data through Jan 9, 2021 verified as of Jan 10, 2021 at 09:25 AM

Data in this report are provisional and subject to change.

The numbers in the table below represent the number of Florida and non-Florida residents for whom test results were received by the Department of Health. A person can be tested by more than one laboratory and can have both positive and negative results. **Therefore, the sum of the numbers in each column will be larger than the total number of people tested.**

Reporting lab	Inconclusive	Negative	Positive	Percent positive	Total
WESTMINSTER ST AUGUSTINE		32			32
PERSONAL PEDIATRICS		28	4	13%	32
MICHAEL AKPEKE MD		22	9	29%	31
MAUREEN OROURKE-FUTEY			31	100%	31
ESCAMBIA COUNTY JAIL		18	13	42%	31
REGENCY PARK ASSISTED LIVING FACILITY		29	2	6%	31
NIGHT LITE PEDIATRICS URGENT CARE CENTER			31	100%	31
CRESTVIEW URGENT CARE			31	100%	31
LAKE WALES OPERATING GROUP LLC		29	2	6%	31
LabCorp L#09258130 M#09258125		12	19	61%	31
COLLIER ANESTHESIA PAIN LLC		31			31
DISCOVERY COMMONS AT BRADENTON		31			31
FAST PACE MEDICAL CLINIC, PLLC		27	4	13%	31
HERNANDO ENDOSCOPY AND SURGERY CENTER		24	7	23%	31
HOSPICE OF MARTIN & ST LUCIE, INC		31			31
NIGHT LITE PEDIATRICS CENTER LLC		8	23	74%	31
MINUTECLINIC DIAGNOSTIC OF NORTH CAROL		25	6	19%	31
STEWARD MEDICAL GROUP, INC		21	9	30%	30
AMEERAH LABS			30	100%	30
MINUTECLINIC LLC #214		20	10	33%	30
IMA MEDICAL GROUP POINCIANA		14	16	53%	30
TRADITIONAL HOME CARE INC		29	1	3%	30
SOUTHERN LABORATORY		6	24	80%	30
THE TERRACE AT IVY ACRES ALF		11	19	63%	30
MEASE COUNTRYSIDE HOSPITAL			30	100%	30
LONGLEAF DIAGNOSTIC LABORATORIES		3	27	90%	30
PHOSPHORUS DIAGNOSTICS		27	3	10%	30
NEUROINTERNATIONAL SARASOTA		28	2	7%	30
ADVENT HEALTH PRIMARY CARE PLUS, WINTER GARDEN		26	4	13%	30
HIGHLANDS LAKE CENTER		27	3	10%	30
SPRING MANOR ASSISTED LIVING		30			30
ALL MY KIDS PEDIATRICS INC		18	12	40%	30
HERITAGE WATERSIDE		27	3	10%	30
WESTWOOD NURSING AND REHABILITATION		28	2	7%	30
PECONIC BAY MEDICAL CENTER LABORATORY		24	6	20%	30
GENTIVA HEALTH SERVICES CERTIFIED INC		29	1	3%	30
SUNCOAST URGENT CARE		17	13	43%	30
ST PETERSBURG PEDIATRICS-PARK BLVD		20	10	33%	30
CALADIUM PEDIATRICS		28	2	7%	30
FELICIDAD MEDICAL CENTER			30	100%	30
NORTH SHORE MEDICAL LABS		27	2	7%	29
PANCARE HEALTH - JACKSON COUNTY		20	9	31%	29
JACKSONVILLE UNIVERSITY		27	2	7%	29
LONG ISLAND JEWISH MED CTR		27	2	7%	29
P4CLINICAL	3	2	24	83%	29
SUNTREE INTERNAL MEDICINE		29			29
Okeechobee Health Care Facility		16	13	45%	29

COVID-19: testing by laboratory

Data through Jan 9, 2021 verified as of Jan 10, 2021 at 09:25 AM

Data in this report are provisional and subject to change.

The numbers in the table below represent the number of Florida and non-Florida residents for whom test results were received by the Department of Health. A person can be tested by more than one laboratory and can have both positive and negative results. **Therefore, the sum of the numbers in each column will be larger than the total number of people tested.**

Reporting lab	Inconclusive	Negative	Positive	Percent positive	Total
MINUTECLINIC DIAGNOSTIC		29			29
MORTON PLANT			29	100%	29
COMPREHENSIVE CHILDCARE		23	6	21%	29
UNIV OF ROCHESTER-STRONG MEMORIAL HOSP		28	1	3%	29
MINUTECLINIC DIAGNOSTIC OF NORTH CARO		26	3	10%	29
EVERLYWELL		16	13	45%	29
CSL PLASMA INC		7	22	76%	29
NEMOURS CHILDRENS CLINIC		22	7	24%	29
CENTRA CARE - DR. PHILLIPS		1	28	97%	29
PRO HEALTH HARMONY		29			29
MINUTECLINIC DIAGNOSTIC OF SOUTH CARO		23	6	21%	29
PANCARE HEALTH - FREEPORT CLINIC SUITE B		25	4	14%	29
BELVEDERE COMMONS OF SUN CITY CENTER		29			29
ARBOR TERRACE ORTEGA LLC		29			29
CINNAMON COVE ALF		28			28
S-H THIRTY FIVE OPCO - LUTZ, LLC		27	1	4%	28
ABSOLUTE GENOMICS		13	15	54%	28
MINUTE CLINIC INCORPORATE		23	5	18%	28
ACTIVE SENIOR LIVING		26	2	7%	28
CENTRAL FLORIDA PEDIATRICS		13	15	54%	28
Flagler Health and Rehabilitation		27	1	4%	28
University Hills health and Rehabilitation		19	9	32%	28
EDEN AT CRESTVIEW		12	16	57%	28
ORLANDO LUTHERAN TOWERS ASSISTED LIVING		28			28
UNION MEDICAL CARE		28			28
MENORAH HOUSE		27	1	4%	28
PALM BAY HOSPITAL			28	100%	28
WESTWOOD NURSING & REHAB		17	11	39%	28
PENSACOLA DEVELOPMENTAL CENTER		12	16	57%	28
FLAGLER COUNTY DETENTION CENTER		26	2	7%	28
LAKELAND NURSING AND REHABILITATION CENTER			28	100%	28
PALM GARDEN OF JACKSONVILLE		27	1	4%	28
THOMAS INTERNAL MEDICINE		25	3	11%	28
PORT ST LUCIE HOSPITAL		25	3	11%	28
BERNHARDT LABORATORIES		9	19	68%	28
NURSES HELPING HANDS INC ALF		28			28
TURNING POINT OF TAMPA		24	4	14%	28
CORNERSTONE MEDICAL CARE OF BRANDON PL		25	3	11%	28
ARIZONA DEPARTMENT OF HEALTH SERVICES			27	100%	27
SUNCOAST LABS			27	100%	27
UCLA HEALTHCARE CLINICAL LABS		23	4	15%	27
WILLOWBROOKE COURT AT ST ANDREWS ESTATES		23	4	15%	27
ISLAND URGENT CARE PLLC		27			27
EXPRESS CARE OF BELLEVIEW		27			27
ROYAL CARE OF AVON PARK		24	3	11%	27
RENAISSANCE SENIOR LIVING	1	26			27
WALGREENS 9627		24	3	11%	27

COVID-19: testing by laboratory

Data through Jan 9, 2021 verified as of Jan 10, 2021 at 09:25 AM

Data in this report are provisional and subject to change.

The numbers in the table below represent the number of Florida and non-Florida residents for whom test results were received by the Department of Health. A person can be tested by more than one laboratory and can have both positive and negative results. **Therefore, the sum of the numbers in each column will be larger than the total number of people tested.**

Reporting lab	Inconclusive	Negative	Positive	Percent positive	Total
LUTHERAN HAVEN ASSISTED LIVING		27			27
MINUTE CLINIC LLC #2216		25	2	7%	27
CDC		17	10	37%	27
SOUTHSIDE HOSPITAL NORTHWELL HEALTH LABORATORY		24	3	11%	27
SANTA BARBARA CARE CENTER		17	10	37%	27
CARE CENTERS OF NASSAU		26	1	4%	27
TREASURE COAST FORENSIC TREATMENT CTR		13	14	52%	27
RENAISSANCE AT THE TERRACES		27			27
OAKTREE HEALTHCARE			27	100%	27
CONNECTICUT DEPARTMENT OF HEALTH		22	5	19%	27
SOLARIS SENIOR LIVING OF MERRITT ISLAND		27			27
RADIOLOGY ASSOCIATES OF VENICE AND ENGLEWOOD		26	1	4%	27
CDR MAGUIRE INC	1	2	23	88%	26
CENTRA CARE – SAND LAKE		1	25	96%	26
HEALTH FIRST - VIERA HOSPITAL		1	25	96%	26
PREMISE HEALTH MIA			26	100%	26
PORT SAINT JOHN FAMILY PRACTICE		18	8	31%	26
ADVENT HEALTH PARTIN SETTLEMENT HEALTH PARK		18	8	31%	26
BONIFAY NURSING AND REHAB CENTER			26	100%	26
TGH URGENT CARE - RIVERVIEW			26	100%	26
WEST		14	12	46%	26
PULMONARY SPECIALISTS OF THE PALM BEACHES		16	10	38%	26
CDR MAGUIRE - MIAMI BEACH CC MISSION 17388		2	24	92%	26
THE MINIER URGENT CARE		20	6	23%	26
BAYCARE HEALTH SYSTEMS		1	25	96%	26
LOOP PEDIATRICS		22	4	15%	26
BOND AND STEELE CLINIC, PA		23	3	12%	26
MONCRIEF ARMY HEALTH CLINIC			26	100%	26
INNOVATION CLINICAL TRIALS, INC			26	100%	26
KEY PRIMARY CARE			26	100%	26
SANIBEL INTERNAL MEDICINE, LLC		24	2	8%	26
CLINCLOUD, LLC			26	100%	26
STATEN ISLAND UNIVERSITY HOSPITAL-POUCH		26			26
LINCOLN MEDICAL AND MENTAL HEALTH CENTER		23	2	8%	25
GRAMERCY PARK URGENT CARE		25			25
RIVERHEAD URGENT CARE		24	1	4%	25
MICHAEL J D'AMBROSE MD PA		23	2	8%	25
WAVE CREST HEALTH AND REHABILITATION CENTER		25			25
JAMAICA HOSPITAL MEDICAL CENTER		23	2	8%	25
SOS MOBILE MEDICAL CARE LLC		21	4	16%	25
WALK IN MEDICAL URGENT CARE		25			25
FAMILY CARE PARTNERS		15	10	40%	25
BOCA BIOLISTIC REFERENCE LAB			25	100%	25
BAY COUNTY SHERIFFS OFFICE JAIL FACILITY		21	4	16%	25
ARCPPOINT LABS OF FORT LAUDERDALE		25			25
BAY REGIONAL URGENT CARE	1	14	10	40%	25
JEFFERSON COUNTY HEALTH DEPARTMENT-MONTICELLO		13	12	48%	25

COVID-19: testing by laboratory

Data through Jan 9, 2021 verified as of Jan 10, 2021 at 09:25 AM

Data in this report are provisional and subject to change.

The numbers in the table below represent the number of Florida and non-Florida residents for whom test results were received by the Department of Health. A person can be tested by more than one laboratory and can have both positive and negative results. **Therefore, the sum of the numbers in each column will be larger than the total number of people tested.**

Reporting lab	Inconclusive	Negative	Positive	Percent positive	Total
WOMENS CARE FLORIDA LABORATORY		25			25
UNIPATH		18	7	28%	25
ADVENT HEALTH CENTRA CARE - LAKE BUTLER BOULEVARD			25	100%	25
CVS		1	24	96%	25
RJ LEE GROUP	1	23	1	4%	25
ST. CLOUD HOSPITAL		20	5	20%	25
MORTON PLANT HOSPITAL NURSING			25	100%	25
ROYAL PALM SENIOR RESIDENCE		25			25
DEVELOPMENTAL DISABILITIES DEFENDANT PROGRAM		25			25
SANITAS		4	21	84%	25
HOLY NAME HOSPITAL LABORATORY		24	1	4%	25
FAMILY EXTENDED CARE OF PUNTA GORDA		25			25
S-H THIRTY FIVE OPCO - ORANGE CITY, LLC		18	6	25%	24
TARPON BAYOU CENTER			24	100%	24
Lanier Rehab			24	100%	24
PHYSICIANS PRIMARY CARE OF SW FLORIDA PL		24			24
WEINBERG VILLAGE		23	1	4%	24
WESTMINSTER WOODS ON JULINGTON CREEK		22	2	8%	24
COURTYARDS OF ORLANDO		24			24
LABORATORY DYNAMICS		20	4	17%	24
SENIOR HEALTH OF WINTER PARK DUNDEE		24			24
GREENRIDGE GROUP HOME	3	4	17	71%	24
THE CHAPPEL GROUP RESEARCH		24			24
FHMG-FLORIDA HOSPITAL MEDICAL GROUP		20	4	17%	24
MADWAR		19	5	21%	24
AVENTIS BIO-SERVICES CTL		24			24
BULLS HEAD URGENT CARE		24			24
EAST HILL MEDICAL GROUP		17	7	29%	24
TRUGENX		1	23	96%	24
ADVANCED EMURGENT CARE		8	16	67%	24
GEORGE SAFRAN MD PC		22	2	8%	24
VASSAR BROTHERS MEDICAL CENTER LABORATORY		23	1	4%	24
HERITAGE OAKS ASSISTED LIVING & MEMORY CARE		20	4	17%	24
HARBORCHASE OF WELLINGTON CROSSING		22	2	8%	24
MARIANNA HEALTH AND REHABILITATION CENTER		24			24
VILLAGES REHABILITATION AND NURSING CENTER		24			24
MINUTECLINIC DIAGNOSTIC OF RHODE ISLAND, LLC #212		24			24
WASHINGTON COUNTY HEALTH DEPARTMENT		13	11	46%	24
FLORIDA DEPARTMENT OF HEALTH IN TAYLOR COUNTY		16	8	33%	24
MAKO MEDICAL		16	8	33%	24
BARNES HEALTHCARE OF FLORIDA LLC		23	1	4%	24
UNIVERSITY MEDICAL CTR OF PRINCETON AT		22	2	8%	24
HENNEPIN COUNTY MEDICAL CENTER (HCMC)		13	11	46%	24
WELLOW URGENT CARE		23	1	4%	24
MEDCOMP SCIENCES			24	100%	24
LIFESTREAM BEHAVIORIAL CENTER		11	13	54%	24
PARK WEST MEDICAL CENTER		22	1	4%	23

COVID-19: testing by laboratory

Data through Jan 9, 2021 verified as of Jan 10, 2021 at 09:25 AM

Data in this report are provisional and subject to change.

The numbers in the table below represent the number of Florida and non-Florida residents for whom test results were received by the Department of Health. A person can be tested by more than one laboratory and can have both positive and negative results. **Therefore, the sum of the numbers in each column will be larger than the total number of people tested.**

Reporting lab	Inconclusive	Negative	Positive	Percent positive	Total
WEST VOLUSIA FAMILY AND SPORTS MEDICINE		23			23
UNIVERSITY HILLS HEALTH AND REHABILITATION CENTER		18	5	22%	23
INSTITUTE OF PATHOLOGY KINGS COUNTY		23			23
THE TERRACE OF JACKSONVILLE		3	20	87%	23
LAKE REGIONAL URGENT CARE		1	22	96%	23
PALM BEACH COUNTY FIRE RESCUE		21	2	9%	23
THE RESIDENCE AT TIMBER PINES		23			23
STATE LAB		2	21	91%	23
LORI MCAULIFFE MD PA		14	9	39%	23
EGL GENETIC DIAGNOSTICS		1	22	96%	23
UF HEALTH NORTH JACKSONVILLE			23	100%	23
NIGHT LITE PEDIATRIC CENTER		10	13	57%	23
PENSACOLA PEDIATRICS - PACE		16	7	30%	23
NOBLE SENIOR LIVING		3	20	87%	23
FLAGLER HOSPITAL INC	2		21	91%	23
CROSSROADS URGENT CARE		14	9	39%	23
COLORADO DEPARTMENT OF HEALTH LABORATORY SERVICES DIVISION			23	100%	23
WUESTHOFF MEDICAL CENTER-MELBOURNE			23	100%	23
ADVENT HEALTH - LAKE MARY PEDIATRICS		16	7	30%	23
MIDDLETOWN MEDICAL P C		14	9	39%	23
NEW JERSEY		22	1	4%	23
AVALON PARK RETIREMENT RESIDENCE		23			23
EMERITUS AT NAPLES	1	22			23
ISLAND COAST PEDIATRICS PA		22	1	4%	23
MONTEFIORE NEW ROCHELLE HOSPITAL		22	1	4%	23
DESOTO PALMS ALF		23			23
APOLLO SURGERY CENTER		20	2	9%	22
BROOKDALE UNIVERSITY HOSPITAL		21	1	5%	22
MAYO CLINIC JACKSONVILLE		1	21	95%	22
EASYCARE WALK-IN CLINIC		11	11	50%	22
COLONY CARE CENTER		13	9	41%	22
VETERANS AFFAIRS MEDICAL CENTER - NEW YORK HARBOR		21	1	5%	22
SUNQUEST		3	19	86%	22
MOBILE DIVISION LABORATORY		7	15	68%	22
STAT ONE URGENT CARE CENTER			22	100%	22
FLORIDA PEDIATRICS		6	16	73%	22
NORTH FLORIDA PEDIATRICS - JACKSONVILLE		20	2	9%	22
TEN HEALTHCARE		6	16	73%	22
WESTPAC LABS		1	21	95%	22
CALHOUN COUNTY HEALTH DEPT		5	17	77%	22
SACRED HEART HEALTH SYSTEM INC		19	3	14%	22
LAKEVIEW HEALTH CARE SYSTEMS		8	14	64%	22
MED PLUS FLORENCE		18	4	18%	22
MILLENNIUM PHYSICIAN GROUP LLC		18	4	18%	22
KINDRED HOSPITAL CENTRAL TAMPA BLOOD GAS		22			22
FIRST CHOICE PEDIATRICS LOOP		20	2	9%	22
MADISON COUNTY MEMORIAL HOSP		12	10	45%	22

COVID-19: testing by laboratory

Data through Jan 9, 2021 verified as of Jan 10, 2021 at 09:25 AM

Data in this report are provisional and subject to change.

The numbers in the table below represent the number of Florida and non-Florida residents for whom test results were received by the Department of Health. A person can be tested by more than one laboratory and can have both positive and negative results. **Therefore, the sum of the numbers in each column will be larger than the total number of people tested.**

Reporting lab	Inconclusive	Negative	Positive	Percent positive	Total
GOOD SAMARITAN HOSPITAL LABORATORY		19	3	14%	22
WARDE MEDICAL LABORATORY		15	7	32%	22
PSL NAPLES BH OPERATIONS, LLC		22			22
SARASOTA MEMORIAL NURSING & REHABILITATION CTR		22			22
CHILDREN'S MEDICAL CENTER			22	100%	22
NORTH CENTRAL BRONX HOSPITAL		21	1	5%	22
DIACARTA INC.		22			22
WEST BROWARD CARE CENTER		20	2	9%	22
FINLAY C. LABORATORY		3	19	86%	22
ROCKLEDEGE REGIONAL MEDICAL CENTER		17	5	23%	22
MINUTECLINIC DIAGNOSTIC OF NEW JERSEY		19	3	14%	22
ARDEN COURTS OF WINTER SPRINGS		18	3	14%	21
FLORIDA PEDIATRIC GROUP PA		19	2	10%	21
INTERNATIONAL MEDICAL LABORATORY INC		21			21
ST JUDE CHILDRENS RESEARCH HOSPITAL		21			21
NAPHCARE, INC.		11	10	48%	21
EPIC REFERENCE LABS INC			21	100%	21
LABCORP BURLINGTON		8	13	62%	21
RESIDENCE AT BAY VUE		20	1	5%	21
LUTHERAN HAVEN EXTENDED CONGREGATE CAR		21			21
CHIPOLA MEDICAL ASSOCIATES		4	17	81%	21
UPMC CHAUTAUQUA AT WCA LABORATORY		20	1	5%	21
AMMON ANALYTICAL LABORATORIES		18	3	14%	21
GASTROENTEROLOGY ASSOCIATES OF PENSACOLA PA		20	1	5%	21
STETSON UNIVERSITY STUDENT HEALTH CENTER		3	18	86%	21
ANDALUSIA HEALTH		10	11	52%	21
MOBILE MEDICAL ASSOCIATES PL		9	12	57%	21
CLINICAL PATHOLOGY LABORATORIES SOUTHEAST			21	100%	21
AMERICAN ESOTERIC LABORATORIES		6	15	71%	21
PHYSICIANS STAT		2	19	90%	21
The Ponce Therapy Care Center		21			21
PANCARE HEALTH - BONIFAY K-8			21	100%	21
HUNT CLUB PEDIATRIC ASSOCIATES LLC		19	2	10%	21
PATHGROUP			21	100%	21
COASTAL SKIN SURGERY AND DERMATOLOGY		14	7	33%	21
LABORATORY ALLIANCE OF CENTRAL NEW YORK		20	1	5%	21
BROWARD HEALTH IMPERIAL POINT NURSING			21	100%	21
WINDERMERE MEDICAL CENTER		18	3	14%	21
POARCH BANC CREEK INDIANS TRIBAL HEALTH DEPARTMENT			20	100%	20
FLORIDA HOSPITAL LABS		11	9	45%	20
MINUTE CLINIC, LLC DBA MINUTECLINIC #4505		19	1	5%	20
ASHTON PLACE	2	14	4	20%	20
PEDIATRIC SERVICES OF AMERICA INC		19	1	5%	20
MINUTE CLINIC DIAGNOSTIC OF SC, LLC #75		19	1	5%	20
DUVAL PHARMACY		16	4	20%	20
DELCARE PA		14	6	30%	20
LAKE WORTH MANOR		19	1	5%	20

COVID-19: testing by laboratory

Data through Jan 9, 2021 verified as of Jan 10, 2021 at 09:25 AM

Data in this report are provisional and subject to change.

The numbers in the table below represent the number of Florida and non-Florida residents for whom test results were received by the Department of Health. A person can be tested by more than one laboratory and can have both positive and negative results. **Therefore, the sum of the numbers in each column will be larger than the total number of people tested.**

Reporting lab	Inconclusive	Negative	Positive	Percent positive	Total
ENGLEWOOD HOSPITAL AND MEDICAL CENTER		16	4	20%	20
SAFARI PEDIATRICS PA		19	1	5%	20
JOHNS HOPKINS CHILDREN'S HOSPITAL			20	100%	20
ALABAMA CLINICS		8	12	60%	20
HEARTLAND HEALTHCARE AND REHAB CENTER			20	100%	20
REDITUS LABORATORIES			20	100%	20
MADISON COUNTY MEMORIAL HOSPITAL LABORATORY		14	6	30%	20
ALAN A SMITH MD LLC		19	1	5%	20
ST PETER'S BENDER LABORATORY		20			20
SAMFORD UNIVERSITY HEALTH SERVICES		19	1	5%	20
BAY PEDIATRICS PA		18	2	10%	20
CARENOW - DOWNTOWN NORTH GULCH		20			20
MINUTECLINIC, LLC #08366		15	5	25%	20
ROCKLEDGE FAMILY HEALTH			20	100%	20
PRIME CARE ONE LLC/HARBORCHASE OF VENICE			20	100%	20
NOVANT HEALTH		15	5	25%	20
MEDICAL EXPRESS CORP		18	2	10%	20
TGH MEDICAL GROUP LABORATORY CARROLLWOOD			20	100%	20
CENTRAL FLORIDA HEALTH CARE INC		2	18	90%	20
HEALTHY MINORS, LLC.		20			20
URGENT CARE CENTER			20	100%	20
POINT OF CARE CLINICS PRIMARY CARE		20			20
BRANDON COMMUNITY HEALTH CENTER		12	8	40%	20
Wiregrass Rehabilitation Center and Nursing Home		20			20
HENDRY REGIONAL CORPORATE HEALTH			20	100%	20
LONG TERM CARE OF GULF BREEZE LLC		17	3	15%	20
PROFESSIONAL PEDIATRICS		18	2	10%	20
NORTH CAROLINA DEPARTMENT OF HEALTH & HUMAN SERVICES			20	100%	20
FAST PACE MEDICAL CLINIC		18	2	10%	20
MID FLORIDA PATHOLOGY LLC		19	1	5%	20
ST CLOUD PHYSICIAN MANAGEMENT LLC DBA ST CLOUD		12	8	40%	20
CL BRUMBACK PRIMARY CARE CLINIC LANTANA		2	18	90%	20
THE COMMONWEALTH OF MASSACHUSETTS			19	100%	19
SEVEN RIVERS REGIONAL MEDICAL CENTER		5	14	74%	19
TALLAHASSEE DEVELOPMENTAL CENTER☐		19			19
GREEN GABLES ASSISTED LIVING FACILITY		19			19
BETHUNE-COOKMAN UNIVERSITY		1	18	95%	19
EMERGENCY PHYSICIANS MEDICAL CENTER LLC		10	9	47%	19
ADVENTHEALTH MEDICAL GROUP FAMILY MEDICINE		19			19
PONCE PLAZA NURSING & REHAB CENTER		4	15	79%	19
JEFFERSON K-12, A SOMERSET SCHOOL- CLINIC		16	3	16%	19
LAB INTERMARKET FACILITY LAB		1	18	95%	19
GLEN COVE HOSPITAL		19			19
CANTON-POTSDAM HOSPITAL LABORATORY		19			19
ADVENT HEALTH EXPRESS		9	10	53%	19
PALMETTO PEDIATRICS			19	100%	19
MED HEALTH SERVICES		18	1	5%	19

COVID-19: testing by laboratory

Data through Jan 9, 2021 verified as of Jan 10, 2021 at 09:25 AM

Data in this report are provisional and subject to change.

The numbers in the table below represent the number of Florida and non-Florida residents for whom test results were received by the Department of Health. A person can be tested by more than one laboratory and can have both positive and negative results. **Therefore, the sum of the numbers in each column will be larger than the total number of people tested.**

Reporting lab	Inconclusive	Negative	Positive	Percent positive	Total
NO NAME		8	11	58%	19
STEWART MEDICAL GROUP INC			19	100%	19
ESOTERIX GENETIC LABORATORIES		16	3	16%	19
STONE WASH CLINICAL LABORATORIES		2	17	89%	19
BAYVIEW MEDICAL		19			19
INTERCOASTAL MEDICAL GROUP			19	100%	19
INTEGRATED REGIONAL LABORATORIES - LARGO			19	100%	19
PALMS MEDICAL GROUP - LAKE CITY WEST		3	16	84%	19
BROOKWOOD BAPTIST MEDICAL CENTER		18	1	5%	19
PHYSICIANS CARE		16	3	16%	19
MINUTECLINIC DIAGNOSTIC OF KANSAS, PA		18	1	5%	19
Kindred Hospital South Florida Hollywood SNU		18	1	5%	19
ACCESS 365 URGENT CARE		7	12	63%	19
BROOKDALE CANOPY OAKS			19	100%	19
SUMTER PEDIATRICS		18	1	5%	19
LAKE MARY - STIRLING CENTER SUITE 202			19	100%	19
MEDEXPRESS - BLOOMIN BRANDS		4	15	79%	19
JOHN KNOX VILLAGE OF CENTRAL FLORIDA		15	4	21%	19
NANO HEALTH ASSOCIATES LLC		19			19
BOZEMAN HEALTH DEACONESS HOSPITAL		13	5	28%	18
DAVID LAWRENCE CENTER		15	3	17%	18
ASURANCE SCIENTIFIC LABORATORIES		18			18
PROFESSIONAL URGENT CARE SERVICES		13	5	28%	18
URGENT CARE USA			18	100%	18
HUNTINGTON STATION URGENT CARE		17	1	6%	18
LIFE CARE CENTER OF JACKSONVILLE			18	100%	18
GOOD SAMARITAN SOCIETY OF DAYTONA		16	2	11%	18
CARESPOT		1	17	94%	18
OAKMONTE VILLAGE		17	1	6%	18
FAMILY CARE CYPRESS CREEK		1	17	94%	18
HARTFORD HOSPITAL ANCILLARY LAB		17	1	6%	18
COUNTY OF LOS ANGELES			18	100%	18
CONNECTDX		4	14	78%	18
MARION PEDIATRICS PA		14	4	22%	18
MOORINGS PARK OAKSTONE AT GREY OAKS		17	1	6%	18
CLERMONT ADVENTHEALTH CENTRA CARE			18	100%	18
PRIMECARE OF DOTHAN-DALEVILLE CLINIC		14	4	22%	18
ESTATES MEDICAL CENTER		12	6	33%	18
MIAMI CLINICAL RESEARCH CORP			18	100%	18
TOTAL RENAL LABORATORIES INC		13	5	28%	18
FORT SANDERS REGIONAL LABORATORY		18			18
FAMILY CARE PARTNERS URGENT CARE LLC		13	5	28%	18
PINES NURSING HOME		17	1	6%	18
TIMBERLANE LODGE ALF	1	10	7	39%	18
MADISON CORE LABORATORIES		17	1	6%	18
XPRESS WELLNESS URGENT CARE			18	100%	18
Gabisa Medical LLC		18			18

COVID-19: testing by laboratory

Data through Jan 9, 2021 verified as of Jan 10, 2021 at 09:25 AM

Data in this report are provisional and subject to change.

The numbers in the table below represent the number of Florida and non-Florida residents for whom test results were received by the Department of Health. A person can be tested by more than one laboratory and can have both positive and negative results. **Therefore, the sum of the numbers in each column will be larger than the total number of people tested.**

Reporting lab	Inconclusive	Negative	Positive	Percent positive	Total
STUART REHABILITATION AND HEALTHCARE		5	13	72%	18
NORTH PINELLAS CHILDRENS MEDICAL CENTER			18	100%	18
GENERAL INTERNAL MEDICINE MEDICAL CTR CLINIC		13	5	28%	18
MARION COUNTY HEALTH DEPARTMENT		17	1	6%	18
JACKSON NORTH MEDICAL CENTER		2	16	89%	18
WALGREENS 4915		17	1	6%	18
UNION CHD		16	2	11%	18
ARTHREX MEDICAL CENTER		10	8	44%	18
SUMMIT MEDICAL GROUP - 75 E NORTHFIELD		16	2	11%	18
TPCA CLINICAL LABORATORIES		15	3	17%	18
MARATHON HEALTH FOR LIFE		16	2	11%	18
MEDEXPRESS URGENT CARE - BLOOMINGTON		16	2	11%	18
FLORIDA COMMUNITY HEALTH CENTER OF ST. LUCIE		1	17	94%	18
DCH REGIONAL MEDICAL CENTER LABORATORY		17	1	6%	18
GIBBENS FAMILY MEDICAL, LLC		11	7	39%	18
ADVENTHEALTH EXPRESS CARE AT			18	100%	18
HARBOUR ISLAND PEDIATRICS		12	6	33%	18
HARMONY HEALTH OPCO, LLC		15	3	17%	18
ALL PEDIATRIC CARE			17	100%	17
WIREGRASS CLINIC LLC		14	3	18%	17
URGENT CARE WEST CLINIC		14	3	18%	17
TENNESSEE DEPARTMENT OF HEALTH		13	4	24%	17
PENNSYLVANIA DEPARTMENT OF HEALTH BUREAU OF LABORATORIES			17	100%	17
WINTER PARK FAMILY PRACTICE LLC		17			17
UM MILLER SCHOOL OF MEDICINE			17	100%	17
ROSLYN URGENT CARE		17			17
URGENT CARE AT LONGWOOD			17	100%	17
PANCARE HEALTH - BAY COUNTY - YOUNGSTOWN		15	2	12%	17
SOUTHEASTERN OUTPATIENT SURGERY CENTER		16	1	6%	17
RESOLVE MOLECULAR DIAGNOSTICS		13	4	24%	17
APOLLO HEALTH & REHABILITATION		12	5	29%	17
LONG TERM CARE OF JAY, LLC			17	100%	17
ST PETERSBURG PEDIATRICS-EAST BAY		10	7	41%	17
ST. JUDES LABORATORIES		12	5	29%	17
KIVA AT CANTERBURY			17	100%	17
CONSOLIDATED LAB SERVICES		8	9	53%	17
UVMC MICROBIOLOGY		16	1	6%	17
LONG BEACH URGENT CARE		17			17
WALGREENS COVID-19		14	3	18%	17
WALGREEN EASTERN CO, INC		17			17
HEALTHPARK MEDICAL CENTER ABG LAB		16	1	6%	17
ST ELIZABETH MEDICAL CENTER LABORATORY		16	1	6%	17
HOWARD BEACH URGENT CARE		17			17
COAST MED URGENT CARE		16	1	6%	17
ADVENT HEALTH CENTRA CARE - LAKE BUENA VISTA			17	100%	17
MICHELLE S PAGE MD PA		17			17
NEW YORK PRESBYTERIAN - ALLEN HOSPITAL		17			17

COVID-19: testing by laboratory

Data through Jan 9, 2021 verified as of Jan 10, 2021 at 09:25 AM

Data in this report are provisional and subject to change.

The numbers in the table below represent the number of Florida and non-Florida residents for whom test results were received by the Department of Health. A person can be tested by more than one laboratory and can have both positive and negative results. **Therefore, the sum of the numbers in each column will be larger than the total number of people tested.**

Reporting lab	Inconclusive	Negative	Positive	Percent positive	Total
WEISS PEDIATRIC CARE LLC		14	3	18%	17
Cleveland Clinic Laboratories		4	13	76%	17
JUPITER MEDICAL CENTER URGENT CARE - STUART		9	8	47%	17
Salerno Bay Health & Rehabilitation Center		13	4	24%	17
JUPITER MEDICAL CENTER			17	100%	17
HEALTHCARE NOW			17	100%	17
CARESPOT OF NOCATEE			17	100%	17
MARTHA'S HOUSE & ASSISTED LIVING FACILITY		17			17
ASCENSION ST VINCENT'S PRIMARY CARE			17	100%	17
BAHIA OAKS LODGE		16	1	6%	17
EASTERN SHORE URGENT CARE		9	8	47%	17
MICHIGAN DEPARTMENT OF HEALTH AND HUMAN SERVICES			17	100%	17
SHORE MEMORIAL HOSPITAL		14	2	13%	16
OKEECHOBEE HEALTHCARE FACILITY			16	100%	16
JOSEPH MIGNOGNA		13	3	19%	16
INTERNAL MEDICINE ASSOCIATES & SPECIALTIES INC		15	1	6%	16
DALE MEDICAL CENTER		11	5	31%	16
CRUCIAL CARE		10	6	38%	16
TOTAL ACCESS URGENT CARE			16	100%	16
HORIZON ALF		15	1	6%	16
ST CATHERINE OF SIENA HOSPITAL		14	2	13%	16
CAPE CORAL HOSPITAL ABG LABORATORY		10	6	38%	16
ERIC C MARSHAL MD, PC DBA MINUTECLINIC		15	1	6%	16
THE CANOPY AT HARPER LAKE	1		15	94%	16
DARDEN WELLNESS CENTER		13	3	19%	16
URGENT CARE CLINIC OF LINCOLN		14	2	13%	16
HEALTH CENTRAL HOSPITAL			16	100%	16
BIOREFERENCE LABORATORIES INC		3	13	81%	16
XERA MED RESEARCH			16	100%	16
PRO HEALTH FAMILY PHYSICIANS, NYSTROM		16			16
MILLENNIUM PHYSICIAN GRP LLC NAPLES PINE RIDGE			16	100%	16
BONIFAY NURSING AND REHABILITATION CENTER			16	100%	16
D PEDIATRICS		15	1	6%	16
REGENEXX TAMPA BAY		14	2	13%	16
AUTUMN OF SARASOTA		12	4	25%	16
ROADS PEDIATRICS,LLC		14	2	13%	16
MD BEAUTY LABS, PA		15	1	6%	16
MORRIS PARK URGENT CARE		13	3	19%	16
ALL FLORIDA FAMILY & SPORTS MEDICINE		15	1	6%	16
KEYSTYLE LIVING LLC	1	15			16
FAST TRACK URGENT CARE CENTER - TYRONE			16	100%	16
PINELLAS INTERNAL MEDICINE ASSOCIATES		15	1	6%	16
MAGNOLIA PEDIATRICS		2	14	88%	16
ELAN SPANISH SPRINGS			16	100%	16
VIRTUA		13	3	19%	16
ASSISTED LIVING OF BROWARD		16			16
COMMUNITY MEDICAL CARE CENTER INC			16	100%	16

COVID-19: testing by laboratory

Data through Jan 9, 2021 verified as of Jan 10, 2021 at 09:25 AM

Data in this report are provisional and subject to change.

The numbers in the table below represent the number of Florida and non-Florida residents for whom test results were received by the Department of Health. A person can be tested by more than one laboratory and can have both positive and negative results. **Therefore, the sum of the numbers in each column will be larger than the total number of people tested.**

Reporting lab	Inconclusive	Negative	Positive	Percent positive	Total
COMMONWEALTH OF MASSACHUSETTS			16	100%	16
CAREHERE- LCS LEESBURG			16	100%	16
BAYCARE MEDICAL GROUP INC			16	100%	16
SRMC AVALON		9	7	44%	16
TBI RESIDENTIAL SERVICES, INC.		15			15
ST VINCENT'S EAST		14	1	7%	15
EXPRESS FAMILY CARE LLC			15	100%	15
NEWYORK-PRESBYTERIAN/ LAWRENCE HOSPITAL LABORATORY		13	2	13%	15
HALIFAX HEALTH URGENT CARE		2	13	87%	15
AURORA DIAGNOSTICS		3	12	80%	15
HOLLEY-NAVARRE MEDICAL CLINIC		5	10	67%	15
FAMILY CARE CENTER OF ARLINGTON		10	5	33%	15
DEPT OF VA MED CENTE-WEST PALM BEACH			15	100%	15
GULFSIDE HOSPICE INC		12	3	20%	15
ORLANDO HEALTH		2	13	87%	15
HUNT CLUB MEDICAL		12	3	20%	15
BARNETT PARK☐			15	100%	15
HELIX DIAGNOSTICS			15	100%	15
HODGES CLUSTER		2	13	87%	15
MILTON 4707		15			15
DIATHERIX		13	2	13%	15
MINUTECLINIC DIAGNOSTIC OF MICHIGAN		14	1	7%	15
SUPERIOR RESIDENCES OF LECANTO			15	100%	15
GLEN OAKS URGENT CARE		15			15
NOVANT HEALTH GOHEALTH URGENT CARE-HARRISBURG		8	7	47%	15
Z UROLOGY		15			15
BUREAU OF PUBLIC HEALTH		1	14	93%	15
THE TRADITION OF THE PALM BEACHES		15			15
TELEVISIT MALABAR PEDIATRICS		5	10	67%	15
WALGREENS 3145		12	3	20%	15
EASTLAKE PEDIATRICS - TRINITY		15			15
MEDEXPRESS URGENT CARE LEWISBURG		15			15
BRIDGEWAY HEALTH CLINICS INC			15	100%	15
SINAI HOSPITAL OF BALTIMORE		15			15
MID-FLORIDA PATHOLOGY, LLC		12	3	20%	15
KEY WEST MEDICAL CENTER	1	14			15
SHELBY BAPTIST MEDICAL CENTER		10	5	33%	15
STEWART MELBOURNE HOSPITAL			15	100%	15
REGENCY SQUARE MALL - SEARS		2	13	87%	15
Stratford Court of Palm Harbor		14	1	7%	15
ADVENT HEALTH - ZEPHYRHILLS			15	100%	15
BROOKDALE BRANDON	1	14			15
SPEARHEAD MEDICAL			15	100%	15
MEADOWCREST MOLECULAR DIAGNOSTICS, LLC			15	100%	15
LAKE PLACID HEALTH AND REHABILITATION			15	100%	15
GROWING TOGETHER PEDIATRICS, LLC		11	4	27%	15
ADIRONDACK MEDICAL CENTER		15			15

COVID-19: testing by laboratory

Data through Jan 9, 2021 verified as of Jan 10, 2021 at 09:25 AM

Data in this report are provisional and subject to change.

The numbers in the table below represent the number of Florida and non-Florida residents for whom test results were received by the Department of Health. A person can be tested by more than one laboratory and can have both positive and negative results. **Therefore, the sum of the numbers in each column will be larger than the total number of people tested.**

Reporting lab	Inconclusive	Negative	Positive	Percent positive	Total
NICEVILLE URGENT CARE			15	100%	15
DEPT OF VA MEDICAL CENTER - BAY PINES			15	100%	15
THREE OAKS PHARMACY INC		13	2	13%	15
BAY STREET PHARMACY☐		15			15
LIGHTHOUSE PEDIATRICS OF NAPLES		11	4	27%	15
JESSIE TRICE COMMUNITY HEALTH SYSTEM, INC		1	14	93%	15
UAH STUDENT HEALTH CENTER		10	5	33%	15
49D2045214PHYSICIAN OFFICE-WAIVER-MEDEXPRESS URGENT CARE - HARRISONBU		6	9	60%	15
SOUTHCOR LABORATORY		2	13	87%	15
TOTTENVILLE CIRCLE URGENT CARE		15			15
ROWLETT MIDDLE ACADEMY		12	2	14%	14
COLLEGE POINT URGENT CARE		12	2	14%	14
MULBERRY'S MOBILE PROVIDER SERVICES LLC☐			14	100%	14
PANAMA CITY VITAS HOSPICE		14			14
OSCEOLA ALF OPERATOR, LLC DBA☐		14			14
Summit Medical Group Westfield Lab		14			14
NCHD		4	10	71%	14
NORTHWESTERN MEMORIAL HOSPITAL			14	100%	14
PRATTVILLE BAPTIST HOSPITAL		11	3	21%	14
POLK CHD BARTOW		13	1	7%	14
STATEN ISLAND UNIVERSITY HOSPITAL		13	1	7%	14
OCEANSIDE URGENT CARE		14			14
Sovereign Laboratory Services, LLC		14			14
MINUTECLINIC DIAGNOSTIC OF TN PC #378		13	1	7%	14
FLORIDA ENDOSCOPY & SURGERY CTR LLC		14			14
WELLMED AT NEW TAMPA		10	4	29%	14
MINUTECLINIC DIAGNOSTIC OF ILLINOIS L		12	2	14%	14
BVL PEDIATRICS		14			14
FLORIDA HOSPITAL WINTER GARDEN		13	1	7%	14
Belleair Healthcare Center		8	6	43%	14
WELLINGTON FAMILY PRACTICE		13	1	7%	14
ASTORIA HEALTH AND REHABILITATION CENTER		13	1	7%	14
BIO-TECH CLINICAL LABORATORIES INC		14			14
GRAND VILLA OF ST. PETERSBURG		12	2	14%	14
BENTON HOUSE OF PORT ORANGE		8	6	43%	14
SYNIVERSE WELLNESS CENTER		12	2	14%	14
FUNGAL REFERENCE LABORATORY		12	2	14%	14
PROFESSIONAL PARK PEDIATRICS PA			14	100%	14
ROBERT WOOD JOHNSON UNIVERSITY HOSP		12	2	14%	14
EPIPHANY HEALTH		8	6	43%	14
MERCY MEDICAL URGENT CARE CENTER INC		3	11	79%	14
SIGNATURE HEALTHCARE OF ORANGE PARK		14			14
Consulate Health Care of Jacksonville			14	100%	14
PROMEDICA LABORATORIES		11	3	21%	14
M&V SAN JOSE MEDICAL CENTER			14	100%	14
MEDEMERGE		13	1	7%	14
MEDEXPRESS URGENT CARE, MOON TOWNSHIP		13	1	7%	14

COVID-19: testing by laboratory

Data through Jan 9, 2021 verified as of Jan 10, 2021 at 09:25 AM

Data in this report are provisional and subject to change.

The numbers in the table below represent the number of Florida and non-Florida residents for whom test results were received by the Department of Health. A person can be tested by more than one laboratory and can have both positive and negative results. **Therefore, the sum of the numbers in each column will be larger than the total number of people tested.**

Reporting lab	Inconclusive	Negative	Positive	Percent positive	Total
ALAN L MELOTEK MD		14			14
VALLEY IMMEDIATE CARE		12	2	14%	14
FAMILY AND INTERNAL MEDICINE AT AVALON PARK		12	2	14%	14
MORNINGSIDE MANOR & VILLA ADULT CARE C		14			14
BOCA SIMON		2	12	86%	14
BAPTIST MEDICAL CENTER EAST		11	3	21%	14
SAN CARLOS PHARMACY		14			14
COOPER HEALTHCARE		14			14
OCOEE PEDIATRICS		11	3	21%	14
MD PLUS URGENT CARE, LLC			14	100%	14
NEW YORK METHODIST HOSPITAL		13	1	7%	14
HEALTH MED CENTERS		14			14
ST JOSEPH HOSPITAL		13	1	7%	14
ADVANCED URGENT CARE		12	2	14%	14
AUBURN COMMUNITY HOSPITAL		12	2	14%	14
HEALTHFIRST ADVENT HEALTH CENTRA CARE COCOA BEACH			14	100%	14
WELLMED AT LAKE COPELAND		7	6	46%	13
JUST FOR KIDS PEDIATRICS		5	8	62%	13
BROOKDALE ST AUGUSTINE			13	100%	13
MONTEFIORE ST LUKE'S CORNWALL HOSPITAL		10	3	23%	13
CVS MINUTE CLINIC DIAGNOSTIC OF NORTH CAROL		12	1	8%	13
HOLIDAY MEDICAL ASSOCIATES		1	12	92%	13
SHELBY COUNTY HEALTH CARE CORPORATION		10	3	23%	13
FLORIDA STATE HOSPITAL			13	100%	13
ROCKLEDGE		3	10	77%	13
81ST MEDICAL GROUP			13	100%	13
Cross Care Center			13	100%	13
ROBERT H JENKINS JR VETERANS' DOMICILIARY HOME OF		11	2	15%	13
RIVERSIDE COTTAGES AT THE SHORES, LLC			13	100%	13
ODYSSEY HEALTHCARE OF MARION COUNTY, LLC		13			13
CENTER ONE SURGERY CENTER		9	4	31%	13
CAREATC			13	100%	13
CAMPBELL URGENT CARE			13	100%	13
CHARLOTTE CHD PORT CHARLOTTE		11	2	15%	13
BETHESDA HEALTH PHYSICIAN GROUP INC			13	100%	13
LUCID DIAGNOSTICS LABS			13	100%	13
Sunnyside Care Center		13			13
BASSETTI & ASSOCIATES, MD, PA			13	100%	13
Wesley Place on Honeysuckle		11	2	15%	13
BAPTIST MEMORIAL HEALTH CARE		11	2	15%	13
CLINICAL LABORATORY SERVICES			13	100%	13
UNIVERSITY LAB			13	100%	13
BROOKLYN HOSPITAL CENTER DOWNTOWN CAMPUS		13			13
SUNSHINE ASSISTED LIVING		13			13
SPRINGWOOD COURT		8	5	38%	13
UC HEALTH UNIVERSITY HOSPITAL		11	2	15%	13
VILLA OF KINGS AND QUEENS OF DELRAY		13			13

COVID-19: testing by laboratory

Data through Jan 9, 2021 verified as of Jan 10, 2021 at 09:25 AM

Data in this report are provisional and subject to change.

The numbers in the table below represent the number of Florida and non-Florida residents for whom test results were received by the Department of Health. A person can be tested by more than one laboratory and can have both positive and negative results. **Therefore, the sum of the numbers in each column will be larger than the total number of people tested.**

Reporting lab	Inconclusive	Negative	Positive	Percent positive	Total
MASSACHUSETTS GENERAL HOSPITAL		1	12	92%	13
SONATA BOYNTON BEACH		12	1	8%	13
CORE LABORATORY		1	12	92%	13
PARKWEST MEDICAL CENTER		11	2	15%	13
SOUTH NASSAU COMMUNITIES HOSPITAL		10	3	23%	13
STAR CARE		13			13
DYNAMIC DNA LAB		1	12	92%	13
PHELPS HOSPITAL LABORATORY		11	2	15%	13
SOUTHEAST FAMILY HEALTHCARE CENTER			13	100%	13
TRINITY MEDICAL ASSOCIATES LLC			13	100%	13
MONROE COUNTY DETENTION CENTER			13	100%	13
FORT WALTON BEACH DEVELOPMENTAL CENTER		12	1	8%	13
JOSEPH SCHENKER MD PC DBA CENTERS URGENT		11	2	15%	13
HUDSON VALLEY HOSPITAL CENTER LABORATORY		12	1	8%	13
BLISS HEALTHCARE SERVICES		2	11	85%	13
CLEVELAND CLINIC			13	100%	13
BROOKDALE DELAND			13	100%	13
GRACE MEDICAL HOME		11	2	15%	13
CHILDRENS MEDICAL CENTER			13	100%	13
KRYSTAL BAY NURSING AND REHABILITATION		10	3	23%	13
Baldwin Pediatrix		13			13
IN-OFFICE LAB		12	1	8%	13
Bon Secours Maria Manor		9	4	31%	13
EAR NOSE & THROAT ASSOCIATES OF MANATEE PA		13			13
BROOKDALE MANDARIN CENTRAL			13	100%	13
ORANGE REGIONAL MEDICAL CENTER LABORATORY		10	3	23%	13
ESCAMBIA COMMUNITY CLINIC		2	11	85%	13
OPIS ISLAND LAKE CENTER		13			13
REGENCY OAKS HEALTH CENTER		11	2	15%	13
MINUTECLINIC DIAGNOSTICS MEDICAL GROUP		12			12
IREPERTOIRE_MOL_LAB		12			12
FLORIDA ATLANTIC UNIVERSITY		10	2	17%	12
NAPLES GREEN VILLAGE		12			12
MACKOUL PEDIATRICS FORT MYERS			12	100%	12
WACO HHSSURGEWACO	1	10	1	8%	12
OLIVE BRANCH HEALTH AND REHABILITATION CENTER			12	100%	12
MINUTECLINIC DIAGNOSTIC OF RHODE ISLAND, LLC #590		12			12
MINUTE CLINIC DIAGNOSTIC OF VIRGINIA		9	3	25%	12
STEWART MELBOURNE HOSPITAL, INC	1		11	92%	12
WALGREEN		4	8	67%	12
PANCARE HEALTH - WEWA ELEMENTARY			12	100%	12
CVS MINUTE CLINIC DIAGNOSTIC OF TEXAS LLC		9	3	25%	12
LONG ISLAND JEWISH VALLEY STREAM		12			12
NORTHWEST FLORIDA SLEEP			12	100%	12
UR CARE FAMILY AND SPORTS MEDICINE			12	100%	12
GERALD J KIVETT MD		12			12
OCALA OAKS REHABILITATION CENTER		7	5	42%	12

COVID-19: testing by laboratory

Data through Jan 9, 2021 verified as of Jan 10, 2021 at 09:25 AM

Data in this report are provisional and subject to change.

The numbers in the table below represent the number of Florida and non-Florida residents for whom test results were received by the Department of Health. A person can be tested by more than one laboratory and can have both positive and negative results. **Therefore, the sum of the numbers in each column will be larger than the total number of people tested.**

Reporting lab	Inconclusive	Negative	Positive	Percent positive	Total
INNOVATIVE RESEARCH OF WEST FLORIDA		9	3	25%	12
MERCY MEDICAL CENTER		5	7	58%	12
FAMILY CARE			12	100%	12
WAKULLA COUNTY HEALTH DEPARTMENT		5	7	58%	12
LIFE CARE OF PORT SAINT LUCIE		3	9	75%	12
PATHLINE			12	100%	12
FLORIDA DEPT OF HEALTH		4	8	67%	12
FLUSHING HOSPITAL MEDICAL CENTER		9	3	25%	12
ST PETER'S UNIVERSITY HOSPITAL		9	3	25%	12
MAINSTREET FAMILY SELECT		1	11	92%	12
BROWARD DIALYSIS			12	100%	12
Lady Lake Specialty Care			12	100%	12
VPA PC LAB		12			12
MINUTECLINIC, LLC, DBA MINUTECLINIC #5		10	2	17%	12
FLORIDA DEPARTMENT OF HEALTH IN HILLSBOROUGH COUNTY			12	100%	12
SUWANNEE COUNTY JAIL		11	1	8%	12
BEST MEDICAL CENTER		8	4	33%	12
ACADIAN DIAGNOSTIC LABORATORIES		8	4	33%	12
MINUTECLINIC DIAGNOSTIC PA		11	1	8%	12
LAB UNKNOWN		1	11	92%	12
FHCP-PORT ORANGE		3	9	75%	12
SUMMIT ATLANTIC SURGERY CENTER		12			12
UNIVERSITY HOSPITAL UC HEALTH		8	4	33%	12
MELBOURNE FAMILY PRACTICE		11	1	8%	12
CARDIOLOGY AND MEDICINE ASSOCIATES INC		12			12
TOWERS HOME CARE☐		12			12
PRIMARY CARE MEDICINE	1	10	1	8%	12
JUNO DERMATOLOGY LLC		10	2	17%	12
ST CLOUD MEDICAL GROUP		10	2	17%	12
ALWAYS BEST CARE SENIOR SERVICES		10	2	17%	12
MARQUES PEDIATRICS			12	100%	12
BROOKDALE PADDOCK HILLS		12			12
FORT CAROLINE GARDENS, INC		11	1	8%	12
MI2297090CV HOLLAND-23D2189684		12			12
MINUTECLINIC MINUTECLINIC #8746		12			12
GLEN OAKS HEALTH AND REHABILITATION CENTER			12	100%	12
TLC FAMILY CARE HOME INC		12			12
AMELIA ASSISTED LIVING FACILITY		12			12
GRAND VILLA OF DELAND		9	3	25%	12
WOODHOUSE INC		12			12
WORLD WRESTLING ENTERTAINMENT			12	100%	12
ROCKLAND URGENT CARE FAMILY HEALTH NP		12			12
BRYAN WHITFIELD MEMORIAL HOSPITAL		8	4	33%	12
VERITAS RESEARCH CORP			12	100%	12
GARDENS HEALTH NH LLC		12			12
MCWHORTER SCHOOL OF PHARMACY		12			12
COMPREHENSIVE CHILDCARE ASSOCIATES		8	4	33%	12

COVID-19: testing by laboratory

Data through Jan 9, 2021 verified as of Jan 10, 2021 at 09:25 AM

Data in this report are provisional and subject to change.

The numbers in the table below represent the number of Florida and non-Florida residents for whom test results were received by the Department of Health. A person can be tested by more than one laboratory and can have both positive and negative results. **Therefore, the sum of the numbers in each column will be larger than the total number of people tested.**

Reporting lab	Inconclusive	Negative	Positive	Percent positive	Total
LEON CHD		12			12
MEDEXPRESS URGENT CARE - ROBINSON TWP, STEUBENVILLE PIKE		11	1	8%	12
APPLE DIAGNOSTICS LAB		5	7	58%	12
ADVENT HEALTH - KISSIMMEE		3	9	75%	12
BARTON FAMILY PRACTICE		7	5	42%	12
MAITLAND PRIMARY CARE		9	3	25%	12
MERIDIAN AT WATERWAYS, THE		10	2	17%	12
MINUTECLINIC, LLC, DBA MINUTECLINIC #2544		11	1	8%	12
THE TERRACE OF SAINT CLOUD		9	2	18%	11
URGENT TEAM		8	3	27%	11
NIGHT LITE PEDIATRICS CENTER, LLC		1	10	91%	11
St. Annes Nursing Center, St. Annes Residence, Inc.		11			11
PRIMECARE ACQUISITION FAMILY PRACTICE INC		11			11
AIM LABORATORIES			11	100%	11
LODGE HEALTH AND REHABILITATION CENTER, THE		11			11
LYSTER ACH FT RUCKER AL		10	1	9%	11
MINUTECLINIC DIAGNOSTIC OF NORTH CAROLINA		11			11
BHA CENTRAL COUNTY CLINIC		1	10	91%	11
JENNIFER J CHIAVETTA-GRLSANTI DC		8	3	27%	11
AVOW HOSPICE INC		11			11
SIGMUND LABS LLC		11			11
RAINBOW PEDIATRICS			11	100%	11
ALBIBI		1	10	91%	11
PINELLAS COUNTY HEALTH DEPARTMENT		2	9	82%	11
COLORADO DEPARTMENT OF PUBLIC HEALTH AND ENVIRONMENT			11	100%	11
WINTER PARK CARE AND REHABILITATION			11	100%	11
UMHC/SYLVESTER AT KENDALL		1	10	91%	11
MI CASA DORADA ASSISTED LIVING FACILIT		11			11
ADVENT HEALTH - DELTONA ER		1	10	91%	11
TROPICANA		5	6	55%	11
COMMUNITY HEALTH OF SOUTH FLORIDA INC			11	100%	11
VIRTUA WEST JERSEY HOSPITAL VOORHEES		9	2	18%	11
BLOUNT MEMORIAL HOSPITAL		10	1	9%	11
BELLEVUE HOSPITAL CENTER DEPARTMENT		11			11
SEMORAN FAMILY HEALTH LLC		10	1	9%	11
A PLUS PEDIATRICS		9	2	18%	11
LAKELAND HILLS CENTER		4	7	64%	11
PBSO WEST PALM FAMILY PRACTICE		1	10	91%	11
ADVENTHEALTH MEDICAL GROUP FAMILY & INTERNAL		7	4	36%	11
ARDEN COURTS OF PALM HARBOR			11	100%	11
TREASURE COAST URGENT CARE			11	100%	11
DOCTORS MEDICAL CENTER OF WALTON COUNTY CLINIC			11	100%	11
CARE FAST MURABELLA		7	4	36%	11
HORIZON MEDICAL GROUP		9	2	18%	11
DMH STEINHATCHEE FAMILY MEDICINE		8	3	27%	11
GENTIVA HEALTH SERVICES		10	1	9%	11
STERLING HOUSE OF PUNTA GORDA		11			11

COVID-19: testing by laboratory

Data through Jan 9, 2021 verified as of Jan 10, 2021 at 09:25 AM

Data in this report are provisional and subject to change.

The numbers in the table below represent the number of Florida and non-Florida residents for whom test results were received by the Department of Health. A person can be tested by more than one laboratory and can have both positive and negative results. **Therefore, the sum of the numbers in each column will be larger than the total number of people tested.**

Reporting lab	Inconclusive	Negative	Positive	Percent positive	Total
TELEVISIT PALM BAY FAMILY PRACTICE		9	2	18%	11
LEHIGH VALLEY HOSPITAL		3	8	73%	11
NORTHERN WESTCHESTER HOSPITAL LABORATORY		9	2	18%	11
MHHS All Lab Subsection		11			11
CARINGTON MANOR		11			11
WINSHIPS PHARMACY INC		11			11
INN AT LAKE SEMINOLE SQUARE, THE		11			11
CLEVELAND CLINIC FLORIDA		1	10	91%	11
FAMILY PRACTICE ON THE GO		6	5	45%	11
ACCESS MEDICAL CENTER			11	100%	11
Jupiter Medical Center Pavilion		10	1	9%	11
UNIVERSITY CENTRA CARE		10	1	9%	11
TNC WALK IN CLINIC		8	3	27%	11
ALCOVE ASSISTED LIVING FACILITY		11			11
DESOTO HEALTH AND REHAB LLC		7	4	36%	11
UNIV OF NORTH ALABAMA HEALTH CENTER		11			11
MORTON PLANT MEASE			11	100%	11
FIRST CHOICE PEDIATRICS INC		10	1	9%	11
ELITE HOME HEALTH SERVICES		11			11
MINUTECLINIC DIAGNOSTIC OF PENNSYLVANI		11			11
MEDEXPRESS URGENT CARE-ALTOONA		9	2	18%	11
IMA MEDICAL CENTER		4	7	64%	11
MINUTECLINIC DIAGNOSTIC OF NORTH CAROLINA PC		9	2	18%	11
FORT HAMILTON URGENT CARE		11			11
HIALEAH HOSPITAL RESPIRATORY DEPT			11	100%	11
MEDICAL CENTER AFFILIATES WEST PALM			11	100%	11
PALM BEACH PATHOLOGY		9	2	18%	11
Citymd Of Lacey		10	1	9%	11
JFK MEDICAL CENTER NORTH LAB		1	10	91%	11
PROHEALTH CARE ASSOCIATES MOBILE		9	2	18%	11
ANYLABTESTNOW			11	100%	11
Clearwater Center		6	5	45%	11
BAPTIST PRIMARY CARE PONTE VEDRA		6	5	45%	11
REDMED CLINIC OF ARLINGTON		10	1	9%	11
QUOTIENT SCIENCES LABS LLC			11	100%	11
WATSON HEALTHCARE		7	3	30%	10
WELLMED AT PLANT CITY		6	4	40%	10
ONEIDA HEALTHCARE CENTER		8	2	20%	10
CORONA PATHOLOGY		10			10
URGENT CARE CENTER AT PINNACLE		4	6	60%	10
TUSCAN ISLE OPERATING COMPANY LLC DBA		7	3	30%	10
ADVENT HEALTH - WINTER HAVEN		6	4	40%	10
Hialeah Nursing And Rehabilitation Center		6	4	40%	10
RAINBOW PEDIATRIC CENTER		2	8	80%	10
CBC LAB		3	7	70%	10
DIEGO FALLON MD PA		6	4	40%	10
Maury Regional Hospital		6	4	40%	10

COVID-19: testing by laboratory

Data through Jan 9, 2021 verified as of Jan 10, 2021 at 09:25 AM

Data in this report are provisional and subject to change.

The numbers in the table below represent the number of Florida and non-Florida residents for whom test results were received by the Department of Health. A person can be tested by more than one laboratory and can have both positive and negative results. **Therefore, the sum of the numbers in each column will be larger than the total number of people tested.**

Reporting lab	Inconclusive	Negative	Positive	Percent positive	Total
CARENOW URGENT CARE-BRENTWOOD		8	2	20%	10
INTERMOUNTAIN CENTRAL LAB		1	9	90%	10
GADSDEN REGIONAL MEDICAL CENTER		10			10
MEDEX REGIONAL LABORATORIES LLC		1	9	90%	10
EAR NOSE AND THROAT ASSOCIATES OF MANATEE, P.A.		7	3	30%	10
MEDICAL LABORATORY DIAGNOSTICS			10	100%	10
VITALANT		1	9	90%	10
HAZELDEN FLORIDA		10			10
MINUTECLINIC DIAGNOSTIC OF MICHIGAN PC		10			10
VETERNANS ADMINISTRATION			10	100%	10
BOCA RATON REGIONAL HOSPITAL LAB			10	100%	10
NORTH OKALOOSA PHYSICIAN GROUP		10			10
MEDEXPRESS URGENT CARE PARKERSBURG		8	2	20%	10
EMERALD COAST HOSPICE - CRESTVIEW		10			10
CREATIVE TESTING SOLUTIONS		3	7	70%	10
MINIMALLY INVASIVE VASCULAR INC		10			10
MINUTECLINIC, LLC		8	2	20%	10
HCR MANORCARE		10			10
MEYER PEDIATRICS CHTD		10			10
SOUTHEASTERN LABORATORY			10	100%	10
LAKE NONA MEDICAL SERVICES		3	7	70%	10
COMMUNITY HEALTH CENTER		2	8	80%	10
ISLAND LAKE CENTER		4	6	60%	10
BROOKDALE PANAMA CITY		9	1	10%	10
PBC PREMIER FAMILY HEALTH			10	100%	10
GENESIS		7	3	30%	10
WILLISTON PEDIATRICS PA		5	5	50%	10
JUPITER MEDICAL CENTER URGENT CENTER		4	6	60%	10
SENIOR HOME CARE INC		10			10
ARNOT OGDEN MEDICAL CENTER LABORATORY		10			10
MEDEXPRESS URGENT CARE - SEMINOLE SQUA		9	1	10%	10
JOSEF SCHENKER MD PC		10			10
APPALACHIAN REGIONAL HEALTHCARE SYSTEM		10			10
PREMIER LABORATORY SERVICES, LLC		5	5	50%	10
OPTUMCARE SOUTH FLORIDA, LLC		7	3	30%	10
AVANTE ST CLOUD		7	3	30%	10
EMERALD COAST PEDIATRICS			10	100%	10
WELLMED AT SOUTH PARSONS		8	2	20%	10
KIDSVILLE PEDIATRICS			10	100%	10
NEW JERSEY DEPARTMENT OF HEALTH COMMUNICABLE DISEASE SERVICE		3	7	70%	10
BEAUMONT LABORATORY			10	100%	10
PANCARE HEALTH - VERNON ELEMENTARY			10	100%	10
MOUNT DORA PEDIATRICS		8	2	20%	10
BROWARD HEALTH CARE			10	100%	10
WALGREENS 2941		9	1	10%	10
TENNESSEE DEPARTMENT OF HEALTH (TDH) - CENTRAL LABORATORY		2	8	80%	10
MEDEXPRESS URGENT CARE - TIMBERLAKE		10			10

COVID-19: testing by laboratory

Data through Jan 9, 2021 verified as of Jan 10, 2021 at 09:25 AM

Data in this report are provisional and subject to change.

The numbers in the table below represent the number of Florida and non-Florida residents for whom test results were received by the Department of Health. A person can be tested by more than one laboratory and can have both positive and negative results. **Therefore, the sum of the numbers in each column will be larger than the total number of people tested.**

Reporting lab	Inconclusive	Negative	Positive	Percent positive	Total
OHIO STATE UNIVERSITY MEDICAL CENTER			10	100%	10
PUTNAM COUNTY SHERIFFS OFFICE		8	2	20%	10
BIOTECH CLINICAL LABORATORIES, INC.		1	9	90%	10
ADVENT HEALTH MEDICAL GROUP- FAMILY MEDICINE AT DR. PHILIPS		6	4	40%	10
COVANCE CENTRAL LABORATORY			10	100%	10
METHODIST MEDICAL CENTER		7	3	30%	10
AMBRY GENETICS CORPORATION		10			10
VASCONCELLO COHEN MD PA		9	1	10%	10
LAKE BALDWIN CBOC		9	1	10%	10
LAKEWOOD RANCH MEDICAL CENTER CLINICAL LAB			10	100%	10
MINUTECLINIC #8699		7	3	30%	10
LIFE CARE CENTER OF PORT ST. LUCIE		7	3	30%	10
CLEARWATER EMPLOYEE HEALTH CLINIC		4	6	60%	10
NORTHWEST FLORIDA COMMUNITY HOSPITAL LABORATORY		8	1	11%	9
BAY BREEZE HEALTH AND REHABILITATION CENTER		6	3	33%	9
CAREHERE LAKE SCHOOLS EMPLOYEE HEALTH CENTER		5	4	44%	9
ANY LAB TEST NOW INC			9	100%	9
MD NOW MEDICAL CENTERS INC			9	100%	9
WADSWORTH CENTER - DAVID AXELROD INSTITUTE		8	1	11%	9
SURFSIDE URGENT CARE		5	4	44%	9
WOODLAND TOWERS		6	3	33%	9
FLORIDA PRESBYTERIAN HOMES INC		9			9
MINUTE CLINIC DIAGNOSTIC OF NEW JERSEY		9			9
TMH PHYSICIAN PARTNERS - MONTICELLO		8	1	11%	9
OMNI			9	100%	9
PARROTT MEDICAL CLINIC			9	100%	9
AVALON FAMILY RESORT ASSISTED LIVING LLC		9			9
ARCPPOINT LABS OF WEST PALM BEACH			9	100%	9
MOLECULAR PATHOLOGY LABORATORY			9	100%	9
PATEL MEDICAL VENTURES		8	1	11%	9
RIVERSIDE MEDICAL GROUP		8	1	11%	9
NORTHSHORE UNIVERSITY HEALTHSYSTEM EVANSTON HOSPITAL LAB			9	100%	9
TIFFANY LAKE CARE CENTERS INC		9			9
NORTHBROOK CENTER FOR		8	1	11%	9
PRECISION GENETICS			9	100%	9
MOSOLF PEDIATRICS			9	100%	9
MAINSTREET FAMILY CARE			9	100%	9
PEDIATRIC HEALTH CARE ALLIANCE			9	100%	9
FLORIDA DEPARTMENT OF HEALTH IN MONROE COUNTY		6	3	33%	9
CVS MINUTE CLINIC DIAGNOSTIC OF WISCONSIN		9			9
BAYONET POINT HOSPITAL			9	100%	9
VILLAGE PLACE HEALTH AND REHAB		9			9
UNAVAILABLE/UNKNOWN/NO INFORMATION FOUND			9	100%	9
ADVENTHEALTH MEDICAL GROUP		9			9
FLORIDA DEPARTMENT OF HEALTH IN WALTON COUNTY		8	1	11%	9
FAMILY HEALTH CENTER			9	100%	9
LPG PEDIATRICS AT PAGE FIELD		9			9

COVID-19: testing by laboratory

Data through Jan 9, 2021 verified as of Jan 10, 2021 at 09:25 AM

Data in this report are provisional and subject to change.

The numbers in the table below represent the number of Florida and non-Florida residents for whom test results were received by the Department of Health. A person can be tested by more than one laboratory and can have both positive and negative results. **Therefore, the sum of the numbers in each column will be larger than the total number of people tested.**

Reporting lab	Inconclusive	Negative	Positive	Percent positive	Total
RICHMOND UNIVERSITY MEDICAL CENTER		7	2	22%	9
COASTAL FAMILY PRACTICE		6	3	33%	9
ADVENT HEALTH CENTRA CARE - ORANGE LAKE		1	8	89%	9
CARENOW URGENT CARE-MT JULIET		8	1	11%	9
NEMOURS CHILDREN'S PRIMARY CARE VERO BEACH			9	100%	9
BAYA URGENT CARE LLC		1	8	89%	9
FLORIDA MEDICAL CLINIC - MULTI SPECIALTY CAMPUS		2	7	78%	9
PLYMOUTH HARBOR INCORPORATED		9			9
OUR HOME AT BEACON HILL			9	100%	9
BROOKDALE PHILLIPPI CREEK			9	100%	9
GCPM MANUAL MICROBIOLOGY		1	8	89%	9
WANTAGH URGENT CARE		6	3	33%	9
ILLINOIS DEPT OF PUBLIC HEALTH LAB - SPRINGFIELD			9	100%	9
NORTHWEST FLORIDA ENT, PA		3	6	67%	9
LAKEVIEW HEALTH SYSTEMS			9	100%	9
BAPTIST PRIMARY BLACK CREEK SOUTH			9	100%	9
MICHIGAN DEPARTMENT OF COMMUNITY HEALTH		1	8	89%	9
CHEMISYS LABORATORIES		1	8	89%	9
ADVENTHEALTH MEDICAL GROUP CARE CLINIC AT		7	2	22%	9
SAMARITAN MEDICAL CENTER		9			9
LAKE NONA MEDICAL SERVICE LLC		9			9
STATEN ISLAND UNIVERSITY HOSPITAL SEGUINE AVE		9			9
FAMILY MEDICINE AT HUNTERS CREEK		9			9
AEGIS MEDICAL GROUP			9	100%	9
BAYFRONT HEALTH ST PETERSBURG		8	1	11%	9
CHILDREN'S HEALTH CENTER INC.		7	2	22%	9
CARENOW URGENT CARE - EAST NASHVILLE		8	1	11%	9
NATURE COAST REGIONAL MEDICAL CENTER			9	100%	9
MIDMICHIGAN MEDICAL CENTER			9	100%	9
SAMARITAN HOSPITAL LABORATORY		8	1	11%	9
FIRST CHOICE PEDIATRICS WINTER SPRINGS		9			9
TEXAS DEPARTMENT OF STATE HEALTH SERVICES		2	7	78%	9
ST. JOSEPH HOSPITAL AND HEALTH CARE INC.			8	100%	8
ALLINA HEALTH - ABBOTT NORTHWESTERN HOSPITAL		5	3	38%	8
HOLY NAME MEDICAL CENTER	1	6	1	13%	8
MINUTE CLINIC LLC #1448		7	1	13%	8
RED MOUNTAIN DIAGNOSTICS		8			8
PRORENATA LABS		1	7	88%	8
CONSULATE HEALTH CARE		7	1	13%	8
MEADOWCREST FAMILY PHYSICIANS PA			8	100%	8
BAPTIST OUTPATIENT			8	100%	8
MONROE COUNTY HOSPITAL		6	2	25%	8
MONTEFIORE MEDICAL CENTER LABORATORIES - NORTH		8			8
WESTCHESTER GENERAL HOSPITAL BLOOD GAS LAB			8	100%	8
CARROLL GARDENS URGENT CARE		8			8
FOUNTAINVIEW BY FIVE STAR QUALITY CARE		7	1	13%	8
HUNTINGTON VILLAGE URGENT CARE		8			8

COVID-19: testing by laboratory

Data through Jan 9, 2021 verified as of Jan 10, 2021 at 09:25 AM

Data in this report are provisional and subject to change.

The numbers in the table below represent the number of Florida and non-Florida residents for whom test results were received by the Department of Health. A person can be tested by more than one laboratory and can have both positive and negative results. **Therefore, the sum of the numbers in each column will be larger than the total number of people tested.**

Reporting lab	Inconclusive	Negative	Positive	Percent positive	Total
URGENT CARE & FAMILY PRACTICE CENTER			8	100%	8
ROBERT WOOD JOHNSON HOSPITAL		7	1	13%	8
Hackensack Umc Mountainside		8			8
BAYLOR GENETICS		6	2	25%	8
MEDEXPRESS URGENT CARE - WINCHESTER GATEWAY		6	2	25%	8
MEDEXPRESS URGENT CARE - CHRISTIANBURG		7	1	13%	8
EXECUTIVE MEDICAL SERVICES		8			8
MID-HUDSON VALLEY DIVISION OF WESTCHESTER MEDICAL		8			8
SIDDH INC DBA SAN CARLOS PHARMACY		6	2	25%	8
DOCTOR'S IN-HOUSE LAB/COMMUNITY HEALTH CENTERS OF PINELLAS – CLEARWATE			8	100%	8
WILTON MANORS HEALTH & REHABILITATION CENTER			8	100%	8
GENE STREET LABORATORIES, LLC		6	2	25%	8
COLLIER COUNTY HEALTH DEPT.		4	4	50%	8
BLOCK NATION CHASE		4	4	50%	8
X-GENE MOLECULAR LABS		1	7	88%	8
ELTINGVILLE CIRCLE URGENT CARE		8			8
MEDEXPRESS URGENT CARE-LATROBE		8			8
BAPTIST HEALTH			8	100%	8
ALACHUA COUNTY HEALTH DEPARTMENT		1	7	88%	8
JX REF LAB			8	100%	8
BARTON PARKER OD PC		8			8
THE VILLAGES HEALTH		5	3	38%	8
ORLANDO HEALTH PHYSICIAN ASSOCIATES		4	4	50%	8
NURSING PLUS OF BROWARD LLC		1	7	88%	8
WELLMED AT PORT ST LUCIE WEST		6	2	25%	8
ATLANTIC CONSOLIDATED LABORATORY		8			8
ACE BIOMEDICAL LABS LLC			8	100%	8
BEAUMONT EMERGENCY CENTER			8	100%	8
DOCTOR'S IN HOUSE LAB			8	100%	8
PENSACOLA CLUSTER			8	100%	8
FHCP-ORANGE CITY			8	100%	8
FLORIDA HEART AND VASCULAR MULTISPECIALTY GROUP		8			8
ST PETERSBURG PEDIATRICS-MLK JUNIOR BLVD		6	2	25%	8
NIGHT OWL PEDIATRICS URGENT CARE			8	100%	8
MEDEXPRESS URGENT CARE-KATY		5	3	38%	8
CROSSROADS URGENT CARE, PLLC		8			8
MINUTECLINIC DIAGNOSTIC OF LOUISIANA		7	1	13%	8
LAKES DIALYSIS CENTER INC			8	100%	8
ST JOHNS COUNTY DETENTION CENTER		8			8
PASSPORT HEALTH			8	100%	8
URGENT FAMILY CARE INC		5	3	38%	8
Sunset Lake Health and Rehabilitation Center		8			8
PREMIER COMMUNITY HEALTHCARE GROUP INC		7	1	13%	8
WALK IN URGENT CARE			8	100%	8
MINUTECLINIC DIAGNOSTIC OF TN PC #566		7	1	13%	8
ORMOND BEACH CENTRA CARE			8	100%	8
PERSONAL PEDIATRICS PA		6	2	25%	8

COVID-19: testing by laboratory

Data through Jan 9, 2021 verified as of Jan 10, 2021 at 09:25 AM

Data in this report are provisional and subject to change.

The numbers in the table below represent the number of Florida and non-Florida residents for whom test results were received by the Department of Health. A person can be tested by more than one laboratory and can have both positive and negative results. **Therefore, the sum of the numbers in each column will be larger than the total number of people tested.**

Reporting lab	Inconclusive	Negative	Positive	Percent positive	Total
HUNTINGTON URGENT CARE		8			8
AVENTURA HOSPITAL AND MEDICAL CENTER			8	100%	8
URGENT TEAM MANAGEMENT OF TENNESSEE		7	1	13%	8
CVS MINUTE CLINIC DIAGNOSTIC MED GRP OF CA		8			8
WHITE SANDS OUTPATIENT SERVICES (WSOP SERVICES LLC		8			8
EMERGENCY MEDICAL CENTER		3	5	63%	8
MEDEXPRESS URGENT CARE - PANTOPS		7	1	13%	8
ACCESS PHARMACY		8			8
UNIVERSITY MEDICAL CENTER		8			8
GENEUS DIAGNOSTICS			8	100%	8
PASSPORT HEALTH OF TAMPA BAY		8			8
LIFE CARE CITRUS COUNTY			8	100%	8
THE WOLFF CENTER FOR CHILD & ADOLESCENT HEALTH			8	100%	8
AVANTE AT MT DORA		6	2	25%	8
SYLVESTER AT PLANTATION LABORATORY		7	1	13%	8
MEDEXPRESS URGENT CARE - MONROE		8			8
MEDEXPRESS URGENT CARE MONACA		8			8
ADVENT HEALTH - FOUR CORNERS ER		8			8
SURGOINSVILLE PHARMACY		8			8
GOLISANO CHILDREN'S HOSPITAL OF SOUTHWEST FLORIDA		6	2	25%	8
ADVANCED DIAGNOSTIC LABORATORY		1	7	88%	8
GULF COAST MEDICAL GROUP		2	6	75%	8
FAMILY MEDICINE AT LONGWOOD			8	100%	8
St Joseph's Hospital & Medical Center		8			8
OHIO CVS STORES, LLC DBA		8			8
MINUTE CLINIC LLC #5733		8			8
NATIONAL GENETICS INST LABCORP		3	5	63%	8
MEDEXPRESS URGENT CARE - WASHINGTON		6	2	25%	8
LAKE CO EMPLOYEE HEALTH AND WELLNESS CENTER		7	1	13%	8
MEDEXPRESS URGENT CARE - BENTON HARBOR		8			8
DOH-TAMPA BRANCH LABORATORY (MLK BLVD)		4	4	50%	8
FLORIDA HOSPITAL PHYSICIAN GROUP		3	5	63%	8
HARBORCHASE OF DR PHILLIPS		7	1	13%	8
HEALTHMARK REGIONAL HOSPITAL LAB		4	4	50%	8
JOHNS HOPKINS MEDICAL LABORATORIES		1	7	88%	8
MEDEXPRESS URGENT CARE - LAFAYETTE		7	1	13%	8
CVS MINUTE CLINIC, LLC		6	2	25%	8
ASSOCIATES MD CYPRESS CREEK			8	100%	8
THE MARY IMOGENE BASSETT HOSPITAL		8			8
INTERNAL MEDICINE ASSOCIATES OF JACKSON HOSPITAL			8	100%	8
ADVANCE URGENT CARE CENTER, LLC			8	100%	8
GRAND VILLA OF ALTAMONTE SPRINGS		1	7	88%	8
MINUTECLINIC DIAGNOSTIC OF HAWAII LLC		8			8
FLORIDA CLINICAL LAB		1	7	88%	8
CIAN DIAGNOSTICS			8	100%	8
NATIONAL MENTOR HEALTHCARE LLC			8	100%	8
ASHRAF MEDICAL GROUP PLLC DBA PULSE M		7	1	13%	8

COVID-19: testing by laboratory

Data through Jan 9, 2021 verified as of Jan 10, 2021 at 09:25 AM

Data in this report are provisional and subject to change.

The numbers in the table below represent the number of Florida and non-Florida residents for whom test results were received by the Department of Health. A person can be tested by more than one laboratory and can have both positive and negative results. **Therefore, the sum of the numbers in each column will be larger than the total number of people tested.**

Reporting lab	Inconclusive	Negative	Positive	Percent positive	Total
CVS PHARMACY NO 274		8			8
Thermopolis Rehabilitation Wellness		7			7
CARENOW URGENT CARE-MADISON		7			7
SARASOTA - ROBERT L TAYLOR COMMUNITY CENTER		1	6	86%	7
NOVALIFE MEDSPA			7	100%	7
TRUE HEALTH DIAGNOSTICS		1	6	86%	7
CHILDREN'S HEALTHCARE OF ATLANTA/EGLESTON		7			7
BROOKDALE PENSACOLA		7			7
ALACHUA			7	100%	7
KEYSTONE PLACE AT NAPLES PRESERVE		4	3	43%	7
CENTRAL FLORIDA PEDIATRIC URGENT CARE LLC		6	1	14%	7
LAB UNKNOWN		6	1	14%	7
PUTNAM COUNTY EMERGENCY RESCUE SERVICE		4	3	43%	7
MISSOURI DEPARTMENT OF HEALTH AND SENIOR SERVICES			7	100%	7
CORNER OAK ESTATE LLC		7			7
ARCHBOLD MEMORIAL HOSPITAL/LAB		3	4	57%	7
HEALTH CARE LABORATORY SERVICES		1	6	86%	7
LEPE'S HOUSE			7	100%	7
MINUTECLINIC DIAGNOSTIC OF TN, PC 374		5	2	29%	7
BREVARD HEALTH ALLIANCE INC, THE		2	5	71%	7
RIVER OAKS TREATMENT CENTER			7	100%	7
ENT AND ALLERGY ASSOCIATES OF FLORIDA LLC		6	1	14%	7
DORAL URGENT CARE			7	100%	7
UNIVERSITY OF WASHINGTON MEDICAL CENTER			7	100%	7
GUARDANT HEALTH		4	3	43%	7
ST CLOUD PHYSICIAN MANAGMENT LLC		7			7
FLORIDA DIGESTIVE AND LIVER SPECIALIST		7			7
WELLIGENT			7	100%	7
BENSONHURST URGENT CARE		7			7
WYOMING COUNTY COMMUNITY HOSPITAL LABORATORY		7			7
MINUTE CLINIC DIAGNOSTIC OF SC, LLC #42		6	1	14%	7
PREMIER URGENT CARE CENTER LLC			7	100%	7
FLORIDA HOSPITAL WINTER PARK		6	1	14%	7
WILDLIGHT LAB			7	100%	7
DOCTORS CLINICAL LABORATORY, INC		5	2	29%	7
MEDLABS DIAGNOSTICS		7			7
FORT PIERCE FAMILY CARE INC		3	4	57%	7
ROSS MEDICAL GROUP			7	100%	7
BAYCARE MEDICAL GROUP		1	6	86%	7
FLORIDA CENTER FOR DERMATOLOGY LABORATORY			7	100%	7
IU HEALTH PATHOLOGY		1	6	86%	7
PENINSULA CARE AND REHABILITATION CENTER			7	100%	7
COMMUNITY MEDICAL AND DENTAL CARE INC		7			7
DOCTOR'S IN-HOUSE LAB/COMMUNITY HEALTH CENTERS OF PINELLAS -PINELLAS P			7	100%	7
MED LABS DIAGNOSTICS		4	3	43%	7
REHAB AND HEALTHCARE CENTER OF CAPE CORAL		7			7
QUE		4	3	43%	7

COVID-19: testing by laboratory

Data through Jan 9, 2021 verified as of Jan 10, 2021 at 09:25 AM

Data in this report are provisional and subject to change.

The numbers in the table below represent the number of Florida and non-Florida residents for whom test results were received by the Department of Health. A person can be tested by more than one laboratory and can have both positive and negative results. **Therefore, the sum of the numbers in each column will be larger than the total number of people tested.**

Reporting lab	Inconclusive	Negative	Positive	Percent positive	Total
BRADENTON PHYSICIANS MEDICAL CENTER			7	100%	7
SOUTH COM HEALTH CLINIC, DEPT. OF THE ARMY		7			7
SCHOOL OF PHARMACY AND PHARMACEUTICAL		7			7
DIAGNOSTIC CLINIC		6	1	14%	7
NASSAU COUNTY JAIL		7			7
MONTEFIORE MEDICAL CENTER LABORATORIES - WEILER		5	2	29%	7
ALLEGRO - TAMPA	1	4	2	29%	7
LUXOR SCIENTIFIC LLC		1	6	86%	7
METROPOLITAN HOSPITAL CENTER		6	1	14%	7
SURGERY CENTER OF CORAL GABLES LLC,THE		6	1	14%	7
Ocoee Health Care Center		7			7
VERMONT DEPARTMENT OF HEALTH		1	6	86%	7
NEW YORK PRESBYTERIAN - LOWER MANHATTAN		7			7
DIXIE COUNTY HEALTH DEPARTMENT		5	2	29%	7
VETERANS AFFAIRS MEDICAL CENTER - OUTPATIENT			7	100%	7
MULBERRY CARE CENTER		4	3	43%	7
AZALEA HEALTH		2	5	71%	7
MERCY HEALTH—MUSKEGON		6	1	14%	7
CLEVELAND TENNESSEE HOSPITAL COMPANY		6	1	14%	7
ECLRS		2	5	71%	7
SEA LEVEL LABS			7	100%	7
ADVENTIST HEALTH SYSTEM FLORIDA DEPT OF HEALTH		3	4	57%	7
GENTRY PARK ORLANDO ASSISTED LIVING		6	1	14%	7
HEALTH NETWORK LABORATORIES		6	1	14%	7
IRL MARKET LAB			7	100%	7
MONTEFIORE NYACK HOSPITAL AFFILIATED LABORATORY		7			7
HEALTHWORKS MED GROUP OF FLORIDA PA		2	5	71%	7
HOLY GARDEN ALF, INC.		7			7
CARLOS PORTU MD, PLLC			7	100%	7
BAPTIST PEDIATRICS		6	1	14%	7
LABCORP TAMPA		5	2	29%	7
NOVANT HEALTH INPATIENT CARE		2	5	71%	7
TRUE HEALTH		5	2	29%	7
ST JUDE LABORATORIES		5	2	29%	7
EXPRESS DOCS LLC			7	100%	7
FLORIDA HOSPITAL KISSIMMEE		4	3	43%	7
RIVERVIEW REGIONAL MEDICAL CENTER		6	1	14%	7
HEARTLAND PEDIATRICS OF LAKE PLACID			7	100%	7
ORANGE PARK PEDIATRICS		4	3	43%	7
URGENT CARE USA LLC		1	6	86%	7
SONORA QUEST LABORATORIES			7	100%	7
Rosewood Healthcare and Rehabilitation Center		5	2	29%	7
CVS HEALTH, #3396		7			7
Consulate Health Care of Brandon		7			7
PEDIATRICS OF CENTRAL FLORIDA		5	2	29%	7
ORANGE PARK PEDIATRIC ASSOCIATES		1	6	86%	7
HOLMES COUNTY HEALTH DEPARTMENT		3	4	57%	7

COVID-19: testing by laboratory

Data through Jan 9, 2021 verified as of Jan 10, 2021 at 09:25 AM

Data in this report are provisional and subject to change.

The numbers in the table below represent the number of Florida and non-Florida residents for whom test results were received by the Department of Health. A person can be tested by more than one laboratory and can have both positive and negative results. **Therefore, the sum of the numbers in each column will be larger than the total number of people tested.**

Reporting lab	Inconclusive	Negative	Positive	Percent positive	Total
DEPARTMENT OF HEALTH- CITRUS COUNTY			7	100%	7
MEDEXPRESS URGENT CARE - FAYETTEVILLE		5	2	29%	7
MEDEXPRESS URGENT CARE, BUTLER		4	3	43%	7
JACKSON CLINIC PA,THE		3	4	57%	7
BAYCARE MEDICAL GROUP INC			7	100%	7
AVON PARK PEDIATRICS			7	100%	7
MEDEXPRESS URGENT CARE CHARLESTON		5	2	29%	7
PBC FOUND CARE INC			7	100%	7
ST CHARLES HOSPITAL LABORATORY		7			7
JUPITER ISLAND PUBLIC SAFETY		5	2	29%	7
CVS PHARMACY #8800		5	2	29%	7
MINUTECLINIC, LLC, DBA MINUTECLINIC #6106		5	2	29%	7
LYNMOORE,THE		7			7
NORTON HEALTHCARE			7	100%	7
BROOKDALE DESTIN		1	6	86%	7
PALM POINT BEHAVIORAL HEALTH		7			7
WATERFORD AT CREEKSIDE, THE			7	100%	7
CENTERPLACE HEALTH			7	100%	7
OCALA FAMILY MEDICAL CENTER		7			7
MEDEXPRESS URGENT CARE - MAPLE DRIVE		7			7
LEE COUNTY HEALTH DEPARTMENT		4	3	43%	7
ETHOS LABORATORIES		6			6
RIVER CITY PRIMARY AND URGENT CARE			6	100%	6
MINUTECLINIC DIAGNOSTIC OF NORTH		6			6
DR PHILLIPS MEDICAL WELLNESS CENTER		6			6
BOCA SIMON LAB		1	5	83%	6
PROHEALTH MED		1	5	83%	6
ST LUKES ROOSEVELT LABORATORY		6			6
CONCORD LIFE SCIENCES LLC		1	5	83%	6
NOT INDICATED		1	5	83%	6
MEDEXPRESS URGENT CARE, JOHNSTOWN		5	1	17%	6
FLORIDA CANCER SPECIALISTS & RESEARCH INSTITUTE		5	1	17%	6
CARENOW URGENT CARE-GREEN HILLS		6			6
SOUTH CAROLINA DEPARTMENT OF HEALTH			6	100%	6
TIMBER CREEK PEDIATRICS		6			6
RICH STREET GROUP HOME			6	100%	6
MEDEXPRESS URGENT CARE - ELM GROVE		5	1	17%	6
THE CLINIC PREMISE HEALTH			6	100%	6
VITAS HEALTH INC			6	100%	6
AARK LABORATORY		6			6
Northwell Lab		2	4	67%	6
ENIGMA DIAGNOSTIC, INC.			6	100%	6
GENETIC TECHNOLOGICAL INNOVATIONS			6	100%	6
Lab MSMC Hialeah			6	100%	6
OPTIONS FOR SENIORS INC DBA PALM KREST MANOR		4	2	33%	6
MEDEXPRESS URGENT CARE-PITTSFIELD		6			6
MIAMI RESCUE MISSION CLINIC INC			6	100%	6

COVID-19: testing by laboratory

Data through Jan 9, 2021 verified as of Jan 10, 2021 at 09:25 AM

Data in this report are provisional and subject to change.

The numbers in the table below represent the number of Florida and non-Florida residents for whom test results were received by the Department of Health. A person can be tested by more than one laboratory and can have both positive and negative results. **Therefore, the sum of the numbers in each column will be larger than the total number of people tested.**

Reporting lab	Inconclusive	Negative	Positive	Percent positive	Total
MEDEXPRESS URGENT CARE - SALEM		3	3	50%	6
MIRIMUS INC		1	5	83%	6
BOCA VIPEDIATRICS			6	100%	6
CURATIVE CARE CENTER INC		1	5	83%	6
MEDEXPRESS URGENT CARE - HOT SPRINGS		6			6
MERCY COLLEGE HEALTH OFFICE		6			6
WHITE-WILSON MEDICAL CENTER		6			6
CAPE CORAL URGENT CARE		3	3	50%	6
UNILAB		2	4	67%	6
NORTHERN DUTCHESS HOSPITAL LABORATORY		5	1	17%	6
RIVERWOOD CENTER,THE			6	100%	6
CARE HERE		1	5	83%	6
ST VINCENT'S CHILTON		4	2	33%	6
LIFE'S SPECIAL MOMENTS INC		6			6
CARESOUTH HHA HOLDINGS OF TALLAHASSEE LLC		6			6
IGENEX INC		6			6
CHILDREN'S HOSPITAL OF PHILADELPHIA		5	1	17%	6
CARENOW URGENT CARE-SOUTHLAKE			6	100%	6
MINUTECLINIC DIAGNOSTIC OF NEW JERSEY, LLC # 7069		6			6
VIBRANT AMERICA		4	2	33%	6
BAYCARE ALLIANT HOSPITAL			6	100%	6
CARESPOT EXPRESS HEALTHCARE			6	100%	6
ROSEMONT GARDENS INC		6			6
CONCENTRA			6	100%	6
AIR, LAND & SEA PHYSICALS & CONSULTATIONS, LLC		6			6
DEBARY HEALTH AND REHABILITATION CENTER		6			6
MAIMONIDES MEDICAL CENTER		4	2	33%	6
FIRST COAST CARDIOVASCULAR INSTITUTE PA			6	100%	6
UT MEMPHIS UNIVERSITY HEALTH SERVICES			6	100%	6
MIAMI BEACH COMMUNITY HEALTH CENTER INC			6	100%	6
CLEARWATER PEDIATRIC CARE		1	5	83%	6
PATHGROUP LABS, LLC		4	2	33%	6
OSWEGO HOSPITAL LABORATORY		6			6
MINUTECLINIC, LLC #4230		5	1	17%	6
OPTUM SILVER LAKES			6	100%	6
TEXAS MEDCLINIC			6	100%	6
ABBEY MANOR RETIREMENT RESIDENCE INC		6			6
ST VINCENT'S ST CLAIR		3	3	50%	6
CVS MINUTE CLINIC DIAGNOSTIC OF TEXAS, LLC		6			6
VALDOSTA FAMILY MEDICINE			6	100%	6
PALMS, THE		6			6
PR HEALTH		1	5	83%	6
FLORIDA HOSPITAL APOPKA		5	1	17%	6
LUMADOC HEALTH		4	2	33%	6
MEDEXPRESS URGENT CARE - BEECH GROVE		5	1	17%	6
BAYCARE HEALTH SYSTEMS, LLC			6	100%	6
INTERNAL MEDICINE LIPID AND WELNNESS PRACTICE			6	100%	6

COVID-19: testing by laboratory

Data through Jan 9, 2021 verified as of Jan 10, 2021 at 09:25 AM

Data in this report are provisional and subject to change.

The numbers in the table below represent the number of Florida and non-Florida residents for whom test results were received by the Department of Health. A person can be tested by more than one laboratory and can have both positive and negative results. **Therefore, the sum of the numbers in each column will be larger than the total number of people tested.**

Reporting lab	Inconclusive	Negative	Positive	Percent positive	Total
DOH JACKSONVILLE CENTRAL LABORATORY		3	3	50%	6
PALMETTO HEALTH ALLIANCE		3	3	50%	6
BETH ISRAEL DEACONESS MEDICAL CENTER			6	100%	6
CAPRONA GROUP HOME			6	100%	6
ST PETERSBURG PEDIATRICS-SEMINOLE		6			6
FLORIDA MEDICAL SPECIALISTS		2	4	67%	6
MEDEXPRESS URGENT CARE- MARYLAND		6			6
LAKE COUNTY SCHOOLS EMPLOYEE HEALTH CENTER		3	3	50%	6
LANE PEDIATRICS PA			6	100%	6
GLEN FALLS HOSPITAL DEPARTMENT OF PATHOLOGY		6			6
JERSEY SHORE MEDICAL CENTER		6			6
THE VILLAGES REGIONAL HOSPITAL FREESTANDING		3	3	50%	6
XPRESS URGENT CARE LLC		6			6
MEDEXPRESS ELKINS		6			6
FREEDOM SQUARE NURSING CENTER□			6	100%	6
MEDEXPRESS URGENT CARE - STAUNTON		2	4	67%	6
PENN MEDICINE PRINCETON MEDICAL CENTER		6			6
CVS MINUTE CLINIC DIAGNOSTIC OF TEXAS,LLC		4	2	33%	6
AFC URGENT CARE - CEDAR GROVE		6			6
LAKE HOWARD HEIGHTS	1	5			6
LAWTON CHILES HEALTH CENTER		1	5	83%	6
BROOKDALE COLONIAL PARK		5	1	17%	6
FAMILY MEDICINE OF WESTON LLC			6	100%	6
NORTH BEACH REHABILITATION CENTER		5	1	17%	6
WATAUGA MEDICAL CENTER		4	2	33%	6
MINUTECLINIC, LLC #05038		6			6
MEDICANA NURSING AND REHAB CENTER			6	100%	6
AMERICAN HEALTH ASSOCIATES INC		1	5	83%	6
AMERICAN HOUSE FORT MYERS		6			6
ATLAN		5	1	17%	6
ADVENT HEALTH APOPKA		2	4	67%	6
YORKVILLE PEDIATRIC URGENT CARE		6			6
URGENT TEAM - MUSCLE SHOALS		6			6
PRIMECARE AT PORT ORANGE			6	100%	6
ISLAND COAST PEDIATRICS IN-HOUSE LAB		6			6
ADVENTHEALTH MEDICAL GROUP PEDIATRICS AT		2	4	67%	6
SAINT PETER'S UNIVERSITY HOSPITAL		6			6
CAREWELL 301 - WARWICK			6	100%	6
PUBLIC HEALTH LAB		6			6
MC DIAGNOSTIC OF CONNECTICUT, PC #1960		6			6
WELL-BEING MEDICAL CENTER PLLC		5	1	17%	6
CAPITAL HEALTH PLAN LABORATORIES			6	100%	6
Manor Care of Dunedin		6			6
FLORIDA WOMAN CARE LABORATORY			6	100%	6
MEDEXPRESS URGENT CARE - MIDLOTHIAN		6			6
GRACE REHABILITATION CENTER OF VERO BEACH		4	2	33%	6
RAINBOW PEDIATRIC CENTER PA		4	2	33%	6

COVID-19: testing by laboratory

Data through Jan 9, 2021 verified as of Jan 10, 2021 at 09:25 AM

Data in this report are provisional and subject to change.

The numbers in the table below represent the number of Florida and non-Florida residents for whom test results were received by the Department of Health. A person can be tested by more than one laboratory and can have both positive and negative results. **Therefore, the sum of the numbers in each column will be larger than the total number of people tested.**

Reporting lab	Inconclusive	Negative	Positive	Percent positive	Total
ARLINGTON OF NAPLES		6			6
MINUTECLINIC DIAGNOSTIC OF NORTH CAROLINA, PC		5	1	17%	6
TAMIAMI LAB MILLENIUM			6	100%	6
THOMAS JEFFERSON UNIVERSITY HOSPITAL		4	2	33%	6
COLLIER BLVD HMA PHYSICIAN MANAGEMENT,, LLC			6	100%	6
DALLAS COUNTY HEALTH AND HUMAN SERVICES			6	100%	6
CVS MINUTE CLINIC			6	100%	6
SHERMAN-ABRAMS LABORATORY INC		6			6
BROWARD COUNTY HEALTH DEPT.			6	100%	6
MEDICAL CENTER AT OCEAN REEF		1	5	83%	6
MOUNT SINAI BROOKLYN LABORATORY		4	1	20%	5
WESTMINSTER SHORES			5	100%	5
MEDICAL CENTER OF BLOUNTSTOWN			5	100%	5
Life Care Center of Estero			5	100%	5
TANNER MEDICAL CENTER EAST AL		5			5
TAMPA BAY CONCIERGE DOCTOR, LLC		5			5
APOLLO GARDENS RETIREMENT RESIDENCE CARE		5			5
WATERTOWN URGENT CARE PLLC		5			5
MINUTECLINIC, LLC #244		4	1	20%	5
MCR HEALTH LAWTON CHILES ADMINISTRATION STE A		1	4	80%	5
AMERICAN MEDICAL RESPONSE - DENVER		2	3	60%	5
DR. PHILLIPS MEDICAL WELLNESS CENTER		3	2	40%	5
CERON PEDIATRICS & INTEGRATIVE MEDICIN		5			5
NORTH FLORIDA EVALUATION AND TREATMENT CENTER		3	2	40%	5
URGENT CARE OF LONGWOOD			5	100%	5
BROWNE MEDICAL		5			5
SOUTHEASTERN PEDIATRIC ASSOCIATES			5	100%	5
CVS MINUTE CLINIC DIAGNOSTIC OF NEW JERSEY		5			5
MEDEXPRESS URGENT CARE MURRYSVILLE		3	2	40%	5
LAKE COUNTY DETENTION CENTER		3	2	40%	5
MEDEXPRESS URGENT CARE - RICHMOND, NINE MILE RD		5			5
PEDIATRICS OF CENTRAL FLORIDA – POINCIANA		3	2	40%	5
HAWTHORNE INN OF LAKELAND		5			5
MINUTECLINIC DIAGNOSTIC OF TEXAS		5			5
TULLAHOMA HMA, LLC		4	1	20%	5
MOBILE RESPONSE DIAGNOSTICS LLC		5			5
PALM BEACH COUNTY HEALTH DEPARTMENT LABORATORY			5	100%	5
CORAL LANDING ASSISTED LIVING		5			5
CARL R DARNALL ARMY MEDICAL CENTER			5	100%	5
BOCA BIOLISTICS LLC			5	100%	5
MINUTECLINIC DIAGNOSTIC OF TN PC #6415		5			5
PERDIDO URGENT CARE			5	100%	5
INDIAN RIVER PRIMARY CARE PA		5			5
DICKSON MEDICAL ASSOCIATES PC PATH LAB		4	1	20%	5
MINUTE-CLINIC DIAGNOSTIC OF VIRGINIA, LLC #2003		4	1	20%	5
UNIVERSITY OF CHICAGO MEDICAL CENTER LAB			5	100%	5
PARRISH HEALTH CENTER		5			5

COVID-19: testing by laboratory

Data through Jan 9, 2021 verified as of Jan 10, 2021 at 09:25 AM

Data in this report are provisional and subject to change.

The numbers in the table below represent the number of Florida and non-Florida residents for whom test results were received by the Department of Health. A person can be tested by more than one laboratory and can have both positive and negative results. **Therefore, the sum of the numbers in each column will be larger than the total number of people tested.**

Reporting lab	Inconclusive	Negative	Positive	Percent positive	Total
ATLANTIC COMMUNITY HIGH SCHOOL		4	1	20%	5
Kennedy University Hospital		5			5
FLORIDA HOSPITAL LAKE MARY		5			5
CYPRESS CREEK MEDICAL CENTER			5	100%	5
NORTH SHORE HEMATOLOGY-ONCOLOGY ASSOCIATES, PC		5			5
PULSE & REMEDY LLC			5	100%	5
URGENT MEDICAL CENTER INC		2	3	60%	5
FHMG_FM AND IM AVALON PARK		1	4	80%	5
ST JOHNS BIOMEDICAL LAB		5			5
MINUTECLINIC DIAGNOSTIC OF PENNSYLVANIA, LLD #1545		5			5
OMNICARE PHARMACY OFTEXAS 1, LP DBA OMNICARE		5			5
Signature Healthcare of Ormond		5			5
SENIOR LIVING IV SUN CITY LLC		5			5
KENILWORTH CARE & REHABILITATION CENTER			5	100%	5
LABCORP UNSPECIFIED		5			5
CLEVELAND CLINIC MARTIN HEALTH NURSING & RESTORATIVE		5			5
UCF STUDENT HEALTH SERVICES LABORATORY		2	3	60%	5
MEDEXPRESS URGENT CARE - STATE COLLEGE		4	1	20%	5
INSPIRED LIVING AT PALM BAY		5			5
NELSON BIOLOGICAL			5	100%	5
MEDEXPRESS URGENT CARE PORT HURON		4	1	20%	5
BROOKDALE CLERMONT			5	100%	5
COPELAND MEDICAL CLINIC		3	2	40%	5
Grand Villa of Deerfield Beach		3	2	40%	5
RUSH UNIVERSITY MEDICAL CENTER LABORATORY			5	100%	5
FLORIDA MEDICAL CL ODOM TPA		2	3	60%	5
CHAMPLAIN VALLEY PHYSICIANS HOSPITAL		3	2	40%	5
MC DIAGNOSTIC OF CONNECTICUT, PC #775		4	1	20%	5
ORMOND MEDICAL ARTS		3	2	40%	5
AEL KNOXVILLE			5	100%	5
LONG ISLAND JEWISH FOREST HILLS HOSPITAL		5			5
MEDEXPRESS URGENT CARE-PETERS TWP		5			5
XRL SXF REF LAB		5			5
UT SOUTHWESTERN MEDICAL CENTER			5	100%	5
EL PARAISO HOME INC		5			5
HAVEN HOSPICE			5	100%	5
FRANCES WARDE MEDICAL LABORATORY		2	3	60%	5
HUNTERS CREEK PEDIATRICS		5			5
ILLINOIS DEPARTMENT OF PUBLIC HEALTH			5	100%	5
INDIANA STATE DEPARTMENT OF HEALTH		1	4	80%	5
Florida Clinical Laboratory		1	4	80%	5
COOPER HOSPITAL/UNIVERSITY MEDICAL		5			5
NORTH FLORIDA PEDIATRICS JASPER			5	100%	5
BAPTIST HEALTH - TOWN CENTER			5	100%	5
MINUTECLINIC DIAGNOSTIC OF NEW JERSEY,		5			5
LAKE NONA PEDIATRICS IN ASSOCIATION WITH NEMOURS		5			5
UNIVERSITY OF MIAMI MILLER SCHOOL OF MEDICINE			5	100%	5

COVID-19: testing by laboratory

Data through Jan 9, 2021 verified as of Jan 10, 2021 at 09:25 AM

Data in this report are provisional and subject to change.

The numbers in the table below represent the number of Florida and non-Florida residents for whom test results were received by the Department of Health. A person can be tested by more than one laboratory and can have both positive and negative results. **Therefore, the sum of the numbers in each column will be larger than the total number of people tested.**

Reporting lab	Inconclusive	Negative	Positive	Percent positive	Total
HENDRY REGIONAL CONVENIENT CARE CENTER			5	100%	5
NORTHPORT MEDICAL CENTER LAB		5			5
HILLSBOROUGH COUNTY HEALTH DEPARTMENT			5	100%	5
PEDIATRICS URGENT CARE, LLC			5	100%	5
WEST PACIFIC MEDICAL LABORATORY			5	100%	5
CAREHERE LCS- EUSTIS			5	100%	5
MINUTECLINIC DIAGNOSTIC OF TN, PC 4992		5			5
MEDEXPRESS URGENT CARE-MUNCIE		5			5
QUINTON MEMORIAL HEALTH CARE CENTER		5			5
ST JOSEPH WOMENS HOSPITAL			5	100%	5
EASTCHESTER PEDIATRIC MEDICAL GROUP		5			5
ELITE MD GROUP INC		1	4	80%	5
MACCLENNY NURSING AND REHAB			5	100%	5
ELLIS HOSPITAL LABORATORY		5			5
ORCHID COVE		2	3	60%	5
GRAND VILLA OF ENGLEWOOD		1	4	80%	5
VIGILINT HEALTHCARE		3	2	40%	5
COMMUNITY HEALTH OF SOUTH FLORIDA			5	100%	5
NOVANT HEALTH UVA		2	3	60%	5
BEACH HOUSE		5			5
VAIL VALLEY MEDICAL CENTER			5	100%	5
MC DIAGNOSTIC OF CONNECTICUT PC #459		5			5
FAMILY CARE MEDICAL CENTER			5	100%	5
FINLAY		1	4	80%	5
MEDEXPRESS URGENT CARE - WILLIAMSPORT		4	1	20%	5
GUTHRIE MEDICAL GROUP LABORATORIES		5			5
LEE MEMORIAL HEALTH SYSTEM		2	3	60%	5
MINUTECLINIC DIAGNOSTIC OF TN PC #320		5			5
SUTTER TRACY COMMUNITY HOSPITAL			5	100%	5
VIERA PEDIATRICS		1	4	80%	5
CARE 4 U MANAGEMENT, INC			5	100%	5
MEDEXPRESS URGENT CARE-DUBOIS		5			5
THE PLAZA AT PARKSQUARE		5			5
PRECISION LABS LLC		2	3	60%	5
MINUTECLINIC DIAGNOSTIC MEDICAL GROUP		5			5
OPTIMAL CARE PEDIATRICS			5	100%	5
DEPARTMENT OF HEALTH AND HUMAN SERVICES LANSING			5	100%	5
THE PALMS REHABILITATION AND HEALTHCARE CENTER		5			5
UPMC HEALTH SYSTEM		4	1	20%	5
JUPITER ISLAND MEDICAL CLINIC INC		5			5
WOODHULL MEDICAL AND MENTAL HEALTH CTR		5			5
MEDEXPRESS URGENT CARE - SWANSEA, N ILLINOIS ST		4	1	20%	5
MINUTECLINIC DIAGNOSTIC OF PA, LLC (1036)		4	1	20%	5
INTERNAL MEDICINE & PRIMARY CARE ASSOCIATES, PLC			5	100%	5
PEDIATRIC URGENT HEALTH CARE			5	100%	5
CITIZENS BAPTIST MEDICAL CENTERS LAB		4	1	20%	5
STATMED OCALA			5	100%	5

COVID-19: testing by laboratory

Data through Jan 9, 2021 verified as of Jan 10, 2021 at 09:25 AM

Data in this report are provisional and subject to change.

The numbers in the table below represent the number of Florida and non-Florida residents for whom test results were received by the Department of Health. A person can be tested by more than one laboratory and can have both positive and negative results. **Therefore, the sum of the numbers in each column will be larger than the total number of people tested.**

Reporting lab	Inconclusive	Negative	Positive	Percent positive	Total
FLORIDA DEPARTMENT OF HEALTH - INVERNESS		3	2	40%	5
LONGWOOD PEDIATRICS LLC			5	100%	5
OKEECHOBEE URGENT CARE			5	100%	5
UF HEALTH			5	100%	5
ATMORE NURSING CENTER		4	1	20%	5
CRESTWOOD MEDICAL CENTER		4	1	20%	5
NEW HAMPSHIRE DEPARTMENT OF HEALTH AND HUMAN SERVICES		3	2	40%	5
MANATEE COUNTY JAIL		4	1	20%	5
MEDEXPRESS URGENT CARE - HUNTINGTON WE		5			5
AMERICAN EAGLE LEESBURG AL LLC DBA VISTA LAKE			5	100%	5
MINUTE CLINIC		1	4	80%	5
PANIRA HEALTHCARE CLINIC			5	100%	5
EGL GENETICS DIAGNOSTICS			5	100%	5
DOCS URGENT CARE		1	4	80%	5
MINUTECLINIC DIAGNOSTIC OF TN PC #386		5			5
BAYSHORE LABORATORY		4	1	20%	5
JOE DIMAGGIO CHILDREN'S HOSPITAL		1	4	80%	5
GULF COAST VETERANS HCS PANAMA CITY OPC		5			5
JOHN T MATHER MEMORIAL HOSPITAL LABORATORY		5			5
MEDEXPRESS URGENT CARE - BATTLE CREEK		3	2	40%	5
Westchester General Hospital			5	100%	5
PEDIATRICS OF ALTAMONTE		5			5
PRECISION DIAGNOSTICS INC - NJ		5			5
REHABILITATION CENTER AT JUPITER GARDENS		5			5
ST CLOUD COMPOUNDING PHARMACY & WELLNESS CENTER		5			5
GREENVILLE MEMORIAL HOSPITAL LAB			5	100%	5
MAXHEALTH		4	1	20%	5
CONCENTRA URGENT CARE		1	4	80%	5
MINUTECLINIC MINUTECLINIC #4977		3	2	40%	5
WAKEMED		1	4	80%	5
JOSEF SCHENKER MD PC DBA CENTERS URGENT		4	1	20%	5
THE UNIVERSITY OF VERMONT MEDICAL CENTER		4	1	20%	5
Grand Villa of Clearwater		4	1	20%	5
ASCENSION ST VINCENT'S CLAY COUNTY			5	100%	5
COMMONS AT ORLANDO LUTHERAN TOWERS SNF			5	100%	5
WINDSOR OF GAINESVILLE		5			5
MIAMI COMPREHENSIVE MEDICINE GROUP PA		4	1	20%	5
Army Residence Community		5			5
SOUTHERN OCEAN MEDICAL CENTER		5			5
OPTUMCARE FLORIDA, LLC		3	2	40%	5
CENTREX CLINICAL LABS INC		5			5
BETHESDA COMMUNITY HEALTH CENTER			5	100%	5
MIAMI CANCER INSTITUTE			5	100%	5
MANATEE PEDIATRICS			5	100%	5
DAVITA DIALYSIS		4	1	20%	5
NORTH FLORIDA RETIREMENT VILLAGE		5			5
WEEMS MEMORIAL HOSPITAL		3	2	40%	5

COVID-19: testing by laboratory

Data through Jan 9, 2021 verified as of Jan 10, 2021 at 09:25 AM

Data in this report are provisional and subject to change.

The numbers in the table below represent the number of Florida and non-Florida residents for whom test results were received by the Department of Health. A person can be tested by more than one laboratory and can have both positive and negative results. **Therefore, the sum of the numbers in each column will be larger than the total number of people tested.**

Reporting lab	Inconclusive	Negative	Positive	Percent positive	Total
INTERMARKET FACILITY			4	100%	4
WATSON THERAPEUTICS		1	3	75%	4
CAPTAIN JAMES A. LOVELL FEDERAL HEALTHCARE CENTER			4	100%	4
RHODE ISLAND DEPARTMENT OF HEALTH			4	100%	4
Heartland of Boynton Beach			4	100%	4
LEMOYNE COLLEGE WELLNESS CENTER FOR		4			4
ALAN SERURE MD		4			4
OKLAHOMA STATE DEPARTMENT OF HEALTH-PUBLIC HEALTH LABORATORY			4	100%	4
EXPRESS TESTING-ONE			4	100%	4
MINUTE CLINIC DIAGNOSTIC OF MICHIGAN PC		4			4
LIFE CARE HOME HEALTH SERVICES LLC		1	3	75%	4
EAST BANK HOSPITAL - UNIVERSITY OF MINNESOTA MEDICAL CENTER			4	100%	4
MINUTECLINIC DIAGNOSTIC OF GEORGIA, LL		4			4
COMPUNET CLINICAL LAB			4	100%	4
COURTYARD GARDENS OF BOYNTON BEACH, LLC		1	3	75%	4
MEDEXPRESS URGENT CARE - MBURG COMMONS		4			4
OPTUM PRIMARY CARE - FOUNTAIN OAKS			4	100%	4
AHC Decatur County		4			4
DEPARTMENT OF HEALTH AND HUMAN SERVICES STATE OF NEW HAMPSHIRE			4	100%	4
SIGNATURE CARE MONTROSE		2	2	50%	4
DYNAMIC HEALTH CENTERS INC		2	2	50%	4
PARKSIDE HEALTH AND REHABILITATION CENTER			4	100%	4
PALM BEACH CANCER INSTITUTE			4	100%	4
MAILBOX DIAGNOSTICS		2	2	50%	4
MEDEXPRESS URGENT CARE - MARKHAM STREE		3	1	25%	4
MINUTECLINIC DIAGNOSTIC OF OKLAHOMA		3	1	25%	4
BIOTEST PLASMA CENTER		4			4
MC DIAGNOSTIC OF CONNECTICUT, PC # 257		3	1	25%	4
Sunrise Health and Rehabilitation Center			4	100%	4
CARE ONE PRIMARY CARE			4	100%	4
BAY COUNTY HEALTH DEPARTMENT		4			4
HELIX KH UC			4	100%	4
CHILDREN'S MEDICAL GROUP		4			4
VITAS HEALTHCARE			4	100%	4
ORLANDO FAMILY PHYSICIANS			4	100%	4
COMPASSION PEDIATRICS			4	100%	4
MIAMI COMMUNITY HEALTH CENTER INC		1	3	75%	4
KETTERING HEALTH			4	100%	4
MEDEXPRESS URGENT CARE - TEAYS VALLEY		3	1	25%	4
MIZELL MEMORIAL HOSPITAL			4	100%	4
ADVENTHEALTH MEDICAL GROUP MULTISPECIALTY			4	100%	4
CLAY PRIMARY & FAMILY CARE LLC			4	100%	4
WESLEY CHAPEL INTERNAL MEDICINE AND PEDIATRICS			4	100%	4
ADVENT HEALTH - TUSKAWILLA		4			4
CARENOW URGENT CARE - WINTER SPRINGS		3	1	25%	4
WHITE WILSON MEDICAL CENTER NEPHROLOGY			4	100%	4
CVA MINUTE CLINIC DIAGNOSTIC OF VIRGINIA, LLC		4			4

COVID-19: testing by laboratory

Data through Jan 9, 2021 verified as of Jan 10, 2021 at 09:25 AM

Data in this report are provisional and subject to change.

The numbers in the table below represent the number of Florida and non-Florida residents for whom test results were received by the Department of Health. A person can be tested by more than one laboratory and can have both positive and negative results. **Therefore, the sum of the numbers in each column will be larger than the total number of people tested.**

Reporting lab	Inconclusive	Negative	Positive	Percent positive	Total
SUNSHINE PEDIATRICS OF CENTRAL FLORIDA PL		2	2	50%	4
DIAGNOSTECHS		4			4
ADVENTHEALTH NEW SMYRNA BEACH COMMUNITY HEALTH			4	100%	4
PRIMARY CARE WALK IN CLINIC PLLC			4	100%	4
COMPREHENSIVE CLINICAL RESEARCH, LLC			4	100%	4
SunTerrace Health Care Center		3	1	25%	4
WILLIAM A HINTON STATE LABORATORY INSTITUTE		1	3	75%	4
PM PEDIATRICS OF SELDEN		3	1	25%	4
BIRMINGHAM VAMC		1	3	75%	4
BLOOMINGDALE PEDIATRIC ASSOCIATES PA			4	100%	4
CDRX INFUSION			4	100%	4
DOCTORS EXPRESS OF ST PETERSBURG			4	100%	4
MINUTECLINIC, LLC #1586		3	1	25%	4
PALM HARBOR DERMATOLOGY		4			4
NORTHDAL REHABILITATION CENTER			4	100%	4
MINUTECLINIC DIAGNOSTICS OF IND, LLC		4			4
UW MEDICINE VIROLOGY LAB			4	100%	4
ADVENTHEALTH CAR CENTER APOPKA			4	100%	4
KEY TRAINING CENTER			4	100%	4
Park Ridge Nursing Center		3	1	25%	4
GENEVA GENERAL HOSPITAL LABORATORY		3	1	25%	4
CARENOW URGENT CARE-DONELSON		3	1	25%	4
IMIC INC RESEARCH			4	100%	4
SOUTHERN LABORATORY SERVICES OF NWF		4			4
MD ANDERSON			4	100%	4
GENUS DIAGNOSTICS			4	100%	4
FHPG_EXP CARE W HILLSBOROUGH			4	100%	4
NORTHEAST ALABAMA REGIONAL MEDICAL CENTER		2	2	50%	4
WALGREENS #07034		4			4
GUTHRIE MEDICAL GROUP - CORNING		3	1	25%	4
Health Care Center of Jacksonville			4	100%	4
FRUITVILLE URGENT CARE			4	100%	4
MEDEXPRESS URGENT CARE - SOUTH PARKERSBURG		4			4
REDMED OF CROSSTOWN		1	3	75%	4
JOHNS HOPKINS ALL CHILDRENS			4	100%	4
MAGNOLIA PEDIATRICS GROUP LLC			4	100%	4
TENDER CARE ALF		4			4
CAN COMMUNITY HEALTH		4			4
HEALTHY MINORS PEDIATRIC URGENT CARE		4			4
THE LODGE AND REHABILITATION CENTER		3	1	25%	4
COLUMBIA MEMORIAL HOSPITAL LABORATORY		4			4
LABS PLUS LLC		4			4
THE DOCTORS CENTER HEALTHCARE-SOUTHSIDE		1	3	75%	4
MEDEXPRESS URGENT CARE MORGANTOWN		4			4
NEWPATH DIAGNOSTICS		4			4
FLORIDA DEPARTMENT OF HEALTH WASHINGTON COUNTY		2	2	50%	4
MEDEXPRESS URGENT CARE - BECKLEY CROSS		3	1	25%	4

COVID-19: testing by laboratory

Data through Jan 9, 2021 verified as of Jan 10, 2021 at 09:25 AM

Data in this report are provisional and subject to change.

The numbers in the table below represent the number of Florida and non-Florida residents for whom test results were received by the Department of Health. A person can be tested by more than one laboratory and can have both positive and negative results. **Therefore, the sum of the numbers in each column will be larger than the total number of people tested.**

Reporting lab	Inconclusive	Negative	Positive	Percent positive	Total
MEDEXPRESS URGENT CARE - CULPEPER		4			4
CARENOW URGENT CARE-HERMITAGE			4	100%	4
FLORIDA CANCER SPECIALISTS AND RESEARCH		2	2	50%	4
VITAS HEALTHCARE CORPORATION OF FL			4	100%	4
NEULIFE NEUROLOGICAL SERVICES LLC			4	100%	4
CENTERPLACE HEALTH, INC			4	100%	4
DYNACARE LABORATORIES			4	100%	4
FLORIDA MEDICAL CLINIC IM MLK		4			4
OMNICARE PHARMACY OF TEXAS 1		4			4
MEDEXPRESS URGENT CARE - FORT WORTH S		3	1	25%	4
UTAH DEPARTMENT OF HEALTH			4	100%	4
A AND R RESEARCH GROUP LLC		2	2	50%	4
Millennium Nursing & Rehab Center		4			4
SONIC REFERENCE LABORATORY			4	100%	4
OVIEDO CHILDRENS HEALTH CENTER LLC		1	3	75%	4
BAYLOR ESOTERIC AND MOLECULAR LAB			4	100%	4
CAPE COD HOSPITAL			4	100%	4
SIMEDHEALTH LLC		2	2	50%	4
FLORIDA HEALTH CARE PLANS STIRLING CENTER			4	100%	4
MEDEXPRESS URGENT CARE-NESHANNOCK TWP		3	1	25%	4
MEDEXPRESS URGENT CARE, FAIRMONT		4			4
MARION AND BERNARD L SAMSON NURSING CENTER			4	100%	4
MEDEXPRESS URGENT CARE - WEIRTON		4			4
Westminster Manor		3	1	25%	4
VITAL CARE URGENT CARE			4	100%	4
WYOMING PUBLIC HEALTH LAB			4	100%	4
MEDEXPRESS URGENT CARE - LOGAN		4			4
ENCOMPASS HOME HEALTH		4			4
OKLAHOMA STATE UNIVERSITY DIAGNOSTIC LAB			4	100%	4
ERIC C MRSHAL, MD, PC #1842		3	1	25%	4
URGENT CARE OF ERWIN		4			4
LAKE FOREST PARK OP CO LLC		4			4
CRESTAR LABS		2	2	50%	4
MEDEXPRESS URGENT CARE - IRVING		4			4
TRUE HEALTH- HOFFNER		3	1	25%	4
MEDEXPRESS URGENT CARE - TARENTUM		4			4
URGENT TEAM - HUNTSVILLE		3	1	25%	4
SHEEPSHEAD BAY URGENT CARE		4			4
SANFORD SOUTH UNIVERSITY		4			4
PHYSICIANS IMMEDIATE CARE AURORA			4	100%	4
CELAL GUROL ERBAY, MD			4	100%	4
BELLIN HEALTH LAB		1	3	75%	4
MD NOW MEDICAL CENTER INC			4	100%	4
MEDEXPRESS URGENT CARE - BLUEFIELD		3	1	25%	4
KANSAS DEPARTMENT OF HEALTH		2	2	50%	4
MEMORIAL HEALTHCARE SYSTEM		1	3	75%	4
ABSOLUTE HEALTH		4			4

COVID-19: testing by laboratory

Data through Jan 9, 2021 verified as of Jan 10, 2021 at 09:25 AM

Data in this report are provisional and subject to change.

The numbers in the table below represent the number of Florida and non-Florida residents for whom test results were received by the Department of Health. A person can be tested by more than one laboratory and can have both positive and negative results. **Therefore, the sum of the numbers in each column will be larger than the total number of people tested.**

Reporting lab	Inconclusive	Negative	Positive	Percent positive	Total
YAZJI PEDIATRIC CARE LLC DBA TUKA PEDIATRICS			4	100%	4
FLORIDA CLINICAL LABORATORY - BIOREFERENCE LABORATORIES		2	2	50%	4
ST JOSEPH'S HOSPITAL LABORATORY			4	100%	4
MEDEXPRESS URGENT CARE - GLENDALE		4			4
CLINICAL LABORATORIES OF THE BUFFALO		3	1	25%	4
MEDICINE SHOPPE #1306 THE		3	1	25%	4
SOUTHEASTERN REGIONAL MEDICAL CENTER			4	100%	4
ACCENT PHYSICIAN SPECIALISTS PA		4			4
KENDALL REGIONAL MEDICAL CNTR			4	100%	4
URGENT CARE COASTAL GA			4	100%	4
West Gate Village, LLC		4			4
PARTNERS PHARMACY OF FLORIDA LLC		4			4
ELITE MEDICAL CENTER			4	100%	4
MINUTECLINIC DIAGNOSTIC OF RHODE ISLAND		2	2	50%	4
ORLANDO FAMILY MEDICAL INC		4			4
SUPERIOR RESIDENCES AT CALA HILLS		4			4
FIFTH AVENUE PEDIATRICS		3	1	25%	4
PUTNAM HOSPITAL CENTER LABORATORY		4			4
MEDEXPRESS URGENT CARE PLEASANT HILLS		3	1	25%	4
MINUTECLINIC DIAGNOSTIC OF VIRGINIA, LLC #1656		4			4
CITYMD		1	3	75%	4
Bardmoor Oaks Healthcare and Rehabilitation Center		3	1	25%	4
MINUTE CLINIC DIAGNOSTIC OF NORTH CAROLINA		4			4
VRL LABORATORIES			4	100%	4
INFECTION CONTROL/ EMPHEALTH		3	1	25%	4
MINUTECLINIC, LLC #03965		4			4
BENEVA LAKES HEALTHCARE & REHAB CENTER			4	100%	4
CALUSA HARBOUR			4	100%	4
CAPITAL HEALTH LABORATORY INC			4	100%	4
PANCARE HEALTH YOUNGSTOWN			4	100%	4
LAUREL POINT CARE ACQUISITION LLC DBA SANDGATE GARDENS REHAB AND NURSI			4	100%	4
CRESTVIEW IMMEDIATE CARE LL			4	100%	4
NOMI HEALTH LAB SERVICES LLC			4	100%	4
RELIANT ACUTE CARE			4	100%	4
MINUTECLINIC DIAGNOSTIC OF SC, LLC #2		4			4
DOTHAN PEDIATRIC CLINIC			4	100%	4
Walker BaptistMedCtr		3	1	25%	4
MC DIAGNOSTIC OF CONNECTICUT , PC # 3		2	2	50%	4
MEDEXPRESS URGENT CARE HUNTINGTON		4			4
MINUTECLINIC, LLC, #4160		2	2	50%	4
RIO PINAR HEALTH CARE			4	100%	4
Conway Lakes Health and Rehabilitation Center		4			4
PENSACOLA PEDIATRICS MILTON			4	100%	4
ALVARO J DANGOND MD PA		4			4
SOUTH FLORIDA FAMILY HEALTH & RESEARCH CTR			4	100%	4
MEDEXPRESS URGENT CARE - CLARKSBURG		4			4
CVS MINUTE CLINIC DIAGNOSTIC PA #3060		3	1	25%	4

COVID-19: testing by laboratory

Data through Jan 9, 2021 verified as of Jan 10, 2021 at 09:25 AM

Data in this report are provisional and subject to change.

The numbers in the table below represent the number of Florida and non-Florida residents for whom test results were received by the Department of Health. A person can be tested by more than one laboratory and can have both positive and negative results. **Therefore, the sum of the numbers in each column will be larger than the total number of people tested.**

Reporting lab	Inconclusive	Negative	Positive	Percent positive	Total
MINUTE CLINIC, LLC #1434		4			4
MINUTECLINIC DIAGNOSTIC OF ILLINOIS		3	1	25%	4
FLORIDA HEALTHCARE OF ORLANDO			4	100%	4
LAKE CO SCHOOLS EMPLOYEE HEALTH & WELLNESS CENTER		3	1	25%	4
TRIDENT BIOMETRICS		3	1	25%	4
GNT ASSOCIATES		3	1	25%	4
UNION CITY MANOR NURSING CENTER		4			4
UNIVERSITY OF WASHINGTON MEDICAL CENTER (UWMC) EMERGENCY DEPT.			4	100%	4
DTR LABS		3	1	25%	4
OCHSNER MEDICAL CENTER			4	100%	4
ARKANSAS DEPARTMENT OF HEALTH			4	100%	4
FHCP - ORMOND BEACH			4	100%	4
THONOTOSASSA COMMUNITY HEALTH CENTER		1	3	75%	4
MIGUEL E TREVINO MD PA		2	2	50%	4
FLORIDA HOSPITAL ALTAMONTE		2	2	50%	4
FLORENCE - HUNTSVILLE HOSPITAL URGENT CARE		3	1	25%	4
MEDEXPRESS URGENT CARE - FREDERICK		4			4
MAIN STREET MEDICAL CENTER OF CRESTVIEW PA		1	3	75%	4
MINUTE CLINIC DIAGNOSTIC OF PENNSYLVANIA		4			4
MEDEXPRESS - NEWARK		4			4
PRL NYC PANDEMIC RESPONSE LAB			4	100%	4
KEYSTONE REHABILITATION AND HEALTH CENTER			4	100%	4
MEDEXPRESS URGENT CARE - MOUNTAIN HOME		3	1	25%	4
HEALTH AND WELLNESS CENTER			4	100%	4
UHEALTH UNIVERSITY OF MIAMI			4	100%	4
CELERION			4	100%	4
MINUTE CLINIC OF KANSAS PA		1	3	75%	4
MARSHALL MEDICAL CENTER SOUTH LAB		3	1	25%	4
MEMORIAL HEALTH CARE SYSTEMS			4	100%	4
GENEXPERT			4	100%	4
FLAGLER HEALTH SERVICES INC			4	100%	4
SOUTHWESTERN REGIONAL MEDICAL CENTER - TULSA		4			4
MINUTECLINIC DIAGNOSTIC OF VIRGINIA		4			4
INTEGRATED FAMILY MEDICAL CENTER			4	100%	4
MC DIAGNOSTIC OF CONNECTICUT, PC #1966		4			4
CONSULATE HEATH CARE AT WEST ALTAMONTE			4	100%	4
FLORIDA HEART AND VASCULAR			4	100%	4
COVENIENT CARE MEDICAL CLINIC			4	100%	4
REHABILITATION CENTER OF WINTER PARK,THE			4	100%	4
PANCARE HEALTH - PONCE DE LEON			4	100%	4
COLLIER HMA PHYSICIAN MANAGEMENT, LLC			4	100%	4
WELLINGTON REGIONAL MEDICAL CENTER			4	100%	4
PRIMECARE		2	2	50%	4
FCHC (OB)-DARWIN SQUARE CTR.			4	100%	4
PEACEHEALTH LABORATORIES		3	1	25%	4
FISHERMEN'S HOSPITAL			4	100%	4
BARTON MEMORIAL HOSPITAL		3	1	25%	4

COVID-19: testing by laboratory

Data through Jan 9, 2021 verified as of Jan 10, 2021 at 09:25 AM

Data in this report are provisional and subject to change.

The numbers in the table below represent the number of Florida and non-Florida residents for whom test results were received by the Department of Health. A person can be tested by more than one laboratory and can have both positive and negative results. **Therefore, the sum of the numbers in each column will be larger than the total number of people tested.**

Reporting lab	Inconclusive	Negative	Positive	Percent positive	Total
ALL CHILDREN'S HOSPITAL DEPT OF GENERAL PEDIATRICS			4	100%	4
CVS MINUTE CLINIC DIAGNOSTIC MED GRP OF SAN		2	2	50%	4
CAREWELL 202			4	100%	4
CVS MINUTE CLINIC DIAGNOSTIC OF VIRGINIA		4			4
AHEC CLINIC		1	3	75%	4
L3HARRIS FAMILY MEDICAL CENTER			4	100%	4
BOROPARK URGENT CARE		3	1	25%	4
CVS MINUTE CLINIC DIAGNOSTIC PA		3	1	25%	4
UNILAB OF DADE INC			4	100%	4
STEINHATCHEE DRUGS		2	2	50%	4
FLORIDA MENTOR		4			4
LEON MEDICAL CENTERS, LLC			4	100%	4
PHYSICIANS QUALITY CARE			4	100%	4
MEDEXPRESS URGENT CARE - PRINCETON		4			4
BERRYHILL MANOR		4			4
MINUTE CLINIC DIAGNOSTIC OF TEXAS, LLC		4			4
CARENOW URGENT CARE-WEST END		4			4
BIG BEND HOSPICE INC		4			4
MINUTECLINIC DIAG OF IND LLC #8651		3	1	25%	4
ACCENTCARE		4			4
MEDEXPRESS URGENT CARE - MT LEBANON		3	1	25%	4
Grace Rehabilitation of Vero Beach		4			4
ST LUCIE COUNTY JAIL		4			4
SIGNATURE CARE EMERGENCY CENTER		2	2	50%	4
Fouraker Hills Rehab and Nursing			4	100%	4
MARSHFIELD LABORATORIES			4	100%	4
SHARP MEMORIAL HOSPITAL MICROBIOLOGY DEPT			4	100%	4
BARBARA O'REILLY MD PA		4			4
MINUTE-CLINIC DIAGNOSTIC OF VIRGINIA, LLC #794		4			4
HAMPTON ALF AT 24TH ROAD LLC			4	100%	4
RIVERVIEW ALF OPERATOR LLC			4	100%	4
APEX HOME HEALTH CARE		4			4
WIREGRASS MEDICAL CENTER			4	100%	4
Grand Villa of Dunedin			4	100%	4
TARPON SPRINGS PEDIATRICS, LLC			4	100%	4
URGENT CARE - OCONEE		2	2	50%	4
THE LITTLE CLINIC			4	100%	4
HIGH TOWER ALF LLC		3			3
PENSACOLA PEDIATRICS PA - TIGER POINT			3	100%	3
LEXINGTON MEDICAL CENTER		1	2	67%	3
PRESBYTERIAN HOME		3			3
MINUTECLINIC DIAGNOSTIC OF MAINE, LLC		2	1	33%	3
BOLING, STEPHANIE		3			3
MEDFIRST URGENT CARE			3	100%	3
MARYLAND STATE DEPT OF HEALTH	2		1	33%	3
TARRANT COUNTY PUBLIC HEALTH		3			3
GAINESVILLE PEDIATRIC ASSOCIATES			3	100%	3

COVID-19: testing by laboratory

Data through Jan 9, 2021 verified as of Jan 10, 2021 at 09:25 AM

Data in this report are provisional and subject to change.

The numbers in the table below represent the number of Florida and non-Florida residents for whom test results were received by the Department of Health. A person can be tested by more than one laboratory and can have both positive and negative results. **Therefore, the sum of the numbers in each column will be larger than the total number of people tested.**

Reporting lab	Inconclusive	Negative	Positive	Percent positive	Total
MEDEXPRESS URGENT CARE - TULSA, S YALE AVE		3			3
BENTLEY VILLAGE II			3	100%	3
PALMS WEST HOSPITAL			3	100%	3
ADVENTHEALTH MEDICAL GROUP PEDIATRIC & ADOLESCENT		3			3
US SPECIALTY LABS			3	100%	3
PALM BEACH CDH - DELRAY BEACH			3	100%	3
SEMINOLE FAMILY HEALTH CENTER		3			3
MINUTECLINIC, LLC #1431		2	1	33%	3
ST. PETERSBURG PEDIATRICS- 38TH AVENUE			3	100%	3
BETH ISRAEL MEDICAL CENTER LABS		3			3
VICAR'S LANDING NURSING HOME		2	1	33%	3
MINUTECLINIC #2860		3			3
TAMPA URGENT CARE			3	100%	3
ALLIED PHYSICIANS GROUP PLLC		3			3
HEALTHCARE NETWORK OF SOUTHWEST FLORIDA			3	100%	3
CARESPOT-WELLINGTON			3	100%	3
MEDEXPRESS URGENT CARE-SCOTT TOWNSHIP		3			3
MINUTECLINIC DIAGNOSTIC MED GRP OF SAN		3			3
REELFOOT FAMILY WALK IN CLINIC		2	1	33%	3
ORLANDO ORTHOPAEDIC OUTPATIENT SURGERY CENTER		1	2	67%	3
UNITY HEALTH AND REHABILITATION CENTER			3	100%	3
PINELLAS POINT NURSING AND REHAB			3	100%	3
TAYLOR MANOR		1	2	67%	3
CVS MINUTE CLINIC, LLC #22		2	1	33%	3
WATSON THERAPEUTICS INC			3	100%	3
BOONE DRUG & HEALTHCARE AT DEERFIELD			3	100%	3
FHPG FAMILY MEDICAL CENTER OF TAMPA BAY		1	2	67%	3
ADVENT HEALTH - CENTRAL PASCO ER			3	100%	3
SCIENTIFIC LABORATORY DIVISION			3	100%	3
ADVANCED URGENT CARE OF MARATHON			3	100%	3
State Lab Unspecifd			3	100%	3
MEDEXPRESS URGENT CARE - RICHMOND, W BROAD ST		3			3
MEDEXPRESS URGENT CARE - KOKOMO		3			3
FELICIDAD MEDICAL CENTER INC			3	100%	3
MONTEFIORE MEDICAL CENTER LABS MONTEFIORE		2	1	33%	3
URGENT DOC - URGENT CARE CLINIC			3	100%	3
CIGNA ONSITE HEALTH LLC		1	2	67%	3
COASTAL LABORATORIES OF FLORIDA			3	100%	3
MINUTE CLINIC DIAGNOSTIC OF VIRGINIA, LLC		3			3
ST BARNABAS HOSPITAL		3			3
ST LUKES HOSPITAL LABORATORY		2	1	33%	3
FLORIDA PREMIER MEDICAL CARE PA			3	100%	3
ADVENT HEALTH MEDICAL GROUP FAMILY MEDICINE			3	100%	3
GRACE WELLNESS CENTER		2	1	33%	3
ADVENT HEALTH - TIMBERRIDGE ER		2	1	33%	3
EMERALD COAST CENTER			3	100%	3
PROMPT CARE OF CENTRAL FLORIDA LLC			3	100%	3

COVID-19: testing by laboratory

Data through Jan 9, 2021 verified as of Jan 10, 2021 at 09:25 AM

Data in this report are provisional and subject to change.

The numbers in the table below represent the number of Florida and non-Florida residents for whom test results were received by the Department of Health. A person can be tested by more than one laboratory and can have both positive and negative results. **Therefore, the sum of the numbers in each column will be larger than the total number of people tested.**

Reporting lab	Inconclusive	Negative	Positive	Percent positive	Total
MEDEXPRESS URGENT CARE - NORTH LITTLE		2	1	33%	3
SIGNATURE URGENT CARE			3	100%	3
PARRISH MEDICAL CENTER-WAIVED TESTING		3			3
NORTH SHORE HOSP. INFECTION CONTROL			3	100%	3
MIAMI MEDICAL CONSULTANT PA			3	100%	3
FAMILY MEDICINE AT WATERMAN		3			3
VILLAGES HEALTH, THE		3			3
GREATER MOBILE URGENT CARE – SPRINGHILL			3	100%	3
SJH			3	100%	3
LAHEY CLINIC MEDICAL CENTER			3	100%	3
MEDEXPRESS URGENT CARE-ARLINGTON		2	1	33%	3
KINDRED HOSPITAL OCALA		2	1	33%	3
ST VINCENT'S URGENT CARE		3			3
TERENCE B MITCHELL MD, INC			3	100%	3
NORTHCREST MEDICAL CENTER		1	2	67%	3
COOPER UNIVERSITY HOSPITAL LABORATORY		2	1	33%	3
LOUISIANA DEPT. OF HEALTH AND HOSPITALS-INFECTIOUS DISEASE EPI SECTION			3	100%	3
GONZALEZ MD AND ASWAD MD HEALTH SERVICES			3	100%	3
INNOVATIVE COVID-DIVERSEY			3	100%	3
ACCESS HOME HEALTH OF FLORIDA LLC		3			3
ROANE MEDICAL CENTER		2	1	33%	3
CENTRAL DUPAGE HOSPITAL			3	100%	3
BETTERMED URGENT CARE			3	100%	3
MEDIC INFUSION PA		3			3
DOTHAN WEST FAMILY MEDICINE		2	1	33%	3
MARION COUNTY FIRE RESCUE		3			3
PELICAN LANDING		1	2	67%	3
Greystone Health Care Center		3			3
RHEA MEDICAL CENTER		3			3
MEDEXPRESS URGENT CARE - SUMMERSVILLE, WEBSTER RD		3			3
CORTLAND COUNTY HEALTH DEPARTMENT		3			3
APEX CLINICAL LABORATORIES INC		3			3
PANCARE HEALTH - HOSFORD SCHOOL			3	100%	3
HELIX MEDICAL CENTERS		1	2	67%	3
UNIVERSITY OF MICHIGAN		2	1	33%	3
HAVEN CUSTEAD CARE CENTER			3	100%	3
GARCIA MORALES NELSON			3	100%	3
VA OUTPATIENT CLINIC-NEW PORT RICHEY			3	100%	3
MINUTECLINIC, LLC #5707		3			3
MINUTECLINIC, LLC, MINUTECLINIC #7637		3			3
MINUTECLINIC, DIAGNOSTIC OF TEXAS, LL		3			3
NOVADX		2	1	33%	3
OHIO DEPARTMENT OF HEALTH LABORATORY		2	1	33%	3
MEDEXPRESS URGENT CARE-PASADENA		3			3
MEDICAL UNIVERSITY SC HOSPITAL			3	100%	3
NORTHERN LIGHT LABORATORY		1	2	67%	3
INSPIRA MEDICAL CENTER VINELAND LAB		2	1	33%	3

COVID-19: testing by laboratory

Data through Jan 9, 2021 verified as of Jan 10, 2021 at 09:25 AM

Data in this report are provisional and subject to change.

The numbers in the table below represent the number of Florida and non-Florida residents for whom test results were received by the Department of Health. A person can be tested by more than one laboratory and can have both positive and negative results. **Therefore, the sum of the numbers in each column will be larger than the total number of people tested.**

Reporting lab	Inconclusive	Negative	Positive	Percent positive	Total
KISSIMMEE URGENT CARE		3			3
FLORIDA HOSPITAL LABORATORIES		3			3
MINUTECLINIC DIAGNOSTIC OF MICHIGAN, P		3			3
UNC HOSPITAL/MCLENDON CLINICAL LABORATORIES			3	100%	3
KENTUCKY CABINET FOR HEALTH AND FAMILY SERVICES			3	100%	3
MD NOW URGENT CARE - DELRAY WEST			3	100%	3
ALLIANCE FOR MULTISPECIALTY RESEARCH		3			3
PLEASANTVILLE OF SEBASTIAN LLC			3	100%	3
MINUTECLINIC LLC (1435)		3			3
VIDANT MEDICAL CENTER			3	100%	3
FAMILY PRACTICE OF DAVIE INC			3	100%	3
NEMOURS CHILDRENS PRIMARY CARE HORIZON WEST			3	100%	3
Gulf Shore Care Center			3	100%	3
LIFEHOPE LABS			3	100%	3
ENTRUST IMMEDIATE CARE			3	100%	3
CULLMAN REGIONAL URGENT CARE		2	1	33%	3
EMORY BENNETT VETERANS NURSING HOME		3			3
BEEBE MEDICAL CENTER LABORATORY		3			3
Bainbridge Health and Rehab		3			3
REMISE OCCUPATIONAL HEALTH SOLUTIONS INC			3	100%	3
KEY WEST URGENT CARE, INC		3			3
LISTENING DOCTOR PLLC, THE			3	100%	3
FIRST CARE - MIDDLESBORO			3	100%	3
PATHOLOGY REFERENCE LAB LLC			3	100%	3
LATCHER LABORATORY OF A O FOX MEMORIAL		2	1	33%	3
SOFTLAB			3	100%	3
FOX FAMILY PRACTICE		3			3
FLORIDA MEDICAL ASSOCIATES LLC			3	100%	3
CRANES VIEW LODGE			3	100%	3
ABBOTT DIAGNOSTICS			3	100%	3
MINUTECLINIC DIAGNOSTIC OF NORTH CAROLINA PC #5341		2	1	33%	3
SSM HEALTH ST LOUIS MICROBIOLOGY LABORATORY		1	2	67%	3
PPD - IXLAYER		3			3
MEDEXPRESS URGENT CARE - WILKES BARRE		2	1	33%	3
MEDEXPRESS URGENT CARE - WICHITA, S SENECA ST		1	2	67%	3
URGENT MED INC		1	2	67%	3
MEDEXPRESS URGENT CARE MARTINSBURG		2	1	33%	3
PM PEDIATRICS OF SELDEN PLLC		3			3
FLORIDA GASTROENTEROLOGY ASSOCIATES PA		3			3
NYC PUBLIC HEALTH LABS			3	100%	3
PEDIATRICS AND ADOLESCENT MEDICINE		2	1	33%	3
MEADOWS AT CYPRESS GARDENS, THE		3			3
SENTARA NORFOLK GENERAL HOSPITAL CENTRAL LAB			3	100%	3
ALOHA HOME CARE LLC DBA ACCENTCARE HOME HEALTH OF		3			3
SANFORD MOBILE LAB			3	100%	3
COVENANT PEDIATRICS		1	2	67%	3
TAMPA		1	2	67%	3

COVID-19: testing by laboratory

Data through Jan 9, 2021 verified as of Jan 10, 2021 at 09:25 AM

Data in this report are provisional and subject to change.

The numbers in the table below represent the number of Florida and non-Florida residents for whom test results were received by the Department of Health. A person can be tested by more than one laboratory and can have both positive and negative results. **Therefore, the sum of the numbers in each column will be larger than the total number of people tested.**

Reporting lab	Inconclusive	Negative	Positive	Percent positive	Total
LOVING CARE OF THE TREASURE COAST LLC	1	2			3
AFC PHYSICIANS OF FLORIDA PA			3	100%	3
HARBOUR'S EDGE		2	1	33%	3
DISCOVERY VILLAGE AT STUART		1	2	67%	3
PREMIER FAMILY AND SPORTS MEDICINE		2	1	33%	3
CARENOW URGENT CARE - CENTRAL AUSTIN			3	100%	3
ISLAMORADA VILLAGE OF ISLANDS FIRE RESCUE		3			3
ANN STORCK CENTER INC		3			3
MEDEXPRESS - COLLINSVILLE BELT LINE		3			3
ONSLOW MEMORIAL HOSPITAL LABORATORY		3			3
ERIE COUNTY PUBLIC HEALTH CLINICAL		3			3
TERRACE OF ST CLOUD, THE		2	1	33%	3
BOND & STEELE CLINIC PA D/B/A BOND CLINIC PA		3			3
FAMILY MEDICINE AT WINTER PARK			3	100%	3
PRO HEALTH			3	100%	3
GLADES COUNTY DETENTION CENTER			3	100%	3
BROOKDALE ORANGE PARK		3			3
MID FLORIDA CLINICAL LABORATORY		2	1	33%	3
NORTHSIDE HOSPITAL ATLANTA		3			3
SIGNATURE CARE PFLUGERVILLE			3	100%	3
MOULTRIE CREEK NURSING AND REHAB			3	100%	3
YORK HOSPITAL - LABORATORY			3	100%	3
ESTATES MEDICAL CENTER INC			3	100%	3
SMOKY MOUNTAIN URGENT CARE AND FAMILY MEDICINE CENTER			3	100%	3
RIVER CITY MEDICAL ASSOCIATES INC			3	100%	3
ORLANDO FAMILY MEDICINE		1	2	67%	3
MONTANA PUBLIC HEALTH LAB			3	100%	3
MINUTECLINIC DIAGNOSTIC OF VIRGINIA, LLC #255		3			3
ORLANDO CLINICAL RESEARCH CENTER		3			3
MEDEXPRESS - NEW CASTLE, DUPONT HWY		3			3
ST. CLOUD PHARMACY AND WELLNESS CENTER		3			3
MEDICAL CENTER OF THE ROCKIES			3	100%	3
BROOKDALE SENIOR LIVING			3	100%	3
MINUTE-CLINIC DIAGNOSTIC OF VIRGINIA		2	1	33%	3
Nashville Central Laboratory		3			3
MEDEXPRESS URGENT CARE-HERSHEY		2	1	33%	3
Life Care Center of Citrus County		2	1	33%	3
FLORIDA DEPARTMENT OF HEALTH IN MIAMI DADE COUNTY		2	1	33%	3
FAMILY TREE MEDICAL GROUP PA		2	1	33%	3
Centrastate Medical Center		2	1	33%	3
NAVAL MEDICAL CENTER SAN DIEGO			3	100%	3
AFFINITY URGENT CARE			3	100%	3
MORGAN STANLEY HEALTH CENTER		3			3
JS HEALTHCARE		2	1	33%	3
BROOKDALE OAKBRIDGE		1	2	67%	3
SUN TERRACE HEALTH CARE CENTER			3	100%	3
CROSSVILLE MEDICAL GROUP		1	2	67%	3

COVID-19: testing by laboratory

Data through Jan 9, 2021 verified as of Jan 10, 2021 at 09:25 AM

Data in this report are provisional and subject to change.

The numbers in the table below represent the number of Florida and non-Florida residents for whom test results were received by the Department of Health. A person can be tested by more than one laboratory and can have both positive and negative results. **Therefore, the sum of the numbers in each column will be larger than the total number of people tested.**

Reporting lab	Inconclusive	Negative	Positive	Percent positive	Total
METHODIST HOSPITAL			3	100%	3
ADVANCED PEDIATRICS OF BOCA LLC			3	100%	3
SCHIFF CENTER FOR LIVER DISEASES		1	2	67%	3
GYN PATH SERVICES			3	100%	3
MINUTECLINIC, LLC #05814		3			3
CALIFORNIA DEPARTMENT OF PUBLIC HEALTH			3	100%	3
MEDICAL CENTER ENTERPRISE			3	100%	3
SOMA MEDICAL CENTER, PA #4 FLORIDA MANGO			3	100%	3
NEOGENOMICS LABORATORIES, INC		3			3
HARBORCHASE OF STUART			3	100%	3
Broadview Multi-Care Center		3			3
AMERICAN SCIENTIFIC LABORATORIES LLC			3	100%	3
HILLVIEW LABORATORY			3	100%	3
HEALTHQUEST, INC		2	1	33%	3
NORTH DAKOTA DEPT OF HEALTH MICROBIOLOGY		1	2	67%	3
MADISON COUNTY HEALTH DEPARTMENT		3			3
COLLIER COUNTY JAIL		3			3
GENTLE HANDS MOBILE PHLEBOTOMY			3	100%	3
NEWSTAR MEDICAL LABORATORIES		3			3
TERRACINA LLC			3	100%	3
MERCY URGENT CARE			3	100%	3
ALABAMA DEPARTMENT OF PUBLIC HEALTH		1	2	67%	3
CAYUGA COUNTY HEALTH DEPARTMENT		3			3
PEDIATRICS BY THE SEA JOG RD OFFICE			3	100%	3
FLORIDA MENTOR-POINT WEST CLUSTER		3			3
THE CLINIC OF PEDIATRICS & GI MEDICINE, INC			3	100%	3
MUNSON MEDICAL CENTER			3	100%	3
SUMNER REGIONAL MEDICAL CENTER		2	1	33%	3
PANCARE HEALTH - ALTHA PUBLIC			3	100%	3
BITTINGS APOTHECARY INC		1	2	67%	3
MEDFUSION		2	1	33%	3
MINUTECLINIC DIAGNOSTIC OF MINNESOTA		3			3
NEMOURS CHILDRENS PRIMARY CARE MAITLAND			3	100%	3
MEDICAL SERVICES OF AMERICA HOME HEALTH		3			3
SUMTER COUNTY HEALTH DEPARTMENT			3	100%	3
NORTH BROWARD HOSPITAL DISTRICT HEALTHCARE FOR THE HOMELESS			3	100%	3
MPG JACKSONVILLE ATLANTIC BLVD		1	2	67%	3
ADVENTHEALTH SEBRING- INFECTION CONTROL DEPARTMENT			3	100%	3
VELOCITY CARE			3	100%	3
MOBIL LAB FOR ALL INC		3			3
LEWIS COUNTY MANOR		3			3
CAMELLIA AT DEERWOOD			3	100%	3
MINUTECLINIC DIAG OF IND, LLC #2387		3			3
ORLANDO REGIONAL HEALTH SERVICES		1	2	67%	3
ALLIANCE LABS @LRMC			3	100%	3
NOVANT HEALTH PRESBYTERIAN		2	1	33%	3
VENICE GREEN VILLAGE		2	1	33%	3

COVID-19: testing by laboratory

Data through Jan 9, 2021 verified as of Jan 10, 2021 at 09:25 AM

Data in this report are provisional and subject to change.

The numbers in the table below represent the number of Florida and non-Florida residents for whom test results were received by the Department of Health. A person can be tested by more than one laboratory and can have both positive and negative results. **Therefore, the sum of the numbers in each column will be larger than the total number of people tested.**

Reporting lab	Inconclusive	Negative	Positive	Percent positive	Total
MEDLAB INC		3			3
WELLMED AT APOLLO BEACH BLVD		1	2	67%	3
VIRGINIA DIVISION OF CONSOLIDATED LABORATORIES			3	100%	3
DEACONESS HOSPITAL			3	100%	3
MICHIGAN HEALTH CLINIC LABORATORIES		2	1	33%	3
Life Care Center of Orlando			3	100%	3
MINUTECLINIC DIAG OF IND LLC #6840		3			3
ORCHID COVE DAYTONA			3	100%	3
PM PEDIATRICS OF BAYSIDE PLLC		3			3
ACCESS HEALTH CARE		2	1	33%	3
ADRIANA M CASTRO MD PA		3			3
MINUTECLINIC DIAGNOSTIC OF NORTH CAROLINA PC #7054		3			3
HELIX LW UC		1	2	67%	3
EXETER HOSPITAL		3			3
BAPTIST OUTPATIENT SERVICES			3	100%	3
CGH MEDICAL CENTER			3	100%	3
SANDGATE GARDENS REHAB & NURSING CENTER		2	1	33%	3
MEDEXPRESS URGENT CARE, CHAMBERSBURG		2	1	33%	3
PLAINVIEW PRIMARY CARE		3			3
AUSTIN PUBLIC HEALTH			3	100%	3
MEDEXPRESS URGENT CARE- FORT WORTH N T		3			3
OPENTRONS PRL		2	1	33%	3
CVS MINUTE CLINIC DIAG OF IND LLC #5206		2	1	33%	3
Magnolia Health and Rehab Center			3	100%	3
VIRTUA MEMORIAL HOSPITAL BURLINGTON COUNTY		1	2	67%	3
SOUTH CAROLINA DEPT OF HEALTH AND ENVIRONMENT CONTROL		2	1	33%	3
MEDEXPRESS URGENT CARE LAVALE		3			3
Gulfport Rehabilitation Center			3	100%	3
TIEHH BIOTERRORISM RESPONSE LAB			3	100%	3
SPRING LAKE REHABILITATION CENTER			3	100%	3
Lakeview Village		3			3
UNIVERSITY OF MIAMI / SCCC RESEARCH LABORATORY			3	100%	3
Hunterdon Medical Center Laboratory		3			3
ST JOSEPHS CHILDRENS OUTREACH			3	100%	3
CAMPAZZI CONCIERGE MEDICAL SERVICES		2	1	33%	3
MEDEXPRESS URGENT CARE SHADYSIDE		3			3
OHIO DEPARTMENT OF HEALTH			3	100%	3
HIALEAH SHORES NURSING AND		2	1	33%	3
CIGNA PBSO WEST PALM			3	100%	3
ALABAMA DEPT PUBLIC HEALTH			3	100%	3
MORTON PLANT NORTH BAY HOSPITAL			3	100%	3
PRISMA HEALTH MIDLANDS			3	100%	3
STATCARE URGENT & WALK IN MEDICAL CARE		2	1	33%	3
NIGHT LITE PEDIATRICS CENTER		1	2	67%	3
BAPTIST PRIMARY CARE, INC.		2	1	33%	3
TRUE HEALTH – LAKE UNDERHILL		3			3
ADEPT INPATIENT MEDICAL SERVICES PC		3			3

COVID-19: testing by laboratory

Data through Jan 9, 2021 verified as of Jan 10, 2021 at 09:25 AM

Data in this report are provisional and subject to change.

The numbers in the table below represent the number of Florida and non-Florida residents for whom test results were received by the Department of Health. A person can be tested by more than one laboratory and can have both positive and negative results. **Therefore, the sum of the numbers in each column will be larger than the total number of people tested.**

Reporting lab	Inconclusive	Negative	Positive	Percent positive	Total
GROVES CENTER			3	100%	3
BRANDON REGIONAL EMERGENCY CTR			3	100%	3
FLORIDA LABORATORY ANALYSIS, LLC			3	100%	3
ORLANDO MEDICAL CENTER PL			3	100%	3
NC STATE LABORATORY OF PUBLIC HEALTH		3			3
SURETOX LABORATORY LLC		2	1	33%	3
DACH MAIN LAB			3	100%	3
BRENTWOOD SENIOR LIVING AT ST PETE			3	100%	3
WALGREENS #07502		3			3
MANORCARE NURSING & REHABILITATION CENTER-NAPLES		3			3
LAFAYETTE NURSING AND REHAB			3	100%	3
Enterprise Health and Rehabilitation Center		3			3
QUEST DIAGNOSTICS PSC			3	100%	3
PUTNAM FAMILY CARE INC			3	100%	3
REGIONAL MEDICAL LAB			3	100%	3
MEASE CONTINUING CARE		1	2	67%	3
MAYO		1	2	67%	3
CULLMAN REGIONAL MEDICAL CENTER		2	1	33%	3
NORTH DADE NURSING AND REHABILITATION CENTER			3	100%	3
ELITE PRIMARY CARE OF WAYCROSS			3	100%	3
LEESBURG COMMUNITY HEALTH CENTERS			3	100%	3
RESIDENTIAL PLAZA AT BLUE LAGOON INC		3			3
LONG ISLAND UNIVERSITY - POST CAMPUS		3			3
CONSOLIDATED LABORATORY SERVICES			3	100%	3
INDIANA STATE DEPARTMENT OF HEALTH LABORATORIES			3	100%	3
SOUTH LAKE PEDIATRICS		3			3
THE RETREAT AT PORT ORANGE			3	100%	3
ASPEN VALLEY HOSPITAL			3	100%	3
TIFTON CARECONNECT URGENT CARE			3	100%	3
JACKSON SOUTH COMMUNITY HOSPITAL LAB			3	100%	3
PREMIER CLINICAL RESEARCH INSTITUTE INC			3	100%	3
WYOMING DEPT OF HEALTH			3	100%	3
LEE CONVENIENT CARE AT SUMMERLIN			3	100%	3
PINELLAS PARK HEALTH CENTER - PINELLAS CHD		1	2	67%	3
DANIEL M LIBBY MD PLLC		3			3
NORTHWEST FLORIDA CLINICAL LAB		1	2	67%	3
BRADENTON PHYSICIAN MEDICAL CENTER			3	100%	3
QUATRACOR PLLC		3			3
MONROE COUNTY DEPT OF PUBLIC HEALTH ST		3			3
BARONESS ERLANGER HOSPITAL		3			3
LINCOLN MEDICAL CENTER		3			3
WINDER NURSING INC DBA WINDER HEALTH CARE		3			3
TMH PHYSICIAN PARTNERS BLOUNTSTOWN			3	100%	3
WEST TN HEALTH MED NORTH		3			3
NORTH NAPLES HOSPITAL RESPIRATORY THERAPY DEPARTMENT			3	100%	3
CVS MINUTE CLINIC DIAGNOSTIC OF TEXAS		3			3
MINUTE CLINIC LLC #2775		3			3

COVID-19: testing by laboratory

Data through Jan 9, 2021 verified as of Jan 10, 2021 at 09:25 AM

Data in this report are provisional and subject to change.

The numbers in the table below represent the number of Florida and non-Florida residents for whom test results were received by the Department of Health. A person can be tested by more than one laboratory and can have both positive and negative results. **Therefore, the sum of the numbers in each column will be larger than the total number of people tested.**

Reporting lab	Inconclusive	Negative	Positive	Percent positive	Total
TMH PHYSICIAN PARTNERS SOUTHWOOD			3	100%	3
ST ANTHONY'S HOSP PATIENT CARE SERVICE			3	100%	3
MINUTECLINIC DIAGNOSTIC OF SOUTH CAROL		2	1	33%	3
CUMBERLAND MEDICAL CENTER INC		3			3
LOYOLA UNIVERSITY MEDICAL CENTER LABORATORY			3	100%	3
PHYSICIANS IMMEDIATE CARE ELGIN			3	100%	3
COASTAL COMPLETE CARE			3	100%	3
MINUTECLINIC DIAGNOSTIC OF WISCONSIN,		3			3
ESTERO FIRE RESCUE		3			3
THOMAS LANGLEY			3	100%	3
PUBLIC HEALTH TRUST OF MIAMI DADE COUNTY			3	100%	3
MONTANA DEPARTMENT OF PUBLIC HEALTH & HUMAN SERVICES			3	100%	3
IOWA DEPARTMENT OF PUBLIC HEALTH			3	100%	3
EXPRESS CARE OF TAMPA BAY LLC		2	1	33%	3
DEPARTMENT OF PATHOLOGY ROME MEMORIAL		3			3
TUFTS MEDICAL CENTER			3	100%	3
RAPID CITY RUGENT CARE			3	100%	3
CARE ATC - CITY OF BOYNTON BEACH			3	100%	3
BAPTIST HEALTH MEDICAL CENTER			3	100%	3
PATIENT FIRST - ALLENTOWN			3	100%	3
ST MARYS MEDICAL CENTER			3	100%	3
Westside Terrace		3			3
CAREWELL URGENT CARE			3	100%	3
CORTLAND REGIONAL MEDICAL CENTER		3			3
NORTHSIDE HOSPITAL		2	1	33%	3
SHANDS AT LAKE SHORE LAB		1	2	67%	3
COMPASSION PEDIATRIC URGENT CARE LLC			3	100%	3
ADVENT HEALTH - WESTCHASE ER			3	100%	3
AVANTE INVERNESS		1	2	67%	3
CTRS			3	100%	3
Bethany Health and Rehab		2			2
STUDENT HEALTH SERVICES			2	100%	2
Jackson Health Care Facility			2	100%	2
FRESENIUS MEDICAL CARE			2	100%	2
VIRGINIA DEPT OF HEALTH OFFICE OF EPIDEMIOLOGY			2	100%	2
KINGS BAY PEDIATRICS LLC			2	100%	2
CLAYMED OF NORTH FLORIDA			2	100%	2
MEDEXPRESS URGENT CARE-SELINGSGROVE		2			2
SANTA ROSA COUNTY HEALTH DEPARTMENT			2	100%	2
COASTAL MEDICAL LAB			2	100%	2
ADVENTHEALTH MEDICAL GROUP INTERNAL MEDICINE AT			2	100%	2
24TH WEAPONS OF MASS DESTRUCTION - CIVIL SUPPORT		2			2
MINUTECLINIC MINUTECLINIC #921		2			2
LIFESPRING COMMUNITY HEALTH		2			2
MEMORIAL SLOAN KETTERING CANCER CENTER		1	1	50%	2
MINUTECLINIC, LLC #03268		2			2
SPRING HILL REGIONAL HOSPITAL			2	100%	2

COVID-19: testing by laboratory

Data through Jan 9, 2021 verified as of Jan 10, 2021 at 09:25 AM

Data in this report are provisional and subject to change.

The numbers in the table below represent the number of Florida and non-Florida residents for whom test results were received by the Department of Health. A person can be tested by more than one laboratory and can have both positive and negative results. **Therefore, the sum of the numbers in each column will be larger than the total number of people tested.**

Reporting lab	Inconclusive	Negative	Positive	Percent positive	Total
PALM BAY COMMUNITY OUTPATIENT CLINIC		2			2
INTEGRITY CLINICAL RESEARCH CENTER INC		1	1	50%	2
MED TECH SERVICES OF PALM BEACH INC		2			2
MEDEXPRESS URGENT CARE - SPRINGDALE, S 40TH STREET		2			2
Iron County Medical Care Facility		2			2
MANATEE MEMORIAL HOSPITAL CLINICAL LABORATORY			2	100%	2
BERGEN COUNTY SURGICAL AND ENDOSCOPY CENTER		2			2
HUNT CLUB MEDICAL CARE			2	100%	2
87TH MEDICAL GROUP - MCGUIRE AMBULATORY CARE FACILITY		2			2
LAKE MARY HEALTH AND REHABILITATION CENTER		1	1	50%	2
MINUTE CLINIC LLC #4017		2			2
ACCESS LABORATORIES LLC			2	100%	2
JACKSON LABORATORY OF GENOMIC MEDICINE		2			2
NATIONAL JEWISH HEALTH			2	100%	2
MINUTECLINIC DIAG OF IND, LLC #8645		2			2
THE FOUNTAIN AT BOCA CIEGA BAY		2			2
MINUTECLINIC DIAGNOSTIC OF OHIO #2964		2			2
BRITO MEDICAL CENTER			2	100%	2
DEPT OF HEALTH			2	100%	2
ASHLEY PEDIATRICS			2	100%	2
BETHPAGE EXTENDED HOURS CENTER		2			2
PINARD HOME HEALTH SERVICES INC			2	100%	2
SPARROW CENTRAL LAB			2	100%	2
INTERNAL MEDICINE & PEDIATRICS WELLNESS CENTER			2	100%	2
SUPERIOR RESIDENCES OF CLERMONT		2			2
SOUTH DAKOTA DEPARTMENT OF HEALTH		2			2
MID-FLORIDA HEMATOLOGY AND ONCOLOGY CENTERS		2			2
Good Samaritan Society-Blackduck		1	1	50%	2
PRINCETON BMC LABORATORY		2			2
SUWANNEE COUNTY SHERIFF OFFICE			2	100%	2
ST VINCENTS AMBULATORY CARE INC DBA			2	100%	2
HARLEM HOSPITAL CENTER		2			2
PruittHealth Lakehaven		2			2
HOLY FAMILY MEDICAL CENTER		1	1	50%	2
MEMORIAL HERMANN			2	100%	2
UNIVERSTIY OF ILLINOIS HOSPITAL			2	100%	2
FLORIDA DEPARTMENT OF HEALTH (FDOH)			2	100%	2
MED FUSION			2	100%	2
AMERICAN HEALTH ASSOC. LABORATORY SOUTH			2	100%	2
UTMB PATHOLOGY CLINICAL SERVICES LABORATORY			2	100%	2
CVS MINUTE CLINIC DIAGNOSTIC OF TN #6044		2			2
PEACEHEALTH CENTRAL		2			2
SCIENTIFIC LABORATORY COMPANY		2			2
MEDEXPRESS URGEN CARE - EAST BRUNSWICK		2			2
PHYSICIANS REGIONAL MEDICAL CTR - COLLIER BLVD			2	100%	2
Warren Center for Rehabilitation and Nursing		2			2
GOLDSTEIN			2	100%	2

COVID-19: testing by laboratory

Data through Jan 9, 2021 verified as of Jan 10, 2021 at 09:25 AM

Data in this report are provisional and subject to change.

The numbers in the table below represent the number of Florida and non-Florida residents for whom test results were received by the Department of Health. A person can be tested by more than one laboratory and can have both positive and negative results. **Therefore, the sum of the numbers in each column will be larger than the total number of people tested.**

Reporting lab	Inconclusive	Negative	Positive	Percent positive	Total
ADVENTHEALTH MEDICAL GROUP PEDIATRICS		1	1	50%	2
MARTHA A PRICE MD PA		1	1	50%	2
MORRISTOWN MEMORIAL HOSPITAL		2			2
HOME DOCS		1	1	50%	2
HCR MANOR CARE SERVICES OF FLORIDA III INC		2			2
Cedar Valley Nursing & Rehab Center		2			2
MINUTE CLINIC LLC #5706		1	1	50%	2
TAMPA INTERNATIONAL AIRPORT			2	100%	2
RENFREW CENTERS INC		2			2
OURMED		2			2
MAWD PATHOLOGY GROUP			2	100%	2
AFC PHYSICIANS OF FLORIDA, PA			2	100%	2
FLORIDA SCHOOL FOR THE DEAF & BLIND			2	100%	2
NEW BRIDGE MEDICAL CENTER		2			2
PHYSICIANS CARE INC		1	1	50%	2
MEDEXPRESS URGENT CARE, BELLE VERNON		2			2
ROCKEFELLER UNIVERSITY CLINICAL GENOMICS LABORATOR		2			2
ONTARIO COUNTY PUBLIC HEALTH		2			2
UNIVERISTY OF MEMPHIS ATHLETIC TRAINI		2			2
PEACE RIVER MEDICAL CENTER		2			2
MINUTECLINIC, LLC (CLINIC 10928)		2			2
GULF COAST IMMEDIATE CARE CENTER		1	1	50%	2
FLORIDA MEDICAL CLINIC -INTERNAL MED DADE CITY			2	100%	2
ONE MEDICAL GROUP		1	1	50%	2
UWMC MONTLAKE DEPT OF LAB MED			2	100%	2
MIDWAY PRIMARY CARE LLC		2			2
HAWAII DEPARTMENT OF HEALTH			2	100%	2
Workmens Circle Multicare Center		2			2
US LABS		2			2
COMPLETE HEALTH MEDICAL CENTER			2	100%	2
UNIVERSITY OF MARYLAND MEDICAL CENTER			2	100%	2
ARCPOINT LABS OF FORT LAUDERDALE, FL CENTRAL		1	1	50%	2
MINUTE CLINIC DIAGNOSTIC OF VIRGINIA, LLC #7543		2			2
CELEBRATION PEDIATRICS PA			2	100%	2
JEFFERSON WASHINGTON TOWNSHIP HOSPITAL		2			2
ROAN DRUG COMPANY LLC		2			2
DMC UNIVERSITY LABORATORIES		1	1	50%	2
UW HOSPITAL AND CLINICS		1	1	50%	2
LEXINGTON PLACE			2	100%	2
MEDEXPRESS URGENT CARE- COLUMBIA HEIGH		2			2
SOUTH LAKE FAMILY HEALTH CENTER			2	100%	2
ROPER HOSPITAL			2	100%	2
CARE CENTERS OF NASSAU LLC MINER ROAD SOUTH		2			2
ROYAL PALM MEDICAL GROUP, INC		2			2
CHEROKEE COUNTY HEALTH AND REHAB CENTER		2			2
DOCTORS HOSPITAL RENAISSANCE			2	100%	2
BIOHEALTH MEDICAL LAB INC			2	100%	2

COVID-19: testing by laboratory

Data through Jan 9, 2021 verified as of Jan 10, 2021 at 09:25 AM

Data in this report are provisional and subject to change.

The numbers in the table below represent the number of Florida and non-Florida residents for whom test results were received by the Department of Health. A person can be tested by more than one laboratory and can have both positive and negative results. **Therefore, the sum of the numbers in each column will be larger than the total number of people tested.**

Reporting lab	Inconclusive	Negative	Positive	Percent positive	Total
Church Creek SNF			2	100%	2
MINUTECLINIC DIAGNOSTIC MED GRP OF CA		2			2
OUR LADY OF THE LAKE REGIONAL MEDICAL CENTER			2	100%	2
CENTRAL FLORIDA FAMILY HEALTH CENTER		2			2
University Center East			2	100%	2
FLORIDA KEYS PED & ADOLES CTR			2	100%	2
GULF COAST PEDIATRICS OF SARASOTA PA		1	1	50%	2
MEDEXPRESS URGENT CARE - LINCOLN VILLA		2			2
MEDICAL CITY DALLAS HOSPITAL			2	100%	2
TRUE HEALTH INC			2	100%	2
Alden Des Plaines			2	100%	2
HALIFAX HEALTH CARE FOR WOMEN		2			2
CCRX OF NORTH CAROLINA, LLC		1	1	50%	2
THE CLUB AT BOYNTON BEACH, LLC			2	100%	2
CITRUS PARK			2	100%	2
SUNRISE SENIOR LIVING OF JACKSONVILLE			2	100%	2
MEDEXPRESS URGENT CARE - SOUTH CHARLESTON		2			2
ARLINGTON DIALYSIS CENTER LLC		2			2
CALIFORNIA DIVISION OF COMMUNICABLE DISEASE CONTROL			2	100%	2
NORTHWELL HEALTH			2	100%	2
NLC LABS			2	100%	2
BAYFRONT MEDICAL			2	100%	2
MINUTECLINIC DIAGNOSTIC OF TN PC #442		2			2
STEWART ST ELIZABETH MEDICAL CENTER			2	100%	2
PINECREST PEDIATRICS GROUP LLC			2	100%	2
FEDERAL CORRECTIONAL INSTITUTION MARIANNA			2	100%	2
HEARTLAND - CHARLESTON OF HANAHAN SC,		2			2
USCG SECTOR ST PETE		1	1	50%	2
DEPARTMENT OF HEALTH AND HUMAN SERVICES			2	100%	2
MIDLAND MEMORIAL HOSPITAL			2	100%	2
MEDEXPRESS URGENT CARE FOX CHAPEL		2			2
LAKELAND REGIONAL HEALTH		2			2
ST. LUKE'S HOSPITAL - BETHLEHEM CAMPUS		1	1	50%	2
DISCOVERY VILLAGE AT THE FORUM		2			2
TGH Brandon Healthplex Laboratory			2	100%	2
EXPRESSCARE URGENT CARE CENTER			2	100%	2
CVS HEALTH, #1994		1	1	50%	2
TULANE MEDICAL CENTER			2	100%	2
ORANGE COUNTY HEALTH DEPARTMENT		1	1	50%	2
Avalon Healthcare and Rehabilitation Center			2	100%	2
TENNESSEE VALLEY HCS			2	100%	2
ADVICE FOR OPTIMAL WELLNESS, INC			2	100%	2
ACCESS MEDICAL GROUP OF FLORIDA CITY			2	100%	2
MEDEXPRESS URGENT CARE-WILKINS TOWNSHIP, WILLIAM PENN HIGHWAY		2			2
UT PATH			2	100%	2
Terrace of Jacksonville			2	100%	2
POMERENE HOSPITAL			2	100%	2

COVID-19: testing by laboratory

Data through Jan 9, 2021 verified as of Jan 10, 2021 at 09:25 AM

Data in this report are provisional and subject to change.

The numbers in the table below represent the number of Florida and non-Florida residents for whom test results were received by the Department of Health. A person can be tested by more than one laboratory and can have both positive and negative results. **Therefore, the sum of the numbers in each column will be larger than the total number of people tested.**

Reporting lab	Inconclusive	Negative	Positive	Percent positive	Total
Delaware Court Healthcare Center		2			2
DIAGNOSTIC & MEDICAL SPECIALISTS OF GREENWICH		2			2
GENETIC ASSAYS INC			2	100%	2
Gracemore Nursing and Rehab		2			2
STANFORD HEALTH CARE ANATOMIC PATHOLOGY & CLINICAL LAB			2	100%	2
MINUTECLINIC DIAGNOSTIC OF SC, LLC #4		2			2
MEDEXPRESS URGENT CARE - CEDAR KNOLLS		2			2
ORMOND BEACH URGENT CARE			2	100%	2
PTC LABORATORIES			2	100%	2
ADVANCED MEDICAL OF FLORIDA			2	100%	2
DIXIE COUNTY EMERGENCY SERVICES			2	100%	2
LEE PHYSICIAN GROUP		1	1	50%	2
CELEBRATION PEDIATRICS			2	100%	2
FKC AMELIA ISLAND DIALYSIS			2	100%	2
JUPITER INTERNAL MEDICINE AND ASSOCIATES			2	100%	2
FLAGLER PROFESSIONAL HEALTH CAE SERVICES INC		2			2
FHPG TAMPA PRIMARY CARE			2	100%	2
VAULT HEALTH			2	100%	2
MEDEXPRESS URGENT CARE- ALLISON PARK		1	1	50%	2
AMEDISYS HOME HEALTH OF GREENVILLE			2	100%	2
GULF COAST REGIONAL MEDICAL CARE		2			2
FLORIDA HOSPITAL PHYSICIANS GROUP			2	100%	2
SHELL POINT HOME HEALTH			2	100%	2
METHODIST MANSFIELD MEDICAL CENTER			2	100%	2
STARLING AT NOCATEE			2	100%	2
WISE HEALTH SYSTEM		1	1	50%	2
LEGACY ER & URGENT CARE - FRISCO WEST			2	100%	2
ALL PEDIATRIC CARE PA			2	100%	2
MINUTECLINIC DIAG OF IND, LLC #6483		1	1	50%	2
CARE 365			2	100%	2
ATHENA CARE RESOURCES LLC		2			2
MINUTECLINIC DIAG OF IND, LLC #6910		2			2
MAJESTIC GUARDIANS			2	100%	2
MINUTECLINIC MINUTECLINIC #4978		1	1	50%	2
CSS- TWELVE OAKS			2	100%	2
Iowa Veterans Home		2			2
EASTLAKE MEDICAL CENTER		2			2
PREMIER MEDICAL LABORATORY			2	100%	2
BAY CORRECTIONAL AND REHABILITATION FACILITY			2	100%	2
NOVA SOUTHEASTERN UNIVERSITY - STUDENT MEDICAL CTR			2	100%	2
TRICORE REFERENCE LABORATORY		1	1	50%	2
ACL LABORATORIES INDUSTRIAL TOXICOLOGY			2	100%	2
SAFE PMC		2			2
BD MEDICAL SYSTEMS			2	100%	2
SPECIALTY LABORATORIES			2	100%	2
UNIVERSITY OF KANSAS MEDICAL CENTER			2	100%	2
SIGNATURE HEALTHCARE OF MIDDLEBURG		2			2

COVID-19: testing by laboratory

Data through Jan 9, 2021 verified as of Jan 10, 2021 at 09:25 AM

Data in this report are provisional and subject to change.

The numbers in the table below represent the number of Florida and non-Florida residents for whom test results were received by the Department of Health. A person can be tested by more than one laboratory and can have both positive and negative results. **Therefore, the sum of the numbers in each column will be larger than the total number of people tested.**

Reporting lab	Inconclusive	Negative	Positive	Percent positive	Total
LABRADOR PRIMARY CARE CENTER			2	100%	2
ELMHURST MEMORIAL HOSPITAL			2	100%	2
FL DEPT OF HEALTH MARION COUNTY MOBILE HEALTH UNIT			2	100%	2
MIDWAY SPECIALTY CARE RX LLC			2	100%	2
APC PEDIATRICS			2	100%	2
Greystone Nursing and Rehab, LLC			2	100%	2
CARENOW-LEBANON		1	1	50%	2
INA		1	1	50%	2
MEDEXPRESS URGENT CARE-SALINA, S 9TH ST		2			2
MINUTECLINIC DIAG OF IND, LLC #6472		2			2
AIRPORT CLINIC			2	100%	2
CHAPPEL GROUP RESEARCH, THE		2			2
MOBILE COUNTY HEALTH DEPARTMENT		1	1	50%	2
ADULT MEDICINE OF LAKE COUNTY INC			2	100%	2
RAPID RELIABLE TESTING NY LLC		2			2
BAYLOR COLLEGE OF MEDICINE			2	100%	2
JOHNSON CITY MEDICAL CENTER		1	1	50%	2
WESTPAC LABS INC			2	100%	2
Parkridge Specialty Care		2			2
ST. MARY'S HOSPITAL			2	100%	2
ManorCare Rehabilitation Center- Decatur		2			2
SACRED HEART HOSPITAL ON THE EMERALD			2	100%	2
UC CORAL GABLES			2	100%	2
SUNCOAST BLOOD BANK			2	100%	2
PM PEDIATRICS OF BAYSIDE PLLC - HOPEWELL JUNCTION		2			2
REGIONS HOSPITAL LABORATORY			2	100%	2
BNC Medical Investors, LLC Berrien Nursing & Rehabilitation Center		2			2
UNIVERSITY HOSPITAL OF BROOKLYN		2			2
LIFT HEALTH		2			2
SKIPPACK MEDICAL LAB			2	100%	2
Kings County Hospital Center			2	100%	2
UK HEALTHCARE			2	100%	2
MINUTECLINIC DIAG OF IND LLC #1367		2			2
FLORIDA PRIMARY & SPECIALTY CARE		2			2
PHYSICIANS MEDICAL CENTER		2			2
JUST BELIEVE RECOVERY CENTER			2	100%	2
NEBRASKA MEDICAL CENTER			2	100%	2
ADVOCATE SHERMAN HOSPITAL			2	100%	2
SHORE MEDICAL CENTER		2			2
MINUTECLINIC DIAGNOSTIC MEDICAL		2			2
CELEBRATION PRIMARY CARE ASSOCIATES LLC		2			2
SIMMONS			2	100%	2
PALM MEDICAL CENTER - PLANT CITY		2			2
MERCY HEALTH LAB		1	1	50%	2
SENDER RETREAT ADULT DAY CARE CENTERS			2	100%	2
HEARTLAND HOME HEALTH CARE		2			2
WHITESANDS OUTPATIENT TREATMENT		2			2

COVID-19: testing by laboratory

Data through Jan 9, 2021 verified as of Jan 10, 2021 at 09:25 AM

Data in this report are provisional and subject to change.

The numbers in the table below represent the number of Florida and non-Florida residents for whom test results were received by the Department of Health. A person can be tested by more than one laboratory and can have both positive and negative results. **Therefore, the sum of the numbers in each column will be larger than the total number of people tested.**

Reporting lab	Inconclusive	Negative	Positive	Percent positive	Total
MAYO CLINIC GROUP PRACTICE LABORATORY			2	100%	2
SPRINGS MEDICAL LAB		1	1	50%	2
SARASOTA PERSONAL MEDICINE		2			2
ST. MARY'S MEDICAL CENTER EVANSVILLE, INC			2	100%	2
DEKALB MEDICAL CENTER LABORATORY			2	100%	2
Lakeside Oaks Care Center			2	100%	2
UNIVERSITY HOSPITALS OF CLEVELAND			2	100%	2
FIRST CHOICE MEDICAL PC			2	100%	2
SANFORD REGIONAL HOSPITAL WORTHINGTON		2			2
OCALA REGIONAL KIDNEY CENTER-WEST			2	100%	2
BAYFRONT FAMILY HEALTH CENTER			2	100%	2
MURFREESBORO MEDICAL CLINIC		2			2
INSPIRIT SENIOR LIVING			2	100%	2
MINUTECLINIC DIAGNOSTIC OF PA LLC		2			2
HEALTHPARK MEDICAL CTR NURSING SVC		2			2
Medilodge of Montrose		2			2
BMC/JACSONVILLE		1	1	50%	2
MINUTE CLINIC DIAGNOSTIC OF KANSAS PA		2			2
PALM BEACH COUNTY FIREFIGHTERS HEALTH CLINIC, LLC			2	100%	2
PM PEDIATRICS OF BAYSIDE, PLLC - MANHASSET		2			2
CROSSROADS			2	100%	2
POINT OF CARE PRIVATE HEALTH MANAGEMENT			2	100%	2
Oakwood - North Baldwins Center for Living		2			2
COVID PROCESSING SITE			2	100%	2
MEDICAL CENTER LABORATORY			2	100%	2
ADVENTIST HINSDALE HOSPITAL LABORATORY			2	100%	2
BAPTIST HOSPITAL EMPLOYEE HEALTH OFF			2	100%	2
MEDEXPRESS URGENT CARE - WEXFORD		2			2
ASCENSION ST MICHAEL'S HOSPITAL LAB		1	1	50%	2
HANOVER ENDOSCOPY CENTER		2			2
MINUTECLINIC, LLC #4682		2			2
WISCONSIN STATE LABORATORY OF HYGIENE		1	1	50%	2
MIDDLE TENN MENTAL HEALTH INSTITUTE		2			2
LEGACY LABORATORY SERVICES			2	100%	2
DELAWARE DIAGNOSTICS LABS			2	100%	2
PRECISION DIAGNOSTIC INC		2			2
ATLAS GENOMICS			2	100%	2
A+ URGENT/PRIMARY CARE			2	100%	2
CPL LABS			2	100%	2
Kennedy University Hospital -Wash Twp L		2			2
PIEDMONT HOSPITAL LAB			2	100%	2
CVS MINUTE CLINIC DIAG OF IND, LLC #6549		2			2
Great Lakes Health Center			2	100%	2
TENNESSEE DEPARTMENT OF HEALTH (TDH) - REGIONAL LABORATORY			2	100%	2
WEST COAST PEDIATRICS			2	100%	2
CLEARWATER PAIN MANAGEMENT ASSOCIATES			2	100%	2
NAVAL BRANCH MEDICAL CLINIC			2	100%	2

COVID-19: testing by laboratory

Data through Jan 9, 2021 verified as of Jan 10, 2021 at 09:25 AM

Data in this report are provisional and subject to change.

The numbers in the table below represent the number of Florida and non-Florida residents for whom test results were received by the Department of Health. A person can be tested by more than one laboratory and can have both positive and negative results. **Therefore, the sum of the numbers in each column will be larger than the total number of people tested.**

Reporting lab	Inconclusive	Negative	Positive	Percent positive	Total
NEMOURS CHILDREN'S PRIMARY CARE THE VILLAGES		2			2
MEDICAL CENTER AT OCEAN REEF,THE		2			2
AGILE URGENT CARE			2	100%	2
PALOS COMMUNITY HOSPITAL LABORATORY			2	100%	2
CHARLOTTE COUNTY HEALTH DEPARTMENT			2	100%	2
Robert Cranfield			2	100%	2
BROWNE MEDICAL LLC		1	1	50%	2
GRACE HEALTHCARE OF LAKE WALES		1	1	50%	2
MINUTECLINIC DIANOSTIC OF VIRGINIA, LL		2			2
QUALITY MEDICAL CARE			2	100%	2
CVS MINUTE CLINIC DIAGNOSTIC MED GRP		2			2
BFT LAB			2	100%	2
MINUTECLINIC, DIAGNOSTIC OF TEXAS, LLC		2			2
VALLEY BAPTIST MEDICAL CENTER: BROWNSVILLE			2	100%	2
HENDRY/GLADES COUNTY HEALTH DEPARTMENT		2			2
MINUTECLINIC DIAGNOSTIC OF PENNSYLVAN		2			2
MINUTECLINIC DIAGNOSTIC OF NORTH CARO		2			2
OHIO HEALTH DOCTORS HOSPITAL			2	100%	2
AMERICAN MEDICAL LABORATORIES			2	100%	2
BIOMAT USA			2	100%	2
CLINICA HISPANIA			2	100%	2
PEDIATRICS IN BREVARD-COCOA BEACH		2			2
BRIGHAM AND WOMEN'S HOSPITAL			2	100%	2
MARTIN MEDICAL CENTER INC		1	1	50%	2
PHYSICIANS LABORATORY SERVICES			2	100%	2
SANIBEL MEDICAL CLINIC			2	100%	2
PEDIATRIC HEALTH CARE		1	1	50%	2
PROHEALTH PRIMARY CARE - GLEN OAKS		2			2
MINUTECLINIC DIAG OF IND LLC #6998		1	1	50%	2
NORTON IMMEDIATE CARE CENTER - PRESTON			2	100%	2
SUNNYSIDE MANOR		2			2
MINUTECLINIC DIAGNOSTIC OF TN PC #242		2			2
VILLA HEALTH NH LLC			2	100%	2
TMH EC NORTHEAST LABORATORY			2	100%	2
NEIGHBORCARE PHARMACY SERVICES		2			2
ORLANDO LUTHERAN TOWERS		1	1	50%	2
MINUTECLINIC DIAG OF IND LLC #1138		1	1	50%	2
RELIANT IMMUNE DIAGNOSTICS			2	100%	2
MINUTECLINIC DIAGNOSTIC OF TN, PC 6438		1	1	50%	2
BELLE GLADES HEALTH CLINIC			2	100%	2
DES PLAINES CLINICAL LAB			2	100%	2
DALLAS MEDICAL CENTER			2	100%	2
CRUC CMCH-COVID-19		2			2
YOUTH AND YOU, INC		2			2
FLORIDA COMMUNITY HEALTH CENTERS, INC.			2	100%	2
KAILOS GENETICS INC			2	100%	2
OPTUM PRIMARY CARE - SILVER LAKES			2	100%	2

COVID-19: testing by laboratory

Data through Jan 9, 2021 verified as of Jan 10, 2021 at 09:25 AM

Data in this report are provisional and subject to change.

The numbers in the table below represent the number of Florida and non-Florida residents for whom test results were received by the Department of Health. A person can be tested by more than one laboratory and can have both positive and negative results. **Therefore, the sum of the numbers in each column will be larger than the total number of people tested.**

Reporting lab	Inconclusive	Negative	Positive	Percent positive	Total
EAST NAPLES PEDIATRICS			2	100%	2
MINUTECLINIC DIAGNOSTIC OF SC, LLC #7		1	1	50%	2
MEMORIAL HERMANN CONSOLIDATED LABORATORY SERVICES			2	100%	2
SPECTRA LABS		1	1	50%	2
ST. ELIZABETH HEALTHCARE			2	100%	2
GALEN BAYLOR EXTENSION		2			2
Heartland Healthcare Center Boca Raton			2	100%	2
SOUTHEAST GEORGIA HEALTH SYSTEM			2	100%	2
MEDEXPRESS URGENT CARE-MT PLEASANT		1	1	50%	2
MINUTECLINIC DIAGNOSTIC OF NEVADA #87		1	1	50%	2
STOP URGENT CARE			2	100%	2
WOMENS CARE FLORIDA LLC-LABORATORY		2			2
LIFE CARE CENTER OF SKAGIT VALLEY		2			2
MEDEXPRESS URGENT CARE - WHEELING		1	1	50%	2
RAINY LAKE MEDICAL CENTER			2	100%	2
MADISON HOSPITAL LABORATORY			2	100%	2
ADVENTHEALTH CENTRA CARE PONCIANA			2	100%	2
CVS HEALTH MINUTE CLINIC			2	100%	2
CURATIVE		1	1	50%	2
TRINITAS REGIONAL MEDICAL CENTER		1	1	50%	2
OELWEIN HEALTH CARE CENTER		2			2
MEDEXPRESS URGENT CARE - HOLLINS		2			2
URGENT CARE AND SURGERY CENTER			2	100%	2
Holiday Retirement Home			2	100%	2
MINUTECLINIC, LLC #07852		2			2
STAT MEDICAL CLINIC III INC		2			2
VERILY LIFE SCIENCES		2			2
METROHEALTH SYSTEM			2	100%	2
SOUTHEASTERN INSTITUTE OF RESTORATIVE MEDICINE		1	1	50%	2
MEDEXPRESS URGENT CARE - LEDGEWOOD		2			2
SPECTRUM HEALTH			2	100%	2
HOLLY HILL HOME INFUSION SERVICE		2			2
BAYCARE LABORATORIES			2	100%	2
WHEELER LABORATORY		2			2
SWEETWATER NURSING CENTER		2			2
MINUTECLINIC DIAGNOSTIC OF TEXAS, LLC #7435		2			2
LIFE CARE CENTER OF PALM BAY□		2			2
Kroger 571 - The Little Clinic Hendersonville		1	1	50%	2
FAMILY TREE DNA			2	100%	2
ADVANCED RESEARCH FOR HEALTH IMPROVEMENT		1	1	50%	2
TMH PHYSICIAN PARTNERS MONTICELLO		1	1	50%	2
MINUTECLINIC, LLC #1492		2			2
PEPIN ACADEMIES-PASCO		2			2
SPRINGHILL SENIOR RESIDENCE		2			2
MAIN STREET MEDICAL CENTERS		2			2
CVS MINUTE CLINIC DIAGNOSTIC		2			2
UNITED MEMORIAL MEDICAL CENTER			2	100%	2

COVID-19: testing by laboratory

Data through Jan 9, 2021 verified as of Jan 10, 2021 at 09:25 AM

Data in this report are provisional and subject to change.

The numbers in the table below represent the number of Florida and non-Florida residents for whom test results were received by the Department of Health. A person can be tested by more than one laboratory and can have both positive and negative results. **Therefore, the sum of the numbers in each column will be larger than the total number of people tested.**

Reporting lab	Inconclusive	Negative	Positive	Percent positive	Total
MINUTECLINIC, LLC #1470		2			2
AUSTIN REGIONAL CLINIC MICROBIOLOGY LAB			2	100%	2
RIVERVIEW MEDICAL CLINIC		2			2
New Jersey Aim At Smg		2			2
ASPIRUS RIVERVIEW HOSPITAL & CLINICS INC		1	1	50%	2
LEE MEMORIAL HEALTH SYSTEM D/B/A			2	100%	2
441 URGENT CARE-MULBERRY			2	100%	2
PALMETTO FAMILY HEALTH CENTER			2	100%	2
POINTE AT NEW PORT PLACE,THE		2			2
SCDHEC BUREAU OF LABORATORIES			2	100%	2
NORTH MCALLEN PEDIATRIC CENTER			2	100%	2
DOCTORS MEDICAL CTR OF WALTON COUNTY			2	100%	2
BRANDYWYNE HEALTH CARE CENTER			2	100%	2
EMORY UNIVERSITY HOSPITAL			2	100%	2
MEDEXPRESS URGENT CARE - BRIDGEVILLE		2			2
Avanti Wellness and Rehab			2	100%	2
MINUTECLINIC, LLC, DBA MINUTECLINIC #6		2			2
SIGNATURE CARE LEWISVILLE-EMERGENCY CENTER		1	1	50%	2
Alden Terrace of McHenry			2	100%	2
CERTIVIA LABORATORIES			2	100%	2
AMI ST FRANCIS HOSPITAL LABORATORY		1	1	50%	2
SOUTHERN TENNESSEE MEDICAL CENTER			2	100%	2
MINUTECLINIC DIAGNOSTIC OF TN PC #643		2			2
FLORIDA CLINICAL LABORATORY INC			2	100%	2
SYLVAN NURSING			2	100%	2
RUSSELL MEDICAL CENTER		2			2
CONEMAUGH MEMORIAL MEDICAL CENTER		2			2
SCIENTIA DIAGNOSTICS			2	100%	2
MINUTECLINIC, LLC #1796		1	1	50%	2
MED EXPRESS URGENT CARE PC - MARYLAND		2			2
ADVENT HEALTH CENTRAL TEXAS		1	1	50%	2
CORAL REEF NURSING & REHABILITATION CENTER		2			2
MINUTECLINIC DIAGNOSTIC OF OHIO #7790		1	1	50%	2
HEART OF FLORIDA HEALTH CENTER INC			2	100%	2
GRAND VILLA OF MELBOURNE			2	100%	2
FAST PACE MEDICAL CLINIC PLLC		2			2
CARILLON SPORTS AND FAMILY MEDICINE		1	1	50%	2
BAYSTATE MEDICAL CENTER		1	1	50%	2
MINUTECLINIC DIAG OF IND, LLC #6648		1	1	50%	2
ST. LUCIE COUNTY HEALTH DEPARTMENT		1	1	50%	2
LOWELL GENERAL HOSPITAL			2	100%	2
EXPEDIAN URGENT CARE			2	100%	2
CITY OF NEW YORK DEPARTMENT OF HEALTH			2	100%	2
BAPTIST HEALTH LEXINGTON			2	100%	2
CLEAR LAKE REGIONAL MEDICAL CENTER			2	100%	2
GIGI WOOD DAVIS DO-FAMILY MEDICINE		2			2
INSPIRE HEALTHCARE CENTER			2	100%	2

COVID-19: testing by laboratory

Data through Jan 9, 2021 verified as of Jan 10, 2021 at 09:25 AM

Data in this report are provisional and subject to change.

The numbers in the table below represent the number of Florida and non-Florida residents for whom test results were received by the Department of Health. A person can be tested by more than one laboratory and can have both positive and negative results. **Therefore, the sum of the numbers in each column will be larger than the total number of people tested.**

Reporting lab	Inconclusive	Negative	Positive	Percent positive	Total
MEASE COUNTRYSIDE HOSPITAL CARDIAC REH			2	100%	2
MEDSTAR HARBOR HOSPITAL			2	100%	2
FIRST PREVENTION AND DIALYSIS CENTER LLC			2	100%	2
MINUTECLINIC MINUTECLINIC #8505		2			2
AFFORDABLE PRIMARY CARE LLC		2			2
MEDEXPRESS URGENT CARE - OMAHA N 72 ST		2			2
DEPARTMENT OF HEALTH AND HUMAN SERVICES DIVISION OF BEHAVIORAL HEALTH		1	1	50%	2
STARR COUNTY MEMORIAL HOSPITAL			2	100%	2
ADVANCED MEDICAL CARE			2	100%	2
COL CROSSROAD		1	1	50%	2
NOT GIVEN		1	1	50%	2
Metro West Nursing and Rehab			2	100%	2
THE PATHOLOGY LABORATORY		1	1	50%	2
MD NOW URGENT CARE CENTER INC.			2	100%	2
JULIE STAATS DO		2			2
HOME ACCESS HEALTH			2	100%	2
FAMILY FIRST PEDIATRICS			2	100%	2
SOUTH COUNTY MENTAL HEALTH CENTER INC			2	100%	2
REELFOOT FAMILY WALK IN CLINIC - TIPT		2			2
BENTON PEDIATRICS		2			2
SINAI PLAZA NURSING AND REHAB CENTER			2	100%	2
POMONA VALLEY COMMUNITY HOSPITAL			2	100%	2
ALVERNO CLINICAL LABORATORIES			2	100%	2
COOK HOSPITAL AND CARE CENTER		1	1	50%	2
Rosedale Green		2			2
MARQUESA MEDICAL		2			2
EMERALD TRACE		2			2
VANAYER HEALTHCARE AND REHAB CENTER		2			2
PARADIGM LABORATORIES			2	100%	2
FLORIDA MEDICAL CLINIC CARDIOLOGY-ZH			2	100%	2
LAB CORP OF AMER SAN DIEGO			2	100%	2
Cleveland Clinic Weston			2	100%	2
GRAND VILLA OF NEW PORT RICHEY			2	100%	2
JOHNNIE RUTH CLARKE LAB			2	100%	2
JOHN D. ARCHBOLD MEM. HOSPITAL			2	100%	2
PLASMA MED RESEARCH DBA		2			2
MINUTE CLINIC DIAG OF IND LLC #8674		2			2
ACKERMAN CANCER CENTER		2			2
MARCO ISLAND HOSPITAL INC D/B/A		1	1	50%	2
ORANGE PEDIATRICS			2	100%	2
GRAND VILLA OF ORMOND BEACH		2			2
WINCHESTER MEDICAL CENTER			2	100%	2
CEDARS-SINAI MEDICAL CENTER			2	100%	2
ASCENSION ST VINCENT'S RIVERSIDE			2	100%	2
GOLDMAN SACHS HEALTH CENTER		2			2
DRR JMC URGENT CARE DONALD ROSS			2	100%	2
ADVANCED URGENT CARE CENTER OF THE UPPER KEYS			2	100%	2

COVID-19: testing by laboratory

Data through Jan 9, 2021 verified as of Jan 10, 2021 at 09:25 AM

Data in this report are provisional and subject to change.

The numbers in the table below represent the number of Florida and non-Florida residents for whom test results were received by the Department of Health. A person can be tested by more than one laboratory and can have both positive and negative results. **Therefore, the sum of the numbers in each column will be larger than the total number of people tested.**

Reporting lab	Inconclusive	Negative	Positive	Percent positive	Total
PERSONAL PHYSICIAN CARE PA			2	100%	2
MINUTECLINIC DIAGNOSTIC PA #7110		2			2
STEBEN COUNTY PUBLIC HEALTH		2			2
PANCARE HEALTH - SNEADS ELEMENTARY			2	100%	2
URGENT CARE OF NEW YORK		2			2
BROOME COUNTY HEALTH DEPARTMENT		1	1	50%	2
REGIONAL MEDICAL CENTER BAYONET POINT			2	100%	2
HOUSTON HEALTH DEPARTMENT - BUREAU OF LABORATORY SERVICES			2	100%	2
BAYSHORE MEDICAL CENTER			2	100%	2
MEDEXPRESS URGENT CARE - YORK			2	100%	2
WAL-MART STORES EAST LP		2			2
MINUTECLINIC DIAGNOSTIC OF NEW MEXICO		2			2
PREMIER FAMILY HEALTH PA			2	100%	2
ADVANCED PEDIATRICS			2	100%	2
LACORP		1	1	50%	2
ST LUKES HOSPITAL			2	100%	2
FLORIDA MEDICAL CLINIC RADIOLOGY DALE MABRY		2			2
MINUTECLINIC DIAGNOSTIC OF OHIO #6192		2			2
BIONIC TECHNOLOGIES CORPORATION			2	100%	2
MEDEXPRESS URGENT CARE - LINCOLN N 26T		2			2
TALLAHASSEE MEMORIAL HEALTHCARE FAMILY MED RESIDENCY			2	100%	2
BOONES CREEK URGENT CARE		1	1	50%	2
INTERNAL MEDICINE ASSOCIATES-DUNELLON			2	100%	2
NAVAL MEDICAL CENTER			2	100%	2
BAYCARE MEDICAL GROUP, INC		2			2
ASSOCIATES IN MEDICINE			2	100%	2
ALLIANCE PEDIATRICS PA			2	100%	2
VA PRIMARY CARE ANNEX			2	100%	2
Lake Charles Healthcare LLC dba Landmark Lake Charles			2	100%	2
MINUTECLINIC DIAGNOSTICS OF IND LLC		1	1	50%	2
GUIDEWELL EMERGENCY MEDICINE DOCTORS LLC			2	100%	2
MAGNOLIA ADULT, LLC			2	100%	2
CVS MINUTE CLINIC DIAGNOSTIC OF TN #3293		2			2
MINUTECLINIC, LLC #7139		2			2
PROPATH			2	100%	2
UNIVERSITY OF MISSOURI HEALTH CARE			2	100%	2
Elba Nursing and Rehabilitation Center, LLC		2			2
MEDEXPRESS URGENT CARE - WEST ST PAUL, ROBERT ST S		2			2
NATIONWIDE LABORATORY SERVICES		1	1	50%	2
VETERANS AFFAIRS MEDICAL CENTER - GREATER LOS ANGELES			2	100%	2
SARASOTA MEMORIAL MEDICAL URGENT CARE CENTER			2	100%	2
MEDEXPRESS URGENT CARE-CLOQUET		2			2
IN & OUT URGENT CARE METAIRIE			2	100%	2
CVS MINUTE CLINIC DIAGNOSTIC OF KANSAS, PA		2			2
LILY PHARMACY		2			2
PALM BEACH GARDENS MEDICAL CENTER			2	100%	2
DOCTOR 4 U CLINIC			2	100%	2

COVID-19: testing by laboratory

Data through Jan 9, 2021 verified as of Jan 10, 2021 at 09:25 AM

Data in this report are provisional and subject to change.

The numbers in the table below represent the number of Florida and non-Florida residents for whom test results were received by the Department of Health. A person can be tested by more than one laboratory and can have both positive and negative results. **Therefore, the sum of the numbers in each column will be larger than the total number of people tested.**

Reporting lab	Inconclusive	Negative	Positive	Percent positive	Total
ATRIA SAN PABLO			2	100%	2
Rutgers Health Rwj University Hospital - Laboratory		2			2
SUNBRIDGE CARE & REHAB FOR DECATUR		2			2
EXCEPTIONAL EMERGENCY CENTER - AMARILLO			2	100%	2
INTEGRATED REGIONAL LABS			2	100%	2
MEDEXPRESS URGENT CARE GREENSBURG		2			2
MEDEXPRESS URGENT CARE - JEANNETTE		2			2
MD NOW URGENT CARE MEDICAL CENTERS INC			2	100%	2
FLORIDA DEPARTMENT OF HEALTH IN ESCAMBIA COUNTY		1	1	50%	2
FLORIDA PRIMARY CARE CENTER PA		2			2
ADVENTHEALTH EAST ORLANDO EMPLOYEE CLINIC		2			2
WALGREENS #05477		2			2
MEDEXPRESS - WILMINGTON KIRKWOOD HIGHWAY		2			2
MINUTE CLINIC LLC # 2033		1	1	50%	2
Kroger 853 - The Little Clinic East Broad Street		2			2
LIFETIME FAMILY URGENT CARE			2	100%	2
IN AND OUT URGENT CARE			2	100%	2
GINKGO-IXLAYER		2			2
PUBLIC HEALTH LABORATORY	1		1	50%	2
U OF MIAMI MILLER SCHOOL OF MEDICINE			2	100%	2
MEDEXPRESS URGENT CARE-CHIPPEWA		1	1	50%	2
NEW YORK STATE DEPARTMENT OF HEALTH		1	1	50%	2
MEDLOGIC, LLC		2			2
NEMOURS CHILDRENS PRIMARY CARE			2	100%	2
WASHINGTON STATE DEPARTMENT OF HEALTH PUBLIC HEALTH LABORATORIES			2	100%	2
OAKBRIDGE TERRACE AT SAE			2	100%	2
CORNERSTONE MEDICAL CARE OF BRANDON		2			2
Lehigh Acres Health and Rehabilitation			2	100%	2
BAYMEADOWS PRIMARY CARE		2			2
MEDEXPRESS URGENT CARE, HERMITAGE		1	1	50%	2
RIGHT AT HOME			2	100%	2
COVANCE			2	100%	2
BOND COMMUNITY HEALTH CENTER			2	100%	2
WEAKLEY COUNTY REHAB AND NURSING CENTER		2			2
VOLUNTEERS OF AMERICA OF FLORIDA			2	100%	2
RAPID URGENT CARE - ALBANY			2	100%	2
ADVENTHEALTH IMAGING PARTIN SETTLEMENT			2	100%	2
Fort Gaines Health and Rehab		2			2
Bedford Care Center of Hattiesburg		2			2
UT AUSTIN UNIVERSITY HEALTH SERVICES			2	100%	2
CHESTERFIELD HEALTHCARE GROUP, INC		2			2
WALGREENS #13605		2			2
COMMUNITY MEDICAL CENTER			2	100%	2
LEE MEMORIAL HOSPITAL BLOOD GAS LAB			2	100%	2
ARCPPOINT LABS OF ALTAMONTE SPRINGS			2	100%	2
ST. JOSEPH REGIONAL MEDICAL CENTER			2	100%	2
MINUTE CLINIC DIAGNOSTIC OF SOUTH CAROLINA		1	1	50%	2

COVID-19: testing by laboratory

Data through Jan 9, 2021 verified as of Jan 10, 2021 at 09:25 AM

Data in this report are provisional and subject to change.

The numbers in the table below represent the number of Florida and non-Florida residents for whom test results were received by the Department of Health. A person can be tested by more than one laboratory and can have both positive and negative results. **Therefore, the sum of the numbers in each column will be larger than the total number of people tested.**

Reporting lab	Inconclusive	Negative	Positive	Percent positive	Total
JRS LABORATORY			2	100%	2
PALM CITY NURSING AND REHAB CENTER			2	100%	2
BENEVA LAKES ASSISTED LIVING CENTER			2	100%	2
ADVANCED URGENT CARE LLC			2	100%	2
CARE NOW, INC			2	100%	2
MINUTE CLINIC DIAGNOSTIC MED GRP		2			2
WHOLE CHILD PEDIATRICS			2	100%	2
FLORIDA MEDICAL CENTER OF CLEARWATER		2			2
GEISINGER MEDICAL CENTER		2			2
BAYFRONT HMA CONVENIENT CARE, LLC		2			2
EP LTC PHARMACY		1	1	50%	2
MC DIAGNOSTIC OF CONNECTICUT, PC #1043		2			2
BAPTIST HEALTHCARE - LAKEVIEW CENTER INC		2			2
MINUTE CLINIC, LLC #4650		2			2
THE HOSPITAL OF PROVIDENCE EMERGENCY ROOM			2	100%	2
MEDEXPRESS URGENT CARE-BLOOMFIELD AVEN		2			2
ACCESS CARE MEDICAL GROUP LLC		2			2
MID - FLORIDA PATHOLOGY LLC		1	1	50%	2
STUART SURGERY CENTER, LLC			2	100%	2
CLEVELAND CLINIC IMAGING			2	100%	2
MINUTECLINIC DIAGNOSTIC PA #3344		2			2
ADVICE FOR OPTIMAL WELLNESS			2	100%	2
SOUTHSIDE FAMILY MEDICAL		2			2
MINUTECLINIC 7196		2			2
NEW GEN LABS			2	100%	2
SCRIPPS CLINIC MEDICAL			2	100%	2
MEDEXPRESS-HOUSTON EAST FWY		1	1	50%	2
VILLAGES HEALTH SYSTEM, LLC, THE			1	100%	1
Cornerstone at the Ranch		1			1
ATMORE COMMUNITY HOSPITAL			1	100%	1
CAREWELL JW - WORCESTER LNC			1	100%	1
The Evangelical Lutheran Good Samaritan Society Prescott Village		1			1
BLANCHARD VALLEY HOSPITAL LABORATORY			1	100%	1
HUDSON REGIONAL HOSPITAL			1	100%	1
NORTHEAST PEDIATRICS			1	100%	1
FREDERICK AVENUE GROUP HOME		1			1
ANDREWS			1	100%	1
Kroger 409 - The Little Clinic Hebron Marketplace			1	100%	1
FLORIDA DIGESTIVE AND LIVER SPECIALISTS			1	100%	1
APS-SUMMIT CARE PHARMACY, LLC DBA OMNICARE		1			1
INTEGRATED GENETICS SEQUENOM		1			1
ARDEN COURTS OF SEMINOLE			1	100%	1
Life Care Center of Paradise Valley		1			1
CLINICAL LABORATORY DEPARTMENT			1	100%	1
FLORIDA MEDICAL CLINIC, LLC			1	100%	1
CONSULATE HEALTH CARE OF VERO BEACH			1	100%	1
BSA PHYSICIANS GROUP, INC D/B/A BSA FAMILY MEDICAL			1	100%	1

COVID-19: testing by laboratory

Data through Jan 9, 2021 verified as of Jan 10, 2021 at 09:25 AM

Data in this report are provisional and subject to change.

The numbers in the table below represent the number of Florida and non-Florida residents for whom test results were received by the Department of Health. A person can be tested by more than one laboratory and can have both positive and negative results. **Therefore, the sum of the numbers in each column will be larger than the total number of people tested.**

Reporting lab	Inconclusive	Negative	Positive	Percent positive	Total
ST PETE DIRECT PRIMARY CARE		1			1
MINUTE CLINIC LLC #10203		1			1
BAPTIST EMERGENCY HOSPITAL KELLY			1	100%	1
NORDX			1	100%	1
LAMARQUE DIALYSIS			1	100%	1
PAUL C SCHWARTZ & MELVIN L WEIDMAN		1			1
Kingston Care Center of Fort Wayne		1			1
SOUTHEAST MISSOURI HOSPITAL		1			1
FASTCARE LLC			1	100%	1
ADVANCED RESEARCH AND DIAGNOSTIC LABORATORY UNIVERSITY OF MINNESOTA			1	100%	1
ASHLEY CLINICAL DIAGNOSTIC LABORATORY			1	100%	1
MEDIPLUS CLINIC, INC			1	100%	1
ROYAL PALM PEDIATRICS			1	100%	1
Heritage of Red Cloud		1			1
MEDICAL ASSOCIATES OF CARTER		1			1
ADVENTHEALTH HOSPICE CARE CENTRAL FLORIDA		1			1
Regency Square			1	100%	1
MIAMI-DADE COUNTY HEALTH DEPT.		1			1
LAKE PEDIATRICS			1	100%	1
CLINTON DRUG STORE		1			1
CERMAK HEALTH SERVICES			1	100%	1
Cerenity Senior Care-White Bear Lake		1			1
MINUTECLINIC DIAGNOSTIC MED GRP OF ORA			1	100%	1
SPECIALTY DRUG TESTING			1	100%	1
PALM WEST INTERNIST PA			1	100%	1
MEDEXPRESS URGENT CARE - BENTON		1			1
WALGREENS #15291		1			1
SOMA MEDICAL CENTER PA			1	100%	1
MEDEXPRESS URGENT CARE - PATRICK STREE			1	100%	1
HIGHLAND PARK LAKEWOOD PRESTON HOLLOW			1	100%	1
EDWARD HOSPITAL			1	100%	1
SPRINGFIELD HOSPITAL			1	100%	1
Kroger 096 - The Little Clinic Orchard and Holly		1			1
Broomall Manor		1			1
ST FRANCIS MEDICAL CENTER			1	100%	1
DEL PRADO MEDICAL CENTER, INC		1			1
MT CARMEL PHARMACY INC		1			1
KETTERING MEDICAL CENTER			1	100%	1
Arlington Care Center			1	100%	1
NEW MILFORD HOSPITAL			1	100%	1
COASTAL SKIN SURGERY AND DERMATOLOGY PL		1			1
CITRUS HEALTH NETWORK INC			1	100%	1
DEVLIN MANOR NURSING AND REHABILITATION		1			1
INNOVATIVE HEALTH DIAGNOSTIC OF CALIFORNIA			1	100%	1
DEPT OF VA MEDICAL CENTER - MIAMI			1	100%	1
Harris Hill Nursing Facility		1			1
ASCENSION ST VINCENT'S MEDICAL CENTER			1	100%	1

COVID-19: testing by laboratory

Data through Jan 9, 2021 verified as of Jan 10, 2021 at 09:25 AM

Data in this report are provisional and subject to change.

The numbers in the table below represent the number of Florida and non-Florida residents for whom test results were received by the Department of Health. A person can be tested by more than one laboratory and can have both positive and negative results. **Therefore, the sum of the numbers in each column will be larger than the total number of people tested.**

Reporting lab	Inconclusive	Negative	Positive	Percent positive	Total
CHAMBREL AT PINECASTLE			1	100%	1
WESTON COUNTY HEALTH SERVICES			1	100%	1
HATLEY HEALTH CARE, INC		1			1
GOOD SAMARITAN HOSPITAL			1	100%	1
SOUTH DADE NURSING & REHABILITATION CENTER			1	100%	1
HALIFAX FAMILY HEALTH CENTER			1	100%	1
PALOMAR MEDICAL CENTER			1	100%	1
LAKE SUCCESS EXTENDED CARE		1			1
SOUTH FLORIDA BAPTIST HOSPITAL			1	100%	1
CHRISTIANA HOSPITAL		1			1
PEDIATRIC ASSOCIATES - DORAL			1	100%	1
LAREDO EMERGENCY ROOM			1	100%	1
Medicalodges Neosho			1	100%	1
OCEAN MEDICAL CENTER		1			1
WINKLER COURT			1	100%	1
UNITED HEALTHCARE			1	100%	1
SPECTRUM LUDINGTON			1	100%	1
SCIENCE CARE			1	100%	1
HAVASU REGIONAL MEDICAL CENTER			1	100%	1
HOLMES FAMILY PRACTICE PA			1	100%	1
MAINE CENTER FOR DISEASE CONTROL AND PREVENTION			1	100%	1
AVERA SACRED HEART HOSPITAL			1	100%	1
SHANDS JACKSONVILLE CLINICAL CENTER			1	100%	1
HELIX BIOMEDICS LLC			1	100%	1
DOCTORS MEMORIAL HOSP HOME HEALTH CARE		1			1
MEDEXPRESS URGENT CARE-BRENTWOOD		1			1
PENNY PEDIATRICS		1			1
Heritage Health of Peru			1	100%	1
CORPORATION OF AMERICA		1			1
MEDEXPRESS URGENT CARE - WALDORF, CRAIN HWY		1			1
WYOMING COUNTY DEPARTMENT OF HEALTH		1			1
MEMORIAL HOSPITAL OF CARBONDALE			1	100%	1
BHA TITUSVILLE CLINIC			1	100%	1
EXPRESS CARE OF THE SHOALS		1			1
HANCOCK REGIONAL HOSPITAL		1			1
THOMASVILLE REGIONAL MEDICAL CENTER		1			1
BASCOM PALMER EYE INSTITUTE			1	100%	1
CAREHERE HUDSON BAY			1	100%	1
CARDIAC AND VASCULAR CONSULTANTS MD PA		1			1
ARIZA WELLNESS CARE LLC			1	100%	1
ADVENTHEALTH CENTRA CARE TRINITY			1	100%	1
IDAHO HEALTH DEPARTMENT			1	100%	1
Oakview Manor Health and Rehab		1			1
UHEALTH CORAL SPRINGS			1	100%	1
Sunnybrook Rehabilitation Center			1	100%	1
NORTH PINELLAS CHILDRENS MEDICAL CENTER INC			1	100%	1
ADVENTHEALTH SENIOR CARE AT ORMOND			1	100%	1

COVID-19: testing by laboratory

Data through Jan 9, 2021 verified as of Jan 10, 2021 at 09:25 AM

Data in this report are provisional and subject to change.

The numbers in the table below represent the number of Florida and non-Florida residents for whom test results were received by the Department of Health. A person can be tested by more than one laboratory and can have both positive and negative results. **Therefore, the sum of the numbers in each column will be larger than the total number of people tested.**

Reporting lab	Inconclusive	Negative	Positive	Percent positive	Total
SPRINGBROOK HOSPITAL			1	100%	1
MC DIAGNOSTIC OF CONNECTICUT, PC #114		1			1
SPINE & PAIN CONSULTANT PLLC		1			1
WARE EXPRESS CARE			1	100%	1
NORTH FL SOUTH GA HCS-LAKE CITY			1	100%	1
BAPTIST HOSPITAL EAST			1	100%	1
Glen Oaks Health and REhabilitation		1			1
MEDEXPRESS URGENT CARE - BENTONVILLE		1			1
THE ARLINGTON OF NAPLES INC.			1	100%	1
APOLLOMDX LLC			1	100%	1
PEDIATRICS IN NORTH FLORIDA PA			1	100%	1
PROGRESSIVE MEDICAL LAB LLC			1	100%	1
FAIRFIELD MEDICAL CENTER			1	100%	1
FLORIDA DEPARTMENT OF HEALTH IN CITRUS COUNTY		1			1
KANA MEDICAL			1	100%	1
PSL JAX BEACH OPERATIONS LLC			1	100%	1
RIVERTON CBOC			1	100%	1
CHATEAU MADELEINE - SENIOR LIVING & MEMORY CARE			1	100%	1
ST JOHNS MEDICAL CENTER		1			1
MARYLAND DEPARTMENT OF HEALTH AND MENTAL HYGIENE			1	100%	1
FORT LOUDOUN PRIMARY CARE		1			1
STATE OF FLORIDA			1	100%	1
US LABORATORIES			1	100%	1
BRISTOL REGINAL MEDICAL CENTER			1	100%	1
NFRC CLINICAL LAB			1	100%	1
Portsmouth Health and Rehab			1	100%	1
Raleigh Center (WV)			1	100%	1
ADVANCED HEALTHCARE ASSOCIATES		1			1
DAYTONA BEACH CENTRA CARE			1	100%	1
NASSAU UNIVERSITY MEDICAL CENTER DEPT		1			1
SOFTCELL L-FORM LABORATORIES, LLC			1	100%	1
Jersey City Medical Center		1			1
LEXINGTON PLACE SENIOR LIVING COMMUNITY		1			1
Caldwell Care		1			1
WALGREENS # 12338		1			1
OSF ST JOSEPH MEDICAL CENTER			1	100%	1
NAPHCARE INC		1			1
SOUTH FLORIDA URGENT CARE CENTERS, LLC			1	100%	1
BLACK STALLION WALK IN AND EXERCISE CLINICS LLC		1			1
USCG AIR STATION CLEARWATER CLINIC			1	100%	1
SILVER SPRINGS SHORES DIALYSIS			1	100%	1
LAKE VIEW COURT		1			1
Lenbrook		1			1
Kroger 627 - The Little Clinic Castleberry			1	100%	1
Remarkable Healthcare Dallas			1	100%	1
ST CATHERINE HOSPITAL LABORATORY			1	100%	1
APOPKA FAMILY HEALTH CENTER			1	100%	1

COVID-19: testing by laboratory

Data through Jan 9, 2021 verified as of Jan 10, 2021 at 09:25 AM

Data in this report are provisional and subject to change.

The numbers in the table below represent the number of Florida and non-Florida residents for whom test results were received by the Department of Health. A person can be tested by more than one laboratory and can have both positive and negative results. **Therefore, the sum of the numbers in each column will be larger than the total number of people tested.**

Reporting lab	Inconclusive	Negative	Positive	Percent positive	Total
GRAND VILLA OF LARGO			1	100%	1
Kroger 618 - The Little Clinic Trail Creek Village		1			1
HEALTH GUAGE			1	100%	1
SUPERKIDS PEDIATRICS			1	100%	1
NEW YORK STATE DEPTARTMENT OF HEALTH			1	100%	1
VELOCITY URGENT CARE			1	100%	1
ADVANCED CARDIOVASCULAR DIAGNOSTICS OF FL			1	100%	1
Riverside Nursing & Rehabilitation Center		1			1
NF Escambia, LLC DBA Olive BranchHealth and Rehabilitaion Center			1	100%	1
Wedgewood Manor		1			1
WATERBURY HOSPITAL REFERENCE LAB			1	100%	1
Oak Hill Health & Rehabilitation Center			1	100%	1
THOMAS HOSPITAL			1	100%	1
FLORIDA HOSPITAL TRANSPLANT CENTER		1			1
TAMPA GENERAL MEDICAL GROUP LABORATORY HEALTHPARK			1	100%	1
BAPTIST HEALTH MEDICAL PLAZA			1	100%	1
CLINICAL MICROBIOLOGY LAB FAIRVIEW UNIVERSITY HOSPITAL			1	100%	1
ESOTERIC LAB			1	100%	1
PREMIER FAMILY AND SPORTS MEDICINE LLC			1	100%	1
FAITH FAMILY PRACTICE			1	100%	1
NORTH CAROLINA STATE LABORATORY OF PUBLIC HEALTH, SPECTRUM LAB NETWORK			1	100%	1
ADVANCE GASTROENTEROLOGY			1	100%	1
APPLECARE URGENT CARE KINGSLAND			1	100%	1
Manorcare Health Services West Reading North		1			1
West Bay of Tampa Center			1	100%	1
PALM BEACH COUNTY HEALTH DEPT.			1	100%	1
OMNI HEALTHCARE INC			1	100%	1
CHI ST. LUKE'S HEALTH BCM MEDICAL CENTER			1	100%	1
BLOSSOMS ASSISTED LIVING 1 LLC			1	100%	1
EXPRESS LAB LIVINGSTON			1	100%	1
DUKE UNIVERSITY POINT OF CARE TESTING PROGRAM			1	100%	1
METHODISM MIDLOTHIAN MEDICAL CENTER			1	100%	1
MEDICAL LIFE-INC GUIDEWELL EMERGENCY MEDICINE			1	100%	1
Kroger - KRO01100688			1	100%	1
MIAMI CHILDRENS HOSPITAL MIDTOWN OUTPATIENT CENTER			1	100%	1
VAULT MEDICAL SERVICES			1	100%	1
ASSISTED LIVING AT TREZEVANT		1			1
DISCOVERY VILLAGE AT DEERWOOD			1	100%	1
OMNICARE PHARMACY OF TEXAS 1, LP		1			1
CHRISTUS SPOHN HOSPITAL			1	100%	1
ROSECASTLE OF JACKSONVILLE LLC			1	100%	1
MID FLORIDA COMMUNITY SERVICES			1	100%	1
CLARKSVILLE MANOR INC		1			1
THYROID SPECIALTY LABORATORY			1	100%	1
DIVERSICARE OF BIG SPRINGS		1			1
ARDEN COURTS OF LELY PALMS			1	100%	1
YOUR KIDS URGENT CARE			1	100%	1

COVID-19: testing by laboratory

Data through Jan 9, 2021 verified as of Jan 10, 2021 at 09:25 AM

Data in this report are provisional and subject to change.

The numbers in the table below represent the number of Florida and non-Florida residents for whom test results were received by the Department of Health. A person can be tested by more than one laboratory and can have both positive and negative results. **Therefore, the sum of the numbers in each column will be larger than the total number of people tested.**

Reporting lab	Inconclusive	Negative	Positive	Percent positive	Total
RHODE ISLAND DEPARTMENT OF HEALTH LABORATORIES			1	100%	1
Masonic Medical Research Institute			1	100%	1
SMITH NORTHVIEW HOSPITAL LAB			1	100%	1
UNIVERSITY OF NORTH CAROLINA HOSPITALS			1	100%	1
MINUTECLINIC DIAGNOSTIC OF KENTUCKY		1			1
COLONIAL MEDICAL CENTER-EAST ORLANDO			1	100%	1
CAROMONT HEALTH			1	100%	1
UNIVERSITY OF MARYLAND PATHOLOGY ASSOCIATES			1	100%	1
GSM OCED Subsection			1	100%	1
BAYFRONT CARDIOVASCULAR ASSOCIATES			1	100%	1
DEPARTMENT OF HEALTH AND ENVIRONMENTAL CONTROL			1	100%	1
CFHC - FROSTPROOF			1	100%	1
HAWAII DEPARTMENT OF HEALTH LAB			1	100%	1
FIT4LIFE MEDICAL CENTER			1	100%	1
Buena Vista Care Center		1			1
Kroger 647 - The Little Clinic Newnan Crossings			1	100%	1
YOUR HEALTH PEDIATRICS			1	100%	1
VANDERBILT UNIVERSITY MEDICAL CENTER			1	100%	1
TERRELL URGENT CARE			1	100%	1
RIVERSIDE REGIONAL MED CENTER			1	100%	1
HENRICO DOCTOR'S LABORATORY			1	100%	1
IVAN, MAYA			1	100%	1
MAINE HEALTH AND ENVIRONMENTAL TESTING LABORATORY			1	100%	1
LAKE COMMUNITY ACTION AGENCY		1			1
UPSON REGIONAL MEDICAL CENTER			1	100%	1
PLANT CITY FAMILY CARE		1			1
PEDIATRIC PARTNERS ZEPHYRHILLS			1	100%	1
HEARTLAND OF ZEPHYRHILLS FL, LLC			1	100%	1
MRMC LAB MICRO			1	100%	1
TRIPLE O MEDICAL SERVICES INC			1	100%	1
INNOVATIVE CARE II LLC			1	100%	1
LAB. CORP. OF AMERICA			1	100%	1
SYCAMORE MEDICAL CENTER-KETTERING HEALTH NETWORK			1	100%	1
ST. MICHAEL'S ELITE HOSPITAL			1	100%	1
Niles Nursing and Rehab. Center		1			1
C V S / PHARMACY #4396		1			1
EH FARGO HOSPITAL LABORATORY			1	100%	1
CULVER CITY URGENT CARE			1	100%	1
ADVANCE MD CARE			1	100%	1
GALVESTON COUNTY HEALTH DISTRICT			1	100%	1
MEDICAL ARTS LABORATORY			1	100%	1
Long Beach Care Center			1	100%	1
EAST COAST INSTITUTE FOR RESEARCH LLC			1	100%	1
BARRINGTON TERRACE NAPLES			1	100%	1
MEDEXPRESS URGENT CARE - LEOMINSTER		1			1
BROOKSVILLE REGIONAL HOSPITAL			1	100%	1
THE WINDSOR OF OCALA			1	100%	1

COVID-19: testing by laboratory

Data through Jan 9, 2021 verified as of Jan 10, 2021 at 09:25 AM

Data in this report are provisional and subject to change.

The numbers in the table below represent the number of Florida and non-Florida residents for whom test results were received by the Department of Health. A person can be tested by more than one laboratory and can have both positive and negative results. **Therefore, the sum of the numbers in each column will be larger than the total number of people tested.**

Reporting lab	Inconclusive	Negative	Positive	Percent positive	Total
DAUGHTERS OF SARAH NURSING CENTER		1			1
MID FLORIDA DERMATOLOGY ASSOCIATES PA			1	100%	1
HOLYOKE MEDICAL CENTER			1	100%	1
Kroger - KR070600172		1			1
MEMORIAL HOSPITAL WEST			1	100%	1
SPORTS MEDICINE CLINIC - U OF WYOMING			1	100%	1
SOUTH FLORIDA PEDIATRIC PARTNERS			1	100%	1
LAB TEST KENDALL LLC		1			1
TREASURE COAST MEDICAL CONCIERGE LLC			1	100%	1
MINUTECLINIC DIAGNOSTIC, PA		1			1
BOCA CIEGA CENTER			1	100%	1
LUVERNE HEALTH AND REHABILITATION		1			1
ROSLYN INTERNAL MEDICINE		1			1
SUMMERFIELD PAIN MANAGEMENT			1	100%	1
SUSAN F. WILLIAMS M.D., P.A.			1	100%	1
ORANGE PEDIATRICS PA			1	100%	1
PROGENESIS INC			1	100%	1
CMC MERCY LABORATORY			1	100%	1
Accordius Health at Gastonia			1	100%	1
BEAUMONT REFERENCE LABORATORY			1	100%	1
Manassas Health & Rehab			1	100%	1
AZALEALAND NURSING HOME		1			1
Smg At Bridgewater Family Medicine		1			1
FAMILY MEDICAL CENTERS			1	100%	1
CHIPOLA QUICK CARE			1	100%	1
Ravenwood Speciality Care		1			1
LANGLADE			1	100%	1
NHC HealthCare St. Charles		1			1
CEPERO PEDIATRICS PA			1	100%	1
KEY BISCAYNE PEDIATRIC ASSOCIATES INC			1	100%	1
CQUENTIA NGS, LLC			1	100%	1
NIBHA MEDIRATTA MD PL			1	100%	1
SUNY AT STONY BROOK			1	100%	1
BUFFALO VAMC			1	100%	1
VITAL CARE			1	100%	1
MINUTECLINIC # 21110			1	100%	1
APALACHEE CENTER INC		1			1
LP ELIZABETHTON		1			1
NEW YORK PRESBYTERIAN HOSPITAL			1	100%	1
Freedom Pointe at The Villages			1	100%	1
URGENT CARE OF KANSAS CITY			1	100%	1
CYPRESS CREEK DIALYSIS CTR			1	100%	1
MEA PRIMARY CARE PLUS BYRAM			1	100%	1
ONslow COUNTY HEALTH DEPARTMENT			1	100%	1
HEART HOSPITAL OF LAFAYETTE: EMERGENCY ROOM			1	100%	1
RAMBAM URGENT CARE			1	100%	1
ALL CARE URGENT CARE			1	100%	1

COVID-19: testing by laboratory

Data through Jan 9, 2021 verified as of Jan 10, 2021 at 09:25 AM

Data in this report are provisional and subject to change.

The numbers in the table below represent the number of Florida and non-Florida residents for whom test results were received by the Department of Health. A person can be tested by more than one laboratory and can have both positive and negative results. **Therefore, the sum of the numbers in each column will be larger than the total number of people tested.**

Reporting lab	Inconclusive	Negative	Positive	Percent positive	Total
KEY WEST BRANCH MEDICAL CLINIC			1	100%	1
ADVANCED MEDICAL RESEARCH CENTER LLC			1	100%	1
PROVIDENCE HOSPITAL			1	100%	1
MARQUETTE GENERAL HOSPITAL			1	100%	1
LABORATORIO BUENA SALUD			1	100%	1
ENZO LABS INC			1	100%	1
Sears Coastal Nursing and Rehab		1			1
PARKWAY REGIONAL MEDICAL CENTER LAB			1	100%	1
HARBOUR ISLAND PEDIATRICS LLC			1	100%	1
OCCUPATIONAL HEALTH CENTER		1			1
LABORATORY COPRORATION OF AMERICA			1	100%	1
WATERS EDGE ELEMENTARY SCHOOL			1	100%	1
PEDIATRIC ASSOCIATES - MIAMI LAKES		1			1
MINUTECLINIC DIAG OF IND, LLC #6553		1			1
TALLAHASSEE MEMORIAL HEALTHCARE			1	100%	1
CLINICAL TRIALS OF TAMPA LLC		1			1
CLINIC OF PEDIATRICS & GI MEDICINE INC			1	100%	1
Brio of Johnston		1			1
Glenburn Home		1			1
MINUTECLINIC DIAGNOSTIC OF OHIO #6139		1			1
BLACKBERRY CENTER, THE		1			1
SOMA MEDICAL CENTER MD PA #7 ATTN PEDIATRICS			1	100%	1
Orchid Cove at Naples			1	100%	1
WMC HEALTH GROUP OF KISSIMMEE LLC			1	100%	1
COBLESKILL REGIONAL HOSPITAL		1			1
BAYLOR SCOTT AND WHITE MEDICAL CENTER -CENTENTENNIAL			1	100%	1
ATHENA PLASTIC SURGERY		1			1
SAN JOSE CLINIC		1			1
WATERTOWN URGENT CARE		1			1
PROVIDENCE PORTLAND MEDICAL CENTER		1			1
LIFE CARE CENTER OF GWINNETT		1			1
PALM SPRINGS GENERAL HOSPITAL			1	100%	1
POETS WALK SARASOTA			1	100%	1
SHANNON CLARK OD, PA			1	100%	1
EI Paso Health Care Center			1	100%	1
VISTA DEL SOL MED ASSOC		1			1
PUTNAM CO HOSPITAL-D/B/A ASBURY TOWERS		1			1
FALKVILLE HEALTHCARE		1			1
OMAHA VA MEDICAL CENTER			1	100%	1
PUBLIX PHARMACY #1114			1	100%	1
ORDRS, INC.			1	100%	1
EVEXIA DIAGNOSTICS			1	100%	1
WEST DADE PEDIATRICS			1	100%	1
FREEPORT ER DOX URGENT CARE		1			1
TEXAS HEALTH ARLINGTON MEMORIAL		1			1
Maple Lane Nursing Home		1			1
WINDSOR WOODS REHAB & HEALTHCARE CTR			1	100%	1

COVID-19: testing by laboratory

Data through Jan 9, 2021 verified as of Jan 10, 2021 at 09:25 AM

Data in this report are provisional and subject to change.

The numbers in the table below represent the number of Florida and non-Florida residents for whom test results were received by the Department of Health. A person can be tested by more than one laboratory and can have both positive and negative results. **Therefore, the sum of the numbers in each column will be larger than the total number of people tested.**

Reporting lab	Inconclusive	Negative	Positive	Percent positive	Total
Bivins Pointe			1	100%	1
EASTSIDE MEDICAL CLINIC		1			1
COLONIAL VILLA GOOD SAMARITAN CENTER		1			1
MEDICAL PAVILION CLINIC			1	100%	1
EDGAR PRICE FAMILY & CHILDREN HEALTHCARE CENTER			1	100%	1
SEACOAST PATHOLOGY PROFESSIONAL ASSOC		1			1
REGIONAL MEDICAL LABORATORY			1	100%	1
Carington Park			1	100%	1
ADVENTHEALTH PHYSICIAN GROUP - APPLEWOOD			1	100%	1
CORDOVA FAMILY PRACTICE			1	100%	1
WELLNOW URGENT CARE-OSWEGO			1	100%	1
UNIVERSITY OF MIAMI MILLER SCHOOL			1	100%	1
OPTIMAL MEDICINE INC		1			1
ULTIMATE ANALYSIS LABORATORY			1	100%	1
EXCEPTIONAL EMERGENCY CENTER			1	100%	1
CITRONELLE HEALTH AND REHABILITATION CENTER		1			1
MEDEXPRESS URGENT CARE - LAWRENCE		1			1
PHYSICIANS PRIMARY CARE LEHIGH PEDS			1	100%	1
DEPARTMENT OF HEALTH SERVICES			1	100%	1
BRIDGEWATER PARK ASSISTED LIVING LLC			1	100%	1
PINELLAS 1 HOME HEALTH CARE CORP		1			1
PRINCIPLE DIAGNOSTICS LLC			1	100%	1
SUNCREST OMNI		1			1
WEST VIRGINIA UNIVERSITY HOSPITALS			1	100%	1
DAVID LAWRENCE CENTER INC			1	100%	1
LOUNDY		1			1
WELLMED AT FORT PIERCE		1			1
LEE MEMORIAL HOSPITAL OUTPATIENT SURGERY CENTER			1	100%	1
SPARTANBURG REGIONAL MEDICAL CENTER			1	100%	1
MISSOURI DEPARTMENT OF HEALTH AND SENIOR SERVICES - STATE PH LAB		1			1
TENNOVA HEALTHCARE - CLEVELAND			1	100%	1
777 URGENT CARE			1	100%	1
PINEVILLE PHARMACY			1	100%	1
MINUTECLINIC DIAGNOSTICS OF OKLAHOMA		1			1
GOSHEN MEDICAL CENTER			1	100%	1
NEBRASKA DEPARTMENT OF HEALTH AND HUMAN SERVICES			1	100%	1
Trucare Living Centers - Columbus		1			1
MALUHIA		1			1
ANSWERS RESOURCE FACILITY		1			1
TUNIS STREET GROUP HOME		1			1
ELEMENTS PHARMACY			1	100%	1
PROVIDENCE ST. PATRICK HOSPITAL			1	100%	1
LABCORP OF AMERICA HOLDINGS		1			1
Eddy Memorial Geriatric Center		1			1
MEDICAL CENTER OF CENTRAL GEORGIA			1	100%	1
PRECISION CLINICAL RESEARCH			1	100%	1
LANCASHIRE HALL NURSING AND REHABILITATION CENTER		1			1

COVID-19: testing by laboratory

Data through Jan 9, 2021 verified as of Jan 10, 2021 at 09:25 AM

Data in this report are provisional and subject to change.

The numbers in the table below represent the number of Florida and non-Florida residents for whom test results were received by the Department of Health. A person can be tested by more than one laboratory and can have both positive and negative results. **Therefore, the sum of the numbers in each column will be larger than the total number of people tested.**

Reporting lab	Inconclusive	Negative	Positive	Percent positive	Total
RCP OF MEMORIAL WEST			1	100%	1
ADVENTHEALTH MEDICAL GROUP OBSTETRICS			1	100%	1
BLUEWATER TOXICOLOGY			1	100%	1
SEASONS HOSPICE AND PALLIATIVE CARE OF			1	100%	1
RICHICHI FAMILY HEALTH			1	100%	1
EMERGENCY CARE SERVICES LAB AT JFK MEDICAL CENTER			1	100%	1
INTERNAL MEDICINE GROUP OF CENTRAL FLORIDA			1	100%	1
BORINQUEN HEALTH CENTER			1	100%	1
IVY CREEK URGENT CARE OF ENTERPRISE			1	100%	1
URGENT DOC -NACOGODOCHES CLINIC			1	100%	1
OAKWOOD HOSPITAL - SOUTHSORE			1	100%	1
SANFORD PEDIATRIC ASSOCIATES, PA			1	100%	1
SOUTH BEND MEDICAL FOUNDATION			1	100%	1
Fairview			1	100%	1
LIFEGUARD AMBULANCE SERVICE LLC - BAY COUNTY			1	100%	1
ST VINCENTS AMBULATORY CARE INC			1	100%	1
LAKELAND REGIONAL HEALTH PABLO			1	100%	1
DESERT HOSPITAL/CPHU CLINICAL LABORATORY			1	100%	1
PROMUS DIAGNOSTICS, LLC			1	100%	1
LAS PALMAS MEDICAL CENTER			1	100%	1
CHILDREN'S MEDICAL CENTER-EAST ORLANDO			1	100%	1
ST JOHNS PEDIATRICS PA		1			1
LAKEVIEW HEALTH CARE SYSTEM LLC			1	100%	1
MINUTECLINIC DIAGNOSTIC OF RHODE ISLAN		1			1
Crisp Regional Nursing and Rehab Center		1			1
BEAUMONT HOSPITAL			1	100%	1
LITTLE FALLS HOSPITAL LABORATORY		1			1
METROPOLITAN			1	100%	1
LIFE CARE CENTER OF HILTON HEAD		1			1
HUNEYCUTT FAMILY PRACTICE			1	100%	1
SURGERY CENTER, THE			1	100%	1
SUN CLINICAL LABORATORIES			1	100%	1
JACKSON MADISON CO. GEN. HOSPITAL			1	100%	1
JAX FAMILY CARE		1			1
Fairhaven Retirement Community		1			1
MEDICAL ASSOCIATES OF THE SHOALS		1			1
FAMILY PRACTICE OF CENTRAL FLORIDA PA			1	100%	1
AMERICAN LAB LLC		1			1
ORCHID TERRACE		1			1
VISTA LAKE ASSISTED LIVING			1	100%	1
Kroger 390 - The Little Clinic North College Hill		1			1
EVANS FAMILY CARE PA			1	100%	1
Kroger 353 - The Little Clinic Harpers Point		1			1
FLAGLER CARE CENTER			1	100%	1
CVS HEALTH, #5962		1			1
ALLIANCE LABORATORY SERVICES			1	100%	1
LEXINGTON HOSPITAL CORPORATION			1	100%	1

COVID-19: testing by laboratory

Data through Jan 9, 2021 verified as of Jan 10, 2021 at 09:25 AM

Data in this report are provisional and subject to change.

The numbers in the table below represent the number of Florida and non-Florida residents for whom test results were received by the Department of Health. A person can be tested by more than one laboratory and can have both positive and negative results. **Therefore, the sum of the numbers in each column will be larger than the total number of people tested.**

Reporting lab	Inconclusive	Negative	Positive	Percent positive	Total
DISCOVERY AT HOME, LLC			1	100%	1
WINTER PARK MEMORIAL HOSPITAL LABORATORY		1			1
MINUTECLINIC INCORPORATE, LLC		1			1
CAROLINAS HEALTHCARE SYSTEM LAB			1	100%	1
UABC			1	100%	1
Rio Grande City Nursing and Rehab Center			1	100%	1
STONECREST MEDICAL CENTER		1			1
Acts Manor House		1			1
DSI LABORATORIES-NAPLES-7TH			1	100%	1
MEMORIAL HEALTH SYSTEM		1			1
SANTA ROSA PEDIATRICS			1	100%	1
MEDEXPRESS URGENT CARE - ROSS TOWNSHIP		1			1
SHAH			1	100%	1
MEDEXPRESS URGENT CARE - WICHITA, N MAIZE RD		1			1
HELGEMO & LIOU PEDIATRICS			1	100%	1
VIVEX/UMTB BIOMEDICAL			1	100%	1
SAINT BARNABAS MEDICAL CENTER		1			1
PEDRO L ORTEGA MD PA			1	100%	1
THE LITTLE CLINIC LLC			1	100%	1
BAYOU URGENT CARE			1	100%	1
PALM BEACH DIABETES AND ENDOCRINE SPECIALISTS, PA			1	100%	1
Cortland Acres Association		1			1
HEALTH EXPRESS		1			1
MEMORIAL HOSPITAL LOS BANOS			1	100%	1
LAKEVIEW TERRACE HOME HEALTH SERVICES LLC			1	100%	1
Imperial Healthcare Centre			1	100%	1
QUEST INC			1	100%	1
HEALTHCARE ASSOCIATES OF IRVING, LLP			1	100%	1
GEORGE WASHINGTON UNIVERSITY HOSPITAL			1	100%	1
MINUTE-CLINIC DIAGNOSTIC OF VIRGINIA,		1			1
XSTREMEMD			1	100%	1
AFTER HOURS PEDS			1	100%	1
AFTER HOURS CLINIC			1	100%	1
AURORA CONSOLIDATED LABORATORY			1	100%	1
UF HEALTH THE VILLAGES			1	100%	1
MOSOLF PEDIATRICS PA			1	100%	1
ALLEGANY COUNTY DEPARTMENT OF HEALTH		1			1
FRASER MEMORIAL HOSPITAL			1	100%	1
LAKE REGIONAL HEALTH			1	100%	1
SELF REGIONAL HEALTHCARE			1	100%	1
Kroger 49 - The Little Clinic Wichita - 21st St.			1	100%	1
SOUTHERN WINDS			1	100%	1
NEW ERA COMMUNITY HEALTH CENTER LLC		1			1
SYNERGENE LABORATORY			1	100%	1
DW MCMILLAN MEMORIAL HOSPITAL LABORATORY			1	100%	1
The Center at Centennial			1	100%	1
COMMONWEALTH OF VIRGINIA DIVISION OF CONSOLIDATED LABORATORY SERVICES			1	100%	1

COVID-19: testing by laboratory

Data through Jan 9, 2021 verified as of Jan 10, 2021 at 09:25 AM

Data in this report are provisional and subject to change.

The numbers in the table below represent the number of Florida and non-Florida residents for whom test results were received by the Department of Health. A person can be tested by more than one laboratory and can have both positive and negative results. **Therefore, the sum of the numbers in each column will be larger than the total number of people tested.**

Reporting lab	Inconclusive	Negative	Positive	Percent positive	Total
SUNCOAST COMMUNITY HEALTH CENTERS INC		1			1
NHLS		1			1
WINCHESTER HOSPITAL			1	100%	1
MED TECH CLINICAL LABORATORY		1			1
NORTH SHORE HEMATOLOGY-ONCOLOGY ASSOCIATES		1			1
CENTRAL TX URGENT CARE			1	100%	1
DECATUR MORGAN HOSPITAL - DECATUR GENE		1			1
LabCorp L#09258295 M#09258285			1	100%	1
NANCY M WORTHINGTON MD PA			1	100%	1
JMC TALLAHASSEE, LLC			1	100%	1
FLORIDA STATE UNIVERSITY HEALTH SERVICES			1	100%	1
Hillside Manor Rehabilitation and Extended Care Center		1			1
BOSTON MEDICAL CENTER			1	100%	1
NORTHEAST FLORIDA HEALTH SERVICES			1	100%	1
15 TO KNOW			1	100%	1
COSTCO PHARMACY #1023			1	100%	1
STANLY REGIONAL MEDICAL CENTER			1	100%	1
ONPOINT URGENT CARE			1	100%	1
MEDEXPRESS URGENT CARE - ANDERSON		1			1
MEMORIAL HERMANN HOSPITAL			1	100%	1
ENCOMPASS HEALTH REHABILITATION			1	100%	1
SONORAN DESERT PATHOLOGY			1	100%	1
ARTHREX MEDICAL CENTER EAST			1	100%	1
MEMORIALCARE LONG BEACH MEDICAL CENTER			1	100%	1
NATION'S BEST CARE HOME HEALTH			1	100%	1
CROSSROADS URGENT CARE DBA URGENT TEA		1			1
LEGACY AT HIGHWOODS PRESERVE		1			1
Seal Rock Healthcare		1			1
OCALA REGIONAL DIALYSIS- NORTH			1	100%	1
HAMILTON CHD		1			1
QUALITY CLINICAL LAB LLC			1	100%	1
CAREWELL URGENT CARE FITCHBURG			1	100%	1
MINUTECLINIC DIAGNOSTIC OF TN PC #240		1			1
SAINT JOSEPH'S HOSPITAL AND MEDICAL CENTER		1			1
IMMY LABS			1	100%	1
MINUTECLINIC DIAGNOSTIC OF TN, PC 6304		1			1
CRUSADER COMMUNITY HEALTH			1	100%	1
CARSON NURSING AND REHABILITATION CENT		1			1
ABBOTT LABORATORIES - OCCUPATIONAL HEALTH SERVICES			1	100%	1
MERITER LABORATORIES			1	100%	1
TREASURE COAST COMMUNITY HEALTH INC			1	100%	1
ASCENSION ST VINCENT'S - WESTSIDE			1	100%	1
DEACONESS URGENT CARE CENTER			1	100%	1
BAPTIST HEALTH EXPRESS CARE			1	100%	1
ACCESS RECOVERY SOLUTIONS LLC			1	100%	1
MISSION HOSPITAL			1	100%	1
Lynwood		1			1

COVID-19: testing by laboratory

Data through Jan 9, 2021 verified as of Jan 10, 2021 at 09:25 AM

Data in this report are provisional and subject to change.

The numbers in the table below represent the number of Florida and non-Florida residents for whom test results were received by the Department of Health. A person can be tested by more than one laboratory and can have both positive and negative results. **Therefore, the sum of the numbers in each column will be larger than the total number of people tested.**

Reporting lab	Inconclusive	Negative	Positive	Percent positive	Total
ST VINCENT'S AMBULATORY CARE INC			1	100%	1
DOCTORS CARE - GREER		1			1
Crowne Place Assisted Living		1			1
BAPTIST HOSPITAL LABORATORY			1	100%	1
MEDICAL CENTER			1	100%	1
HEALTH EXPRESS URGENT CARE			1	100%	1
Kroger 419 - The Little Clinic Farmington/Exeter		1			1
TMH PHYSICIAN PARTNERS			1	100%	1
SACRED HEART HEALTH SYSTEM- MIDWIFE PROGRAM			1	100%	1
MEDEXPRESS - WILMINGTON CONCORD PIKE		1			1
SOUTHWEST FLORIDA DIVISION LAB			1	100%	1
BERGEN NEW BRIDGE M		1			1
BOND COUNTY HEALTH DEPARTMENT			1	100%	1
Strasburg Care Center		1			1
NEVADA DEPARTMENT OF HEALTH AND HUMAN SERVICES			1	100%	1
Shoreline Care Center			1	100%	1
LAWRENCE GENERAL HOSPITAL			1	100%	1
HCL LABORATORIES			1	100%	1
CHESAPEAKE REGIONAL MEDICAL CENTER			1	100%	1
SONNI'S PEDIATRICS			1	100%	1
CELEBRATION HOSPITAL			1	100%	1
TANGLEWOOD MANOR		1			1
PHYSICIANS PREMIER			1	100%	1
JOSEPH SCHENKER MD PC		1			1
CFCH - FROSTPROOF			1	100%	1
CARESPOT EXPRESS HEALTHCARE BOYNTON BEACH			1	100%	1
MC DIAGNOSTIC OF CONNECTICUT, PC #252			1	100%	1
LAKE BALDWIN			1	100%	1
MEADOWS PARK HEALTH AND REHABILITATION		1			1
CARESPOT - LEE VISTA			1	100%	1
WELLMED AT LINEBAUGH AVE			1	100%	1
MERITUS MEDICAL CENTER			1	100%	1
Kroger - KRO70300083			1	100%	1
DOCTORS CARE - AIKEN MALL			1	100%	1
MEDICAL ASSOCIATES OF BREVARD LLC		1			1
TAMPA HEALTH CARE PROVIDERS PA		1			1
MEDONE URGENT CARE			1	100%	1
LAKE CONWAY URGENT CARE LLC		1			1
CARE CENTERS OF NASSAU, LLC - HENDRICKS RD		1			1
STRINGFELLOW MEMORIAL HOSPITAL		1			1
FAIRVIEW SOUTHDALE			1	100%	1
CLERMONT PEDIATRICS, PA			1	100%	1
HARRIS URGENT CARE CENTER			1	100%	1
GOOD SAMARITAN SOCIETY - DE SMET		1			1
PORTSMOUTH REG. HOSPITAL			1	100%	1
Community Care Center of Heritage House, LLC			1	100%	1
ADVANCED URGENT CARE CENTER			1	100%	1

COVID-19: testing by laboratory

Data through Jan 9, 2021 verified as of Jan 10, 2021 at 09:25 AM

Data in this report are provisional and subject to change.

The numbers in the table below represent the number of Florida and non-Florida residents for whom test results were received by the Department of Health. A person can be tested by more than one laboratory and can have both positive and negative results. **Therefore, the sum of the numbers in each column will be larger than the total number of people tested.**

Reporting lab	Inconclusive	Negative	Positive	Percent positive	Total
COVENANT HEALTH		1			1
BROOKS -TLC HOSPITAL SYSTEM			1	100%	1
MEDEXPRESS URGENT CARE - WESTFIELD, E MAIN ST			1	100%	1
Chateau Living Center			1	100%	1
ORMC-ARDEN/EOI			1	100%	1
CONTINENTAL HOME HEALTH CARE INC			1	100%	1
WILSON MEMORIAL HOSPITAL			1	100%	1
NORTHEAST TEXAS DIALYSIS		1			1
BROOKDALE PALM COAST		1			1
MEDEXPRESS URGENT CARE - BROOKHAVEN		1			1
Rehab Select of Talladega		1			1
LSU MEDICAL CENTER			1	100%	1
ORLANDO HEALTH PHYSICIAN GROUP			1	100%	1
RAJ K PAI MD PA			1	100%	1
TENNOVA ER - SANGO			1	100%	1
Kroger 524 - The Little Clinic Iron Bridge Road		1			1
ST. PETERSBURG PEDIATRICS-SEMINOLE			1	100%	1
DONALSONVILLE HOSPITAL			1	100%	1
ALPHA 1 ANTITRYPSIN RESEARCH PROGRAM			1	100%	1
Central Park Healthcare & Rehabilitation Center		1			1
SUMMIT LABORATORY			1	100%	1
Kroger 379 - The Little Clinic Stony Brook		1			1
AFFILIATED LABORATORIES INC			1	100%	1
MEASE MANOR INC			1	100%	1
PORT ORANGE NURSING & REHAB			1	100%	1
ACCESS MEDICAL GROUP OF TAMPA INC			1	100%	1
MINUTECLINIC, LLC #1452		1			1
HARBORCHASE OF VILLAGES CROSSING			1	100%	1
SPECTRUM LABORATORY			1	100%	1
BIOMAT ORLANDO		1			1
MOUNT ST MARYS HOSPITAL OF NIAGARA FALLS			1	100%	1
TWIN			1	100%	1
Metairie Healthcare Center			1	100%	1
HOWELL BRANCH COURT			1	100%	1
COMMUNICABLE DISEASE CONTROL/PUBLIC HEALTH EMERGENCY PREPAREDNESS			1	100%	1
MILFORD REGIONAL HOSPITAL			1	100%	1
ARNOLD PALMER HOSPITAL LAB POCT		1			1
BASCOM PALMER-MICRO LAB			1	100%	1
Ramsey Village		1			1
PARK AVENUE DERMATOLOGY NORTH			1	100%	1
PARTNERS IN PRIMARY CARE		1			1
OCALA REGIONAL KIDNEY CENTER EAST			1	100%	1
ELLIS HOSPITAL URGENT CARE CENTER LAB		1			1
NEW ERA HEALTH CENTER INC		1			1
TRAVIS LEE THOMPSON MD			1	100%	1
PRIORITY CARE LLC			1	100%	1
Vibrallife of El Paso Rehabilitation Center			1	100%	1

COVID-19: testing by laboratory

Data through Jan 9, 2021 verified as of Jan 10, 2021 at 09:25 AM

Data in this report are provisional and subject to change.

The numbers in the table below represent the number of Florida and non-Florida residents for whom test results were received by the Department of Health. A person can be tested by more than one laboratory and can have both positive and negative results. **Therefore, the sum of the numbers in each column will be larger than the total number of people tested.**

Reporting lab	Inconclusive	Negative	Positive	Percent positive	Total
MINUTECLINIC DIAGNOSTIC, PA #10252		1			1
ANMED HEALTH MEDICAL CENTER			1	100%	1
MEDOR/ACC SYNCHRONY			1	100%	1
FRANKLIN CBOC			1	100%	1
Florence Home		1			1
EVERGREEN NURSING HOME		1			1
MIDWAY SPECIALTY CARE CENTER INC		1			1
RIVERSIDE METHODIST HOSPITAL LAB			1	100%	1
Mercy Manor Transition Center			1	100%	1
NORTH SHORE MEDICAL CENTER - SALEM HOSPITAL			1	100%	1
FLORIDA HOSPITAL ORMOND BEACH			1	100%	1
RABI SINHA, MD		1			1
ADVANCED URGENT CARE PLLC		1			1
HOLSTON MEDICAL GROUP		1			1
CLUB HEALTH AND REHABILITATION CENTER, THE		1			1
Redwood Springs Healthcare			1	100%	1
DOC PAM PA		1			1
BEAUMONT HOSPITAL, GROSSE POINTE			1	100%	1
FELD ENTERTAINMENT			1	100%	1
MADISON AT OVIEDO			1	100%	1
USC VERDUGO HILLS HOSPITAL			1	100%	1
ST. LUKE'S HOSPITAL			1	100%	1
Integrity Healthcare of Carbondale			1	100%	1
ICARE		1			1
NORTHSIDE HOSPITAL DULUTH			1	100%	1
LIFELINK OF FLORIDA			1	100%	1
DASCENA LAB			1	100%	1
MINUTECLINIC DIAGNOSTIC OF OHIO #3407		1			1
CONCIERGE INTERNAL MEDICINE ASSOCIATES			1	100%	1
Signature Healthcare of Savannah		1			1
SANTA CLARA VALLEY MEDICAL CENTER			1	100%	1
UNIVERSITY COMMUNITY HEALTH SERVICES			1	100%	1
MDS PHARMA SERVICES		1			1
ADVENTHEALTH IMAGING LAKE NONA			1	100%	1
HEALTH PLUS SUNRISE MEDICAL OFFICE			1	100%	1
LABORATORIO MEDICO CENTRAL CONDOMINO MD			1	100%	1
TREASURE COAST PRIMARY CARE		1			1
LCMC LAB SUBSECTION		1			1
VETERANS AFFAIRS MEDICAL CENTER - EAST ORANGE			1	100%	1
HEALTH ALLIANCE			1	100%	1
CATHEDRAL GERONTOLOGY CENTER DBA CATHEDRAL CARES			1	100%	1
LARKIN COMMUNITY HOSPITAL PALM SPRINGS CAMPUS			1	100%	1
DEPARTMENT OF HEALTH/ NEW YORK			1	100%	1
SUTTER GOULD MEDICAL FOUNDATION			1	100%	1
IRA FIALKO DO			1	100%	1
Lutheran Community at Telford		1			1
ALLIED PHYSICIANS GROUP		1			1

COVID-19: testing by laboratory

Data through Jan 9, 2021 verified as of Jan 10, 2021 at 09:25 AM

Data in this report are provisional and subject to change.

The numbers in the table below represent the number of Florida and non-Florida residents for whom test results were received by the Department of Health. A person can be tested by more than one laboratory and can have both positive and negative results. **Therefore, the sum of the numbers in each column will be larger than the total number of people tested.**

Reporting lab	Inconclusive	Negative	Positive	Percent positive	Total
WALGREEN#12147		1			1
MORGAN STANELY HEALTH CENTER		1			1
CAREHERE LLC			1	100%	1
MEDEXPRESS URGENT CARE - LITTLE ROCK		1			1
Victory Health and Rehabilitation			1	100%	1
KANSAS CITY VA MEDICAL CENTER			1	100%	1
PROVIDENCE ST PETER HOSPITAL		1			1
BRUCE S WEST MD			1	100%	1
CONSOLIDATED			1	100%	1
COLLINS NURSING HOME		1			1
CVS MINUTE CLINIC #5836		1			1
NITIN BAWA PROFESSIONAL ASSOCIATES			1	100%	1
PHYSICIANS URGENT CARE			1	100%	1
MINUTECLINIC DIAGNOSTIC OF NEW MEXICO LLC #7552		1			1
PHYSICIAN ASSOCIATES, LLC			1	100%	1
MEDAC AT PORTERS NECK			1	100%	1
JACKSONVILLE STATEFL			1	100%	1
TALLAHASSEE PRIMARY CARE ASSOCIATES PA			1	100%	1
HEALTH FIRST MEDICAL GROUP LLC			1	100%	1
JOHN KNOX MANOR INC II			1	100%	1
SYNEOS HEALTH			1	100%	1
SARHA DOCTORS CENTER			1	100%	1
Bolingreen Health and Rehabilitation		1			1
MEMORIAL HERMANN SOUTHWEST HOSPITAL			1	100%	1
ARLINGTON ADULT RESIDENTIAL FACILITY, INC			1	100%	1
CLIFTON-FINE HOSPITAL LABORATORY		1			1
CHNJ		1			1
Villa Maria			1	100%	1
ST JOSEPHS HOSPITAL SOUTH HOSPITAL			1	100%	1
PALMA CEIA MED GROUP-SWANN		1			1
ALTA BATES SUMMIT MEDICAL CENTER CLINICAL LAB			1	100%	1
HARRINGTON PARK HEALTH AND REHAB		1			1
PASCO COUNTY HEALTH DEPARTMENT			1	100%	1
FLORIDA DEPARTMENT OF HEALTH SEMINOLE COUNTY		1			1
DORAL KIDNEY CENTER			1	100%	1
ALLEGHENY GENERAL HOSPITAL			1	100%	1
LOUISIANA STATE LAB			1	100%	1
SILVERMAN			1	100%	1
TMH PHYSICIAN PARTNERS QUINCY			1	100%	1
NEMOURS CHILDREN'S PRIMARY CARE			1	100%	1
INTERMOUNTAIN MEDICAL CENTER			1	100%	1
Juniper Village at Bucks County		1			1
MEDCARE QUALITY MEDICAL CENTER LLC			1	100%	1
COMMUNITY MEDICAL CENTER-ORANGE CITY		1			1
HALEYVILLE HEALTH CARE CENTER		1			1
NATIONAL INSTITUTES OF HEALTH CLINICAL CENTER			1	100%	1
ARCADIA DIALYSIS CENTER			1	100%	1

COVID-19: testing by laboratory

Data through Jan 9, 2021 verified as of Jan 10, 2021 at 09:25 AM

Data in this report are provisional and subject to change.

The numbers in the table below represent the number of Florida and non-Florida residents for whom test results were received by the Department of Health. A person can be tested by more than one laboratory and can have both positive and negative results. **Therefore, the sum of the numbers in each column will be larger than the total number of people tested.**

Reporting lab	Inconclusive	Negative	Positive	Percent positive	Total
ATHENS LIMESTONE HOSPITAL		1			1
BAPTIST HOSPITAL OF MIAMI MCI BROWARD LABORATORY			1	100%	1
TEVAPHARM			1	100%	1
MINUTE CLINIC DIAGNOSTIC OF VIRGINIA, LLC #6292		1			1
COMMUNITY PHYSICIANS OF NORTH PORT PA			1	100%	1
MOUNT SINAI MEDICAL CENTER OF FLORIDA, INC			1	100%	1
CENTRAL FLORIDA PRIMARY CARE			1	100%	1
Robert Wood Johnson University Hospital			1	100%	1
EAST TENNESSEE STATE UNIVERSITY		1			1
Oregon Veterans Home The Dalles		1			1
CAREWELL 203			1	100%	1
UCH LAB			1	100%	1
MINUTECLINIC DIAG OF IND, LLC #6697		1			1
TITUS REGIONAL MEDICAL CENTER			1	100%	1
HARMONY HEALTHCARE ORLANDO INC		1			1
SMITH KLINE			1	100%	1
MEMORIAL HEALTH UNIVERSITY MEDICAL CENTER			1	100%	1
CVS HEALTH, #2043		1			1
ENCOMPASS HEALTH HOME HEALTH		1			1
DR PHILLIPS CENTER FOR WELLNESS		1			1
ANY LAB TEST NOW JACKSONVILLE		1			1
DAVITA DIALYSIS-NORTH			1	100%	1
Monument Health Strugis Care Center		1			1
INDIAN RIDGE		1			1
ST. VINCENT HOSPITAL			1	100%	1
MERRILL GARDENS AT CHAMPIONSGATE			1	100%	1
Consulate Health Care of Orange Park		1			1
DERMDX, DIV OF AURORA DIAGNOSTICS/BERNHARDT LAB		1			1
Waters of Covington		1			1
LAKEVIEW HEALTHCARE SYSTEM LLC			1	100%	1
Kroger 619 - The Little Clinic Hendersonville Indian Lake		1			1
INDIAN RIVER CLINICAL LABORATORY, INC.		1			1
PRIME CARE FAMILY MEDICINE			1	100%	1
MEDEXPRESS URGENT CARE - LINCOLN		1			1
ADVENTHEALTH MEDICAL GROUP ADULT AND SENIOR HEALTH			1	100%	1
FRESENIUS KIDNEY CARE FORT WALTON BEACH			1	100%	1
SARASOTA MEMORIAL HOSPITAL		1			1
SOUTH MIAMI HOSPITAL			1	100%	1
GAMMA HEALTHCARE, INC		1			1
PEDIATRIC ASSOCIATES - JACKSONVILLE			1	100%	1
HIGHLANDS CLINICAL LABORATORY			1	100%	1
Miller Health Care Center			1	100%	1
VALLEY HOSPITAL MEDICAL CENTER		1			1
SERENADES BY SONATA		1			1
GADSDEN FAMILY PRACTICE		1			1
CENTRAL FL INTERNAL MEDICINE ASSOCIATES LLC		1			1
KENDALL PEDIATRICS PARTNERS LLC			1	100%	1

COVID-19: testing by laboratory

Data through Jan 9, 2021 verified as of Jan 10, 2021 at 09:25 AM

Data in this report are provisional and subject to change.

The numbers in the table below represent the number of Florida and non-Florida residents for whom test results were received by the Department of Health. A person can be tested by more than one laboratory and can have both positive and negative results. **Therefore, the sum of the numbers in each column will be larger than the total number of people tested.**

Reporting lab	Inconclusive	Negative	Positive	Percent positive	Total
KAISER PERMANENTE REGIONAL REFERENCE LABORATORY		1			1
Luther Acres Manor		1			1
Henry County Health and Rehabilitation		1			1
ROBERTS WESLEYAN COLLEGE HEALTH CENTE		1			1
ADVANCED LABORATORY SERVICES			1	100%	1
ABSOLUTE HEALTH INTERNAL MEDICINE AND PEDIATRICS		1			1
BREVARD FAMILY WALK IN CLINIC			1	100%	1
MEDEXPRESS URGENT CARE - TOPEKA, SW WANAMAKER RD		1			1
Good Samaritan Society - Albion		1			1
SUNCOAST TECHNICAL COLLEGE SCHOOL OF HEALTH		1			1
MID FLORIDA BIOLOGICALS			1	100%	1
ARIZONA STATE LABORATORY			1	100%	1
CARENOW URGENT CARE-HENDERSONVILLE		1			1
PUBLIC HEALTH LABORATORIES			1	100%	1
NABI		1			1
EAST END PEDIATRICS		1			1
HARDIN MEMORIAL HOSPITAL - HEARTLAND PATHOLOGY CONSULTANTS			1	100%	1
FLORIDA HEART AND VASCULAR MULTISPECIALTY GROUP PA			1	100%	1
BIOLOGICAL AND CHEMICAL EMERGENCIES LABORATORY			1	100%	1
CLEVELAND CLINIC OUTPATIENT LABORATORY			1	100%	1
Autumn Care of Suffolk		1			1
TMH URGENT CARE CENTER			1	100%	1
MARTIN HEALTH PHYSICIAN GROUP			1	100%	1
DOYLESTOWN HOSPITAL			1	100%	1
Kroger 739 - The Little Clinic La Grange Road		1			1
CLEVELAND HEARTLAB			1	100%	1
GENEVA FAMILY HEALTH			1	100%	1
ST.ELIZABETH HEALTH CENTER	1				1
CLARE BRIDGE OF CAPE CORAL		1			1
ER NEAR ME HULEN		1			1
Arch Plaza Nursing and Rehabilitation Center			1	100%	1
THE INTERNAL MEDICAL GROUP		1			1
MEDEXPRESS URGENT CARE - FORT SMITH		1			1
MINUTECLINIC MINUTECLINIC #3665		1			1
FLORIDA EPIDEMIOLOGY PROGRAM			1	100%	1
CANDLER HOSPITAL			1	100%	1
SEWALLS POINT PHARMACY INC			1	100%	1
EVENTIDE LUTHERAN HOME		1			1
CVS MINUTE CLINIC DIAGNOSTIC MED GRP OF CAL		1			1
MEDICAL CLINIC OF HOUSTON			1	100%	1
SV MOBILE HEALTH			1	100%	1
ST. LUKES HOSPITAL			1	100%	1
SIGNATURE CARE MIDLAND			1	100%	1
ROCKLEDGE HEALTH & REHABILITATION CENTER			1	100%	1
MED CHOICE CENTER OF NORTH MIAMI			1	100%	1
AUTUMN HOUSE			1	100%	1
CALIFORNIA PUBLIC HEALTH LABORATORY			1	100%	1

COVID-19: testing by laboratory

Data through Jan 9, 2021 verified as of Jan 10, 2021 at 09:25 AM

Data in this report are provisional and subject to change.

The numbers in the table below represent the number of Florida and non-Florida residents for whom test results were received by the Department of Health. A person can be tested by more than one laboratory and can have both positive and negative results. **Therefore, the sum of the numbers in each column will be larger than the total number of people tested.**

Reporting lab	Inconclusive	Negative	Positive	Percent positive	Total
VA OPTOMETRY CLINIC			1	100%	1
CACERES SPECIALIZED GYNECOLOGY		1			1
LAURELLWOOD NURSING CENTER		1			1
THE HEART HOSPITAL BAYLOR PLANO			1	100%	1
Kroger 758 - The Little Clinic Providence		1			1
GREATER TAMPA AT HOME			1	100%	1
Elm Crest Senior Living Community		1			1
OXY-GENLAB			1	100%	1
Summit Medical Group Morristown Oncology		1			1
THE CHILDREN'S HOSPITAL OF PHILADELPHIA		1			1
NORTH SHORE HEMATOLOGY-ONCOLOGY ASSOCI		1			1
ROAN MOUNTAIN MEDICAL CENTER			1	100%	1
SHARON REGIONAL MEDICAL CENTER			1	100%	1
LAB PLUS, LLC			1	100%	1
QUICK CARE MED WALK IN AND URGENT CARE			1	100%	1
BEAUFORT MEMORIAL			1	100%	1
ADVENT HEALTH - OWASA			1	100%	1
DIGNITY HEALING LLC			1	100%	1
MINUTECLINIC, LLC #4507		1			1
URGENT CARE OF FORT LAUDERDALE INC			1	100%	1
EXAC CARE CROSSVILLE		1			1
RIVERSIDE MEDICAL CENTER		1			1
Village Crest Center for Health & Rehabilitation		1			1
MINUTECLINIC DIAG OF IND, LLC #6908		1			1
APPLECARE VALDOSTA			1	100%	1
FLAGLER PROFESSIONAL HEALTH CARE SERVICES INC		1			1
Tremont Health & Rehabilitation Center		1			1
THE EDGEWATER AND WATERMAN VILLAGE			1	100%	1
LOURDES URGENT CARE			1	100%	1
PRIMACARE MEDICAL LAKEWOOD			1	100%	1
COVID RAPID LABS			1	100%	1
MEDEXPRESS-DOVER		1			1
Birmingham Nursing & Rehab Center		1			1
UF HEALTH - WILDLIGHT			1	100%	1
LOPEZ		1			1
THE CLINIC ON SIXTH			1	100%	1
CORIZON HEALTH INC			1	100%	1
Kroger 717 - The Little Clinic Dolphin Drive			1	100%	1
CARESPOT - OCOEE			1	100%	1
ST JOHNS EPISCOPAL HOSPITAL SOUTH SHORE		1			1
STEWARD FLORIDA ALF, INC			1	100%	1
PM PEDIATRICS PC			1	100%	1
PULMONARY MEDICINE		1			1
CUSTOM SCRIPTS PHARMACY		1			1
NEMOURS CHILDRENS PRIMARY CARE CLERMONT			1	100%	1
441 URGENT CARE CENTER - BROWNWOOD			1	100%	1
MAYO CLINIC OUTPATIENT DIALYSIS CENTER			1	100%	1

COVID-19: testing by laboratory

Data through Jan 9, 2021 verified as of Jan 10, 2021 at 09:25 AM

Data in this report are provisional and subject to change.

The numbers in the table below represent the number of Florida and non-Florida residents for whom test results were received by the Department of Health. A person can be tested by more than one laboratory and can have both positive and negative results. **Therefore, the sum of the numbers in each column will be larger than the total number of people tested.**

Reporting lab	Inconclusive	Negative	Positive	Percent positive	Total
MEDEXPRESS URGENT CARE-MEADVILLE			1	100%	1
UNIVERSITY OF IOWA HOSPITALS & CLINICS			1	100%	1
ST GERARD'S COMMUNITY OF CARE		1			1
THE MEDICAL CENTER AT BOWLING GREEN			1	100%	1
MAYO CLINICAL LABORATORIES		1			1
OAK HAVEN REHAB AND NURSING CENTER			1	100%	1
MOUNT SINAI COMPREHENSIVE CANCER CENTER			1	100%	1
LOWER KEYS COMMUNITY HEALTH CENTER			1	100%	1
MEDEXPRESS URGENT CARE - DERBY N ROCK		1			1
MAURY REGIONAL MEDICAL CENTER		1			1
Community Compassion Center of Batesville			1	100%	1
Falmouth By The Sea			1	100%	1
PRIMEX CLINICAL LABORATORIES INC			1	100%	1
LAKE MARY OPTUM FLORIDA			1	100%	1
WALGREENS #01398			1	100%	1
Jacaranda Manor			1	100%	1
SANFORD LABORATORIES WATERTOWN			1	100%	1
HEALTHCARE FOR THE HOMELESS			1	100%	1
Douglas County Health Center		1			1
DUKE HEALTH REGIONAL HOSPITAL			1	100%	1
POINTE MEDICAL SERVICES INC			1	100%	1
Heartland of Perrysburg		1			1
DAVENPORT PEDIATRICS CLERMONT PA		1			1
Oakland Nursing and Rehabilitation Center		1			1
Valley Center (WV)			1	100%	1
BROOKSHIRE, THE			1	100%	1
PRIMARY CARE & PEDIATRICS - SHEPHERSTOWN		1			1
GRAND VIEW HOSPITAL			1	100%	1
CSL PLASMA LAB			1	100%	1
INFECTION CONTROL DEPT			1	100%	1
MCH PHYSICIANS GROUP			1	100%	1
VA COMMUNITY BASED CLINIC - LAKE CITY			1	100%	1
Winter Park Care and Rehab			1	100%	1
FLORIDA HEALTH CARE MEDICAL GROUP		1			1
PEDIATRIC URGENT CARE CENTR OF FORT WORTH-LA GRAN			1	100%	1
OHIOHEALTH URGENT CARE			1	100%	1
MEDEXPRESS URGENT CARE - MARTINSVILLE		1			1
MINUTE CLINIC DIAGNOSTIC OF TN PC #64		1			1
Moab Regional Hospital			1	100%	1
MID-FLORIDA PATHOLOGY LLC - MOBILE UNIT # 3			1	100%	1
GENESIS HEALTH SYSTEM			1	100%	1
LADY OF THE SEA HOSPITAL LAB			1	100%	1
Eagle Health and Rehabilitation		1			1
ADVENTHEALTH DURAND			1	100%	1
CHOTA COMMUNITY HEALTH SERVICES		1			1
CLEVELAND CLINIC OHIO LABORATORIES			1	100%	1
BRIDGE DIAGNOSTICS			1	100%	1

COVID-19: testing by laboratory

Data through Jan 9, 2021 verified as of Jan 10, 2021 at 09:25 AM

Data in this report are provisional and subject to change.

The numbers in the table below represent the number of Florida and non-Florida residents for whom test results were received by the Department of Health. A person can be tested by more than one laboratory and can have both positive and negative results. **Therefore, the sum of the numbers in each column will be larger than the total number of people tested.**

Reporting lab	Inconclusive	Negative	Positive	Percent positive	Total
RIDGEFIELD PEDIATRIC ASSOCIATES		1			1
MEDEX CLINIC LLC			1	100%	1
GRAND VILLA OF LAKE LAND		1			1
MINUTECLINIC LLC (2335)		1			1
Avera Sr. James Care Center		1			1
UMASS MEMORIAL MEDICAL CENTER, INC		1			1
WEST COAST CLINICAL LABS INC			1	100%	1
AUGUSTA HEALTH CLINICAL LABORATORY			1	100%	1
UNIVERSITY OF VERMONT MEDICAL CENTER			1	100%	1
NEW YORK UNIVERSITY MEDICAL CENTER			1	100%	1
RENOWN REGIONAL MEDICAL CENTER			1	100%	1
ALBANY MEDICAL CENTER			1	100%	1
HOUSTON DEPARTMENT OF HEALTH AND HUMAN SERVICES			1	100%	1
FIVE STAR PREMIER RESIDENCES OF POMPANO BEACH			1	100%	1
UNLIMITED MEDICAL SERVICES OF FL PL DBA		1			1
OAKMONTE VILLAGE OF DAVIE			1	100%	1
ODYSSEY HEALTH CARE OF MARION COUNTY LLC		1			1
NAVARRO MEDICAL CENTERS LLC			1	100%	1
WILSON PEDIATRICS			1	100%	1
DOCTORS AFTER HOURS URGENT CARE CENTER			1	100%	1
LOGAN COUNTY HOSPITAL			1	100%	1
SOUTHEASTERN HEALTH FACILITES, INC		1			1
HENRY FORD WEST BLOOMFIELD HOSPITAL			1	100%	1
MEMORIAL HOSPITAL - BELLEVILLE			1	100%	1
FLORIDA SCHOOL FOR THE DEAF AND THE BLIND			1	100%	1
KIDSVILLE PEDIATRICS IV PA		1			1
Diversicare of Smyrna		1			1
HUMILITY OF MARY HEALTH PARTNERS			1	100%	1
GIBSON AREA PRIMARY CARE			1	100%	1
SARASOTA MEDICAL CENTER			1	100%	1
ROYAL OAK MEDICAL CENTER LLC DBA CHARACTER FAMILY			1	100%	1
NORTH RIVER FAMILY HEALTH CENTER			1	100%	1
TMH CANCER CENTER LABORATORY			1	100%	1
EAST FL CORE LAB			1	100%	1
PUBLIX PHARMACY # 1236			1	100%	1
STEWART MEDICAL GROUP INC			1	100%	1
JOSHUA E CHESIR MD		1			1
GRAND VILLA OF SARASOTA			1	100%	1
STEPHENS COUNTY HOSPITAL			1	100%	1
Sherwood Oaks Health Center			1	100%	1
JOHNSON & JOHNSON VISION CARE-VISTAKON			1	100%	1
LIFELINK TRANSPLANT INSTITUTE LAB			1	100%	1
UF KANAPAHA LAB BEAKER		1			1
MINUTECLINIC #8760		1			1
NORTHWEST FLORIDA SPECIALTY PHYSICIANS LLC		1			1
SOUTHWEST ORLANDO FAMILY MEDICINE, PL			1	100%	1
PINNACLE DIALYSIS		1			1

COVID-19: testing by laboratory

Data through Jan 9, 2021 verified as of Jan 10, 2021 at 09:25 AM

Data in this report are provisional and subject to change.

The numbers in the table below represent the number of Florida and non-Florida residents for whom test results were received by the Department of Health. A person can be tested by more than one laboratory and can have both positive and negative results. **Therefore, the sum of the numbers in each column will be larger than the total number of people tested.**

Reporting lab	Inconclusive	Negative	Positive	Percent positive	Total
ASSOCIATES MD MEDICAL GROUP INC			1	100%	1
PREMIER PEDIATRICS			1	100%	1
BAYMEADOWS PEDIATRIC CARE		1			1
University Plaza Rehabilitation and Nursing			1	100%	1
HENRY FORD HOSPITAL			1	100%	1
UNIVERSITY OF SOUTH FLORIDA			1	100%	1
FLORIDA CLINICAL RESEARCH CENTER, LLC			1	100%	1
MEDEXPRESS URGENT CARE - SPRINGFIELD, COOLEY ST		1			1
SV DIAGNOSTIC LAB			1	100%	1
CENTRAL CAROLINA HOSPITAL			1	100%	1
GATEWAY HEALTHCARE, PC			1	100%	1
NORTH BROWARD MEDICAL CENTER			1	100%	1
HAYS CLINICAL LAB			1	100%	1
WillowBrooke Court at Westminster Village		1			1
LANTANA HC LAB			1	100%	1
UMASS MEMORIAL/MARLBORO HOSPITAL			1	100%	1
BROOKS REHAB			1	100%	1
ROCKWALL URGENT CARE			1	100%	1
POPLAR HEALTHCARE			1	100%	1
Senatobia Healthcare & Rehab		1			1
PALM BAY URGENT CARE PL		1			1
SIMPLY HEALTHCARE AND WELLNESS CLINIC, PC			1	100%	1
MEDSTAR HEALTH URGENT CARE			1	100%	1
ADVANCED INDIVIDUALIZED MEDICINE OF NAPLES			1	100%	1
WINTER GARDEN CHILDREN'S HEALTH CENTERS			1	100%	1
Peninsula Nursing and Rehabilitation Center		1			1
NORTHERN KENTUCKY HEALTH DEPARTMENT			1	100%	1
WW Chem Auto SS			1	100%	1
HALIFAX HEALTH PRIMARY CARE			1	100%	1
ORLANDO HEALTH MEDICAL GROUP			1	100%	1
BAYCARE OUTREACH LAB WH SOUTH			1	100%	1
FLORIDA FAMILY LABORATORY		1			1
HARBOR BEACH NURSING AND REHABILITATION CENTER			1	100%	1
SOLARIS HEALTHCARE PLANT CITY		1			1
MINUTE CLINIC DIAGNOSTIC PA			1	100%	1
TITUSVILLE REHABILITATION AND NURSING CENTER		1			1
FLORIDA CLINICAL LABORATORY INC DBA			1	100%	1
CARENOW URGENT CARE – SPRING			1	100%	1
Good Samaritan Society Waukon		1			1
BAPTIST HEALTH SURGERY CENTER			1	100%	1
MINNESOTA DEPARTMENT OF HEALTH LABORATORY			1	100%	1
HOUSTON METHODIST HOSPITAL			1	100%	1
SANTA MONICA CA-UCLA MC			1	100%	1
PENSACOLA PATHOLOGY		1			1
CHILDRENS SPECIALIST PEDIATRIC PULMMOLOGY &			1	100%	1
HIGHLANDS URGENT CARE			1	100%	1
HEALGEN SCIENTIFIC			1	100%	1

COVID-19: testing by laboratory

Data through Jan 9, 2021 verified as of Jan 10, 2021 at 09:25 AM

Data in this report are provisional and subject to change.

The numbers in the table below represent the number of Florida and non-Florida residents for whom test results were received by the Department of Health. A person can be tested by more than one laboratory and can have both positive and negative results. **Therefore, the sum of the numbers in each column will be larger than the total number of people tested.**

Reporting lab	Inconclusive	Negative	Positive	Percent positive	Total
WALGREENS #10308		1			1
Parkview Care Center			1	100%	1
GUIDEWELL EMERGENCY MEDICINE DOCTORS LLC #33			1	100%	1
ALIMETRIX INC		1			1
PALM BEACH DIABETES & ENDOCRINE SPECIALISTS PA			1	100%	1
MINUTECLINIC #2797		1			1
METRO HEALTH HOSPITAL LABORATORY		1			1
2504-HOMEWOOD		1			1
PM PEDIATRICS OF BAYSIDE, PLLC - RIVE		1			1
RCA LABORATORY SERVICES LLC			1	100%	1
MEDEXPRESS URGENT CARE - BECKLEY		1			1
VANAJA SUREDDI MD PA			1	100%	1
COVE AT THE MARBELLA,THE			1	100%	1
NEW HORIZON PRIMARY CARE LLC			1	100%	1
SACRED HEART MEDICAL CENTER			1	100%	1
Alden Lincoln Park			1	100%	1
STANDIFER PLACE		1			1
MINUTECLINIC DIAG OF IND, LLC #6250		1			1
PULSE MEDICAL GROUP INC			1	100%	1
OCALA RKC EAST HEMO #1			1	100%	1
REELFOOT FAMILY WALK-IN CLINIC		1			1
GENESEE COUNTY HEALTH DEPARTMENT		1			1
C A R E S		1			1
INDIANA STATE DEPARTMENT OF HEALTH CLINIC MICROBIOLOGY		1			1
STAMFORD HOSPITAL			1	100%	1
MEMORIAL HOSPITAL MIRAMAR WAIVED TESTING			1	100%	1
NEW YORK CITY DEPARTMENT OF HEALTH			1	100%	1
LAKELAND MEDICAL CENTER			1	100%	1
CENTRAL FLORIDA HOSPITALIST			1	100%	1
CARING PROFESSIONAL HEALTH CARE LLC		1			1
SIGNATURE CARE COLLEGE STATION			1	100%	1
CARTERSVILLE MEDICAL CENTER			1	100%	1
TIMPANOGOS REGIONAL HOSPITAL			1	100%	1
Holly Hill Healthcare Center			1	100%	1
COASTAL PEDIATRICS LLC			1	100%	1
Hackensack Univ Medical Center At Pasc		1			1
MINUTE CLINIC DIAGNOSTIC MED GRP OF CA		1			1
HAMILTON COUNTY HEALTH DEPARTMENT		1			1
CARSON NURSING AND REHABILITATION CENTER		1			1
SOUTH FLORIDA DIALYSIS CENTER			1	100%	1
WARD MEMORIAL HOSPITAL		1			1
MID-FLORIDA PATHOLOGY LLC		1			1
SMA BEHAVIORAL HEALTH SERVICES INC		1			1
Washington County Nursing H0me			1	100%	1
HIGH DESERT COURT GROUP HOME			1	100%	1
MEDEXPRESS URGENT CARE NORWIN		1			1
GWINNETT MEDICAL CENTER			1	100%	1

COVID-19: testing by laboratory

Data through Jan 9, 2021 verified as of Jan 10, 2021 at 09:25 AM

Data in this report are provisional and subject to change.

The numbers in the table below represent the number of Florida and non-Florida residents for whom test results were received by the Department of Health. A person can be tested by more than one laboratory and can have both positive and negative results. **Therefore, the sum of the numbers in each column will be larger than the total number of people tested.**

Reporting lab	Inconclusive	Negative	Positive	Percent positive	Total
MINUTECLINIC, LLC #09202		1			1
ADVANCE HEALTH AND WELLNESS SOLUTIONS			1	100%	1
WALGREENS #5130			1	100%	1
CULINARY INSTITUTE OF AMERICA STUDENT		1			1
MEDTOWN PHARMACY			1	100%	1
SWEDISH COVENANT HOSPITAL			1	100%	1
VA OUTPATIENT PHARMACY			1	100%	1
GATEWAY LABORATORIES		1			1
SAINT ALPHONSUS REGIONAL MEDICAL CENTER			1	100%	1
SHELBYVILLE HOSPITAL COMPANY		1			1
HABANA HEALTH CARE CENTER			1	100%	1
ALLIED PEDIATRICS & FAMILY MEDICINE			1	100%	1
WEILL CORNELL MEDICAL ASSOCIATES - EAST SIDE		1			1
WAYNE COUNTY PUBLIC HEALTH		1			1
FLEMING ISLAND CENTER FOR CLINICAL RESEARCH		1			1
DEVANSH LAB WERKS		1			1
NASSAU COUNTY HEALTH DEPARTMENT-FERNANDINA BEACH C		1			1
FAMILY MEDICINE MEDICAL DRIVE		1			1
ACCESS HEALTH CARE PHYSICIANS LLC			1	100%	1
TRUCARE LIVING CENTERS - SELMA			1	100%	1
BLUFFTON HEALTH CENTER			1	100%	1
BRONSON METHODIST HOSPITAL			1	100%	1
VIVIAN SIMMONS FAMILY PRACTICE			1	100%	1
American Fork Care Center dba Heritage Care Center		1			1
Mountain City Care and Rehabilitation Center		1			1
Parkside Manor		1			1
EXACCARE KINGSTON, LLC			1	100%	1
SYNAPSE ANALYTICAL LABS		1			1
MINUTECLINIC DIAGNOSTIC OF KANSAS, PC		1			1
ALL PRO ORTHOPEDICS & SPORTS MEDICINE, PA			1	100%	1
CELEBRATION FAMILY PHYSICIANS LLC			1	100%	1
GASTROENTEROLOGY ASSOC OF PENSACOLA, PA			1	100%	1
ALABAMA REFERENCE LAB			1	100%	1
ACN PHYSICIANS GROUP CORP			1	100%	1
AVON PARK CLUSTER		1			1
LEHIGH MEDICAL AND RESEARCH CENTER, INC			1	100%	1
YUMA REGIONAL MEDICAL CENTER			1	100%	1
Consulate Health Care of Tallahassee			1	100%	1
MINUTECLINIC DIAG OF IND, LLC #5369		1			1
LIZS ADULT CARE		1			1
WESTOX LABS		1			1
POUDRE VALLEY HOSPITAL			1	100%	1
NORTH WEST FLORIDA DIAGNOSTIC ENOCRINOLOGY CLINIC			1	100%	1
Kroger 745 - The Little Clinic Somerset		1			1
DOCTORS HOSPITAL OF LAREDO			1	100%	1
PANCARE HEALTH - BRUCE			1	100%	1
ADVANCED MEDICAL LABORATORIES (AML)			1	100%	1

COVID-19: testing by laboratory

Data through Jan 9, 2021 verified as of Jan 10, 2021 at 09:25 AM

Data in this report are provisional and subject to change.

The numbers in the table below represent the number of Florida and non-Florida residents for whom test results were received by the Department of Health. A person can be tested by more than one laboratory and can have both positive and negative results. **Therefore, the sum of the numbers in each column will be larger than the total number of people tested.**

Reporting lab	Inconclusive	Negative	Positive	Percent positive	Total
QUALITY LAB			1	100%	1
WILMINGTON NURSING AND REHAB			1	100%	1
WELLINGTON WEST 100176			1	100%	1
SUN CITY DIAGNOSTIC CENTER			1	100%	1
DEVITA		1			1
BAYSIDE URGENT CARE CENTER INC			1	100%	1
HSRE-ASL CASSELBERRY TRS, LLC			1	100%	1
CHATSWORTH ASSISTED LIVING COMMUNITY AT PGA NATIONAL			1	100%	1
Kroger - KRO03400316			1	100%	1
NORTH FLORIDA MEDICAL CENTERS INC		1			1
MOUNT SINAI MEDICAL CENTER AVENTURA ER			1	100%	1
FLORIDA PRIMARY CARE AND SPORTS MEDICINE INC			1	100%	1
COOPER CLINIC			1	100%	1
NASSAU COUNTY HEALTH DEPARTMENT		1			1
QUEST DIAGNOSTICS CLINICAL LABORATORIES INC		1			1
BOLLES SCHOOL, THE			1	100%	1
MINUTECLINIC DIAGNOSTIC OF WISCONSIN, LLC		1			1
HERNANDO COUNTY HEALTH DEPT			1	100%	1
EXCEL URGENT CARE OF NJ			1	100%	1
PROGRESS PHARMACY INC			1	100%	1
NONA MEDICAL ARTS		1			1
CYPRESS VILLAGE REHAB CENTER		1			1
EASTERN FLORIDA STATE COLLEGE - PALM BAY CAMPUS□			1	100%	1
REEVES COUNTY HOSPITAL DISTRICT			1	100%	1
MEDEXPRESS URGENT CARE, LANCASTER WEST		1			1
BRANDON OUTREACH CLINIC			1	100%	1
GIFFORD MEMORIAL HOSPITAL		1			1
UNIVERSITY OF BALTIMORE WASHINGTON MEDICAL CENTER			1	100%	1
Dulles Health and Rehab Center		1			1
MOORE CLINICAL RESEARCH INC			1	100%	1
INSTANT MEDICAL CARE CENTER			1	100%	1
SOUTHWOOD HEALTHCARE CENTER		1			1
COVID TESTING LLC			1	100%	1
PELICAN STATE OUTPATIENT CENTER			1	100%	1
FRESENIUS KIDNEY CARE			1	100%	1
SOUTHWOOD NURSING & RETIREMENT CENTER		1			1
Mountain View Manor			1	100%	1
MINUTECLINIC DIAGNOSTIC OF TEXAS LLC		1			1
LRGHEALTHCARE		1			1
HEALTH CARE SERVICES LC			1	100%	1
BROOKDALE PALM BEACH GARDENS			1	100%	1
NDX-CORE LAB			1	100%	1
PARRISH MEDICAL GROUP			1	100%	1
PINELLAS CHD - CLEARWATER			1	100%	1
FLORIDA DEPARTMENT OF HEALTH IN LEE COUNTY			1	100%	1
CURA LABORATORY SERVICES			1	100%	1
MOUNT SINAI AVENTURA DIAGNOSTIC CENTER			1	100%	1

COVID-19: testing by laboratory

Data through Jan 9, 2021 verified as of Jan 10, 2021 at 09:25 AM

Data in this report are provisional and subject to change.

The numbers in the table below represent the number of Florida and non-Florida residents for whom test results were received by the Department of Health. A person can be tested by more than one laboratory and can have both positive and negative results. **Therefore, the sum of the numbers in each column will be larger than the total number of people tested.**

Reporting lab	Inconclusive	Negative	Positive	Percent positive	Total
DILELLA			1	100%	1
SKYRIDGE CLINICAL ASSOCIATES		1			1
FLORIDA MEDICAL CLINIC PA GI			1	100%	1
Livingston County Center for Nursing and Rehabilitation		1			1
ROSE HAVEN NURSING CENTER		1			1
VA ST LOUIS HEALTH CARE SYSTEM			1	100%	1
Lemont Nursing and Rehab Center			1	100%	1
CHIEFLAND MEDICAL CENTER			1	100%	1
CURELOGICS WOUND CARE & HYPERBARIC CENTER		1			1
FLORIDA HOSPITAL LAB			1	100%	1
SANTA BARABARA ALF LLC (THE WINDSOR)			1	100%	1
KEY WEST HMA PHYSICIAN MANAGEMENT, LLC			1	100%	1
Chestnut Ridge Nursing & Rehab		1			1
Mill Valley Care Center		1			1
Kroger 020 - The Little Clinic Wheat Ridge		1			1
Florida Baptist Retirement Center		1			1
Kroger 635 - The Little Clinic Dacula		1			1
CARESOUTH HHA HOLDINGS OF THE TREASURE COAST LLC			1	100%	1
BAYCARE OUTREACH LAB AT NEW TAMPA			1	100%	1
WALKONCLINIC			1	100%	1
BOULDER COMMUNITY HOSPITAL			1	100%	1
FRESENIUS KIDNEY CARE DUNEDIN			1	100%	1
Kroger 426 - The Little Clinic Suwanee		1			1
The Pines at Poughkeepsie Center for Nursing and Rehabilitation		1			1
ADVENTHEALTH MEDICAL GROUP SENIOR HEALTH AT			1	100%	1
VA CBOC			1	100%	1
Kroger 522 - The Little Clinic Gahanna		1			1
WESLEY MEDICAL CENTER			1	100%	1
PALMETTO PRIMARY CARE PHYSICIANS			1	100%	1
BAPTIST HOSPITAL NURSING/PATIENT CARE			1	100%	1
PARK AVENUE PEDIATRICS PC		1			1
JMJ FAMILY PRACTICE			1	100%	1
Signature Healthcare of Georgetown		1			1
BL DIAGNOSTICS LLC			1	100%	1
SEBRING PEDIATRICS LLC			1	100%	1
UNIVERISTY OF MIAMI			1	100%	1
SHAMRA MEDICAL LABORATORY			1	100%	1
SKY RIDGE MEDICAL CENTER - MICRO			1	100%	1
MEDICAL ASSOCIATES OF PINELLAS - LAB			1	100%	1
Bayou Vista Community Care Center			1	100%	1
ENVOY OF FORK UNION, LLC DBA ENVOY AT THE VILLAGE		1			1
PROGRESSIVE MEDICAL RESEARCH			1	100%	1
FIU HEALTH CARE CENTER			1	100%	1
PATHOLOGY		1			1
MANSFIELD MEDICAL LODGE			1	100%	1
GENESIS MICROBIOLOGY LAB		1			1
EASTSIDE URGENT CARE			1	100%	1

COVID-19: testing by laboratory

Data through Jan 9, 2021 verified as of Jan 10, 2021 at 09:25 AM

Data in this report are provisional and subject to change.

The numbers in the table below represent the number of Florida and non-Florida residents for whom test results were received by the Department of Health. A person can be tested by more than one laboratory and can have both positive and negative results. **Therefore, the sum of the numbers in each column will be larger than the total number of people tested.**

Reporting lab	Inconclusive	Negative	Positive	Percent positive	Total
MARYLAND DEPARTMENT OF HEALTH AND MENTAL HYGIENE-LABORATORIES			1	100%	1
BROWARD TRANSITIONAL CENTER			1	100%	1
MAYO CLINIC BEACHES PRIMARY CARE CTR		1			1
EASTMAN HEALTHCARE & REHAB		1			1
RAPID RESULT CORP LLC			1	100%	1
UPMC NORTHWEST HOSPITAL			1	100%	1
Kroger 523 - The Little Clinic Dickson			1	100%	1
SOUTHERN BREEZE HEALTHCARE			1	100%	1
GEORGETOWN URGENT CARE			1	100%	1
NORTH FLORIDA CHILD DEVELOPMENT, INC			1	100%	1
Waddell Nursing & Rehab Center		1			1
MOSAIC MEDICAL CENTER MARYVILLE			1	100%	1
BUENA VIDA ESTATES			1	100%	1
The Palms Nursing and Rehabilitation		1			1
MERCY GENERAL HOSPITAL			1	100%	1
LIFESPAN HEALTH - SELMER		1			1
Manor Care of Dallastown d/b/a ManorCare Health Services - Dallastown		1			1
UNIVERSITY OF MIAMI PRIMARY CARE SITE UMHC 3039			1	100%	1
FHCP ASC - ORANGE CITY			1	100%	1
UHS BINGHAMTON GENERAL			1	100%	1
Sanford Health & Rehabilitation			1	100%	1
NEWTON MEMORIAL HOSPITAL		1			1
FLORIDA KEYS PED AND ADOLES CTR			1	100%	1
San Antonio Residence and Rehabilitation Center		1			1
HAMILTON CI MAIN UNIT ANNEX/ WORK CAMP			1	100%	1
SOUTHERN HILLS MEDICAL CENTER			1	100%	1
TITUSVILLE CENTER FOR SURGICAL EXCELLENCE LLC		1			1
AURORA MEDICAL CENTER-KENOSHA			1	100%	1
FLORIDA MEDICAL CENTER			1	100%	1
CTMD MEDICAL CENTER, PA			1	100%	1
ANY LAB TEST FAST CORP			1	100%	1
ORLANDO HEALTH PHYSICIAN GROUP INC			1	100%	1
HAWKEYE CARE CENTER DUBUQUE		1			1
HIBISCUS COURT			1	100%	1
ORMOND MEDICAL ARTS FAMILY PRACTICE PL			1	100%	1
PATHWAY PHARMACY			1	100%	1
Southwest Louisiana Veterans Home			1	100%	1
ST LUKES SURGICAL AT THE VILLAGES INC			1	100%	1
HERNANDO CHILDREN'S			1	100%	1
AVERA ST. MARY'S HOSPITAL			1	100%	1
CORNERSTONE PEDIATRICS			1	100%	1
SIGNATURE CARE MEMORIAL CITY			1	100%	1
HILTON HEAD HOSPITAL/INPATIENT			1	100%	1
MANOR CARE OF DELRAY BEACH FL LLC		1			1
MINUTECLINIC DIAGNOSTIC OF OHIO #4401		1			1
CROSSROADS URGENT CARE PLLC		1			1
TRUMAN MEDICAL CENTER - HOSPITAL HILL			1	100%	1

COVID-19: testing by laboratory

Data through Jan 9, 2021 verified as of Jan 10, 2021 at 09:25 AM

Data in this report are provisional and subject to change.

The numbers in the table below represent the number of Florida and non-Florida residents for whom test results were received by the Department of Health. A person can be tested by more than one laboratory and can have both positive and negative results. **Therefore, the sum of the numbers in each column will be larger than the total number of people tested.**

Reporting lab	Inconclusive	Negative	Positive	Percent positive	Total
ALPHA CLINICAL LABORATORY CORP.			1	100%	1
ADVENTHEALTH MEDICAL GROUP UROLOGY AT EAST ORLANDO		1			1
CARE POINT HEALTH AND WELLNESS CENTER		1			1
FHPG SURGICAL ASSOCIATES OF EAST PASCO			1	100%	1
BIOMERIEUX			1	100%	1
HALIFAX HEALTH PRIMARY CARE ORMOND			1	100%	1
SACRED HEART HOSPITAL NURSING			1	100%	1
ST. JOHN HOSPITAL & MEDICAL CENTER			1	100%	1
OUCH URGENT CARE			1	100%	1
SAINT JOSEPHS HOSPITAL OF ATLANTA			1	100%	1
VALLEY MEDICAL LABORATORY			1	100%	1
RIDGE OPTUM FLORIDA			1	100%	1
Bethel Lutheran Nursing & Rehabilitation Center		1			1
LUMICO LIFE INSURANCE COMPANY		1			1
SANITAS RESEARCH LLC			1	100%	1
MINUTE CLINIC DIAGNOSTICS OF IN, LLC #6252		1			1
GOLDING-GRANADO MEDICAL ASSOCIATES		1			1
HOLLAND COMMUNITY HOSPITAL		1			1
PHYSICIANS IMMEDIATE CARE			1	100%	1
GOSHEN HOSPITAL			1	100%	1
RIVIERA BEACH HEALTH CENTER LAB			1	100%	1
NHC Chattanooga			1	100%	1
RAPID CITY REGIONAL HOSPITAL -579 ATTN. LABORATORY		1			1
BMC/NASSAU			1	100%	1
MONMOUTH MEDICAL CENTER		1			1
LEHIGH REGIONAL WOUND CENTER			1	100%	1
PARKLAND HEALTH & HOSPITAL			1	100%	1
HORIZON MEDICAL CENTER			1	100%	1
Memorial Health Care Center			1	100%	1
PRIMARY CARE GROUP LLC		1			1
Garden View Care Center at Dougherty Ferry		1			1
PALMS OF FT MYERS,THE			1	100%	1
FAYETTE MEDICAL CENTER LAB		1			1
WINDSOR MANOR			1	100%	1
OAKMONT WEST- GREENVILLE SC		1			1
Kroger 339 - The Little Clinic Highlands - Bardstown Road		1			1
PENINSULA REGIONAL MED CTR LAB			1	100%	1
PRACTITIONERS IN MOTION			1	100%	1
GREENTREE MEDICAL CENTER			1	100%	1
REFERENCE LABORATORY			1	100%	1
Lenox on the Lake			1	100%	1
FLORHAM PARK ENDOSCOPY CENTER		1			1
FLAGLER COUNTY BOARD OF COUNTY COMMISSIONERS			1	100%	1
LITTLE COMPANY OF MARY HOSPITAL			1	100%	1
WY RETIREMENT CENTER		1			1
BRIAN C GRINER MD LLC			1	100%	1
SEATTLE-KING COUNTY			1	100%	1

COVID-19: testing by laboratory

Data through Jan 9, 2021 verified as of Jan 10, 2021 at 09:25 AM

Data in this report are provisional and subject to change.

The numbers in the table below represent the number of Florida and non-Florida residents for whom test results were received by the Department of Health. A person can be tested by more than one laboratory and can have both positive and negative results. **Therefore, the sum of the numbers in each column will be larger than the total number of people tested.**

Reporting lab	Inconclusive	Negative	Positive	Percent positive	Total
Kroger 57 - The Little Clinic Jay C Charlestown		1			1
RPC@HODGES			1	100%	1
POMPANO BEACH ARTIFICIAL KIDNEY CENTER			1	100%	1
COLUMBIA CREST CARE & RAHAB		1			1
DOCTOR'S IN-HOUSE LAB/COMMUNITY HEALTH CENTERS OF PINELLAS - JOHNNIE R			1	100%	1
MEDERI CARETENDERS			1	100%	1
Vi at Aventura		1			1
HYDE PARK MEDICAL CENTER		1			1
Longwood Community Living Center		1			1
DIVERSE MEDICAL CARE LLC			1	100%	1
CHILTON MEDICAL CENTER		1			1
CARE STATION MEDICAL GROUP		1			1
LIFELINK TISSUE BANK D/B/A LIFELINK TISSUE BANK		1			1
PM PEDIATRICS OF SELDEN, PLLC		1			1
Brookdale Southside			1	100%	1
BROOKDALE FORT MYERS LAKES PARK			1	100%	1
LIBERTY HEALTH CENTER			1	100%	1
PIONEER CLINICAL RESEARCH LLC			1	100%	1
Bethany Manor		1			1
CONWAY MEDICAL CENTER			1	100%	1
CROSS CREEK HEALTH CARE		1			1
OLEAN GENERAL HOSPITAL		1			1
DOCTORS HEARING			1	100%	1
ACCOMPLISHED HOME CARE		1			1
MY URGENT CARE CLINIC			1	100%	1
BROOKDALE OF SPRING HILL		1			1
ATRIA WILLOW WOOD			1	100%	1
ALLIANCE MD DIRECT PRIMARY CARE			1	100%	1
CLEVELAND CLINIC AKRON GENERAL			1	100%	1
WHEATON FRANCISCAN LABORATORY			1	100%	1
ORLANDO PHYSICIAN NETWORK		1			1
MEDEXPRESS URGENT CARE - HADLEY		1			1
LAKEVIEW REGIONAL HOSPITAL			1	100%	1
MEDICAL SPECIALISTS OF THE PALM BEACHES INC			1	100%	1
JUPITER PEDIATRIC ASSOCIATES, PA			1	100%	1
LEELANAU OPCO, LLC		1			1
ADVENTHEALTH MEDICAL GROUP FAMILY AND INTERNAL			1	100%	1
AKRON GENERAL MEDICAL CENTER MAIN		1			1
BLOOD SYSTEMS LABORATORIES			1	100%	1
MINUTECLINIC DIAG OF IND, LLC #4368		1			1
Carrollton Manor Inc		1			1
Macon Valley Nursing and Rehabilitation Center		1			1
FRESENIUS SOUTH FORT MYERS		1			1
ADVENTHEALTH MEDICAL GROUP FAMILY MEDICINE AT RDV		1			1
SOUTHEASTERN PATHOLOGY ASSOCIATES			1	100%	1
MADISON FACILITY INC			1	100%	1
MD NOW URGENT CARE			1	100%	1

COVID-19: testing by laboratory

Data through Jan 9, 2021 verified as of Jan 10, 2021 at 09:25 AM

Data in this report are provisional and subject to change.

The numbers in the table below represent the number of Florida and non-Florida residents for whom test results were received by the Department of Health. A person can be tested by more than one laboratory and can have both positive and negative results. **Therefore, the sum of the numbers in each column will be larger than the total number of people tested.**

Reporting lab	Inconclusive	Negative	Positive	Percent positive	Total
Chateau Girardeau			1	100%	1
SOUTHERN SPRINGS HEALTH CARE		1			1
GOOD SAMARITAN SOCIETY-FOREST CITY		1			1
BAPTIST MINOR MEDICAL CENTER			1	100%	1
BAYCARE OUTREACH LAB			1	100%	1
MEDERI CARETENDERS VS OF SE FL LLC DBA			1	100%	1
MANASOTA PEDIATRICS			1	100%	1
WELLCARE URGENT CARE			1	100%	1
QC LABORATORY			1	100%	1
MED-LAKE LABORATORY			1	100%	1
INHEALTH LIFE SCIENCES LLC			1	100%	1
OPP HEALTH AND REHABILITATION		1			1
KIDSVILLE PEDIATRICS III PA			1	100%	1
ELITE CARE			1	100%	1
WALGREENS #06025		1			1
MINUTE CLINIC INCORPORTE		1			1
COMMUNITY			1	100%	1
GRAND VILLA OF PINELLAS PARK			1	100%	1
LAKE LURE HEALTH CENTER			1	100%	1
FULGENT GENETICS HOUSTON		1			1
NORWALK HOSPITAL			1	100%	1
SOUTHWEST REGIONAL PCR LABORATORY			1	100%	1
Kroger 448 - The Little Clinic Mason		1			1
C V S / PHARMACY #833		1			1
PALM COAST DRAW STATION/AMERICAN HEALTH ASSOCIATES		1			1
HEARTLAND REGIONAL MEDICAL CENTER		1			1
LABONE		1			1
MAHONEY PEDIATRICS PA			1	100%	1
NORTH MIAMI BEACH SURGICAL CENTER			1	100%	1
MEDEXPRESS URGENT CARE - SOMERSET TOWNSHIP		1			1
JOHN D. ARCHBOLD MEMORIAL HOSPITAL			1	100%	1
HOME AIDE SVC OF EASTERN NY INC D/B/A		1			1
ACCESS FAMILY CARE LLC			1	100%	1
THEDACARE FAMILY MEDICINE GATEWAY			1	100%	1
MEDICAL CITY NORTH HILLS			1	100%	1
PRISMA HEALTH TUOMEY LABORATORY			1	100%	1
UNIVERSITY URGENT CARE			1	100%	1
RIVERSIDE COUNTY PUBLIC HEALTH LABORATORY			1	100%	1
MIAMI CEREBRAL PALSY RESIDENTIAL			1	100%	1
IZ MEDICAL		1			1
TITUSVILLE TOWERS ASSISTED LIVING		1			1
FAMILY MEDICAL CENTER		1			1
ST. MARY MEDICAL CENTER		1			1
LEHIGH PULMONARY ASSOCIATES			1	100%	1
SISTERS MISSION			1	100%	1
GEORGE W FERGUSON MD-CONCIERGE MEDICAL SERVICES PL		1			1
Kroger - KRO03500568			1	100%	1

COVID-19: testing by laboratory

Data through Jan 9, 2021 verified as of Jan 10, 2021 at 09:25 AM

Data in this report are provisional and subject to change.

The numbers in the table below represent the number of Florida and non-Florida residents for whom test results were received by the Department of Health. A person can be tested by more than one laboratory and can have both positive and negative results. **Therefore, the sum of the numbers in each column will be larger than the total number of people tested.**

Reporting lab	Inconclusive	Negative	Positive	Percent positive	Total
EAST RIDGE RETIREMENT VILLAGE INC		1			1
PUBLIX PHARMACY #0332		1			1
LAKESIDE MEDICAL CENTER		1			1
MINUTE CLINIC LLC #0169		1			1
NORTH SHORE HEMATOLOGY-ONCOLOGY ASSOCIATES PC		1			1
PATHOLOGYT & LAB MEDICINE SERVICES			1	100%	1
USF PHYSICIANS GROUP			1	100%	1
MEDEXPRESS URGENT CARE - DANVILLE		1			1
WHITE EARTH IHS MAIN LAB		1			1
Princeton Place			1	100%	1
UNIVERSITY OF MIAMI SCCC RESEARCH LABORATORY			1	100%	1
PLEASANT RIDGE MANOR WEST		1			1
Harbert Hills Academy Nursing Home		1			1
MERCYONE DES MOINES MEDICAL CENTER			1	100%	1
ACCURATE HEALTH SERVICES CORP			1	100%	1
TMH FSU RAPID LABORATORY			1	100%	1
MIDDLEBURG PEDIATRICS			1	100%	1
HELEN HAYES HOSPITAL LABORATORY		1			1
ANDREWS INSTITUTE AMBULATORY SURGERY CENTER		1			1
HARDEE COUNTY FIRE RESCUE		1			1
DOCTORS CARE OF PALM COAST			1	100%	1
FAMILY PRACTICE ASSOCIATES		1			1
CHP COVID-19 (TX)			1	100%	1
UMMC MIDTOWN CAMPUS			1	100%	1
KINGWOOD EMERGENCY HOSPITAL			1	100%	1
PCR DIAGNOSTICS			1	100%	1
MICROBIOLOGY DEPARTMENT			1	100%	1
CARESPOT URGENT CARE		1			1
A.G. Rhodes		1			1
ISLANDS ASSISTED LIVING FACILITY,THE			1	100%	1
MARINA DEL REY HOSPITAL LAB			1	100%	1
KNOX COMMUNITY HOSPITAL			1	100%	1
CORNERSTONE OF RECOVERY INC		1			1
BROOKDALE LAKE TAVARES			1	100%	1
ADVANCE FAMILY PRACTICE LLC			1	100%	1
NICKLAUS CHILDREN'S DORAL OUTPATIENT CENTER			1	100%	1
BOSTON PUBLIC HEALTH COMMISSION			1	100%	1
BUFFALO CROSSINGS HEALTHCARE AND REHABILITATION CENTER			1	100%	1
MEDEXPRESS URGENT CARE, EDWARDSVILLE		1			1
MIAMI VASCULAR SURGERY			1	100%	1
INLET CONCIERGE MEDICINE			1	100%	1
Garden Isle Healthcare and Rehabilitation Center		1			1
NEMOURS CHILDREN'S PRIMARY CARE, ST CLOUD			1	100%	1
BIODORON LABORATORIES			1	100%	1
HARTFORD HEALTH CARE & REHABILITATION			1	100%	1
AMD			1	100%	1
OPTUM OF HIALEAH		1			1

COVID-19: testing by laboratory

Data through Jan 9, 2021 verified as of Jan 10, 2021 at 09:25 AM

Data in this report are provisional and subject to change.

The numbers in the table below represent the number of Florida and non-Florida residents for whom test results were received by the Department of Health. A person can be tested by more than one laboratory and can have both positive and negative results. **Therefore, the sum of the numbers in each column will be larger than the total number of people tested.**

Reporting lab	Inconclusive	Negative	Positive	Percent positive	Total
CAH ACQUISITION COMPANY 11 LLC			1	100%	1
FLORIDA DEPARTMENT OF HEALTH PALM BEACH COUNTY			1	100%	1
DIXITKUMAR N MODI MD PA			1	100%	1
UMHC HOLLYWOOD LABORATORY			1	100%	1
ST MARY'S OF SAGINAW		1			1
ENCOMPASS HEALTH REHABILITATION HOSPITAL OF LARGO			1	100%	1
ATRIA TAMARAC			1	100%	1
BERKSHIRE MEDICAL CENTER			1	100%	1
MEDEXPRESS URGENT CARE - CONWAY		1			1
BEST CARE COMMUNITY AND FAMILY HEALTH CENTER INC			1	100%	1
MID-FLORIDA CANCER CENTERS		1			1
BODYK			1	100%	1
VIRGINIA UROLOGY		1			1
MEDEXPRESS URGENT CARE - RUSSELLVILLE, W MAIN ST		1			1
Alden North Shore			1	100%	1
MEMORIAL HOSPITAL OF TAMPA			1	100%	1
JACK M MATHENY II MD			1	100%	1
Ash Flat Healthcare and Rehabilitation Center			1	100%	1
MORNINGSIDE NURSING AND REHABILITATION		1			1
RM PHARMACY SERVICES INC		1			1
CLERMONT HEALTH DEPARTMENT			1	100%	1
CONVENIENT MEDICAL AND HEALTH SERVICES			1	100%	1
ADVENTHEALTH MEDICAL GROUP COMMUNITY MEDICINE			1	100%	1
ILLINOIS DEPT OF PUBLIC HEALTH LABS			1	100%	1
DE TAR HOSPITAL			1	100%	1
HACKENSACK UNIVERSITY MEDICAL CENTER		1			1
OHIO VALLEY MANOR NURSING &		1			1
PEACHEALTH LABORATORIES		1			1
MERCY - NORTH IOWA			1	100%	1
BAYFRONT HEAL WOUND CARE AND HYPERBARIC CENTER			1	100%	1
WALKIN MEDICAL URGENT CARE,NEW CITY			1	100%	1
SOMA MEDICAL CENTER PA #3			1	100%	1
OMNI HEALTHCARE URGENT CARE			1	100%	1
Aspire Physical Recovery Center at Cahaba River		1			1
GENESIS FAMILY PRACTICE			1	100%	1
Total	67,174	13,101,989	1,885,337	13%	15,054,500