

COVID-19: summary of cases and monitoring

Data through Jan 14, 2021 verified as of Jan 15, 2021 at 09:25 AM

Data in this report are provisional and subject to change.

Cases: people with positive PCR or antigen test result

Total cases	1,548,067
Florida residents	1,519,944
Non-Florida residents	28,123
Type of testing	
Florida residents	1,519,944
Positive by BPHL/CDC	55,093
Positive by commercial/hospital lab	1,464,851
PCR positive	1,271,326
Antigen positive	248,618
Non-Florida residents	28,123
Positive by BPHL/CDC	728
Positive by commercial/hospital lab	27,395
PCR positive	20,231
Antigen positive	7,892
Characteristics	
Florida residents hospitalized	67,463
Florida resident deaths	23,799
Non-Florida resident deaths	370

Hospitalized counts include anyone who was hospitalized at some point during their illness. It does not reflect the number of people currently hospitalized.

More information on deaths identified through death certificate data is available on the National Center for Health Statistics website at www.cdc.gov/nchs/nvss/vsrr/COVID19/index.htm.

Cases: people with positive PCR or antigen test result

Risk factors for Florida residents	
Traveled	12,636
Contact with a known case	567,469
Traveled and contact with a known case	17,180
Neither	922,659
No travel and no contact	174,637
Travel is unknown	549,595
Contact is unknown	335,058
Contact is pending	360,747

Travel can be unknown and contact can be unknown or pending for the same case, these numbers will sum to more than the "neither" total.

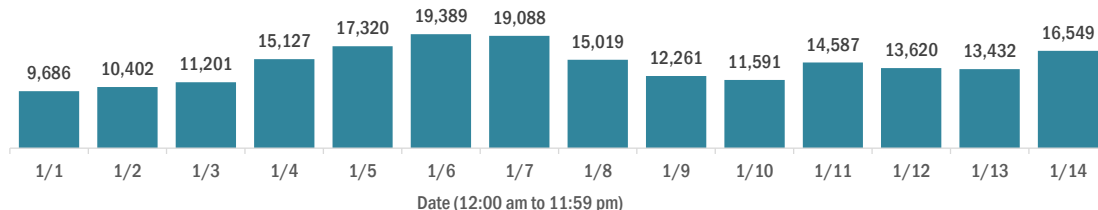
COVID-19: summary of laboratory testing

Data through Jan 14, 2021 verified as of Jan 15, 2021 at 09:25 AM

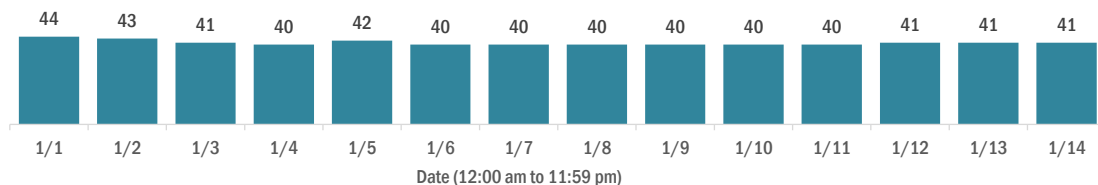
Data in this report are provisional and subject to change.

Cases in Florida residents per day for the past 2 weeks

Number of cases per day



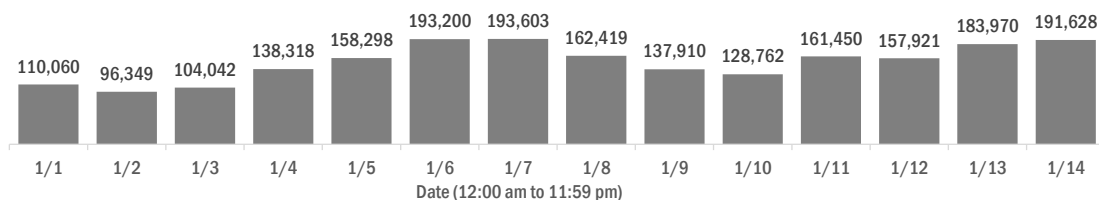
Median age of cases by day



Laboratory testing for Florida residents over the past 2 weeks

Number of Florida residents tested per day

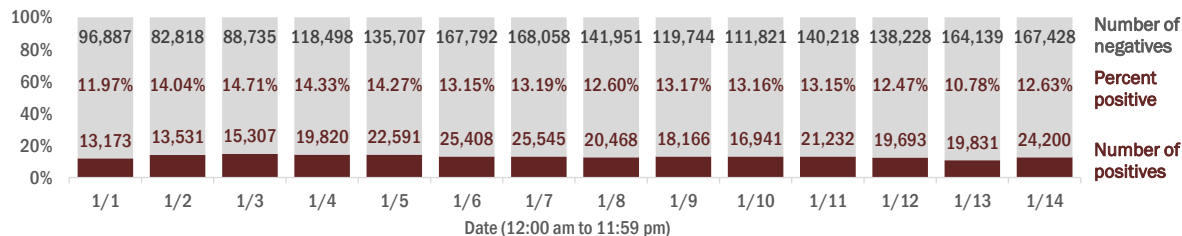
These counts include the number of people for whom the Department received PCR or antigen laboratory results by day. People tested on multiple days will be included for each day a new result was received. A person is only counted once for each day they are tested, regardless of whether multiple specimens are tested or multiple results are received.



Number and percent of Florida residents with positive test results

The percent of positive results ranged from 10.78% to 14.71% over the past 2 weeks and was 12.63% yesterday.

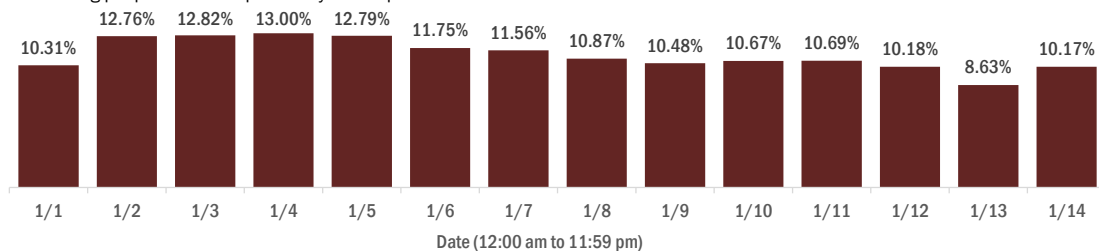
These counts include the number of people for whom the Department received PCR or antigen laboratory results by day. People tested on multiple days will be included for each day a new result was received. A person is only counted once for each day they are tested, regardless of whether multiple specimens are tested or multiple results are received. If a person has a positive specimen and a negative specimen in the same day, only the positive result is counted.



Percent positivity for new cases in Florida residents

The percent of positive results ranged from 8.63% to 13.00% over the past 2 weeks and was 10.17% yesterday.

This percent is the number of people who test PCR- or antigen-positive for the first time divided by all the people tested that day, excluding people who have previously tested positive.



COVID-19: characteristics of 1,519,944 Florida resident cases

Data through Jan 14, 2021 verified as of Jan 15, 2021 at 09:25 AM

Data in this report are provisional and subject to change.

Age group	Cases		Hospitalizations		Deaths	
0-4 years	28,098	2%	449	1%	0	0%
5-14 years	84,648	6%	409	1%	5	0%
15-24 years	235,355	15%	1,712	3%	36	0%
25-34 years	269,622	18%	3,449	5%	130	1%
35-44 years	236,884	16%	5,211	8%	372	2%
45-54 years	233,267	15%	7,918	12%	914	4%
55-64 years	199,534	13%	11,554	17%	2,579	11%
65-74 years	126,508	8%	13,820	20%	5,060	21%
75-84 years	70,503	5%	13,601	20%	7,118	30%
85+ years	34,332	2%	9,335	14%	7,585	32%
Unknown	1,193	0%	5	0%	0	0%
Total	1,519,944		67,463		23,799	

Gender	Cases	
Female	792,139	52%
Male	716,311	47%
Unknown	11,494	1%
Total	1,519,944	

Ethnicity	Cases		Hospitalizations		Deaths	
Hispanic	476,749	31%	17,696	26%	5,699	24%
Non-Hispanic	705,128	46%	46,277	69%	16,441	69%
Unknown	338,067	22%	3,490	5%	1,659	7%
Total	1,519,944		67,463		23,799	

Race and ethnicity	Cases		Hospitalizations		Deaths	
White	824,482	54%	43,374	64%	17,155	72%
Hispanic	316,856	21%	12,481	19%	4,514	19%
Non-Hispanic	444,240	29%	29,483	44%	11,831	50%
Unknown	63,386	4%	1,410	2%	810	3%
Black	198,902	13%	14,297	21%	3,993	17%
Hispanic	11,257	1%	588	1%	154	1%
Non-Hispanic	169,976	11%	13,378	20%	3,687	15%
Unknown	17,669	1%	331	0%	152	1%
Other race	217,477	14%	7,730	11%	1,890	8%
Hispanic	110,515	7%	4,184	6%	881	4%
Non-Hispanic	73,877	5%	3,186	5%	841	4%
Unknown	33,085	2%	360	1%	168	1%
Unknown race	279,083	18%	2,062	3%	761	3%
Hispanic	38,121	3%	443	1%	150	1%
Non-Hispanic	17,035	1%	230	0%	82	0%
Unknown	223,927	15%	1,389	2%	529	2%
Total	1,519,944		67,463		23,799	

Hospitalization counts include anyone who was hospitalized at some point during their illness. It does not reflect the number of people currently hospitalized. **Other race** includes any person with a race of American Indian/Alaskan native, Asian, native Hawaiian/Pacific Islander, or other.

COVID-19: deaths in Florida residents and staff of long-term care facilities

Data through Jan 14, 2021 verified as of Jan 15, 2021 at 09:25 AM

Data in this report are provisional and subject to change.

For current cases in residents or staff of long-term care facilities, please visit: <https://floridahealthcovid19.gov/>

County	Deaths		County	Deaths		County	Deaths	
Dade	929	11%	Martin	133	2%	Okeechobee	16	0%
Palm Beach	869	10%	Hernando	126	1%	Calhoun	13	0%
Pinellas	743	8%	Osceola	116	1%	Gadsden	12	0%
Broward	534	6%	Charlotte	102	1%	Gulf	12	0%
Hillsborough	460	5%	Indian River	87	1%	Washington	12	0%
Polk	380	4%	Clay	86	1%	Baker	11	0%
Brevard	308	4%	Jackson	79	1%	Jefferson	10	0%
Lee	305	3%	Leon	72	1%	Holmes	8	0%
Sarasota	300	3%	Bay	62	1%	Lafayette	8	0%
Duval	286	3%	St. Johns	62	1%	Wakulla	7	0%
Orange	284	3%	Highlands	58	1%	Desoto	5	0%
Volusia	225	3%	Suwannee	57	1%	Bradford	4	0%
St. Lucie	210	2%	Santa Rosa	48	1%	Levy	4	0%
Marion	201	2%	Alachua	44	1%	Flagler	3	0%
Seminole	193	2%	Columbia	43	0%	Monroe	3	0%
Escambia	184	2%	Sumter	34	0%	Taylor	3	0%
Pasco	161	2%	Nassau	28	0%	Hardee	2	0%
Collier	160	2%	Putnam	22	0%	Dixie	1	0%
Manatee	158	2%	Hendry	20	0%	Liberty	1	0%
Citrus	146	2%	Walton	20	0%	Total	8,773	
Okaloosa	135	2%	Madison	18	0%			
Lake	133	2%	Gilchrist	17	0%			

Note: cases are summarized by the county of usual residence. Residents and staff may be cases associated with facilities that are not in their county of usual residence, resulting in cases being included below for counties that do not have facilities with known cases.

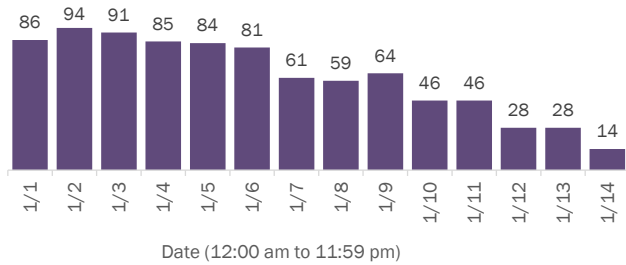
COVID-19: cases in Florida residents who have died

Data through Jan 14, 2021 verified as of Jan 15, 2021 at 09:25 AM

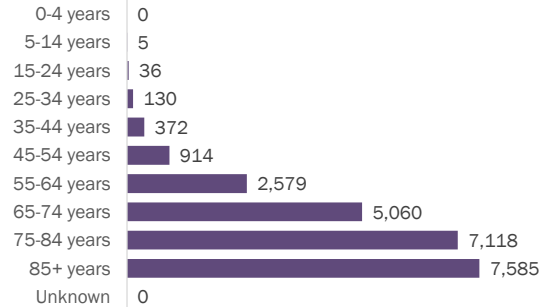
Data in this report are provisional and subject to change.

Demographics for all identified COVID-19 deaths: 23,799

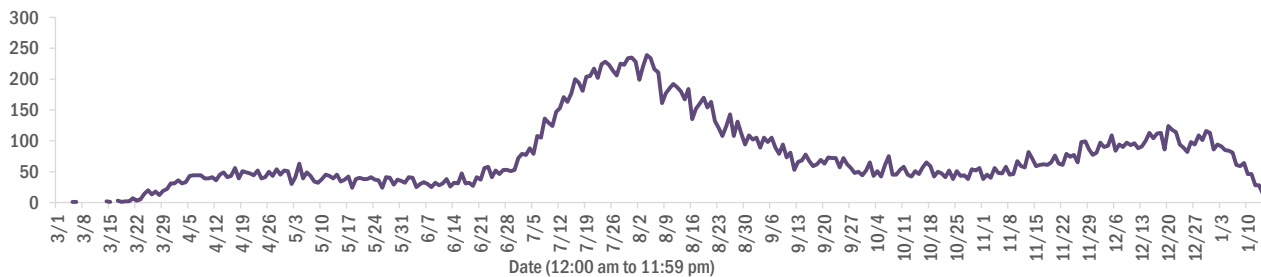
Deaths by date of death for the past 2 weeks



Deaths by age group



Deaths by date of death since March 2020



Age group	Deaths	Cases	Case fatality rate	Mortality rate per 100,000 population
0-4 years	0	28,098	0.0%	0.0
5-14 years	5	84,648	0.0%	0.2
15-24 years	36	235,355	0.0%	1.4
25-34 years	130	269,622	0.0%	4.6
35-44 years	372	236,884	0.2%	14.3
45-54 years	914	233,267	0.4%	32.8
55-64 years	2,579	199,534	1.3%	89.2
65-74 years	5,060	126,508	4.0%	208.5
75-84 years	7,118	70,503	10.1%	506.9
85+ years	7,585	34,332	22.1%	1313.3
Unknown	0	1,193	0.0%	
Total	23,799	1,519,944	1.6%	110.2

Race	Deaths	Cases	Case fatality rate	Mortality rate per 100,000 population
White	17,155	824,482	2.1%	102.7
Black	3,993	198,902	2.0%	109.2
Other	1,890	217,477	0.9%	151.9
Unknown	761	279,083	0.3%	
Total	23,799	1,519,944	1.6%	110.2

Gender	Deaths	Cases	Case fatality rate	Mortality rate per 100,000 population
Female	10,469	792,139	1.3%	94.8
Male	13,330	716,311	1.9%	126.2
Unknown	0	11,494	0.0%	
Total	23,799	1,519,944	1.6%	110.2

Ethnicity	Deaths	Cases	Case fatality rate	Mortality rate per 100,000 population
Hispanic	5,699	476,749	1.2%	100.4
Non-Hispanic	16,441	705,128	2.3%	103.3
Unknown	1,659	338,067	0.5%	
Total	23,799	1,519,944	1.6%	110.2

COVID-19: characteristics of 1,548,067 cases

Data through Jan 14, 2021 verified as of Jan 15, 2021 at 09:25 AM

Data in this report are provisional and subject to change.

Tables below include cases in Florida residents and non-Florida residents.

All 67 Florida counties have cases:

County	FL resident cases		Non-FL resident cases	Total cases	FL resident deaths	FL death rate
Dade	335,399	<div><div></div></div> 22%	4,035	339,434	4,528	1.4%
Broward	154,596	<div><div></div></div> 10%	1,856	156,452	1,955	1.3%
Palm Beach	94,575	<div><div></div></div> 6%	1,510	96,085	2,018	2.1%
Orange	90,535	<div><div></div></div> 6%	1,091	91,626	824	0.9%
Hillsborough	90,210	<div><div></div></div> 6%	756	90,966	1,173	1.3%
Duval	72,901	<div><div></div></div> 5%	1,210	74,111	792	1.1%
Pinellas	52,129	<div><div></div></div> 3%	1,316	53,445	1,169	2.2%
Lee	45,966	<div><div></div></div> 3%	1,456	47,422	726	1.6%
Polk	44,452	<div><div></div></div> 3%	303	44,755	884	2.0%
Osceola	29,578	<div><div></div></div> 2%	478	30,056	326	1.1%
Volusia	26,614	<div><div></div></div> 2%	410	27,024	470	1.8%
Escambia	24,060	<div><div></div></div> 2%	2,908	26,968	440	1.8%
Pasco	26,102	<div><div></div></div> 2%	242	26,344	448	1.7%
Manatee	25,280	<div><div></div></div> 2%	463	25,743	454	1.8%
Brevard	25,209	<div><div></div></div> 2%	376	25,585	572	2.3%
Collier	24,649	<div><div></div></div> 2%	770	25,419	371	1.5%
Leon	22,498	<div><div></div></div> 1%	735	23,233	200	0.9%
Sarasota	21,456	<div><div></div></div> 1%	937	22,393	557	2.6%
Marion	21,704	<div><div></div></div> 1%	84	21,788	529	2.4%
Seminole	21,415	<div><div></div></div> 1%	166	21,581	335	1.6%
Lake	18,724	<div><div></div></div> 1%	238	18,962	349	1.9%
Alachua	18,297	<div><div></div></div> 1%	211	18,508	144	0.8%
St. Lucie	17,236	<div><div></div></div> 1%	111	17,347	448	2.6%
St. Johns	16,076	<div><div></div></div> 1%	230	16,306	134	0.8%
Okaloosa	14,830	<div><div></div></div> 1%	167	14,997	258	1.7%
Bay	13,310	<div><div></div></div> 1%	581	13,891	251	1.9%
Clay	13,750	<div><div></div></div> 1%	31	13,781	210	1.5%
Santa Rosa	13,373	<div><div></div></div> 1%	170	13,543	174	1.3%
Martin	8,760	<div><div></div></div> 1%	153	8,913	226	2.6%
Charlotte	8,729	<div><div></div></div> 1%	125	8,854	257	2.9%
Hernando	8,727	<div><div></div></div> 1%	64	8,791	311	3.6%
Indian River	8,526	<div><div></div></div> 1%	74	8,600	189	2.2%
Citrus	7,747	<div><div></div></div> 1%	56	7,803	308	4.0%
Columbia	6,719	<div><div></div></div> 0%	31	6,750	132	2.0%
Sumter	6,205	<div><div></div></div> 0%	60	6,265	126	2.0%

County	FL resident cases		Non-FL resident cases	Total cases	FL resident deaths	FL death rate
Nassau	5,760	<div><div></div></div> 0%	368	6,128	73	1.3%
Highlands	5,737	<div><div></div></div> 0%	58	5,795	227	4.0%
Walton	5,211	<div><div></div></div> 0%	570	5,781	59	1.1%
Jackson	5,202	<div><div></div></div> 0%	60	5,262	122	2.3%
Putnam	4,891	<div><div></div></div> 0%	16	4,907	87	1.8%
Monroe	4,645	<div><div></div></div> 0%	239	4,884	37	0.8%
Gadsden	4,685	<div><div></div></div> 0%	15	4,700	63	1.3%
Flagler	4,581	<div><div></div></div> 0%	50	4,631	52	1.1%
Suwannee	4,515	<div><div></div></div> 0%	26	4,541	100	2.2%
Hendry	3,729	<div><div></div></div> 0%	17	3,746	53	1.4%
Unknown	244	<div><div></div></div> 0%	3,035	3,279	0	0.0%
Desoto	3,177	<div><div></div></div> 0%	16	3,193	62	2.0%
Okeechobee	2,906	<div><div></div></div> 0%	30	2,936	56	1.9%
Baker	2,772	<div><div></div></div> 0%	13	2,785	39	1.4%
Wakulla	2,604	<div><div></div></div> 0%	9	2,613	32	1.2%
Bradford	2,464	<div><div></div></div> 0%	8	2,472	26	1.1%
Hardee	2,359	<div><div></div></div> 0%	12	2,371	21	0.9%
Levy	2,279	<div><div></div></div> 0%	9	2,288	22	1.0%
Taylor	2,243	<div><div></div></div> 0%	5	2,248	29	1.3%
Washington	2,223	<div><div></div></div> 0%	21	2,244	30	1.3%
Holmes	1,924	<div><div></div></div> 0%	30	1,954	32	1.7%
Madison	1,661	<div><div></div></div> 0%	23	1,684	34	2.0%
Union	1,602	<div><div></div></div> 0%	0	1,602	68	4.2%
Gulf	1,514	<div><div></div></div> 0%	18	1,532	31	2.0%
Lafayette	1,482	<div><div></div></div> 0%	0	1,482	23	1.6%
Calhoun	1,430	<div><div></div></div> 0%	2	1,432	32	2.2%
Hamilton	1,389	<div><div></div></div> 0%	15	1,404	15	1.1%
Dixie	1,297	<div><div></div></div> 0%	3	1,300	11	0.8%
Jefferson	1,148	<div><div></div></div> 0%	22	1,170	18	1.6%
Gilchrist	1,114	<div><div></div></div> 0%	2	1,116	27	2.4%
Franklin	1,074	<div><div></div></div> 0%	24	1,098	4	0.4%
Liberty	922	<div><div></div></div> 0%	1	923	14	1.5%
Glades	823	<div><div></div></div> 0%	2	825	12	1.5%
Total	1,519,944		28,123	1,548,067	23,799	1.6%

COVID-19: characteristics of 1,519,944 Florida resident cases

Data through Jan 14, 2021 verified as of Jan 15, 2021 at 09:25 AM

Data in this report are provisional and subject to change.

The table below includes the cities and counties of residence for cases in Florida residents based on the patient's ZIP Code. Note that city is not always received as part of the initial notification and may be missing while the case is being investigated.

City and county	Cases
Miami, Dade	194,864
Jacksonville, Duval	68,345
Orlando, Orange	67,441
Tampa, Hillsborough	53,213
Hialeah, Dade	47,464
Fort Lauderdale, Broward	33,968
Hollywood, Broward	29,831
West Palm Beach, Palm Beach	23,061
Kissimmee, Osceola	22,773
Tallahassee, Leon	21,580
Naples, Collier	20,531
Homestead, Dade	19,827
Pensacola, Escambia	19,824
Saint Petersburg, Pinellas	19,481
Fort Myers, Lee	18,051
Bradenton, Manatee	16,680
Boca Raton, Palm Beach	16,243
Ocala, Marion	16,048
Lakeland, Polk	15,709
Pompano Beach, Broward	15,527
Gainesville, Alachua	14,628
Sarasota, Sarasota	13,349
Lake Worth, Palm Beach	11,608
Cape Coral, Lee	11,495
Port Saint Lucie, St. Lucie	11,222
Clearwater, Pinellas	10,288
Miramar, Broward	10,027
Miami Beach, Dade	9,817
Boynton Beach, Palm Beach	9,048
Doral, Dade	8,675
Miami Gardens, Dade	8,640
Coral Springs, Broward	8,506
Panama City, Bay	8,479
Saint Augustine, St. Johns	8,459
Melbourne, Brevard	7,570
Winter Haven, Polk	7,419
Lehigh Acres, Lee	7,319
Delray Beach, Palm Beach	7,115
Riverview, Hillsborough	6,758
Vero Beach, Indian River	6,550
Davie, Broward	6,536
Milton, Santa Rosa	6,470
Lake City, Columbia	6,181
New Port Richey, Pasco	6,029
Sunrise, Broward	6,009
Fort Pierce, St. Lucie	5,829
Coral Gables, Dade	5,784
Saint Cloud, Osceola	5,700
Largo, Pinellas	5,680
Orange Park, Clay	5,650
Palm Bay, Brevard	5,555
Daytona Beach, Volusia	5,516
Apopka, Orange	5,405
Brandon, Hillsborough	5,188
Spring Hill, Hernando	5,177
Plantation, Broward	5,174
North Miami Beach, Dade	5,004
Clermont, Lake	4,960

COVID-19: characteristics of 1,519,944 Florida resident cases

Data through Jan 14, 2021 verified as of Jan 15, 2021 at 09:25 AM

Data in this report are provisional and subject to change.

The table below includes the cities and counties of residence for cases in Florida residents based on the patient's ZIP Code. Note that city is not always received as part of the initial notification and may be missing while the case is being investigated.

City and county	Cases
Weston, Broward	4,890
Plant City, Hillsborough	4,880
Davenport, Polk	4,712
Sanford, Seminole	4,686
Jupiter, Palm Beach	4,614
Deltona, Volusia	4,550
Deerfield Beach, Broward	4,475
Port Charlotte, Charlotte	4,354
Winter Garden, Orange	4,306
Fort Walton Beach, Okaloosa	4,227
Stuart, Martin	4,156
Tamarac, Broward	4,082
Miami Lakes, Dade	3,936
Palm Coast, Flagler	3,862
Crestview, Okaloosa	3,862
Land O Lakes, Pasco	3,804
Wesley Chapel, Pasco	3,799
Palm Beach Gardens, Palm Beach	3,698
Coconut Creek, Broward	3,675
Palmetto, Manatee	3,643
Deland, Volusia	3,635
Winter Park, Orange	3,612
Live Oak, Suwannee	3,566
Palm Harbor, Pinellas	3,530
Margate, Broward	3,514
Opa Locka, Dade	3,497
Oviedo, Seminole	3,444
Wellington, Palm Beach	3,411
Middleburg, Clay	3,296
Altamonte Springs, Seminole	3,254
Venice, Sarasota	3,203
Lutz, Hillsborough	3,185
North Port, Sarasota	3,153
Haines City, Polk	3,147
Punta Gorda, Charlotte	3,118
Sebring, Highlands	3,104
Arcadia, Desoto	3,092
Brooksville, Hernando	3,065
Leesburg, Lake	3,061
Port Orange, Volusia	3,029
Hallandale, Broward	3,014
Ocoee, Orange	2,999
Valrico, Hillsborough	2,977
Immokalee, Collier	2,965
Saint Johns, St. Johns	2,937
Okeechobee, Okeechobee	2,894
Bonita Springs, Lee	2,876
Pembroke Pines, Broward	2,867
The Villages, Sumter	2,800
Seminole, Pinellas	2,780
Cutler Ridge, Dade	2,744
Navarre, Santa Rosa	2,683
Zephyrhills, Pasco	2,681
Ormond Beach, Volusia	2,645
Pinellas Park, Pinellas	2,573
Longwood, Seminole	2,559
Windermere, Orange	2,508
Ruskin, Hillsborough	2,501
North Lauderdale, Broward	2,494

COVID-19: characteristics of 1,519,944 Florida resident cases

Data through Jan 14, 2021 verified as of Jan 15, 2021 at 09:25 AM

Data in this report are provisional and subject to change.

The table below includes the cities and counties of residence for cases in Florida residents based on the patient's ZIP Code. Note that city is not always received as part of the initial notification and may be missing while the case is being investigated.

City and county	Cases
North Miami, Dade	2,485
Jacksonville Beach, Duval	2,480
Key West, Monroe	2,479
Quincy, Gadsden	2,463
Gulf Breeze, Santa Rosa	2,454
Niceville, Okaloosa	2,431
Cantonment, Escambia	2,414
Lake Worth Beach, Palm Beach	2,403
Crawfordville, Wakulla	2,350
Cocoa, Brevard	2,324
Palatka, Putnam	2,278
Hudson, Pasco	2,225
Casselberry, Seminole	2,220
Bartow, Polk	2,217
Green Cove Springs, Clay	2,172
Dade City, Pasco	2,168
Panama City Beach, Bay	2,129
Perry, Taylor	2,095
Oakland Park, Broward	2,095
North Fort Myers, Lee	2,092
Fernandina Beach, Nassau	2,091
Marianna, Jackson	2,066
Port Richey, Pasco	2,051
Ponte Vedra Beach, St. Johns	2,048
Clewiston, Hendry	2,002
Lake Mary, Seminole	1,994
Auburndale, Polk	1,988
Kissimmee, Polk	1,928
Tarpon Springs, Pinellas	1,879
Aventura, Dade	1,866
Winter Springs, Seminole	1,863
Titusville, Brevard	1,835
Inverness, Citrus	1,835
New Smyrna Beach, Volusia	1,833
Royal Palm Beach, Palm Beach	1,806
Lynn Haven, Bay	1,797
Merritt Island, Brevard	1,761
Fleming Island, Clay	1,760
Lake Wales, Polk	1,758
Defuniak Springs, Walton	1,754
Santa Rosa Beach, Walton	1,742
Chipley, Washington	1,736
Belle Glade, Palm Beach	1,727
Wimauma, Hillsborough	1,706
Esterro, Lee	1,685
Starke, Bradford	1,662
Parkland, Broward	1,660
Dunedin, Pinellas	1,653
Eustis, Lake	1,651
Loxahatchee, Palm Beach	1,627
Cooper City, Broward	1,622
Labelle, Hendry	1,609
Holiday, Pasco	1,590
Sarasota, Manatee	1,562
Key Biscayne, Dade	1,551
Destin, Okaloosa	1,535
Avon Park, Highlands	1,494
Odessa, Hillsborough	1,489
Parrish, Manatee	1,484

COVID-19: characteristics of 1,519,944 Florida resident cases

Data through Jan 14, 2021 verified as of Jan 15, 2021 at 09:25 AM

Data in this report are provisional and subject to change.

The table below includes the cities and counties of residence for cases in Florida residents based on the patient's ZIP Code. Note that city is not always received as part of the initial notification and may be missing while the case is being investigated.

City and county	Cases
Mulberry, Polk	1,479
Palm City, Martin	1,468
Mayo, Lafayette	1,459
Coconut Grove, Dade	1,447
Missing, Dade	1,439
Crossings, Dade	1,434
Rockledge, Brevard	1,434
Seffner, Hillsborough	1,428
Mount Dora, Lake	1,424
Bonifay, Holmes	1,391
Tavares, Lake	1,390
Carol City, Dade	1,389
Wauchula, Hardee	1,371
Riviera Beach, Palm Beach	1,370
Summerfield, Marion	1,344
Yulee, Nassau	1,325
Macclenny, Baker	1,302
Groveland, Lake	1,263
Orange City, Volusia	1,241
Maitland, Orange	1,235
Crystal River, Citrus	1,228
Lake Butler, Union	1,222
Pinecrest, Dade	1,213
Ponte Vedra, St. Johns	1,212
Lithia, Hillsborough	1,196
Biscayne Park, Dade	1,195
Callahan, Nassau	1,190
Sebastian, Indian River	1,141
Homosassa, Citrus	1,130
Indiantown, Martin	1,126
Madison, Madison	1,125
Florida City, Dade	1,119
Graceville, Jackson	1,114
Lady Lake, Lake	1,099
Dania, Broward	1,093
Atlantic Beach, Duval	1,090
Pace, Santa Rosa	1,084
Gibsononton, Hillsborough	1,077
Century, Escambia	1,073
Monticello, Jefferson	1,059
Hobe Sound, Martin	1,048
Lake Placid, Highlands	1,039
Dover, Hillsborough	1,036
Palmetto Bay, Dade	1,034
Apollo Beach, Hillsborough	1,013
Alachua, Alachua	999
Oldsmar, Pinellas	993
Sun City Center, Hillsborough	978
Dunnellon, Marion	971
El Portal, Dade	970
Palm Springs, Palm Beach	969
Jasper, Hamilton	933
Blountstown, Calhoun	924
Edgewater, Volusia	916
Bellevue, Marion	912
Havana, Gadsden	911
Lantana, Palm Beach	906
Lecanto, Citrus	902
North Palm Beach, Palm Beach	892

COVID-19: characteristics of 1,519,944 Florida resident cases

Data through Jan 14, 2021 verified as of Jan 15, 2021 at 09:25 AM

Data in this report are provisional and subject to change.

The table below includes the cities and counties of residence for cases in Florida residents based on the patient's ZIP Code. Note that city is not always received as part of the initial notification and may be missing while the case is being investigated.

City and county	Cases
Debary, Volusia	890
Newberry, Alachua	888
South Miami, Dade	887
Everglades National Park, Dade	882
Hilliard, Nassau	870
Sanderson, Baker	865
Williston, Levy	829
Freeport, Walton	816
Jensen Beach, Martin	811
Wewahitchka, Gulf	801
Satellite Beach, Brevard	795
Keystone Heights, Clay	790
Safety Harbor, Pinellas	788
Trenton, Gilchrist	786
Coleman, Sumter	785
Beverly Hills, Citrus	778
Wildwood, Sumter	778
Ellenton, Manatee	777
Moore Haven, Glades	773
Fellsmere, Indian River	744
Frostproof, Polk	739
Lauderhill, Broward	735
Nokomis, Sarasota	734
Cross City, Dixie	727
Englewood, Charlotte	726
Bristol, Liberty	725
Mary Esther, Okaloosa	723
Fisher Island, Dade	722
Wilton Manors, Broward	714
Hernando, Citrus	711
Olympia Heights, Dade	704
Uleta, Dade	704
Dunnellon, Citrus	699
Port Saint Joe, Gulf	687
Key Largo, Monroe	685
Coral, Dade	680
Medley, Dade	679
Polk City, Polk	679
Bushnell, Sumter	678
Shalimar, Okaloosa	663
Chattahoochee, Gadsden	662
South Bay, Palm Beach	658
Pahokee, Palm Beach	651
Lauderdale Lakes, Broward	642
Marco Island, Collier	625
Englewood, Sarasota	616
Glen Saint Mary, Baker	602
Lawtey, Bradford	596
Crescent City, Putnam	595
Fort Meade, Polk	593
High Springs, Alachua	578
Chiefland, Levy	574
Indialantic, Brevard	572
Bowling Green, Hardee	570
Cocoa Beach, Brevard	570
Interlachen, Putnam	565
Miramar Beach, Walton	560
Neptune Beach, Duval	536
Spring Hill, Pasco	535

COVID-19: characteristics of 1,519,944 Florida resident cases

Data through Jan 14, 2021 verified as of Jan 15, 2021 at 09:25 AM

Data in this report are provisional and subject to change.

The table below includes the cities and counties of residence for cases in Florida residents based on the patient's ZIP Code. Note that city is not always received as part of the initial notification and may be missing while the case is being investigated.

City and county	Cases
Thonotosassa, Hillsborough	534
Old Town, Dixie	525
Jacksonville, St. Johns	520
Sorrento, Lake	519
Minneola, Lake	519
Marathon, Monroe	518
Southwest Ranches, Broward	515
Trinity, Pasco	514
Fruitland Park, Lake	508
Carrabelle, Franklin	496
Lake Alfred, Polk	496
Fort White, Columbia	479
Fort Myers Beach, Lee	476
Sneads, Jackson	476
West Melbourne, Brevard	472
Bronson, Levy	472
Belle Isle, Orange	461
Sweetwater, Dade	459
Baker, Okaloosa	450
Clearwater Beach, Pinellas	427
Umatilla, Lake	427
Jay, Santa Rosa	411
Cottdale, Jackson	407
Gulfport, Pinellas	402
South Daytona, Volusia	398
Weeki Wachee, Hernando	397
Mascotte, Lake	395
Hawthorne, Alachua	395
Palm Beach, Palm Beach	393
East Palatka, Putnam	392
Centerville, Leon	386
Oakland, Orange	384
Florida State University, Leon	383
Midway, Gadsden	381
Citra, Marion	380
Rotunda West, Charlotte	379
Silver Springs, Marion	375
Zolfo Springs, Hardee	373
Oxford, Sumter	370
Bunnell, Flagler	363
Altha, Calhoun	360
Missing, Volusia	354
Missing, Orange	351
Raiford, Union	348
Melbourne Beach, Brevard	340
Molino, Escambia	332
Alva, Lee	332
Myakka City, Manatee	331
Branford, Suwannee	331
Surfside, Dade	327
Cape Canaveral, Brevard	322
Youngstown, Bay	321
Celebration, Osceola	321
Flagler Beach, Flagler	316
Ocklawaha, Marion	313
Tavernier, Monroe	311
Apalachicola, Franklin	306
Haverhill, Palm Beach	305
Archer, Alachua	302

COVID-19: characteristics of 1,519,944 Florida resident cases

Data through Jan 14, 2021 verified as of Jan 15, 2021 at 09:25 AM

Data in this report are provisional and subject to change.

The table below includes the cities and counties of residence for cases in Florida residents based on the patient's ZIP Code. Note that city is not always received as part of the initial notification and may be missing while the case is being investigated.

City and county	Cases
Hastings, St. Johns	300
De Leon Springs, Volusia	299
Malone, Jackson	299
Bell, Gilchrist	298
Missing, Marion	297
Indian Harbour Beach, Brevard	294
Pierson, Volusia	289
Osprey, Sarasota	286
Dundee, Polk	286
Mims, Brevard	284
Lehigh, Lee	279
Eagle Lake, Polk	278
Grand Ridge, Jackson	278
Lake Park, Palm Beach	270
Greenville, Madison	268
Holly Hill, Volusia	267
Ave Maria, Collier	265
Bal Harbour, Dade	263
Jennings, Hamilton	263
Missing, St. Johns	258
Westville, Holmes	257
Eastpoint, Franklin	256
Vernon, Washington	256
Winter Park, Seminole	256
Webster, Sumter	252
Tequesta, Palm Beach	251
Missing, Lee	250
Chuluota, Seminole	250
Melrose, Putnam	249
Gotha, Orange	243
Floral City, Citrus	242
West Miami, Dade	242
Greenwood, Jackson	240
Montverde, Lake	239
Grand Island, Lake	238
Satsuma, Putnam	236
Kenneth City, Pinellas	233
Elkton, St. Johns	232
O'Brien, Suwannee	230
Orlando, Osceola	230
Reddick, Marion	229
Bryceville, Nassau	227
Valparaiso, Okaloosa	226
Indian Rocks Beach, Pinellas	223
Malabar, Brevard	219
Ponce De Leon, Holmes	217
San Antonio, Pasco	217
South Pasadena, Pinellas	213
Sebastian, Brevard	207
Gretna, Gadsden	205
Alafaya, Orange	205
Belleair, Pinellas	205
Edgewood, Orange	204
Missing, Santa Rosa	203
Laurel Hill, Okaloosa	202
Lake Panasoffkee, Sumter	195
Fort McCoy, Marion	194
Anthony, Marion	194
Orlando, Seminole	192

COVID-19: characteristics of 1,519,944 Florida resident cases

Data through Jan 14, 2021 verified as of Jan 15, 2021 at 09:25 AM

Data in this report are provisional and subject to change.

The table below includes the cities and counties of residence for cases in Florida residents based on the patient's ZIP Code. Note that city is not always received as part of the initial notification and may be missing while the case is being investigated.

City and county	Cases
White Springs, Hamilton	192
Bay Harbor Islands, Dade	191
Wellborn, Suwannee	187
Hosford, Liberty	182
Eglin Air Force Base, Okaloosa	181
Sanibel, Lee	181
Inlet Beach, Walton	180
Morriston, Levy	179
Missing, Palm Beach	178
Lee, Madison	178
Geneva, Seminole	176
Saint James City, Lee	175
Kindred, Osceola	172
Southport, Bay	168
Mcdavid, Escambia	168
Fern Park, Seminole	162
Orlando, Dade	158
Greenacres, Palm Beach	158
Longboat Key, Manatee	156
Weirsdale, Marion	156
Hallandale Beach, Broward	155
Azalea Park, Orange	154
Mcalpin, Suwannee	154
Alford, Jackson	151
Howey-In-The-Hills, Lake	150
Zellwood, Orange	147
Micanopy, Alachua	147
Juno Beach, Palm Beach	147
Holmes Beach, Manatee	146
Apopka, Seminole	146
Lakewood Ranch, Manatee	146
Fountain, Bay	146
Astatula, Lake	144
Caryville, Washington	141
Islamorada, Monroe	140
Missing, Brevard	139
Lauderdale By The Sea, Broward	138
Sopchoppy, Wakulla	138
Babson Park, Polk	137
Clair-Mel City, Hillsborough	137
University Of Miami, Dade	136
Summerland Key, Monroe	135
Holt, Okaloosa	134
Orlando, Polk	133
Missing, Duval	131
Madeira Beach, Pinellas	130
Hiawassee, Orange	130
Center Hill, Sumter	129
Bokeelia, Lee	129
Poinciana, Polk	129
Altoona, Lake	127
Lockhart, Orange	126
Bay Lake, Orange	125
Pomona Park, Putnam	124
The Villages, Lake	122
Mangonia Park, Palm Beach	121
Atlantis, Palm Beach	121
Viera, Brevard	121
Rocky Point, Hillsborough	120

COVID-19: characteristics of 1,519,944 Florida resident cases

Data through Jan 14, 2021 verified as of Jan 15, 2021 at 09:25 AM

Data in this report are provisional and subject to change.

The table below includes the cities and counties of residence for cases in Florida residents based on the patient's ZIP Code. Note that city is not always received as part of the initial notification and may be missing while the case is being investigated.

City and county	Cases
Missing, St. Lucie	118
Matlacha, Lee	116
Carrollwood, Hillsborough	115
Orlando, Broward	115
Missing, Pinellas	111
Oak Hill, Volusia	111
Lake Helen, Volusia	110
Odessa, Pasco	109
Osteen, Volusia	107
Hypoluxo, Palm Beach	106
Steinhatchee, Taylor	105
Golden Beach, Dade	104
Big Pine Key, Monroe	103
Baldwin, Duval	102
Grant-Valkaria, Brevard	101
Orlando, Hillsborough	101
Cutler Bay, Dade	101
Orlando, Volusia	100
Ponce Inlet, Volusia	100
Cloud Lake, Palm Beach	99
Placida, Charlotte	99
Clarksville, Calhoun	98
South Fort Myers, Lee	97
Citrus Springs, Citrus	97
Inglis, Levy	96
Hollister, Putnam	95
San Mateo, Putnam	95
University Of Fl, Alachua	95
Missing, Broward	94
Lady Lake, Sumter	94
Panacea, Wakulla	92
Kendall, Dade	91
Sumterville, Sumter	91
Buena Ventura Lakes, Osceola	90
Hampton, Bradford	89
Seville, Volusia	89
Missing, Pasco	87
Temple Terrace, Hillsborough	86
Lake Hamilton, Polk	86
Lutz, Pasco	86
Missing, Collier	85
Hurlburt Field, Okaloosa	84
Maitland, Seminole	83
Waldo, Alachua	83
Harmony, Osceola	83
Dinsmore, Duval	82
Brooker, Bradford	82
Belleair Beach, Pinellas	80
Christmas, Orange	79
Florahome, Putnam	79
Bascom, Jackson	79
Lamont, Jefferson	78
Tierra Verde, Pinellas	77
Callaway, Bay	77
F M, Lee	76
Canal Point, Palm Beach	75
Fruit Cove, St. Johns	74
Astor, Lake	73
Paisley, Lake	73

COVID-19: characteristics of 1,519,944 Florida resident cases

Data through Jan 14, 2021 verified as of Jan 15, 2021 at 09:25 AM

Data in this report are provisional and subject to change.

The table below includes the cities and counties of residence for cases in Florida residents based on the patient's ZIP Code. Note that city is not always received as part of the initial notification and may be missing while the case is being investigated.

City and county	Cases
Palma Ceia, Hillsborough	72
Orlando, Palm Beach	72
Pinetta, Madison	72
Lighthouse Point, Broward	72
Orlando, Lake	71
Avon Park, Polk	71
Tyndall Air Force Base, Bay	70
Barefoot Bay, Brevard	70
University Of Central Florida, Orange	69
University Of South Florida, Hillsborough	66
Missing, Hillsborough	66
Missing, Lake	65
Missing, Citrus	64
Missing, Escambia	64
Welaka, Putnam	64
Ochopee, Collier	64
Crystal Beach, Pinellas	63
Eatonville, Orange	63
Fort Denaud, Hendry	62
Stock Island, Monroe	62
Lorida, Highlands	62
Campbellton, Jackson	62
Cedar Key, Levy	62
Air Mail Facility, Dade	62
The Villages, Marion	61
Bradenton Beach, Manatee	61
Ocean Ridge, Palm Beach	59
Kathleen, Polk	59
Greensboro, Gadsden	58
Patrick Air Force Base, Brevard	58
Bonita Beach, Lee	57
Princeton, Dade	56
Boca Grande, Lee	56
North Venice, Sarasota	55
Saint Pete Beach, Pinellas	55
Barry University, Dade	52
Missing, Martin	52
Dania Beach, Broward	52
Sunny Isles Beach, Dade	52
Yalaha, Lake	50
Georgetown, Putnam	50
West Park, Broward	50
Destin, Walton	49
University Of Central Fl, Orange	48
Felda, Hendry	47
North Redington Beach, Pinellas	47
Walnut Hill, Escambia	47
Florida Gulf Coast Univ, Lee	46
Orlando, Brevard	45
Palm Beach Shores, Palm Beach	44
Treasure Island, Pinellas	44
Northdale, Hillsborough	44
Cinco Bayou, Okaloosa	43
Micco, Brevard	43
Reunion, Osceola	43
Anna Maria, Manatee	43
Bellview, Escambia	43
Cudjoe Key, Monroe	43
City Of Sunrise, Broward	42

COVID-19: characteristics of 1,519,944 Florida resident cases

Data through Jan 14, 2021 verified as of Jan 15, 2021 at 09:25 AM

Data in this report are provisional and subject to change.

The table below includes the cities and counties of residence for cases in Florida residents based on the patient's ZIP Code. Note that city is not always received as part of the initial notification and may be missing while the case is being investigated.

City and county	Cases
Lake Suzy, Desoto	42
Missing, Monroe	42
Ona, Hardee	42
Heathrow, Seminole	41
Missing, Seminole	41
Singer Island, Palm Beach	41
Missing, Hernando	41
Sewalls Point, Martin	41
Missing, Clay	40
Mexico Beach, Bay	40
Aloma, Orange	40
University Of Tampa, Hillsborough	39
Miromar Lakes, Lee	39
Town N Country, Hillsborough	39
Manalapan, Palm Beach	38
Duette, Manatee	37
Miami Springs, Dade	37
Highland City, Polk	37
Terra Ceia, Manatee	37
Village Of Wellington, Palm Beach	37
Eaton Park, Polk	36
Salt Springs, Marion	36
Orlando, Pinellas	36
Orlando, Leon	35
Naranja, Dade	34
Ebro, Washington	34
Okahumpka, Lake	34
Flemington, Marion	34
Missing, Indian River	33
Miami, Unknown	33
Waverly, Polk	33
Saint Leo, Pasco	33
Gulf Breeze, Escambia	33
Enterprise, Volusia	33
Missing, Nassau	33
Missing, Manatee	32
Missing, Okaloosa	32
Intercession City, Osceola	32
Highland Beach, Palm Beach	32
Kenansville, Osceola	31
Key Colony Beach, Monroe	31
Palm Shores, Brevard	30
Bonita Springs, Collier	29
Hialeah Gardens, Dade	28
Missing, Sumter	28
Village Wellington, Palm Beach	28
Dowling Park, Suwannee	27
Bayonet Point, Pasco	27
Lulu, Columbia	27
Bay Pines, Pinellas	27
Pensacola Beach, Santa Rosa	27
Green Acres, Palm Beach	27
Bagdad, Santa Rosa	27
Jupiter, Martin	26
Florence Villa, Polk	26
Florida State, Leon	26
Caryville, Holmes	26
Tice, Lee	26
Univ Of FI Student Dorms, Alachua	26

COVID-19: characteristics of 1,519,944 Florida resident cases

Data through Jan 14, 2021 verified as of Jan 15, 2021 at 09:25 AM

Data in this report are provisional and subject to change.

The table below includes the cities and counties of residence for cases in Florida residents based on the patient's ZIP Code. Note that city is not always received as part of the initial notification and may be missing while the case is being investigated.

City and county	Cases
South Palm Beach, Palm Beach	25
Nocatee, Desoto	25
Poinciana, Osceola	25
South Miami Heights, Dade	25
Winter Garden, Lake	25
Miami Shores, Dade	25
Penney Farms, Clay	25
Kinard, Calhoun	25
North Bay Village, Dade	24
Florida International Univ, Dade	24
Hallandale Beach, Broward	24
Missing, Walton	24
Labelle, Glades	24
Horseshoe Beach, Dixie	24
Lacoochee, Pasco	24
Orlando, Pasco	24
Santa Fe, Alachua	24
Orlando, Duval	23
Pasadena, Pinellas	23
Homosassa Springs, Citrus	23
Chokoloskee, Collier	23
Missing, Polk	23
Siesta Key, Sarasota	22
Tangerine, Orange	22
Florida Dept Of Corrections, Union	22
Earleton, Alachua	22
Tioga, Alachua	22
Mcintosh, Marion	22
Goulds, Dade	21
Eloise, Polk	21
Florida A And M University, Leon	21
Cortez, Manatee	20
Bradley, Polk	20
La Crosse, Alachua	20
Orlando, Marion	20
City Of Westlake, Palm Beach	20
Palmdale, Glades	20
Lealman, Pinellas	20
Sparr, Marion	20
Indian Lake Estates, Polk	20
Stetson University, Volusia	20
Westchase, Hillsborough	20
Fort Lauderdale, Dade	20
Venus, Highlands	20
Sun City, Hillsborough	19
New Smyrna, Volusia	19
Balm, Hillsborough	19
Bonaventure, Broward	19
Sydney, Hillsborough	19
Long Key, Monroe	19
Bonifay, Washington	19
Ponte Vedra, Duval	19
Little Torch Key, Monroe	18
Hawthorne, Putnam	18
Bostwick, Putnam	18
Homeland, Polk	18
University Of Central Florida, Broward	18
Branford, Lafayette	18
Orange Lake, Marion	18

COVID-19: characteristics of 1,519,944 Florida resident cases

Data through Jan 14, 2021 verified as of Jan 15, 2021 at 09:25 AM

Data in this report are provisional and subject to change.

The table below includes the cities and counties of residence for cases in Florida residents based on the patient's ZIP Code. Note that city is not always received as part of the initial notification and may be missing while the case is being investigated.

City and county	Cases
Babcock Ranch, Lee	18
Mexico Beach, Gulf	18
Perdido Key, Escambia	18
Sugarloaf Key, Monroe	18
Apopka, Lake	17
Missing, Osceola	17
Saint Marks, Wakulla	17
Wabasso, Indian River	17
Bayshore Gardens, Manatee	17
Paxton, Walton	17
Wausau, Washington	17
Yankeetown, Levy	17
Orlando, Alachua	17
Ridge Manor, Pasco	17
Parker, Bay	16
West Panama City Beach, Bay	16
Graceville, Holmes	16
Mango, Hillsborough	16
Candler, Marion	16
Alturas, Polk	16
Champions Gate, Polk	16
Crystal Springs, Pasco	16
Loughman, Polk	15
Maitland, Volusia	15
Pine Hills, Orange	15
Laud-By-The-Sea, Broward	15
Lowell, Marion	15
Pine Castle, Orange	15
Lakeshore, Polk	15
Florida International University, Dade	15
Missing, Flagler	15
Mount Dora, Orange	15
Goodland, Collier	14
Village Of Palmetto Bay, Dade	14
Miami, Broward	14
Gulf Stream, Palm Beach	14
Indian River Shores, Indian River	14
Ocoee, Lake	14
Orlando, Manatee	14
University Of Central Fl, Hillsborough	14
White Springs, Columbia	14
Gulf Hammock, Levy	14
Jensen Beach, St. Lucie	14
Missing, Jackson	14
Pembroke Park, Broward	14
Murdock, Charlotte	14
Missing, Taylor	14
Plymouth, Orange	14
Everglades City, Collier	14
Winter Park, Polk	14
Westlake, Palm Beach	13
Woodville, Leon	13
Maitland, Polk	13
Fort Ogden, Desoto	13
Orlando, Flagler	13
Hernando Beach, Hernando	13
Tallevast, Manatee	13
Orlando, Lee	13
High Springs, Gilchrist	12

COVID-19: characteristics of 1,519,944 Florida resident cases

Data through Jan 14, 2021 verified as of Jan 15, 2021 at 09:25 AM

Data in this report are provisional and subject to change.

The table below includes the cities and counties of residence for cases in Florida residents based on the patient's ZIP Code. Note that city is not always received as part of the initial notification and may be missing while the case is being investigated.

City and county	Cases
Nalcrest, Polk	12
Pensacola Beach, Escambia	12
Maitland, Osceola	12
Buckingham, Lee	12
Golden Oak, Orange	12
Zellwood, Lake	12
Forest City, Orange	12
Wewahitchka, Calhoun	12
Fort Charlotte, Charlotte	12
Daytona Beach Shores, Volusia	11
Redington Shores, Pinellas	11
Long Boat Key, Manatee	11
Lake City, Suwannee	11
Unknown, Dade	11
Saint George Island, Franklin	11
Archer, Levy	11
Hollywood, Dade	11
Jacksonville, Unknown	11
Holder, Citrus	11
Union Park, Orange	11
Saint Johns, Duval	11
Maxville, Duval	11
Shady Hills, Pasco	11
Gonzalez, Escambia	11
Steinhatchee, Dixie	10
Rosemary Beach, Walton	10
Nichols, Polk	10
Passport, Unknown	10
Greenville, Taylor	10
Graham, Bradford	10
Apopka, Volusia	10
Wahneta, Polk	10
Durant, Hillsborough	10
Missing, Bay	10
Leisure City, Dade	10
Laurel Hill, Walton	10
Watersound, Walton	10
Brooksville, Pasco	10
Ramrod Key, Monroe	10
Trenton, Levy	10
Telogia, Liberty	10
Missing, Columbia	10
Trilby, Pasco	10
Orlando, Okaloosa	9
Cottdale, Washington	9
Otter Creek, Levy	9
Palma Sola, Manatee	9
Davenport, Osceola	9
Saint Lucie West, St. Lucie	9
University Park, Manatee	9
Choctaw Beach, Okaloosa	9
Belleair Bluffs, Pinellas	9
Lake Como, Putnam	9
Johns Pass Village, Pinellas	9
Lake Buena Vista, Orange	9
Dade City, Hernando	9
Perrine, Dade	9
Orlando, Escambia	9
Roseland, Indian River	9

COVID-19: characteristics of 1,519,944 Florida resident cases

Data through Jan 14, 2021 verified as of Jan 15, 2021 at 09:25 AM

Data in this report are provisional and subject to change.

The table below includes the cities and counties of residence for cases in Florida residents based on the patient's ZIP Code. Note that city is not always received as part of the initial notification and may be missing while the case is being investigated.

City and county	Cases
Fanning Springs, Gilchrist	9
Hillsboro Beach, Broward	9
Suwannee, Dixie	9
Lamont, Madison	9
Rubonia, Manatee	9
Indian Creek Village, Dade	9
Kingsley Lake, Bradford	8
Missing, Holmes	8
Hutchinson Island, St. Lucie	8
Florida State Univ Admin, Leon	8
Forest City, Seminole	8
Ozona, Pinellas	8
Salem, Taylor	8
Mount Plymouth, Lake	8
Orlando, St. Lucie	8
Missing, Putnam	8
Braden River, Manatee	8
Webster, Hernando	8
West Delray Beach, Palm Beach	8
Lake Monroe, Seminole	8
Ferndale, Lake	8
Hialeah, Unknown	8
Jerome, Collier	8
Maitland, Hillsborough	8
Innovation, Pasco	7
Citrus Ridge, Indian River	7
Ponce De Leon, Walton	7
Redington Beach, Pinellas	7
Missing, Sarasota	7
Maitland, Lake	7
Sea Ranch Lakes, Broward	7
Cross Creek, Alachua	7
Captiva, Lee	7
Niceville, Walton	7
Seybold, Dade	7
Orlando, Sarasota	7
Kissimmee, Orange	7
Beverly Beach, Flagler	7
Pine Ridge, Citrus	7
Switzerland, St. Johns	7
University Of Central Fl, Martin	7
Port Saint John, Brevard	7
Basinger, Okeechobee	7
Evinston, Alachua	7
Missing, Suwannee	7
Virginia Gardens, Dade	7
Cypress, Jackson	7
Los Angeles, Dade	7
Lloyd, Jefferson	6
Orchid, Indian River	6
Morrison, Marion	6
Duck Key, Monroe	6
Umatilla, Marion	6
Orlando, St. Johns	6
Orange Springs, Marion	6
Seacrest, Walton	6
Missing, Unknown	6
Fernandina, Nassau	6
Briny Breezes, Palm Beach	6

COVID-19: characteristics of 1,519,944 Florida resident cases

Data through Jan 14, 2021 verified as of Jan 15, 2021 at 09:25 AM

Data in this report are provisional and subject to change.

The table below includes the cities and counties of residence for cases in Florida residents based on the patient's ZIP Code. Note that city is not always received as part of the initial notification and may be missing while the case is being investigated.

City and county	Cases
Citrus Hills, Citrus	6
Grant Valkaria, Brevard	6
Lake Butler, Bradford	6
Mayport Naval Station, Duval	6
Aripeka, Pasco	6
Grandin, Putnam	6
Ocoee, Osceola	6
Palm City, St. Lucie	6
Quail Heights, Dade	6
River Ranch, Polk	6
Missing, Highlands	6
Goldenrod, Seminole	6
Winderemere, Orange	6
East Lake, Marion	6
Gibsonia, Polk	6
Ebro, Bay	5
Eglin, Okaloosa	5
Deer Island, Lake	5
Barberville, Volusia	5
Grove City, Charlotte	5
Westchester, Dade	5
Apopka, Broward	5
Scottsmoor, Brevard	5
Wildlight, Nassau	5
Putnam Hall, Putnam	5
Stuart, St. Lucie	5
Pass, Unknown	5
Valkaria, Brevard	5
Winter Park, Broward	5
Indian Shores, Pinellas	5
Fairfield, Marion	5
Eau Gallie, Brevard	5
Orlando, Charlotte	5
Winter Garden, Seminole	5
White City, Gulf	5
Worthington Springs, Union	5
Missing, Alachua	5
Eatonville, Polk	5
Anastasia Island, St. Johns	5
Winter Garden, Osceola	5
Elfers, Pasco	5
Orlando, Collier	5
Orlando, Hernando	5
N/A, Unknown	5
Okeechobee, Martin	5
Windermere, Alachua	5
Psl, Unknown	5
Naples, Lee	5
Lakewood Ranch, Sarasota	5
Longboat Key, Sarasota	5
Ybor City, Hillsborough	5
Miccosukee, Leon	5
Keystone Heights, Bradford	5
Copeland, Collier	5
Clarcona, Orange	4
Pensacola, Unknown	4
Newberry, Gilchrist	4
Okeechobee, Osceola	4
Miami Gardens, Unknown	4

COVID-19: characteristics of 1,519,944 Florida resident cases

Data through Jan 14, 2021 verified as of Jan 15, 2021 at 09:25 AM

Data in this report are provisional and subject to change.

The table below includes the cities and counties of residence for cases in Florida residents based on the patient's ZIP Code. Note that city is not always received as part of the initial notification and may be missing while the case is being investigated.

City and county	Cases
Miramar, Dade	4
Missing, Calhoun	4
Fort Lauderdale, Palm Beach	4
Clewiston, Palm Beach	4
Babcock Ranch, Charlotte	4
Branford, Gilchrist	4
San Carlos Park, Lee	4
Wakulla Springs, Wakulla	4
Orlando, Citrus	4
Oneco, Manatee	4
Day, Lafayette	4
Alafaya, Broward	4
International Service Center, Dade	4
Williston, Marion	4
Saint Augustine, Duval	4
Bella Collina, Lake	4
El Jobean, Charlotte	4
Hinsdale, Manatee	4
Orange Park, Duval	4
Nobleton, Hernando	4
Tampa, Pinellas	4
Shady Grove, Taylor	4
Milton, Escambia	4
Orlando, Santa Rosa	4
Holt, Santa Rosa	4
Inlet Beach, Bay	4
Maitland, Leon	4
Laurel, Sarasota	4
Missing, Leon	4
Mayport, Duval	4
Deerfield Beach, Palm Beach	4
Loxahatchee Groves, Palm Beach	4
Live Oak, Madison	4
University Of Central Florida, Brevard	4
Windermere, Leon	4
West Bradenton, Manatee	4
Port Charlotte, Unknown	4
Punta Gorda, Lee	4
Okeechobee, Glades	4
Orlando, Columbia	4
Saint Augustine Beach, St. Johns	4
Glen Ridge, Palm Beach	4
Orlando, Highlands	4
Missing, Hendry	4
Port Salerno, Martin	4
Orlando, Bay	4
Ocean Breeze, Martin	4
Hialeah, Broward	4
Melrose, Bradford	4
Alys Beach, Bay	4
Margate, Unknown	3
Mid Florida, Seminole	3
Maitland, Pasco	3
Highland Park, Polk	3
Winter Garden, Polk	3
Lanark Village, Franklin	3
Labelle, Lee	3
Ocoee, Broward	3
Apopka, Osceola	3

COVID-19: characteristics of 1,519,944 Florida resident cases

Data through Jan 14, 2021 verified as of Jan 15, 2021 at 09:25 AM

Data in this report are provisional and subject to change.

The table below includes the cities and counties of residence for cases in Florida residents based on the patient's ZIP Code. Note that city is not always received as part of the initial notification and may be missing while the case is being investigated.

City and county	Cases
Brewton, Escambia	3
Cassadaga, Volusia	3
Woodside, Broward	3
University Of Central Florida, Palm Beach	3
Pp, Unknown	3
Orem, Palm Beach	3
Winter Park, Lake	3
Saint Augusaintine Beach, St. Johns	3
Orlando, Indian River	3
Orlando, Unknown	3
Orlando, Martin	3
Port Saint Lucie, Martin	3
Village Of Golf, Palm Beach	3
Windermere, Seminole	3
Lynbrook, Broward	3
Lakeland, Hillsborough	3
Lake Geneva, Clay	3
Miami, Palm Beach	3
Miami Gardens, Broward	3
Blountstown, Liberty	3
Hallandale Beach, Unknown	3
Ludlam, Dade	3
Jacksonville, Clay	3
Apopka, Dade	3
Orlando, Union	3
Sunny Hills, Washington	3
Winter Park, Alachua	3
Winter Park, Leon	3
Winter Park, Osceola	3
Ocean Reef Club, Monroe	3
Missing, Washington	3
Mims, Volusia	3
Jonesville, Alachua	3
Julington Creek, St. Johns	3
East Rockland Key, Monroe	3
Apopka, Hillsborough	3
Point Washington, Walton	3
University Of Central Fl, Seminole	3
Sandestin, Walton	3
Seacrest, Bay	3
Vero Beach, St. Lucie	3
Hollywood, Unknown	3
Indian Rock Beach, Pinellas	3
Inglis, Citrus	3
Monticello, Madison	3
Mayport Naval Housing, Duval	3
Cape San Blas, Gulf	3
Bowling Green, Polk	3
Crestview, Walton	3
Cypress Gardens, Polk	3
Fernandina Beach, Duval	3
Fpo, Duval	3
Samoset, Manatee	3
San Fernando, Unknown	3
Pompano Beach, Palm Beach	3
Vernon, Bay	3
Windermere, Palm Beach	3
Winter Park, Brevard	3
Sorrento, Orange	3

COVID-19: characteristics of 1,519,944 Florida resident cases

Data through Jan 14, 2021 verified as of Jan 15, 2021 at 09:25 AM

Data in this report are provisional and subject to change.

The table below includes the cities and counties of residence for cases in Florida residents based on the patient's ZIP Code. Note that city is not always received as part of the initial notification and may be missing while the case is being investigated.

City and county	Cases
Bristol, Calhoun	3
Bayou George, Bay	3
Conch Key, Monroe	3
Coraopolis, Citrus	3
Chicago, Lee	3
Jacksonville, Alachua	3
Orlando, Jackson	3
North Fort Myers, Charlotte	3
Kissimmee, Unknown	3
Jacksonville Naval Air Station, Duval	3
Orlando, Nassau	3
Sugarloaf, Monroe	3
Westville, Walton	3
Winter Garden, Leon	3
Haines Creek, Lake	3
Glenwood, Volusia	3
Ft Pierce, St. Lucie	3
Milligan, Okaloosa	3
Lamont, Taylor	3
Land O Lakes, Hillsborough	2
Missing, Okeechobee	2
Lakeland, Unknown	2
Fort Lauderdale, Alachua	2
Cross City, Taylor	2
Carl Fisher, Dade	2
Boca Raton, Broward	2
Saint Marys, Nassau	2
Windermere, Lake	2
Winter Park, Highlands	2
Wacissa, Jefferson	2
Ocoee, Leon	2
Orlo Vista, Orange	2
Port Saint Lucie, Palm Beach	2
Jacksonville Naval Hospital, Duval	2
Longview, Dade	2
Jacksonville, Nassau	2
Hosford, Calhoun	2
Noma, Holmes	2
Okeechobee, Lake	2
Melrose, Clay	2
Mesa, Unknown	2
Cape Haze, Charlotte	2
000000, Unknown	2
Boynton Beach, Broward	2
Sebring, Desoto	2
Ormond Beach, Flagler	2
Panama City, Unknown	2
Pompano Beach, Unknown	2
Tampa, Hernando	2
Summerfield, Unknown	2
University Of Central Florida, Lee	2
Vero Beach, Unknown	2
Wauchula, Desoto	2
Winter Park, Dade	2
Yeehaw, Okeechobee	2
Weirsdale, Lake	2
Sunrise, Unknown	2
Tampa, Broward	2
Port Canaveral, Brevard	2

COVID-19: characteristics of 1,519,944 Florida resident cases

Data through Jan 14, 2021 verified as of Jan 15, 2021 at 09:25 AM

Data in this report are provisional and subject to change.

The table below includes the cities and counties of residence for cases in Florida residents based on the patient's ZIP Code. Note that city is not always received as part of the initial notification and may be missing while the case is being investigated.

City and county	Cases
Seguin, Unknown	2
Oakland Park, Unknown	2
Dade City, Unknown	2
Cross Key, Monroe	2
Cibolo, Orange	2
Crescent Beach, Sarasota	2
Claysville, Hernando	2
Marysville, Dade	2
Island Grove, Alachua	2
Green Cove Springs, Duval	2
Venice, Dade	2
Union, Manatee	2
University Of Central Fl, Broward	2
Sand Lake, Orange	2
Port St. Lucie, St. Lucie	2
Windermere, Hillsborough	2
Winter Park, Collier	2
Winter Park, Duval	2
Winter Park, Hillsborough	2
Alys Beach, Walton	2
Apopka, Duval	2
At Large, Broward	2
Alford, Washington	2
High Springs, Columbia	2
Jupiter Island, Martin	2
Jena, Taylor	2
Labelle, Collier	2
Lauderhill, Unknown	2
Long Beach, Orange	2
Longwood, Unknown	2
Miramar, Unknown	2
Maitland, Palm Beach	2
Miami Beach, Unknown	2
Miami, Martin	2
New Port Richey, Hillsborough	2
Okeechobee, Highlands	2
Tarpon Springs, Pasco	2
West Palm Beach, Dade	2
Tampa Palms, Hillsborough	2
Oklawaha, Marion	2
Olustee, Baker	2
Ocoee, Duval	2
Apopka, Flagler	2
Apopka, Marion	2
Apopka, Sarasota	2
Bonifay, Jackson	2
Clermont, Polk	2
Doctors Inlet, Clay	2
Deland, Lake	2
Fort Pierce, Martin	2
Greenville, Jefferson	2
Lecanto, Marion	2
Immokalee, Lee	2
Eatonville, Lake	2
Fort Lauderdale, Unknown	2
Fort Myers, Unknown	2
Alligator Point, Franklin	2
Coconut Creek, Unknown	2
Crawfordville, Leon	2

COVID-19: characteristics of 1,519,944 Florida resident cases

Data through Jan 14, 2021 verified as of Jan 15, 2021 at 09:25 AM

Data in this report are provisional and subject to change.

The table below includes the cities and counties of residence for cases in Florida residents based on the patient's ZIP Code. Note that city is not always received as part of the initial notification and may be missing while the case is being investigated.

City and county	Cases
Miami, Orange	2
None, Dade	2
Mount Pleasant, Gadsden	2
Lawtey, Union	2
Lutz, Pinellas	2
Los Angeles, Okaloosa	2
Winter Garden, Broward	2
Winter Garden, Dade	2
Winter Park, St. Johns	2
Upper Key Largo, Monroe	2
Windermere, Osceola	2
Seven Springs, Pasco	2
Saint Petersburg, Hillsborough	2
Portland, Unknown	2
Pp, Dade	2
Provo, Broward	2
University Of Central Florida, Pinellas	2
Windermere, Polk	2
Wimauma, Manatee	2
University Of Central Fl, Dade	2
University Of Central Fl, Osceola	2
Sumatra, Liberty	2
Fort Walton Beach, Walton	2
Hialeah Lakes, Dade	2
Dunnellon, Levy	2
Orlando, Holmes	2
Orlando, Sumter	2
Moore Haven, Hendry	2
Naples, Broward	2
Lake Harbor, Palm Beach	2
Winter Garden, Hillsborough	2
Tangerine, Lake	2
Pass, Dade	2
Jacksonville, Dade	2
Lake Worth, Broward	2
Madison, Unknown	2
Los Angeles, Broward	2
Lockhart, Seminole	2
Amelia City, Nassau	2
Alligator Point, Wakulla	2
Florida Power & Light Co, Dade	2
Fort Denaud, Glades	1
Fortlauderdale, Unknown	1
Ft Pierce, Unknown	1
Garland, Orange	1
El Paso, Unknown	1
Everett, Dade	1
Fl State Lot, Leon	1
Destin, Unknown	1
Diamond, Highlands	1
Eatonville, Seminole	1
Colorado Springs, Unknown	1
Conifer, Lee	1
Coco River, Collier	1
Altamonte, Orange	1
Alva, Collier	1
333, Unknown	1
Allentown, Putnam	1
Amelia Village, Nassau	1

COVID-19: characteristics of 1,519,944 Florida resident cases

Data through Jan 14, 2021 verified as of Jan 15, 2021 at 09:25 AM

Data in this report are provisional and subject to change.

The table below includes the cities and counties of residence for cases in Florida residents based on the patient's ZIP Code. Note that city is not always received as part of the initial notification and may be missing while the case is being investigated.

City and county	Cases
Apple Creek, Citrus	1
Barefoot Beach, Lee	1
Azalea Park, Osceola	1
Aventura, Osceola	1
Chipley, Holmes	1
Chipley, Jackson	1
Chattanooga, Dade	1
Bear Grass, Palm Beach	1
Bruce, Holmes	1
Bryn Mawr, Palm Beach	1
Camden Wyoming, Duval	1
Loganville, Orange	1
Live Oak, Columbia	1
Lauderdale Hill, Unknown	1
Longwood, Orange	1
Middleburg, Duval	1
Midland, Osceola	1
Miami Garden, Unknown	1
N/A, Duval	1
Naples, Alachua	1
Miami, Monroe	1
Miamii, Dade	1
Miamt, Dade	1
Lake Mary, Lake	1
Knoxville, Escambia	1
Jeffersonville, Broward	1
Hickory, Lee	1
Homeless, Dade	1
Hallandate Ben, Unknown	1
Pine Hills, Broward	1
Ponte Vedra Beach, Orange	1
Port Saint Lucie, Broward	1
Port Saint Lucie, Indian River	1
Old Town, Gilchrist	1
Palm City, Unknown	1
Oviedo, Leon	1
Ocoee, Hillsborough	1
Opa Locka, Polk	1
Orem, Sarasota	1
Orem, Unknown	1
North Jupiter, Palm Beach	1
Ocala, Unknown	1
Porter Ranch, Dade	1
Raiford, Bradford	1
Pompano Beach, Alachua	1
Republic, Monroe	1
Ridgewood, Broward	1
Riverview, Manatee	1
Roseland, Palm Beach	1
Saint Teresa, Wakulla	1
San Diego, Unknown	1
Russellville, Hillsborough	1
Saint Augustine, Okaloosa	1
University Of Central Fl, Pasco	1
Union City, Bradford	1
Tampa, Manatee	1
Steinhatchee, Alachua	1
University Of Central Florida, Hillsborough	1
Vero Beach, Brevard	1

COVID-19: characteristics of 1,519,944 Florida resident cases

Data through Jan 14, 2021 verified as of Jan 15, 2021 at 09:25 AM

Data in this report are provisional and subject to change.

The table below includes the cities and counties of residence for cases in Florida residents based on the patient's ZIP Code. Note that city is not always received as part of the initial notification and may be missing while the case is being investigated.

City and county	Cases
Village Of Palm Springs, Palm Beach	1
Webster, Pasco	1
Windermere, Dade	1
Winston Salem, Unknown	1
Wilbur By The Sea, Volusia	1
Willowbrook, Lee	1
Woodland Hills, Brevard	1
Westerville, Hillsborough	1
Los Angeles, Polk	1
Lakewood, Unknown	1
Middleburg, Unknown	1
Minneapolis, Broward	1
Missing, Charlotte	1
Maitland, Unknown	1
Melbourne, Orange	1
Miami Beach, Palm Beach	1
Miami Granders, Dade	1
Naugatuck, Lee	1
New Vernon, Sarasota	1
New York, Broward	1
North Little Rock, Palm Beach	1
Oakland, Broward	1
Oakland, Manatee	1
Myakka, Duval	1
Ocoee, Polk	1
Opa Locka, Unknown	1
Orlando, Orange	1
Duke Field Air Force Station, Okaloosa	1
Flora, Lee	1
Export, Palm Beach	1
Fdsf, Unknown	1
Fruitland Park, Sumter	1
Fwb, Unknown	1
Gainesville, Marion	1
Gastonia, Polk	1
Geneva, Orange	1
Hilliard, Dade	1
Hollywood, Leon	1
Holt, Unknown	1
Humble, Broward	1
Havanna, Gadsden	1
Knoxville, Duval	1
Green, Clay	1
Greensburg, Orange	1
Greenville, Monroe	1
Gulf Shores, Escambia	1
Bryn Mawr, Collier	1
Apalachicola, Leon	1
Apopka, Palm Beach	1
Aspen, Palm Beach	1
Atlanta, Broward	1
Aurburndale, Polk	1
Aventura, Unknown	1
Azalea Park, Sarasota	1
Bartow, Unknown	1
Boca Rotan, Unknown	1
Deltona , Volusia	1
Clermont, Unknown	1
Columbia, Orange	1

COVID-19: characteristics of 1,519,944 Florida resident cases

Data through Jan 14, 2021 verified as of Jan 15, 2021 at 09:25 AM

Data in this report are provisional and subject to change.

The table below includes the cities and counties of residence for cases in Florida residents based on the patient's ZIP Code. Note that city is not always received as part of the initial notification and may be missing while the case is being investigated.

City and county	Cases
Coral Gables, Unknown	1
Coral Springs, Unknown	1
Cornelius, Leon	1
Crestview, Dade	1
Dade City, Polk	1
Dania, Unknown	1
Darien, Pasco	1
Sumter Ville, Unknown	1
Springhill, Unknown	1
Tampa, Jackson	1
University Of Central Fl, St. Johns	1
University Of Central Florida, Dade	1
Tinley Park, Lee	1
Telluride, Lee	1
Windermere, Lee	1
Winter Garden, Brevard	1
Winter Garden, Sumter	1
Wayne, Dade	1
West Simsbury, Collier	1
South Otselic, Dade	1
Saint Petersburg, Dade	1
San Juan, Osceola	1
San Pedro Sula, Dade	1
Sandy, Duval	1
Richmond Heights, Dade	1
Rochester, Lee	1
Rosemary Beach, Bay	1
Saint Cloud, Orange	1
Port Charlotte Fl, Unknown	1
Ponce, Orange	1
Plant City, Pinellas	1
Plantation, Unknown	1
Pensacola, Santa Rosa	1
Plant City, Hendry	1
Saint Petersburg, St. Lucie	1
Saxis, Lee	1
Sebring, Lee	1
Saint Johns, Unknown	1
Rye, Duval	1
Rex, Duval	1
Sun City Center, Hardee	1
Spring Hill , Hernando	1
Starke, Clay	1
Stone Mountain, Palm Beach	1
Tulsa, Orange	1
University Of Central Fl, Clay	1
Tiffin, Highlands	1
Tallahassee, Duval	1
Tampa, Palm Beach	1
Port Everglades, Broward	1
Plantation, Orange	1
Peoria, Unknown	1
Pacifica, Dade	1
Palm Coast, Polk	1
Palm Coast, Volusia	1
Parker, Dade	1
Orlando, Washington	1
Oooooo, Unknown	1
North Pole, Seminole	1

COVID-19: characteristics of 1,519,944 Florida resident cases

Data through Jan 14, 2021 verified as of Jan 15, 2021 at 09:25 AM

Data in this report are provisional and subject to change.

The table below includes the cities and counties of residence for cases in Florida residents based on the patient's ZIP Code. Note that city is not always received as part of the initial notification and may be missing while the case is being investigated.

City and county	Cases
North Port, Lee	1
Windermere, Pasco	1
Vernon, Unknown	1
West Villages, Sarasota	1
Westbrook, Dade	1
Wichita, Volusia	1
Wildwood, Marion	1
Winder Garden, Orange	1
Windermere, Broward	1
Washington, Unknown	1
Wekiva Springs, Seminole	1
Zolfo Springs, Polk	1
Winter Garden, Pinellas	1
Winter Park, Calhoun	1
Winter Park, Indian River	1
Winter Park, Lee	1
Louisville, Manatee	1
Lewisburg, Pasco	1
Littleton, Dade	1
Los Angeles Ca, Unknown	1
La Grange, Dade	1
Lake City, Hamilton	1
Jerusalem, St. Johns	1
Navarre, Okaloosa	1
New Orleans, Palm Beach	1
Newark, Broward	1
Newburgh, Bay	1
Middlesburg, Duval	1
Missing, Hardee	1
Miami Lakes, Unknown	1
Miami, Hillsborough	1
Maitland, Dade	1
Marshall, Dade	1
Clermont, Osceola	1
Clewiston, Glades	1
Deland, St. Lucie	1
Deltona, Orange	1
Cartersville, Unknown	1
Anaheim, Unknown	1
Alafaya, Palm Beach	1
Athens, Duval	1
Boca Raton, Orange	1
Bogota, Orange	1
Bradington, Manatee	1
Bronx, Palm Beach	1
Blountstown, Jackson	1
Belle Isle, Dade	1
Fort Myers-, Lee	1
Fort Pierce, Unknown	1
Eatonville, Osceola	1
Cypress, Leon	1
Edgewood, Osceola	1
Homosassa, Hernando	1
Hialeah, Bay	1
Homeless, Polk	1
Harrison, Pinellas	1
Gotha, Palm Beach	1
Granada Hills, Broward	1
Hailandale, Unknown	1

COVID-19: characteristics of 1,519,944 Florida resident cases

Data through Jan 14, 2021 verified as of Jan 15, 2021 at 09:25 AM

Data in this report are provisional and subject to change.

The table below includes the cities and counties of residence for cases in Florida residents based on the patient's ZIP Code. Note that city is not always received as part of the initial notification and may be missing while the case is being investigated.

City and county	Cases
Lemoyne, Manatee	1
Lawrence Township, Palm Beach	1
Lander, Citrus	1
Las Vegas, Orange	1
Magnolia Square, Osceola	1
Maitland, Alachua	1
Melrose, Alachua	1
Miamf, Dade	1
Miami G, Dade	1
Miami, Collier	1
Marianna, Calhoun	1
Marshall, Palm Beach	1
New Richmond, Volusia	1
Jamaica, Broward	1
Kingsland, Duval	1
Kissimmee, Brevard	1
Lake Placid, Alachua	1
Gotha, Leon	1
Gilmer, Dade	1
Haverford, Hillsborough	1
Herrin, Orange	1
Deland, Polk	1
Dallas, Lee	1
De Leon Springs, Putnam	1
Estero, Collier	1
Fanning Springs, Levy	1
Columbus, Brevard	1
Cookeville, Seminole	1
Crestview, Holmes	1
Cumberland, Palm Beach	1
Dade City, Hillsborough	1
Charlotte, Pasco	1
Clear Brook, Lee	1
Clermont, Orange	1
Boca Raton, Unknown	1
Bohealia, Lee	1
Blowing Rock, Polk	1
Carol Stream, Orange	1
Bryant, Alachua	1
Apopka, St. Lucie	1
Belle Isle, Polk	1
Apopka, Manatee	1
99, Unknown	1
Alanson, Bay	1
Aollywoss, Dade	1
Ocoee, Lee	1
Ocoee, Volusia	1
Okeechobee, St. Lucie	1
Opalocka, Dade	1
Orlando, Hendry	1
Orlando, Levy	1
Oakland, Lake	1
Oakland, Leon	1
Palm Springs North, Dade	1
Palm Coast, Duval	1
Perry, Leon	1
Phoenix, Orange	1
Provincetown, Collier	1
Tangerine, Seminole	1

COVID-19: characteristics of 1,519,944 Florida resident cases

Data through Jan 14, 2021 verified as of Jan 15, 2021 at 09:25 AM

Data in this report are provisional and subject to change.

The table below includes the cities and counties of residence for cases in Florida residents based on the patient's ZIP Code. Note that city is not always received as part of the initial notification and may be missing while the case is being investigated.

City and county	Cases
Virginia Beach, Hernando	1
Waco, Broward	1
University Of Central Florida, Monroe	1
Tewksbury, Orange	1
Toms River, Dade	1
Shannon, Collier	1
Soldotna, Broward	1
South Burlington, Orange	1
Steinhatchee, Madison	1
Pineland, Lee	1
Saint Cloud, Lee	1
Saint Johns, Orange	1
San Antonio, Sarasota	1
San Antonio, Unknown	1
Sanford, Volusia	1
Weston, Dade	1
Wheaton, Lee	1
Wesley Chapel, Alachua	1
Wood River, Polk	1
Worcester, Palm Beach	1
North Port, Charlotte	1
Newaygo, Charlotte	1
Na, Dade	1
Naples, Leon	1
Naples, Unknown	1
Milford, Bay	1
Mattoon, Lee	1
Missing, Desoto	1
Los Angeles, Orange	1
Marathon Shores, Monroe	1
Marianna, Leon	1
Marianna, Washington	1
Mary Esther, Hillsborough	1
Littleton, St. Johns	1
Lecanto, Palm Beach	1
Lake Worth, Unknown	1
Lake Como, Nassau	1
Lake In The Hills, Broward	1
Indianapolis, Lee	1
Jupiter, Pinellas	1
Kansas City, Palm Beach	1
Gwynn Oak, Polk	1
Fort Lauderdale, Lee	1
Fort Pierce, Brevard	1
Crescent City, Marion	1
Crestview, Unknown	1
Delray Beach, Broward	1
Fort Worth, Broward	1
Franklin, Orange	1
Gainesville, Santa Rosa	1
Altamonte Springs, Orange	1
Addison, Pasco	1
Alafaya, Dade	1
Apo, Collier	1
Apopka, Alachua	1
Apopka, Citrus	1
Austin, Dade	1
Azalea Park, Broward	1
Belle Isle, Seminole	1

COVID-19: characteristics of 1,519,944 Florida resident cases

Data through Jan 14, 2021 verified as of Jan 15, 2021 at 09:25 AM

Data in this report are provisional and subject to change.

The table below includes the cities and counties of residence for cases in Florida residents based on the patient's ZIP Code. Note that city is not always received as part of the initial notification and may be missing while the case is being investigated.

City and county	Cases
Arabi, Orange	1
Coal City, Pasco	1
Commerce Township, Manatee	1
Crawfordville, Alachua	1
Celebration, Orange	1
Chicago, Broward	1
Boys Ranch, Suwannee	1
Big Torch Key, Monroe	1
Black, Holmes	1
Boca Raton, Lee	1
Bonifay, Unknown	1
Bonnie, St. Johns	1
Winter Park, Manatee	1
Winter Park, Palm Beach	1
Winter Park, Volusia	1
Winter Springs, Orange	1
Youngstown, Washington	1
Zellwood, Brevard	1
Zellwood, Osceola	1
Winnetka, Dade	1
Weston, Unknown	1
Wildwood, Lee	1
Saint Petersburg, Duval	1
Scottsdale, Brevard	1
Port Saint Lucie, Marion	1
Port St Luice, Unknown	1
Port Charlotte, Lee	1
Roswell, Bay	1
Ruskin, Dade	1
Ruskin, Manatee	1
Pompano Beach, Dade	1
Pompano Beach, Osceola	1
Pine Hills, Polk	1
Pensacola Naval Hospital, Escambia	1
Pace, Escambia	1
Painted Post, Pasco	1
Palatka, Marion	1
Tavares, Unknown	1
Temple, Palm Beach	1
St Petersburg, Orange	1
Stiamk, Dade	1
Surfside Beach, Orange	1
Sun City Center, Lee	1
Unknown, Duval	1
Upland, Manatee	1
Wabasha, Clay	1
West Hollywood, Broward	1
West Palm Beach, Unknown	1
Waverly, Duval	1
Greensboro, Leon	1
Glen Cove, Unknown	1
Glen Saint Mary, Duval	1
Jacksonville, Baker	1
Jupiter Inlet, Palm Beach	1
Jzx, Unknown	1
Key West, Palm Beach	1
Kilgore, Dade	1
Lake Forest, Collier	1
Irmo, Unknown	1

COVID-19: characteristics of 1,519,944 Florida resident cases

Data through Jan 14, 2021 verified as of Jan 15, 2021 at 09:25 AM

Data in this report are provisional and subject to change.

The table below includes the cities and counties of residence for cases in Florida residents based on the patient's ZIP Code. Note that city is not always received as part of the initial notification and may be missing while the case is being investigated.

City and county	Cases
Metter, Manatee	1
Miamksaohes, Dade	1
Miami Dade, Unknown	1
Maccleenny, Dixie	1
Madison, Jefferson	1
Land O Lakes, Unknown	1
Landolakes, Unknown	1
Lawton, Okaloosa	1
Lima, Volusia	1
Missing, Lafayette	1
Monument, Broward	1
Morrisville, Palm Beach	1
Mokena, Lee	1
Clearwater, Leon	1
Crestview, Broward	1
Clarcona, Seminole	1
Crystal River, Marion	1
Dalecity, Okaloosa	1
Deerfield Beach, Polk	1
Defuniak Springs, Okaloosa	1
Gainesville, Levy	1
Fleming Island, Duval	1
Florida City, Unknown	1
Eatonville, Hillsborough	1
Bogota, Unknown	1
Canton, Duval	1
Bradenton, Lee	1
Callahan, Duval	1
Alafaya, Pinellas	1
Apopka, Leon	1
Alachua, Suwannee	1
Atlanta, Walton	1
Attalla, Broward	1
Auburn, Palm Beach	1
Autaugaville, Broward	1
Azalea Park, Lake	1
Azalea Park, Polk	1
Ocala, Duval	1
North Porte, Unknown	1
Notrealville, Polk	1
Okeechobi, Unknown	1
Ocoee, Manatee	1
North Brunswick, St. Lucie	1
North Lauderdale, Unknown	1
Orem, Dade	1
Orlando, Clay	1
Orlando, Gadsden	1
Orlando, Walton	1
Oviedo, Lake	1
Sarasota, Unknown	1
St Cloud, Orange	1
Saint Petersburg, Bay	1
San Marcos, Unknown	1
Pooler, Broward	1
Plantation Key, Monroe	1
Plantation, Leon	1
Pensacola, Dade	1
Panomo City, Bay	1
Ridgewood, Lee	1

COVID-19: characteristics of 1,519,944 Florida resident cases

Data through Jan 14, 2021 verified as of Jan 15, 2021 at 09:25 AM

Data in this report are provisional and subject to change.

The table below includes the cities and counties of residence for cases in Florida residents based on the patient's ZIP Code. Note that city is not always received as part of the initial notification and may be missing while the case is being investigated.

City and county	Cases
Roayl Palm Beach, Palm Beach	1
Roseville, Broward	1
Port St. Lucie, Unknown	1
Putnam, Putnam	1
Twentynine Palms, Broward	1
Surprise, Unknown	1
Syracuse, Unknown	1
Vernon, Walton	1
University Of Central Florida, Duval	1
Venezuela, Unknown	1
West Miami, Unknown	1
Whippany, Volusia	1
Xifamk, Dade	1
Winfield, Hillsborough	1
Winter Garden, Lee	1
Winter Garden, Unknown	1
Winter Park, Bay	1
Wtixrat, Dade	1
Westlake Village, Unknown	1
Watersound, Bay	1
Windermere, Volusia	1
Ventura, Orange	1
Unk, Duval	1
Sunrtise, Dade	1
Tallahassee, Gadsden	1
Tallahassee, Madison	1
Toms River, Lee	1
Tourist, Dade	1
Trenton, Dixie	1
Unknown, Unknown	1
Powell, Lee	1
Perth Amboy, Hillsborough	1
Pembroke Pines, Dade	1
Pensacola, Sumter	1
Paducah, Manatee	1
Sanford, Orange	1
Sharpes, Brevard	1
Puerto Rico, Unknown	1
Randolph, Orange	1
Saint Petersburg, Charlotte	1
Saint Lucie Village, St. Lucie	1
Bonita, Lee	1
Belle Isle, Duval	1
Bocaraten, Palm Beach	1
Bronson, Alachua	1
Brooker, Alachua	1
Brandon, Pinellas	1
Alva, Escambia	1
Arcadia, Highlands	1
Baker, Santa Rosa	1
Armstrong, St. Johns	1
Atl, Brevard	1
Belleville, Palm Beach	1
Belmont, Santa Rosa	1
Blountstown, Broward	1
Cincinnati, Dade	1
Champions Gate, Osceola	1
Davie, Unknown	1
Dayton, Orange	1

COVID-19: characteristics of 1,519,944 Florida resident cases

Data through Jan 14, 2021 verified as of Jan 15, 2021 at 09:25 AM

Data in this report are provisional and subject to change.

The table below includes the cities and counties of residence for cases in Florida residents based on the patient's ZIP Code. Note that city is not always received as part of the initial notification and may be missing while the case is being investigated.

City and county	Cases
Floral, Okaloosa	1
Dfafs, Okaloosa	1
Edgewood, Broward	1
Maccleddy, Duval	1
Mantua, Broward	1
Mayaguez, Dade	1
Middletown, Osceola	1
Oldsray, Manatee	1
North Laud, Unknown	1
Ocoee, Unknown	1
Murrieta, Seminole	1
Monroe, Hillsborough	1
Hoosick Falls, Broward	1
Hialeahgardens, Dade	1
Greenbrier, Bay	1
Gibsonton, Unknown	1
Gainesville, Okaloosa	1
Longwood, Broward	1
Lucedale, St. Lucie	1
Interlachen, Duval	1
Kure Beach, Monroe	1
Lakeland, Palm Beach	1
Prattville, Hillsborough	1
Prestonsburg, Bay	1
Quincy, Jackson	1
Rapid City, Broward	1
Red Bay, Holmes	1
Piasa, Putnam	1
Palmetto, Pasco	1
Pass-A-Grille Beach, Pinellas	1
Pembroke Lakes, Broward	1
Other, Dade	1
Palmetto Bay, Palm Beach	1
New Middletown, Hillsborough	1
Orlando, Putnam	1
Waipahu, Santa Rosa	1
Ward, Polk	1
Wellborn, Columbia	1
Venetian Islands, Dade	1
Syracuse, Polk	1
Tallahassee, Dade	1
Tamarac, Dade	1
Tavares, Orange	1
Topsham, Manatee	1
Town Of Nocatee, St. Johns	1
Unkn, Duval	1
Suitland, Volusia	1
Shirley, Flagler	1
Seminole, Leon	1
Russellville, Bay	1
Saint Joseph, Volusia	1
San Antonio, Orange	1
Woodbine, Nassau	1
Winter Garden, Duval	1
West Yarmouth, St. Lucie	1
Winter Garden, Marion	1
Winter Park, Citrus	1
Winter Park, Hendry	1
Belle Isle, Osceola	1

COVID-19: characteristics of 1,519,944 Florida resident cases

Data through Jan 14, 2021 verified as of Jan 15, 2021 at 09:25 AM

Data in this report are provisional and subject to change.

The table below includes the cities and counties of residence for cases in Florida residents based on the patient's ZIP Code. Note that city is not always received as part of the initial notification and may be missing while the case is being investigated.

City and county	Cases
Bel Air, Collier	1
Alachua, Duval	1
Alpharetta, Broward	1
Apopka, Brevard	1
Apopka, Clay	1
Apopka, Polk	1
Asheville, Highlands	1
Astoria, Broward	1
Bartow, Hardee	1
Carmel, Orange	1
Caracas, Dade	1
Boston, Broward	1
Brooklyn, Broward	1
Brooklyn, Dade	1
Brooklyn, Lee	1
Dallas, Hernando	1
Coconut Ck, Unknown	1
Chicago, Unknown	1
Fort Lauderdale, Leon	1
Fort White, Clay	1
Deer Park, Dade	1
Deerfield Beach, Unknown	1
Deland, Seminole	1
Deltona, Seminole	1
Doral, Unknown	1
Downingtown, Hillsborough	1
Dpo, Santa Rosa	1
Garden City, Alachua	1
Gaylord, Orange	1
Gotcha, Orange	1
Greensburg, Palm Beach	1
Fisher Island, Unknown	1
Hallandale, Unknown	1
Gurabo, Osceola	1
Hernando, Marion	1
Hialeah, Collier	1
Helen, Bay	1
Lake Butler, Alachua	1
Kingsland, Nassau	1
Knoxville, Bay	1
Indian Rocks Beach, Duval	1
Key West, Duval	1
Keys West, Unknown	1
Hoclywsod, Dade	1
Hiawassee, Osceola	1
Homeless, Hillsborough	1
Homeless, Monroe	1
Homeless, Pinellas	1
Inwood, Broward	1
Irvine, Marion	1
Jefferson, Dade	1
Jonesboro, Leon	1
Jupiter, Dade	1
Jupiter, St. Lucie	1
Kenilworth, Leon	1
Monroe Township, Palm Beach	1
Moore Haven, Okeechobee	1
Morrisville, Unknown	1
Milford, Lee	1

COVID-19: characteristics of 1,519,944 Florida resident cases

Data through Jan 14, 2021 verified as of Jan 15, 2021 at 09:25 AM

Data in this report are provisional and subject to change.

The table below includes the cities and counties of residence for cases in Florida residents based on the patient's ZIP Code. Note that city is not always received as part of the initial notification and may be missing while the case is being investigated.

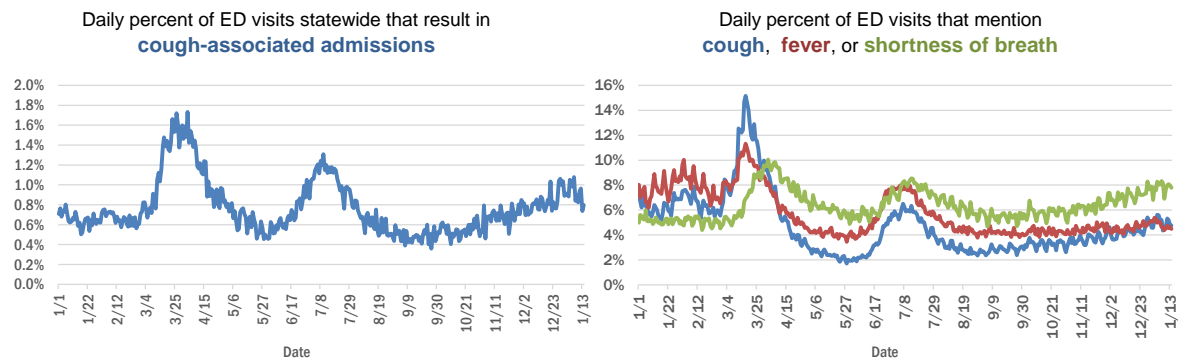
City and county	Cases
Missing, Levy	1
North Palm Beach, Orange	1
Northport, Sarasota	1
Oakland, Lee	1
Las Vegas, Palm Beach	1
Ldhl, Broward	1
Little Neck, Lee	1
Micanopy, Marion	1
Mckinney, Broward	1
Miamc, Dade	1
Total	1,519,944

COVID-19: additional surveillance information

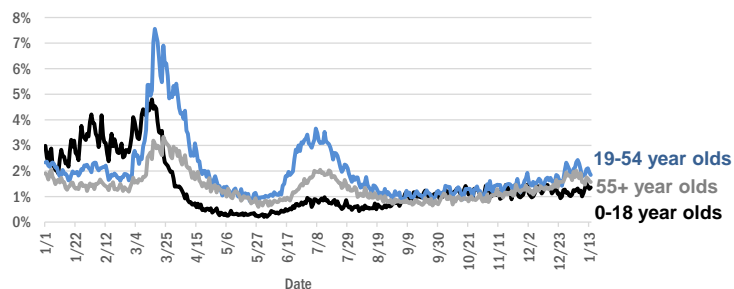
Data through Jan 14, 2021 verified as of Jan 15, 2021 at 09:25 AM

Data in this report are provisional and subject to change.

Statewide emergency department (ED) chief complaint and admission data



Daily percent of ED visits statewide that mention cough by age group



The Electronic Surveillance System for the Early Notification of Community-Based Epidemics (ESSENCE-FL) includes chief complaint data from 211 of 211 Florida EDs. Data are transmitted electronically to ESSENCE-FL daily or hourly.

COVID-19: testing by laboratory

Data through Jan 14, 2021 verified as of Jan 15, 2021 at 09:25 AM

Data in this report are provisional and subject to change.

The numbers in the table below represent the number of Florida and non-Florida residents for whom test results were received by the Department of Health. A person can be tested by more than one laboratory and can have both positive and negative results. **Therefore, the sum of the numbers in each column will be larger than the total number of people tested.**

Reporting lab	Inconclusive	Negative	Positive	Percent positive	Total
LABORATORY CORPORATION OF AMERICA	2,279	1,415,100	189,751	12%	1,607,130
QUEST DIAGNOSTICS	10,440	1,237,670	180,699	13%	1,428,809
CURATIVE LABS	11,211	1,136,417	162,799	12%	1,310,427
BIO REFERENCE LABORATORIES, INC	7,314	826,844	156,479	16%	990,637
HELIX	5,380	425,698	72,046	14%	503,124
GENETWORK	661	390,605	32,937	8%	424,203
REALTOX LABS LLC	3,915	352,555	56,346	14%	412,816
CDR MAGUIRE - HEALTH CARE CENTER		316,483	48,073	13%	364,556
RCA LABORATORY SERVICES, LLC		274,201	26,612	9%	300,813
NOMI_HEALTH	1,264	227,038	33,980	13%	262,282
EAST FLORIDA STATE COLLEGE - BREVARD		212,889	26,986	11%	239,875
IMPACT HEALTH BIOMETRIC TESTING, INC	994	186,916	20,988	10%	208,898
REAL DIAGNOSTICS	1,302	178,641	24,703	12%	204,646
NOMI HEALTH LAB SERVICES		172,662	19,595	10%	192,257
BPHL-JACKSONVILLE	18	139,513	24,855	15%	164,386
MAKO GENOMICS	6,570	125,074	21,987	14%	153,631
ELABNETWORK	1,058	134,900	11,400	8%	147,358
ADVENTHEALTH LAB	99	124,718	15,340	11%	140,157
MAYO CLINIC LABORATORIES	310	121,526	15,205	11%	137,041
NORTHWEST LABORATORY	246	121,016	6,471	5%	127,733
BAYCARE LABORATORIES LLC	528	114,683	10,431	8%	125,642
FULGENT DIAGNOSTICS LABORATORY	2,160	107,170	11,336	9%	120,666
BPHL-MIAMI	225	100,601	16,981	14%	117,807
MEMORIAL REGIONAL HOSPITAL SOUTH	23	96,604	19,720	17%	116,347
ADVENT HEALTH LAB	112	101,260	13,957	12%	115,329
ASCENSION SACRED HEART HOSPITAL - PENSACOLA	2	99,013	15,125	13%	114,140
MEDICAL DIAGNOSTIC LABORATORIES	973	98,368	14,185	12%	113,526
BIOCOLLECTIONS WORLDWIDE, INC	690	99,784	12,642	11%	113,116
PWNHEALTH	416	94,288	11,744	11%	106,448
ORLANDO HEALTH SYSTEM	642	95,922	9,860	9%	106,424
KORVALABS, INC	1,283	91,137	4,673	5%	97,093
UF HEALTH MEDICAL LAB	33	84,031	7,425	8%	91,489
BPHL-TAMPA (SPECTRUM BLVD)	45	75,171	14,012	16%	89,228
TAMPA GENERAL HOSPITAL	4	78,650	7,373	9%	86,027
SUNPATH MEDICAL DIAGNOSTICS LABORATORY	745	73,290	11,203	13%	85,238
AKESOGEN		70,905	13,031	16%	83,936
TESTING MATTERS INC	248	72,152	11,019	13%	83,419
DIATHERIX LABORATORIES		71,982	10,923	13%	82,905
BAPTIST HEALTH SOUTH FLORIDA	304	64,885	10,448	14%	75,637
ASCENSION ST VINCENT'S - RIVERSIDE	1	58,420	8,433	13%	66,854
JACKSON MEMORIAL HOSPITAL CLINICAL LAB	79	52,119	9,803	16%	62,001
LAKELAND REGIONAL MEDICAL CENTER	129	52,783	6,862	11%	59,774
SOUTH MIAMI HOSPITAL LAB	270	49,601	7,216	13%	57,087
UF HEALTH SHANDS HOSPITAL	367	51,910	3,760	7%	56,037
ARUP LABORATORIES	16	50,023	2,916	6%	52,955
AIT LABORATORIES		46,311	5,639	11%	51,950

COVID-19: testing by laboratory

Data through Jan 14, 2021 verified as of Jan 15, 2021 at 09:25 AM

Data in this report are provisional and subject to change.

The numbers in the table below represent the number of Florida and non-Florida residents for whom test results were received by the Department of Health. A person can be tested by more than one laboratory and can have both positive and negative results. **Therefore, the sum of the numbers in each column will be larger than the total number of people tested.**

Reporting lab	Inconclusive	Negative	Positive	Percent positive	Total
AMERICAN HEALTH ASSOCIATES	9	46,976	3,554	7%	50,539
REAL DIAGNOSTICS	277	41,095	6,745	14%	48,117
APPLIED INGENUITY DIAGNOSTICS LLC		43,231	1,932	4%	45,163
INGENIOUS PERSONALIZED MEDICINE	147	37,086	7,761	17%	44,994
AEGIS SCIENCES CORPORATION	277	37,862	6,855	15%	44,994
VIRACOR EUROFINS		35,191	9,750	22%	44,941
TALLAHASSEE MEMORIAL HOSPITAL	210	37,839	4,607	11%	42,656
BAPTIST HEALTH - JACKSONVILLE	4	39,140	3,106	7%	42,250
ORANGE COUNTY CONVENTION CENTER		33,330	3,666	10%	36,996
GENESIS REFERENCE LABORATORIES		32,846	3,790	10%	36,636
SARASOTA MEMORIAL HOSPITAL MAIN LAB	12	32,872	2,970	8%	35,854
MIAMI DADE COUNTY		32,093	3,528	10%	35,621
MILLENNIUM PHYSICIAN GROUP	17	29,512	5,567	16%	35,096
BROWARD GENERAL MEDICAL CENTER-CLINICAL LAB	2	31,703	3,358	10%	35,063
LEE HEALTH - CAPE CORAL HOSPITAL	3	29,681	4,975	14%	34,659
WALGREENS	31	28,471	5,256	16%	33,758
UNIVERSITY OF MIAMI HOSPITAL	32	30,038	3,190	10%	33,260
NICKLAUS CHILDREN'S HOSPITAL	61	28,484	4,220	13%	32,765
FLORIDA HOSPITAL - TAMPA	37	30,056	2,641	8%	32,734
UF HEALTH JACKSONVILLE	46	28,408	3,254	10%	31,708
ECCO LAB GROUP CO	441	25,866	4,220	14%	30,527
ADVENTIST HEALTH SYSTEMS SUNBELT INC DBA		25,757	2,596	9%	28,353
NORTH FLORIDA REGIONAL MEDICAL CENTER		23,322	2,857	11%	26,179
ST JOSEPHS HOSPITAL LABORATORY	23	22,635	3,007	12%	25,665
JUPITER MEDICAL CENTER LAB	65	23,192	2,160	8%	25,417
MOUNT SINAI MEDICAL CENTER	9	22,941	2,441	10%	25,391
BRANDON REGIONAL HOSPITAL		22,152	2,978	12%	25,130
DWIC OF TAMPA BAY INC		21,778	2,136	9%	23,914
PALMETTO GENERAL HOSPITAL LAB	3	19,331	4,072	17%	23,406
JFK MEDICAL CENTER LAB	1	20,343	2,645	12%	22,989
ACCESS DX LABORATORY	207	20,112	1,998	9%	22,317
STATLAB_MOBILE	1	19,887	2,003	9%	21,891
INTEGRATED REGIONAL LABORATORIES LLP	1	17,968	2,962	14%	20,931
NAPLES COMMUNITY HOSPITAL	66	18,501	1,910	9%	20,477
ADVENT HEALTH - DAYTONA BEACH	32	18,890	1,548	8%	20,470
STS LAB 2 LLC	6	19,309	972	5%	20,287
WATSON CLINIC LLP		16,320	3,765	19%	20,085
AVENTUS BIO LABS	16	17,452	2,516	13%	19,984
PANCARE OF FLORIDA INC		17,846	2,064	10%	19,910
LAB DIAGNOSTICS LLC	383	14,236	5,237	26%	19,856
HOLY CROSS HOSPITAL CLINICAL LAB	1	17,883	1,529	8%	19,413
EXACT SCIENCES LABORATORIES		17,265	2,141	11%	19,406
MORTON PLANT HOSPITAL-ADLER INSTITUTE	26	17,271	1,989	10%	19,286
HEALTHLINK DIAGNOSTIC LABORATORIES	243	17,097	1,945	10%	19,285

COVID-19: testing by laboratory

Data through Jan 14, 2021 verified as of Jan 15, 2021 at 09:25 AM

Data in this report are provisional and subject to change.

The numbers in the table below represent the number of Florida and non-Florida residents for whom test results were received by the Department of Health. A person can be tested by more than one laboratory and can have both positive and negative results. **Therefore, the sum of the numbers in each column will be larger than the total number of people tested.**

Reporting lab	Inconclusive	Negative	Positive	Percent positive	Total
PATIENTS FIRST LAKE ELLA MEDICAL CENTER PA		16,053	2,938	15%	18,991
DRS CLACK SPENCER WHITE & MCCORMACK PA D/B/A		16,752	1,757	9%	18,509
SAINT MARY'S MEDICAL CENTER	22	16,169	1,905	11%	18,096
HEALTH CENTER AT SINAI RESIDENCES		16,932	506	3%	17,438
BIOCERNA LABS	461	14,582	2,112	12%	17,155
INFINITY BIOLOGIX LLC	51	15,699	688	4%	16,438
MEDFAST URGENT CARE CENTERS, LLC	10	14,196	2,223	14%	16,429
AHALABS		14,783	906	6%	15,689
NIGHT LITE PEDIATRIC CENTER LLC		13,668	1,716	11%	15,384
GENESIS MEDICAL LABORATORY	176	12,699	2,445	16%	15,320
LEESBURG REGIONAL MEDICAL CENTER		13,506	1,809	12%	15,315
CLEVELAND CLINIC HOSPITAL LAB	4	13,282	1,845	12%	15,131
OSCEOLA REGIONAL MEDICAL CENTER	1	13,127	1,924	13%	15,052
BAYFRONT HEALTH - ST PETERSBURG	17	12,862	2,098	14%	14,977
UNITED CLINICAL LABORATORY LLC	2	12,789	1,840	13%	14,631
HOMESTEAD HOSPITAL CLINICAL LABORATORY	25	12,053	2,546	17%	14,624
INDIAN RIVER MEDICAL CENTER LAB		13,669	851	6%	14,520
MEMORIAL HOSPITAL JACKSONVILLE	8	12,018	2,389	17%	14,415
MINUTECLINIC LLC		11,572	2,273	16%	13,845
MALABAR MEDICAL WALK IN CLINIC		11,591	1,803	13%	13,394
ORANGE PARK MEDICAL CENTER	9	11,108	2,271	17%	13,388
WELLINGTON REGIONAL MED CTR LAB	5	11,898	1,451	11%	13,354
NORTHWEST MEDICAL CENTER	1	11,691	1,645	12%	13,337
MEMORIAL REGIONAL HOSPITAL CLINICAL LABORATORY	10	12,061	834	6%	12,905
CLEVELAND CLINIC TRADITION HOSPITAL		11,980	902	7%	12,882
WEST KENDALL BAPTIST HOSPITAL	10	10,407	2,465	19%	12,882
DELRAY MEDICAL CENTER LAB	3	11,594	1,276	10%	12,873
PRIVA PATH LABS	58	12,072	741	6%	12,871
BETHESDA HOSPITAL EAST		11,704	1,124	9%	12,828
VISTA CLINICAL DIAGNOSTICS	367	11,227	1,209	9%	12,803
LEE HEALTH - LEE MEMORIAL HOSPITAL		9,508	3,237	25%	12,745
OAK HILL HOSPITAL		11,286	1,412	11%	12,698
INDIAN RIVER PATHOLOGY LLC		11,475	1,056	8%	12,531
LAWNWOOD REGIONAL MEDICAL CENTER	1	10,790	1,696	14%	12,487
BAPTIST HEALTH - SOUTH		11,166	960	8%	12,126
ACCESS MEDICAL LABORATORIES	3	6,320	5,770	48%	12,093
LARGO MEDICAL CENTER		10,592	1,336	11%	11,928
WINTER HAVEN HOSPITAL CLINICAL LABORATORY	4	10,150	1,770	15%	11,924
FLORIDA HOSPITAL WATERMAN LABORATORY	70	10,997	857	7%	11,924
BAPTIST HEALTHCARE - BAPTIST HOSPITAL	5	9,385	2,481	21%	11,871
ST MARKS HOSPITAL LABORATORY B	78	10,627	1,002	9%	11,707
ST ANTHONY'S HOSPITAL LAB	27	10,325	1,284	11%	11,636
BINAXNOW	9	8,966	2,647	23%	11,622
UHEALTH CORAL GABLES/LENNAR MED CTR	3	10,927	621	5%	11,551

COVID-19: testing by laboratory

Data through Jan 14, 2021 verified as of Jan 15, 2021 at 09:25 AM

Data in this report are provisional and subject to change.

The numbers in the table below represent the number of Florida and non-Florida residents for whom test results were received by the Department of Health. A person can be tested by more than one laboratory and can have both positive and negative results. **Therefore, the sum of the numbers in each column will be larger than the total number of people tested.**

Reporting lab	Inconclusive	Negative	Positive	Percent positive	Total
PWN HEALTH	17	9,428	2,053	18%	11,498
CLARITY LAB SOLUTIONS	63	9,961	1,259	11%	11,283
LAKE CITY HM		10,323	885	8%	11,208
GOOD SAMARITAN MEDICAL CENTER LAB	2	9,694	1,450	13%	11,146
WESTSIDE REGIONAL MED CTR	2	9,511	1,601	14%	11,114
WEST FLORIDA HOSPITAL LAB		8,681	2,406	22%	11,087
NONA SCIENTIFIC	5	8,151	2,653	25%	10,809
MEDICAL CENTER OF TRINITY CLINICAL LABORATORY	2	9,618	1,175	11%	10,795
PALMS WEST HOSPITAL LAB	2	9,227	1,550	14%	10,779
MERCY HOSPITAL A CAMPUS OF PLANTATION GEN HOSP LAB	1	8,930	1,767	17%	10,698
GULF COAST MEDICAL CENTER MICROLAB		8,319	2,349	22%	10,668
ST JOSEPHS HOSPITAL	18	9,285	1,344	13%	10,647
LARKIN COMMUNITY HOSPITAL INC DBA CARDIOTROPIC		6,820	3,621	35%	10,441
REGIONAL MEDICAL CENTER BAYONET POINT	2	9,595	818	8%	10,415
LARKIN COMMUNITY HOSPITAL	10	8,945	1,387	13%	10,342
COAST DIAGNOSTICS LLC	41	9,289	981	10%	10,311
THE VILLAGES REGIONAL HOSPITAL		9,266	994	10%	10,260
CAPITAL REGIONAL MEDICAL CTR		8,113	2,022	20%	10,135
MEASE COUNTRYSIDE LAB	13	9,039	1,015	10%	10,067
THE HEALTHCARE DISTRICT OF PALM BEACH COUNTY	39	8,778	1,212	12%	10,029
CORAL GABLES HOSPITAL CLINICAL LABORATORY		8,385	1,642	16%	10,027
AVENTURA HOSPITAL LAB		8,100	1,881	19%	9,981
HALIFAX MEDICAL CENTER LAB	35	8,436	1,444	15%	9,915
SRQ DRIVE THROUGH		8,944	905	9%	9,849
WEST BOCA MEDICAL CENTER LAB		9,085	744	8%	9,829
GENOVA DIAGNOSTICS LABORATORY	38	8,917	780	8%	9,735
MANATEE MEMORIAL HOSPITAL		8,866	808	8%	9,674
BLAKE MEDICAL CENTER		8,408	1,246	13%	9,654
PALM BEACH BALL PARK		8,605	1,000	10%	9,605
FLORIDA LABORATORY ANALYSIS		8,414	1,132	12%	9,546
LEE HEALTH - HEALTH PARK MEDICAL CENTER		7,932	1,611	17%	9,543
AVECINA	17	8,857	668	7%	9,542
PALM BEACH GARDENS MEDICAL CTR LAB		8,591	908	10%	9,499
PATHNOSTICS	35	7,291	2,089	22%	9,415
ADVENTHEALTH CENTRA CARE LAKE BUENA VISTA		8,489	860	9%	9,349
FLORIDA HOSPITAL HEARTLAND MED CTR CLINICAL LAB	33	7,963	1,202	13%	9,198
BOSTON HEART DIAGNOSTICS CORP		7,967	1,181	13%	9,148
BAPTIST HEALTH SOUTH FLORIDA - WEST KENDALL URGENT CARE		7,644	1,461	16%	9,105
ADVENT HEALTH - WESLEY CHAPEL	14	8,211	839	9%	9,064
LAKE CITY MEDICAL CENTER		7,020	1,922	21%	8,942
P4 CLINICAL, LLC	164	7,866	855	10%	8,885
NEMOURS CHILDRENS HOSPITAL	1	8,407	475	5%	8,883
AVECINA MEDICAL	4	6,171	2,477	29%	8,652
DOCTORS HOSPITAL	7	7,198	1,430	17%	8,635
LABSTAT LLC	3	7,949	370	4%	8,322
AVECINA MEDICAL OAKLEAF	3	6,977	1,330	16%	8,310

COVID-19: testing by laboratory

Data through Jan 14, 2021 verified as of Jan 15, 2021 at 09:25 AM

Data in this report are provisional and subject to change.

The numbers in the table below represent the number of Florida and non-Florida residents for whom test results were received by the Department of Health. A person can be tested by more than one laboratory and can have both positive and negative results. **Therefore, the sum of the numbers in each column will be larger than the total number of people tested.**

Reporting lab	Inconclusive	Negative	Positive	Percent positive	Total
PLANTATION GENERAL HOSPITAL		7,002	1,282	15%	8,284
FLORIDA MEDICAL CENTER - A CAMPUS OF NORTH SHORE	2	7,208	990	12%	8,200
NORTHSIDE HOSPITAL AND HEART INSTITUTE		7,207	809	10%	8,016
CORAL SPRINGS MED CTR		7,229	765	10%	7,994
INFORM DIAGNOSTICS, INC		7,553	438	5%	7,991
LEON MEDICAL CENTERS LLC		6,210	1,740	22%	7,950
CENTRAL FLORIDA REGIONAL HOSPITAL		7,084	815	10%	7,899
FLORIDA HOSPITAL FLAGLER	29	7,225	620	8%	7,874
FLORIDA HOSPITAL DELAND	10	6,757	995	13%	7,762
VIKOR SCIENTIFIC	14	6,317	1,409	18%	7,740
NCH NORTH NAPLES HOSPITAL LAB	15	6,733	829	11%	7,577
AMERICAN FAMILY CARE		3,948	3,616	48%	7,564
ALL CHILDREN'S HOSPITAL		7,020	518	7%	7,538
NORTH SHORE MEDICAL CENTER		6,226	1,276	17%	7,502
BROWARD HEALTH NORTH CLINICAL LABORATORY		6,562	828	11%	7,390
FLORIDA HOSPITAL ZEPHYRHILLS	10	6,600	725	10%	7,335
CARDIOPATH	1	6,568	733	10%	7,302
OCALA REGIONAL MEDICAL CENTER		6,341	930	13%	7,271
PRECISION HEALTH RESOURCES LLC		6,800	468	6%	7,268
KD MEDICAL CHOICE LLC	1	6,541	689	10%	7,231
FLORIDA HOSPITAL OF CARROLLWOOD	23	6,186	991	14%	7,200
EXPRESS GENE MOLECULAR DIAGNOSTICS LABORATORY		5,920	1,210	17%	7,130
WEST PALM HOSPITAL LAB		6,506	566	8%	7,072
LEE HEALTH - GULF COAST MEDICAL CENTER	2	5,616	1,390	20%	7,008
BAPTIST HEALTH SOUTH FLORIDA - COUNTRY WALK URGENT CARE		5,798	1,180	17%	6,978
CLEVELAND CLINIC MARTIN SOUTH HOSPITAL	1	6,189	698	10%	6,888
MEDARBOR DIAGNOSTICS	1	5,719	1,058	16%	6,778
LUMINUS DIAGNOSTICS		6,226	541	8%	6,767
BAPTIST HEALTH - BEACHES		6,233	532	8%	6,765
MEMORIAL HOSPITAL WEST LABORATORY SERVICES	14	6,075	628	9%	6,717
SOUTH BAY HOSPITAL CLINICAL LAB		5,909	647	10%	6,556
VISTA CLINICAL	8	3,824	2,693	41%	6,525
MEDEXPRESS URGENT CARE	2	4,392	2,089	32%	6,483
FULGENT DIAGNOSTICS	100	5,847	459	7%	6,406
ISPM LABS, LLC DBA CAPSTONE DIAGNOSTICS, LLC		6,029	308	5%	6,337
MORTON PLANT-MEASE	5	5,763	557	9%	6,325
POINCIANA MEDICAL CENTER		4,886	1,408	22%	6,294
ARCPOINT LABS OF FORT MYERS	4	5,458	801	13%	6,263
MEMORIAL HOSPITAL MICRO		5,789	442	7%	6,231
WEST MARION COMMUNITY HOSPITAL LAB		5,244	972	16%	6,216
BAPTIST HEALTH SOUTH FLORIDA - MIAMI LAKES URGENT CARE		4,864	1,337	22%	6,201
ANNE BATES LEACH EYE HOSPITAL/ ABLEH MICROBIOLOGY LABORATORY		6,053	89	1%	6,142
BAYCARE COMMUNITY HEALTH		5,968	168	3%	6,136
CernerELR_Advent		5,247	798	13%	6,045
LAKEWOOD RANCH MEDICAL CENTER		5,563	473	8%	6,036
CLEVELAND CLINIC MARTIN NORTH HOSPITAL		5,294	697	12%	5,991

COVID-19: testing by laboratory

Data through Jan 14, 2021 verified as of Jan 15, 2021 at 09:25 AM

Data in this report are provisional and subject to change.

The numbers in the table below represent the number of Florida and non-Florida residents for whom test results were received by the Department of Health. A person can be tested by more than one laboratory and can have both positive and negative results. **Therefore, the sum of the numbers in each column will be larger than the total number of people tested.**

Reporting lab	Inconclusive	Negative	Positive	Percent positive	Total
FLORIDA HOSPITAL FISH MEMORIAL	19	5,122	837	14%	5,978
ST LUCIE MEDICAL CENTER		4,712	1,150	20%	5,862
SARKIS CLINICAL TRIALS	17	4,952	733	13%	5,702
SANTA ROSA MEDICAL CENTER		4,615	1,044	18%	5,659
ST JOSEPHS NORTH HOSPITAL LAB	7	4,885	742	13%	5,634
H LEE MOFFITT CANCER CENTER LABORATORY		5,388	168	3%	5,556
AVERO DIAGNOSTICS - IRVING	7	5,160	379	7%	5,546
BAPTIST HEALTH SOUTH FLORIDA - WESTCHESTER URGENT CARE		4,525	1,010	18%	5,535
NATIONWIDE LABORATORY SERVICES INC	203	4,522	784	14%	5,509
UNKNOWN	3	2,952	2,492	46%	5,447
HIALEAH HOSPITAL	4	4,237	1,196	22%	5,437
BAPTIST HEALTH SOUTH FLORIDA - DORAL URGENT CARE		4,327	1,097	20%	5,424
OVIEDO MEDICAL CENTER		4,764	559	11%	5,323
IMPERIAL POINT MEDICAL CENTER		4,882	432	8%	5,314
BAPTIST HEALTH - NASSAU		4,995	281	5%	5,276
MARTIN HOSPITAL SOUTH LAB		4,966	282	5%	5,248
BAYFRONT HEALTH - VENICE REGIONAL MEDICAL	1	4,783	441	8%	5,225
GENE BY GENE, GENOMICS RESEARCH CENTER LAB	40	4,963	221	4%	5,224
SUNRISE MEDICAL LABORATORIES	2	4,834	341	7%	5,177
FLORIDA HOSPITAL OCALA		4,533	611	12%	5,144
HOLIDAY CVS LLC		4,883	218	4%	5,101
TROPICANA FIELD - LOT 2	19	4,602	467	9%	5,088
ADVENTHEALTH CENTRA CARE WINTER GARDEN	1	4,570	499	10%	5,070
SYNERGY LABORATORIES	7	4,428	593	12%	5,028
FORT WALTON BEACH MEDICAL CENTER		4,245	736	15%	4,981
ADVENTHEALTH CENTRA CARE WINTER PARK		4,580	390	8%	4,970
ST PETERSBURG GENERAL HOSPITAL		4,099	795	16%	4,894
ADVENTHEALTH CENTRA CARE DR PHILLIPS		4,475	376	8%	4,851
SOUTH FLORIDA BAPTIST HOSPITAL MICRO	4	4,113	726	15%	4,843
BAPTIST HEALTH SOUTH FLORIDA - PEMBROKE PINES URGENT CARE		4,060	774	16%	4,834
ADVENTHEALTH CENTRA CARE ST CLOUD		4,145	601	13%	4,746
ADVENTHEALTH CENTRA CARE UNIVERSITY		4,315	408	9%	4,723
FLORIDA HOSPITAL NORTH PINELLAS	11	4,307	370	8%	4,688
ADVENTHEALTH CENTRA CARE HUNTERS CREEK		4,059	590	13%	4,649
SYNERGY DIAGNOSTIC LABORATORY	85	4,026	462	10%	4,573
NIGHT LITE PEDIATRICS	4	3,335	1,227	27%	4,566
BAPTIST HEALTH SOUTH FLORIDA - CORAL SPRINGS URGENT CARE		3,918	628	14%	4,546
EGLIN AIR FORCE BASE	12	3,287	1,210	27%	4,509
BAYFRONT HEALTH - PORT CHARLOTTE		4,112	382	9%	4,494
ADVENTHEALTH CENTRA CARE WATERFORD LAKES		3,888	558	13%	4,446
MOFFITT CANCER CENTER	6	4,334	93	2%	4,433
TRINITY SPRINGS		3,796	618	14%	4,414
SOLARIS DIAGNOSTICS	6	3,944	459	10%	4,409
DOCTORS URGENT CARE LLC	1	3,571	814	19%	4,386
PUTNAM COMMUNITY MEDICAL CENTER		3,714	564	13%	4,278
ADVENTHEALTH CENTRA CARE LEE ROAD		3,892	382	9%	4,274

COVID-19: testing by laboratory

Data through Jan 14, 2021 verified as of Jan 15, 2021 at 09:25 AM

Data in this report are provisional and subject to change.

The numbers in the table below represent the number of Florida and non-Florida residents for whom test results were received by the Department of Health. A person can be tested by more than one laboratory and can have both positive and negative results. **Therefore, the sum of the numbers in each column will be larger than the total number of people tested.**

Reporting lab	Inconclusive	Negative	Positive	Percent positive	Total
ADVENTHEALTH CENTRA CARE LAKELAND	1	3,702	533	13%	4,236
MEDICAL DNA LABS LLC	2	3,875	355	8%	4,232
UNIVERSITY HOSPITAL AND MEDICAL CENTER		3,246	979	23%	4,225
COMMUNITY HEALTH CENTERS OF PINELLAS INC		3,376	842	20%	4,218
HEALTHQUEST ESOTERICS		3,087	1,129	27%	4,216
ADVENTHEALTH CENTRA CARE CLERMONT		3,793	420	10%	4,213
MEDEXPRESS URGENT CARE OF BOYNTON BEACH LLC		3,975	204	5%	4,179
ATLANTIS URGENT CARE	1	2,862	1,307	31%	4,170
QDX PATHOLOGY SERVICES	2	3,810	338	8%	4,150
ACUTIS DIAGNOSTICS	16	3,408	725	17%	4,149
SUNCOAST PATHOLOGY ASSOCIATES		3,776	339	8%	4,115
BAPTIST HEALTH - NORTH		3,183	919	22%	4,102
ANGEL KIDS PEDIATRICS		3,827	242	6%	4,069
CLINICAL REFERENCE LABORATORY	2	3,865	166	4%	4,033
MEDEXPRESS URGENT CARE HUDSON		3,539	491	12%	4,030
NIGHT LITE PEDIATRICS URGENT CARE	1	3,413	616	15%	4,030
ADVENTHEALTH CENTRA CARE SANFORD		3,642	372	9%	4,014
ADVENTHEALTH CENTRA CARE APOPKA		3,484	482	12%	3,966
PHYSICIANS REGIONAL MEDICAL CENTER - PINE RIDGE RD	1	3,263	700	18%	3,964
CARDIOTROPIC LABS	83	3,141	724	18%	3,948
ADVENTHEALTH CENTRA CARE LAKE MARY		3,573	358	9%	3,931
MEASE DUNEDIN HOSPITAL	5	3,565	356	9%	3,926
NORTHWEST FLORIDA COMMUNITY HOSPITAL	27	2,745	1,151	29%	3,923
ADVENTHEALTH CENTRA CARE KISSIMMEE		3,556	352	9%	3,908
PALMS OF PASADENA HOSPITAL		3,447	442	11%	3,889
ADVENTIST HEALTH SYSTEMS, SUNBELT INC		3,415	412	11%	3,827
BAPTIST HEALTH SOUTH FLORIDA - TAMiami TRAIL URGENT CARE		3,040	768	20%	3,808
WESTCHESTER HOSPITAL	23	3,040	718	19%	3,781
EMPIRE CITY LABORATORIES INC	37	3,240	482	13%	3,759
BAPTIST HEALTH SOUTH FLORIDA - CORAL GABLES (UNIVERSITY) URGENT CARE		3,285	472	13%	3,757
RAULERSON HOSPITAL		3,080	643	17%	3,723
DOCTORS HOSPITAL OF SARASOTA CLINICAL LABORATORY		3,254	462	12%	3,716
BAPTIST HEALTH SOUTH FLORIDA - PINECREST URGENT CARE		3,199	500	14%	3,699
MEDRITE MEDICAL CARE, PC	1,729	1,767	192	5%	3,688
URGENT CARE CURE	2	3,169	506	14%	3,677
DOCTORS URGENT CARE OF LUTZ LLC	1	2,904	769	21%	3,674
THE CENTER FOR URGENT CARE	3	3,008	647	18%	3,658
CLARITY LAB SOLUTIONS LLC		3,608	4	0%	3,612
MEDEXPRESS URGENT CARE - ESTERO		3,284	321	9%	3,605
ADVENTHEALTH CENTRA CARE MOUNT DORA		3,176	374	11%	3,550
BAPTIST HEALTH SOUTH FLORIDA - CORAL GABLES URGENT CARE		2,973	577	16%	3,550
BAPTIST HEALTH SOUTH FLORIDA - KENDALE LAKES URGENT CARE		2,804	728	21%	3,532
ADVENTHEALTH CENTRA CARE ALTAMONTE		3,151	346	10%	3,497
AHCC WESLEY CHAPEL		3,154	342	10%	3,496
MICROGEN DX	3	2,906	581	17%	3,490
COASTAL MED URGENT CARE		2,117	1,336	39%	3,453

COVID-19: testing by laboratory

Data through Jan 14, 2021 verified as of Jan 15, 2021 at 09:25 AM

Data in this report are provisional and subject to change.

The numbers in the table below represent the number of Florida and non-Florida residents for whom test results were received by the Department of Health. A person can be tested by more than one laboratory and can have both positive and negative results. **Therefore, the sum of the numbers in each column will be larger than the total number of people tested.**

Reporting lab	Inconclusive	Negative	Positive	Percent positive	Total
BAPTIST HEALTH SOUTH FLORIDA - PALMETTO BAY URGENT CARE		2,838	547	16%	3,385
HEALTH FIRST ADVENTHEALTH CENTRA CARE GATEWAY	1	3,069	314	9%	3,384
MEMORIAL HOSPITAL- MIRAMAR	12	3,106	264	8%	3,382
TALLAHASSEE PRIMARY CARE ASSOCIATES		2,938	439	13%	3,377
PARAMOUNT URGENT CARE		1,611	1,756	52%	3,367
BETHESDA HOSPITAL WEST		3,029	314	9%	3,343
TWIN CITIES HOSPITAL	1	2,905	417	13%	3,323
MIDWAY SPECIALTY CARE CENTER DIAGNOSTICS	38	3,050	223	7%	3,311
SIPARADIGM LLC	13	3,120	173	5%	3,306
ADVENTHEALTH CENTRA CARE OVIEDO		2,914	390	12%	3,304
ADVENTHEALTH CENTRA CARE AZALEA PARK		2,874	416	13%	3,290
INDIAN RIVER MEDICAL CENTER		2,762	511	16%	3,273
MEDEXPRESS URGENT CARE - WEST TAMPA		2,948	281	9%	3,229
MINUTECLINIC LLC #3703		2,716	507	16%	3,223
BAYFRONT HEALTH - SEVEN RIVERS		2,906	304	9%	3,210
MINUTECLINIC		2,760	423	13%	3,183
MEDEXPRESS URGENT CARE - ROYAL PALM BEACH		2,930	249	8%	3,179
PEDIATRIC HEALTH CARE ALLIANCE PA		2,875	288	9%	3,163
ADVENTHEALTH CENTRA CARE ORANGE LAKE		2,833	327	10%	3,160
HEALTH FIRST ADVENTHEALTH CENTRA CARE TITUSVILLE		2,853	305	10%	3,158
NCH DOWNTOWN NAPLES HOSPITAL	10	2,746	386	12%	3,142
ASCENSION SACRED HEART - EMERALD COAST		2,580	554	18%	3,134
MEDEXPRESS URGENT CARE - GOLDEN GATE		2,814	293	9%	3,107
BAPTIST HEALTH SOUTH FLORIDA - DAVIE URGENT CARE		2,594	512	16%	3,106
MEDEXPRESS URGENT CARE PALM BEACH GARDENS		2,918	184	6%	3,102
ADVENT HEALTH - HEART OF FLORIDA ER	1	2,673	418	14%	3,092
ADVENTHEALTH CENTRA CARE LONGWOOD		2,836	243	8%	3,079
ADVENTHEALTH CENTRA CARE PORT ORANGE		2,842	236	8%	3,078
BAYA PHARMACY & URGENT CARE		2,190	886	29%	3,076
BAYFRONT HEALTH - BROOKSVILLE		2,672	373	12%	3,045
HealthSentry_UHS	1	2,753	282	9%	3,036
US BIOTEK LABORATORIES	11	2,694	327	11%	3,032
ADVENTHEALTH CENTRA CARE SAND LAKE		2,794	227	8%	3,021
NCH NORTH NAPLES HOSPITAL	4	2,561	439	15%	3,004
BAPTIST HEALTH SOUTH FLORIDA - WESTON URGENT CARE		2,665	332	11%	2,997
ESCAMBIA COMMUNITY CLINICS INC	7	2,109	782	27%	2,898
STONE CLINICAL LABORATORIES		2,789	96	3%	2,885
WALGREENS ORLANDO	3	2,522	339	12%	2,864
MEDEXPRESS URGENT CARE - LAKELAND		2,547	315	11%	2,862
DOCTORS TEST CENTERS		2,497	359	13%	2,856
VETERANS AFFAIRS MEDICAL CENTER - ORLANDO		1,343	1,503	53%	2,846
FLORIDA FAMILY LABORATORY, INC DBA	7	2,595	240	8%	2,842
LAKESIDE MEDICAL CENTER		2,234	607	21%	2,841
ENGLEWOOD COMMUNITY HOSPITAL		2,548	286	10%	2,834
EMERALD COAST URGENT CARE		2,135	696	25%	2,831
BARTOW REGIONAL MEDICAL CENTER	1	2,390	432	15%	2,823

COVID-19: testing by laboratory

Data through Jan 14, 2021 verified as of Jan 15, 2021 at 09:25 AM

Data in this report are provisional and subject to change.

The numbers in the table below represent the number of Florida and non-Florida residents for whom test results were received by the Department of Health. A person can be tested by more than one laboratory and can have both positive and negative results. **Therefore, the sum of the numbers in each column will be larger than the total number of people tested.**

Reporting lab	Inconclusive	Negative	Positive	Percent positive	Total
AMELIA URGENT CARE		1,500	1,317	47%	2,817
MEDCOMP SCIENCES LLC	29	1,321	1,450	52%	2,800
WALGREEN CO	2	2,467	317	11%	2,786
ADVENTHEALTH CENTRA CARE LEESBURG		2,432	347	12%	2,779
DESOTO MEMORIAL HOSPITAL	3	2,256	491	18%	2,750
ADVENTHEALTH CENTRA CARE SOUTH ORANGE		2,435	283	10%	2,718
BAPTIST HEALTH URGENT CARE AT SAWGRASS		2,272	436	16%	2,708
BAPTIST HEALTH SOUTH FLORIDA - BRICKELL URGENT CARE		2,243	460	17%	2,703
ADVENTHEALTH PROMPT CARE	1	1,874	801	30%	2,676
CENTRA CARE - WATERFORD LAKES		2,097	575	22%	2,672
HIGHLANDS REGIONAL MEDICAL CENTER		2,030	601	23%	2,631
PRECISION HEALTH SOLUTIONS		2,513	84	3%	2,597
SELECT LABORATORIES - MARION COUNTY, FL LLC	3	2,399	188	7%	2,590
CITRUS MEMORIAL HOSPITAL LABORATORY		2,231	356	14%	2,587
ADVENT HEALTH - OCALA		2,124	427	17%	2,551
BAYFRONT HEALTH - PUNTA GORDA		2,369	173	7%	2,542
MEMORIAL HOSPITAL PEMBROKE	3	2,240	297	12%	2,540
BMCT Molecular Diagnostics Subsection		2,081	452	18%	2,533
GENESIS DIAGNOSTICS		2,282	209	8%	2,491
NCF DIAGNOSTICS & DNA TECHNOLOGIES LAB	77	2,101	305	12%	2,483
HOLIDAY CVS LLC DBA CVS PHARMACY #5154		2,415	63	3%	2,478
EMERALD COAST URGENT CARE LLC		1,804	653	27%	2,457
ADVENTHEALTH CENTRA CARE COLONIAL TOWN	1	2,237	217	9%	2,455
PALMS MEDICAL GROUP	5	1,693	737	30%	2,435
BAYFRONT HEALTH - SPRING HILL		2,197	229	9%	2,426
EMERALD COAST URGENT CARE, LLC	1	1,793	598	25%	2,392
MEDEXPRESS URGENT CARE CAPE CORAL		2,029	351	15%	2,380
HEALTH FIRST ADVENTHEALTH CENTRA CARE COCOA		2,171	202	9%	2,373
SPORTS DRUG TESTING LABORATORY	41	2,240	77	3%	2,358
LEE HEALTH - COCONUT POINT CLINICAL LAB	2	1,872	433	19%	2,307
COMMUNITY HEALTH NORTHWEST FLORIDA	4	1,739	543	24%	2,286
MEDEXPRESS URGENT CARE - DELAND		2,059	209	9%	2,268
PRO CLINIC		1,758	488	22%	2,246
PARAMOUNT URGENT CARE - WINDERMERE		1,428	816	36%	2,244
ACCU REFERENCE MEDICAL LAB		1,666	573	26%	2,239
PHYSICIANS STAT LAB	3	1,064	1,161	52%	2,228
PRIMEHEALTH URGENT CARE	1	1,865	360	16%	2,226
BAPTIST HEALTHCARE - GULF BREEZE HOSPITAL	3	1,829	377	17%	2,209
MARINERS HOSPITAL		1,992	208	9%	2,200
BAPTIST HEALTH EMERGENCY CENTER COUNTRY WALK	1	1,842	356	16%	2,199
CENTRA CARE SAINT CLOUD	1	1,885	303	14%	2,189
HEALTH FIRST ADVENTHEALTH CENTRA CARE MALABAR		1,970	216	10%	2,186
BAPTIST HEALTH - CLAY		1,845	330	15%	2,175
SCION LAB SERVICES LLC	22	1,986	166	8%	2,174
ADVENT HEALTH - NEW SMYRNA		1,687	466	22%	2,153
PROHEALTH		711	1,424	67%	2,135

COVID-19: testing by laboratory

Data through Jan 14, 2021 verified as of Jan 15, 2021 at 09:25 AM

Data in this report are provisional and subject to change.

The numbers in the table below represent the number of Florida and non-Florida residents for whom test results were received by the Department of Health. A person can be tested by more than one laboratory and can have both positive and negative results. **Therefore, the sum of the numbers in each column will be larger than the total number of people tested.**

Reporting lab	Inconclusive	Negative	Positive	Percent positive	Total
LOWER KEYS MEDICAL CENTER		1,890	243	11%	2,133
LEE HEALTH CONVENIENT CARE - PAGE FIELD		1,748	363	17%	2,111
PHARMCO RX	2	1,928	180	9%	2,110
BAPTIST HEALTH - OAKLEAF		1,727	382	18%	2,109
VENTURE MEDICAL OF FLORIDA LLC		1,941	166	8%	2,107
NXGEN MDX LLC	4	1,887	213	10%	2,104
PHYSICIANS REGIONAL MEDICAL CENTER - COLLIER BLVD	1	1,523	574	27%	2,098
ADVENTIST HEALTH SYSTEMS SUNBELT IN DBA		1,891	189	9%	2,080
MINUTECLINIC LLC # 0709		1,771	305	15%	2,076
BAPTIST HEALTH SOUTH FLORIDA - MIAMI BEACH URGENT CARE		1,779	292	14%	2,071
MEDEXPRESS URGENT CARE LEHIGH ACRES		1,791	262	13%	2,053
ADVENTHEALTH CENTRA CARE KIDS LAKE MARY		1,900	130	6%	2,030
PREMIER URGENT CARE OF BREVARD LLC	1	1,693	300	15%	1,994
ADVENTHEALTH EXPRESS CARE		1,519	450	23%	1,969
DOC SMILEY'S URGENT CARE		1,706	247	13%	1,953
ADVENT HEALTH CENTRA CARE -WINTER PARK KIDS URGENT CARE	4	1,748	197	10%	1,949
PRIMEHEALTH URGENT CARE INC		1,652	281	15%	1,933
MEDEXPRESS FORT MYERS		1,663	246	13%	1,909
ASSOCIATED PATHOLOGISTS, LLC	3	1,532	334	18%	1,869
PARAMOUNT URGENT CARE - ORLANDO		1,194	626	34%	1,820
GESSLER CLINIC		1,162	655	36%	1,817
MINUTECLINIC LLC #3631		1,522	292	16%	1,814
MINUTECLINIC LLC 5852		1,507	290	16%	1,797
LABORATORY OF FLORIDA LLC	40	1,641	112	6%	1,793
TAMPA COMMUNITY HOSPITAL		1,479	289	16%	1,768
DONALD W ROBERTSON DO PA		1,316	424	24%	1,740
MEDEXPRESS PORT CHARLOTTE		1,591	147	8%	1,738
MEDEXPRESS URGENT CARE CORAL SPRINGS		1,560	166	10%	1,726
BRASHEAR'S VITAL CARE CORP		1,285	418	25%	1,703
GENUS3		1,633	67	4%	1,700
MEDEXPRESS URGENT CARE - VERO BEACH		1,479	217	13%	1,696
FLORIDA MEDICAL CLINIC	3	860	830	49%	1,693
JW PLASTIC SURGERY		1,449	244	14%	1,693
DR G'S URGENT CARE		1,459	217	13%	1,676
UNIVERSITY OF NORTH FLORIDA STUDENT HEALTH		1,632	40	2%	1,672
MEDONE PLLC		1,299	370	22%	1,669
FLOWERS HOSPITAL		1,515	150	9%	1,665
MC DIAGNOSTIC OF CONNECTICUT, PC #2220		1,389	259	16%	1,648
ADVENTHEALTH CENTRA CARE		1,441	186	11%	1,627
MEDEXPRESS URGENT CARE - CLEWISTON		1,342	253	16%	1,595
SPARROW HEALTHCARE	2	1,346	222	14%	1,570
DYNIX DIAGNOSTIX		1,303	264	17%	1,567
MELBOURNE MEDICAL LABORATORY☐	2	1,365	199	13%	1,566
OPTEO LABORATORY		1,533	33	2%	1,566
MEDFAST URGENT CARE CENTERS LLC		221	1,321	86%	1,542
PARAMOUNT URGENT CARE - OVIEDO		932	602	39%	1,534

COVID-19: testing by laboratory

Data through Jan 14, 2021 verified as of Jan 15, 2021 at 09:25 AM

Data in this report are provisional and subject to change.

The numbers in the table below represent the number of Florida and non-Florida residents for whom test results were received by the Department of Health. A person can be tested by more than one laboratory and can have both positive and negative results. **Therefore, the sum of the numbers in each column will be larger than the total number of people tested.**

Reporting lab	Inconclusive	Negative	Positive	Percent positive	Total
PHYSICIAN ASSOCIATES		1,342	175	12%	1,517
NORTH SHORE LONG ISLAND JEWISH HEALTH		1,432	65	4%	1,497
ADVENTHEALTH CENTRA CARE CONWAY		1,269	226	15%	1,495
IGENOMIX USA LLC	40	1,296	128	9%	1,464
MINUTECLINIC LLC #4415		1,189	273	19%	1,462
MARTIN HEALTH SYSTEM - ST LUCIE WEST		1,310	146	10%	1,456
JACKSON HOSPITAL CLINICAL LABORATORY		1,234	221	15%	1,455
FLORIDA COMMUNITY HEALTH CENTER		1,196	258	18%	1,454
BARDMOOR LABORATORY	9	1,224	209	14%	1,442
MINUTECLINIC LLC #5249		1,125	317	22%	1,442
BAY MEDICAL CENTER SACRED HEART HEALTH SYSTEM		1,049	388	27%	1,437
UHEALTH DEERFIELD BEACH/UMSYLVESTER DEERFIELD BEACH LABORATORY	3	1,378	55	4%	1,436
BIOCERNA LLC	9	1,248	164	12%	1,421
NCH NORTHEAST	7	1,065	347	24%	1,419
ADVANCE MEDICAL OF NAPLES		309	1,107	78%	1,416
PATIENTS CHOICE LABORATORIES		828	588	42%	1,416
LABTECH DIAGNOSTIC		1,156	257	18%	1,413
CARENOW URGENT CARE		810	603	43%	1,413
CAREFAST+		860	543	39%	1,403
AMELIA EXPRESS CARE LLC		1,186	197	14%	1,383
SHELL POINT NURSING PAVILION	1	1,326	49	4%	1,376
ADVENT HEALTH - DADE CITY		1,210	162	12%	1,372
MINUTECLINIC LLC #5253		1,154	218	16%	1,372
MEDEXPRESS URGENT CARE BOCA RATON		1,268	102	7%	1,370
ASCENSION ST VINCENT'S - SOUTHSIDE		1,309	49	4%	1,358
ASCENSION SACRED HEART - GULF		1,009	344	25%	1,353
PARAMOUNT URGENT CARE INC		375	976	72%	1,351
MINUTECLINIC LLC		1,135	200	15%	1,335
BAPTIST HEALTH SOUTH FLORIDA - COUNTRY WALK URGENT CARE EXPRESS		1,143	183	14%	1,326
MINUTECLINIC LLC #3463		1,119	206	16%	1,325
ACCESS POINT HEALTHCARE URGENT & PRIMARY CARE	1	902	415	31%	1,318
PARRISH MEDICAL CENTER	1	1,157	153	12%	1,311
ASSURANCE SCIENTIFIC LABORATORIES	1	1,033	268	21%	1,302
NEIGHBORHOOD MEDICAL CENTER INC	16	1,140	140	11%	1,296
ARCPPOINT LABS		777	518	40%	1,295
PATIENTS FIRST - THOMASVILLE ROAD		1,106	155	12%	1,261
QUICK CARE MED PL	2	1,074	180	14%	1,256
INTELEX LABS, LLC		1,188	36	3%	1,224
CLINICORE		1,124	91	7%	1,215
BAPTIST HEALTH SOUTH FLORIDA - KEY BISCANE URGENT CARE EXPRESS		1,066	143	12%	1,209
MINUTECLINIC LLC #5854		1,006	201	17%	1,207
TEMPUS CLINICAL LABORATORY	9	1,060	136	11%	1,205
HOLMES REG MED CENTER CLINICAL LAB		983	216	18%	1,199
EMERGENCY PHYSICIANS MEDICAL CENTER		275	922	77%	1,197
ACCESS MEDICAL LABS		746	448	38%	1,194
UNIVERSITY OF ALABAMA AT BIRMINGHAM		1,162	31	3%	1,193

COVID-19: testing by laboratory

Data through Jan 14, 2021 verified as of Jan 15, 2021 at 09:25 AM

Data in this report are provisional and subject to change.

The numbers in the table below represent the number of Florida and non-Florida residents for whom test results were received by the Department of Health. A person can be tested by more than one laboratory and can have both positive and negative results. **Therefore, the sum of the numbers in each column will be larger than the total number of people tested.**

Reporting lab	Inconclusive	Negative	Positive	Percent positive	Total
MINUTECLINIC LLC #5190		967	212	18%	1,179
GENESIS LABORATORY MANAGEMENT	9	984	184	16%	1,177
DOC SMILEYS URGENT CARE LLC		942	233	20%	1,175
NYU HOSPITALS CENTER CLINICAL LABORATORIES		1,136	36	3%	1,172
VAVA PARTNERS LLC		437	699	62%	1,136
AMELIA EXPRESS CARE		645	486	43%	1,131
MINUTECLINIC LLC #8396		953	175	16%	1,128
CHARLES AIESI CONSULTING INC	6	954	154	14%	1,114
CAPSTONE HEALTHCARE		782	329	30%	1,111
MINI ER WATERFORD LAKES, THE		937	173	16%	1,110
BOND URGENT CARE LLC		807	300	27%	1,107
BAYFRONT HEALTH - CITRUS HILLS		926	175	16%	1,101
VERITAS GENETICS	61	932	103	9%	1,096
MINUTECLINIC LLC #7886		948	143	13%	1,091
TOM LEE COMMUNITY HEALTH CENTER		753	337	31%	1,090
MINUTECLINIC LLC #1067		932	155	14%	1,087
LAKE WALES MEDICAL CENTER INC		950	134	12%	1,084
PENSACOLA PEDIATRICS PA	1	953	128	12%	1,082
MEDEXPRESS URGENT CARE - JAX ATLANTIC BLVD		930	135	13%	1,065
COASTAL LABORATORIES		796	265	25%	1,061
RAINBOW RIVER MEDICAL LABORATORY		977	82	8%	1,059
PHYSICIANS PRIMARY CARE	2	892	163	15%	1,057
WHITE WILSON MEDICAL CENTER		135	909	87%	1,044
LAB24 INC	3	372	665	64%	1,040
EPN URGENT CARE NAPLES	2	746	287	28%	1,035
NCHMD INC		822	203	20%	1,025
UHEALTH CLINIC AT WALGREENS		831	187	18%	1,018
HOLIDAY CVS LLC DBA CVSPHARMACY #5155		976	34	3%	1,010
BAPTIST HEALTHCARE - JAY HOSPITAL		729	275	27%	1,004
MINUTE CLINIC LLC		842	155	16%	997
VERITOR		850	131	13%	981
NORTH FLORIDA PEDIATRICS-TALLAHASSEE		901	80	8%	981
TREASURE COAST MEDICAL ASSOCIATES INC		649	332	34%	981
BAPTIST HEALTH EMERGENCY CENTER AT WEST CORAL WAY		729	238	25%	967
SMA LAB	5	860	98	10%	963
ADVANCED DIAGNOSTIC LABORATORY		910	44	5%	954
PARAMOUNT URGENT CARE VILLAGES		651	302	32%	953
MINUTECLINIC LLC #3705		827	124	13%	951
PEDIATRIC HEALTH CARE ALLIANCE - NORTHDAL		868	80	8%	948
MINUTECLINIC LLC #5069		782	164	17%	946
STAGEZERO LIFE SCIENCES INC	2	852	88	9%	942
MINUTECLINIC LLC #3662		783	158	17%	941
MINUTECLINIC LLC #5214		836	103	11%	939
LABORATORY SPECIALISTS OF MICHIGAN		734	205	22%	939
VRL EUROFINs - DALLAS		913	13	1%	926
SOLARIS HEALTHCARE PALATKA		873	33	4%	906

COVID-19: testing by laboratory

Data through Jan 14, 2021 verified as of Jan 15, 2021 at 09:25 AM

Data in this report are provisional and subject to change.

The numbers in the table below represent the number of Florida and non-Florida residents for whom test results were received by the Department of Health. A person can be tested by more than one laboratory and can have both positive and negative results. **Therefore, the sum of the numbers in each column will be larger than the total number of people tested.**

Reporting lab	Inconclusive	Negative	Positive	Percent positive	Total
GENE TOX WORLDWIDE	60	736	100	11%	896
ED FRASER MEMORIAL HOSPITAL		706	190	21%	896
MINUTECLINIC LLC # 0514		765	128	14%	893
FAST TRACK URGENT CARE CENTER		4	887	100%	891
STEWART REFERENCE LABORATORY	1	544	343	39%	888
PALM HARBOR PHARMACY		758	117	13%	875
MINUTECLINIC LLC #7887		769	98	11%	867
Community_Health		711	153	18%	864
ST ANNES NURSING CENTER		841	21	2%	862
CAREFAST MURABELLA		501	357	42%	858
HISTOPATHOLOGY SERVICES, LLC		759	96	11%	855
LENCO MEDICAL LABORATORY		818	31	4%	849
COASTAL PEDIATRIC GROUP		728	112	13%	840
OPTUM LABS LLC		714	122	15%	836
MINUTECLINIC LLC #1055		628	204	25%	832
MARION E FETHER MEDICAL CENTER, THE		765	64	8%	829
NAPLES URGENT CARE	1	515	311	38%	827
PRIMARY CARE OF THE TREASURE COAST		728	94	11%	822
FLORIDA HOSPITAL ORLANDO		743	74	9%	817
FLAGLER HOSPITAL LABORATORY	8	33	776	95%	817
MINUTECLINIC LLC #1771		675	141	17%	816
MINUTECLINIC LLC # 3686		669	140	17%	809
MINUTECLINIC, LLC (CLINIC 10699)		685	121	15%	806
ASCENSION ST VINCENT'S - CLAY		775	31	4%	806
TACACHALE CLINICAL LABORATORY	1	768	32	4%	801
NITE LITE PEDIATRICS		234	561	71%	795
PHAROS HEALTH		623	167	21%	790
ELLENTON URGENT CARE		573	212	27%	785
MINUTECLINIC LLC #7173		684	94	12%	778
EUROFINS NTD, LLC		742	35	5%	777
MOLECULAR INFECTIOUS DISEASES		767	9	1%	776
ALTRU DIAGNOSTICS INC	2	710	64	8%	776
TYNDALL AIR FORCE BASE		588	181	24%	769
CENTRA CARE		445	324	42%	769
MINUTECLINIC LLC # 3930		646	122	16%	768
INTEGRITY LABORATORIES, LLC	1	620	140	18%	761
MACDILL AIR FORCE BASE		710	51	7%	761
PATIENTS FIRST LAKE ELLA MEDICAL CENTER		662	97	13%	759
LAKELAND REGIONAL HEALTH - PWC/OB		36	720	95%	756
MINUTECLINIC LLC #3291		656	98	13%	754
DEPARTMENT OF CLINICAL LABS		737	15	2%	752
MINUTECLINIC LLC #3635		656	96	13%	752
FLORIDA DEPARTMENT OF HEALTH IN POLK COUNTY	2	555	194	26%	751
DYNIX DIAGNOSTICS	2	524	220	29%	746
MINUTECLINIC LLC #3814		580	164	22%	744
BROWNWOOD CARE CENTER		667	77	10%	744

COVID-19: testing by laboratory

Data through Jan 14, 2021 verified as of Jan 15, 2021 at 09:25 AM

Data in this report are provisional and subject to change.

The numbers in the table below represent the number of Florida and non-Florida residents for whom test results were received by the Department of Health. A person can be tested by more than one laboratory and can have both positive and negative results. **Therefore, the sum of the numbers in each column will be larger than the total number of people tested.**

Reporting lab	Inconclusive	Negative	Positive	Percent positive	Total
MINUTECLINIC LLC #4458		580	161	22%	741
THE HEALTH CENTER OF PLANT CITY		680	60	8%	740
MINUTECLINIC LLC # 3579		619	118	16%	737
MINUTECLINIC LLC #3003		559	175	24%	734
ARCPPOINT LABS OF CORAL SPRINGS FL		652	79	11%	731
MINUTECLINIC, LLC #4015		536	191	26%	727
NONE		308	417	58%	725
JUPITER MEDICAL CENTER URGENT CARE		475	248	34%	723
ADVENT HEALTH LAB - ORLANDO		430	292	40%	722
DISNEY COVID TEST SITE		703	9	1%	712
GENEIQ		669	39	6%	708
NORTH FLORIDA PEDIATRICS - LAKE CITY		531	175	25%	706
MINUTECLINIC, LLC DBA MINUTECLINIC #4717		678	24	3%	702
MIAMI JEWISH HEALTH SYSTEMS		659	42	6%	701
NORTH OKALOOSA MEDICAL CENTER		411	285	41%	696
MINUTECLINIC LLC #7973		574	112	16%	686
PREMIER MEDICAL LABORATORY SERVICES	1	463	222	32%	686
MINUTECLINIC LLC #7225		581	102	15%	683
PROJECT HEALTH, INC SUMTERVILLE	5	541	131	19%	677
LEE COUNTY EMERGENCY MEDICAL SERVICE		595	82	12%	677
BAPTIST HEALTH - MD ANDERSON CANCER CENTER		672	4	1%	676
XYZ LABORATORY	8	592	76	11%	676
MINUTECLINIC LLC #1821		594	79	12%	673
MINI ER ADULT AND PEDIATRIC URGENT CARE		574	98	15%	672
ADDICTION LABS OF AMERICA	3	611	51	8%	665
Tampa Lakes Health and Rehabilitation Center	2	595	68	10%	665
COVANCE CLINICAL RESEARCH UNIT INC		645	16	2%	661
VENICE REGIONAL MEDICAL CENTER		574	86	13%	660
WHOLE FAMILY HEALTH CENTER INC		489	171	26%	660
NCH HEALTHCARE SYSTEM MICROBIOLOGY LAB		1	658	100%	659
VITAS HEALTHCARE CORPORATION OF FLA		656	3	0%	659
ANY LAB TEST NOW	1	439	218	33%	658
BLUE MED CONSULTANTS		638	19	3%	657
WILLOWBROOKE COURT AT EDGEWATER POINTE ESTATES		645	8	1%	653
CENTRA CARE - SOUTH ORANGE		476	175	27%	651
CVS HEALTH		459	188	29%	647
MEDICAL FP - WHOLE FAMILY HEALTH CENTER		529	118	18%	647
MINUTECLINIC, LLC #3204		512	134	21%	646
PARAMOUNT URGENT CARE - CLERMONT		483	160	25%	643
MAVERICK LABS		456	187	29%	643
Victoria Nursing and Rehabilitation Center		599	42	7%	641
MINUTECLINIC LLC #3285		550	91	14%	641
NORTHEAST FLORIDA NEUROLOGY CLINICS, INC		543	97	15%	640
SANTA ROSA MEDICAL GROUP		514	125	20%	639
DOCTOR'S MEMORIAL HOSPITAL		485	154	24%	639
NORTH SHORE LIJ URGENT CARE PC		606	31	5%	637

COVID-19: testing by laboratory

Data through Jan 14, 2021 verified as of Jan 15, 2021 at 09:25 AM

Data in this report are provisional and subject to change.

The numbers in the table below represent the number of Florida and non-Florida residents for whom test results were received by the Department of Health. A person can be tested by more than one laboratory and can have both positive and negative results. **Therefore, the sum of the numbers in each column will be larger than the total number of people tested.**

Reporting lab	Inconclusive	Negative	Positive	Percent positive	Total
MINUTECLINIC LLC #3257		499	134	21%	633
PRIMARY CARE SERVICES AT INDIAN RIVER ESTATES		617	11	2%	628
MINUTECLINIC LLC #4024		521	106	17%	627
ADVENT HEALTH CENTRA CARE - MOUNT DORA		276	348	56%	624
MINUTECLINIC LLC #5216		507	115	18%	622
C.W. BILL YOUNG VA MEDICAL CENTER	1	17	602	97%	620
KENDALL HEALTHCARE PROPERTIES DBA	2	591	26	4%	619
READY RESPONDERS FLORIDA, PLLC		521	92	15%	613
HOLY CROSS HOSPITAL		12	598	98%	610
MYTEST DIAGNOSTICS		563	45	7%	608
URGENT CARE OF THE PALM BEACHES		281	325	54%	606
PALACE NURSING HOME & REHAB CENTER		575	31	5%	606
UNIVERSITY OF WEST FLORIDA STUDENT HEALTH SERVICES	1	497	105	17%	603
PATIENTS FIRST - MAHAN DRIVE		164	435	73%	599
MINUTECLINIC LLC #3654		495	101	17%	596
SOLARIS HEALTHCARE CHARLOTTE HARBOR		548	42	7%	590
CREEKSIDE CARE CENTER	1	504	84	14%	589
MINUTECLINIC LLC # 7933		500	88	15%	588
CONSULATE HEALTH CARE OF NEW PORT RICHEY	2	498	85	15%	585
MINUTECLINIC LLC #3648		461	122	21%	583
PALM BAY HOSPITAL CLINICAL LABORATORY		364	217	37%	581
APALACHEE CORRECTIONAL INSTITUTION EAST UNIT		566	15	3%	581
NORTH FLORIDA PEDIATRICS PA - SUWANNEE	1	475	104	18%	580
POINT OF CARE TESTING SITE		556	24	4%	580
MANOR PINES CONVALESCENT CENTER LLC	1	557	18	3%	576
MOUNT SINAI LABORATORY		550	25	4%	575
ADVENT HEALTH CENTRA CARE - WATERFORD LAKES		481	94	16%	575
ORLANDO HEALTH AND REHAB CENTER		539	35	6%	574
MINUTECLINIC LLC #4201		498	69	12%	567
VETERANS AFFAIRS MEDICAL CENTER - JAMES A HALEY			567	100%	567
PALM GARDEN OF PORT SAINT LUCIE		561	6	1%	567
COASTAL PHYSICIANS, LLC		424	141	25%	565
JOHN KNOX VILLAGE HEALTH CENTER		542	16	3%	558
LIFE CARE CENTER OF ORANGE PARK		529	28	5%	557
TREE HOUSE PEDIATRICS PLLC		499	55	10%	554
MINUTECLINIC LLC #476		455	94	17%	549
The Sands at South Beach		545	4	1%	549
HOLMES REGIONAL MEDICAL CENTER		5	543	99%	548
KEYS AHEC SCHOOL MEDICAL CLINIC	6	475	67	12%	548
VITAE DIAGNOSTICS		534	13	2%	547
Point of Care Testing	1	108	438	80%	547
TENNESSEE DOH - NASHVILLE	2	482	62	11%	546
INTERLACHEN PEDIATRICS		522	23	4%	545
CONSULATE HEALTHCARE OF VERO BEACH	14	456	74	14%	544
GULF COAST VILLAGE		513	29	5%	542
ST JOHN'S NURSING CENTER		526	16	3%	542

COVID-19: testing by laboratory

Data through Jan 14, 2021 verified as of Jan 15, 2021 at 09:25 AM

Data in this report are provisional and subject to change.

The numbers in the table below represent the number of Florida and non-Florida residents for whom test results were received by the Department of Health. A person can be tested by more than one laboratory and can have both positive and negative results. **Therefore, the sum of the numbers in each column will be larger than the total number of people tested.**

Reporting lab	Inconclusive	Negative	Positive	Percent positive	Total
LIFE CARE CENTER OF NEW PORT RICHEY		510	31	6%	541
HENDRY REGIONAL MEDICAL CENTER CLINICAL LABORATORY		370	169	31%	539
COASTAL URGENT CARE		424	114	21%	538
ECCOLAB GROUP	1	144	391	73%	536
FISHERMENS HOSPITAL CLINICAL LAB		492	43	8%	535
GOLDEN GLADES NURSING & REHABILITATION CTR		527	8	1%	535
NCF DIAGNOSTICS & DNA TECHNOLOGIES	15	199	318	60%	532
SOUTHEAST ALABAMA MEDICAL CENT		482	49	9%	531
SHORELINE PHYSICIAN GROUP		333	195	37%	528
SEBASTIAN RIVER MEDICAL CENTER	2	401	125	24%	528
HMA SANTA ROSA MEDICAL CENTER LLC DBA		410	118	22%	528
GULF COAST MOLECULAR LABORATORIES	12	432	81	15%	525
ETHOS WELLNESS PHARMACY		486	37	7%	523
FIU-HEALTH AUXILIARY LABORATORY		479	44	8%	523
SACRED HEART HEALTH SYSTEM, INC		287	235	45%	522
MINUTECLINIC, LLC #5817		412	109	21%	521
MID-FLORIDA PATHOLOGY		409	111	21%	520
MINUTECLINIC LLC #5924		423	96	18%	519
MED FAST URGENT CARE CENTER		260	256	50%	516
Signature HealthCare Center of Waterford		488	27	5%	515
PROHEALTH MEDICAL CLINIC		66	449	87%	515
MINUTECLINIC LLC #3748		392	122	24%	514
THE PRESERVE		508	6	1%	514
WOODLANDS MEDICAL SPECIALISTS		346	167	33%	513
MEDICAL VB		392	120	23%	512
ADVENT HEALTH CENTRA CARE - PORT ORANGE		65	443	87%	508
THERADOC		152	352	70%	504
LIFE CARE CENTER OF HILLIARD		490	13	3%	503
BROAD INSTITUTE CLINICAL SEQUENCING RESEARCH PLATFORM	1	485	15	3%	501
VETERANS AFFAIRS MEDICAL CENTER - BAY PINES		17	484	97%	501
MINUTECLINIC LLC #1807		399	102	20%	501
PROFESSIONAL HEALTH EXAMINERS DBA PROHEALTH		418	81	16%	499
CATALYST WALK IN CLINIC		385	114	23%	499
MIDWAY SPECIATLY CARE CENTER		301	196	39%	497
DAVITA LABORATORY		426	70	14%	496
PALM GARDEN OF VERO BEACH		457	36	7%	493
CLINICAL PATHOLOGY LABS		386	106	22%	492
INTERLACHEN PEDIATRICS PA		465	27	5%	492
AMERICAN FAMILY CARE PENSACOLA WEST		1	490	100%	491
CLEWISTON NURSING AND REHABILITATION CENTER		483	8	2%	491
EDEN SPRINGS NURSING AND REHAB CENTER		376	108	22%	484
VILLA MARIA NURSING & REHAB CENTER INC	1	472	11	2%	484
CLARITY LABS		419	64	13%	483
FORT MYERS INTERNAL MEDICINE, LLC		433	47	10%	480
PEDIATRICS OF CENTRAL FLORIDA PA	16	432	31	6%	479
NCHMD, INC SOUTHEAST IMMEDIATE CARE		359	119	25%	478

COVID-19: testing by laboratory

Data through Jan 14, 2021 verified as of Jan 15, 2021 at 09:25 AM

Data in this report are provisional and subject to change.

The numbers in the table below represent the number of Florida and non-Florida residents for whom test results were received by the Department of Health. A person can be tested by more than one laboratory and can have both positive and negative results. **Therefore, the sum of the numbers in each column will be larger than the total number of people tested.**

Reporting lab	Inconclusive	Negative	Positive	Percent positive	Total
PRIMARY CARE SERVICES AT ST ANDREWS ESTATES		476			476
JACKSON MEMORIAL LONG TERM CARE CENTER		459	16	3%	475
MINUTECLINIC LLC #3236		408	64	14%	472
ST CLOUD REGIONAL MEDICAL CENTER CLINICAL LAB		394	74	16%	468
MAIN STREET MEDICAL CENTER		109	354	76%	463
NORTH FLORIDA PEDIATRICS PA		390	70	15%	460
EMERALD SHORES HEALTH AND REHABILITATION		371	87	19%	458
ADVENTHEALTH MEDICAL GROUP PROMPT CARE		326	132	29%	458
NEW YORK HOSPITAL LABORATORIES	1	445	12	3%	458
BALDOMERO LOPEZ STATE VETERANS NURSING HOME	2	453	3	1%	458
RIVER GARDEN HEBREW HOME FOR THE AGED		404	53	12%	457
VETERANS AFFAIRS MEDICAL CENTER		40	417	91%	457
J AND G MEDICAL GROUP LLC		384	72	16%	456
HEALTH CENTER AT BRENTWOOD	1	413	42	9%	456
MEMORIAL PEMBROKE 24/7 CARE CENTER		346	109	24%	455
CITY MEDICAL OF NEW JERSEY, PC		418	36	8%	454
Crestview Rehabilitation Center	3	326	124	27%	453
DOCTORS CENTER,THE		355	97	21%	452
ER QUICKCARE PL		368	84	19%	452
ENZO CLINICAL LABS INC	3	429	19	4%	451
GROWING TOGETHER PEDIATRICS LLC		411	39	9%	450
MINUTECLINIC LLC #1815		388	61	14%	449
MINUTECLINIC LLC #8381		357	91	20%	448
LITTLE PINE PEDIATRICS		295	153	34%	448
CRUCIAL CARE EMERGENCY MEDICINE DOCTORS		357	91	20%	448
VALENCIA HILLS HEALTH AND REHABILITATION CENTER		435	12	3%	447
MINUTECLINIC LLC #4612		341	102	23%	443
JACKSON MEMORIAL PERDUE MEDICAL CENTER		423	19	4%	442
LIFE CARE CENTER OF PENSACOLA		403	38	9%	441
NSPIRE HEALTHCARE MIAMI LAKES	7	421	12	3%	440
LPG COCONUT POINT		359	81	18%	440
CAPE CANAVERAL HOSPITAL		253	185	42%	438
SMA SPECIALTY MEDICAL LAB		117	321	73%	438
MINUTECLINIC, LLC #3245		317	121	28%	438
DOH - INDIAN RIVER		371	67	15%	438
MEDICAL CENTER CLINIC-IMMEDIATE CARE	1	350	86	20%	437
ADVENT HEALTH CENTRA CARE - WINTER PARK		293	142	33%	435
MINUTECLINIC LLC #3255		346	88	20%	434
Plantation Bay Rehabilitation Center		423	11	3%	434
MEDFAST URGENT CARE CENTERS		156	278	64%	434
EAST LAKE PEDIATRICS		360	72	17%	432
SPECTOR SCIENTIFIC LAB	1	195	235	55%	431
AVECINA MEDICAL JULINGTON	1	240	189	44%	430
Good Samaritan Society Kissimmee Village		365	64	15%	429
FOUNTAIN MANOR HEALTH AND REHAB CENTER	1	413	15	3%	429
CHILDRENS MEDICAL ASSOCIATION		389	40	9%	429

COVID-19: testing by laboratory

Data through Jan 14, 2021 verified as of Jan 15, 2021 at 09:25 AM

Data in this report are provisional and subject to change.

The numbers in the table below represent the number of Florida and non-Florida residents for whom test results were received by the Department of Health. A person can be tested by more than one laboratory and can have both positive and negative results. **Therefore, the sum of the numbers in each column will be larger than the total number of people tested.**

Reporting lab	Inconclusive	Negative	Positive	Percent positive	Total
LAUDERDALE NURSING CENTER LLC	1	407	19	4%	427
NEW PLANT CITY FAMILY CARE	1	225	201	47%	427
CYPRESS VILLAGE	1	409	16	4%	426
PALM GARDEN OF JACKSONVILLE	2	355	68	16%	425
MEDICAL CONSULTANTS OF FLORIDA, LLC		346	78	18%	424
FLO-MEDILAB SERVICES LLC		186	238	56%	424
THE PALACE AT HOMESTEAD	1	408	15	4%	424
MANOR AT CARPENTERS		397	26	6%	423
FLORIDA DEPT OF HEALTH IN BREVARD COUNTY	3	360	60	14%	423
MOORINGS PARK INSTITUTE, INC, THE		406	17	4%	423
GARCIA CLINICAL LABORATORY		28	392	93%	420
FIRST QUALITY LABORATORY		392	28	7%	420
STEWART ROCKLEDGE HOSPITAL		320	99	24%	419
CARE ONE OF FLORIDA LLC		247	172	41%	419
SOUTHERN OAKS CARE CENTER	1	386	31	7%	418
VITAS HEALTHCARE CORP OF CENTRAL FL		406	11	3%	417
PENSACOLA PEDIATRICS	1	252	162	39%	415
WILLOW BROOKE COURT AT INDIAN RIVER ESTATES		370	44	11%	414
LEHIGH REGIONAL MEDICAL CENTER LAB		371	43	10%	414
NCH HEALTHCARE BONITA		300	114	28%	414
PHYSICIANS PRIMARY CARE LAB		360	54	13%	414
The Manor at Blue Water Bay		356	57	14%	413
Q ANSWER LAB	1	375	36	9%	412
MEDIQUICK URGENT CARE CENTERS INC		154	257	63%	411
MINUTECLINIC LLC #3671		366	44	11%	410
WILLISTON CARE CENTER		362	48	12%	410
HARTS HARBOR HEALTH CARE CENTER		392	17	4%	409
HILLCREST HEALTH CARE & REHABILITATION CENTER	1	400	8	2%	409
TELESCOPE HEALTH LLC	3	323	83	20%	409
Colonial Lakes Health Care		384	25	6%	409
CARENOW URGENT CARE - FORT PIERCE		225	181	45%	406
ST ANDREWS BAY SKILLED NURSING &		353	53	13%	406
OPTUMCARE FLORIDA LLC		278	127	31%	405
EXPRESS URGENT CARE LLC		1	403	100%	404
CLIFFORD CHESTER SIMS STATE VETERANS		397	7	2%	404
FAMILY HEALTH CENTERS OF SWF LABS	2	330	72	18%	404
FLAGLER COUNTY HEALTH DEPARTMENT	1	331	71	18%	403
MEDONE URGENT CARE AT ST. AUGUSTINE		111	292	72%	403
BOND AND STEELE CLINIC PA		253	149	37%	402
MINUTECLINIC LLC		356	45	11%	401
PARKLANDS FACILITY INC	4	382	14	4%	400
GOLDEN GATE FAMILY CLINIC		83	316	79%	399
BOCA GRANDE HEALTH CLINIC		380	19	5%	399
TIDE LABORATORIES		356	42	11%	398
WEST GABLES HEALTH CARE CENTER		387	10	3%	397
VERILY LIFE SCIENCES		394	2	1%	396

COVID-19: testing by laboratory

Data through Jan 14, 2021 verified as of Jan 15, 2021 at 09:25 AM

Data in this report are provisional and subject to change.

The numbers in the table below represent the number of Florida and non-Florida residents for whom test results were received by the Department of Health. A person can be tested by more than one laboratory and can have both positive and negative results. **Therefore, the sum of the numbers in each column will be larger than the total number of people tested.**

Reporting lab	Inconclusive	Negative	Positive	Percent positive	Total
MINI ER AND URGENT CARE		289	105	27%	394
PALM GARDEN OF OCALA		330	62	16%	392
RICARDO NAVARRO DO PA		340	51	13%	391
HERON POINTE HEALTH AND REHABILITATION	1	387	3	1%	391
LOOP PEDIATRICS PA	2	311	76	20%	389
BARBER		13	376	97%	389
NEW YORK PRESBYTERIAN - CUMC CLINICAL		369	17	4%	386
24 HOUR PEDIATRIC CARE CENTER	1	346	39	10%	386
AMERICA'S PHARMACY LLC		339	46	12%	385
PALM GARDEN OF TAMPA		371	13	3%	384
BROOKDALE PALMER RANCH	1	334	49	13%	384
VETERANS AFFAIRS MEDICAL CENTER - GAINESVILLE		2	382	99%	384
ADVENT HEALTH CENTRA CARE - WINTER HAVEN	1	180	201	53%	382
REDI MED LLC		267	113	30%	380
MANOR CARE HEALTH SERVICES - FT MYERS		370	10	3%	380
APP-UNIPATH, LLC	2	363	14	4%	379
MINUTECLINIC LLC #1350		304	75	20%	379
MAYFLOWER ASSISTED LIVING		375	2	1%	377
HARBOUR HEALTH CENTER		364	12	3%	376
BAYA PHARMACY WEST		8	368	98%	376
DIAMOND RIDGE HEALTH AND REHABILITATION		357	18	5%	375
PROFESSIONAL HEALTH EXAMINERS		322	52	14%	374
SANTA ROSA CENTER FOR REHABILITATION AND HEALING		313	61	16%	374
PEDIATRIC HEALTHCARE ALLIANCE PA		337	35	9%	372
CALHOUN LIBERTY HOSPITAL		262	109	29%	371
HENDRY REGIONAL MEDICAL CENTER		107	264	71%	371
MEDONE URGENT CARE CENTER		149	222	60%	371
URGENT CARE BETHESDA	1	318	52	14%	371
NAVAL HOSPITAL - JACKSONVILLE		41	329	89%	370
HALIFAX MEDICAL CENTER-PORT ORANGE LAB		313	56	15%	369
Ocala Health and Rehabilitation Center		349	18	5%	367
ADVENT HEALTH - TAMPA		148	217	59%	365
BALDWIN PEDIATRICS	1	343	20	5%	364
Solaris HealthCare Windermere		350	13	4%	363
FERNANDINA BEACH REHAB AND NURSING	1	349	11	3%	361
FAIR HAVENS CENTER, OPCO		355	5	1%	360
ORLANDO HEALTH CENTER FOR REHABILITATION		351	9	3%	360
VITAS LUTHERAN TOWERS INPATIENT PROGRAM		303	56	16%	359
PALMS OF SEBRING		334	25	7%	359
JACKSONVILLE BEACH PEDIATRIC CARE CENTER		315	42	12%	357
INFORM DIAGNOSTICS		349	7	2%	356
ADVENT HEALTH CENTRA CARE - LAKE MARY	2	104	249	70%	355
VRL EUROFINs		343	12	3%	355
UR MEDICINE LABS- CENTRAL LABORATORY		337	16	5%	353
TREASURE COAST COMMUNITY HEALTH	3	304	46	13%	353
BUFFALO CROSSING HEALTHCARE & REHABILITATION CTR		341	11	3%	352

COVID-19: testing by laboratory

Data through Jan 14, 2021 verified as of Jan 15, 2021 at 09:25 AM

Data in this report are provisional and subject to change.

The numbers in the table below represent the number of Florida and non-Florida residents for whom test results were received by the Department of Health. A person can be tested by more than one laboratory and can have both positive and negative results. **Therefore, the sum of the numbers in each column will be larger than the total number of people tested.**

Reporting lab	Inconclusive	Negative	Positive	Percent positive	Total
BAPTIST PRIMARY CARE	2	273	77	22%	352
CITRUS NURSING CENTER LLC		330	21	6%	351
BAYSHORE DIAGNOSTICS		309	40	11%	349
CAREMED CLINIC LLC		216	132	38%	348
SANFORD LABORATORIES		325	23	7%	348
Stacey Health Care Centers Inc. dba Riverside Care Center		319	28	8%	347
THE PALACE MANAGEMENT - THE PALACE AT CORAL GABLES		344	2	1%	346
CONSULATE HEALTH CARE OF BAYONET POINT	3	335	7	2%	345
MY CLINICAL LAB		224	121	35%	345
INDIAN RIVER CTR, LLC		310	34	10%	344
VILLAGE AT VIENNA SQUARE,THE	6	329	8	2%	343
KETAMINE HEALTH CENTERS LLC		315	27	8%	342
CORAL BAY HEALTHCARE AND REHABILITATION	1	330	10	3%	341
ABBAY DELRAY		337	4	1%	341
CLARIDGE HOUSE NURSING CENTER		325	16	5%	341
HEALTH DESIGNS		328	13	4%	341
ADVENT HEALTH CENTRA CARE - PALM COAST		80	260	76%	340
PROJECT HEALTH INC	1	258	80	24%	339
SELECT REFERENCE LABORATORIES, LLC	1	326	12	4%	339
SOLARIS HEALTHCARE MERRITT ISLAND		314	25	7%	339
CONTINENTAL CLINICAL RESEARCH, LLC		331	8	2%	339
FLORIDA HOSPITAL MEDICAL GROUP		248	90	27%	338
AFC URGENT CARE SEMINOLE			338	100%	338
SIPARADIGM, DIAGNOSTIC INFORMATICS		273	65	19%	338
NORTH FLORIDA REHABILITATION & SPECIALTY CARE		332	3	1%	335
ARCPPOINTS LABS		294	40	12%	334
MANOR OAKS NURSING & REHAB CENTER	2	330	1	0%	333
SPRING HILL HEALTH AND REHABILITATION CENTER		317	15	5%	332
RUSKIN HEALTH CENTER		221	111	33%	332
ADVENT HEALTH CENTRA CARE - LEESBURG		13	318	96%	331
DBI HEALTH INC		317	14	4%	331
MINUTECLINIC LLC #3637		233	98	30%	331
NORTH PINELLAS STATMED QUICK QUALITY CLINICS		236	93	28%	329
FLORIDA HOSPITAL WAUCHULA		223	106	32%	329
SOLARIS HEALTHCARE LAKE CITY		269	60	18%	329
SIGNATURE HEALTHCARE OF BROOKWOOD GARDENS		327	1	0%	328
CORE DIAGNOSTIC LABORATORIES LLC		237	91	28%	328
USAFSAM/PHE		174	153	47%	327
TRI-COUNTY NURSING AND REHABILITATION CENTER INC		311	15	5%	326
CHILDRENS MEDICAL ASSOCIATION PA		290	36	11%	326
EAST LAKE PEDIATRICS PA		292	32	10%	324
BLOUNTSTOWN REHABILITATION CENTER LLC		223	100	31%	323
HOPE HOSPICE AND COMMUNITY SERVICES INC	11	301	10	3%	322
MANOR CARE NURSING CENTER OF SARASOTA FL LLC		305	17	5%	322
MIDWAY SPECIALTY CARE CENTER	3	203	113	35%	319
ORCHARD PARK HEALTH & REHABILITATION		315	4	1%	319

COVID-19: testing by laboratory

Data through Jan 14, 2021 verified as of Jan 15, 2021 at 09:25 AM

Data in this report are provisional and subject to change.

The numbers in the table below represent the number of Florida and non-Florida residents for whom test results were received by the Department of Health. A person can be tested by more than one laboratory and can have both positive and negative results. **Therefore, the sum of the numbers in each column will be larger than the total number of people tested.**

Reporting lab	Inconclusive	Negative	Positive	Percent positive	Total
FLORIDA GULF COAST UNIVERSITY		167	152	48%	319
BENTON PEDIATRICS INC		287	31	10%	318
MEDSCAN LABORATORY INC	1	163	154	48%	318
Life Care Center of Ocala		277	38	12%	315
solaris Healthcare Parkway	2	305	7	2%	314
CORAL TRACE HEALTH CARE□	2	307	5	2%	314
MEDFAST URGENT CARE CENTER		83	230	73%	313
Timberridge Center for Rehabilitation and Healing		286	26	8%	312
GENESIS MEDICAL LABORATORY MIAMI FL.		83	229	73%	312
FLORIDA DEPARTMENT OF HEALTH IN CALHOUN COUNTY		221	91	29%	312
MINUTECLINIC LLC, #10357		310	1	0%	311
HAINES CITY REHABILITATION AND NURSING CENTER		289	22	7%	311
PHYSICIANS STAT LAB INC		259	51	16%	310
HEALTH CENTRAL PARK		244	66	21%	310
MEDEXPRESS LUTZ		3	304	99%	307
SHORE ACRES CARE CENTER		278	29	9%	307
Palmetto Subacute Care Center		299	8	3%	307
Manatee Springs Rehabilitation and Nursing Center		288	18	6%	306
ASAP LAB LLC		200	105	34%	305
CARE ONE OF FLORIDA	1	199	104	34%	304
LIFE CARE PONTE VEDRA INC		298	5	2%	303
SUWANNEE HEALTH AND REHABILITATION CENTER		297	5	2%	302
DIAMOND RIDGE HEALTH AND REHABILITATION CENTER		283	19	6%	302
VETERANS AFFAIRS MEDICAL CENTER - LAKE CITY		52	250	83%	302
AFC URGENT CARE CLEARWATER	1	121	180	60%	302
FLORIDA HOSPITAL HEARTLAND MED CTR LAKE PLACID		219	82	27%	301
LIFEBRITE	1	123	177	59%	301
Life Care Center at Wells Crossing		285	16	5%	301
Darcy Hall Of Life Care		301			301
VIERA HOSPITAL, INC		219	81	27%	300
FLORIDA DEPARTMENT OF HEALTH CLAY COUNTY	1	207	91	30%	299
Cypress Cove Care Center		198	99	33%	297
ADVENT HEALTH CENTRA CARE - TITUSVILLE		56	241	81%	297
BREVARD HEALTH ALLIANCE		119	178	60%	297
SOLARIS HEALTHCARE OSCEOLA		287	9	3%	296
PALM GARDEN OF CLEARWATER		278	18	6%	296
BUENA VISTA URGENT CARE		264	32	11%	296
KEY WEST HEALTH AND REHAB	1	289	6	2%	296
Quest Diag Unspecifd	1	180	113	38%	294
DELTONA HEALTH CARE		270	23	8%	293
CLERMONT HEALTH AND REHABILITATION CENTER		275	18	6%	293
USF MORSANI CENTER FOR ADVANCED HEALTH CARE		247	46	16%	293
NORTHWEST MEDICAL CENTER CLINICAL LABORATORY		175	117	40%	292
PHYSICIANS REGIONAL WALK-IN		185	107	37%	292
SEMINOLE NURSING PAVILION		284	7	2%	291
MICHAEL A MIDDLETON MD PA□		281	10	3%	291

COVID-19: testing by laboratory

Data through Jan 14, 2021 verified as of Jan 15, 2021 at 09:25 AM

Data in this report are provisional and subject to change.

The numbers in the table below represent the number of Florida and non-Florida residents for whom test results were received by the Department of Health. A person can be tested by more than one laboratory and can have both positive and negative results. **Therefore, the sum of the numbers in each column will be larger than the total number of people tested.**

Reporting lab	Inconclusive	Negative	Positive	Percent positive	Total
Solaris Healthcare Daytona	1	259	30	10%	290
AUBURN UNIVERSITY MEDICAL CLINIC		227	62	21%	289
FAIRWAY OAKS CENTER LLC	6	277	6	2%	289
SOLARIS HEALTHCARE BAYONET POINT		276	12	4%	288
MANORCARE HEALTH SERVICES - VENICE		239	49	17%	288
HEALTHY STEPS PEDIATRICS		253	35	12%	288
SABAL PALMS HEALTH AND REHAB		243	43	15%	286
AFC URGENT CARE TYRONE		2	284	99%	286
LAKELAND REGIONAL HEALTH SYSTEMS INC		20	266	93%	286
SPECIALTY HEALTH AND REHABILITATION CENTER		260	25	9%	285
Palm Garden of Largo		284	1	0%	285
SANDBAY URGENT CARE		227	58	20%	285
BIOCEPT		268	16	6%	284
BROOKSVILLE HEALTHCARE CENTER LLC		279	4	1%	283
EXPRESS PHARMACY		261	22	8%	283
ASCEND CLINICAL	2	232	48	17%	282
BOCA BIOLISTICS REFERENCE LABORATORY	2	185	95	34%	282
PALM GARDEN OF GAINESVILLE	2	277	2	1%	281
BAY VILLAGE OF SARASOTA INC		278	3	1%	281
AFC URGENT CARE FAMILY CARE			280	100%	280
STARKE FAMILY MEDICAL CENTER		223	57	20%	280
GOOD SAMARITAN SOCIETY-DAYTONA		274	5	2%	279
GANDY CROSSING CARE CENTER	1	265	12	4%	278
PRUITT HEALTH-SANTA ROSA		275	2	1%	277
SPRINGTREE REHAB & HEALTH CARE CENTER		261	16	6%	277
AVELLINO LAB USA, INC	1	267	9	3%	277
CARENOW	2	148	126	46%	276
POINT WASHINGTON MEDICAL CLINIC		123	153	55%	276
Marshall Health and Rehabilitation Center		261	15	5%	276
MINUTECLINIC LLC #8927		220	55	20%	275
FLORIDA DEPARTMENT OF HEALTH		241	34	12%	275
LabCorp (Non-Interfaced)	1	114	160	58%	275
PALM GARDEN OF ORLANDO		243	31	11%	274
MEDIPATH		15	259	95%	274
ST JAMES HEALTH AND REHABILITATION CENTER		192	82	30%	274
PruittHealth Panama City	1	224	49	18%	274
ROLLINS COLLEGE WELLNESS CENTER		130	144	53%	274
Bardmoor Oaks Healthcare and Rehabilitation Center		269	4	1%	273
WESTCHESTER GARDENS LIMITED PARTNERSHIP		268	5	2%	273
Bayside Care Center	1	252	19	7%	272
BRIDGEWATER PARK HEALTH AND REHAB		257	14	5%	271
AURORA DIAGNOSTICS BERNHARDT LABORATORIES PATHOLOGY SERVICE		190	80	30%	270
AVENTURA REHAB AND NURSING CENTER		265	5	2%	270
SUNRISE URGENT CARE ASSOCIATES LLC D/B/A	2	60	208	77%	270
SEA BREEZE REHAB AND NURSING CENTER		264	5	2%	269
VILLAGE DOCTORS FAMILY MEDICAL CENTER OF		214	55	20%	269

COVID-19: testing by laboratory

Data through Jan 14, 2021 verified as of Jan 15, 2021 at 09:25 AM

Data in this report are provisional and subject to change.

The numbers in the table below represent the number of Florida and non-Florida residents for whom test results were received by the Department of Health. A person can be tested by more than one laboratory and can have both positive and negative results. **Therefore, the sum of the numbers in each column will be larger than the total number of people tested.**

Reporting lab	Inconclusive	Negative	Positive	Percent positive	Total
ADVENT HEALTH CENTRA CARE - ALTAMONTE SPRINGS		159	109	41%	268
HARDEE MANOR HEALTH CARE CENTER	1	264	3	1%	268
Premier Place at The Glenview		260	8	3%	268
CONSULATE HEALTH CARE OF SAFETY HARBOR		262	5	2%	267
OCEAN VIEW NURSING AND REHAB CENTER		257	10	4%	267
PruittHealth Santa Rosa		195	71	27%	266
ST JUDE CHILDREN'S RESEARCH HOSPITAL		253	13	5%	266
ADVENT HEALTH CENTRA CARE - ORMOND BEACH		113	153	58%	266
HOMESTEAD MANOR	2	222	40	15%	264
PALMETTO FAMILY HEALTHCARE	1	159	103	39%	263
MINUTECLINIC LLC #5187		222	40	15%	262
SERENADES IN THE VILLAGES		208	53	20%	261
Glades West Rehabilitation and Nursing Center		253	8	3%	261
MEDICAL CENTER OF DELTONA, INC		200	61	23%	261
CLIFFORD CHESTER SIMS VA NURSING HOME		251	9	3%	260
DXTERITY DIAGNOSTICS	1	250	9	3%	260
SIGNATURE HEALTHCARE OF NORTH FLORIDA		257	2	1%	259
CONSULATE HEALTHCARE OF KISSIMMEE		247	12	5%	259
LUTHERAN HAVEN		254	5	2%	259
FL HUD DESTIN, LLC D/B/A GRAND BOULEVARD HEALTH		226	33	13%	259
Destin Healthcare and Rehabilitation Center	1	250	7	3%	258
LAKE EUSTIS HEALTH AND REHABILITATION CENTER		252	6	2%	258
FLORIDA WOMAN CARE LABORATORY LLC		232	26	10%	258
ARGO SENIOR LIVING AT HAVERHILL		247	10	4%	257
HEARTLAND PEDIATRICS OF LAKE WALES		223	33	13%	256
QUALITOX LABORATORIES		105	151	59%	256
ELLENTON PEDIATRICS		238	17	7%	255
OSPREY LODGE		223	31	12%	254
KISSIMMEE FACILITY OPERATIONS LLC		243	10	4%	253
ROSEWOOD HEALTH AND REHABILITATION CENTER		244	9	4%	253
ORCHARD RIDGE CARE AND REHABILITATION CENTER		243	9	4%	252
renaissance health and rehabilitation center		240	12	5%	252
SPRINGS AT BOCA CIEGA BAY,THE		242	9	4%	251
TAMARAC REHABILITATION & HEALTH CENTER		250	1	0%	251
SUN COUNTRY PEDIATRICS PLLC	6	220	24	10%	250
DAVID SCOTT MADWAR MD PA□		226	24	10%	250
PERSONALIZED GENETIC TESTING	1	157	92	37%	250
BEAR CREEK NURSING CENTER		246	3	1%	249
GENOME LLC	2	212	35	14%	249
HEATHER HILL HEALTHCARE CENTER		206	41	17%	247
SHELL POINT VILLAGE MEDICAL CENTER		246	1	0%	247
PINES OF SARASOTA		244	3	1%	247
MARTIN MEMORIAL MEDICAL CENTER LAB		128	118	48%	246
EPN URGENT CARE		43	201	82%	244
ROSEWOOD HEALTHCARE & REHABILITATION CENTER		239	4	2%	243
HARBOURWOOD	1	238	4	2%	243

COVID-19: testing by laboratory

Data through Jan 14, 2021 verified as of Jan 15, 2021 at 09:25 AM

Data in this report are provisional and subject to change.

The numbers in the table below represent the number of Florida and non-Florida residents for whom test results were received by the Department of Health. A person can be tested by more than one laboratory and can have both positive and negative results. **Therefore, the sum of the numbers in each column will be larger than the total number of people tested.**

Reporting lab	Inconclusive	Negative	Positive	Percent positive	Total
BROWARD NURSING & REHABILITATION CTR	8	231	4	2%	243
MALABAR/ADVENT CENTRA CARE		48	194	80%	242
CRONOS CLINICAL LABORATORY	17	159	66	27%	242
GOOD SAMARITAN CARES		236	5	2%	241
XPRESS URGENT CARE	3	196	42	17%	241
Solaris Healthcare Lake Bennet		210	30	13%	240
SABAL DIRECT PRIMARY CARE, PA		198	42	18%	240
LIFE CARE CENTER OF WINTER HAVEN		224	16	7%	240
NORTH FLORIDA MEDICAL GROUP		163	76	32%	239
DIAGNOSTIC & CLINICAL CARE SERVICES INC DBA		195	44	18%	239
PROTEUS MOLECULAR AND CLINICAL LAB	1	148	90	38%	239
QUICK CARE MED		186	52	22%	238
HARDEE COUNTY HEALTH DEPARTMENT		185	52	22%	237
Fernandina Beach Rehabilitation and Nursing Center		236	1	0%	237
Heritage Healthcare at Tallahassee		232	4	2%	236
ROSEN MEDICAL CENTER		207	29	12%	236
ADVENT HEALTH CENTRA CARE - UNIVERSITY	1	95	140	59%	236
ARCHER HEALTH VENTURES, LLC		210	25	11%	235
CARRINGTON PLACE OF ST PETE LLC		231	4	2%	235
OAK HAMMOCK AT THE UNIVERSITY OF FLORIDA		229	6	3%	235
Vi at Lakeside Village Skilled Nursing		230	5	2%	235
VILLAGE DOCTORS OF KEYSTONE		172	62	26%	234
REGENTS PARK AT AVENTURA		221	13	6%	234
LITTLE PINE PEDIATRICS PLLC		197	37	16%	234
CARITHERS PEDIATRIC GROUP		202	32	14%	234
TUSKAWILLA NURSING AND REHAB CENTER	2	224	7	3%	233
MEMPHIS PATHOLOGY LABORATORY	4	212	17	7%	233
Bay Breeze Senior Living and Rehabilitation Center		181	51	22%	232
BRENTWOOD RETIREMENT COMMUNITY	5	197	28	12%	230
MANOR CARE OF BOYNTON BEACH LLC		223	7	3%	230
JACKSON PLAZA NURSING & REHAB CENTER	2	221	6	3%	229
SAINTS 120 LLC	1	195	33	14%	229
COLOR GENOMICS, INC.	2	222	5	2%	229
RULEME CENTER	2	211	16	7%	229
SERANADES BY SONATA WEST ORANGE		206	22	10%	228
LAKE PARK OF MADISON		223	5	2%	228
BAY TREE CARE AND REHABILITATION CENTER		197	31	14%	228
ADVENT HEALTH CENTRA CARE - COLONIAL TOWN	1	175	51	22%	227
PALM GARDEN OF AVENTURA		226	1	0%	227
SILVER CREEK SENIOR LIVING COMMUNITY		223	4	2%	227
ADVENT HEALTH CENTRA CARE		104	121	54%	225
TERRACES OF LAKE WORTH CARE CENTER		217	8	4%	225
TGH		1	224	100%	225
ELMHURST HOSPITAL CENTER	1	214	10	4%	225
TALLAHASSEE NHHI LLC	1	209	15	7%	225
PARKS HEALTHCARE & REHABILITATION CTR	4	211	10	4%	225

COVID-19: testing by laboratory

Data through Jan 14, 2021 verified as of Jan 15, 2021 at 09:25 AM

Data in this report are provisional and subject to change.

The numbers in the table below represent the number of Florida and non-Florida residents for whom test results were received by the Department of Health. A person can be tested by more than one laboratory and can have both positive and negative results. **Therefore, the sum of the numbers in each column will be larger than the total number of people tested.**

Reporting lab	Inconclusive	Negative	Positive	Percent positive	Total
CHIPOLA HEALTH AND REHAB		208	17	8%	225
PRIMARY CARE SOUTH INC		27	197	88%	224
AFC URGENT CARE		52	172	77%	224
SILVERCREST HEALTH AND REHABILITATION CENTER	3	215	6	3%	224
LEHIGH VALLEY GENOMICS			224	100%	224
LYNN HAVEN SPORTS COMPLEX-WALKON CLINIC		20	204	91%	224
SAMANTHA WILSON CARE CENTER		216	7	3%	223
PEDIATRIC HEALTH CARE ALLIANCE, PA		201	20	9%	221
MANDARIN PEDIATRICS		209	12	5%	221
BUREAU OF CLINICAL LABORATORIES		183	37	17%	220
MOLECULAR TESTING LABS		179	41	19%	220
LONGWOOD FAMILY PRACTICE		178	41	19%	219
Solaris Healthcare Coconut Creek		217	2	1%	219
Boynton Beach Rehabilitation Center	2	213	4	2%	219
RIVERS FAMILY MEDICINE PA		162	57	26%	219
ABBOTT LABORATORIES		142	76	35%	218
TIERRA PINES CENTER		207	11	5%	218
THE MANOR AT CARPENTERS		185	32	15%	217
LAKE PORT SQUARE		200	17	8%	217
ST. CLOUD REGIONAL MEDICAL CENTER		199	17	8%	216
FAMILY CARE PARTNERS OF NORTHEAST FLORIDA LLC		154	62	29%	216
Sunset Point Center		214	2	1%	216
PIONEER CLINICAL LAB, LLC		134	81	38%	215
W FRANK WELLS NURSING HOME		188	27	13%	215
Consulate Health Care of North Fort Myers		203	11	5%	214
GATEWAY/ADVENT CENTRA CARE	1	24	189	88%	214
BLOCK, NATION, CHASE, AND SMOLEN FAMILY MEDICINE		157	56	26%	213
PCB CLINIC		167	45	21%	212
POCONO MEDICAL CENTER		212			212
SUNRISE DIAGNOSTIC LABORATORY		158	53	25%	211
CONSULATE HEALTH CARE OF WINTER HAVEN		209	2	1%	211
BAYA POINTE NURSING AND REHABILITATION		129	82	39%	211
Solaris HealthCare Imperial		206	5	2%	211
EDGEWATER AT WATERMAN VILLAGE,THE		199	11	5%	210
HAVEN OF OUR LADY OF PEACE INC		202	8	4%	210
CLINICAL PATHOLOGY LABS INC		208	2	1%	210
FELLOWSHIP HOME AT THE FAIRWAY LLC		204	6	3%	210
The Palace Nursing and Rehabilitation Center		209			209
Taylor Care Center		204	4	2%	208
BRISTOL AT TAMPA, THE	3	197	8	4%	208
ACCURATE DIAGNOSTIC LABS, INC		194	13	6%	207
KENNEDY PAIN CLINIC GROUP LLC		181	26	13%	207
DIGNITY HEALING, LLC		196	11	5%	207
DOCTORS MEMORIAL FAMILY MEDICINE	2	142	63	30%	207
PEDIATRICS IN BREVARD PA		188	19	9%	207
REHABILITATION CENTER OF LAKE CITY, THE		180	26	13%	206

COVID-19: testing by laboratory

Data through Jan 14, 2021 verified as of Jan 15, 2021 at 09:25 AM

Data in this report are provisional and subject to change.

The numbers in the table below represent the number of Florida and non-Florida residents for whom test results were received by the Department of Health. A person can be tested by more than one laboratory and can have both positive and negative results. **Therefore, the sum of the numbers in each column will be larger than the total number of people tested.**

Reporting lab	Inconclusive	Negative	Positive	Percent positive	Total
FAMILY HEALTH CENTERS OF SOUTHWEST FLORIDA INC		162	43	21%	205
WESTWOOD HEALTHCARE SNF		172	33	16%	205
Chatsworth at PGA National, LLC		197	8	4%	205
CROSS POINTE CARE CENTER	2	203			205
FLORIDA CLINICAL LABORATORY-BIOREFERENCE LABORATORIES		67	137	67%	204
ORANGE COUNTY HEALTH DEPT		196	8	4%	204
AVECINA MOBILE		118	86	42%	204
MIAMI JEWISH HEALTH SYSTEMS, INC	1	196	7	3%	204
HOMESTEAD VILLAGE		201	3	1%	204
TIDEWELL HOSPICE INC		200	3	1%	203
FULGENT GENETICS	2	162	38	19%	202
HEALTH FIRST - HOLMES REGIONAL MEDICAL CENTER		32	170	84%	202
AVANTE AT MT DORA		200	2	1%	202
POLK COUNTY HEALTH DEPARTMENT		178	24	12%	202
MINUTECLINIC LLC #6007		161	41	20%	202
PEDIATRIC HEALTHCARE ALLIANCE		182	19	9%	201
Governors Creek Health and Rehabilitation	1	198	2	1%	201
Lake Port Square Health Center		187	14	7%	201
ST LUCIE EMPLOYEE HEALTH & WELLNESS CENTER		200	1	0%	201
VAMC WEST PALM LAB		5	196	98%	201
SIGNATURE HEALTHCARE AT THE COURTYARD		154	46	23%	200
AMEERAH LABS, LLC	2	153	45	23%	200
TRENTON MEDICAL CENTER INC DBA PALMS MEDICAL GROUP	4	140	55	28%	199
SOLARIS SENIOR LIVING VERO BEACH		192	7	4%	199
GRAND COURT TAMPA		198	1	1%	199
USA HEALTH UNIVERSITY HOSPITAL CLINICAL LABORATORY	1	195	2	1%	198
DEPARTMENT OF HEALTH & HUMAN SERVICES		198			198
OCALA FAMILY MEDICAL CENTER INC	1	157	40	20%	198
ADVENT HEALTH - CARROLLWOOD	4	169	25	13%	198
FLORIDA DEPARTMENT OF HEALTH IN LIBERTY COUNTY	2	124	72	36%	198
PATHGROUP LABS LLC		94	104	53%	198
Lakewood Nursing Center		173	24	12%	197
ORANGE BLOSSOM FAMILY HEALTH		183	14	7%	197
PALM GARDEN OF WINTER HAVEN		182	15	8%	197
FAMILY CARE PARTNERS OF NE FLORIDA LLC		140	57	29%	197
GLENRIDGE ON PALMER RANCH,THE		189	7	4%	196
ATLANTIC SHORES NURSING AND REHAB CENTER		189	7	4%	196
AMERICAN RESEARCH LABS		28	168	86%	196
MACTOWN, INC		194	1	1%	195
Life Care Center of Punta Gorda	1	181	11	6%	193
WIREGRASS DIRECT PRIMARY CARE PLLC□		164	29	15%	193
HCSO OCCUPATIONAL HEALTH AND WELLNESS CENTER		150	43	22%	193
SOUTHWEST ORLANDO FAMILY MEDICINE, PL		155	37	19%	192
Solaris Senior Living North Naples ALF		186	6	3%	192
Bayside Health and Rehabilitation		164	28	15%	192
ASSOCIATESMD MEDICAL GROUP INC		159	33	17%	192

COVID-19: testing by laboratory

Data through Jan 14, 2021 verified as of Jan 15, 2021 at 09:25 AM

Data in this report are provisional and subject to change.

The numbers in the table below represent the number of Florida and non-Florida residents for whom test results were received by the Department of Health. A person can be tested by more than one laboratory and can have both positive and negative results. **Therefore, the sum of the numbers in each column will be larger than the total number of people tested.**

Reporting lab	Inconclusive	Negative	Positive	Percent positive	Total
San Jose Health & Rehabilitation		190	2	1%	192
FLORIDA HEART & VASCULAR MULTISPECIALTY GROUP PA		126	66	34%	192
ManorCare Health Services-Palm Harbor		191			191
SUNLAND MARIANNA COX MEDICAL CENTER		164	27	14%	191
SUPERIOR RESIDENCES OF PANAMA CITY BEACH		185	6	3%	191
COMMUNITY HEALTH AND REHABILITATION CENTER		161	29	15%	190
Parkview Rehabilitation Center at Winter Park		186	3	2%	189
MINUTECLINIC, LLC # 4469		153	36	19%	189
Orchid Cove at Sarasota		187	1	1%	188
HEALTH LINK DIAGNOSTIC LABORATORIES		182	6	3%	188
WOMEN'S CARE FLORIDA LABORATORY		183	5	3%	188
PEBBLEBROOK PHARMACY		132	55	29%	187
MANOR CARE OF NAPLES FL LLC		185	2	1%	187
UNIVERSITY OF TAMPA STUDENT HEALTH AND SHC CLINICAL LABORATORY		52	135	72%	187
AMERICAN FINNISH NURSING HOME	1	181	5	3%	187
FIRST CHOICE PEDIATRICS		126	61	33%	187
ST PETERSBURG PEDIATRICS	1	151	34	18%	186
HOLIDAY CVS LLC DBA CVS/PHARMACY #0440		183	3	2%	186
Nspire Health Care Kendall		176	10	5%	186
PLANTATION NURSING & REHAB CENTER		186			186
NEO GENOMICS - FORT MYERS	1	180	5	3%	186
VETERANS AFFAIRS MEDICAL CENTER - MIAMI			186	100%	186
CYPRESS POINT LIVING, LLC		172	13	7%	185
NSPIRE HEALTHCARE LAUDERHILL		179	6	3%	185
CORAL REEF NURSING & REHAB CENTER		183	2	1%	185
ADVENT		172	13	7%	185
FORT PIERCE HEALTH CARE		181	3	2%	184
ST. JAMES BAY HEALTH AND REHABILITATION CENTER		183	1	1%	184
NATIONS BEST FAMILY HEALTH CARE		75	109	59%	184
BAYVIEW CENTER		181	2	1%	183
GOOD SAMARITAN CENTER		182	1	1%	183
ADVENT HEALTH CENTRA CARE - WESLEY CHAPEL		13	170	93%	183
ADVENT HEALTH CENTRA CARE - DAYTONA BEACH		93	89	49%	182
BOCA RATON REHABILITATION CENTER	4	174	3	2%	181
NADAL PEDIATRICS - VICTORIA STREET (3385)		153	28	15%	181
INN AT ASTON GARDENS, THE		176	5	3%	181
CENTRA CARE - AZALEA PARK		98	82	46%	180
ANCIENT CITY PEDIATRICS		170	10	6%	180
ABBIEJEAN RUSSELL CARE CENTER		180			180
RIVER TOWN DIAGNOSTIC LLC		112	68	38%	180
BROOKDALE FORT MYERS CYPRESS LAKE		179	1	1%	180
ESTERO ISLAND MEDICAL CENTER		146	33	18%	179
CHAUTAUQUA REHABILITATION AND NURSING CENTER		170	9	5%	179
CONSULATE HEALTH CARE OF MELBOURNE		177	2	1%	179
ADVENT HEALTH - ORLANDO		136	43	24%	179
BOND CLINIC PA PEDIATRICS DEPT		156	22	12%	178

COVID-19: testing by laboratory

Data through Jan 14, 2021 verified as of Jan 15, 2021 at 09:25 AM

Data in this report are provisional and subject to change.

The numbers in the table below represent the number of Florida and non-Florida residents for whom test results were received by the Department of Health. A person can be tested by more than one laboratory and can have both positive and negative results. **Therefore, the sum of the numbers in each column will be larger than the total number of people tested.**

Reporting lab	Inconclusive	Negative	Positive	Percent positive	Total
NIGHT LITE PEDIATRICS WINTER GARDEN		144	34	19%	178
ARCPPOINT LABS OF ST PETERSBURG		117	61	34%	178
SUNSHINE URGENT CARE LLC		114	63	36%	177
OCEAN REEF MEDICAL CENTER		150	27	15%	177
ADVENT HEALTH CENTRA CARE - CARROLLWOOD		5	172	97%	177
ADDINGTON PLACE AT WELLINGTON GREEN		175	2	1%	177
URGENT CARE EXPRESS LLC			176	100%	176
BAPTIST HEALTH PRIMARY CARE	1	134	41	23%	176
ARBOR FACILITY INC		176			176
PAVILION FOR HEALTHCARE, THE		174	1	1%	175
PALM GARDEN OF WEST PALM BEACH□	2	160	13	7%	175
Heritage Park Rehabilitation & Healthcare		159	16	9%	175
CENTERSTONE OF FLORIDA□		165	10	6%	175
Emory L Bennett State Veterans Nursing Home		173	2	1%	175
Crossbreeze care center		174	1	1%	175
MEDICAL CONSULTANTS OF FLORIDA LLC	1	142	31	18%	174
FINLAY CLINICAL LABORATORY INC		36	138	79%	174
Consulate Health Care of St. Petersburg		174			174
AVON PARK PEDIATRICS INC	3	154	16	9%	173
AMERICAN HOUSE SENIOR LIVING		160	13	8%	173
ASTON GARDENS AT PELICAN MARSH		169	3	2%	172
Life Care Center at Inverrary		170	2	1%	172
INTERNAL MEDICINE & PEDIATRICS OF TAMPA BAY PA		138	34	20%	172
ADVANCED AMBULATORY SURGERY CENTER		162	9	5%	171
AMBULATORY SURGERY CENTER OF BOCA RATON LTD		170	1	1%	171
ASCENSION MEDICAL GROUP		2	169	99%	171
Consulate Healthcare of West Palm Beach		159	12	7%	171
LASER & SURGERY CENTER OF THE PALM BEACHES□		169	1	1%	170
FORT MYERS REHABILITATION AND NURSING CENTER		150	20	12%	170
BROWARD PARTNERSHIP	2	165	3	2%	170
ATLANTIC URGENT CARE		114	56	33%	170
FLORIDA KEYS PEDIATRICS & ADOLESCENT CENTER		162	8	5%	170
OAKBROOK HEALTH AND REHABILITATION CENTER	1	157	12	7%	170
AZALEA TRACE		158	11	7%	169
The Inn at Sarasota Bay Club		167	2	1%	169
BAPTIST PRIMARY CARE, INC		157	12	7%	169
WATERMARK LAKE POINTE WOODS LLC		151	18	11%	169
LAKESIDE NEUROLOGIC		161	7	4%	168
PANAMA CITY DEVELOPMENTAL CENTER□		168			168
GOOD SAMARITAN SOCIETY OF DELAND		159	9	5%	168
Whispering Oaks	9	140	19	11%	168
URGENT CARE OF THE PALM BEACHES, NORTH PALM BEACH			167	100%	167
WASHINGTON REHAB AND NURSING		159	8	5%	167
NAPLES CHILDREN'S URGENT CARE		129	37	22%	166
NORTH FLORIDA PEDIATRICS - MARIANNA		129	36	22%	165
ADVENT HEALTH CENTRA CARE - TEMPLE TERRACE	1	103	61	37%	165

COVID-19: testing by laboratory

Data through Jan 14, 2021 verified as of Jan 15, 2021 at 09:25 AM

Data in this report are provisional and subject to change.

The numbers in the table below represent the number of Florida and non-Florida residents for whom test results were received by the Department of Health. A person can be tested by more than one laboratory and can have both positive and negative results. **Therefore, the sum of the numbers in each column will be larger than the total number of people tested.**

Reporting lab	Inconclusive	Negative	Positive	Percent positive	Total
HOSPITAL FOR SPECIAL SURGERY		163	2	1%	165
HUNT CLUB PEDIATRIC ASSOCIATES, P.A.		139	25	15%	164
Life Care Center of Sarasota		153	11	7%	164
ADVENT HEALTH CENTRA CARE - OVIEDO		63	101	62%	164
TARPON POINT NURSING AND REHABILITATION CENTER		163	1	1%	164
ST CATHERINE'S WEST REHABILITATION HOSPITAL		157	7	4%	164
COLONY CLUB ALF,THE		152	12	7%	164
AVANTE AT LEESBURG INC		164			164
PADDOCK RIDGE		160	3	2%	163
FIRST CHOICE PRIMARY CARE		130	33	20%	163
TRI COUNTY NURSING HOME		162	1	1%	163
BRADENTON HEALTH CARE		163			163
CANTERFIELD OF CLAY COUNTY		131	32	20%	163
DOCTORS MEMORIAL HOSPITAL		44	117	73%	161
SARNO EXTENDED HOURS		104	57	35%	161
EDGEWOOD NURSING CENTER		154	7	4%	161
HEALTH PARK CARE CENTER		158	3	2%	161
FLORIDA HEALTH CARE PLAN INC		2	158	99%	160
GREENBRIAR REHABILITATION AND NURSING CENTER	1	159			160
KEYSTONE REHAB		160			160
CONEY ISLAND HOSPITAL		155	5	3%	160
EXCEL PEDIATRICS		121	39	24%	160
AMERICAN MEDICAL RESPONSE		156	3	2%	159
UCC - WELLINGTON		1	158	99%	159
ALL SEASONS NAPLES LLC		157	2	1%	159
ORLANDO HEALTH EMERGENCY DEPARTMENT		147	11	7%	158
ALLSOUTH URGENT CARE			158	100%	158
WUESTHOFF REF LABORATORY			158	100%	158
FLOMEDILAB		19	139	88%	158
JAMES A HALEY VETERANS HOSPITAL			157	100%	157
Concordia Village of Tampa AL		154	3	2%	157
ADVENTHEALTH MEDICAL GROUP PROMPT CAR	1	109	47	30%	157
ANTHEM LAKES LLC		151	6	4%	157
EVENT MED SERVICES LABORATORY		154	3	2%	157
ARCADIA HEALTH AND REHABILITATION CENTER		100	56	36%	156
Englewood Healthcare and Rehab		141	15	10%	156
Avante at Orlando		154	2	1%	156
TIMBERRIDGE NURSING HOME & REHAB		123	33	21%	156
KINDRED HOSPITAL	7	146	3	2%	156
COCOA BEACH/ADVENT CENTRA		41	114	74%	155
PRUITT HEALTH		153	2	1%	155
JACKSONVILLE KIDS PEDIATRICS, PLLC		132	23	15%	155
PALM BEACH PEDIATRICS PA	2	140	13	8%	155
FRICKS PHARMACY		114	41	26%	155
PEDIATRICS BY THE SEA		152	3	2%	155
STATMED QUICK QUALITY CLINIC AT NORTH PINELLAS		65	89	58%	154

COVID-19: testing by laboratory

Data through Jan 14, 2021 verified as of Jan 15, 2021 at 09:25 AM

Data in this report are provisional and subject to change.

The numbers in the table below represent the number of Florida and non-Florida residents for whom test results were received by the Department of Health. A person can be tested by more than one laboratory and can have both positive and negative results. **Therefore, the sum of the numbers in each column will be larger than the total number of people tested.**

Reporting lab	Inconclusive	Negative	Positive	Percent positive	Total
OSPREY VILLAGE AT AMELIA ISLAND LTD		148	6	4%	154
TUSCAN GARDENS OF VENETIA MANAGEMENT COMPANY		149	5	3%	154
LAB CORP	1	89	64	42%	154
CANTERFIELD OF OCALA, LLC		151	3	2%	154
CHILDRENS CLINIC WEST FLORIDA PEDIATRICS		133	21	14%	154
NEMOURS CHILDERN'S HOSPITAL		138	16	10%	154
DISCOVERY VILLAGE AT NAPLES		138	16	10%	154
BAPTIST PRIMARY CARE INC		134	20	13%	154
PALMETTO FACILITY INC	1	153			154
Heartland Healthcare of Ft. Myers	1	152			153
CHIPOLA MEDICAL ASSOCIATES, LLC		97	55	36%	152
Surrey Place Healthcare and Rehabilitation		151	1	1%	152
PALM HARBOR FAMILY PRACTICE & WALK-IN		108	43	28%	151
Rehabilitation Center for Park Place LLC		146	5	3%	151
CITRUS HEALTH AND REHAB		128	22	15%	150
DIAMOND RIDGE		147	3	2%	150
FAWCETT MEMORIAL HOSPITAL-LAB		39	111	74%	150
WHITE WILSON MEDICAL IMMEDIATE CARE NICEVILLE		1	148	99%	149
PRECISION HEALTH RESOURCES, LLC	1	133	15	10%	149
KR at Hillsborough Lakes/Lutz Healthcare		148	1	1%	149
FG RAPID RESULTS	1	56	92	62%	149
BENDERSON FAMILY SKILLED NURSING AND□		133	15	10%	148
CORAL GABLES NURSING & REHABILITATION CENTER		140	8	5%	148
GENE BY GENE		61	87	59%	148
HOLISTIX TREATMENT CENTERS		142	6	4%	148
Chatham Glen Healthcare and Rehabilitation Center		143	5	3%	148
PEDIATRIC ASSOCIATES OF OCALA PA		131	17	11%	148
CSL PLASMA		28	119	81%	147
HOLLEY NAVARRE MEDICAL CLINIC		101	46	31%	147
ENCOMPASS HEALTH REHABILITATION HOSPITAL	5	139	3	2%	147
AMELIA MEDICAL CARE		14	133	90%	147
GOLD CHOICE SENIOR COMMUNITIES		106	40	27%	146
ADVENT HEALTH CENTRA CARE - ST. CLOUD		131	15	10%	146
BORLAND GROOVER CLINIC	1	122	22	15%	145
ARDEN COURTS OF LARGO FL, LLC		135	10	7%	145
EXOSOME DIAGNOSTICS	1	128	16	11%	145
REGENCY CARE OF BLOUNTSTOWN LLC		135	10	7%	145
NCRNC INC		140	4	3%	144
JEFFERY WEINZWEIG		2	141	99%	143
YOUR FAMILY WALK-IN CLINIC		4	139	97%	143
VETERANS AFFAIRS ORLANDO VA MEDICAL CENTER			143	100%	143
BEACON AT GULF BREEZE, THE		137	6	4%	143
ST MARK VILLAGE		139	4	3%	143
Quail Run Health Care Center		143			143
PATRIOT MEDICAL LABORATORIES		137	5	4%	142
OKEECHOBEE COUNTY HEALTH DEPT	1	90	51	36%	142

COVID-19: testing by laboratory

Data through Jan 14, 2021 verified as of Jan 15, 2021 at 09:25 AM

Data in this report are provisional and subject to change.

The numbers in the table below represent the number of Florida and non-Florida residents for whom test results were received by the Department of Health. A person can be tested by more than one laboratory and can have both positive and negative results. **Therefore, the sum of the numbers in each column will be larger than the total number of people tested.**

Reporting lab	Inconclusive	Negative	Positive	Percent positive	Total
EDWARD J HEALEY REHAB & NURSING CENTER		142			142
TUSCAN GARDENS OF PALM COAST		140	1	1%	141
PALM BEACH COUNTY HEALTH DEPT LAB	3	132	6	4%	141
PORT ST LUCIE REHABILITATION AND HEALTHCARE		98	43	30%	141
TRINITY REGIONAL REHAB CENTER		129	12	9%	141
ROSECASTLE OF ZEPHRILLS		139	2	1%	141
WOODBIDGE FACILITY INC		138	3	2%	141
VIERA MANOR ASSISTED LIVING RESIDENCE		134	7	5%	141
GLADES HEALTH CARE CENTER		138	3	2%	141
GUEST HOUSE Ocala, THE		137	3	2%	140
MEADOWCREST FAMILY PHYSICIANS		92	48	34%	140
Cross Gardens Care Center		139	1	1%	140
REFUAH HEALTH CENTER LABORATORY		135	5	4%	140
Gulf Coast Healthcare (Longwood Health and Rehab		118	21	15%	139
BAY VUE NURSING AND REHABILITATION CENTER		129	10	7%	139
CAYUGA MEDICAL CENTER AT ITHACA		136	3	2%	139
AMERICAN PATHOLOGY PARTNERS		136	2	1%	138
SUWANNEE VALLEY NURSING CENTER		130	8	6%	138
PORT SAINT LUCIE HOSPITAL		137	1	1%	138
MATHISON RETIREMENT COMMUNITY, INC		135	3	2%	138
ELMCROFT PINECREST	1	134	3	2%	138
WRIGHTS HEALTH CARE AND REHABILITATION CENTER		108	30	22%	138
ADVENT HEALTH CENTRA CARE - CITRUS PARK		9	128	93%	137
BOND CLINIC, PA		100	37	27%	137
NEW YORK CITY DEPARTMENT OF HEALTH & MENTAL		112	25	18%	137
PPC-LAB EDI ORCHARD BI		129	8	6%	137
ONESTOP MEDICAL AND URGENT CARE LLC		108	29	21%	137
ADVENT HEALTH CENTRA CARE - WINTER GARDEN		74	63	46%	137
MANOR AT BLUEWATER BAY		131	6	4%	137
VENICE REGIONAL BAYFRONT HEALTH (PULMONARY)		126	10	7%	136
FHMG FLORIDA HOSPITAL MEDICAL GROUP		113	23	17%	136
ADVENT HEALTH CENTRA CARE - ORANGE CITY	1	53	82	60%	136
LABORATORY OF FLORIDA		83	52	39%	135
NORTH FLORIDA PEDIATRICS PA - DUVAL		117	18	13%	135
UNITED CLINICAL LABORATORIES		126	9	7%	135
IRL MARKET LAB ALACHUA		104	31	23%	135
PRECISION GENETICS, INC		132	2	1%	134
SOMERBY LAKE NONA		131	3	2%	134
ADVENT HEALTH CENTRA CARE - DELAND		28	106	79%	134
PRIMECARE OF DOTHAN		90	44	33%	134
ADVANCED MEDICAL CENTER		86	48	36%	134
US MEDICAL CARE, INC		119	14	11%	133
FORT WALTON REHABILITATION CENTER		96	37	28%	133
MILLENNIUM LAB SERVICES			132	100%	132
24/7 PEDIATRIC CARE CENTERS INC		120	12	9%	132
SANDY PINES	2	118	12	9%	132

COVID-19: testing by laboratory

Data through Jan 14, 2021 verified as of Jan 15, 2021 at 09:25 AM

Data in this report are provisional and subject to change.

The numbers in the table below represent the number of Florida and non-Florida residents for whom test results were received by the Department of Health. A person can be tested by more than one laboratory and can have both positive and negative results. **Therefore, the sum of the numbers in each column will be larger than the total number of people tested.**

Reporting lab	Inconclusive	Negative	Positive	Percent positive	Total
THE REHABILITATION CENTER OF LAKE CITY		127	5	4%	132
Sunnyside Nursing Home		128	3	2%	131
MORSELIFE MEMORY CARE RESIDENCE		125	6	5%	131
ADVENT HEALTH CENTRA CARE - LONGWOOD		26	105	80%	131
ARTHREX MEDICAL CENTER		48	83	63%	131
LONGWOOD HEALTH AND REHABILITATION CENTER		125	6	5%	131
TAVARES PEDIATRICS		108	23	18%	131
THE WELLNESS CENTER AT LAKEWOOD RANCH		43	88	67%	131
INTEGRATED REGIONAL LABORATORIES		119	12	9%	131
FIRST CHOICE PEDIATRICS SEMORAN		77	54	41%	131
MIRACLE HILL NURSING & REHABILITATION CENTER INC		126	4	3%	130
WEDGEWOOD HEALTHCARE CENTER		90	40	31%	130
ADVENT HEALTH CENTRA CARE - AZALEA PARK		112	18	14%	130
GENETWORKX		17	113	87%	130
CENTRACARE		17	112	87%	129
AMA MEDICAL GROUP LLC		103	26	20%	129
BMHSI-AEL MICROBIOLOGY LABORATORY	2	102	25	19%	129
The Crossroads		128	1	1%	129
ORLANDO VA MEDICAL CENTER			128	100%	128
UNIVERSITY OF MIAMI		10	118	92%	128
LEESBURG PEDIATRICS		118	10	8%	128
DOCTOR'S IN HOUSE LABORATORY		18	110	86%	128
FHMG-FLORIDA HOSPITAL MEDICAL GROUP		109	19	15%	128
DE LUNA HEALTH AND REHABILITATION CENTER		122	5	4%	127
TRI-COUNTY NURSING HOME		117	10	8%	127
GESSLER CLINIC PA		98	29	23%	127
LabCorp L#09258090 M#09258105		73	54	43%	127
MOBILE INFIRMARY MED CENTER PATH LAB		114	13	10%	127
ROSECASTLE OF CITRUS		124	2	2%	126
GRAVITY DIAGNOSTICS, LLC		36	90	71%	126
GRACE PEDIATRICS		102	24	19%	126
HILLSBOROUGH COUNTY DEVELOPMENTAL CTR	1	117	8	6%	126
BRIGHTON EGGERT PHARMACY INC		121	5	4%	126
SUNNY HILLS ALF OF SEBRING INC		117	9	7%	126
BARKLEY PLACE	1	122	3	2%	126
SUSANNA WESLEY HEALTH CENTER		102	23	18%	125
JACKSONVILLE NURSING AND REHAB CENTER		119	5	4%	124
SOUTH CAMPUS FACILITY INC		119	5	4%	124
PALMS MEDICAL GROUP HIGH SPRINGS		103	21	17%	124
LIFE CARE CENTER OF ALTAMONTE SPRINGS		102	22	18%	124
THE CLUB AND REHABILITATION CENTER		123	1	1%	124
The Care Center at Pinellas Park	1	115	8	6%	124
Cross Terrace REhabilitation		123	1	1%	124
MAGNOLIA FAMILY URGENT CARE		108	16	13%	124
DOCTORS MEMORIAL FAMILY PRACTICE	2	92	29	24%	123
PROVIDENCE HOSPITAL LABORATORY		118	5	4%	123

COVID-19: testing by laboratory

Data through Jan 14, 2021 verified as of Jan 15, 2021 at 09:25 AM

Data in this report are provisional and subject to change.

The numbers in the table below represent the number of Florida and non-Florida residents for whom test results were received by the Department of Health. A person can be tested by more than one laboratory and can have both positive and negative results. **Therefore, the sum of the numbers in each column will be larger than the total number of people tested.**

Reporting lab	Inconclusive	Negative	Positive	Percent positive	Total
DISCOVERY VILLAGE AT MELBOURNE		119	4	3%	123
Shoal Creek Rehabilitation Center		80	42	34%	122
PARKVIEW HEALTH		121			121
CHARTER SENIOR LIVING OF PANAMA CITY BEACH		101	20	17%	121
PONTE VEDRA GARDENS		120	1	1%	121
GRAVITY DIAGNOSTICS		42	78	65%	120
LUIS A GHIGLINO MD PA		116	4	3%	120
WESLEY HAVEN VILLA	1	111	8	7%	120
PEDIATRICS OF GREATER ORLANDO		105	15	13%	120
NO FLORIDA PEDIATRICS, PA		103	17	14%	120
ADVENT HEALTH CENTRA CARE - BRANDON		30	90	75%	120
PALMS FACILITY INC		104	15	13%	119
URGENT CARE TCMA			119	100%	119
PROVISTA DIAGNOSTICS, INC		116	3	3%	119
WIMAUMA COMMUNITY HEALTH CENTER		92	27	23%	119
MANOR CARE OF PALM HARBOR		119			119
BOSTON RED SOX CLUB LP		117	2	2%	119
MEYER PEDIATRICS		107	12	10%	119
MATHISON RETIREMENT COMMUNITY		114	5	4%	119
MV MEDICAL PRACTICE DBA PRIMARY URGENT CARE		114	5	4%	119
ST ANTHONYS REHABILITATION HOSPITAL	5	112	2	2%	119
RDX BIOSCIENCE		60	58	49%	118
SOUTH BALDWIN REGIONAL MEDICAL CENTER		110	8	7%	118
FAMILY EXTENDED CARE OF CENTRAL TAMPA		108	10	8%	118
COASTAL HEALTH AND REHAB		110	8	7%	118
Lakeside Nursing and Rehabilitation Center	1	91	25	21%	117
NEIGHBORHOOD MEDICAL CENTER		112	5	4%	117
SONATA DELRAY BEACH		109	8	7%	117
FLORIDA HEALTH CARE PLANS			117	100%	117
LAKEVIEW TERRACE RETIREMENT COMMUNITY		106	11	9%	117
COQUINA CENTER		115	2	2%	117
FOUNTAINS OF HOPE LLC, THE		115	1	1%	116
LAKEVIEW INTERNAL MEDICINE		71	45	39%	116
SPRINGS AT LAKE POINTE WOODS		114	2	2%	116
ADVANCED MEDICAL GROUP		1	114	99%	115
The Waterford		115			115
STEWART MEDICAL GROUP		34	81	70%	115
PIONEER CLINICAL LAB LLC		76	39	34%	115
BELVEDERE COMMONS OF FORT WALTON BEACH		106	9	8%	115
NORTH FLORIDA INTERNAL MEDICINE PA		92	23	20%	115
MINUTECLINIC DIAGNOSTIC OF RHODE ISLAND, LLC #729		111	4	3%	115
FOUNTAIN INN NURSING & REHABILITATION CTR, INC		109	6	5%	115
Nemours Children's Urgent Care		80	34	30%	114
MID FLORIDA PATHOLOGY LLC MOBILE UNIT #4		79	35	31%	114
CROSSWINDS HEALTH AND REHABILITATION CENTER		114			114
ADVENT HEALTH - LAKE NONA		96	17	15%	113

COVID-19: testing by laboratory

Data through Jan 14, 2021 verified as of Jan 15, 2021 at 09:25 AM

Data in this report are provisional and subject to change.

The numbers in the table below represent the number of Florida and non-Florida residents for whom test results were received by the Department of Health. A person can be tested by more than one laboratory and can have both positive and negative results. **Therefore, the sum of the numbers in each column will be larger than the total number of people tested.**

Reporting lab	Inconclusive	Negative	Positive	Percent positive	Total
MEDIPATH LLC		2	111	98%	113
CORE BIO LABS		74	39	35%	113
DAYSPRING VILLAGE		96	17	15%	113
MILLER BIOCONNECT		95	18	16%	113
AFC PHYSICIANS OF FLORIDA		76	37	33%	113
RIVERWOOD HEALTH NH LLC		80	33	29%	113
WALGREENS 10670		102	10	9%	112
Coastal Health and Rehabilitation Center		110	2	2%	112
ALLIED HEALTH FORT PIERCE		112			112
NORTH FL SOUTH GA HCS-MALCOM RANDALL VAMC			111	100%	111
TREASURE COAST MEDICAL ASSOCIATES		4	107	96%	111
HIALEAH SHORES NURSING AND REHAB CENTER		103	8	7%	111
Hampton Court Nursing and Rehabilitation Center		110	1	1%	111
REGENCY PARK		93	18	16%	111
CENTRA CARE - HUNTER'S CREEK		52	59	53%	111
RDV SPORTSPLEX PEDIATRICS		92	18	16%	110
ISLAND HEALTH AND REHABILITATION CENTER		109			109
PINNACLES PEDS CARE PA		109			109
EVANS HEALTH CARE		106	2	2%	108
CHILDREN MED CARE INC		92	16	15%	108
FARAH MEDICAL		100	8	7%	108
Signature healthcare of Jacksonville		103	5	5%	108
DAIRY ROAD URGENT CARE		60	48	44%	108
ADVENT HEALTH CENTRA CARE - SANFORD		28	79	74%	107
SURREY PLACE CARE CENTER		102	5	5%	107
ADVENT HEALTH CARE CENTER		100	7	7%	107
VILLAGE PLACE NH LLC		84	23	21%	107
GRAND OAKS HEALTH & REHABILITATION		106	1	1%	107
BAY EDUCATORS WELLNESS CENTER		65	42	39%	107
SUNY UPSTATE MEDICAL UNIVERSITY		101	6	6%	107
SEASIDE HEALTH AND REHABILITATION CENTER		50	57	53%	107
LAKE HOUSE ASSISTED LIVING		90	17	16%	107
BAY VIEW HEALTHCARE		85	21	20%	106
COASTAL INTERNAL MEDICINE		81	25	24%	106
MINUTECLINIC LLC #4987		92	14	13%	106
HEART OF FLORIDA REGIONAL MED CTR		35	71	67%	106
NATURE COAST MEDICAL GROUP		50	55	52%	105
DIAGNOSTIC LABORATORY OF OKLAHOMA		83	22	21%	105
BROOKDALE PADDOCK HILLS		105			105
FLORIDA DEPARTMENT OF HEALTH IN LAKE COUNTY	1	68	36	34%	105
MEDICAL CONSULTANTS OF FLORIDA DBA	1	90	14	13%	105
PHYSICIANS REGIONAL MEDICAL CENTER - PINE RIDGE		19	85	82%	104
SUNFLOWER SPRINGS ASSISTED LIVING		100	4	4%	104
PHYSICIANS REGIONAL CLINIC		82	22	21%	104
QUEENS HOSPITAL CENTER		99	5	5%	104
GRANDE, THE	2	98	4	4%	104

COVID-19: testing by laboratory

Data through Jan 14, 2021 verified as of Jan 15, 2021 at 09:25 AM

Data in this report are provisional and subject to change.

The numbers in the table below represent the number of Florida and non-Florida residents for whom test results were received by the Department of Health. A person can be tested by more than one laboratory and can have both positive and negative results. **Therefore, the sum of the numbers in each column will be larger than the total number of people tested.**

Reporting lab	Inconclusive	Negative	Positive	Percent positive	Total
LIFE CARE CENTER OF PORT ST. LUCIE		97	7	7%	104
SMILEY MEDICAL GROUP		75	28	27%	103
WILLOW BROOKE COURT AT AZALEA TRACE		102			102
UNIVERSITY MEDICAL CENTER SUITES		90	12	12%	102
ASAP LABS LLC		97	5	5%	102
MONTEFIORE MEDICAL CENTER LABORATORIES - MOSES		93	9	9%	102
HOBDAIRI FAMILY HEALTH LLC		71	31	30%	102
ARDEN COURTS OF TAMPA		101			101
WORKPLACE SCREENING INTELLIGENCE			101	100%	101
EAST NEW YORK DIAGNOSTIC AND TREATMENT		96	5	5%	101
PREDICTIVE LABORATORIES, INC	1	88	12	12%	101
HEALTH CARE DISTRICT OF PALM BEACH COUNTY	1	10	89	89%	100
RESEARCH CENTERS OF AMERICA, LLC		80	20	20%	100
Consulate Health Care of Port Charlotte		98	2	2%	100
WOOD LAKE HEALTH AND REHABILITATION CENTER		100			100
WHITE-WILSON MEDICAL CENTER - FORT WALTON BEACH		95	4	4%	99
SONATA COCONUT CREEK	1	83	15	15%	99
MG PORT CHARLOTTE II SUBTENANT LLC		88	11	11%	99
CENTRAL FLORIDA HEALTH CARE		47	52	53%	99
MD 365 MEDICAL CARE		98	1	1%	99
MINUTECLINIC LLC #5157		78	21	21%	99
SEMINOLE COUNTY HEALTH DEPARTMENT		79	19	19%	98
URINEGOODHANDS LLC		96	2	2%	98
PLAZA OF HALLANDALE BEACH		98			98
ISLAND URGENT CARE PLLC DBA AFC URGENT CARE		97	1	1%	98
ALL FLORIDA FAMILY AND SPORTS MEDICINE		88	10	10%	98
FLORIDA COMMUNITY HEALTH CENTERS INC			98	100%	98
TRADITION MEDICAL CENTER LABORATORY		48	50	51%	98
AMERICAN HOUSE-BONITA SPRINGS		97	1	1%	98
NAVY HOSPITAL			98	100%	98
SARAPATH DIAGNOSTICS		17	81	83%	98
PROMPT CARE OF CENTRAL FLORIDA			97	100%	97
HEALTH CENTERS AT BRENTWOOD		96	1	1%	97
CHERRY OAK PALM BEACH COUNTY		93	4	4%	97
ARDEN COURTS OF DELRAY BEACH FL LLC	1	94	1	1%	96
DOLPHIN POINTE HEALTH CARE LLC		82	14	15%	96
ADVENT HEALTH CENTRA CARE - HUNTERS CREEK	3	52	41	43%	96
PEDIATRIC ASSOCIATES ORLANDO		82	14	15%	96
BAYSHORE MEMORY CARE		96			96
PINELLAS CARE CENTER		69	27	28%	96
ADVENTHEALTH CENTRA CARE WINTER HAVEN		3	93	97%	96
GLOBAL CENTRAL LABS AT PPD	2	87	7	7%	96
CROSS CITY REHABILITATION AND HEALTH CARE CENTER		72	23	24%	95
WHITE PLAINS HOSPITAL CENTER LAB		92	3	3%	95
MINUTECLINIC LLC #214		75	20	21%	95
VISTA MANOR		92	3	3%	95

COVID-19: testing by laboratory

Data through Jan 14, 2021 verified as of Jan 15, 2021 at 09:25 AM

Data in this report are provisional and subject to change.

The numbers in the table below represent the number of Florida and non-Florida residents for whom test results were received by the Department of Health. A person can be tested by more than one laboratory and can have both positive and negative results. **Therefore, the sum of the numbers in each column will be larger than the total number of people tested.**

Reporting lab	Inconclusive	Negative	Positive	Percent positive	Total
IQBAL A FARUQUI MD		74	21	22%	95
Courtyards of Orlando Care Center		89	6	6%	95
HUNT CLUB PEDIATRIC ASSOCIATES PA		51	44	46%	95
ARBOR TRAIL		77	18	19%	95
THE COURTYARD ASSISTED LIVING		91	4	4%	95
WESTCHESTER MEDICAL CENTER		93	2	2%	95
BROWARD HEALTH CORAL SPRINGS EPIDEMIOLOGY DEPT		1	94	99%	95
DEVANSH LAB WERKS INC		79	16	17%	95
ADVENT HEALTH CENTRA CARE - KISSIMMEE		61	34	36%	95
THE TERRACE OF KISSIMMEE		80	15	16%	95
LEE COUNTY SCHOOL DISTRICT	1	88	6	6%	95
TGH URGENT CARE - SEMINOLE			94	100%	94
NO FLORIDA PEDIATRICS, PA - BRADFORD		80	14	15%	94
PICH KTM CORP DBA MEDTOWN PHARMACY		79	15	16%	94
DIAGNOSTIC SOLUTIONS		3	91	97%	94
UNIVERSITY HEALTH SYSTEM INC		84	10	11%	94
ARDEN COURTS OF FORT MYERS		92	2	2%	94
OAKS OF KISSIMMEE HEALTH AND REHABILITATION CENTER		94			94
PEDIATRIC SPECIALISTS MEDICAL GROUP	1	84	9	10%	94
SIGNATURE HEALTHCARE OF PORT CHARLOTTE		86	7	8%	93
MARKET STREET VIERA		92	1	1%	93
CABANA AT JENSEN DUNES, THE		93			93
AYERS HEALTH & REHABILITATION CENTER		90	3	3%	93
WELLOW URGENT CARE PC		93			93
CARENOW URGENT CARE - LAKE MARY			93	100%	93
NADAL PEDIATRICS		82	11	12%	93
KINDRED HOSPITAL THE PALM BEACHES		89	4	4%	93
AFTER HOURS PEDIATRICS INC	1	1	90	98%	92
North Lake Care Center		91	1	1%	92
CLEVELAND CLINIC FOUNDATION		12	80	87%	92
PHYSICIAN PARTNERS PERRY		45	47	51%	92
ARCPPOINT LABS OF SARASOTA MANATEE		29	63	68%	92
GEORGIA DEPARTMENT OF PUBLIC HEALTH		1	91	99%	92
TIFFANY HALL NURSING AND REHAB CENTER		91	1	1%	92
CRANE CENTER		67	24	26%	91
VILLAGE PEDIATRICS LLC		71	20	22%	91
HERON CLUB AT PRESTANCIA		89	2	2%	91
HURLBURT FIELD CLINIC		39	52	57%	91
ADVENT HEALTH CENTRA CARE - WATERMAN		78	12	13%	90
Avante at Melbourne		90			90
KEYS MEDICAL GROUP			90	100%	90
SOUTH BALDWIN MEDICAL CENTER GULF SHORES		71	19	21%	90
KALEIDA HEALTH CENTER FOR LABORATORY		83	6	7%	89
CITRUS MEMORIAL HOSPITAL			89	100%	89
ST MARK ASSISTED LIVING CENTER	1	77	11	12%	89
GOVERNOR'S CREEK HEALTH & REHABILITATION		87	1	1%	88

COVID-19: testing by laboratory

Data through Jan 14, 2021 verified as of Jan 15, 2021 at 09:25 AM

Data in this report are provisional and subject to change.

The numbers in the table below represent the number of Florida and non-Florida residents for whom test results were received by the Department of Health. A person can be tested by more than one laboratory and can have both positive and negative results. **Therefore, the sum of the numbers in each column will be larger than the total number of people tested.**

Reporting lab	Inconclusive	Negative	Positive	Percent positive	Total
AVERO DIAGNOSTICS		64	24	27%	88
CITRUS MEMORIAL HEALTH SYSTEM LAB		2	86	98%	88
ADVENT HEALTH CENTRA CARE - APOPKA NORTH		62	26	30%	88
WELL HEALTH WORKS	1	84	3	3%	88
VILLAS OF HOLLY BROOK - BRADENTON 14TH		87			87
BRANDON HEALTH AND REHABILITATION CENTER	1	85	1	1%	87
CHARLES CROFT MD	1	85	1	1%	87
ADVENT HEALTH - PALM HARBOR ER		64	23	26%	87
LATE HOURS URGENT CARE		50	37	43%	87
FAWCETT MEMORIAL HOSPITAL LABORATORY			87	100%	87
PANAMA PHARMACY	2	72	13	15%	87
LA MER NH LLC		83	4	5%	87
PACIFIC ANALYTICS			87	100%	87
GULF COAST MEDICAL CENTER		84	3	3%	87
VIERA HOSPITAL			86	100%	86
NOVARI CARE LLC		65	21	24%	86
MAGNOLIA DIAGNOSTIC		2	84	98%	86
FREEDOM INN AT TARPON SPRINGS		81	4	5%	85
MIAMI SHORES NURSING & REHAB		85			85
JPR URGENT MEDICAL CARE		85			85
FAMILY MEDICAL CARE OF PALM BEACH		41	44	52%	85
W. FRANK WELLS NURSING HOME		84	1	1%	85
CARENOW LAKE MARY			85	100%	85
ADVENT HEALTH CENTRA CARE - SOUTH ORANGE		69	16	19%	85
JOHN KNOX VILLAGE OF FLORIDA ALF	1	82	2	2%	85
Summit Medical Group		75	9	11%	84
VIPEDIATRICS PLLC		79	5	6%	84
NSPIRE HEALTHCARE TAMARAC		80	4	5%	84
BIODESIX, INC.		65	19	23%	84
DB MD		77	7	8%	84
PINES OF SARASOTA GARDEN		84			84
FINNISH AMERICAN REST HOME-ALF		82	2	2%	84
NITE LITE PEDIATRICS - JACKSONVILLE		76	8	10%	84
CLINICA HISPANA			84	100%	84
KORGENE LAB	1	23	60	71%	84
FLAGLER COUNTY DETENTION CENTER		82	2	2%	84
DOS OF NORTH SHORES NURSING & REHAB CENTER		83			83
MACADAMS HOME HEALTH AGENCY		82	1	1%	83
220 GOLDEN, LLC	1	70	12	14%	83
LABCORP EMPLOYER SERVICES		82	1	1%	83
QUICK CARE MED PL CR		80	3	4%	83
CAREMOUNT MEDICAL - PATHOLOGY		80	3	4%	83
CLYDE E LASSEN STATE VETERANS NURSING HOME		59	24	29%	83
WALGREENS 3173		72	11	13%	83
CLEARWATER STATMED QUICK QUALITY CLINICS		36	47	57%	83
NAVARRE GARDENS LLC		61	22	27%	83

COVID-19: testing by laboratory

Data through Jan 14, 2021 verified as of Jan 15, 2021 at 09:25 AM

Data in this report are provisional and subject to change.

The numbers in the table below represent the number of Florida and non-Florida residents for whom test results were received by the Department of Health. A person can be tested by more than one laboratory and can have both positive and negative results. **Therefore, the sum of the numbers in each column will be larger than the total number of people tested.**

Reporting lab	Inconclusive	Negative	Positive	Percent positive	Total
LAB		29	53	65%	82
NORTH FLORIDA SPINE AND WELLNESS		63	19	23%	82
Cross Landings Health and Rehabilitation		82			82
HEARTLAND PEDIATRICS OF LAKE PLACID PA		69	13	16%	82
THE PAVILION FOR HEALTH CARE		72	10	12%	82
LIFE BRITE		71	11	13%	82
RIDGEWOOD DIAGNOSTIC LABORATORY		77	4	5%	81
MIDWAY PRIMARY CARE, LLC		79	2	2%	81
MY CLINICAL LAB INC		17	64	79%	81
BIO-TECH CLINICAL LABORATORIES		41	40	49%	81
ALTAMONTE MD			81	100%	81
KINDRED HOSPITAL-BAY AREA-ST PETERSBURG LAB		78	3	4%	81
VILLA MARIA WEST SKILLED NURSING FACILITY		74	6	8%	80
LAFAYETTE NURSING AND REHABILITATION CENTER		78	2	3%	80
LCS SANDHILL COVE LLC DBA	3	73	4	5%	80
HOSPICE OF ST FRANCIS INC□		77	3	4%	80
QPS, LLC		78	2	3%	80
ARBOR GLEN AT ARBOR TRACE	2	70	8	10%	80
FLORIDA HEALTH CARE PLANS INC		1	79	99%	80
SONATA WEST		77	2	3%	79
CATHOLIC HEALTH SYSTEM DEPT LABORATORY		77	2	3%	79
LAKE VIEW CARE CENTER AT DELRAY		78	1	1%	79
EDGEWATER AT WATERMAN VILLAGE		78	1	1%	79
VETERANS AFFAIRS MEDICAL CENTER - PALO ALTO		28	51	65%	79
ADVENT HEALTH CENTRA CARE - POINCIANA		35	44	56%	79
CBS LABS OF TAMPA LLC		3	76	96%	79
HARBORCHASE OF NAPLES		67	12	15%	79
MEMORY CARE OF NAPLES		78			78
TGH URGENT CARE - TYRONE		2	76	97%	78
ISLAND DOCTORS		7	71	91%	78
WALGREENS 6221		68	9	12%	77
PLANT CITY PEDIATRICS		68	9	12%	77
CONSULATE HEALTH CARE OF SARASOTA□		77			77
MAINSTREAM DIAGNOSTIC LABORATORY LLC		65	12	16%	77
PLYMOUTH HOME FOR ADULTS, INC.	8	68	1	1%	77
TRUE NORTH HEALTH NAVIGATION LLC DBA DISPATCHHEALTH	1	60	16	21%	77
MIAMI BEACH COMMUNITY HEALTH CENTER		1	76	99%	77
ORANGE CITY NURSING AND REHAB		75	2	3%	77
BENTON HOUSE AT OAKLEAF		51	26	34%	77
FAMILY EXPRESS URGENT CARE			76	100%	76
DYNAMIC MEDICAL USA			76	100%	76
PRIME HEALTH OF NORTH PORT LLC		71	5	7%	76
NORTH PORT REHABILITATION AND NURSING CENTER□		75	1	1%	76
FLORIDA ATLANTIC UNIVERSITY STUDENT HEALTH		62	14	18%	76
J FRANK AVEY MD		59	17	22%	76
WINDSOR REFLECTIONS		75	1	1%	76

COVID-19: testing by laboratory

Data through Jan 14, 2021 verified as of Jan 15, 2021 at 09:25 AM

Data in this report are provisional and subject to change.

The numbers in the table below represent the number of Florida and non-Florida residents for whom test results were received by the Department of Health. A person can be tested by more than one laboratory and can have both positive and negative results. **Therefore, the sum of the numbers in each column will be larger than the total number of people tested.**

Reporting lab	Inconclusive	Negative	Positive	Percent positive	Total
SOUTH GEORGIA MEDICAL CENTER		48	28	37%	76
ZON BEACHSIDE LLC		62	14	18%	76
CLINICAL PATHOLOGY ASSOCIATES-SONIC REFERENCE LAB		76			76
S-H THIRTY-FIVE OPCO- PORT ST LUCIE, LLC	1	74			75
ERIE COUNTY MEDICAL CTR CLINICAL LABS		71	4	5%	75
STONY BROOK UNIVERSITY MEDICAL CENTER		64	11	15%	75
Madison Health and Rehabilitation Center		42	33	44%	75
ADVENTHEALTH EXPRESSCARE		45	30	40%	75
LAKE MORTON PLAZA		72	3	4%	75
PALMS REHABILITATION AND HEALTHCARE CENTER		72	3	4%	75
ATRIUM AT LIBERTY PARK		71	4	5%	75
BOND CLINIC PA		43	32	43%	75
East Bay Rehabilitation Center		42	33	44%	75
BALMORAL TENANT SERVICES INC	1	43	31	41%	75
LABCORP RTP		31	44	59%	75
PINELLAS COUNTY JAIL			75	100%	75
NOAH CLINICAL LABORATORY		63	11	15%	74
CANOPY ON BERRYHILL, THE		48	26	35%	74
PEDIATRICS IN BREVARD PA- ROCKLEDGE		54	20	27%	74
LECONTE MEDICAL CENTER LAB		56	18	24%	74
HOLISTIC PEDIATRICS GROUP LLC		61	13	18%	74
PARK OF THE PALMS INC		74			74
Crystal Health & Rehab Center		72	2	3%	74
VITAS HEALTHCARE CORPORATION OF FLORIDA		72	2	3%	74
Sandy Ridge Center for Rehabilitation and Healing		71	3	4%	74
MOBILE PHYSICIAN SERVICES INC		67	7	9%	74
The Crossings		74			74
DEPARTMENT OF HEALTH BUREAU OF FAMILY		72	1	1%	73
CONSULATE HEALTH CARE - LAKE MARY		72	1	1%	73
HAWKINS FAMILY MEDICINE LLC		39	34	47%	73
SCOTT LAKE HEALTH AND REHABILITATION CENTER		71	2	3%	73
HARBORCHASE OF VERO BEACH		66	7	10%	73
The Grove Health and Rehabilitation		53	20	27%	73
LABFIRST - DEPARTMENT OF PATHOLOGY		71	2	3%	73
TUSCAN ISLE CHAMPIONSGATE OP CO LLC		71	1	1%	72
SEMINOLE SPORTS AND FAMILY MEDICINE		64	8	11%	72
BROWARD HEALTH MEDICAL CENTER		3	69	96%	72
HAVEN OF OUR LADY OF PEACE		72			72
BROOKDALE OVIEDO		70	2	3%	72
LAUREL POINT CARE ACQUISITION LLC DBA SANDGATE GARDENS REHAB AND NURS		67	5	7%	72
AMMON LABS		61	10	14%	71
RITECARE MEDICAL CENTER		36	35	49%	71
PROMEDICA LABORATORIES		21	50	70%	71
GRAND OAKS OF JENSEN BEACH LLC		71			71
LAKE GIBSON VILLAGE, LLC		69	2	3%	71
ADVANCED LAB		67	4	6%	71

COVID-19: testing by laboratory

Data through Jan 14, 2021 verified as of Jan 15, 2021 at 09:25 AM

Data in this report are provisional and subject to change.

The numbers in the table below represent the number of Florida and non-Florida residents for whom test results were received by the Department of Health. A person can be tested by more than one laboratory and can have both positive and negative results. **Therefore, the sum of the numbers in each column will be larger than the total number of people tested.**

Reporting lab	Inconclusive	Negative	Positive	Percent positive	Total
CLINICAL ENTERPRISE, INC		69	2	3%	71
HIGHLANDS MEDICAL CENTER		69	2	3%	71
RIVERSIDE RECOVERY OF TAMPA		70	1	1%	71
MICRO PATH LABORATORIES INC		69	2	3%	71
DOUGLAS T JACOBSON STATE VETERANS HOME		71			71
STERLING HOUSE OF TALLAHASSEE	3	62	6	8%	71
SUNCOAST COMMUNITY HEALTH CENTERS PEDIATRICS		21	49	70%	70
SEVEN HILLS HEALTH AND REHABILITATION CENTER		55	15	21%	70
MEMORIAL MANOR		70			70
WINDSOR OAKS		69	1	1%	70
Highlands Regional Hospital		63	7	10%	70
HUNTSVILLE HOSPITAL LABORATORY		49	21	30%	70
NEW SMYRNA BEACH URGENT CARE			70	100%	70
HEALTH FIRST - PALM BAY HOSPITAL		2	68	97%	70
MD 365 MEDICAL CARE PLLC		69			69
SUMMERFIELD EMERGENCY ROOM		50	19	28%	69
SENIOR LIVING VII TAMPA LLC	1	59	9	13%	69
MINUTECLINIC DIAGNOSTIC OF SOUTH CAROLINA, LLC		63	6	9%	69
HERITAGE HEALTHCARE AND REHABILITATION CENTER		69			69
SIMED LABORATORY		57	12	17%	69
VITAS HEALTHCARE CORPORATION		68	1	1%	69
PARKSIDE INN	3	64	2	3%	69
USF HEALTH MORSANI CENTER		5	64	93%	69
SUMMIT AT VENICE	2	63	4	6%	69
MARTIN ACQUISITION 1 LLC DBA		58	11	16%	69
WINDSOR OF LAKEWOOD RANCH,THE		68			68
RESTORE HEALTH URGENT CARE		22	46	68%	68
Centre Pointe Health and Rehabilitation Center		63	5	7%	68
SUNCOAST OPTIMAL WELLNESS		23	45	66%	68
Oakhurst Center		65	3	4%	68
AEL- MEMPHIS		17	51	75%	68
PLANTATION GENERAL HOSPITAL CLINICAL LAB		26	41	61%	67
LAB PLUS, LLC AT SAINT THOMAS WEST HOSPITAL		53	14	21%	67
DAYSRING SENIOR LIVING LLC		65	2	3%	67
MEDICATION ROOMS-CSU/CI NURSE STATION	1	59	7	10%	67
HUNTINGTON HOSPITAL LABORATORY		65	2	3%	67
MD LABS		40	27	40%	67
ADVENTHEALTH MEDICAL GROUP FAMILY MEDICINE AT		49	18	27%	67
WATERCREST ST LUCIE WEST	1	63	3	4%	67
QUICK CARE MED LLC	1	59	7	10%	67
CENTRAL BALDWIN IMMEDIATE CARE & FAMILY PRACTICE		51	16	24%	67
WALTON PLACE		66			66
ASSOCIATED CLINICAL LABORATORIES		59	7	11%	66
BROOKDALE FORT MYERS THE COLONY		63	3	5%	66
VIERA DEL MAR HEALTH AND REHABILITATION CENTER		63	3	5%	66
POINTE, THE		64	2	3%	66

COVID-19: testing by laboratory

Data through Jan 14, 2021 verified as of Jan 15, 2021 at 09:25 AM

Data in this report are provisional and subject to change.

The numbers in the table below represent the number of Florida and non-Florida residents for whom test results were received by the Department of Health. A person can be tested by more than one laboratory and can have both positive and negative results. **Therefore, the sum of the numbers in each column will be larger than the total number of people tested.**

Reporting lab	Inconclusive	Negative	Positive	Percent positive	Total
MEDEX MEDICAL EXPRESS OF PALATKA			66	100%	66
ALTERNATIVE LIVING, INC DBA TWIN CITIES PAVILION		65			65
ST VINCENT'S BIRMINGHAM		61	4	6%	65
SUNSHINE GARDENS		65			65
WHITE WILSON MEDICAL CENTER IMMEDIATE CARE		3	62	95%	65
SUNCOAST URGENT CARE		42	23	35%	65
ELLENTON PEDIATRICS PA		57	8	12%	65
AMERICAN FAMILY MEDICAL LLC		38	27	42%	65
CL BRUMBACK PRIMARY CARE CLINICS		16	49	75%	65
WHITE WILSON MEDICAL CENTER PA - NAVARRE		1	64	98%	65
WEST COAST FAMILY MEDICAL CARE		48	16	25%	64
NEMOURS CHILDRENS PRIMARY CARE OVIEDO		51	13	20%	64
OUT OF STATE		40	24	38%	64
KINDRED HOSPITAL MELBOURNE		63	1	2%	64
EISENHOWER ARMY MEDICAL CENTER		60	4	6%	64
JOSEPH L MORSE GERIATRIC CENTER	2	59	3	5%	64
ELMCROFT OF BELLA VITA		56	8	13%	64
Mt Sinai Aventura			64	100%	64
OPPENHEIMER PLASTIC SURGERY LLC		60	4	6%	64
CRAIG BERGER MD PL D/B/A BAY AREA EYE INSTITUTE		64			64
MED EXPRESS		6	58	91%	64
STONY BROOK SOUTHAMPTON		63	1	2%	64
MAGNOLIA MEDICAL CLINIC		10	53	84%	63
SEA PINES REHABILITATION HOSPITAL		63			63
MEDI CLINIC SARASOTA INC		62	1	2%	63
SUMMER VISTA ASSISTED LIVING		38	25	40%	63
FLORIDA PEDIATRIC GROUP		27	36	57%	63
APC PEDIATRICS AT RYE ROAD MEDICAL PARK		63			63
WADSWORTH HEALTH CENTER		60	3	5%	63
VIERA HEALTH AND REHABILITATION CENTER		62	1	2%	63
F&T MEDICAL RESEARCH, INC		63			63
A COUNTRY PLACE ASSISTED LIVING FACILITY		63			63
OVERLOOK HOSPITAL LABORATORY		57	5	8%	62
STUART LODGE LIVING LLC		42	20	32%	62
EXACT SCIENCES LABORATORIES, LLC		15	47	76%	62
SONNIS PEDIATRICS PA		57	5	8%	62
SEAVIEW NURSING AND REHABILITATION CENTER		62			62
ANGELS DIAGNOSTIC GROUP		50	12	19%	62
EC OPCO CARROLLWOOD LLC		55	6	10%	61
KINDRED HOSPITAL NORTH FLORIDA	2	54	5	8%	61
BOND CLINIC DR ELDEEB		35	26	43%	61
WASHINGTON REHABILITATION AND NURSING CENTER		51	10	16%	61
KINDRED HOSPITAL - SOUTH FLORIDA		61			61
BEACHES PEDIATRICS PA		58	3	5%	61
SUMMIT MEDICAL GROUP PA		56	5	8%	61
NXGEN MDX		20	41	67%	61

COVID-19: testing by laboratory

Data through Jan 14, 2021 verified as of Jan 15, 2021 at 09:25 AM

Data in this report are provisional and subject to change.

The numbers in the table below represent the number of Florida and non-Florida residents for whom test results were received by the Department of Health. A person can be tested by more than one laboratory and can have both positive and negative results. **Therefore, the sum of the numbers in each column will be larger than the total number of people tested.**

Reporting lab	Inconclusive	Negative	Positive	Percent positive	Total
FIRSTCARE CLINIC		28	33	54%	61
PALMS EDGE	1	56	4	7%	61
HOSPICE OF THE TREASURE COAST		58	3	5%	61
ADVENTHEALTH EXPRESS CARE AT WALGREENS 49TH STREET		46	15	25%	61
ISLAND COAST PEDIATRICS		56	5	8%	61
EMERALD COAST HOSPICE		60	1	2%	61
AMERICAN FAMILY MEDICAL		48	13	21%	61
NORTH FLORIDA RETIREMENT VILLAGE		59	1	2%	60
FLAGLER COLLEGE HEALTH SERVICES		43	17	28%	60
GENPATH			60	100%	60
MED COMP SCIENCES		1	59	98%	60
EMBRY RIDDLE AERONAUTICAL UNIVERSITY HEALTH SERVICES			60	100%	60
TWIN CREEKS ASSISTED LIVING & MEMORY CARE		57	3	5%	60
EAST ALABAMA MEDICAL CENTER LABORATORY		51	9	15%	60
HOSPICE OF THE EMERALD COAST INC - PANAMA CITY	1	56	3	5%	60
SAN JOSE SENIOR CARE LLC	1	42	17	28%	60
MIAMI VA HEALTHCARE SYSTEM			60	100%	60
GV NAPLES OPCO, LLC		58	1	2%	59
BIG BOCA SMILES LLC		57	2	3%	59
INTERNAL LAB		50	9	15%	59
BIOTECH		52	7	12%	59
RITECARE MED CTR H			59	100%	59
TUSCAN ISLE OPERATING COMPANY LLC DBA		56	3	5%	59
CENTRA CARE POINCIANA	1	45	13	22%	59
MINNESOTA TWINS		56	3	5%	59
ORLANDO LUTHERAN TOWERS ASSISTED LIVING		59			59
AVANTE AT OCALA INC		55	4	7%	59
OAK MANOR NURSING HOME		57	2	3%	59
CLERMONT URGENT CARE			59	100%	59
THE CANOPY AT BERRYHILL		58			58
LENOX HILL HOSPITAL		52	6	10%	58
EXPERTUS LABORATORIES INC		24	34	59%	58
Margate Health and Rehabilitation Center		56	2	3%	58
CATHOLIC HEALTH SERVICES REGIONAL LAB		52	6	10%	58
RAINBOW PEDIATRIC CENTER PA		53	5	9%	58
REGENTS PARK OF BOCA RATON		56	2	3%	58
NORTH SHORE UNIVERSITY HOSPITAL LABORATORY		51	6	11%	57
KAPG FLEMING ISLAND SENIOR HOUSING OPCO LLC	1	56			57
PALM BAY URGENT CARE		28	29	51%	57
CENTRAL FLORIDA HEALTHCARE GROUP LLC		48	9	16%	57
MILLENIUM PHYSICIANS GROUP		1	56	98%	57
MALCOM RANDALL DEPT OF VAMC			57	100%	57
ALZHEIMERS CARE CENTER OF VIERA LTD		37	20	35%	57
ASCENSION SACRED HEART BAY LABORATORY		54	3	5%	57
ALTAMONTE PEDIATRIC ASSOCIATES		31	26	46%	57
CENTURY CENTER FOR REHABILITATION & HEALING		41	16	28%	57

COVID-19: testing by laboratory

Data through Jan 14, 2021 verified as of Jan 15, 2021 at 09:25 AM

Data in this report are provisional and subject to change.

The numbers in the table below represent the number of Florida and non-Florida residents for whom test results were received by the Department of Health. A person can be tested by more than one laboratory and can have both positive and negative results. **Therefore, the sum of the numbers in each column will be larger than the total number of people tested.**

Reporting lab	Inconclusive	Negative	Positive	Percent positive	Total
HAWTHORN HOUSE☐		46	10	18%	56
ASHRAF MEDICAL GROUP PLLC DBA PULSE MD		55	1	2%	56
HORIZON ALF		55	1	2%	56
BAPTIST HEALTH SOUTH FLORIDA - WEST BOCA URGENT CARE		34	22	39%	56
EAGLES WATCH CLUSTER		47	9	16%	56
Peninsula Care and Rehab		52	4	7%	56
LAKELAND REGIONAL HEALTH LAKE MIRIAM		24	32	57%	56
FHMG LAKE MARY PEDS		45	11	20%	56
RARITAN BAY PERTH AMBOY		51	5	9%	56
JERICOHO URGENT CARE		53	3	5%	56
MCW MENTAL HEALTH LLC		54	2	4%	56
TIFFANY HALL NURSING AND REHAB		44	12	21%	56
INDIGO MANOR☐		22	33	60%	55
ABSOLUTE GENOMICS		30	25	45%	55
PREMIER MEDICAL ASSOCIATES ALL FLORIDA LLC		54	1	2%	55
SONATA HUNTERS CREEK		47	8	15%	55
A2Z DIAGNOSTICS		54	1	2%	55
PUBLIC SQUARE PHARMACY LLC		41	14	25%	55
CENTRA CARE - CONWAY		21	34	62%	55
ARBOR TERRACE SAN JOSE LLC	3	51	1	2%	55
BROWARD HEALTH MEDICAL CENTER CLINICAL LAB			55	100%	55
CLERMONT HEALTH AND REHAB		40	14	26%	54
JUNIPER VILLAGE AT NAPLES		53	1	2%	54
VETERANS AFFAIRS MEDICAL CENTER - GULF COAST		27	27	50%	54
ST. CLOUD MEDICAL GROUP		54			54
WILSON MEMORIAL REGIONAL MEDICAL CENTER		51	3	6%	54
STEWART SEBASTIAN RIVER MEDICAL CENTER		27	27	50%	54
ROSECASTLE AT DELANEY CREEK		53	1	2%	54
STEINHATCHEE FAMILY MEDICAL CENTER☐	1	47	6	11%	54
UNITED LABORATORY SERVICES CORPORATION		38	16	30%	54
CERTUS MTD OPCP LLC		52	2	4%	54
ADVENT HEALTH - PALM COAST		1	53	98%	54
SARASOTA CO. HEALTH DEPT # 58		40	14	26%	54
PANCARE HEALTH GULF COUNTY		40	14	26%	54
PORT CHARLOTTE REHABILITATION CENTER		44	9	17%	53
JACOBI MEDICAL CENTER		50	3	6%	53
FLORIDA MEDICAL CLINIC LLC		34	19	36%	53
ADVENTHEALTH EXPRESS CARE AT WALGREENS		38	15	28%	53
ST PETERSBURG PEDIATRICS-SEMINOLE BLVD		43	10	19%	53
Osprey Point Nursing Center		51	2	4%	53
NITE LITE PEDIATRICS - PORT ST. LUCIE		43	9	17%	52
LAKE HOWELL FAMILY MEDICINE ASSOCIATES		44	8	15%	52
SNH BRFL TENANT LLC	2	50			52
ST FRANCIS HOSPITAL		45	7	13%	52
ARBOR OAKS AT TYRONE	5	47			52
ROHR HOME		49	3	6%	52

COVID-19: testing by laboratory

Data through Jan 14, 2021 verified as of Jan 15, 2021 at 09:25 AM

Data in this report are provisional and subject to change.

The numbers in the table below represent the number of Florida and non-Florida residents for whom test results were received by the Department of Health. A person can be tested by more than one laboratory and can have both positive and negative results. **Therefore, the sum of the numbers in each column will be larger than the total number of people tested.**

Reporting lab	Inconclusive	Negative	Positive	Percent positive	Total
ADVENT HEALTH		49	3	6%	52
HEALTHPOINT MED GRP OF THE EMERALD COAST LLC		38	14	27%	52
CYPRESS COVE		49	3	6%	52
KENDALL REGIONAL MEDICAL CENTER LAB	3		49	94%	52
JUPITER MEDICAL CENTER URGENT CENTER		35	17	33%	52
TUKA PEDIATRICS		7	45	87%	52
MENTAL HEALTH CARE INC		44	8	15%	52
INTERNAL MEDICINE SPECIALIST		46	6	12%	52
ATMORE COMMUNITY HOSPITAL LABORATORY		33	18	35%	51
IMA MEDICAL GROUP		26	25	49%	51
APOLLOMDX LABS		29	22	43%	51
CHAMBREL AT ISLAND LAKE		50	1	2%	51
DELAND WELLNESS CENTER			51	100%	51
PHYSICIANS PRIMARY CARE OF SOUTHWEST FLORIDA		39	12	24%	51
CLARE BRIDGE OF SARASOTA		50	1	2%	51
AVANTE ST CLOUD		48	3	6%	51
BIOREFERENCE LABORATORIES		3	48	94%	51
GULFVIEW MEDICAL INSTITUTE		51			51
PANCARE HEALTH - MALONE CLINIC		47	4	8%	51
MINUTECLINIC DIAGNOSTIC OF TEXAS, LLC		44	7	14%	51
ALEXANDER NININGER STATE VETERANS		51			51
OKEECHOBEE URGENT CARE		17	34	67%	51
BAPTIST MEDICAL CENTER SOUTH		37	13	26%	50
SONATA BOCA RATON		48	2	4%	50
SEMINOLE TRIBE OF FLORIDA		36	14	28%	50
CORAL GABLES HOSPITAL			50	100%	50
BioReference Laboratories, Inc		6	44	88%	50
PALM RIVER COMMUNITY HEALTH CENTER		45	5	10%	50
COOPER FAMILY MEDICAL PLLC		36	14	28%	50
GATEWAY CARE CENTER		50			50
SOLARIS SENIOR LIVING NORTH NAPLES		48	1	2%	49
SUPERIOR RESIDENCES OF LECANTO		34	15	31%	49
ALLIANCE PEDIATRICS		24	25	51%	49
SOFT CELL LABORATORIES		45	4	8%	49
GENEDX		36	13	27%	49
ALLEGRO		47	2	4%	49
ADVENT HEALTH CENTRA CARE - SAND LAKE		19	30	61%	49
USF		1	48	98%	49
FLORIDA HEALTH CARE		6	43	88%	49
MED ONE AT SAINT AUGUSTINE		33	15	31%	48
COURTYARD GARDENS OF JUPITER		48			48
CHILDREN'S HOSPITAL OF ALABAMA		47	1	2%	48
BIOIQ			48	100%	48
BARRY UNIVERSITY STUDENT HEALTH SERVICES		37	11	23%	48
INN AT THE FOUNTAINS, THE		34	14	29%	48
BAY CENTER HURRICANE SHELTER		48			48

COVID-19: testing by laboratory

Data through Jan 14, 2021 verified as of Jan 15, 2021 at 09:25 AM

Data in this report are provisional and subject to change.

The numbers in the table below represent the number of Florida and non-Florida residents for whom test results were received by the Department of Health. A person can be tested by more than one laboratory and can have both positive and negative results. **Therefore, the sum of the numbers in each column will be larger than the total number of people tested.**

Reporting lab	Inconclusive	Negative	Positive	Percent positive	Total
ADVENT HEALTH CENTRA CARE - EAST ORLANDO		21	27	56%	48
PREMIER MEDICAL ASSOCIATES		46	2	4%	48
COOPER FAMILY MEDICAL, PLLC		39	9	19%	48
SARATOGA HOSPITAL LABORATORY		44	4	8%	48
NAPLES PEDIATRICS INC□		43	5	10%	48
PRIMECARE AT TWIN LAKES			48	100%	48
CAREMED INTERNAL MEDICINE		30	18	38%	48
HERNANDO COUNTY FIRE RESCUE DISTRICT		23	25	52%	48
RAINBOW PEDIATRICS PC LLC / BREAKFAST POINT		38	10	21%	48
TRINITY AL SENIOR HOUSING LLC□		44	3	6%	47
NAVARRE GARDENS		41	6	13%	47
INTERLAB		1	46	98%	47
DOH		23	24	51%	47
GREENLEAF ALF		46	1	2%	47
PEDIATRIC CARE CENTER- JACKSONVILLE BEACH		19	28	60%	47
TRADITIONAL HOME HEALTH OF PALM BEACH INC		47			47
H LEE MOFFITT CANCER CENTER MICRO		46			46
PREMIER PLACE HEALTHCARE AT THE GLENVIEW		46			46
WESTWOOD NURSING & REHAB		27	19	41%	46
WALGREENS 9627		41	5	11%	46
COLLIER BLVD HMA PHYSICIAN MANAGEMENT LLC		46			46
PALM BAY PEDIATRICS		34	12	26%	46
EAST MANATEE FAMILY	1	1	44	96%	46
FINLAY CLINICAL LABORATORY		20	26	57%	46
SOUTHEAST ALABAMA MEDICAL CENTER			46	100%	46
CAPE REGIONAL MEDICAL CENTER		44	2	4%	46
PENNSYLVANIA DEPT OF HEALTH		20	26	57%	46
EMERALD COAST BEHAVIORAL HOSPITAL		44	2	4%	46
HARTFORD HEALTH SERVICES LLC		46			46
ADVENT HEALTH - MOUNT DORA		6	39	87%	45
GENESIS DERMATOLOGY		41	4	9%	45
ADVENT HEALTH MEDICAL GROUP OB GYN AT		39	6	13%	45
MARQUIS LABS, LLC		45			45
The Ponce Therapy Care Center		42	3	7%	45
HARMONY CLINIC		1	44	98%	45
MINUTECLINIC DIAGNOSTIC OF OHIO LLC		33	12	27%	45
REDI-MED WALK-IN FAMILY CARE			45	100%	45
SOUTHPORT SQUARE HARBOUR HEALTH		45			45
GOOD HEARTS COVID TESTING		8	37	82%	45
HEALTH FIRST - CAPE CANAVERAL HOSPITAL		1	44	98%	45
UNIVERSITY OF CENTRAL FLORIDA HEALTH SERVICES		45			45
POPLAR HEALTHCARE PLLC	1	11	33	73%	45
AFTER HOURS PEDIATRICS			45	100%	45
LITTLE NECK URGENT CARE		43	2	4%	45
BUECHELE DENTAL PA DBA CLERMONT FAMILY DENTISTRY		36	9	20%	45
Summit Medical Group, Pa DbA Citymd		41	4	9%	45

COVID-19: testing by laboratory

Data through Jan 14, 2021 verified as of Jan 15, 2021 at 09:25 AM

Data in this report are provisional and subject to change.

The numbers in the table below represent the number of Florida and non-Florida residents for whom test results were received by the Department of Health. A person can be tested by more than one laboratory and can have both positive and negative results. **Therefore, the sum of the numbers in each column will be larger than the total number of people tested.**

Reporting lab	Inconclusive	Negative	Positive	Percent positive	Total
KAPG ST AUGUSTINE SENIOR HOUSING OPCO LLC		35	9	20%	44
WINTER GARDEN REHAB AND NURSING CENTER		40	4	9%	44
ADVENT HEALTH - LAKE MARY		36	8	18%	44
AFC PHYSICIANS OF FLORIDA PA		23	21	48%	44
PEDIATRICS OF CENTRAL FLORIDA – SAINT CLOUD	2	40	2	5%	44
MOOSEHAVEN LIFE CARE CENTER		44			44
VITAS HEALTHCARE CORP OF FLORIDA		44			44
VISITING PHYSICIANS ASSOCIATION		40	4	9%	44
ALLIANCE OF PHYSICIANS AGAINST COVID-19			44	100%	44
TROY REGIONAL MEDICAL CENTER		36	8	18%	44
PRECISION HEALTH SOLUTIONS LAB		9	35	80%	44
ROCHESTER GENERAL HOSPITAL LABORATORY		40	4	9%	44
ADVANCED MEDICAL OF NAPLES LLC			44	100%	44
ADVENTHEALTH MEDICAL GROUP PRIMARY CARE		43	1	2%	44
JACKSON COUNTY HEALTH DEPARTMENT		18	25	58%	43
Guardian Care Nursing and Rehabilitation Center		43			43
CRESTVIEW URGENT CARE			43	100%	43
FAMILY EXTENDED CARE OF WINTER HAVEN		41	2	5%	43
STUART URGENT CARE			43	100%	43
PRO HEALTH			43	100%	43
LAKE MARY KIDS CENTRA CARE		33	10	23%	43
QUOTIENT SCIENCES			43	100%	43
CARDIOLOGY AND MEDICINE ASSOCIATES		33	10	23%	43
DAVID POSNACK JEWISH DAY SCHOOL		43			43
ARDEN COURTS OF SEMINOLE		42	1	2%	43
FLORIDA DEPARTMENT OF HEALTH IN TAYLOR COUNTY		26	17	40%	43
BRANCH MEDICAL CLINIC			43	100%	43
PATRICK AIR FORCE BASE		3	40	93%	43
QUALITY URGENT CARE AND WELLNESS		31	12	28%	43
ORCHID COVE AT DAYTONA		38	5	12%	43
BISHOP GRADY VILLAS		42			42
GRAND ST PAUL CVS		42			42
LAKELAND REGIONAL HEALTH		19	23	55%	42
Golfview Healthcare Center		42			42
Atlantic Shore Nursing and Rehab		42			42
MEDLOGIC LABORATORIES		3	39	93%	42
CLINICAL LABORATORY		42			42
VALENCIA HOUSE ALF		42			42
CENTRA CARE – APOPKA	1	2	39	93%	42
BURRY'S PHARMACY INC		25	17	40%	42
PRINCETON VILLAGE		39	3	7%	42
SOMERBY OF SANTA ROSA BEACH		40	2	5%	42
WEST ISLIP URGENT CARE		40	2	5%	42
MOBILE DOC FL, LLC		29	13	31%	42
NORTH SHORE MEDICAL LABS	1	38	3	7%	42
SANIBEL INTERNAL MEDICINE, LLC		40	2	5%	42

COVID-19: testing by laboratory

Data through Jan 14, 2021 verified as of Jan 15, 2021 at 09:25 AM

Data in this report are provisional and subject to change.

The numbers in the table below represent the number of Florida and non-Florida residents for whom test results were received by the Department of Health. A person can be tested by more than one laboratory and can have both positive and negative results. **Therefore, the sum of the numbers in each column will be larger than the total number of people tested.**

Reporting lab	Inconclusive	Negative	Positive	Percent positive	Total
FLORIDA HOSPITAL		26	16	38%	42
FIRST CHOICE URGENT CARE		10	31	76%	41
BRONX LEBANON HOSPITAL-MEDICAL CENTER		37	4	10%	41
UTAH CVS PHARMACY, LLC		39	2	5%	41
ST PETERSBURG PEDIATRICS-EAST BAY		31	10	24%	41
PEDIATRICS OF CENTRAL FLORIDA KISSI		33	8	20%	41
ADVENT HEALTH EXPRESS CARE		4	37	90%	41
PANIRA HEALTHCARE CLINIC		1	40	98%	41
NORTH FLORIDA MEDICAL CENTER		38	3	7%	41
EGLIN AFB		9	32	78%	41
GEORGE SAFRAN MD PC		36	5	12%	41
FLORIDA MEDICAL CLINIC PA		36	5	12%	41
TGH URGENT CARE POWERED BY FAST TRACK			41	100%	41
MAIMONIDES-SHALOM ACADEMY, INC		40	1	2%	41
FLORIDA HOSPITAL NEW SMYRNA		4	37	90%	41
FHMG_CTR FOR SENIOR HEALTH		36	5	12%	41
ROCKLEDGE REGIONAL MEDICAL CENTER		30	11	27%	41
ST PETERSBURG PEDIATRICS-PARK BLVD		30	11	27%	41
LAKE CITY VA MEDICAL CENTER			41	100%	41
QHC UPSTATE MEDICAL PC		34	7	17%	41
DOH-WEST PALM BEACH BRANCH LABORATORY		2	38	95%	40
Citymd Of Toms River		35	5	13%	40
PACIFICA SENIOR LIVING OCALA		35	5	13%	40
NEOGENOMICS LABORATORIES INC		40			40
QUALITY URGENT CARE AND WELLNESS PL		26	14	35%	40
CAPITAL REGIONAL MEDICAL CENTER		2	38	95%	40
NEW YORK PRESBYTERIAN - QUEENS DIAGNOSTIC		39	1	3%	40
CLINICAL PATHOLOGY LABORATORIES, INC		40			40
PRIDE DIAGNOSTICS		24	16	40%	40
BAY PINES MEDICAL ASSOCIATES		1	38	97%	39
PEDIATRIC SERVICES OF AMERICA INC		38	1	3%	39
BAY COUNTY JAIL ANNEX		34	5	13%	39
PHILLIPPE RIDGE		27	12	31%	39
FERN PARK DEVELOPMENTAL CENTER			39	100%	39
CEDAR CREEK AT KINGS BAY INC		39			39
CLINICAL RESEARCH SEQUENCING PLATFORM		8	31	79%	39
ECOLAB GROUP		8	31	79%	39
LARA HEALTH AND WELLNESS CENTER LLC		39			39
LOURDES HOSPITAL INC		37	2	5%	39
NEXT MOLECULAR ANALYTICS		9	30	77%	39
JUNIPER VILLAGE AT CAPE CORAL		34	5	13%	39
URGENT CARE & WELLNESS CENTER		10	29	74%	39
MEDEX MEDICAL EXPRESS OF PALATKA LLC			39	100%	39
ADVENT HEALTH - LAKE WALES		28	10	26%	38
KINDRED AT HOME		30	8	21%	38
Palms at Ponte Vedra Assisted Living and Memory Care		37	1	3%	38

COVID-19: testing by laboratory

Data through Jan 14, 2021 verified as of Jan 15, 2021 at 09:25 AM

Data in this report are provisional and subject to change.

The numbers in the table below represent the number of Florida and non-Florida residents for whom test results were received by the Department of Health. A person can be tested by more than one laboratory and can have both positive and negative results. **Therefore, the sum of the numbers in each column will be larger than the total number of people tested.**

Reporting lab	Inconclusive	Negative	Positive	Percent positive	Total
life Care Center of Melbourne		23	15	39%	38
HOSPICE OF MARTIN & ST LUCIE, INC		38			38
UNIVERSITY OF ALABAMA		35	3	8%	38
BENTON HOUSE OF ST. JOHNS		36	2	5%	38
HOMEWOOD RESIDENCE AT FREEDOM PLAZA		37	1	3%	38
JUPITER MEDICAL CENTER URGENT CARE - STUART		23	15	39%	38
FHMG- FLORIDA HOSPITAL MEDICAL GROUP		30	8	21%	38
MISSION OAKS ASSISTED LIVING□		36	2	5%	38
BOND CLINIC, PA		9	29	76%	38
VENICE REGIONAL MEDICAL CENTER BAYFRONT HEALTH		12	26	68%	38
FLORIDA HEALTH CARE DELAND			38	100%	38
MOLECULAR DIAGNOSTICS		5	33	87%	38
GENTIVA HEALTH SERVICES CERTIFIED INC		35	3	8%	38
INTERNAL MEDICINE ASSOCIATES PA		35	3	8%	38
ARBOR TERRACE ORTEGA LLC		38			38
D PEDIATRICS		37	1	3%	38
BOULEVARD REHABILITATION CENTER		24	13	35%	37
FAMILY EXTENDED CARE OF SEBRING INC		35	2	5%	37
HOLZER HEALTH CENTER		5	32	86%	37
HR SARASOTA OPERATOR LLC		25	12	32%	37
SH HERON EAST LLC□		37			37
TURNING POINT OF TAMPA		33	4	11%	37
ERDOX		35	2	5%	37
AUTUMN OF SARASOTA		12	25	68%	37
LAKE REGIONAL URGENT CARE		1	36	97%	37
PATHOGENIUS LABORATORIES		30	7	19%	37
PONCE THERAPY CARE CENTER		34	3	8%	37
AU HEALTH		30	7	19%	37
MISIR DRUGS LLC		29	8	22%	37
ONE MILO		37			37
THE COLLIER AT NAPLES		36	1	3%	37
FLORIDA DEPARMENT OF HEALTH CLAY COUNTY		25	12	32%	37
L&S SENIOR CARE DBA ARCADIA OAKS	1	36			37
HOME CARE PHARMACY		37			37
NORTHWELL HEALTH PLAINVIEW HOSPITAL LABORATORY		27	9	25%	36
CITYMD OF MANAHAWKIN		34	2	6%	36
CENTRA CARE – LAKE NONA		3	33	92%	36
LANDMARK, THE		10	26	72%	36
WOLFF CTR FOR CHILD & ADOLESCENT HEALTH PLLC,THE		24	12	33%	36
PRACTICE MANAGEMENT OF AMERICA, INC.		7	29	81%	36
BVL/LITTLE ANGEL PEDIATRICS		36			36
BEEHIVE HOMES OF GULF BREEZE		19	16	46%	35
BAYCARE HEALTH SYSTEMS		1	34	97%	35
EC OPCO PENSACOLA, LLC		35			35
PENSACOLA PEDIATRICS, PA		28	7	20%	35
University Hills health and Rehabilitation		26	9	26%	35

COVID-19: testing by laboratory

Data through Jan 14, 2021 verified as of Jan 15, 2021 at 09:25 AM

Data in this report are provisional and subject to change.

The numbers in the table below represent the number of Florida and non-Florida residents for whom test results were received by the Department of Health. A person can be tested by more than one laboratory and can have both positive and negative results. **Therefore, the sum of the numbers in each column will be larger than the total number of people tested.**

Reporting lab	Inconclusive	Negative	Positive	Percent positive	Total
ADVENT HEALTH - FISH MEMORIAL		2	33	94%	35
WUESTHOFF MEMORIAL HOSPITAL			35	100%	35
AMERICAN HOUSE COCONUT POINT		32	3	9%	35
IRL		4	31	89%	35
THOMAS INTERNAL MEDICINE		29	6	17%	35
GRAND OAKS OF PALM CITY LLC□	1	32	2	6%	35
MEDRITE URGENT CARE		25	10	29%	35
UNION MEDICAL CARE PLLC		35			35
ST CLOUD PHYSICIAN MANAGEMENT LLC DBA ST CLOUD		21	14	40%	35
MINUTECLINIC DIAGNOSTIC OF NORTH CAROL		28	7	20%	35
TITUSVILLE FAMILY PRACTICE		14	21	60%	35
BAYSHORE PATHOLOGY CONSULTANTS PA		34	1	3%	35
TERRACE AT HOBE SOUND, THE	1	31	3	9%	35
BROOKDALE JENSEN BEACH□		34	1	3%	35
P23 LABS		35			35
BARTON HEALTH ALLIANCE		2	32	94%	34
BOND AND STEELE CLINIC, PA		29	5	15%	34
PARAMOUNT WALK-IN CLINIC		1	33	97%	34
MICHAEL AKPEKE MD		25	9	26%	34
RASHDA ALBIBI M.D. P.A.		31	3	9%	34
LEVY COUNTY DEPARTMENT OF HEALTH		25	9	26%	34
LAKE WALES OPERATING GROUP LLC		32	2	6%	34
CCRC @ SUNFLOWER LLC		31	3	9%	34
CARE CENTERS OF NASSAU		33	1	3%	34
A PLUS PEDIATRICS		30	4	12%	34
FAST PACE MEDICAL CLINIC, PLLC		30	4	12%	34
MAUREEN OROURKE-FUTEY			34	100%	34
NIGHT LITE PEDIATRICS CENTER LLC		8	26	76%	34
TUSCAN GARDENS OF DELRAY BEACH MANAGEMENT COMPANY,		34			34
PLAINVIEW URGENT CARE		32	2	6%	34
BETHESDA HEALTH URGENT CARE			34	100%	34
LIFESTREAM BEHAVIORIAL CENTER		17	17	50%	34
ADVENTIST HEALTH SYSTEM FLORIDA		26	8	24%	34
ALL MY KIDS PEDIATRICS INC		20	14	41%	34
COLLIER HMA PHYSICIAN MANAGEMENT LLC		26	8	24%	34
PANCARE HEALTH - JACKSON COUNTY		25	9	26%	34
MEASE COUNTRYSIDE HOSPITAL			34	100%	34
INN AT ASTON GARDENS AT PELICAN POINTE,THE		34			34
BOND CLINIC		3	30	91%	33
CITRUS COUNTY HEALTH DEPARTMENT		32	1	3%	33
METRO KNOXVILLE HMA		25	8	24%	33
AYERS NURSING AND REHABILITATION CENTER		33			33
ADVANCED EMURGENT CARE		8	25	76%	33
NORTH FLORIDA PEDIATRICS		30	3	9%	33
SANFORD MOBILE LAB PGA TOUR		32	1	3%	33
AHSE ROP		32	1	3%	33

COVID-19: testing by laboratory

Data through Jan 14, 2021 verified as of Jan 15, 2021 at 09:25 AM

Data in this report are provisional and subject to change.

The numbers in the table below represent the number of Florida and non-Florida residents for whom test results were received by the Department of Health. A person can be tested by more than one laboratory and can have both positive and negative results. **Therefore, the sum of the numbers in each column will be larger than the total number of people tested.**

Reporting lab	Inconclusive	Negative	Positive	Percent positive	Total
MAINSTREET FAMILY URGENT CARE		1	32	97%	33
BIOFIRE		7	26	79%	33
GREENRIDGE GROUP HOME	3	11	19	58%	33
PRMG - EAST NAPLES		23	10	30%	33
REDI-MED WALK IN FAMILY CLINIC			33	100%	33
LINCOLN DIAGNOSTIC LAB		32	1	3%	33
TAYLORVILLE FAMILY MEDICINE		26	7	21%	33
PALM BAY HOSPITAL			33	100%	33
SPRING MANOR ASSISTED LIVING		33			33
ST. MARYS MEDICAL CENTER		1	32	97%	33
Kensington Gardens		33			33
ACCURATE DIAGNOSTIC LAB		32	1	3%	33
MINUTECLINIC DIAGNOSTIC		33			33
HERNANDO ENDOSCOPY AND SURGERY CENTER		25	8	24%	33
IPSUM DIAGNOSTICS		3	29	91%	32
MINUTE CLINIC INCORPORATE		26	6	19%	32
VETERANS HOME			32	100%	32
MINUTECLINIC DIAGNOSTIC OF RHODE ISLAND, LLC #1544		31	1	3%	32
RITE MEDICAL CARE PC		32			32
CENTRA CARE - DR. PHILLIPS		1	31	97%	32
ISLAND URGENT CARE PLLC		32			32
VILLAGE ON THE ISLE		27	5	16%	32
WESTMINSTER ST AUGUSTINE		32			32
AZALEA TRACE PHYSICIAN SERVICES		32			32
PERSONAL PEDIATRICS		28	4	13%	32
BRIDGEVIEW CENTER LLC		27	5	16%	32
UNIVERSITY HOSPITAL		28	4	13%	32
VETERAN AFFAIRS MEDICAL CENTER - JAMES J PETERS		30	2	6%	32
ST AUGUSTINE PEDIATRIC ASSOC		30	2	6%	32
LINCOLN MEDICAL AND MENTAL HEALTH CENTER		30	2	6%	32
PHYSICIAN ASSOCIATES LLC		26	6	19%	32
BERNHARDT LABORATORIES	1	9	22	69%	32
ROSECASTLE OF JACKSONVILLE LLC		31	1	3%	32
OPIS COQUINA CENTER		32			32
POARCH BANC CREEK INDIANS TRIBAL HEALTH DEPARTMENT			32	100%	32
JACKSON HEALTH SYSTEM		1	31	97%	32
Heartland Health Care Center North Sarasota		18	14	44%	32
MOOSEHAVEN HEALTH CENTER		12	20	63%	32
TRADITIONAL HOME CARE INC		30	1	3%	31
LabCorp L#09258130 M#09258125		12	19	61%	31
DISCOVERY COMMONS AT BRADENTON		31			31
MINUTECLINIC DIAGNOSTIC OF SOUTH CARO		25	6	19%	31
FELICIDAD MEDICAL CENTER			31	100%	31
Flagler Health and Rehabilitation		30	1	3%	31
CORNERSTONE MEDICAL CARE OF BRANDON PL		28	3	10%	31
WILLISTON PEDIATRICS PA		18	13	42%	31

COVID-19: testing by laboratory

Data through Jan 14, 2021 verified as of Jan 15, 2021 at 09:25 AM

Data in this report are provisional and subject to change.

The numbers in the table below represent the number of Florida and non-Florida residents for whom test results were received by the Department of Health. A person can be tested by more than one laboratory and can have both positive and negative results. **Therefore, the sum of the numbers in each column will be larger than the total number of people tested.**

Reporting lab	Inconclusive	Negative	Positive	Percent positive	Total
NIGHT LITE PEDIATRICS URGENT CARE CENTER			31	100%	31
DELCARE PA		25	6	19%	31
COLLIER ANESTHESIA PAIN LLC		31			31
PANCARE HEALTH - FREEPORT CLINIC SUITE B		27	4	13%	31
IMA MEDICAL GROUP POINCIANA		14	17	55%	31
REGENCY PARK ASSISTED LIVING FACILITY		29	2	6%	31
ESCAMBIA COUNTY JAIL		18	13	42%	31
Stratford Court of Palm Harbor		24	7	23%	31
CALADIUM PEDIATRICS		28	2	7%	30
WALGREENS 2941		29	1	3%	30
SACRED HEART HEALTH SYSTEM INC		22	8	27%	30
PENSACOLA DEVELOPMENTAL CENTER		14	16	53%	30
ADVENT HEALTH PRIMARY CARE PLUS, WINTER GARDEN		26	4	13%	30
THE TERRACE AT IVY ACRES ALF		11	19	63%	30
LONGLEAF DIAGNOSTIC LABORATORIES		3	27	90%	30
JACKSONVILLE UNIVERSITY		27	3	10%	30
S-H THIRTY FIVE OPCO - ORANGE CITY, LLC		21	9	30%	30
BELVEDERE COMMONS OF SUN CITY CENTER		30			30
PECONIC BAY MEDICAL CENTER LABORATORY		24	6	20%	30
MINUTECLINIC DIAGNOSTIC OF NORTH CARO		27	3	10%	30
MORTON PLANT			30	100%	30
Okeechobee Health Care Facility		16	14	47%	30
NEUROINTERNATIONAL SARASOTA		28	2	7%	30
SOUTHERN LABORATORY		6	24	80%	30
HIGHLANDS LAKE CENTER		27	3	10%	30
CLINCLOUD, LLC			30	100%	30
S-H THIRTY FIVE OPCO - LUTZ, LLC		29	1	3%	30
STEWART MEDICAL GROUP, INC		21	9	30%	30
LORI MCAULIFFE MD PA		20	10	33%	30
BAY REGIONAL URGENT CARE	1	17	12	40%	30
WAVE CREST HEALTH AND REHABILITATION CENTER		30			30
PHOSPHORUS DIAGNOSTICS		27	3	10%	30
WESTWOOD NURSING AND REHABILITATION		28	2	7%	30
HERITAGE WATERSIDE		27	3	10%	30
MARIANNA HEALTH AND REHABILITATION CENTER		29	1	3%	30
CINNAMON COVE ALF		30			30
AMEERAH LABS			30	100%	30
NORTH CENTRAL BRONX HOSPITAL		29	1	3%	30
COMPREHENSIVE CHILDCARE		23	6	21%	29
PRO HEALTH HARMONY		29			29
SUNTREE INTERNAL MEDICINE		29			29
LUTHERAN HAVEN ASSISTED LIVING		29			29
EVERLYWELL		16	13	45%	29
CAMPBELL URGENT CARE			29	100%	29
NURSES HELPING HANDS INC ALF		29			29
RADIOLOGY ASSOCIATES OF VENICE AND ENGLEWOOD		28	1	3%	29

COVID-19: testing by laboratory

Data through Jan 14, 2021 verified as of Jan 15, 2021 at 09:25 AM

Data in this report are provisional and subject to change.

The numbers in the table below represent the number of Florida and non-Florida residents for whom test results were received by the Department of Health. A person can be tested by more than one laboratory and can have both positive and negative results. **Therefore, the sum of the numbers in each column will be larger than the total number of people tested.**

Reporting lab	Inconclusive	Negative	Positive	Percent positive	Total
INNOVATION CLINICAL TRIALS, INC			29	100%	29
CSL PLASMA INC		7	22	76%	29
Gabisa Medical LLC		29			29
UNIV OF ROCHESTER-STRONG MEMORIAL HOSP		28	1	3%	29
P4CLINICAL	3	2	24	83%	29
LONG ISLAND JEWISH MED CTR		27	2	7%	29
Consulate Health Care of Orange Park		27	2	7%	29
FLORIDA DEPARTMENT OF HEALTH IN MONROE COUNTY		26	3	10%	29
ROYAL CARE OF AVON PARK		26	3	10%	29
NEMOURS CHILDRENS CLINIC		22	7	24%	29
BROOKDALE CANOPY OAKS			29	100%	29
HEALTH FIRST - VIERA HOSPITAL		1	27	96%	28
SOS MOBILE MEDICAL CARE LLC		23	5	18%	28
UNIVERSITY OF WEST FLORIDA, THE		28			28
EDEN AT CRESTVIEW		12	16	57%	28
CENTRAL FLORIDA PEDIATRICS		13	15	54%	28
MANORCARE AT LELY PALMS		26	2	7%	28
NORTH VISTA HOSPITAL LABORATORY		25	3	11%	28
PALM GARDEN OF JACKSONVILLE		27	1	4%	28
LAKELAND NURSING AND REHABILITATION CENTER			28	100%	28
WILLOWBROOKE COURT AT ST ANDREWS ESTATES		24	4	14%	28
JEFFERSON COUNTY HEALTH DEPARTMENT-MONTICELLO		15	13	46%	28
DESOTO PALMS ALF		28			28
PORT ST LUCIE HOSPITAL		25	3	11%	28
RENAISSANCE AT THE TERRACES		27	1	4%	28
WALGREENS 3145		25	3	11%	28
SOLARIS SENIOR LIVING OF MERRITT ISLAND		28			28
MENORAH HOUSE		27	1	4%	28
UNION MEDICAL CARE		28			28
CDR MAGUIRE INC	1	2	25	89%	28
THREE OAKS PHARMACY INC		26	2	7%	28
BONIFAY NURSING AND REHAB CENTER			28	100%	28
ACTIVE SENIOR LIVING		26	2	7%	28
RENAISSANCE SENIOR LIVING	1	26			27
CONNECTICUT DEPARTMENT OF HEALTH		22	5	19%	27
MINUTE CLINIC LLC #2216		25	2	7%	27
TREASURE COAST FORENSIC TREATMENT CTR		13	14	52%	27
ADVENT HEALTH CENTRA CARE LAKELAND		22	5	19%	27
GRAMERCY PARK URGENT CARE		26	1	4%	27
SOUTHSIDE HOSPITAL NORTHWELL HEALTH LABORATORY		24	3	11%	27
UCLA HEALTHCARE CLINICAL LABS		23	4	15%	27
CVS		1	26	96%	27
OAKTREE HEALTHCARE			27	100%	27
DEVELOPMENTAL DISABILITIES DEFENDANT PROGRAM		26	1	4%	27
MICHAEL J D'AMBROSE MD PA		25	2	7%	27
SANTA BARBARA CARE CENTER		17	10	37%	27

COVID-19: testing by laboratory

Data through Jan 14, 2021 verified as of Jan 15, 2021 at 09:25 AM

Data in this report are provisional and subject to change.

The numbers in the table below represent the number of Florida and non-Florida residents for whom test results were received by the Department of Health. A person can be tested by more than one laboratory and can have both positive and negative results. **Therefore, the sum of the numbers in each column will be larger than the total number of people tested.**

Reporting lab	Inconclusive	Negative	Positive	Percent positive	Total
HOLY NAME HOSPITAL LABORATORY		26	1	4%	27
WEST		15	12	44%	27
EXPRESS CARE OF BELLEVIEW		27			27
ARIZONA DEPARTMENT OF HEALTH SERVICES			27	100%	27
Cleveland Clinic Laboratories		4	23	85%	27
MAKO MEDICAL		16	11	41%	27
PREMISE HEALTH MIA			27	100%	27
CDR MAGUIRE - MIAMI BEACH CC MISSION 17388		2	25	93%	27
CDC		17	10	37%	27
BAY COUNTY SHERIFFS OFFICE JAIL FACILITY		22	5	19%	27
SUNCOAST LABS			27	100%	27
WALK IN MEDICAL URGENT CARE		26			26
STATEN ISLAND UNIVERSITY HOSPITAL-POUCH		26			26
PULMONARY SPECIALISTS OF THE PALM BEACHES		16	10	38%	26
PALM BEACH COUNTY FIRE RESCUE		24	2	8%	26
PSL NAPLES BH OPERATIONS, LLC		26			26
GOLDEN POND COMMUNITIES		26			26
CENTRA CARE – SAND LAKE		1	25	96%	26
ROYAL PALM SENIOR RESIDENCE		26			26
UNIVERSITY MEDICAL CTR OF PRINCETON AT		24	2	8%	26
WEST BROWARD CARE CENTER		24	2	8%	26
KEY PRIMARY CARE			26	100%	26
WASHINGTON COUNTY HEALTH DEPARTMENT		14	12	46%	26
PORT SAINT JOHN FAMILY PRACTICE		18	8	31%	26
HIALEAH HOSPITAL RESPIRATORY DEPT			26	100%	26
MONCRIEF ARMY HEALTH CLINIC			26	100%	26
TBI RESIDENTIAL SERVICES, INC.		15	11	42%	26
ADVENT HEALTH PARTIN SETTLEMENT HEALTH PARK		18	8	31%	26
LOOP PEDIATRICS		22	4	15%	26
CALHOUN COUNTY HEALTH DEPT		8	18	69%	26
TGH URGENT CARE - RIVERVIEW			26	100%	26
THE MINIER URGENT CARE		20	6	23%	26
TOWERS HOME CARE		23	3	12%	26
JUNO DERMATOLOGY LLC		22	4	15%	26
STAR CARE		23	2	8%	25
ARCPPOINT LABS OF FORT LAUDERDALE		25			25
MINUTECLINIC DIAGNOSTIC OF NEW JERSEY		20	5	20%	25
WOMENS CARE FLORIDA LABORATORY		25			25
HARBORCHASE OF WELLINGTON CROSSING		23	2	8%	25
ST. CLOUD HOSPITAL		20	5	20%	25
MORTON PLANT HOSPITAL NURSING			25	100%	25
FHMG–FLORIDA HOSPITAL MEDICAL GROUP		20	5	20%	25
Lanier Rehab			25	100%	25
STETSON UNIVERSITY STUDENT HEALTH CENTER		3	22	88%	25
RJ LEE GROUP	1	23	1	4%	25
UNIPATH		18	7	28%	25

COVID-19: testing by laboratory

Data through Jan 14, 2021 verified as of Jan 15, 2021 at 09:25 AM

Data in this report are provisional and subject to change.

The numbers in the table below represent the number of Florida and non-Florida residents for whom test results were received by the Department of Health. A person can be tested by more than one laboratory and can have both positive and negative results. **Therefore, the sum of the numbers in each column will be larger than the total number of people tested.**

Reporting lab	Inconclusive	Negative	Positive	Percent positive	Total
WEINBERG VILLAGE		24	1	4%	25
RIVERHEAD URGENT CARE		24	1	4%	25
SANITAS		4	21	84%	25
BULLS HEAD URGENT CARE		25			25
FAMILY CARE PARTNERS		15	10	40%	25
JAMAICA HOSPITAL MEDICAL CENTER		23	2	8%	25
ADVENT HEALTH CENTRA CARE - LAKE BUTLER BOULEVARD			25	100%	25
FAMILY EXTENDED CARE OF PUNTA GORDA		25			25
BOCA BIOLISTIC REFERENCE LAB			25	100%	25
LABORATORY DYNAMICS		20	4	17%	24
ABL MEDICAL CARE LLC			24	100%	24
ADVENT HEALTH - LAKE MARY PEDIATRICS		16	8	33%	24
BARNES HEALTHCARE OF FLORIDA LLC		23	1	4%	24
SENIOR HEALTH OF WINTER PARK DUNDEE		24			24
MEDCOMP SCIENCES			24	100%	24
LABCORP BURLINGTON		8	16	67%	24
NIGHT LITE PEDIATRIC CENTER		10	14	58%	24
VILLAGES REHABILITATION AND NURSING CENTER		24			24
EAST HILL MEDICAL GROUP		17	7	29%	24
MADWAR		19	5	21%	24
WESTMINSTER WOODS ON JULINGTON CREEK		22	2	8%	24
JOHN KNOX VILLAGE OF CENTRAL FLORIDA		20	4	17%	24
WALGREENS 4915		23	1	4%	24
TARPON BAYOU CENTER			24	100%	24
PHYSICIANS PRIMARY CARE OF SW FLORIDA PL		24			24
HERITAGE OAKS ASSISTED LIVING & MEMORY CARE		20	4	17%	24
MINUTECLINIC DIAGNOSTIC OF RHODE ISLAND, LLC #212		24			24
VASSAR BROTHERS MEDICAL CENTER LABORATORY		23	1	4%	24
COURTYARDS OF ORLANDO		24			24
TRUGENX		1	23	96%	24
THE CHAPPEL GROUP RESEARCH		24			24
WELLMED AT NEW TAMPA		18	6	25%	24
WELLNOW URGENT CARE		23	1	4%	24
AVALON PARK RETIREMENT RESIDENCE		24			24
HENNEPIN COUNTY MEDICAL CENTER (HCMC)		13	11	46%	24
AVENTIS BIO-SERVICES CTL		24			24
UF HEALTH NORTH JACKSONVILLE			23	100%	23
INSTITUTE OF PATHOLOGY KINGS COUNTY		23			23
EMERITUS AT NAPLES	1	22			23
CROSSROADS URGENT CARE		14	9	39%	23
MADISON COUNTY MEMORIAL HOSP		12	11	48%	23
UNIVERSITY HILLS HEALTH AND REHABILITATION CENTER		18	5	22%	23
LABORATORY ALLIANCE OF CENTRAL NEW YORK		22	1	4%	23
SUNQUEST		3	20	87%	23
PREMIER COMMUNITY HEALTHCARE GROUP INC		22	1	4%	23
WUESTHOFF MEDICAL CENTER-MELBOURNE			23	100%	23

COVID-19: testing by laboratory

Data through Jan 14, 2021 verified as of Jan 15, 2021 at 09:25 AM

Data in this report are provisional and subject to change.

The numbers in the table below represent the number of Florida and non-Florida residents for whom test results were received by the Department of Health. A person can be tested by more than one laboratory and can have both positive and negative results. **Therefore, the sum of the numbers in each column will be larger than the total number of people tested.**

Reporting lab	Inconclusive	Negative	Positive	Percent positive	Total
COLONY CARE CENTER		14	9	39%	23
WALGREENS #10373		22	1	4%	23
COLORADO DEPARTMENT OF HEALTH LABORATORY SERVICES DIVISION			23	100%	23
STATE LAB		2	21	91%	23
NORTH FLORIDA PEDIATRICS - JACKSONVILLE		21	2	9%	23
PENSACOLA PEDIATRICS - PACE		16	7	30%	23
MIDDLETOWN MEDICAL P C		14	9	39%	23
THE RESIDENCE AT TIMBER PINES		23			23
THE TERRACE OF JACKSONVILLE		3	20	87%	23
ISLAND COAST PEDIATRICS PA		22	1	4%	23
MONTEFIORE NEW ROCHELLE HOSPITAL		22	1	4%	23
THE COMMONWEALTH OF MASSACHUSETTS			23	100%	23
EGL GENETIC DIAGNOSTICS		1	22	96%	23
NOBLE SENIOR LIVING		3	20	87%	23
FLAGLER HOSPITAL INC	2		21	91%	23
GIBBENS FAMILY MEDICAL, LLC		16	7	30%	23
PROFESSIONAL URGENT CARE SERVICES		13	10	43%	23
NEW JERSEY		22	1	4%	23
PARK WEST MEDICAL CENTER		22	1	4%	23
THE WATERMARK AT VISTAWILLA		23			23
EASYCARE WALK-IN CLINIC		11	12	52%	23
WEST VOLUSIA FAMILY AND SPORTS MEDICINE		23			23
PANCARE HEALTH - BONIFAY K-8			22	100%	22
FINLAY C. LABORATORY		3	19	86%	22
FIRST CHOICE PEDIATRICS LOOP		20	2	9%	22
MED PLUS FLORENCE		18	4	18%	22
MAYO CLINIC JACKSONVILLE		1	21	95%	22
NORTH CAROLINA DEPARTMENT OF HEALTH & HUMAN SERVICES			22	100%	22
BROOKDALE PHILLIPPI CREEK			22	100%	22
UNION CHD		20	2	9%	22
CHIPOLA MEDICAL ASSOCIATES		4	18	82%	22
RESIDENCE AT BAY VUE		21	1	5%	22
DIACARTA INC.		22			22
LAKEVIEW HEALTH CARE SYSTEMS		8	14	64%	22
VETERANS AFFAIRS MEDICAL CENTER - NEW YORK HARBOR		21	1	5%	22
APOLLO SURGERY CENTER		20	2	9%	22
DUVAL PHARMACY		17	5	23%	22
WESTPAC LABS		1	21	95%	22
LAKELAND REGIONAL HEALTH PABLO		21	1	5%	22
GASTROENTEROLOGY ASSOCIATES OF PENSACOLA PA		20	2	9%	22
SUMTER PEDIATRICS		21	1	5%	22
SARASOTA MEMORIAL NURSING & REHABILITATION CTR		22			22
CHILDREN'S MEDICAL CENTER			22	100%	22
STAT ONE URGENT CARE CENTER			22	100%	22
ASHTON PLACE	2	16	4	18%	22
WARDE MEDICAL LABORATORY		15	7	32%	22

COVID-19: testing by laboratory

Data through Jan 14, 2021 verified as of Jan 15, 2021 at 09:25 AM

Data in this report are provisional and subject to change.

The numbers in the table below represent the number of Florida and non-Florida residents for whom test results were received by the Department of Health. A person can be tested by more than one laboratory and can have both positive and negative results. **Therefore, the sum of the numbers in each column will be larger than the total number of people tested.**

Reporting lab	Inconclusive	Negative	Positive	Percent positive	Total
ROCKLEDEGE REGIONAL MEDICAL CENTER		17	5	23%	22
BROOKDALE UNIVERSITY HOSPITAL		21	1	5%	22
ALAN A SMITH MD LLC		21	1	5%	22
TEN HEALTHCARE		6	16	73%	22
BRANDON COMMUNITY HEALTH CENTER		14	8	36%	22
MILLENNIUM PHYSICIAN GROUP LLC		18	4	18%	22
KINDRED HOSPITAL CENTRAL TAMPA BLOOD GAS		22			22
FLORIDA PEDIATRICS		6	16	73%	22
GOOD SAMARITAN HOSPITAL LABORATORY		19	3	14%	22
EBEIDS MD PEDIATRICS		19	3	14%	22
MOBILE DIVISION LABORATORY		7	15	68%	22
PHYSICIANS CARE		18	3	14%	21
ST PETER'S BENDER LABORATORY		21			21
STEWART MELBOURNE HOSPITAL			21	100%	21
SUNSHINE ASSISTED LIVING		21			21
COASTAL SKIN SURGERY AND DERMATOLOGY		14	7	33%	21
PRIME CARE ONE LLC/HARBORCHASE OF VENICE			21	100%	21
ARDEN COURTS OF WINTER SPRINGS		18	3	14%	21
HUNT CLUB PEDIATRIC ASSOCIATES LLC		19	2	10%	21
SAFARI PEDIATRICS PA		20	1	5%	21
ANDALUSIA HEALTH		10	11	52%	21
MINUTE CLINIC DIAGNOSTIC OF SC, LLC #75		20	1	5%	21
MARION PEDIATRICS PA		16	5	24%	21
LUTHERAN HAVEN EXTENDED CONGREGATE CAR		21			21
UPMC CHAUTAUQUA AT WCA LABORATORY		20	1	5%	21
PHYSICIANS STAT		2	19	90%	21
PUTNAM COUNTY SHERIFFS OFFICE		16	5	24%	21
PATHGROUP			21	100%	21
MOBILE MEDICAL ASSOCIATES PL		9	12	57%	21
BROWARD HEALTH IMPERIAL POINT NURSING			21	100%	21
AMMON ANALYTICAL LABORATORIES		18	3	14%	21
ELAN SPANISH SPRINGS		4	17	81%	21
FAMILY CARE PARTNERS URGENT CARE LLC		15	6	29%	21
AMERICAN ESOTERIC LABORATORIES		6	15	71%	21
JOHNS HOPKINS CHILDREN'S HOSPITAL			21	100%	21
PROFESSIONAL PEDIATRICS		19	2	10%	21
EPIC REFERENCE LABS INC			21	100%	21
WINDERMERE MEDICAL CENTER		18	3	14%	21
NAPHCARE, INC.		11	10	48%	21
ST JUDE CHILDRENS RESEARCH HOSPITAL		21			21
TALLAHASSEE DEVELOPMENTAL CENTER		21			21
CLINICAL PATHOLOGY LABORATORIES SOUTHEAST			21	100%	21
FLORIDA PEDIATRIC GROUP PA		19	2	10%	21
INTERNATIONAL MEDICAL LABORATORY INC		21			21
MINUTECLINIC DIAGNOSTIC OF KANSAS, PA		19	2	10%	21
NICEVILLE URGENT CARE			21	100%	21

COVID-19: testing by laboratory

Data through Jan 14, 2021 verified as of Jan 15, 2021 at 09:25 AM

Data in this report are provisional and subject to change.

The numbers in the table below represent the number of Florida and non-Florida residents for whom test results were received by the Department of Health. A person can be tested by more than one laboratory and can have both positive and negative results. **Therefore, the sum of the numbers in each column will be larger than the total number of people tested.**

Reporting lab	Inconclusive	Negative	Positive	Percent positive	Total
FLORIDA DEPARTMENT OF HEALTH IN WALTON COUNTY		17	4	19%	21
SOUTHEASTERN OUTPATIENT SURGERY CENTER		19	1	5%	20
CL BRUMBACK PRIMARY CARE CLINIC LANTANA		2	18	90%	20
HENDRY REGIONAL CORPORATE HEALTH			20	100%	20
URGENT CARE USA			20	100%	20
URGENT CARE CENTER			20	100%	20
ENGLEWOOD HOSPITAL AND MEDICAL CENTER		16	4	20%	20
LONG TERM CARE OF GULF BREEZE LLC		17	3	15%	20
BAY PEDIATRICS PA		18	2	10%	20
HEALTHY MINORS, LLC.		20			20
MINUTE CLINIC, LLC DBA MINUTECLINIC #4505		19	1	5%	20
REDITUS LABORATORIES			20	100%	20
ALABAMA CLINICS		8	12	60%	20
ROCKLEDGE FAMILY HEALTH			20	100%	20
HEALTHPARK MEDICAL CENTER ABG LAB		19	1	5%	20
MID FLORIDA PATHOLOGY LLC		19	1	5%	20
FLORIDA HOSPITAL LABS		11	9	45%	20
SYNIVERSE WELLNESS CENTER		17	3	15%	20
NCHD		7	13	65%	20
SAMFORD UNIVERSITY HEALTH SERVICES		19	1	5%	20
HEARTLAND HEALTHCARE AND REHAB CENTER			20	100%	20
COUNTY OF LOS ANGELES			20	100%	20
HAZELDEN FLORIDA		20			20
MEDICAL EXPRESS CORP		18	2	10%	20
POINT OF CARE CLINICS PRIMARY CARE		20			20
MINUTECLINIC, LLC #08366		15	5	25%	20
SAN CARLOS PHARMACY		18	2	10%	20
CENTRAL FLORIDA HEALTH CARE INC		2	18	90%	20
INTERCOASTAL MEDICAL GROUP			20	100%	20
NOVANT HEALTH		15	5	25%	20
FAST PACE MEDICAL CLINIC		18	2	10%	20
LAKE WORTH MANOR		19	1	5%	20
NATIONAL MENTOR HEALTHCARE LLC			20	100%	20
Wiregrass Rehabilitation Center and Nursing Home		20			20
GLEN COVE HOSPITAL		20			20
PALMETTO PEDIATRICS			20	100%	20
TGH MEDICAL GROUP LABORATORY CARROLLWOOD			20	100%	20
MADISON COUNTY MEMORIAL HOSPITAL LABORATORY		14	6	30%	20
CARENOW - DOWNTOWN NORTH GULCH		20			20
SEVEN RIVERS REGIONAL MEDICAL CENTER		5	14	74%	19
STONE WASH CLINICAL LABORATORIES		2	17	89%	19
BAYVIEW MEDICAL		19			19
PONCE PLAZA NURSING & REHAB CENTER		4	15	79%	19
Kindred Hospital South Florida Hollywood SNU		18	1	5%	19
Summit Medical Group Westfield Lab		18	1	5%	19
BROOKWOOD BAPTIST MEDICAL CENTER		18	1	5%	19

COVID-19: testing by laboratory

Data through Jan 14, 2021 verified as of Jan 15, 2021 at 09:25 AM

Data in this report are provisional and subject to change.

The numbers in the table below represent the number of Florida and non-Florida residents for whom test results were received by the Department of Health. A person can be tested by more than one laboratory and can have both positive and negative results. **Therefore, the sum of the numbers in each column will be larger than the total number of people tested.**

Reporting lab	Inconclusive	Negative	Positive	Percent positive	Total
ESOTERIX GENETIC LABORATORIES		16	3	16%	19
PINES NURSING HOME		18	1	5%	19
HUNTINGTON STATION URGENT CARE		18	1	5%	19
JENNIFER J CHIAVETTA-GRLSANTI DC		13	6	32%	19
TOTAL ACCESS URGENT CARE			19	100%	19
GREEN GABLES ASSISTED LIVING FACILITY		19			19
LAKE PLACID HEALTH AND REHABILITATION			19	100%	19
SPANISH RIVER HIGH SCHOOL ESE		16	3	16%	19
LAB INTERMARKET FACILITY LAB		1	18	95%	19
ACCESS 365 URGENT CARE		7	12	63%	19
CANTON-POTSDAM HOSPITAL LABORATORY		19			19
MED HEALTH SERVICES		18	1	5%	19
JEFFERSON K-12, A SOMERSET SCHOOL- CLINIC		16	3	16%	19
NANO HEALTH ASSOCIATES LLC		19			19
PENNSYLVANIA DEPARTMENT OF HEALTH BUREAU OF LABORATORIES			19	100%	19
STEWART MEDICAL GROUP INC			19	100%	19
CONNECTDX		4	15	79%	19
ADVENTHEALTH MEDICAL GROUP FAMILY MEDICINE		19			19
VIRTUA		15	4	21%	19
PALMS MEDICAL GROUP - LAKE CITY WEST		3	16	84%	19
MEDEXPRESS - BLOOMIN BRANDS		4	15	79%	19
EMERGENCY PHYSICIANS MEDICAL CENTER LLC		10	9	47%	19
GULFSIDE HOSPICE INC		16	3	16%	19
WEISS PEDIATRIC CARE LLC		14	5	26%	19
COMMUNITY MEDICAL CARE CENTER INC			19	100%	19
LAKE MARY - STIRLING CENTER SUITE 202			19	100%	19
81ST MEDICAL GROUP			19	100%	19
NO NAME		8	11	58%	19
BETHUNE-COOKMAN UNIVERSITY		1	18	95%	19
MERCY MEDICAL URGENT CARE CENTER INC		3	16	84%	19
ADVENT HEALTH EXPRESS		9	10	53%	19
INTEGRATED REGIONAL LABORATORIES - LARGO			19	100%	19
MIAMI CLINICAL RESEARCH CORP			19	100%	19
APOLLO HEALTH & REHABILITATION		14	5	26%	19
SHORE MEMORIAL HOSPITAL		16	3	16%	19
ASURANCE SCIENTIFIC LABORATORIES		18			18
OAKMONTE VILLAGE		17	1	6%	18
MARATHON HEALTH FOR LIFE		16	2	11%	18
DEPT OF VA MEDICAL CENTER - BAY PINES			18	100%	18
GENERAL INTERNAL MEDICINE MEDICAL CTR CLINIC		13	5	28%	18
HARTFORD HOSPITAL ANCILLARY LAB		17	1	6%	18
LONG BEACH URGENT CARE		18			18
JACKSON NORTH MEDICAL CENTER		2	16	89%	18
CLERMONT ADVENTHEALTH CENTRA CARE			18	100%	18
TOTAL RENAL LABORATORIES INC		13	5	28%	18
DAVID LAWRENCE CENTER		15	3	17%	18

COVID-19: testing by laboratory

Data through Jan 14, 2021 verified as of Jan 15, 2021 at 09:25 AM

Data in this report are provisional and subject to change.

The numbers in the table below represent the number of Florida and non-Florida residents for whom test results were received by the Department of Health. A person can be tested by more than one laboratory and can have both positive and negative results. **Therefore, the sum of the numbers in each column will be larger than the total number of people tested.**

Reporting lab	Inconclusive	Negative	Positive	Percent positive	Total
LIFE CARE CENTER OF JACKSONVILLE			18	100%	18
STUART REHABILITATION AND HEALTHCARE		5	13	72%	18
SOUTHCOR LABORATORY		2	16	89%	18
FORT SANDERS REGIONAL LABORATORY		18			18
EASTERN SHORE URGENT CARE		10	8	44%	18
SUMMIT MEDICAL GROUP - 75 E NORTHFIELD		16	2	11%	18
ASSISTED LIVING OF BROWARD		18			18
HARBOUR ISLAND PEDIATRICS		12	6	33%	18
CARESPOT		1	17	94%	18
BARNETT PARK			18	100%	18
UM MILLER SCHOOL OF MEDICINE			18	100%	18
FLORIDA COMMUNITY HEALTH CENTER OF ST. LUCIE		1	17	94%	18
CARESPOT OF NOCATEE			18	100%	18
ESTATES MEDICAL CENTER		12	6	33%	18
GOOD SAMARITAN SOCIETY OF DAYTONA		16	2	11%	18
FAMILY CARE CYPRESS CREEK		1	17	94%	18
ARTHREX MEDICAL CENTER		10	8	44%	18
HOWARD BEACH URGENT CARE		18			18
MARION COUNTY HEALTH DEPARTMENT		17	1	6%	18
MEDEXPRESS URGENT CARE - BLOOMINGTON		16	2	11%	18
MADISON CORE LABORATORIES		17	1	6%	18
NORTH PINELLAS CHILDRENS MEDICAL CENTER			18	100%	18
CARDIOLOGY AND MEDICINE ASSOCIATES INC		18			18
TPCA CLINICAL LABORATORIES		15	3	17%	18
ADVENTHEALTH EXPRESS CARE AT			18	100%	18
HARMONY HEALTH OPCO, LLC		15	3	17%	18
MARTHA'S HOUSE & ASSISTED LIVING FACILITY		18			18
LODGE HEALTH AND REHABILITATION CENTER, THE		17	1	6%	18
DCH REGIONAL MEDICAL CENTER LABORATORY		17	1	6%	18
BOZEMAN HEALTH DEACONESS HOSPITAL		13	5	28%	18
PRIMECARE OF DOTHAN-DALEVILLE CLINIC		14	4	22%	18
MOORINGS PARK OAKSTONE AT GREY OAKS		17	1	6%	18
XPRESS WELLNESS URGENT CARE			18	100%	18
TIMBERLANE LODGE ALF	1	10	7	39%	18
HEALTH MED CENTERS		18			18
LONG TERM CARE OF JAY, LLC			17	100%	17
NEW YORK PRESBYTERIAN - ALLEN HOSPITAL		17			17
THE TRADITION OF THE PALM BEACHES		17			17
ALL PEDIATRIC CARE			17	100%	17
BRIDGEWAY HEALTH CLINICS INC			17	100%	17
ST. JUDES LABORATORIES		12	5	29%	17
TENNESSEE DEPARTMENT OF HEALTH		13	4	24%	17
ROSLYN URGENT CARE		17			17
WALGREEN EASTERN CO, INC		17			17
COAST MED URGENT CARE		16	1	6%	17
ADVENT HEALTH CENTRA CARE - LAKE BUENA VISTA			17	100%	17

COVID-19: testing by laboratory

Data through Jan 14, 2021 verified as of Jan 15, 2021 at 09:25 AM

Data in this report are provisional and subject to change.

The numbers in the table below represent the number of Florida and non-Florida residents for whom test results were received by the Department of Health. A person can be tested by more than one laboratory and can have both positive and negative results. **Therefore, the sum of the numbers in each column will be larger than the total number of people tested.**

Reporting lab	Inconclusive	Negative	Positive	Percent positive	Total
UVMC MICROBIOLOGY		16	1	6%	17
PANCARE HEALTH - BAY COUNTY - YOUNGSTOWN		15	2	12%	17
RESOLVE MOLECULAR DIAGNOSTICS		13	4	24%	17
TIFFANY LAKE CARE CENTERS INC		17			17
Salerno Bay Health & Rehabilitation Center		13	4	24%	17
MICHIGAN DEPARTMENT OF HEALTH AND HUMAN SERVICES			17	100%	17
ST ELIZABETH MEDICAL CENTER LABORATORY		16	1	6%	17
CARE 4 U MANAGEMENT, INC			17	100%	17
WIREGRASS CLINIC LLC		14	3	18%	17
CONSOLIDATED LAB SERVICES		8	9	53%	17
MICHELLE S PAGE MD PA		17			17
MID-FLORIDA PATHOLOGY, LLC		12	5	29%	17
CAPE CORAL HOSPITAL ABG LABORATORY		10	7	41%	17
THE CANOPY AT HARPER LAKE	1		16	94%	17
BAYCARE MEDICAL GROUP INC			17	100%	17
WINTER PARK FAMILY PRACTICE LLC		17			17
BAHIA OAKS LODGE		16	1	6%	17
MAGNOLIA PEDIATRICS		2	15	88%	17
MINUTECLINIC DIAGNOSTIC OF MICHIGAN		15	2	12%	17
URGENT CARE AT LONGWOOD			17	100%	17
JUPITER MEDICAL CENTER			17	100%	17
ASCENSION ST VINCENT'S PRIMARY CARE			17	100%	17
PARKSIDE HEALTH AND REHABILITATION CENTER			17	100%	17
HEALTHCARE NOW			17	100%	17
COMMONWEALTH OF MASSACHUSETTS			17	100%	17
KIVA AT CANTERBURY			17	100%	17
URGENT FAMILY CARE INC		14	3	18%	17
URGENT CARE WEST CLINIC		14	3	18%	17
WALGREENS COVID-19		14	3	18%	17
OCOE PEDIATRICS		13	3	19%	16
AMELIA ASSISTED LIVING FACILITY		16			16
OKEECHOBEE HEALTHCARE FACILITY			16	100%	16
JOSEPH MIGNOGNA		13	3	19%	16
MD NOW MEDICAL CENTERS INC			16	100%	16
ST CATHERINE OF SIENA HOSPITAL		14	2	13%	16
ERIC C MARSHAL MD, PC DBA MINUTECLINIC		15	1	6%	16
MEDEXPRESS URGENT CARE LEWISBURG		15	1	6%	16
BAY STREET PHARMACY		16			16
GARDENS HEALTH NH LLC		16			16
GROWING TOGETHER PEDIATRICS, LLC		12	4	25%	16
MILLENNIUM PHYSICIAN GRP LLC NAPLES PINE RIDGE			16	100%	16
URGENT CARE CLINIC OF LINCOLN		14	2	13%	16
ARCPPOINT LABS OF WEST PALM BEACH			16	100%	16
CRUCIAL CARE		10	6	38%	16
DARDEN WELLNESS CENTER		13	3	19%	16
PRO HEALTH FAMILY PHYSICIANS, NYSTROM		16			16

COVID-19: testing by laboratory

Data through Jan 14, 2021 verified as of Jan 15, 2021 at 09:25 AM

Data in this report are provisional and subject to change.

The numbers in the table below represent the number of Florida and non-Florida residents for whom test results were received by the Department of Health. A person can be tested by more than one laboratory and can have both positive and negative results. **Therefore, the sum of the numbers in each column will be larger than the total number of people tested.**

Reporting lab	Inconclusive	Negative	Positive	Percent positive	Total
MORRIS PARK URGENT CARE		13	3	19%	16
DALE MEDICAL CENTER		11	5	31%	16
BUREAU OF PUBLIC HEALTH		1	15	94%	16
KEYSTYLE LIVING LLC	1	15			16
PINELLAS INTERNAL MEDICINE ASSOCIATES		15	1	6%	16
ALL FLORIDA FAMILY & SPORTS MEDICINE		15	1	6%	16
CAREHERE- LCS LEESBURG			16	100%	16
EXPRESS DOCS LLC			16	100%	16
SRMC AVALON		9	7	44%	16
INTERNAL MEDICINE ASSOCIATES & SPECIALTIES INC		15	1	6%	16
HEALTH CENTRAL HOSPITAL			16	100%	16
FAST TRACK URGENT CARE CENTER - TYRONE			16	100%	16
ADVENT HEALTH - ZEPHYRHILLS			16	100%	16
BONIFAY NURSING AND REHABILITATION CENTER			16	100%	16
REGENEXX TAMPA BAY		14	2	13%	16
FORT CAROLINE GARDENS, INC		14	2	13%	16
MD BEAUTY LABS, PA		15	1	6%	16
REGENCY OAKS HEALTH CENTER		14	2	13%	16
ROADS PEDIATRICS,LLC		14	2	13%	16
COOPER HEALTHCARE		16			16
HUNT CLUB MEDICAL		12	4	25%	16
UR CARE FAMILY AND SPORTS MEDICINE			16	100%	16
BIOREFERENCE LABORATORIES INC		3	13	81%	16
XERA MED RESEARCH			16	100%	16
BLISS HEALTHCARE SERVICES		2	14	88%	16
49D2045214PHYSICIAN OFFICE WAIVER MED EXPRESS URGENT CARE - HARRISONBU		6	9	60%	15
SHELBY BAPTIST MEDICAL CENTER		10	5	33%	15
MILTON 4707		15			15
PROFESSIONAL PARK PEDIATRICS PA			15	100%	15
JESSIE TRICE COMMUNITY HEALTH SYSTEM, INC		1	14	93%	15
HELIX DIAGNOSTICS			15	100%	15
LIGHTHOUSE PEDIATRICS OF NAPLES		11	4	27%	15
PANAMA CITY VITAS HOSPICE		15			15
NEWYORK-PRESBYTERIAN/ LAWRENCE HOSPITAL LABORATORY		13	2	13%	15
Sovereign Laboratory Services, LLC		14	1	7%	15
VALLEY IMMEDIATE CARE		13	2	13%	15
HODGES CLUSTER		2	13	87%	15
KEY WEST MEDICAL CENTER	1	14			15
MINUTECLINIC DIAGNOSTIC OF NORTH CAROLINA		15			15
Baldwin Pediatrx		13	2	13%	15
SINAI HOSPITAL OF BALTIMORE		15			15
GLEN OAKS URGENT CARE		15			15
OLIVE BRANCH HEALTH AND REHABILITATION CENTER			15	100%	15
TOTTENVILLE CIRCLE URGENT CARE		15			15
CVS MINUTE CLINIC DIAGNOSTIC OF NORTH CAROL		13	2	13%	15
EASTLAKE PEDIATRICS - TRINITY		15			15

COVID-19: testing by laboratory

Data through Jan 14, 2021 verified as of Jan 15, 2021 at 09:25 AM

Data in this report are provisional and subject to change.

The numbers in the table below represent the number of Florida and non-Florida residents for whom test results were received by the Department of Health. A person can be tested by more than one laboratory and can have both positive and negative results. **Therefore, the sum of the numbers in each column will be larger than the total number of people tested.**

Reporting lab	Inconclusive	Negative	Positive	Percent positive	Total
MARQUES PEDIATRICS			15	100%	15
BROOKDALE ST AUGUSTINE			15	100%	15
TELEVISIT MALABAR PEDIATRICS		5	10	67%	15
AURORA DIAGNOSTICS		3	12	80%	15
NOVANT HEALTH GOHEALTH URGENT CARE-HARRISBURG		8	7	47%	15
ADIRONDACK MEDICAL CENTER		15			15
HOLLEY-NAVARRE MEDICAL CLINIC		5	10	67%	15
DEPT OF VA MED CENTE-WEST PALM BEACH			15	100%	15
MONROE COUNTY DETENTION CENTER			15	100%	15
FAMILY CARE CENTER OF ARLINGTON		10	5	33%	15
Clearwater Center		7	8	53%	15
HALIFAX HEALTH URGENT CARE		2	13	87%	15
ROWLETT MIDDLE ACADEMY		13	2	13%	15
SOUTH CAROLINA DEPT OF HEALTH AND ENVIRONMENT CONTROL		2	13	87%	15
ST VINCENT'S EAST		14	1	7%	15
MEADOWCREST MOLECULAR DIAGNOSTICS, LLC			15	100%	15
REGENCY SQUARE MALL - SEARS		2	13	87%	15
MORNINGSIDE MANOR & VILLA ADULT CARE C		15			15
SPEARHEAD MEDICAL			15	100%	15
SURFSIDE URGENT CARE		9	6	40%	15
UAH STUDENT HEALTH CENTER		10	5	33%	15
BROOKDALE BRANDON	1	14			15
Z UROLOGY		15			15
FLORIDA ENDOSCOPY & SURGERU CTR LLC		15			15
EXPRESS FAMILY CARE LLC			15	100%	15
ORLANDO HEALTH		2	13	87%	15
CAREHERE LAKE SCHOOLS EMPLOYEE HEALTH CENTER		9	6	40%	15
Bon Secours Maria Manor		11	4	27%	15
MD PLUS URGENT CARE, LLC			15	100%	15
MASSACHUSETTS GENERAL HOSPITAL		1	14	93%	15
FAMILY AND INTERNAL MEDICINE AT AVALON PARK		12	3	20%	15
WELLINGTON FAMILY PRACTICE		13	2	13%	15
DIATHERIX		13	2	13%	15
CHILDRENS MEDICAL CENTER			14	100%	14
ASTORIA HEALTH AND REHABILITATION CENTER		13	1	7%	14
BIO-TECH CLINICAL LABORATORIES INC		14			14
ROBERT H JENKINS JR VETERANS' DOMICILIARY HOME OF		11	3	21%	14
OSCEOLA ALF OPERATOR, LLC DBA□		14			14
GRACE MEDICAL HOME		12	2	14%	14
AUBURN COMMUNITY HOSPITAL		12	2	14%	14
CHARLOTTE CHD PORT CHARLOTTE		11	3	21%	14
GRAND VILLA OF ST. PETERSBURG		12	2	14%	14
SIGNATURE HEALTHCARE OF ORANGE PARK		14			14
Consulate Health Care of Jacksonville			14	100%	14
BOCA SIMON		2	12	86%	14
Belleair Healthcare Center		8	6	43%	14

COVID-19: testing by laboratory

Data through Jan 14, 2021 verified as of Jan 15, 2021 at 09:25 AM

Data in this report are provisional and subject to change.

The numbers in the table below represent the number of Florida and non-Florida residents for whom test results were received by the Department of Health. A person can be tested by more than one laboratory and can have both positive and negative results. **Therefore, the sum of the numbers in each column will be larger than the total number of people tested.**

Reporting lab	Inconclusive	Negative	Positive	Percent positive	Total
ST JOHNS COUNTY DETENTION CENTER		14			14
NORTHWESTERN MEMORIAL HOSPITAL			14	100%	14
BVL PEDIATRICS		14			14
M&V SAN JOSE MEDICAL CENTER			14	100%	14
PRATTVILLE BAPTIST HOSPITAL		11	3	21%	14
BAPTIST MEDICAL CENTER EAST		11	3	21%	14
PATHLINE			14	100%	14
AVOW HOSPICE INC		14			14
HEALTHFIRST ADVENT HEALTH CENTRA CARE COCOA BEACH			14	100%	14
ALAN L MELOTEK MD		14			14
NEW YORK METHODIST HOSPITAL		13	1	7%	14
CLEVELAND CLINIC			14	100%	14
POLK CHD BARTOW		13	1	7%	14
ST JOSEPH HOSPITAL		13	1	7%	14
SOUTHEASTERN UNIVERSITY INC		14			14
MEDEMERGE		13	1	7%	14
OCEANSIDE URGENT CARE		14			14
Wesley Place on Honeysuckle		12	2	14%	14
MINUTECLINIC DIAGNOSTIC OF ILLINOIS L		12	2	14%	14
ADVANCED URGENT CARE		12	2	14%	14
IMA MEDICAL CENTER		5	9	64%	14
PROMEDICA LABORATORIES		11	3	21%	14
WINSHIPS PHARMACY INC		14			14
MINUTECLINIC DIAGNOSTIC OF TN PC #378		13	1	7%	14
SAMIR EBEID MD		14			14
ADVENTHEALTH MEDICAL GROUP FAMILY & INTERNAL		8	6	43%	14
EPIPHANY HEALTH		8	6	43%	14
STATEN ISLAND UNIVERSITY HOSPITAL		13	1	7%	14
MULBERRY'S MOBILE PROVIDER SERVICES LLC			14	100%	14
WALK IN URGENT CARE			14	100%	14
COLLEGE POINT URGENT CARE		12	2	14%	14
FLORIDA HOSPITAL WINTER GARDEN		13	1	7%	14
FUNGAL REFERENCE LABORATORY		12	2	14%	14
ROBERT WOOD JOHNSON UNIVERSITY HOSP		12	2	14%	14
MEDEXPRESS URGENT CARE, MOON TOWNSHIP		13	1	7%	14
BENTON HOUSE OF PORT ORANGE		8	6	43%	14
RAINBOW PEDIATRICS			13	100%	13
Cross Care Center			13	100%	13
BASSETTI & ASSOCIATES, MD, PA			13	100%	13
HOLIDAY MEDICAL ASSOCIATES		1	12	92%	13
WELLMED AT LAKE COPELAND		7	6	46%	13
UNIVERSITY HOSPITAL UC HEALTH		9	4	31%	13
SPRINGWOOD COURT		8	5	38%	13
MINUTECLINIC DIAGNOSTICS MEDICAL GROUP		12	1	8%	13
SHELBY COUNTY HEALTH CARE CORPORATION		10	3	23%	13
OPIS ISLAND LAKE CENTER		13			13

COVID-19: testing by laboratory

Data through Jan 14, 2021 verified as of Jan 15, 2021 at 09:25 AM

Data in this report are provisional and subject to change.

The numbers in the table below represent the number of Florida and non-Florida residents for whom test results were received by the Department of Health. A person can be tested by more than one laboratory and can have both positive and negative results. **Therefore, the sum of the numbers in each column will be larger than the total number of people tested.**

Reporting lab	Inconclusive	Negative	Positive	Percent positive	Total
BETHESDA HEALTH PHYSICIAN GROUP INC			13	100%	13
LUCID DIAGNOSTICS LABS			13	100%	13
IN-OFFICE LAB		12	1	8%	13
ROCKLAND URGENT CARE FAMILY HEALTH NP		13			13
PHELPS HOSPITAL LABORATORY		11	2	15%	13
CAN COMMUNITY HEALTH		13			13
CORE LABORATORY		1	12	92%	13
UC HEALTH UNIVERSITY HOSPITAL		11	2	15%	13
SOUTHEAST FAMILY HEALTHCARE CENTER			13	100%	13
EAR NOSE & THROAT ASSOCIATES OF MANATEE PA		13			13
ST PETERSBURG PEDIATRICS-SEMINOLE		10	3	23%	13
MACKOUL PEDIATRICS FORT MYERS			13	100%	13
ODYSSEY HEALTHCARE OF MARION COUNTY, LLC		13			13
DYNAMIC DNA LAB		1	12	92%	13
FLORIDA STATE HOSPITAL			13	100%	13
MONTEFIORE ST LUKE'S CORNWALL HOSPITAL		10	3	23%	13
THE LODGE AND REHABILITATION CENTER		6	7	54%	13
ESCAMBIA COMMUNITY CLINIC		2	11	85%	13
NORTHWEST FLORIDA SLEEP		1	12	92%	13
JUST FOR KIDS PEDIATRICS		5	8	62%	13
SOUTH NASSAU COMMUNITIES HOSPITAL		10	3	23%	13
BROOKLYN HOSPITAL CENTER DOWNTOWN CAMPUS		13			13
CENTER ONE SURGERY CENTER		9	4	31%	13
HUDSON VALLEY HOSPITAL CENTER LABORATORY		12	1	8%	13
CLEVELAND CLINIC FLORIDA		1	12	92%	13
UNIVERSITY LAB			13	100%	13
MIGUEL E TREVINO MD PA		10	3	23%	13
TRINITY MEDICAL ASSOCIATES LLC			13	100%	13
ADVENT HEALTH - DELTONA ER		3	10	77%	13
BAPTIST MEMORIAL HEALTH CARE		11	2	15%	13
PERDIDO URGENT CARE		1	12	92%	13
VILLA OF KINGS AND QUEENS OF DELRAY		13			13
BAY BREEZE HEALTH AND REHABILITATION CENTER		6	7	54%	13
FLORIDA ATLANTIC UNIVERSITY		11	2	15%	13
ALBIBI		1	12	92%	13
HIGHLANDS URGENT CARE			13	100%	13
KRYSTAL BAY NURSING AND REHABILITATION		10	3	23%	13
CVS MINUTE CLINIC DIAGNOSTIC OF TEXAS LLC		10	3	23%	13
ST PETERSBURG PEDIATRICS-MLK JUNIOR BLVD		11	2	15%	13
GERALD J KIVETT MD		13			13
FORT WALTON BEACH DEVELOPMENTAL CENTER		12	1	8%	13
JOSEPH SCHENKER MD PC DBA CENTERS URGENT		11	2	15%	13
TEXAS DEPARTMENT OF STATE HEALTH SERVICES		3	10	77%	13
BROOKDALE MANDARIN CENTRAL			13	100%	13
CLINICAL LABORATORY SERVICES			13	100%	13
Sunnyside Care Center		13			13

COVID-19: testing by laboratory

Data through Jan 14, 2021 verified as of Jan 15, 2021 at 09:25 AM

Data in this report are provisional and subject to change.

The numbers in the table below represent the number of Florida and non-Florida residents for whom test results were received by the Department of Health. A person can be tested by more than one laboratory and can have both positive and negative results. **Therefore, the sum of the numbers in each column will be larger than the total number of people tested.**

Reporting lab	Inconclusive	Negative	Positive	Percent positive	Total
ORANGE REGIONAL MEDICAL CENTER LABORATORY		10	3	23%	13
ROCKLEDGE		3	10	77%	13
BROOKDALE DELAND			13	100%	13
BAYA URGENT CARE LLC		1	12	92%	13
SILVER LAKE PEDIATRICS PA		11	2	15%	13
PARKWEST MEDICAL CENTER		11	2	15%	13
MINUTECLINIC DIAGNOSTIC OF RHODE ISLAND, LLC #590		12	1	8%	13
CAREATC			13	100%	13
RIVERSIDE COTTAGES AT THE SHORES, LLC			13	100%	13
SONATA BOYNTON BEACH		12	1	8%	13
BAPTIST PRIMARY BLACK CREEK SOUTH			13	100%	13
MELBOURNE FAMILY PRACTICE		11	1	8%	12
MEDEXPRESS URGENT CARE - ROBINSON TWP, STEUBENVILLE PIKE		11	1	8%	12
ALWAYS BEST CARE SENIOR SERVICES		10	2	17%	12
GRAND VILLA OF DELAND		9	3	25%	12
MINUTECLINIC #8699		9	3	25%	12
MINUTECLINIC, LLC, DBA MINUTECLINIC #2544		11	1	8%	12
LAKE COUNTY SCHOOLS EMPLOYEE HEALTH CENTER		5	7	58%	12
MINUTE CLINIC DIAGNOSTIC OF VIRGINIA		9	3	25%	12
GLEN OAKS HEALTH AND REHABILITATION CENTER			12	100%	12
ST PETER'S UNIVERSITY HOSPITAL		9	3	25%	12
WACO HHSSURGEWACO	1	10	1	8%	12
EAR NOSE AND THROAT ASSOCIATES OF MANATEE, P.A.		9	3	25%	12
OHIO STATE UNIVERSITY MEDICAL CENTER			12	100%	12
ISLAND LAKE CENTER		4	8	67%	12
MINUTECLINIC, LLC		10	2	17%	12
BRYAN WHITFIELD MEMORIAL HOSPITAL		8	4	33%	12
MINUTECLINIC DIAGNOSTIC PA		11	1	8%	12
VERITAS RESEARCH CORP			12	100%	12
FLORIDA DEPT OF HEALTH		4	8	67%	12
TLC FAMILY CARE HOME INC		12			12
VILLAGES REGIONAL HOSPITAL SURGERY CENTER LLC, THE		10	2	17%	12
FLORIDA DEPARTMENT OF HEALTH IN HILLSBOROUGH COUNTY			12	100%	12
M12297090CV HOLLAND-23D2189684		12			12
MAINSTREET FAMILY SELECT		1	11	92%	12
APPLE DIAGNOSTICS LAB		5	7	58%	12
BRADFORD COUNTY HEALTH DEPARTMENT		12			12
SUMMIT ATLANTIC SURGERY CENTER		12			12
BARTON FAMILY PRACTICE		7	5	42%	12
MINUTECLINIC DIAGNOSTIC OF HAWAII LLC		11	1	8%	12
BLOUNT MEMORIAL HOSPITAL		11	1	8%	12
ANYLABTESTNOW			12	100%	12
MINUTECLINIC MINUTECLINIC #8746		12			12
OHIO CVS STORES, LLC DBA		11	1	8%	12
Citymd Of Lacey		11	1	8%	12
LEON CHD		12			12

COVID-19: testing by laboratory

Data through Jan 14, 2021 verified as of Jan 15, 2021 at 09:25 AM

Data in this report are provisional and subject to change.

The numbers in the table below represent the number of Florida and non-Florida residents for whom test results were received by the Department of Health. A person can be tested by more than one laboratory and can have both positive and negative results. **Therefore, the sum of the numbers in each column will be larger than the total number of people tested.**

Reporting lab	Inconclusive	Negative	Positive	Percent positive	Total
COMMUNITY HEALTH OF SOUTH FLORIDA INC			12	100%	12
INNOVATIVE RESEARCH OF WEST FLORIDA		9	3	25%	12
LAB UNKNOWN		1	11	92%	12
NAPLES GREEN VILLAGE		12			12
FORT HAMILTON URGENT CARE		12			12
WOODHOUSE INC		12			12
WALGREEN		4	8	67%	12
FHCP-PORT ORANGE		3	9	75%	12
MAITLAND PRIMARY CARE		9	3	25%	12
MINUTECLINIC, LLC, DBA MINUTECLINIC #5		10	2	17%	12
SUWANNEE COUNTY JAIL		11	1	8%	12
WORLD WRESTLING ENTERTAINMENT			12	100%	12
MERIDIAN AT WATERWAYS, THE		10	2	17%	12
FAMILY CARE			12	100%	12
PROHEALTH CARE ASSOCIATES MOBILE		9	3	25%	12
Lab MSMC Hialeah			12	100%	12
PRIMARY CARE MEDICINE	1	10	1	8%	12
TNC WALK IN CLINIC		9	3	25%	12
Lady Lake Specialty Care			12	100%	12
STEWART MELBOURNE HOSPITAL, INC	1		11	92%	12
MERCY MEDICAL CENTER		5	7	58%	12
MCWHORTER SCHOOL OF PHARMACY		12			12
VPA PC LAB		12			12
COMPREHENSIVE CHILDCARE ASSOCIATES		8	4	33%	12
ADVANCE URGENT CARE CENTER, LLC			12	100%	12
ACADIAN DIAGNOSTIC LABORATORIES		8	4	33%	12
FLUSHING HOSPITAL MEDICAL CENTER		9	3	25%	12
MINUTECLINIC DIAGNOSTIC OF PENNSYLVANIA		12			12
ST CLOUD MEDICAL GROUP		10	2	17%	12
LIFE CARE OF PORT SAINT LUCIE		3	9	75%	12
BROWARD DIALYSIS			12	100%	12
BHA CENTRAL COUNTY CLINIC		1	11	92%	12
PANCARE HEALTH - WEWA ELEMENTARY			12	100%	12
ARDEN COURTS OF LELY PALMS		11	1	8%	12
ADVENT HEALTH - KISSIMMEE		3	9	75%	12
OCALA OAKS REHABILITATION CENTER		7	5	42%	12
BEST MEDICAL CENTER		8	4	33%	12
PREMIER URGENT CARE CENTER LLC			12	100%	12
LONG ISLAND JEWISH VALLEY STREAM		12			12
BAYCARE HEALTH SYSTEMS, LLC			12	100%	12
WAKULLA COUNTY HEALTH DEPARTMENT		5	7	58%	12
IREPERTOIRE_MOL_LAB		12			12
GENTIVA HEALTH SERVICES		11	1	8%	12
MINUTE CLINIC DIAGNOSTIC OF NEW JERSEY		12			12
PBSO WEST PALM FAMILY PRACTICE		1	10	91%	11
SOUTHEASTERN LABORATORY			11	100%	11

COVID-19: testing by laboratory

Data through Jan 14, 2021 verified as of Jan 15, 2021 at 09:25 AM

Data in this report are provisional and subject to change.

The numbers in the table below represent the number of Florida and non-Florida residents for whom test results were received by the Department of Health. A person can be tested by more than one laboratory and can have both positive and negative results. **Therefore, the sum of the numbers in each column will be larger than the total number of people tested.**

Reporting lab	Inconclusive	Negative	Positive	Percent positive	Total
CARESPOT EXPRESS HEALTHCARE			11	100%	11
DIEGO FALLON MD PA		6	5	45%	11
SEMORAN FAMILY HEALTH LLC		10	1	9%	11
St. Annes Nursing Center, St. Annes Residence, Inc.		11			11
MINUTECLINIC DIAGNOSTIC OF MICHIGAN PC		10	1	9%	11
COLORADO DEPARTMENT OF PUBLIC HEALTH AND ENVIRONMENT			11	100%	11
NORTHERN WESTCHESTER HOSPITAL LABORATORY		9	2	18%	11
MOUNT DORA PEDIATRICS		9	2	18%	11
BELLEVUE HOSPITAL CENTER DEPARTMENT		11			11
DMH STEINHATCHEE FAMILY MEDICINE		8	3	27%	11
NORTH FLORIDA EVALUATION AND TREATMENT CENTER		8	3	27%	11
LEHIGH VALLEY HOSPITAL		3	8	73%	11
MORTON PLANT MEASE			11	100%	11
PREMIER LABORATORY SERVICES, LLC		5	6	55%	11
WATSON HEALTHCARE		8	3	27%	11
MI CASA DORADA ASSISTED LIVING FACILIT		11			11
ARDEN COURTS OF PALM HARBOR			11	100%	11
STERLING HOUSE OF PUNTA GORDA		11			11
SOUTH LAKE PEDIATRICS		11			11
DESOTO HEALTH AND REHAB LLC		7	4	36%	11
VIRTUA WEST JERSEY HOSPITAL VOORHEES		9	2	18%	11
MINIMALLY INVASIVE VASCULAR INC		10	1	9%	11
WHITE-WILSON MEDICAL CENTER		11			11
AIM LABORATORIES			11	100%	11
URGENT TEAM		8	3	27%	11
TREASURE COAST URGENT CARE			11	100%	11
ADVENT HEALTH MEDICAL GROUP- FAMILY MEDICINE AT DR. PHILIPS		6	5	45%	11
CARINGTON MANOR		11			11
BAPTIST PRIMARY CARE PONTE VEDRA		6	5	45%	11
SIGMUND LABS LLC		11			11
PINELLAS COUNTY HEALTH DEPARTMENT		2	9	82%	11
MHHS All Lab Subsection		11			11
BAYLOR GENETICS		6	5	45%	11
JOSEF SCHENKER MD PC		11			11
HORIZON MEDICAL GROUP		9	2	18%	11
PALM BEACH PATHOLOGY		9	2	18%	11
FAMILY HEALTH CENTER			11	100%	11
ELITE HOME HEALTH SERVICES		11			11
MEDICAL CENTER AFFILIATES WEST PALM			11	100%	11
JFK MEDICAL CENTER NORTH LAB		1	10	91%	11
UMHC/SYLVESTER AT KENDALL		1	10	91%	11
LAKELAND HILLS CENTER		4	7	64%	11
ACCESS MEDICAL CENTER			11	100%	11
INTERMOUNTAIN CENTRAL LAB		1	10	91%	11
INN AT LAKE SEMINOLE SQUARE, THE		11			11
WELLMED AT PLANT CITY		7	4	36%	11

COVID-19: testing by laboratory

Data through Jan 14, 2021 verified as of Jan 15, 2021 at 09:25 AM

Data in this report are provisional and subject to change.

The numbers in the table below represent the number of Florida and non-Florida residents for whom test results were received by the Department of Health. A person can be tested by more than one laboratory and can have both positive and negative results. **Therefore, the sum of the numbers in each column will be larger than the total number of people tested.**

Reporting lab	Inconclusive	Negative	Positive	Percent positive	Total
ALCOVE ASSISTED LIVING FACILITY		11			11
UNIV OF NORTH ALABAMA HEALTH CENTER		11			11
MEDEXPRESS URGENT CARE-ALTOONA		9	2	18%	11
Jupiter Medical Center Pavilion		10	1	9%	11
LYSTER ACH FT RUCKER AL		10	1	9%	11
WANTAGH URGENT CARE		8	3	27%	11
CARE FAST MURABELLA		7	4	36%	11
WINTER PARK CARE AND REHABILITATION			11	100%	11
UNIVERSITY CENTRA CARE		10	1	9%	11
REDMED CLINIC OF ARLINGTON		10	1	9%	11
TELEVISIT PALM BAY FAMILY PRACTICE		9	2	18%	11
QUOTIENT SCIENCES LABS LLC			11	100%	11
FAMILY PRACTICE ON THE GO		6	5	45%	11
THE TERRACE OF SAINT CLOUD		9	2	18%	11
DOCTORS MEDICAL CENTER OF WALTON COUNTY CLINIC			11	100%	11
NIGHT LITE PEDIATRICS CENTER, LLC		1	10	91%	11
OPTUMCARE SOUTH FLORIDA, LLC		8	3	27%	11
MINUTECLINIC DIAGNOSTIC OF NORTH CAROLINA PC		9	2	18%	11
TROPICANA		5	6	55%	11
FIRST CHOICE PEDIATRICS INC		10	1	9%	11
PRIMECARE ACQUISITION FAMILY PRACTICE INC		11			11
ILLINOIS DEPT OF PUBLIC HEALTH LAB - SPRINGFIELD			10	100%	10
NORTH OKALOOSA PHYSICIAN GROUP		10			10
APPALACHIAN REGIONAL HEALTHCARE SYSTEM		10			10
GENESIS		7	3	30%	10
CARENOW URGENT CARE-BRENTWOOD		8	2	20%	10
CBC LAB		3	7	70%	10
ONEIDA HEALTHCARE CENTER		8	2	20%	10
PBC PREMIER FAMILY HEALTH			10	100%	10
METHODIST MEDICAL CENTER		7	3	30%	10
ADVENT HEALTH - WINTER HAVEN		6	4	40%	10
TOTAL CARE PLUS LLC			10	100%	10
LAKE BALDWIN CBOC		9	1	10%	10
RAINBOW PEDIATRIC CENTER		2	8	80%	10
ACE BIOMEDICAL LABS LLC			10	100%	10
KIDSVILLE PEDIATRICS			10	100%	10
URGENT CARE CENTER AT PINNACLE		4	6	60%	10
Hackensack Umc Mountainside		9	1	10%	10
CERON PEDIATRICS & INTEGRATIVE MEDICIN		10			10
EMERALD COAST HOSPICE - CRESTVIEW		10			10
MEDEXPRESS URGENT CARE - SEMINOLE SQU		9	1	10%	10
GADSDEN REGIONAL MEDICAL CENTER		10			10
MEDEX REGIONAL LABORATORIES LLC		1	9	90%	10
PRORENATA LABS		2	8	80%	10
Maury Regional Hospital		6	4	40%	10
BOCA RATON REGIONAL HOSPITAL LAB			10	100%	10

COVID-19: testing by laboratory

Data through Jan 14, 2021 verified as of Jan 15, 2021 at 09:25 AM

Data in this report are provisional and subject to change.

The numbers in the table below represent the number of Florida and non-Florida residents for whom test results were received by the Department of Health. A person can be tested by more than one laboratory and can have both positive and negative results. **Therefore, the sum of the numbers in each column will be larger than the total number of people tested.**

Reporting lab	Inconclusive	Negative	Positive	Percent positive	Total
AMBRY GENETICS CORPORATION		10			10
CREATIVE TESTING SOLUTIONS		3	7	70%	10
CORONA PATHOLOGY		10			10
MOSOLF PEDIATRICS			10	100%	10
MEYER PEDIATRICS CHTD		10			10
UTAH DEPARTMENT OF HEALTH			10	100%	10
CARENOW URGENT CARE - EAST NASHVILLE		8	2	20%	10
LAKE NONA MEDICAL SERVICES		3	7	70%	10
FLORIDA PRESBYTERIAN HOMES INC		10			10
WELLMED AT SOUTH PARSONS		8	2	20%	10
ISLAND COAST PEDIATRICS IN-HOUSE LAB		10			10
TENNESSEE DEPARTMENT OF HEALTH (TDH) - CENTRAL LABORATORY		2	8	80%	10
VETERNANS ADMINISTRATION			10	100%	10
CLEARWATER EMPLOYEE HEALTH CLINIC		4	6	60%	10
ATLAN		8	2	20%	10
SAMARITAN MEDICAL CENTER		10			10
ASSOCIATES MD CYPRESS CREEK			10	100%	10
FAMILY MEDICINE AT LONGWOOD			10	100%	10
BROWARD HEALTH CARE			10	100%	10
EMERALD COAST PEDIATRICS			10	100%	10
BROOKDALE PANAMA CITY		9	1	10%	10
HCR MANORCARE		10			10
MEDEXPRESS URGENT CARE PARKERSBURG		8	2	20%	10
LAKEWOOD RANCH MEDICAL CENTER CLINICAL LAB			10	100%	10
SAVANNAH MANOR ASSISTED LIVING COMMUNITY			10	100%	10
CVS MINUTE CLINIC		1	9	90%	10
SENIOR HOME CARE INC		10			10
MEDEXPRESS URGENT CARE - TIMBERLAKE		10			10
ARNOT OGDEN MEDICAL CENTER LABORATORY		10			10
VASCONCELLO COHEN MD PA		9	1	10%	10
NEW JERSEY DEPARTMENT OF HEALTH COMMUNICABLE DISEASE SERVICE		3	7	70%	10
COVANCE CENTRAL LABORATORY			10	100%	10
Hialeah Nursing And Rehabilitation Center		6	4	40%	10
THE PLAZA AT PARKSQUARE		10			10
Terrace of Jacksonville			10	100%	10
VITALANT		1	9	90%	10
PARROTT MEDICAL CLINIC			10	100%	10
NORTHWEST FLORIDA ENT, PA		4	6	60%	10
PANCARE HEALTH - VERNON ELEMENTARY			10	100%	10
MACCLENNY NURSING AND REHAB			10	100%	10
HOLMES COUNTY HEALTH DEPARTMENT		4	6	60%	10
BIOTECH CLINICAL LABORATORIES, INC.		1	9	90%	10
BEAUMONT LABORATORY			10	100%	10
COMMUNITY HEALTH CENTER		2	8	80%	10
MEDICAL LABORATORY DIAGNOSTICS			10	100%	10
FAMILY MEDICINE AT HUNTERS CREEK		10			10

COVID-19: testing by laboratory

Data through Jan 14, 2021 verified as of Jan 15, 2021 at 09:25 AM

Data in this report are provisional and subject to change.

The numbers in the table below represent the number of Florida and non-Florida residents for whom test results were received by the Department of Health. A person can be tested by more than one laboratory and can have both positive and negative results. **Therefore, the sum of the numbers in each column will be larger than the total number of people tested.**

Reporting lab	Inconclusive	Negative	Positive	Percent positive	Total
NOVALIFE MEDSPA			10	100%	10
MISSOURI DEPARTMENT OF HEALTH AND SENIOR SERVICES			9	100%	9
CARENOW URGENT CARE-MT JULIET		8	1	11%	9
GCPM MANUAL MICROBIOLOGY		1	8	89%	9
ADVENT HEALTH CENTRA CARE - ORANGE LAKE		1	8	89%	9
MICHIGAN DEPARTMENT OF COMMUNITY HEALTH		1	8	89%	9
TAMPA BAY CONCIERGE DOCTOR, LLC		8	1	11%	9
LAKE NONA MEDICAL SERVICE LLC		9			9
SUWANNEE COUNTY SHERIFF OFFICE		7	2	22%	9
AEGIS MEDICAL GROUP			9	100%	9
MIDMICHIGAN MEDICAL CENTER			9	100%	9
CHILDREN'S HEALTH CENTER INC.		7	2	22%	9
PRECISION GENETICS			9	100%	9
St Joseph's Hospital & Medical Center		8	1	11%	9
AVENTURA HOSPITAL AND MEDICAL CENTER			9	100%	9
NAPHCARE, INC AT MANATEE COUNTY JAIL		9			9
COASTAL FAMILY PRACTICE		6	3	33%	9
NORTHSHORE UNIVERSITY HEALTHSYSTEM EVANSTON HOSPITAL LAB			9	100%	9
MOLECULAR PATHOLOGY LABORATORY			9	100%	9
CENTERPLACE HEALTH			9	100%	9
NATURE COAST REGIONAL MEDICAL CENTER			9	100%	9
THE VILLAGES HEALTH		5	4	44%	9
FIRST CHOICE PEDIATRICS WINTER SPRINGS		9			9
CONSULATE HEALTH CARE OF PENSACOLA			9	100%	9
MC DIAGNOSTIC OF CONNECTICUT, PC #775		8	1	11%	9
TMH PHYSICIAN PARTNERS - MONTICELLO		8	1	11%	9
OUR HOME AT BEACON HILL			9	100%	9
ELTINGVILLE CIRCLE URGENT CARE		9			9
URGENT CARE USA LLC		1	8	89%	9
NEMOURS CHILDREN'S PRIMARY CARE VERO BEACH			9	100%	9
RIVERSIDE MEDICAL GROUP		8	1	11%	9
UNAVAILABLE/UNKNOWN/NO INFORMATION FOUND			9	100%	9
ADVENTHEALTH MEDICAL GROUP CARE CLINIC AT		7	2	22%	9
ERIC C MRSHAL, MD, PC #1842		8	1	11%	9
LOREY ALF		9			9
PLYMOUTH HARBOR INCORPORATED		9			9
CVS MINUTE CLINIC DIAGNOSTIC OF WISCONSIN		9			9
PEDIATRIC HEALTH CARE ALLIANCE			9	100%	9
FLORIDA MEDICAL CLINIC - MULTI SPECIALTY CAMPUS		2	7	78%	9
BLOCK NATION CHASE		4	5	56%	9
MAINSTREET FAMILY CARE			9	100%	9
WOODLAND TOWERS		6	3	33%	9
MEDEXPRESS URGENT CARE - WINCHESTER GATEWAY		7	2	22%	9
LAKE CO EMPLOYEE HEALTH AND WELLNESS CENTER		8	1	11%	9
ADVENTHEALTH MEDICAL GROUP		9			9
WADSWORTH CENTER - DAVID AXELROD INSTITUTE		8	1	11%	9

COVID-19: testing by laboratory

Data through Jan 14, 2021 verified as of Jan 15, 2021 at 09:25 AM

Data in this report are provisional and subject to change.

The numbers in the table below represent the number of Florida and non-Florida residents for whom test results were received by the Department of Health. A person can be tested by more than one laboratory and can have both positive and negative results. **Therefore, the sum of the numbers in each column will be larger than the total number of people tested.**

Reporting lab	Inconclusive	Negative	Positive	Percent positive	Total
CHEMISYS LABORATORIES		1	8	89%	9
SAMARITAN HOSPITAL LABORATORY		8	1	11%	9
LPG PEDIATRICS AT PAGE FIELD		9			9
WESTCHESTER GENERAL HOSPITAL BLOOD GAS LAB			9	100%	9
PARTICLE THEORY LABS		9			9
ANY LAB TEST NOW INC			9	100%	9
LAKEVIEW HEALTH SYSTEMS			9	100%	9
CORNER OAK ESTATE LLC		9			9
BAYFRONT HEALTH ST PETERSBURG		8	1	11%	9
RICHMOND UNIVERSITY MEDICAL CENTER		7	2	22%	9
STATEN ISLAND UNIVERSITY HOSPITAL SEGUINE AVE		9			9
PRIMECARE AT PORT ORANGE			9	100%	9
BAYONET POINT HOSPITAL			9	100%	9
NURSING PLUS OF BROWARD LLC		1	8	89%	9
AMERICAN HEALTH ASSOCIATES INC		1	8	89%	9
VILLAGE PLACE HEALTH AND REHAB		9			9
MINUTE CLINIC LLC #1448		8	1	11%	9
ROSS MEDICAL GROUP			9	100%	9
BAYCARE MEDICAL GROUP INC			9	100%	9
NORTHWEST FLORIDA COMMUNITY HOSPITAL LABORATORY		8	1	11%	9
WEEMS MEMORIAL HOSPITAL		6	3	33%	9
PATEL MEDICAL VENTURES		8	1	11%	9
NORTHBROOK CENTER FOR □		8	1	11%	9
CONCORD LIFE SCIENCES LLC		2	7	78%	9
AVALON FAMILY RESORT ASSISTED LIVING LLC		9			9
OPTIMAL CARE PEDIATRICS			9	100%	9
OMNI			9	100%	9
CIAN DIAGNOSTICS			8	100%	8
BAPTIST OUTPATIENT			8	100%	8
MEDEXPRESS URGENT CARE- MARYLAND		8			8
HEALTHMARK REGIONAL HOSPITAL LAB		4	4	50%	8
HOLY NAME MEDICAL CENTER	1	6	1	13%	8
FOUNTAINVIEW BY FIVE STAR QUALITY CARE		7	1	13%	8
ORLANDO HEALTH PHYSICIAN ASSOCIATES		4	4	50%	8
ADVENT HEALTH - FOUR CORNERS ER		8			8
MONTEFIORE MEDICAL CENTER LABORATORIES - WEILER		6	2	25%	8
URGENT TEAM MANAGEMENT OF TENNESSEE		7	1	13%	8
FHCP-ORANGE CITY			8	100%	8
BROOKDALE PENSACOLA		8			8
BEAUMONT EMERGENCY CENTER			8	100%	8
MID-HUDSON VALLEY DIVISION OF WESTCHESTER MEDICAL		8			8
BOCA SIMON LAB		1	7	88%	8
GUARDANT HEALTH		5	3	38%	8
CONSULATE HEALTH CARE		7	1	13%	8
ORANGE PEDIATRICS			8	100%	8
FLORIDA HEART AND VASCULAR MULTISPECIALTY GROUP		8			8

COVID-19: testing by laboratory

Data through Jan 14, 2021 verified as of Jan 15, 2021 at 09:25 AM

Data in this report are provisional and subject to change.

The numbers in the table below represent the number of Florida and non-Florida residents for whom test results were received by the Department of Health. A person can be tested by more than one laboratory and can have both positive and negative results. **Therefore, the sum of the numbers in each column will be larger than the total number of people tested.**

Reporting lab	Inconclusive	Negative	Positive	Percent positive	Total
HARBORCHASE OF DR PHILLIPS		7	1	13%	8
MONTEFIORE MEDICAL CENTER LABORATORIES - NORTH		8			8
CARE HERE		1	7	88%	8
ALLINA HEALTH - ABBOTT NORTHWESTERN HOSPITAL		5	3	38%	8
ST CLOUD PHYSICIAN MANAGMENT LLC		7	1	13%	8
BAPTIST HEALTH			8	100%	8
RED MOUNTAIN DIAGNOSTICS		8			8
Sunset Lake Health and Rehabilitation Center		8			8
FORT PIERCE FAMILY CARE INC		3	5	63%	8
MONROE COUNTY HOSPITAL		6	2	25%	8
JX REF LAB			8	100%	8
LAKES DIALYSIS CENTER INC			8	100%	8
CVS PHARMACY NO 274		8			8
MEADOWCREST FAMILY PHYSICIANS PA			8	100%	8
CLEVELAND TENNESSEE HOSPITAL COMPANY		7	1	13%	8
FLORIDA HOSPITAL PHYSICIAN GROUP		3	5	63%	8
MEDEXPRESS URGENT CARE - CHRISTIANBURG		7	1	13%	8
ST. JOSEPH HOSPITAL AND HEALTH CARE INC.			8	100%	8
CARROLL GARDENS URGENT CARE		8			8
BARTON PARKER OD PC		8			8
MEDEXPRESS URGENT CARE MONACA		8			8
SIDDH INC DBA SAN CARLOS PHARMACY		6	2	25%	8
MEDEXPRESS URGENT CARE - WASHINGTON		6	2	25%	8
WILTON MANORS HEALTH & REHABILITATION CENTER			8	100%	8
THE WOLFF CENTER FOR CHILD & ADOLESCENT HEALTH			8	100%	8
GRAND VILLA OF ALTAMONTE SPRINGS		1	7	88%	8
HUNTINGTON VILLAGE URGENT CARE		8			8
GOLISANO CHILDREN'S HOSPITAL OF SOUTHWEST FLORIDA		6	2	25%	8
MEDEXPRESS URGENT CARE - BENTON HARBOR		8			8
EMERGENCY MEDICAL CENTER		3	5	63%	8
SYLVESTER AT PLANTATION LABORATORY		7	1	13%	8
MINUTECLINIC DIAGNOSTIC OF TN PC #566		7	1	13%	8
DOH-TAMPA BRANCH LABORATORY (MLK BLVD)		4	4	50%	8
MINUTECLINIC DIAGNOSTIC OF LOUISIANA		7	1	13%	8
MINUTE CLINIC LLC #5733		8			8
COLLIER COUNTY HEALTH DEPT.		4	4	50%	8
MINUTECLINIC DIAGNOSTIC OF SOUTH CAROL		7	1	13%	8
JOHNS HOPKINS MEDICAL LABORATORIES		1	7	88%	8
LIFE CARE CITRUS COUNTY			8	100%	8
SURGOINSVILLE PHARMACY		8			8
MEDEXPRESS URGENT CARE-LATROBE		8			8
MEDEXPRESS URGENT CARE - MONROE		8			8
THE MARY IMOGENE BASSETT HOSPITAL		8			8
ALACHUA COUNTY HEALTH DEPARTMENT		1	7	88%	8
MEDEXPRESS URGENT CARE-KATY		5	3	38%	8
X-GENE MOLECULAR LABS		1	7	88%	8

COVID-19: testing by laboratory

Data through Jan 14, 2021 verified as of Jan 15, 2021 at 09:25 AM

Data in this report are provisional and subject to change.

The numbers in the table below represent the number of Florida and non-Florida residents for whom test results were received by the Department of Health. A person can be tested by more than one laboratory and can have both positive and negative results. **Therefore, the sum of the numbers in each column will be larger than the total number of people tested.**

Reporting lab	Inconclusive	Negative	Positive	Percent positive	Total
ACCESS PHARMACY		8			8
MEDEXPRESS URGENT CARE CHARLESTON		5	3	38%	8
MED LABS DIAGNOSTICS		5	3	38%	8
GENEUS DIAGNOSTICS			8	100%	8
INTERNAL MEDICINE ASSOCIATES OF JACKSON HOSPITAL			8	100%	8
ST CHARLES HOSPITAL LABORATORY		8			8
MEDEXPRESS URGENT CARE - LAFAYETTE		7	1	13%	8
FLORIDA CLINICAL LAB		1	7	88%	8
WELLIGENT		1	7	88%	8
NATIONAL GENETICS INST LABCORP		3	5	63%	8
CVS MINUTE CLINIC DIAGNOSTIC MED GRP OF CA		8			8
ROBERT WOOD JOHNSON HOSPITAL		7	1	13%	8
PASSPORT HEALTH OF TAMPA BAY		8			8
Manor Care of Dunedin		6	2	25%	8
CVS MINUTE CLINIC, LLC		6	2	25%	8
PASSPORT HEALTH			8	100%	8
CARENOW URGENT CARE-WEST END		6	2	25%	8
ASHRAF MEDICAL GROUP PLLC DBA PULSE M		7	1	13%	8
CHILDREN'S HEALTHCARE OF ATLANTA/EGLESTON		8			8
FAMILY PRACTICE OF DAVIE INC			8	100%	8
GULF COAST MEDICAL GROUP		2	6	75%	8
PENSACOLA CLUSTER			8	100%	8
COLLIER BLVD HMA PHYSICIAN MANAGEMENT,, LLC			8	100%	8
DOCTOR'S IN-HOUSE LAB/COMMUNITY HEALTH CENTERS OF PINELLAS - CLEARWATE			8	100%	8
ORMOND BEACH CENTRA CARE			8	100%	8
WHITE SANDS OUTPATIENT SERVICES (WSOP SERVICES LLC		8			8
GENE STREET LABORATORIES, LLC		6	2	25%	8
MEDEXPRESS URGENT CARE - PANTOPS		7	1	13%	8
DOCTOR'S IN HOUSE LAB			8	100%	8
EXECUTIVE MEDICAL SERVICES		8			8
URGENT CARE & FAMILY PRACTICE CENTER			8	100%	8
CROSSROADS URGENT CARE, PLLC		8			8
PALM BEACH COUNTY HEALTH DEPARTMENT LABORATORY			8	100%	8
HUNTINGTON URGENT CARE		8			8
ATLANTIC CONSOLIDATED LABORATORY		8			8
FLORIDA MENTOR		7	1	13%	8
UNIVERSITY MEDICAL CENTER		8			8
PERSONAL PEDIATRICS PA		6	2	25%	8
WELLMED AT PORT ST LUCIE WEST		6	2	25%	8
NIGHT OWL PEDIATRICS URGENT CARE			8	100%	8
SURGERY CENTER OF CORAL GABLES LLC,THE		7	1	13%	8
QUE		4	3	43%	7
AFC URGENT CARE - CEDAR GROVE		7			7
DORAL URGENT CARE			7	100%	7
STATMED OCALA			7	100%	7
ST VINCENT'S AMBULATORY CARE INC DBA		6	1	14%	7

COVID-19: testing by laboratory

Data through Jan 14, 2021 verified as of Jan 15, 2021 at 09:25 AM

Data in this report are provisional and subject to change.

The numbers in the table below represent the number of Florida and non-Florida residents for whom test results were received by the Department of Health. A person can be tested by more than one laboratory and can have both positive and negative results. **Therefore, the sum of the numbers in each column will be larger than the total number of people tested.**

Reporting lab	Inconclusive	Negative	Positive	Percent positive	Total
CLINIC OF PEDIATRICS & GI MEDICINE INC			7	100%	7
CVS NC187POCT CHARLOTTE		7			7
PBC FOUND CARE INC			7	100%	7
IRL MARKET LAB			7	100%	7
CENTRAL FLORIDA PEDIATRIC URGENT CARE LLC		6	1	14%	7
MEDEXPRESS URGENT CARE - FAYETTEVILLE		5	2	29%	7
NOVANT HEALTH INPATIENT CARE		2	5	71%	7
CARLOS PORTU MD, PLLC			7	100%	7
ADVENTHEALTH MEDICAL GROUP PULMONOLOGY		6	1	14%	7
MONTEFIORE NYACK HOSPITAL AFFILIATED LABORATORY		7			7
SCHOOL OF PHARMACY AND PHARMACEUTICAL		7			7
ECLRS		2	5	71%	7
ARCHBOLD MEMORIAL HOSPITAL/LAB		3	4	57%	7
FLORIDA DIGESTIVE AND LIVER SPECIALIST		7			7
NASSAU COUNTY JAIL		7			7
LUXOR SCIENTIFIC LLC		1	6	86%	7
ORANGE PARK PEDIATRICS		4	3	43%	7
MC DIAGNOSTIC OF CONNECTICUT, PC #1960		7			7
Ocoee Health Care Center		7			7
THOMAS JEFFERSON UNIVERSITY HOSPITAL		4	3	43%	7
BROOKDALE DESTIN		1	6	86%	7
BENSONHURST URGENT CARE		7			7
WYOMING COUNTY COMMUNITY HOSPITAL LABORATORY		7			7
NEW YORK PRESBYTERIAN - LOWER MANHATTAN		7			7
SOUTH CAROLINA DEPARTMENT OF HEALTH			7	100%	7
FLORIDA CENTER FOR DERMATOLOGY LABORATORY			7	100%	7
BAYCARE MEDICAL GROUP		1	6	86%	7
KENDALL REGIONAL MEDICAL CNTR			7	100%	7
MINUTECLINIC DIAGNOSTIC OF TN PC #320		6	1	14%	7
ADVENTHEALTH MEDICAL GROUP PEDIATRICS AT		2	5	71%	7
HEALTH NETWORK LABORATORIES		6	1	14%	7
MERCY HEALTH—MUSKEGON		6	1	14%	7
DIAGNOSTIC CLINIC		6	1	14%	7
MINUTECLINIC, LLC, DBA MINUTECLINIC #6106		5	2	29%	7
HEARTLAND PEDIATRICS OF LAKE PLACID			7	100%	7
HEALTH CARE LABORATORY SERVICES		1	6	86%	7
KEYSTONE PLACE AT NAPLES PRESERVE		4	3	43%	7
NORTH BEACH REHABILITATION CENTER		6	1	14%	7
SEA LEVEL LABS			7	100%	7
FLORIDA HOSPITAL KISSIMMEE		4	3	43%	7
MINUTE CLINIC DIAGNOSTIC OF SC, LLC #42		6	1	14%	7
OCALA FAMILY MEDICAL CENTER		7			7
VALDOSTA FAMILY MEDICINE			7	100%	7
TRUE HEALTH DIAGNOSTICS		1	6	86%	7
BRADENTON PHYSICIANS MEDICAL CENTER			7	100%	7
REHAB AND HEALTHCARE CENTER OF CAPE CORAL		7			7

COVID-19: testing by laboratory

Data through Jan 14, 2021 verified as of Jan 15, 2021 at 09:25 AM

Data in this report are provisional and subject to change.

The numbers in the table below represent the number of Florida and non-Florida residents for whom test results were received by the Department of Health. A person can be tested by more than one laboratory and can have both positive and negative results. **Therefore, the sum of the numbers in each column will be larger than the total number of people tested.**

Reporting lab	Inconclusive	Negative	Positive	Percent positive	Total
TRUE HEALTH		5	2	29%	7
RIVERVIEW REGIONAL MEDICAL CENTER		6	1	14%	7
BAPTIST PEDIATRICS		6	1	14%	7
MEDEXPRESS URGENT CARE - MAPLE DRIVE		7			7
JACKSON CLINIC PA,THE		3	4	57%	7
CVS PHARMACY #8800		5	2	29%	7
BREVARD HEALTH ALLIANCE INC, THE		2	5	71%	7
AVON PARK PEDIATRICS			7	100%	7
MINUTECLINIC DIAGNOSTIC OF TN, PC 374		5	2	29%	7
PUTNAM COUNTY EMERGENCY RESCUE SERVICE		4	3	43%	7
MULBERRY CARE CENTER		4	3	43%	7
OPTIONS FOR SENIORS INC DBA PALM KREST MANOR		5	2	29%	7
SONORA QUEST LABORATORIES			7	100%	7
FLORIDA HOSPITAL WINTER PARK		6	1	14%	7
METROPOLITAN HOSPITAL CENTER		6	1	14%	7
LAB UNKNOW		6	1	14%	7
PALM POINT BEHAVIORAL HEALTH		7			7
WINDSOR OF GAINESVILLE		7			7
ALLEGRO - TAMPA	1	4	2	29%	7
NORTON HEALTHCARE			7	100%	7
CARENOW URGENT CARE-MADISON		7			7
LEPE'S HOUSE			7	100%	7
WATERFORD AT CREEKSIDE, THE			7	100%	7
FREEDOM SQUARE NURSING CENTER□			7	100%	7
ST JUDE LABORATORIES		5	2	29%	7
LAKELAND REGIONAL HEALTH GATEWAY CENTER		7			7
SARASOTA - ROBERT L TAYLOR COMMUNITY CENTER□		1	6	86%	7
JUPITER ISLAND PUBLIC SAFETY		5	2	29%	7
IU HEALTH PATHOLOGY		1	6	86%	7
MEDLABS DIAGNOSTICS		7			7
DALLAS COUNTY HEALTH AND HUMAN SERVICES			7	100%	7
VETERANS AFFAIRS MEDICAL CENTER - OUTPATIENT			7	100%	7
ORANGE PARK PEDIATRIC ASSOCIATES		1	6	86%	7
WILDLIGHT LAB			7	100%	7
RAPID RELIABLE TESTING NY LLC		7			7
CARESOUTH HHA HOLDINGS OF TALLAHASSEE LLC		7			7
RIVER OAKS TREATMENT CENTER			7	100%	7
LAWTON CHILES HEALTH CENTER		1	6	86%	7
MEDEXPRESS URGENT CARE, BUTLER		4	3	43%	7
VERMONT DEPARTMENT OF HEALTH		1	6	86%	7
Rosewood Healthcare and Rehabilitation Center		5	2	29%	7
MAIMONIDES MEDICAL CENTER		5	2	29%	7
WELL-BEING MEDICAL CENTER PLLC		6	1	14%	7
LAKE HOWARD HEIGHTS	1	6			7
PEDIATRICS OF CENTRAL FLORIDA		5	2	29%	7
MEDICANA NURSING AND REHAB CENTER			7	100%	7

COVID-19: testing by laboratory

Data through Jan 14, 2021 verified as of Jan 15, 2021 at 09:25 AM

Data in this report are provisional and subject to change.

The numbers in the table below represent the number of Florida and non-Florida residents for whom test results were received by the Department of Health. A person can be tested by more than one laboratory and can have both positive and negative results. **Therefore, the sum of the numbers in each column will be larger than the total number of people tested.**

Reporting lab	Inconclusive	Negative	Positive	Percent positive	Total
UNIVERSITY OF WASHINGTON MEDICAL CENTER			7	100%	7
ROSEMONT GARDENS INC		7			7
Thermopolis Rehabilitation Wellness		7			7
AZALEA HEALTH		2	5	71%	7
DEBARY HEALTH AND REHABILITATION CENTER		6	1	14%	7
MINUTECLINIC, LLC #4230		6	1	14%	7
ENT AND ALLERGY ASSOCIATES OF FLORIDA LLC		6	1	14%	7
ALACHUA			7	100%	7
GENTRY PARK ORLANDO ASSISTED LIVING		6	1	14%	7
ADVENTIST HEALTH SYSTEM FLORIDA DEPT OF HEALTH		3	4	57%	7
Consulate Health Care of Brandon		7			7
DEPARTMENT OF HEALTH- CITRUS COUNTY			7	100%	7
LYNMOORE,THE		7			7
COMMUNITY MEDICAL AND DENTAL CARE INC		7			7
FAMILY MEDICINE OF WESTON LLC			7	100%	7
LEE COUNTY HEALTH DEPARTMENT		4	3	43%	7
DOCTORS CLINICAL LABORATORY, INC		5	2	29%	7
DOCTOR'S IN-HOUSE LAB/COMMUNITY HEALTH CENTERS OF PINELLAS -PINELLAS P			7	100%	7
HOLY GARDEN ALF, INC.		7			7
DIXIE COUNTY HEALTH DEPARTMENT		5	2	29%	7
PENINSULA CARE AND REHABILITATION CENTER			7	100%	7
SOUTH COM HEALTH CLINIC, DEPT. OF THE ARMY		7			7
CVS HEALTH, #3396		7			7
PALM BEACH CDH - DELRAY BEACH			7	100%	7
HEALTHWORKS MED GROUP OF FLORIDA PA		2	5	71%	7
OPTUM SILVER LAKES			6	100%	6
MEDEXPRESS URGENT CARE-PITTSFIELD		6			6
STAT MEDICAL CLINIC III INC		4	2	33%	6
PROHEALTH MED		1	5	83%	6
RICH STREET GROUP HOME			6	100%	6
SHERMAN-ABRAMS LABORATORY INC		6			6
INDIANA STATE DEPARTMENT OF HEALTH		1	5	83%	6
UT MEMPHIS UNIVERSITY HEALTH SERVICES			6	100%	6
RIVERWOOD CENTER,THE			6	100%	6
FLORIDA HOSPITAL APOPKA		5	1	17%	6
XPRESS URGENT CARE LLC		6			6
VIBRANT AMERICA		4	2	33%	6
ILLINOIS DEPARTMENT OF PUBLIC HEALTH			6	100%	6
ORCHID COVE		2	4	67%	6
MINUTECLINIC DIAGNOSTIC OF TN PC #386		6			6
MEDEXPRESS URGENT CARE - MIDLOTHIAN		6			6
AARK LABORATORY		6			6
INTERNAL MEDICINE LIPID AND WELNNES PRACTICE			6	100%	6
PENN MEDICINE PRINCETON MEDICAL CENTER		6			6
THE CLINIC PREMISE HEALTH			6	100%	6
PATHGROUP LABS, LLC		4	2	33%	6

COVID-19: testing by laboratory

Data through Jan 14, 2021 verified as of Jan 15, 2021 at 09:25 AM

Data in this report are provisional and subject to change.

The numbers in the table below represent the number of Florida and non-Florida residents for whom test results were received by the Department of Health. A person can be tested by more than one laboratory and can have both positive and negative results. **Therefore, the sum of the numbers in each column will be larger than the total number of people tested.**

Reporting lab	Inconclusive	Negative	Positive	Percent positive	Total
THE VILLAGES REGIONAL HOSPITAL FREESTANDING		3	3	50%	6
MINUTECLINIC DIAGNOSTIC MEDICAL GROUP		6			6
MINUTECLINIC DIAGNOSTIC OF TN PC #6415		5	1	17%	6
CONCENTRA			6	100%	6
CAPITAL HEALTH PLAN LABORATORIES			6	100%	6
PUBLIC HEALTH LAB		6			6
CVS MINUTE CLINIC DIAGNOSTIC OF TEXAS,LLC		4	2	33%	6
CAPE CORAL URGENT CARE		3	3	50%	6
BROWARD TRANSITIONAL CENTER			6	100%	6
JERSEY SHORE MEDICAL CENTER		6			6
MEDEXPRESS URGENT CARE - SWANSEA, N ILLINOIS ST		5	1	17%	6
ST VINCENT'S ST CLAIR		3	3	50%	6
PINELLAS 1 HOME HEALTH CARE CORP		6			6
GRACE REHABILITATION CENTER OF VERO BEACH		4	2	33%	6
PANCARE HEALTH - HOSFORD SCHOOL			6	100%	6
GENETIC TECHNOLOGICAL INNOVATIONS			6	100%	6
VIGILINT HEALTHCARE		4	2	33%	6
MEDEXPRESS URGENT CARE - STAUNTON		2	4	67%	6
FLORIDA MEDICAL CL ODOM TPA		3	3	50%	6
LANE PEDIATRICS PA			6	100%	6
URGENT TEAM - MUSCLE SHOALS		6			6
ETHOS LABORATORIES		6			6
MINUTECLINIC DIAGNOSTIC OF NORTH		6			6
BETH ISRAEL DEACONESS MEDICAL CENTER			6	100%	6
NOT INDICATED		1	5	83%	6
MINUTECLINIC DIAGNOSTIC OF RHODE ISLAND		4	2	33%	6
CRESTVIEW IMMEDIATE CARE LL			6	100%	6
MIAMI BEACH COMMUNITY HEALTH CENTER INC			6	100%	6
AMERICAN HOUSE FORT MYERS		6			6
MEDEXPRESS URGENT CARE, JOHNSTOWN		5	1	17%	6
CVS MINUTE CLINIC DIAGNOSTIC PA		5	1	17%	6
CITYMD		1	5	83%	6
MIAMI RESCUE MISSION CLINIC INC			6	100%	6
ATMORE NURSING CENTER		5	1	17%	6
BAYCARE ALLIANT HOSPITAL			6	100%	6
MINUTECLINIC DIAGNOSTIC OF NORTH CAROLINA, PC		5	1	17%	6
GLEN FALLS HOSPITAL DEPARTMENT OF PATHOLOGY		6			6
RIVER CITY PRIMARY AND URGENT CARE			6	100%	6
MIRIMUS INC		1	5	83%	6
PALMS, THE		6			6
PULSE & REMEDY LLC			6	100%	6
OSWEGO HOSPITAL LABORATORY		6			6
YORKVILLE PEDIATRIC URGENT CARE		6			6
TEXAS MEDCLINIC			6	100%	6
CLEARWATER PEDIATRIC CARE		1	5	83%	6
NORTHERN DUTCHESS HOSPITAL LABORATORY		5	1	17%	6

COVID-19: testing by laboratory

Data through Jan 14, 2021 verified as of Jan 15, 2021 at 09:25 AM

Data in this report are provisional and subject to change.

The numbers in the table below represent the number of Florida and non-Florida residents for whom test results were received by the Department of Health. A person can be tested by more than one laboratory and can have both positive and negative results. **Therefore, the sum of the numbers in each column will be larger than the total number of people tested.**

Reporting lab	Inconclusive	Negative	Positive	Percent positive	Total
Florida Clinical Laboratory		1	5	83%	6
MEDEXPRESS URGENT CARE - SALEM		3	3	50%	6
ENIGMA DIAGNOSTIC, INC.			6	100%	6
CAREWELL 301 - WARWICK			6	100%	6
MINUTECLINIC DIAGNOSTIC OF TEXAS		5	1	17%	6
MINUTECLINIC DIAGNOSTIC OF NEW JERSEY, LLC # 7069		6			6
HILA BECKERMAN MD LLC		6			6
FLORIDA WOMAN CARE LABORATORY			6	100%	6
CAPRONA GROUP HOME			6	100%	6
ST VINCENT'S CHILTON		4	2	33%	6
BROOKDALE COLONIAL PARK		5	1	17%	6
SAINT PETER'S UNIVERSITY HOSPITAL		6			6
Grand Villa of Deerfield Beach		4	2	33%	6
ALAN SERURE MD		6			6
MINUTECLINIC DIAGNOSTIC OF TN, PC 4992		6			6
CHILDREN'S HOSPITAL OF PHILADELPHIA		5	1	17%	6
CARENOW URGENT CARE-GREEN HILLS		6			6
FIRST COAST CARDIOVASCULAR INSTITUTE PA			6	100%	6
JOHNS HOPKINS ALL CHILDRENS			6	100%	6
Avante at St Cloud, Inc.		6			6
PALMETTO HEALTH ALLIANCE		3	3	50%	6
FLORIDA MEDICAL CLINIC IM MLK		6			6
SUFFRIDGE DRIVE GROUP HOME		6			6
MINUTECLINIC DIAGNOSTIC OF PA, LLC (1036)		5	1	17%	6
MEDEXPRESS URGENT CARE - HOT SPRINGS		6			6
AIR, LAND & SEA PHYSICALS & CONSULTATIONS, LLC		6			6
MIAMI COMPREHENSIVE MEDICINE GROUP PA		4	2	33%	6
MEDEXPRESS ELKINS		6			6
STEINHATCHEE DRUGS		3	3	50%	6
MEDICAL CENTER AT OCEAN REEF		1	5	83%	6
LUMADOC HEALTH		4	2	33%	6
AMERICAN EAGLE LEESBURG AL LLC DBA VISTA LAKE			6	100%	6
PR HEALTH		1	5	83%	6
ST LUKES ROOSEVELT LABORATORY		6			6
MEDEXPRESS URGENT CARE - BEECH GROVE		5	1	17%	6
ORLANDO MEDICAL CENTER PL			6	100%	6
Northwell Lab		2	4	67%	6
DOH JACKSONVILLE CENTRAL LABORATORY		3	3	50%	6
COLLIER COUNTY JAIL		6			6
UF HEALTH			6	100%	6
DR PHILLIPS MEDICAL WELLNESS CENTER		6			6
IGENEX INC		6			6
VI AT BENTLEY VILLAGE HOME CARE		6			6
UPMC HEALTH SYSTEM		4	2	33%	6
ST LUCIE COUNTY JAIL		6			6
Westchester General Hospital			6	100%	6

COVID-19: testing by laboratory

Data through Jan 14, 2021 verified as of Jan 15, 2021 at 09:25 AM

Data in this report are provisional and subject to change.

The numbers in the table below represent the number of Florida and non-Florida residents for whom test results were received by the Department of Health. A person can be tested by more than one laboratory and can have both positive and negative results. **Therefore, the sum of the numbers in each column will be larger than the total number of people tested.**

Reporting lab	Inconclusive	Negative	Positive	Percent positive	Total
TAMiami LAB MILLENIUM			6	100%	6
BROWARD COUNTY HEALTH DEPT.			6	100%	6
MERCY COLLEGE HEALTH OFFICE		6			6
ABBEY MANOR RETIREMENT RESIDENCE INC		6			6
CVS MINUTE CLINIC DIAGNOSTIC OF TEXAS, LLC		6			6
ADVENT HEALTH APOPKA		2	4	67%	6
CVS MINUTE CLINIC DIAGNOSTIC OF VIRGINIA		6			6
CARENOW URGENT CARE-SOUTHLAKE			6	100%	6
MINUTECLINIC, LLC #05038		6			6
YAZJI PEDIATRIC CARE LLC DBA TUKA PEDIATRICS			6	100%	6
HAVEN HOSPICE			6	100%	6
FLORIDA DEPARTMENT OF HEALTH WASHINGTON COUNTY		3	3	50%	6
FLORIDA MEDICAL SPECIALISTS		2	4	67%	6
BOCA VIPEDIATRICS			6	100%	6
ARLINGTON OF NAPLES		6			6
MEDEXPRESS URGENT CARE - ELM GROVE		5	1	17%	6
SONORAN DESERT PATHOLOGY ASSOCIATES			6	100%	6
VITAS HEALTH INC			6	100%	6
UNILAB		2	4	67%	6
WATAUGA MEDICAL CENTER		4	2	33%	6
LIFE'S SPECIAL MOMENTS INC		6			6
FLORIDA CANCER SPECIALISTS & RESEARCH INSTITUTE		5	1	17%	6
CARE ATC - CITY OF BOYNTON BEACH		2	4	67%	6
BELLE GLADES HEALTH CLINIC			6	100%	6
TIMBER CREEK PEDIATRICS		6			6
CURATIVE CARE CENTER INC		1	5	83%	6
SUNSHINE PEDIATRICS OF CENTRAL FLORIDA PL		4	2	33%	6
BAYSHORE LABORATORY		4	1	20%	5
PARRISH HEALTH CENTER		5			5
ELLIS HOSPITAL LABORATORY		5			5
NOMI HEALTH LAB SERVICES LLC			5	100%	5
UCF STUDENT HEALTH SERVICES LABORATORY		2	3	60%	5
JUPITER ISLAND MEDICAL CLINIC INC		5			5
MINUTECLINIC DIAGNOSTIC OF NEW JERSEY,		5			5
BOCA BIOLISTICS LLC			5	100%	5
BERRYHILL MANOR		5			5
GUTHRIE MEDICAL GROUP LABORATORIES		5			5
CHAMPLAIN VALLEY PHYSICIANS HOSPITAL		3	2	40%	5
MINUTE CLINIC DIAGNOSTIC OF MICHIGAN PC		5			5
INDIAN RIVER PRIMARY CARE PA		5			5
AMERICAN MEDICAL RESPONSE - DENVER		2	3	60%	5
AESTHETIC ENHANCEMENTS		5			5
NEW HAMPSHIRE DEPARTMENT OF HEALTH AND HUMAN SERVICES		3	2	40%	5
MEDEXPRESS URGENT CARE - RICHMOND, NINE MILE RD		5			5
CLEVELAND CLINIC MARTIN HEALTH NURSING & RESTORATIVE		5			5
LEE MEMORIAL HEALTH SYSTEM		2	3	60%	5

COVID-19: testing by laboratory

Data through Jan 14, 2021 verified as of Jan 15, 2021 at 09:25 AM

Data in this report are provisional and subject to change.

The numbers in the table below represent the number of Florida and non-Florida residents for whom test results were received by the Department of Health. A person can be tested by more than one laboratory and can have both positive and negative results. **Therefore, the sum of the numbers in each column will be larger than the total number of people tested.**

Reporting lab	Inconclusive	Negative	Positive	Percent positive	Total
INFECTION CONTROL/ EMPHEALTH		3	2	40%	5
JOE DIMAGGIO CHILDREN'S HOSPITAL		1	4	80%	5
BAPTIST HEALTH - TOWN CENTER			5	100%	5
LABCORP UNSPECIFIED		5			5
ATLANTIC COMMUNITY HIGH SCHOOL		4	1	20%	5
CRESTWOOD MEDICAL CENTER		4	1	20%	5
RUSH UNIVERSITY MEDICAL CENTER LABORATORY			5	100%	5
FHMG_FM AND IM AVALON PARK		1	4	80%	5
EASTCHESTER PEDIATRIC MEDICAL GROUP		5			5
MINUTECLINIC DIAGNOSTIC OF NEW MEXICO		5			5
UNIVERSITY OF MIAMI MILLER SCHOOL OF MEDICINE			5	100%	5
GENEXPERT			5	100%	5
TULLAHOMA HMA, LLC		4	1	20%	5
PEDIATRICS OF CENTRAL FLORIDA – POINCIANA		3	2	40%	5
FRANCES WARDE MEDICAL LABORATORY		2	3	60%	5
COOPER HOSPITAL/UNIVERSITY MEDICAL		5			5
EL PARAISO HOME INC		5			5
WATERTOWN URGENT CARE PLLC		5			5
ORMOND MEDICAL ARTS		3	2	40%	5
Army Residence Community		5			5
GULF COAST VETERANS HCS PANAMA CITY OPC		5			5
MEDEXPRESS URGENT CARE - GLENDALE		5			5
Kennedy University Hospital		5			5
ACCENTCARE		5			5
URGENT CARE OF LONGWOOD			5	100%	5
VITAS HEALTHCARE CORPORATION OF FL			5	100%	5
THE UNIVERSITY OF VERMONT MEDICAL CENTER		4	1	20%	5
PEDIATRICS URGENT CARE, LLC			5	100%	5
LONG ISLAND JEWISH FOREST HILLS HOSPITAL		5			5
BOROPARK URGENT CARE		4	1	20%	5
DEPARTMENT OF HEALTH AND HUMAN SERVICES LANSING			5	100%	5
BEACH HOUSE		5			5
EAST BANK HOSPITAL - UNIVERSITY OF MINNESOTA MEDICAL CENTER			5	100%	5
OPTUMCARE FLORIDA, LLC		3	2	40%	5
WELLINGTON REGIONAL MEDICAL CENTER			5	100%	5
REHABILITATION CENTER AT JUPITER GARDENS		5			5
MEDICAL CENTER OF BLOUNTSTOWN			5	100%	5
KEYSTONE REHABILITATION AND HEALTH CENTER		1	4	80%	5
MINUTECLINIC DIAGNOSTIC OF PENNSYLVANIA, LLD #1545		5			5
TAMPA URGENT CARE			5	100%	5
MINUTECLINIC DIAGNOSTIC OF SC, LLC #2		5			5
WOODHULL MEDICAL AND MENTAL HEALTH CTR		5			5
SOUTHERN OCEAN MEDICAL CENTER		5			5
LAKE NONA PEDIATRICS IN ASSOCIATION WITH NEMOURS		5			5
PUTNAM FAMILY CARE INC			5	100%	5
HOLLY HILL HOME INFUSION SERVICE		5			5

COVID-19: testing by laboratory

Data through Jan 14, 2021 verified as of Jan 15, 2021 at 09:25 AM

Data in this report are provisional and subject to change.

The numbers in the table below represent the number of Florida and non-Florida residents for whom test results were received by the Department of Health. A person can be tested by more than one laboratory and can have both positive and negative results. **Therefore, the sum of the numbers in each column will be larger than the total number of people tested.**

Reporting lab	Inconclusive	Negative	Positive	Percent positive	Total
HILLSBOROUGH COUNTY HEALTH DEPARTMENT			5	100%	5
MCR HEALTH LAWTON CHILES ADMINISTRATION STE A		1	4	80%	5
TANNER MEDICAL CENTER EAST AL		5			5
MICHAEL A VENAZIO MD		5			5
VIERA PEDIATRICS		1	4	80%	5
QUINTON MEMORIAL HEALTH CARE CENTER		5			5
DELIVER MY MEDS CORP		5			5
UNIVERSITY OF CHICAGO MEDICAL CENTER LAB			5	100%	5
MINUTECLINIC MINUTECLINIC #4977		3	2	40%	5
RELIANT IMMUNE DIAGNOSTICS			5	100%	5
MEDEXPRESS URGENT CARE-MUNCIE		5			5
Grand Villa of Clearwater		4	1	20%	5
MEDEXPRESS URGENT CARE MURRYSVILLE		3	2	40%	5
JOSEF SCHENKER MD PC DBA CENTERS URGENT		4	1	20%	5
FHPG_EXP CARE W HILLSBOROUGH			5	100%	5
CIGNA ONSITE HEALTH LLC		1	4	80%	5
SOUTHEASTERN PEDIATRIC ASSOCIATES			5	100%	5
PRECISION LABS LLC		2	3	60%	5
LONGWOOD PEDIATRICS LLC			5	100%	5
BROWNE MEDICAL		5			5
PRECISION DIAGNOSTICS INC - NJ		5			5
MED TECH SERVICES OF PALM BEACH INC		5			5
ST JOSEPH'S HOSPITAL LABORATORY			5	100%	5
Conway Lakes Health and Rehabilitation Center		5			5
URGENT CARE OF ERWIN		5			5
KENILWORTH CARE & REHABILITATION CENTER			5	100%	5
BETHESDA COMMUNITY HEALTH CENTER			5	100%	5
MINUTECLINIC, LLC #1586		3	2	40%	5
MEDEXPRESS URGENT CARE-DUBOIS		5			5
SENIOR LIVING IV SUN CITY LLC		5			5
RHODE ISLAND DEPARTMENT OF HEALTH			5	100%	5
ADVENTHEALTH CAR CENTER APOPKA			5	100%	5
HAWTHORNE INN OF LAKE LAND		5			5
WEST PACIFIC MEDICAL LABORATORY			5	100%	5
Signature Healthcare of Ormond		5			5
CENTREX CLINICAL LABS INC		5			5
DICKSON MEDICAL ASSOCIATES PC PATH LAB		4	1	20%	5
PRIMARY CARE WALK IN CLINIC PLLC			5	100%	5
AEL KNOXVILLE			5	100%	5
CVS MO8590POCT KANSAS CITY		1	4	80%	5
NORTH SHORE HEMATOLOGY-ONCOLOGY ASSOCIATES, PC		5			5
URGENT MEDICAL CENTER INC		2	3	60%	5
NOVANT HEALTH UVA		2	3	60%	5
DAVITA DIALYSIS		4	1	20%	5
MEDEXPRESS URGENT CARE - STATE COLLEGE		4	1	20%	5
NELSON BIOLOGICAL			5	100%	5

COVID-19: testing by laboratory

Data through Jan 14, 2021 verified as of Jan 15, 2021 at 09:25 AM

Data in this report are provisional and subject to change.

The numbers in the table below represent the number of Florida and non-Florida residents for whom test results were received by the Department of Health. A person can be tested by more than one laboratory and can have both positive and negative results. **Therefore, the sum of the numbers in each column will be larger than the total number of people tested.**

Reporting lab	Inconclusive	Negative	Positive	Percent positive	Total
FINLAY		1	4	80%	5
MINUTECLINIC, LLC #244		4	1	20%	5
ST CLOUD COMPOUNDING PHARMACY & WELLNESS CENTER		5			5
MINUTE-CLINIC DIAGNOSTIC OF VIRGINIA, LLC #2003		4	1	20%	5
DR. PHILLIPS MEDICAL WELLNESS CENTER		3	2	40%	5
MEDEXPRESS URGENT CARE-PETERS TWP		5			5
COMMONS AT ORLANDO LUTHERAN TOWERS SNF			5	100%	5
MEDEXPRESS URGENT CARE - HUNTINGTON WE		5			5
Life Care Center of Estero			5	100%	5
RESIDENTIAL PLAZA AT BLUE LAGOON INC		5			5
CAREHERE LCS- EUSTIS			5	100%	5
CYPRESS CREEK MEDICAL CENTER			5	100%	5
LAKE COUNTY DETENTION CENTER		3	2	40%	5
Grand Villa of Dunedin			5	100%	5
ASCENSION ST VINCENT'S CLAY COUNTY			5	100%	5
HENDRY REGIONAL CONVENIENT CARE CENTER			5	100%	5
GRAND VILLA OF ENGLEWOOD		1	4	80%	5
PEDIATRIC URGENT HEALTH CARE			5	100%	5
THE PALMS REHABILITATION AND HEALTHCARE CENTER		5			5
EGL GENETICS DIAGNOSTICS			5	100%	5
FLORIDA DEPARTMENT OF HEALTH - INVERNESS		3	2	40%	5
WATSON THERAPEUTICS		1	4	80%	5
MINUTE-CLINIC DIAGNOSTIC OF VIRGINIA		4	1	20%	5
OMNICARE PHARMACY OF TEXAS 1, LP DBA OMNICARE		5			5
INTERNAL MEDICINE & PRIMARY CARE ASSOCIATES, PLC			5	100%	5
PEDIATRICS OF ALTAMONTE		5			5
GREENVILLE MEMORIAL HOSPITAL LAB			5	100%	5
MEDEXPRESS URGENT CARE PORT HURON		4	1	20%	5
FAMILY CARE MEDICAL CENTER			5	100%	5
MEASE MANOR INC		1	4	80%	5
COMMUNITY HEALTH OF SOUTH FLORIDA			5	100%	5
MEDEXPRESS URGENT CARE - WILLIAMSPORT		4	1	20%	5
DOCS URGENT CARE		1	4	80%	5
MIAMI CANCER INSTITUTE			5	100%	5
MC DIAGNOSTIC OF CONNECTICUT PC #459		5			5
MEDEXPRESS URGENT CARE-NESHANNOCK TWP		4	1	20%	5
URGENT MED INC		3	2	40%	5
BROOKDALE CLERMONT			5	100%	5
BITTINGS APOTHECARY INC		3	2	40%	5
MAGNOLIA PEDIATRICS GROUP LLC			5	100%	5
MANATEE PEDIATRICS			5	100%	5
JOHN T MATHER MEMORIAL HOSPITAL LABORATORY		5			5
APOLLO GARDENS RETIREMENT RESIDENCE CARE		5			5
PRESBYTERIAN HOME		5			5
XRL SXF REF LAB		5			5
DOT DOC SARASOTA		4	1	20%	5

COVID-19: testing by laboratory

Data through Jan 14, 2021 verified as of Jan 15, 2021 at 09:25 AM

Data in this report are provisional and subject to change.

The numbers in the table below represent the number of Florida and non-Florida residents for whom test results were received by the Department of Health. A person can be tested by more than one laboratory and can have both positive and negative results. **Therefore, the sum of the numbers in each column will be larger than the total number of people tested.**

Reporting lab	Inconclusive	Negative	Positive	Percent positive	Total
MEDEXPRESS URGENT CARE - IRVING		5			5
MOUNT SINAI BROOKLYN LABORATORY		4	1	20%	5
CONCENTRA URGENT CARE		1	4	80%	5
HIGH TOWER ALF LLC		5			5
CITIZENS BAPTIST MEDICAL CENTERS LAB		4	1	20%	5
ELITE MD GROUP INC		1	4	80%	5
ORLANDO FAMILY PHYSICIANS			5	100%	5
WESTMINSTER SHORES			5	100%	5
MAXHEALTH		4	1	20%	5
MOBILE RESPONSE DIAGNOSTICS LLC		5			5
HUNTERS CREEK PEDIATRICS		5			5
WAKEMED		1	4	80%	5
FAST PACE MEDICAL CLINIC PLLC		4	1	20%	5
MINUTE CLINIC		1	4	80%	5
NORTHPORT MEDICAL CENTER LAB		5			5
VAIL VALLEY MEDICAL CENTER			5	100%	5
CVS MINUTE CLINIC DIAGNOSTIC OF NEW JERSEY		5			5
LAKEVIEW TERRACE HOME HEALTH SERVICES LLC			5	100%	5
MANATEE COUNTY JAIL		4	1	20%	5
INNOVATIVE COVID-DIVERSEY			5	100%	5
INSPIRED LIVING AT PALM BAY		5			5
BAY COUNTY HEALTH DEPARTMENT		5			5
ST JOSEPH WOMENS HOSPITAL			5	100%	5
UT SOUTHWESTERN MEDICAL CENTER			5	100%	5
BENTLEY VILLAGE II		1	4	80%	5
CORAL LANDING ASSISTED LIVING		5			5
CARL R DARNALL ARMY MEDICAL CENTER			5	100%	5
ST JOHNS BIOMEDICAL LAB		5			5
FLORIDA HOSPITAL LAKE MARY		5			5
SUTTER TRACY COMMUNITY HOSPITAL			5	100%	5
MEDEXPRESS URGENT CARE - BATTLE CREEK		3	2	40%	5
NORTH FLORIDA PEDIATRICS JASPER			5	100%	5
COPELAND MEDICAL CLINIC		3	2	40%	5
INTERMARKET FACILITY			4	100%	4
UNILAB OF DADE INC			4	100%	4
MINUTE-CLINIC DIAGNOSTIC OF VIRGINIA, LLC #794		4			4
URGENT CARE COASTAL GA			4	100%	4
MC DIAGNOSTIC OF CONNECTICUT, PC #1043		4			4
LIFE CARE HOME HEALTH SERVICES LLC		1	3	75%	4
PALM BEACH CANCER INSTITUTE			4	100%	4
PRIMECARE		2	2	50%	4
SOMA MEDICAL CENTER # 4		2	2	50%	4
MEDEXPRESS URGENT CARE - TARENTUM		4			4
PHYSICIANS IMMEDIATE CARE AURORA			4	100%	4
BROOKDALE LAKE ORIENTA			4	100%	4
HEALTHY MINORS PEDIATRIC URGENT CARE		4			4

COVID-19: testing by laboratory

Data through Jan 14, 2021 verified as of Jan 15, 2021 at 09:25 AM

Data in this report are provisional and subject to change.

The numbers in the table below represent the number of Florida and non-Florida residents for whom test results were received by the Department of Health. A person can be tested by more than one laboratory and can have both positive and negative results. **Therefore, the sum of the numbers in each column will be larger than the total number of people tested.**

Reporting lab	Inconclusive	Negative	Positive	Percent positive	Total
LABS PLUS LLC		4			4
WHITE WILSON MEDICAL CENTER NEPHROLOGY			4	100%	4
DTR LABS		3	1	25%	4
COVENIENT CARE MEDICAL CLINIC			4	100%	4
CVS MINUTE CLINIC DIAGNOSTIC MED GRP OF SAN		2	2	50%	4
VIERA FAMILY MEDICINE AND WELLNESS		3	1	25%	4
CAPE COD HOSPITAL			4	100%	4
ST. MARY'S HOSPITAL			4	100%	4
VITAS HEALTHCARE			4	100%	4
MINUTECLINIC DIAG OF IND LLC #8651		3	1	25%	4
CARENOW URGENT CARE-DONELSON		3	1	25%	4
BAYLOR ESOTERIC AND MOLECULAR LAB			4	100%	4
MEDEXPRESS URGENT CARE - CULPEPER		4			4
ELITE MEDICAL CENTER			4	100%	4
METHODIST HOSPITAL			4	100%	4
KANSAS DEPARTMENT OF HEALTH		2	2	50%	4
Grace Rehabilitation of Vero Beach		4			4
AFFINITY URGENT CARE			4	100%	4
DISCOVERY VILLAGE AT DEERWOOD			4	100%	4
CAREWELL 202			4	100%	4
SIMEDHEALTH LLC		2	2	50%	4
FRUITVILLE URGENT CARE			4	100%	4
MEDEXPRESS URGENT CARE - TEAYS VALLEY		3	1	25%	4
MINUTECLINIC DIAGNOSTIC OF VIRGINIA		4			4
LAKE CO SCHOOLS EMPLOYEE HEALTH & WELLNESS CENTER		3	1	25%	4
AHEC CLINIC		1	3	75%	4
MINUTECLINIC DIAGNOSTIC OF VIRGINIA, LLC #1656		4			4
TARPON SPRINGS PEDIATRICS, LLC			4	100%	4
WILLIAM A HINTON STATE LABORATORY INSTITUTE		1	3	75%	4
ALVARO J DANGOND MD PA		4			4
COLLIER HMA PHYSICIAN MANAGEMENT, LLC			4	100%	4
MEDEXPRESS - COLLINSVILLE BELT LINE		3	1	25%	4
MEDEXPRESS URGENT CARE HUNTINGTON		4			4
UW MEDICINE VIROLOGY LAB			4	100%	4
HAMPTON ALF AT 24TH ROAD LLC			4	100%	4
ACCENT PHYSICIAN SPECIALISTS PA		4			4
FCHC (OB)-DARWIN SQUARE CTR.			4	100%	4
BELLIN HEALTH LAB		1	3	75%	4
MINUTE CLINIC LLC #2775		4			4
OCHSNER MEDICAL CENTER			4	100%	4
GENUS DIAGNOSTICS			4	100%	4
WYOMING PUBLIC HEALTH LAB			4	100%	4
LAKE FOREST PARK OP CO LLC		4			4
ORLANDO FAMILY MEDICAL INC		4			4
Millennium Nursing & Rehab Center		4			4
EXPRESS TESTING-ONE			4	100%	4

COVID-19: testing by laboratory

Data through Jan 14, 2021 verified as of Jan 15, 2021 at 09:25 AM

Data in this report are provisional and subject to change.

The numbers in the table below represent the number of Florida and non-Florida residents for whom test results were received by the Department of Health. A person can be tested by more than one laboratory and can have both positive and negative results. **Therefore, the sum of the numbers in each column will be larger than the total number of people tested.**

Reporting lab	Inconclusive	Negative	Positive	Percent positive	Total
GNT ASSOCIATES		3	1	25%	4
PELICAN LANDING		1	3	75%	4
Sunrise Health and Rehabilitation Center			4	100%	4
MEDEXPRESS URGENT CARE MORGANTOWN		4			4
MEDEXPRESS URGENT CARE - MARKHAM STREE		3	1	25%	4
FLORENCE - HUNTSVILLE HOSPITAL URGENT CARE		3	1	25%	4
MINUTE CLINIC DIAGNOSTIC OF NORTH CAROLINA		4			4
NAVAL MEDICAL CENTER SAN DIEGO			4	100%	4
FLORIDA HEALTH CARE PLANS STIRLING CENTER			4	100%	4
NEMOURS CHILDREN'S CLINIC			4	100%	4
KETTERING HEALTH			4	100%	4
SOUTHWESTERN REGIONAL MEDICAL CENTER - TULSA		4			4
THE LITTLE CLINIC			4	100%	4
MINUTECLINIC DIAGNOSTICS OF IND, LLC		4			4
BARBARA O'REILLY MD PA		4			4
ALL CHILDREN'S HOSPITAL DEPT OF GENERAL PEDIATRICS			4	100%	4
THE RETREAT AT PORT ORANGE			4	100%	4
BAYFRONT MEDICAL			4	100%	4
CLAY PRIMARY & FAMILY CARE LLC			4	100%	4
MD NOW URGENT CARE - DELRAY WEST			4	100%	4
OPTUM PRIMARY CARE - FOUNTAIN OAKS			4	100%	4
MEDEXPRESS - NEW CASTLE, DUPONT HWY		4			4
ENCOMPASS HOME HEALTH		4			4
MAILBOX DIAGNOSTICS		2	2	50%	4
MARSHALL MEDICAL CENTER SOUTH LAB		3	1	25%	4
BLOOMINGDALE PEDIATRIC ASSOCIATES PA			4	100%	4
MEDEXPRESS URGENT CARE - MOUNTAIN HOME		3	1	25%	4
BIOTEST PLASMA CENTER		4			4
PHYSICIANS QUALITY CARE			4	100%	4
DOCTORS EXPRESS OF ST PETERSBURG			4	100%	4
MEDEXPRESS URGENT CARE - MBURG COMMONS		4			4
BIG BEND HOSPICE INC		4			4
Avalon Healthcare and Rehabilitation Center			4	100%	4
LAFAYETTE NURSING AND REHAB			4	100%	4
ADVENTHEALTH MEDICAL GROUP PEDIATRIC & ADOLESCENT		3	1	25%	4
COMPASSION PEDIATRICS			4	100%	4
ESTATES MEDICAL CENTER INC			4	100%	4
DEPARTMENT OF HEALTH AND HUMAN SERVICES STATE OF NEW HAMPSHIRE			4	100%	4
BIRMINGHAM VAMC		1	3	75%	4
FLORIDA CANCER SPECIALISTS AND RESEARCH		2	2	50%	4
LEMOYNE COLLEGE WELLNESS CENTER FOR		4			4
IMIC INC RESEARCH			4	100%	4
CARENOW URGENT CARE-HERMITAGE			4	100%	4
KEY TRAINING CENTER			4	100%	4
UNION CITY MANOR NURSING CENTER		4			4
MEDEXPRESS URGENT CARE - MT LEBANON		3	1	25%	4

COVID-19: testing by laboratory

Data through Jan 14, 2021 verified as of Jan 15, 2021 at 09:25 AM

Data in this report are provisional and subject to change.

The numbers in the table below represent the number of Florida and non-Florida residents for whom test results were received by the Department of Health. A person can be tested by more than one laboratory and can have both positive and negative results. **Therefore, the sum of the numbers in each column will be larger than the total number of people tested.**

Reporting lab	Inconclusive	Negative	Positive	Percent positive	Total
VRL LABORATORIES			4	100%	4
MEMORIAL HEALTH CARE SYSTEMS			4	100%	4
NORTHDAL REHABILITATION CENTER			4	100%	4
FLORIDA HEART AND VASCULAR			4	100%	4
REHABILITATION CENTER OF WINTER PARK,THE			4	100%	4
NIGHT LITE PEDIATRICS CENTER		1	3	75%	4
KENTUCKY CABINET FOR HEALTH AND FAMILY SERVICES			4	100%	4
MIAMI MEDICAL CONSULTANT PA			4	100%	4
FLORIDA PREMIER MEDICAL CARE PA			4	100%	4
MARION AND BERNARD L SAMSON NURSING CENTER			4	100%	4
ISLAMORADA VILLAGE OF ISLANDS FIRE RESCUE		4			4
MEDEXPRESS URGENT CARE, FAIRMONT		4			4
MC DIAGNOSTIC OF CONNECTICUT, PC # 257		3	1	25%	4
THE DOCTORS CENTER HEALTHCARE-SOUTHSIDE		1	3	75%	4
MINUTE CLINIC, LLC #1434		4			4
ST BARNABAS HOSPITAL		4			4
MC DIAGNOSTIC OF CONNECTICUT, PC #1966		4			4
MEDEXPRESS URGENT CARE - SOUTH PARKERSBURG		4			4
ORLANDO FAMILY MEDICINE		1	3	75%	4
CVS MINUTE CLINIC DIAGNOSTIC PA #3060		3	1	25%	4
RELIANT ACUTE CARE			4	100%	4
MEDEXPRESS URGENT CARE - KOKOMO		4			4
PEACEHEALTH LABORATORIES		3	1	25%	4
SANFORD SOUTH UNIVERSITY		4			4
ADVENTHEALTH MEDICAL GROUP MULTISPECIALTY			4	100%	4
MEDEXPRESS URGENT CARE - LOGAN		4			4
Heartland of Boynton Beach			4	100%	4
CAMELLIA AT DEERWOOD		1	3	75%	4
OKLAHOMA STATE DEPARTMENT OF HEALTH-PUBLIC HEALTH LABORATORY			4	100%	4
MARSHFIELD LABORATORIES			4	100%	4
SONIC REFERENCE LABORATORY			4	100%	4
MEDEXPRESS URGENT CARE - BLUEFIELD		3	1	25%	4
MINUTECLINIC DIAGNOSTIC OF OKLAHOMA		3	1	25%	4
THONOTOSASSA COMMUNITY HEALTH CENTER		1	3	75%	4
FHCP - ORMOND BEACH			4	100%	4
FLORIDA HOSPITAL ALTAMONTE		2	2	50%	4
DYNAMIC HEALTH CENTERS INC		2	2	50%	4
MINUTECLINIC, LLC, #4160		2	2	50%	4
SOUTH FLORIDA FAMILY HEALTH & RESEARCH CTR			4	100%	4
FIFTH AVENUE PEDIATRICS		3	1	25%	4
FAMILY MEDICINE AT WATERMAN		4			4
CENTERPLACE HEALTH, INC			4	100%	4
Advanced Care Center			4	100%	4
PALM HARBOR DERMATOLOGY		4			4
MEDICINE SHOPPE #1306 THE		3	1	25%	4
WINDSOR OF SAN PABLO, THE		1	3	75%	4

COVID-19: testing by laboratory

Data through Jan 14, 2021 verified as of Jan 15, 2021 at 09:25 AM

Data in this report are provisional and subject to change.

The numbers in the table below represent the number of Florida and non-Florida residents for whom test results were received by the Department of Health. A person can be tested by more than one laboratory and can have both positive and negative results. **Therefore, the sum of the numbers in each column will be larger than the total number of people tested.**

Reporting lab	Inconclusive	Negative	Positive	Percent positive	Total
CHILDREN'S MEDICAL GROUP		4			4
ABSOLUTE HEALTH		4			4
Westminster Manor		3	1	25%	4
CAPTAIN JAMES A. LOVELL FEDERAL HEALTHCARE CENTER			4	100%	4
CVA MINUTE CLINIC DIAGNOSTIC OF VIRGINIA, LLC		4			4
LEON MEDICAL CENTERS, LLC			4	100%	4
VENICE GREEN VILLAGE		3	1	25%	4
NEULIFE NEUROLOGICAL SERVICES LLC			4	100%	4
NORTHEAST ALABAMA REGIONAL MEDICAL CENTER		2	2	50%	4
MEDEXPRESS URGENT CARE - FORT WORTH S		3	1	25%	4
FORSYTH HOUSE			4	100%	4
ENTRUST IMMEDIATE CARE			4	100%	4
MIZELL MEMORIAL HOSPITAL			4	100%	4
PM PEDIATRICS OF BAYSIDE PLLC		4			4
DIAGNOSTECHS		4			4
West Gate Village, LLC		4			4
WESLEY CHAPEL INTERNAL MEDICINE AND PEDIATRICS			4	100%	4
PM PEDIATRICS OF SELDEN		3	1	25%	4
CELERION			4	100%	4
URGENT TEAM - HUNTSVILLE		3	1	25%	4
L3HARRIS FAMILY MEDICAL CENTER			4	100%	4
BRIDGE DIAGNOSTICS			4	100%	4
FLORIDA HEALTHCARE OF ORLANDO			4	100%	4
ARCPPOINT LABS OF FORT LAUDERDALE, FL CENTRAL		1	3	75%	4
GUTHRIE MEDICAL GROUP - CORNING		3	1	25%	4
MINUTECLINIC DIAGNOSTIC OF ILLINOIS		3	1	25%	4
DEPARTMENT OF HEALTH/ NEW YORK			4	100%	4
CDRX INFUSION			4	100%	4
ORLANDO ORTHOPAEDIC OUTPATIENT SURGERY CENTER		1	3	75%	4
PHYSICIANS IMMEDIATE CARE ELGIN			4	100%	4
Walker BaptistMedCtr		3	1	25%	4
WALGREENS #07034		4			4
ACCESS HOME HEALTH OF FLORIDA LLC		4			4
GENEVA GENERAL HOSPITAL LABORATORY		3	1	25%	4
TENDER CARE ALF		4			4
ARKANSAS DEPARTMENT OF HEALTH			4	100%	4
FLORIDA CLINICAL LABORATORY - BIOREFERENCE LABORATORIES		2	2	50%	4
PRL NYC PANDEMIC RESPONSE LAB			4	100%	4
MD ANDERSON			4	100%	4
PUTNAM HOSPITAL CENTER LABORATORY		4			4
MD NOW MEDICAL CENTER INC			4	100%	4
OMNICARE PHARMACY OF TEXAS 1		4			4
DOTHAN PEDIATRIC CLINIC			4	100%	4
SUPERIOR RESIDENCES AT CALA HILLS		4			4
CARENOW URGENT CARE - WINTER SPRINGS		3	1	25%	4
SHEEPSHEAD BAY URGENT CARE		4			4

COVID-19: testing by laboratory

Data through Jan 14, 2021 verified as of Jan 15, 2021 at 09:25 AM

Data in this report are provisional and subject to change.

The numbers in the table below represent the number of Florida and non-Florida residents for whom test results were received by the Department of Health. A person can be tested by more than one laboratory and can have both positive and negative results. **Therefore, the sum of the numbers in each column will be larger than the total number of people tested.**

Reporting lab	Inconclusive	Negative	Positive	Percent positive	Total
MINUTE CLINIC OF KANSAS PA		1	3	75%	4
APEX HOME HEALTH CARE		4			4
PARTNERS PHARMACY OF FLORIDA LLC		4			4
LAKE CONWAY URGENT CARE LLC		2	2	50%	4
MEDEXPRESS - NEWARK		4			4
MINUTECLINIC DIAGNOSTIC OF MINNESOTA		4			4
PANCARE HEALTH YOUNGSTOWN			4	100%	4
BARTON MEMORIAL HOSPITAL		3	1	25%	4
ADVENTHEALTH NEW SMYRNA BEACH COMMUNITY HEALTH			4	100%	4
CAREATC, INC.			4	100%	4
COMPUNET CLINICAL LAB			4	100%	4
CALLAWAY CLINIC		3	1	25%	4
CAPITAL HEALTH LABORATORY INC			4	100%	4
Health Care Center of Jacksonville			4	100%	4
FLAGLER HEALTH SERVICES INC			4	100%	4
CELAL GUROL ERBAY, MD			4	100%	4
BAPTIST HEALTH MEDICAL CENTER			4	100%	4
COLUMBIA MEMORIAL HOSPITAL LABORATORY		4			4
OKLAHOMA STATE UNIVERSITY DIAGNOSTIC LAB			4	100%	4
CARE ONE PRIMARY CARE			4	100%	4
TRUE HEALTH- HOFFNER		3	1	25%	4
RIVERVIEW ALF OPERATOR LLC			4	100%	4
CRESTAR LABS		2	2	50%	4
DYNACARE LABORATORIES			4	100%	4
SIGNATURE CARE EMERGENCY CENTER		2	2	50%	4
Fouraker Hills Rehab and Nursing			4	100%	4
FLORIDA SCHOOL FOR THE DEAF AND THE BLIND			4	100%	4
SHARP MEMORIAL HOSPITAL MICROBIOLOGY DEPT			4	100%	4
RIO PINAR HEALTH CARE			4	100%	4
MEDEXPRESS URGENT CARE - FREDERICK		4			4
REDMED OF CROSSTOWN		1	3	75%	4
DES PLAINES CLINICAL LAB		2	2	50%	4
INTEGRATED FAMILY MEDICAL CENTER			4	100%	4
MINUTE CLINIC DIAGNOSTIC OF TEXAS, LLC		4			4
MEDEXPRESS URGENT CARE - PRINCETON		4			4
MEDEXPRESS URGENT CARE - CLARKSBURG		4			4
CAYUGA COUNTY HEALTH DEPARTMENT		3	1	25%	4
MINUTE CLINIC DIAGNOSTIC OF PENNSYLVANIA		4			4
HEALTH AND WELLNESS CENTER			4	100%	4
UHEALTH UNIVERSITY OF MIAMI			4	100%	4
AHC Decatur County		4			4
A AND R RESEARCH GROUP LLC		2	2	50%	4
MIAMI COMMUNITY HEALTH CENTER INC		1	3	75%	4
MAIN STREET MEDICAL CENTER OF CRESTVIEW PA		1	3	75%	4
COURTYARD GARDENS OF BOYNTON BEACH, LLC		1	3	75%	4
Calusa Harbour			4	100%	4

COVID-19: testing by laboratory

Data through Jan 14, 2021 verified as of Jan 15, 2021 at 09:25 AM

Data in this report are provisional and subject to change.

The numbers in the table below represent the number of Florida and non-Florida residents for whom test results were received by the Department of Health. A person can be tested by more than one laboratory and can have both positive and negative results. **Therefore, the sum of the numbers in each column will be larger than the total number of people tested.**

Reporting lab	Inconclusive	Negative	Positive	Percent positive	Total
CONSULATE HEATH CARE AT WEST ALTAMONTE			4	100%	4
MINUTECLINIC DIAGNOSTIC OF VIRGINIA, LLC #255		4			4
NOVADX		2	2	50%	4
SunTerrace Health Care Center		3	1	25%	4
VITAL CARE URGENT CARE			4	100%	4
HELIX KH UC			4	100%	4
DEVEREUX FLORIDA CHILDRENS CENTER			4	100%	4
ADVENT HEALTH - TUSKAWILLA		4			4
NEWPATH DIAGNOSTICS		4			4
MEMORIAL HEALTHCARE SYSTEM		1	3	75%	4
OVIEDO CHILDRENS HEALTH CENTER LLC		1	3	75%	4
TRIDENT BIOMETRICS		3	1	25%	4
REMISE OCCUPATIONAL HEALTH SOLUTIONS INC			4	100%	4
BENEVA LAKES HEALTHCARE & REHAB CENTER			4	100%	4
MINUTECLINIC, LLC #03965		4			4
MEDEXPRESS URGENT CARE PLEASANT HILLS		3	1	25%	4
GRACE WELLNESS CENTER		2	2	50%	4
PENSACOLA PEDIATRICS MILTON			4	100%	4
CVS MINUTE CLINIC, LLC #22		3	1	25%	4
SOUTHERN LABORATORY SERVICES OF NWF		4			4
MEDEXPRESS URGENT CARE - WEIRTON		4			4
PANCARE HEALTH - PONCE DE LEON			4	100%	4
SIGNATURE CARE MONTROSE		2	2	50%	4
CLINICAL LABORATORIES OF THE BUFFALO		3	1	25%	4
ST ANTHONY'S HOSP PATIENT CARE SERVICE			4	100%	4
UNIVERSITY OF WASHINGTON MEDICAL CENTER (UWMC) EMERGENCY DEPT.			4	100%	4
SOUTHEASTERN REGIONAL MEDICAL CENTER			4	100%	4
MC DIAGNOSTIC OF CONNECTICUT , PC # 3		2	2	50%	4
OHIO DEPARTMENT OF HEALTH			4	100%	4
URGENT CARE - OCONEE		2	2	50%	4
COASTAL COMPLETE CARE			4	100%	4
COMPREHENSIVE CLINICAL RESEARCH, LLC			4	100%	4
MEDEXPRESS URGENT CARE - BECKLEY CROSS		3	1	25%	4
FISHERMEN'S HOSPITAL			4	100%	4
Park Ridge Nursing Center		3	1	25%	4
CVS MINUTE CLINIC DIAGNOSTIC OF TN #6044		4			4
WIREGRASS MEDICAL CENTER			4	100%	4
MINUTECLINIC DIAGNOSTIC OF GEORGIA, LL		4			4
OHIO HEALTH DOCTORS HOSPITAL			3	100%	3
CORTLAND REGIONAL MEDICAL CENTER		3			3
MADISON COUNTY HEALTH DEPARTMENT		3			3
RIVER CITY MEDICAL ASSOCIATES INC			3	100%	3
DEPARTMENT OF PATHOLOGY ROME MEMORIAL		3			3
BROOKDALE ORANGE PARK		3			3
FAMILY TREE DNA			3	100%	3
CVS MINUTE CLINIC DIAG OF IND LLC #5206		2	1	33%	3

COVID-19: testing by laboratory

Data through Jan 14, 2021 verified as of Jan 15, 2021 at 09:25 AM

Data in this report are provisional and subject to change.

The numbers in the table below represent the number of Florida and non-Florida residents for whom test results were received by the Department of Health. A person can be tested by more than one laboratory and can have both positive and negative results. **Therefore, the sum of the numbers in each column will be larger than the total number of people tested.**

Reporting lab	Inconclusive	Negative	Positive	Percent positive	Total
QUEST DIAGNOSTICS PSC			3	100%	3
THOMAS LANGLEY			3	100%	3
INDIANA STATE DEPARTMENT OF HEALTH LABORATORIES			3	100%	3
ADRIANA M CASTRO MD PA		3			3
MINUTECLINIC DIAGNOSTIC OF NORTH CAROLINA PC #7054		3			3
HAVEN HOSPICE IN CHIEFLAND			3	100%	3
ALLIANCE LABS @LRMC			3	100%	3
WYOMING DEPT OF HEALTH			3	100%	3
MINUTECLINIC DIAG OF IND, LLC #2387		3			3
TUFTS MEDICAL CENTER			3	100%	3
SIGNATURE CARE PFLUGERVILLE			3	100%	3
PATHWAY PHARMACY			3	100%	3
HELIX LW UC		1	2	67%	3
REGIONAL MEDICAL LAB			3	100%	3
PATHOLOGY REFERENCE LAB LLC			3	100%	3
BRENTWOOD SENIOR LIVING AT ST PETE			3	100%	3
ADVENT HEALTH - WESTCHASE ER			3	100%	3
MEDEXPRESS URGENT CARE, BELLE VERNON		3			3
RHEA MEDICAL CENTER		3			3
LATCHER LABORATORY OF A O FOX MEMORIAL		2	1	33%	3
IOWA DEPARTMENT OF PUBLIC HEALTH			3	100%	3
MEDEXPRESS URGENT CARE - SUMMERSVILLE, WEBSTER RD		3			3
NORTHERN LIGHT LABORATORY		1	2	67%	3
MEDEXPRESS URGENT CARE - RICHMOND, W BROAD ST		3			3
CVS MINUTE CLINIC DIAGNOSTIC OF TEXAS		3			3
PEDIATRICS BY THE SEA JOG RD OFFICE			3	100%	3
MERCY URGENT CARE			3	100%	3
SEBRING PEDIATRICS LLC			3	100%	3
MONTEFIORE MEDICAL CENTER LABS MONTEFIORE		2	1	33%	3
NORTH DADE NURSING AND REHABILITATION CENTER			3	100%	3
PM PEDIATRICS OF SELDEN PLLC		3			3
DACH MAIN LAB			3	100%	3
AMERICAN SCIENTIFIC LABORATORIES LLC			3	100%	3
PATIENT FIRST - ALLENTOWN			3	100%	3
ST. PETERSBURG PEDIATRICS- 38TH AVENUE			3	100%	3
PANCARE HEALTH - ALTHA PUBLIC			3	100%	3
MINUTECLINIC DIAGNOSTIC OF LOUISIANA,		2	1	33%	3
PREMIER CLINICAL RESEARCH INSTITUTE INC			3	100%	3
LAKE MARY HEALTH AND REHABILITATION CENTER		1	2	67%	3
MINUTECLINIC DIAGNOSTIC OF NEVADA #87		2	1	33%	3
MINUTECLINIC, LLC #7139		3			3
SUN TERRACE HEALTH CARE CENTER			3	100%	3
MEDEXPRESS URGENT CARE-ARLINGTON		2	1	33%	3
TMH PHYSICIAN PARTNERS SOUTHWOOD			3	100%	3
MEDEXPRESS URGENT CARE-HERSHEY		2	1	33%	3
PROPATH			3	100%	3

COVID-19: testing by laboratory

Data through Jan 14, 2021 verified as of Jan 15, 2021 at 09:25 AM

Data in this report are provisional and subject to change.

The numbers in the table below represent the number of Florida and non-Florida residents for whom test results were received by the Department of Health. A person can be tested by more than one laboratory and can have both positive and negative results. **Therefore, the sum of the numbers in each column will be larger than the total number of people tested.**

Reporting lab	Inconclusive	Negative	Positive	Percent positive	Total
CVS SC3838POCT ANDERSON		3			3
HELIX MEDICAL CENTERS		1	2	67%	3
SUNRISE SENIOR LIVING OF JACKSONVILLE			3	100%	3
SURETOX LABORATORY LLC		2	1	33%	3
BOONE DRUG & HEALTHCARE AT DEERFIELD			3	100%	3
JACKSON SOUTH COMMUNITY HOSPITAL LAB			3	100%	3
CELEBRATION PEDIATRICS PA			3	100%	3
ST. LUKE'S HOSPITAL - BETHLEHEM CAMPUS		1	2	67%	3
ALLIED PHYSICIANS GROUP PLLC		3			3
BOLING, STEPHANIE		3			3
HEALTHCARE NETWORK OF SOUTHWEST FLORIDA			3	100%	3
DIXIE COUNTY EMERGENCY SERVICES			3	100%	3
NORTHWEST FLORIDA CLINICAL LAB		1	2	67%	3
COASTAL LABORATORIES OF FLORIDA			3	100%	3
MINUTECLINIC, DIAGNOSTIC OF TEXAS, LL		3			3
MEDICAL UNIVERSITY SC HOSPITAL			3	100%	3
KISSIMMEE URGENT CARE		3			3
HOUSTON METHODIST HOSPITAL			3	100%	3
MINUTECLINIC DIAGNOSTIC OF NORTH CAROLINA PC #5341		2	1	33%	3
BROOKDALE NEW PORT RICHEY			3	100%	3
ADVANCED URGENT CARE OF MARATHON			3	100%	3
KINDRED HOSPITAL OCALA		2	1	33%	3
MINUTECLINIC DIAG OF IND, LLC #6483		1	2	67%	3
PUBLIC HEALTH TRUST OF MIAMI DADE COUNTY			3	100%	3
BETTERMED URGENT CARE			3	100%	3
SEMINOLE FAMILY HEALTH CENTER		3			3
WEST TN HEALTH MED NORTH		3			3
WALGREENS #07502		3			3
LISTENING DOCTOR PLLC, THE			3	100%	3
BETH ISRAEL MEDICAL CENTER LABS		3			3
GRAND VILLA OF ORMOND BEACH		2	1	33%	3
CULLMAN REGIONAL URGENT CARE		2	1	33%	3
APEX CLINICAL LABORATORIES INC		3			3
MEDEXPRESS URGENT CARE - WILKES BARRE		2	1	33%	3
MINUTECLINIC DIAGNOSTIC OF TN PC #6435		3			3
OPTUM PRIMARY CARE - SILVER LAKES			3	100%	3
STATCARE URGENT & WALK IN MEDICAL CARE		2	1	33%	3
GARCIA MORALES NELSON			3	100%	3
ANN STORCK CENTER INC		3			3
CALIFORNIA DEPARTMENT OF PUBLIC HEALTH			3	100%	3
KESHAV RX LLC		3			3
COVENANT PEDIATRICS		1	2	67%	3
LOUISIANA DEPT. OF HEALTH AND HOSPITALS-INFECTIOUS DISEASE EPI SECTION			3	100%	3
FLORIDA GASTROENTEROLOGY ASSOCIATES PA		3			3
ADVANCED PEDIATRICS OF BOCA LLC			3	100%	3
PREMIER FAMILY AND SPORTS MEDICINE		2	1	33%	3

COVID-19: testing by laboratory

Data through Jan 14, 2021 verified as of Jan 15, 2021 at 09:25 AM

Data in this report are provisional and subject to change.

The numbers in the table below represent the number of Florida and non-Florida residents for whom test results were received by the Department of Health. A person can be tested by more than one laboratory and can have both positive and negative results. **Therefore, the sum of the numbers in each column will be larger than the total number of people tested.**

Reporting lab	Inconclusive	Negative	Positive	Percent positive	Total
MINUTECLINIC, LLC #5707		3			3
MEDEXPRESS URGENT CARE MARTINSBURG		2	1	33%	3
NEOGENOMICS LABORATORIES, INC		3			3
BROOKDALE OAKBRIDGE		1	2	67%	3
SOMA MEDICAL CENTER, PA #4 FLORIDA MANGO			3	100%	3
TRUE HEALTH - LAKE UNDERHILL		3			3
MEADOWS AT CYPRESS GARDENS, THE		3			3
MEDEXPRESS URGENT CARE-SCOTT TOWNSHIP		3			3
VIRGINIA DIVISION OF CONSOLIDATED LABORATORIES			3	100%	3
Gulfport Rehabilitation Center			3	100%	3
BRADENTON PHYSICIAN MEDICAL CENTER			3	100%	3
ASPEN VALLEY HOSPITAL			3	100%	3
MOULTRIE CREEK NURSING AND REHAB			3	100%	3
MINUTECLINIC DIAG OF IND LLC #6840		3			3
MICHIGAN HEALTH CLINIC LABORATORIES		2	1	33%	3
YORK HOSPITAL - LABORATORY			3	100%	3
MINUTECLINIC, LLC, DBA MINUTECLINIC #6		3			3
ALOHA HOME CARE LLC DBA ACCENTCARE HOME HEALTH OF		3			3
HAVEN CUSTEAD CARE CENTER			3	100%	3
DANIEL M LIBBY MD PLLC		3			3
MINUTE CLINIC LLC #5706		2	1	33%	3
MANORCARE NURSING & REHABILITATION CENTER-NAPLES		3			3
ERIE COUNTY PUBLIC HEALTH CLINICAL		3			3
COOPER UNIVERSITY HOSPITAL LABORATORY		2	1	33%	3
ACL LABORATORIES INDUSTRIAL TOXICOLOGY			3	100%	3
CARESPOT-WELLINGTON			3	100%	3
SCIENTIFIC LABORATORY DIVISION			3	100%	3
NORTHSIDE HOSPITAL		2	1	33%	3
Cleveland Clinic Weston			3	100%	3
ALLIANCE FOR MULTISPECIALTY RESEARCH		3			3
MEDEXPRESS URGENT CARE - WHEELING		2	1	33%	3
ADVENT HEALTH - TIMBERRIDGE ER		2	1	33%	3
UNC HOSPITAL/MCLENDON CLINICAL LABORATORIES			3	100%	3
ST. CLOUD PHARMACY AND WELLNESS CENTER		3			3
LEESBURG COMMUNITY HEALTH CENTERS			3	100%	3
MINUTECLINIC #2860		3			3
ADVICE FOR OPTIMAL WELLNESS, INC			3	100%	3
RAPID CITY RUGENT CARE			3	100%	3
EXPRESS CARE OF TAMPA BAY LLC		2	1	33%	3
HARBORCHASE OF STUART			3	100%	3
GYN PATH SERVICES			3	100%	3
NORTH DAKOTA DEPT OF HEALTH MICROBIOLOGY		1	2	67%	3
BEEBE MEDICAL CENTER LABORATORY		3			3
Hunterdon Medical Center Laboratory		3			3
SISD EMPLOYEE HEALTH CLINIC			3	100%	3
LIFEHOPE LABS			3	100%	3

COVID-19: testing by laboratory

Data through Jan 14, 2021 verified as of Jan 15, 2021 at 09:25 AM

Data in this report are provisional and subject to change.

The numbers in the table below represent the number of Florida and non-Florida residents for whom test results were received by the Department of Health. A person can be tested by more than one laboratory and can have both positive and negative results. **Therefore, the sum of the numbers in each column will be larger than the total number of people tested.**

Reporting lab	Inconclusive	Negative	Positive	Percent positive	Total
ADVENTHEALTH CENTRA CARE PONCIANA			3	100%	3
TIEHH BIOTERRORISM RESPONSE LAB			3	100%	3
PINELLAS POINT NURSING AND REHAB			3	100%	3
MEDICAL CENTER OF THE ROCKIES			3	100%	3
Life Care Center of Citrus County		2	1	33%	3
COMMUNICABLE DISEASE CONTROL/PUBLIC HEALTH EMERGENCY PREPAREDNESS			3	100%	3
KEY WEST URGENT CARE, INC		3			3
INSPIRA MEDICAL CENTER VINELAND LAB		2	1	33%	3
MONTANA PUBLIC HEALTH LAB			3	100%	3
OHIO DEPARTMENT OF HEALTH LABORATORY		2	1	33%	3
MONROE COUNTY DEPT OF PUBLIC HEALTH ST		3			3
FAMILY MEDICINE AT WINTER PARK			3	100%	3
PALMS WEST HOSPITAL			3	100%	3
BOND & STEELE CLINIC PA D/B/A BOND CLINIC PA		3			3
RPC@HODGES			3	100%	3
MUNSON MEDICAL CENTER			3	100%	3
ALABAMA DEPARTMENT OF PUBLIC HEALTH		1	2	67%	3
ESCO DRUG CO INC		3			3
MID FLORIDA CLINICAL LABORATORY		2	1	33%	3
LEXINGTON MEDICAL CENTER		1	2	67%	3
TERRACE OF ST CLOUD, THE		2	1	33%	3
Rutgers Health Rwj University Hospital - Laboratory		2	1	33%	3
ROANE MEDICAL CENTER		2	1	33%	3
FLORIDA HOSPITAL LABORATORIES		3			3
SENTARA NORFOLK GENERAL HOSPITAL CENTRAL LAB			3	100%	3
TAMPA		1	2	67%	3
DEACONESS HOSPITAL			3	100%	3
SMOKY MOUNTAIN URGENT CARE AND FAMILY MEDICINE CENTER			3	100%	3
ONslow MEMORIAL HOSPITAL LABORATORY		3			3
SANFORD MOBILE LAB			3	100%	3
ST VINCENT'S URGENT CARE		3			3
VILLAGES HEALTH, THE		3			3
TAYLOR MANOR		1	2	67%	3
REELFOOT FAMILY WALK IN CLINIC		2	1	33%	3
US SPECIALTY LABS			3	100%	3
FOX FAMILY PRACTICE		3			3
BNC Medical Investors, LLC Berrien Nursing & Rehabilitation Center		3			3
FHPG FAMILY MEDICAL CENTER OF TAMPA BAY		1	2	67%	3
COMPASSION PEDIATRIC URGENT CARE LLC			3	100%	3
HARLEM HOSPITAL CENTER		3			3
MINUTE CLINIC DIAGNOSTIC OF VIRGINIA, LLC		3			3
MEDICAL SERVICES OF AMERICA HOME HEALTH		3			3
NORTH BROWARD HOSPITAL DISTRICT HEALTHCARE FOR THE HOMELESS			3	100%	3
TARRANT COUNTY PUBLIC HEALTH		3			3
TERRACINA LLC			3	100%	3
SUMTER COUNTY HEALTH DEPARTMENT			3	100%	3

COVID-19: testing by laboratory

Data through Jan 14, 2021 verified as of Jan 15, 2021 at 09:25 AM

Data in this report are provisional and subject to change.

The numbers in the table below represent the number of Florida and non-Florida residents for whom test results were received by the Department of Health. A person can be tested by more than one laboratory and can have both positive and negative results. **Therefore, the sum of the numbers in each column will be larger than the total number of people tested.**

Reporting lab	Inconclusive	Negative	Positive	Percent positive	Total
CROSSVILLE MEDICAL GROUP		1	2	67%	3
PPD - IXLAYER		3			3
DOTHAN WEST FAMILY MEDICINE		2	1	33%	3
MOBIL LAB FOR ALL INC		3			3
MARION COUNTY FIRE RESCUE		3			3
THE CLINIC OF PEDIATRICS & GI MEDICINE, INC			3	100%	3
MEDEXPRESS URGENT CARE - TULSA, S YALE AVE		3			3
Magnolia Health and Rehab Center			3	100%	3
ORLANDO CLINICAL RESEARCH CENTER		3			3
Nashville Central Laboratory		3			3
GAINESVILLE PEDIATRIC ASSOCIATES			3	100%	3
Centrastate Medical Center		2	1	33%	3
PEDIATRICS AND ADOLESCENT MEDICINE		2	1	33%	3
NORTH NAPLES HOSPITAL RESPIRATORY THERAPY DEPARTMENT			3	100%	3
CUMBERLAND MEDICAL CENTER INC		3			3
ALLIANCE PEDIATRICS PA			3	100%	3
FIRST CARE - MIDDLESBORO			3	100%	3
ADVENTHEALTH SEBRING- INFECTION CONTROL DEPARTMENT			3	100%	3
FLORIDA MENTOR-POINT WEST CLUSTER		3			3
PALM BEACH COUNTY FIREFIGHTERS HEALTH CLINIC, LLC			3	100%	3
NEMOURS CHILDRENS PRIMARY CARE HORIZON WEST			3	100%	3
CVS MO3087POCT CREVE COEUR		1	2	67%	3
DISCOVERY VILLAGE AT STUART		1	2	67%	3
LOYOLA UNIVERSITY MEDICAL CENTER LABORATORY			3	100%	3
JS HEALTHCARE		2	1	33%	3
THE PATHOLOGY LABORATORY		1	2	67%	3
VIDANT MEDICAL CENTER			3	100%	3
HEALTHQUEST, INC		2	1	33%	3
MINUTECLINIC DIAGNOSTIC OF MICHIGAN, P		3			3
MINUTECLINIC DIAGNOSTIC OF TN PC #240		3			3
CARENOW URGENT CARE - CENTRAL AUSTIN			3	100%	3
CIGNA PBSO WEST PALM			3	100%	3
HARBOUR'S EDGE		2	1	33%	3
MORTON PLANT NORTH BAY HOSPITAL			3	100%	3
LOVING CARE OF THE TREASURE COAST LLC	1	2			3
OPENTRONS PRL		2	1	33%	3
Broadview Multi-Care Center		3			3
LUVERNE HEALTH AND REHABILITATION		3			3
VITRO MOLECULAR LABORATORIES			3	100%	3
COVID PROCESSING SITE			3	100%	3
MINUTECLINIC, LLC #05814		3			3
Rosedale Green		3			3
Life Care Center of Orlando			3	100%	3
ACCESS HEALTH CARE		2	1	33%	3
VIRTUA MEMORIAL HOSPITAL BURLINGTON COUNTY		1	2	67%	3
MEASE CONTINUING CARE		1	2	67%	3

COVID-19: testing by laboratory

Data through Jan 14, 2021 verified as of Jan 15, 2021 at 09:25 AM

Data in this report are provisional and subject to change.

The numbers in the table below represent the number of Florida and non-Florida residents for whom test results were received by the Department of Health. A person can be tested by more than one laboratory and can have both positive and negative results. **Therefore, the sum of the numbers in each column will be larger than the total number of people tested.**

Reporting lab	Inconclusive	Negative	Positive	Percent positive	Total
ORCHID COVE DAYTONA			3	100%	3
MINUTECLINIC DIAG OF IND LLC #6998		2	1	33%	3
BROOKDALE SENIOR LIVING			3	100%	3
BRANDON REGIONAL EMERGENCY CTR			3	100%	3
LINCOLN MEDICAL CENTER		3			3
SPARROW CENTRAL LAB			3	100%	3
MEDLAB INC		3			3
NEWSTAR MEDICAL LABORATORIES		3			3
GROVES CENTER			3	100%	3
MINUTECLINIC DIAGNOSTIC OF WISCONSIN,		3			3
PROHEALTH PRIMARY CARE - GLEN OAKS		3			3
SIGNATURE URGENT CARE			3	100%	3
NORTHCREST MEDICAL CENTER		1	2	67%	3
PRISMA HEALTH MIDLANDS			3	100%	3
SHANDS AT LAKE SHORE LAB		1	2	67%	3
PINELLAS PARK HEALTH CENTER - PINELLAS CHD		1	2	67%	3
Westside Terrace		3			3
FAMILY TREE MEDICAL GROUP PA		2	1	33%	3
ALPHADERA LABS, LLC			3	100%	3
UNIVERSITY OF MICHIGAN		2	1	33%	3
CAMPAZZI CONCIERGE MEDICAL SERVICES		2	1	33%	3
SJH			3	100%	3
MEDEXPRESS URGENT CARE-PASADENA		3			3
GREATER MOBILE URGENT CARE - SPRINGHILL			3	100%	3
AVANTE INVERNESS		1	2	67%	3
CAREWELL URGENT CARE			3	100%	3
BARONESS ERLANGER HOSPITAL		3			3
Greystone Health Care Center		3			3
GUIDEWELL EMERGENCY MEDICINE DOCTORS LLC			3	100%	3
EMORY BENNETT VETERANS NURSING HOME		3			3
OHIO CVS STORES		3			3
State Lab Unspecifd			3	100%	3
MINUTECLINIC, LLC #1431		2	1	33%	3
ABBOTT DIAGNOSTICS			3	100%	3
Bethany Health and Rehab		3			3
GONZALEZ MD AND ASWAD MD HEALTH SERVICES			3	100%	3
MEDEXPRESS URGENT CARE - WICHITA, S SENECA ST		1	2	67%	3
PLEASANTVILLE OF SEBASTIAN LLC			3	100%	3
LIZS ADULT CARE		3			3
LEWIS COUNTY MANOR		3			3
WELLMED AT APOLLO BEACH BLVD		1	2	67%	3
VELOCITY CARE			3	100%	3
LITTLE SPURS PEDIATRIC URGENT CARE		1	2	67%	3
MPG JACKSONVILLE ATLANTIC BLVD		1	2	67%	3
CORTLAND COUNTY HEALTH DEPARTMENT		3			3
USCG SECTOR ST PETE		1	2	67%	3

COVID-19: testing by laboratory

Data through Jan 14, 2021 verified as of Jan 15, 2021 at 09:25 AM

Data in this report are provisional and subject to change.

The numbers in the table below represent the number of Florida and non-Florida residents for whom test results were received by the Department of Health. A person can be tested by more than one laboratory and can have both positive and negative results. **Therefore, the sum of the numbers in each column will be larger than the total number of people tested.**

Reporting lab	Inconclusive	Negative	Positive	Percent positive	Total
NORTHSIDE HOSPITAL ATLANTA		3			3
GENTLE HANDS MOBILE PHLEBOTOMY			3	100%	3
CULLMAN REGIONAL MEDICAL CENTER		2	1	33%	3
RICHMOND CITY DEPARTMENT OF PUBLIC HEALTH			3	100%	3
ESTERO FIRE RESCUE		3			3
ELITE PRIMARY CARE OF WAYCROSS			3	100%	3
MEDFUSION		2	1	33%	3
MAYO		1	2	67%	3
ST JOSEPHS CHILDRENS OUTREACH			3	100%	3
PHYSICIANS REGIONAL MEDICAL CTR - COLLIER BLVD			3	100%	3
MEDFIRST URGENT CARE			3	100%	3
ST MARYS MEDICAL CENTER			3	100%	3
FLORIDA DEPARTMENT OF HEALTH IN MIAMI DADE COUNTY		2	1	33%	3
SANDGATE GARDENS REHAB & NURSING CENTER		2	1	33%	3
PENSACOLA PEDIATRICS PA - TIGER POINT			3	100%	3
MINUTECLINIC DIAGNOSTIC OF ILLINOIS LL		3			3
MEDEXPRESS URGENT CARE LAVALE		3			3
FLORIDA HOSPITAL PHYSICIANS GROUP		1	2	67%	3
CARENOW-ATASCOCITA			3	100%	3
PROMPT CARE OF CENTRAL FLORIDA LLC			3	100%	3
BAPTIST OUTPATIENT SERVICES			3	100%	3
FELICIDAD MEDICAL CENTER INC			3	100%	3
MEDEXPRESS URGENT CARE - NORTH LITTLE		2	1	33%	3
Gulf Shore Care Center			3	100%	3
ST LUKES HOSPITAL LABORATORY		2	1	33%	3
TERENCE B MITCHELL MD, INC			3	100%	3
CELEBRATION PEDIATRICS			3	100%	3
NEMOURS CHILDRENS PRIMARY CARE MAITLAND			3	100%	3
URGENT DOC - URGENT CARE CLINIC			3	100%	3
MINUTECLINIC INCORPORATE, LLC		3			3
CONSOLIDATED LABORATORY SERVICES			3	100%	3
MEDEXPRESS URGENT CARE- FORT WORTH N T		3			3
MONTANA DEPARTMENT OF PUBLIC HEALTH & HUMAN SERVICES			3	100%	3
CTRS			3	100%	3
VICAR'S LANDING NURSING HOME		2	1	33%	3
ADEPT INPATIENT MEDICAL SERVICES PC		3			3
ORLANDO REGIONAL HEALTH SERVICES		1	2	67%	3
EXETER HOSPITAL		3			3
MEDEXPRESS URGENT CARE SHADYSIDE		3			3
GLADES COUNTY DETENTION CENTER			3	100%	3
SPRING LAKE REHABILITATION CENTER			3	100%	3
NOVANT HEALTH PRESBYTERIAN		2	1	33%	3
CRANES VIEW LODGE			3	100%	3
MINUTECLINIC, LLC, MINUTECLINIC #7637		3			3
SUMNER REGIONAL MEDICAL CENTER		2	1	33%	3
CGH MEDICAL CENTER			3	100%	3

COVID-19: testing by laboratory

Data through Jan 14, 2021 verified as of Jan 15, 2021 at 09:25 AM

Data in this report are provisional and subject to change.

The numbers in the table below represent the number of Florida and non-Florida residents for whom test results were received by the Department of Health. A person can be tested by more than one laboratory and can have both positive and negative results. **Therefore, the sum of the numbers in each column will be larger than the total number of people tested.**

Reporting lab	Inconclusive	Negative	Positive	Percent positive	Total
MEDICAL CENTER ENTERPRISE			3	100%	3
LONG ISLAND UNIVERSITY - POST CAMPUS		3			3
NYC PUBLIC HEALTH LABS			3	100%	3
NITIN BAWA PROFESSIONAL ASSOCIATES			3	100%	3
Lakeview Village		3			3
MINUTECLINIC LLC (1435)		3			3
MINUTECLINIC DIAGNOSTIC MED GRP OF SAN		3			3
VA OUTPATIENT CLINIC-NEW PORT RICHEY			3	100%	3
TIFTON CARECONNECT URGENT CARE			3	100%	3
MARYLAND STATE DEPT OF HEALTH	2		1	33%	3
HUNT CLUB MEDICAL CARE			3	100%	3
WATSON THERAPEUTICS INC			3	100%	3
MEDEXPRESS URGENT CARE, CHAMBERSBURG		2	1	33%	3
SSM HEALTH ST LOUIS MICROBIOLOGY LABORATORY		1	2	67%	3
LAHEY CLINIC MEDICAL CENTER			3	100%	3
MINUTECLINIC DIAGNOSTIC OF MAINE, LLC		2	1	33%	3
SOFTLAB			3	100%	3
FLORIDA MEDICAL ASSOCIATES LLC			3	100%	3
MINUTECLINIC DIAGNOSTIC OF TN PC #242		3			3
EMERALD COAST CENTER			3	100%	3
UNITY HEALTH AND REHABILITATION CENTER			3	100%	3
UNIVERSITY OF MIAMI / SCCC RESEARCH LABORATORY			3	100%	3
ALABAMA DEPT PUBLIC HEALTH			3	100%	3
TMH PHYSICIAN PARTNERS BLOUNTSTOWN			3	100%	3
FLORIDA LABORATORY ANALYSIS, LLC			3	100%	3
HILLVIEW LABORATORY			3	100%	3
FHPG TAMPA PRIMARY CARE			3	100%	3
AUSTIN PUBLIC HEALTH			3	100%	3
HIALEAH SHORES NURSING AND		2	1	33%	3
NC STATE LABORATORY OF PUBLIC HEALTH		3			3
SCHIFF CENTER FOR LIVER DISEASES		1	2	67%	3
BAPTIST PRIMARY CARE, INC.		2	1	33%	3
EP LTC PHARMACY		2	1	33%	3
PARRISH MEDICAL CENTER-WAIVED TESTING		3			3
WINDER NURSING INC DBA WINDER HEALTH CARE		3			3
QUATRACOR PLLC		3			3
Enterprise Health and Rehabilitation Center		3			3
ADVENT HEALTH MEDICAL GROUP FAMILY MEDICINE			3	100%	3
MORGAN STANLEY HEALTH CENTER		3			3
NORTH SHORE HOSP. INFECTION CONTROL			3	100%	3
MEDIC INFUSION PA		3			3
LEE CONVENIENT CARE AT SUMMERLIN			3	100%	3
MEDEXPRESS URGENT CARE - YORK			3	100%	3
CVS HEALTH MINUTE CLINIC			3	100%	3
ADVENT HEALTH - CENTRAL PASCO ER			3	100%	3
MINUTECLINIC, LLC #4682		2	1	33%	3

COVID-19: testing by laboratory

Data through Jan 14, 2021 verified as of Jan 15, 2021 at 09:25 AM

Data in this report are provisional and subject to change.

The numbers in the table below represent the number of Florida and non-Florida residents for whom test results were received by the Department of Health. A person can be tested by more than one laboratory and can have both positive and negative results. **Therefore, the sum of the numbers in each column will be larger than the total number of people tested.**

Reporting lab	Inconclusive	Negative	Positive	Percent positive	Total
MEDEXPRESS URGENT CARE - WALDORF, CRAIN HWY		3			3
PLAINVIEW PRIMARY CARE		3			3
Bainbridge Health and Rehab		3			3
CENTRAL DUPAGE HOSPITAL			3	100%	3
MATHER HOSPITAL			2	100%	2
ST. JOSEPH REGIONAL MEDICAL CENTER			2	100%	2
GINKGO-IXLAYER		2			2
MEDEXPRESS URGENT CARE - LINCOLN N 26T		2			2
KIVA AT MOUNT DORA			2	100%	2
MINUTECLINIC DIAG OF IND, LLC #6910		2			2
EMERALD TRACE		2			2
INTERNAL MEDICINE ASSOCIATES-DUNELLON			2	100%	2
ALVERNO CLINICAL LABORATORIES			2	100%	2
MEMORIAL HERMANN			2	100%	2
FALCON HEALTH CENTER			2	100%	2
MINUTECLINIC DIAGNOSTIC OF TN PC #643		2			2
SOMA MEDICAL CENTER MD PA #7 ATTN PEDIATRICS			2	100%	2
SHELL POINT HOME HEALTH			2	100%	2
Iron County Medical Care Facility		2			2
SANIBEL MEDICAL CLINIC			2	100%	2
MEDEXPRESS - WILMINGTON KIRKWOOD HIGHWAY		2			2
MINUTE CLINIC LLC # 2033		1	1	50%	2
Walgreens #10207		2			2
MARTIN MEDICAL CENTER INC		1	1	50%	2
BERGEN COUNTY SURGICAL AND ENDOSCOPY CENTER		2			2
FLORIDA DEPARTMENT OF HEALTH IN LEE COUNTY		1	1	50%	2
TAMPA INTERNATIONAL AIRPORT			2	100%	2
OSF ST JOSEPH MEDICAL CENTER			2	100%	2
RIVERSIDE METHODIST HOSPITAL LAB			2	100%	2
MINUTECLINIC, LLC #1796		1	1	50%	2
HOLY FAMILY MEDICAL CENTER		1	1	50%	2
ADVANCED MEDICAL OF FLORIDA			2	100%	2
SCIENTIFIC LABORATORY COMPANY		2			2
RIGHT AT HOME			2	100%	2
EXCEPTIONAL EMERGENCY CENTER - AMARILLO			2	100%	2
SOUTHERN TENNESSEE MEDICAL CENTER			2	100%	2
UT AUSTIN UNIVERSITY HEALTH SERVICES			2	100%	2
LIFE CARE CENTER OF SKAGIT VALLEY		2			2
Good Samaritan Society-Blackduck		1	1	50%	2
MD NOW URGENT CARE CENTER INC.			2	100%	2
MINUTECLINIC DIAGNOSTIC OF PENNSYLVAN		2			2
MINUTECLINIC DIAG OF IND, LLC #8645		2			2
PINARD HOME HEALTH SERVICES INC			2	100%	2
Kroger 853 - The Little Clinic East Broad Street		2			2
MAGNOLIA ADULT, LLC			2	100%	2
NORTH PINELLAS CHILDRENS MEDICAL CENTER INC			2	100%	2

COVID-19: testing by laboratory

Data through Jan 14, 2021 verified as of Jan 15, 2021 at 09:25 AM

Data in this report are provisional and subject to change.

The numbers in the table below represent the number of Florida and non-Florida residents for whom test results were received by the Department of Health. A person can be tested by more than one laboratory and can have both positive and negative results. **Therefore, the sum of the numbers in each column will be larger than the total number of people tested.**

Reporting lab	Inconclusive	Negative	Positive	Percent positive	Total
EAST HILL PHARMACY		2			2
SANTA ROSA COUNTY HEALTH DEPARTMENT			2	100%	2
EP MEDICAL EQUIPMENT PHARMACY		1	1	50%	2
GRAND VILLA OF LARGO			2	100%	2
AMERICAN HEALTH ASSOC. LABORATORY SOUTH			2	100%	2
WALKONCLINIC			2	100%	2
UTMB PATHOLOGY CLINICAL SERVICES LABORATORY			2	100%	2
PALM MEDICAL CENTER - PLANT CITY		2			2
NEW GEN LABS			2	100%	2
ADVOCATE SHERMAN HOSPITAL			2	100%	2
MEDEXPRESS URGENT CARE - WEST ST PAUL, ROBERT ST S		2			2
CVS TX10140POCT THE WOODLANDS		2			2
Elba Nursing and Rehabilitation Center, LLC		2			2
MINUTECLINIC, LLC #03268		2			2
FRESENIUS MEDICAL CARE			2	100%	2
KAILOS GENETICS INC			2	100%	2
BIOHEALTH MEDICAL LAB INC			2	100%	2
BRITO MEDICAL CENTER			2	100%	2
BAYCARE MEDICAL GROUP, INC		2			2
FLORIDA CLINICAL LABORATORY INC			2	100%	2
TRINITAS REGIONAL MEDICAL CENTER		1	1	50%	2
Robert Cranfield			2	100%	2
KIMBERLY J HENDERSON MD PC		1	1	50%	2
U OF MIAMI MILLER SCHOOL OF MEDICINE			2	100%	2
HOME DOCS		1	1	50%	2
HEALTH FIRST MEDICAL GROUP			2	100%	2
HANOVER ENDOSCOPY CENTER		2			2
THE FOUNTAIN AT BOCA CIEGA BAY		2			2
OELWEIN HEALTH CARE CENTER		2			2
COASTAL MEDICAL LAB			2	100%	2
BOONES CREEK URGENT CARE		1	1	50%	2
CARENOW LENEXA			2	100%	2
Cedar Valley Nursing & Rehab Center		2			2
MINUTECLINIC 7196		2			2
MEDEXPRESS URGENT CARE - JEANNETTE		2			2
STARLING AT NOCATEE			2	100%	2
MIDWAY PRIMARY CARE LLC		2			2
ROCKEFELLER UNIVERSITY CLINICAL GENOMICS LABORATOR		2			2
FAMILY FIRST PEDIATRICS			2	100%	2
BAYSHORE MEDICAL CENTER			2	100%	2
DALLAS VA MEDICAL CENTER - VA NORTH TEXAS HEALTH CARE SYSTEM			2	100%	2
PALM BEACH GARDENS MEDICAL CENTER			2	100%	2
ATRIA SAN PABLO			2	100%	2
ARCPPOINT LABS OF ALTAMONTE SPRINGS			2	100%	2
GOLDMAN SACHS HEALTH CENTER		2			2
PALM BAY COMMUNITY OUTPATIENT CLINIC		2			2

COVID-19: testing by laboratory

Data through Jan 14, 2021 verified as of Jan 15, 2021 at 09:25 AM

Data in this report are provisional and subject to change.

The numbers in the table below represent the number of Florida and non-Florida residents for whom test results were received by the Department of Health. A person can be tested by more than one laboratory and can have both positive and negative results. **Therefore, the sum of the numbers in each column will be larger than the total number of people tested.**

Reporting lab	Inconclusive	Negative	Positive	Percent positive	Total
ASSOCIATES IN UROGYNECOLOGY MD LLC		2			2
LEE MEMORIAL HOSPITAL BLOOD GAS LAB			2	100%	2
CVS AZ5891POCT GILBERT		1	1	50%	2
TALLAHASSEE MEMORIAL HEALTHCARE FAMILY MED RESIDENCY			2	100%	2
INTEGRATED REGIONAL LABS			2	100%	2
MINUTE CLINIC DIAGNOSTIC OF VIRGINIA, LLC #7543		2			2
BAYSTATE MEDICAL CENTER		1	1	50%	2
PUBLIC HEALTH LABORATORY	1		1	50%	2
PREMIER FAMILY HEALTH PA			2	100%	2
DISCOVERY VILLAGE AT THE FORUM		2			2
MAGNOLIA DIAGNOSTICS, LLC			2	100%	2
WAL-MART STORES EAST LP		2			2
WALGREENS #05477		2			2
MARTHA A PRICE MD PA		1	1	50%	2
MEDEXPRESS URGENT CARE- COLUMBIA HEIGH		2			2
SWEDISH COVENANT HOSPITAL			2	100%	2
BAPTIST HEALTHCARE - LAKEVIEW CENTER INC		2			2
CLEVELAND CLINIC IMAGING			2	100%	2
PALM CITY NURSING AND REHAB CENTER			2	100%	2
Lehigh Acres Health and Rehabilitation			2	100%	2
BROWNE MEDICAL LLC		1	1	50%	2
LABCORP OF AMERICA HOLDINGS		1	1	50%	2
MEDEXPRESS URGENT CARE - LINCOLN VILLA		2			2
GRAND VILLA OF NEW PORT RICHEY			2	100%	2
ROPER HOSPITAL			2	100%	2
DELAWARE DIAGNOSTICS LABS			2	100%	2
DMC UNIVERSITY LABORATORIES		1	1	50%	2
MIDDLE TENN MENTAL HEALTH INSTITUTE		2			2
LEGACY LABORATORY SERVICES			2	100%	2
CPL LABS			2	100%	2
MD NOW URGENT CARE MEDICAL CENTERS INC			2	100%	2
SARASOTA MEMORIAL MEDICAL URGENT CARE CENTER			2	100%	2
ROYAL PALM MEDICAL GROUP, INC		2			2
GULF COAST PEDIATRICS OF SARASOTA PA		1	1	50%	2
VETERANS AFFAIRS MEDICAL CENTER - GREATER LOS ANGELES			2	100%	2
DRR JMC URGENT CARE DONALD ROSS			2	100%	2
ATLAS GENOMICS			2	100%	2
ACM MEDICAL LABORATORY ALLIANCE			2	100%	2
STUART SURGERY CENTER, LLC			2	100%	2
JEFFERSON WASHINGTON TOWNSHIP HOSPITAL		2			2
MIDDLEBURG PEDIATRICS			2	100%	2
Jackson Health Care Facility			2	100%	2
MEDEXPRESS-HOUSTON EAST FWY		1	1	50%	2
GRACE HEALTHCARE OF LAKE WALES		1	1	50%	2
PANCARE HEALTH - SNEADS ELEMENTARY			2	100%	2
Crowne Health Care of Montgomery		2			2

COVID-19: testing by laboratory

Data through Jan 14, 2021 verified as of Jan 15, 2021 at 09:25 AM

Data in this report are provisional and subject to change.

The numbers in the table below represent the number of Florida and non-Florida residents for whom test results were received by the Department of Health. A person can be tested by more than one laboratory and can have both positive and negative results. **Therefore, the sum of the numbers in each column will be larger than the total number of people tested.**

Reporting lab	Inconclusive	Negative	Positive	Percent positive	Total
CARE NOW, INC			2	100%	2
LAB CORP OF AMER SAN DIEGO			2	100%	2
VIRGINIA DEPT OF HEALTH OFFICE OF EPIDEMIOLOGY			2	100%	2
INA		1	1	50%	2
MOBILE COUNTY HEALTH DEPARTMENT		1	1	50%	2
TMH FSU RAPID LABORATORY		1	1	50%	2
CARE CENTERS OF NASSAU LLC MINER ROAD SOUTH		2			2
MINUTECLINIC DIAG OF IND, LLC #6472		2			2
INSPIRIT SENIOR LIVING			2	100%	2
Church Creek SNF			2	100%	2
ATHENA CARE RESOURCES LLC		2			2
ACCESS MEDICAL GROUP OF FLORIDA CITY			2	100%	2
LEESBURG REGIONAL MEDICAL CENTER URGENT CARE			2	100%	2
MEDEXPRESS URGENT CARE - CEDAR KNOLLS		2			2
PTC LABORATORIES			2	100%	2
BAPTIST HOSPITAL OF MIAMI MCI BROWARD LABORATORY			2	100%	2
SCIENTIA DIAGNOSTICS			2	100%	2
METHODIST MANSFIELD MEDICAL CENTER			2	100%	2
MEDICAL CITY DALLAS HOSPITAL			2	100%	2
87TH MEDICAL GROUP - MCGUIRE AMBULATORY CARE FACILITY		2			2
ADVENT HEALTH CENTRAL TEXAS		1	1	50%	2
SIGNATURE CARE LEWISVILLE-EMERGENCY CENTER		1	1	50%	2
TRUE HEALTH INC			2	100%	2
ALL PEDIATRIC CARE PA			2	100%	2
COOPER CLINIC			2	100%	2
ST. ELIZABETH HEALTHCARE			2	100%	2
MEDEXPRESS URGENT CARE - WEXFORD		2			2
NORTH FLORIDA / SOUTH GEORGIA VETERANS HEALTH SYSTEM			2	100%	2
BAYFRONT FAMILY HEALTH CENTER			2	100%	2
STANFORD HEALTH CARE ANATOMIC PATHOLOGY & CLINICAL LAB			2	100%	2
US LABS		2			2
MEDEXPRESS URGENT CARE - BRIDGEVILLE		2			2
MID - FLORIDA PATHOLOGY LLC		1	1	50%	2
ANDERSON COUNTY HOSPITAL			2	100%	2
MEDEXPRESS URGENT CARE - SOUTH CHARLESTON		2			2
MINUTECLINIC DIAGNOSTIC OF TN PC #442		2			2
UNIVERISTY OF MEMPHIS ATHLETIC TRAINI		2			2
SOUTH DAKOTA DEPARTMENT OF HEALTH		2			2
BROOME COUNTY HEALTH DEPARTMENT		1	1	50%	2
SERENADES BY SONATA		1	1	50%	2
MINUTECLINIC DIANOSTIC OF VIRGINA, LL		2			2
ACCESS CARE MEDICAL GROUP LLC		2			2
THE HOSPITAL OF PROVIDENCE EMERGENCY ROOM			2	100%	2
FLORIDA MEDICAL CENTER OF CLEARWATER		2			2
WEST COAST PEDIATRICS			2	100%	2
TENNESSEE VALLEY HCS			2	100%	2

COVID-19: testing by laboratory

Data through Jan 14, 2021 verified as of Jan 15, 2021 at 09:25 AM

Data in this report are provisional and subject to change.

The numbers in the table below represent the number of Florida and non-Florida residents for whom test results were received by the Department of Health. A person can be tested by more than one laboratory and can have both positive and negative results. **Therefore, the sum of the numbers in each column will be larger than the total number of people tested.**

Reporting lab	Inconclusive	Negative	Positive	Percent positive	Total
BRIGHAM AND WOMEN'S HOSPITAL			2	100%	2
DEPARTMENT OF HEALTH AND HUMAN SERVICES			2	100%	2
AZALEA HEALTH AND REHABILITATION		2			2
FIRST CHOICE MEDICAL PC			2	100%	2
CHEROKEE COUNTY HEALTH AND REHAB CENTER		2			2
PEACEHEALTH CENTRAL		2			2
Great Lakes Health Center			2	100%	2
MINUTECLINIC DIAGNOSTIC PA #7110		2			2
MID-FLORIDA HEMATOLOGY AND ONCOLOGY CENTERS		2			2
FLORIDA MEDICAL CLINIC CARDIOLOGY-ZH			2	100%	2
PARADIGM LABORATORIES			2	100%	2
FEDERAL CORRECTIONAL INSTITUTION MARIANNA			2	100%	2
TRICORE REFERENCE LABORATORY		1	1	50%	2
MINUTECLINIC DIAGNOSTIC OF TEXAS LLC		1	1	50%	2
MEDEXPRESS URGENT CARE - WAXAHACHIE, N HIGHWAY 77		1	1	50%	2
MINUTECLINIC, LLC #1470		2			2
MORRISTOWN MEMORIAL HOSPITAL		2			2
CAREWELL JW - WORCESTER LNC			2	100%	2
GIGI WOOD DAVIS DO-FAMILY MEDICINE		2			2
OCALA REGIONAL KIDNEY CENTER-WEST			2	100%	2
SOUTH LAKE FAMILY HEALTH CENTER			2	100%	2
STARR COUNTY MEMORIAL HOSPITAL			2	100%	2
HEART OF FLORIDA HEALTH CENTER INC			2	100%	2
ENVOY OF FORK UNION, LLC DBA ENVOY AT THE VILLAGE		2			2
SANFORD REGIONAL HOSPITAL WORTHINGTON		2			2
FLORIDA COMMUNITY HEALTH CENTERS, INC.			2	100%	2
PHYSICIANS CARE INC		1	1	50%	2
PEDIATRICS IN BREVARD-COCOA BEACH		2			2
NEIGHBORCARE PHARMACY SERVICES		2			2
REELFOOT FAMILY WALK IN CLINIC - TIPT		2			2
MEDICAL CENTER LABORATORY			2	100%	2
PHYSICIANS LABORATORY SERVICES			2	100%	2
MINUTECLINIC DIAGNOSTIC OF PA LLC		2			2
ST. MARY'S MEDICAL CENTER EVANSVILLE, INC			2	100%	2
SUNNYSIDE MANOR		2			2
MODMD LABORATORY		2			2
OPP HEALTH AND REHABILITATION		2			2
DEKALB MEDICAL CENTER LABORATORY			2	100%	2
PEDIATRIC HEALTH CARE		1	1	50%	2
SPRINGS MEDICAL LAB		1	1	50%	2
CVS OH6149POCT UPPER ARLINGTON		1	1	50%	2
Lenox on the Lake			2	100%	2
THE RIM URGENT CARE			2	100%	2
MINUTECLINIC DIAG OF IND LLC #1138		1	1	50%	2
DUKE HEALTH REGIONAL HOSPITAL			2	100%	2
IN AND OUT URGENT CARE			2	100%	2

COVID-19: testing by laboratory

Data through Jan 14, 2021 verified as of Jan 15, 2021 at 09:25 AM

Data in this report are provisional and subject to change.

The numbers in the table below represent the number of Florida and non-Florida residents for whom test results were received by the Department of Health. A person can be tested by more than one laboratory and can have both positive and negative results. **Therefore, the sum of the numbers in each column will be larger than the total number of people tested.**

Reporting lab	Inconclusive	Negative	Positive	Percent positive	Total
CARE 365			2	100%	2
MERCY CONVENIENT CARE			2	100%	2
ADULT MEDICINE OF LAKE COUNTY INC			2	100%	2
Alden Terrace of McHenry			2	100%	2
LOWELL GENERAL HOSPITAL			2	100%	2
MINUTECLINIC DIAG OF IND, LLC #6648		1	1	50%	2
BAYLOR SCOTT & WHITE COMPREHENSIVE WOUND			2	100%	2
CARE NOW DENTON			2	100%	2
UNIVERISTY OF MIAMI			2	100%	2
MIDLAND MEMORIAL HOSPITAL			2	100%	2
REGIONS HOSPITAL LABORATORY			2	100%	2
GRAND VILLA OF MELBOURNE			2	100%	2
HENDRY/GLADES COUNTY HEALTH DEPARTMENT		2			2
MINUTECLINIC DIAGNOSTIC OF OHIO #7790		1	1	50%	2
CORAL REEF NURSING & REHABILITATION CENTER		2			2
UNIVERSITY OF KANSAS MEDICAL CENTER			2	100%	2
CITY OF NEW YORK DEPARTMENT OF HEALTH			2	100%	2
MEDEXPRESS URGENT CARE - OMAHA N 72 ST		2			2
VALLEY BAPTIST MEDICAL CENTER: BROWNSVILLE			2	100%	2
BIOMAT USA			2	100%	2
CARILLON SPORTS AND FAMILY MEDICINE		1	1	50%	2
JOHNSON CITY MEDICAL CENTER		1	1	50%	2
SHORE MEDICAL CENTER		2			2
NEBRASKA MEDICAL CENTER			2	100%	2
TENNESSEE DEPARTMENT OF HEALTH (TDH) - REGIONAL LABORATORY			2	100%	2
IN & OUT URGENT CARE METAIRIE			2	100%	2
MINUTECLINIC DIAG OF IND LLC #1367		2			2
BERGEN NEW BRIDGE M		2			2
HEARTLAND HOME HEALTH CARE		2			2
MERCY HEALTH LAB		1	1	50%	2
LIFT HEALTH		2			2
CHAPPEL GROUP RESEARCH, THE		2			2
LAWRENCE GENERAL HOSPITAL			2	100%	2
PIEDMONT HOSPITAL LAB			2	100%	2
HEALTHPARK MEDICAL CTR NURSING SVC		2			2
LACORP		1	1	50%	2
ADVICE FOR OPTIMAL WELLNESS			2	100%	2
URGENT CARE OF NEW YORK		2			2
GULF COAST REGIONAL MEDICAL CARE		2			2
ASSOCIATES IN MEDICINE			2	100%	2
ManorCare Rehabilitation Center- Decatur		2			2
BROOKDALE LAKE MARY			2	100%	2
UNIVERSITY HOSPITAL OF BROOKLYN		2			2
SAFE PMC		2			2
CATHOLIC HEALTH LABORATORY SERVICES		2			2
UNIVERSITY OF MISSOURI HEALTH CARE			2	100%	2

COVID-19: testing by laboratory

Data through Jan 14, 2021 verified as of Jan 15, 2021 at 09:25 AM

Data in this report are provisional and subject to change.

The numbers in the table below represent the number of Florida and non-Florida residents for whom test results were received by the Department of Health. A person can be tested by more than one laboratory and can have both positive and negative results. **Therefore, the sum of the numbers in each column will be larger than the total number of people tested.**

Reporting lab	Inconclusive	Negative	Positive	Percent positive	Total
CVS MINUTE CLINIC DIAG OF IND, LLC #6549		2			2
Lake Charles Healthcare LLC dba Landmark Lake Charles			2	100%	2
CARTER BLOOD CARE			2	100%	2
PREMIER MEDICAL LABORATORY			2	100%	2
ADVENTIST HINSDALE HOSPITAL LABORATORY			2	100%	2
SKIPPACK MEDICAL LAB			2	100%	2
FLORIDA PRIMARY & SPECIALTY CARE		2			2
Medilodge of Montrose		2			2
PHYSICIANS MEDICAL CENTER		2			2
AMI ST FRANCIS HOSPITAL LABORATORY		1	1	50%	2
GRAND AVE PHARMACY			2	100%	2
WILSON MEMORIAL HOSPITAL			2	100%	2
SV DIAGNOSTIC LAB			2	100%	2
EMORY UNIVERSITY HOSPITAL			2	100%	2
Oakwood - North Baldwins Center for Living		2			2
Kennedy University Hospital -Wash Twp L		2			2
UC CORAL GABLES			2	100%	2
JUST BELIEVE RECOVERY CENTER			2	100%	2
DALLAS BAPTIST UNIVERSITY - HEALTH SERVICES			2	100%	2
MCLAREN REGIONAL MEDICAL CENTER			2	100%	2
SUNCOAST BLOOD BANK			2	100%	2
MURFREESBORO MEDICAL CLINIC		2			2
UNIVERSITY HOSPITALS OF CLEVELAND			2	100%	2
BROOKS -TLC HOSPITAL SYSTEM			2	100%	2
Parkridge Specialty Care		2			2
Kings County Hospital Center			2	100%	2
MED EXPRESS URGENT CARE PC - MARYLAND		2			2
EXPEDIAN URGENT CARE			2	100%	2
PM PEDIATRICS OF BAYSIDE PLLC - HOPEWELL JUNCTION		2			2
ONTARIO COUNTY PUBLIC HEALTH		2			2
INTERNAL MEDICINE & PEDIATRICS WELLNESS CENTER			2	100%	2
DEPARTMENT OF HEALTH AND HUMAN SERVICES DIVISION OF BEHAVIORAL HEALTH		1	1	50%	2
COMMUNITY MEDICAL CENTER			2	100%	2
MEDEXPRESS URGENT CARE GREENSBURG		2			2
LEXINGTON PLACE			2	100%	2
WINCHESTER MEDICAL CENTER			2	100%	2
MINUTECLINIC DIAGNOSTIC OF OHIO #6192		2			2
WALGREENS #13605		2			2
ROCKWALL URGENT CARE			2	100%	2
CVS HEALTH, #1994		1	1	50%	2
BAYSIDE HEALTH CLINIC		2			2
VOLUNTEERS OF AMERICA OF FLORIDA			2	100%	2
ADVENTHEALTH EAST ORLANDO EMPLOYEE CLINIC		2			2
MINUTECLINIC DIAG OF IND, LLC #10190		2			2
ORMOND BEACH URGENT CARE			2	100%	2
POINTE AT NEW PORT PLACE,THE		2			2

COVID-19: testing by laboratory

Data through Jan 14, 2021 verified as of Jan 15, 2021 at 09:25 AM

Data in this report are provisional and subject to change.

The numbers in the table below represent the number of Florida and non-Florida residents for whom test results were received by the Department of Health. A person can be tested by more than one laboratory and can have both positive and negative results. **Therefore, the sum of the numbers in each column will be larger than the total number of people tested.**

Reporting lab	Inconclusive	Negative	Positive	Percent positive	Total
POINT OF CARE PRIVATE HEALTH MANAGEMENT			2	100%	2
COVANCE			2	100%	2
MADISON HOSPITAL LABORATORY			2	100%	2
MINUTE CLINIC LLC #4017		2			2
ONE MEDICAL GROUP		1	1	50%	2
Stillwater Healthcare		2			2
GULF COAST IMMEDIATE CARE CENTER		1	1	50%	2
JRS LABORATORY			2	100%	2
CEDARS-SINAI MEDICAL CENTER			2	100%	2
MARCO ISLAND HOSPITAL INC D/B/A		1	1	50%	2
MEDEXPRESS URGENT CARE FOX CHAPEL		2			2
INSPIRE HEALTHCARE CENTER			2	100%	2
COL CROSSROAD		1	1	50%	2
BAYMEADOWS PRIMARY CARE		2			2
VA PRIMARY CARE ANNEX			2	100%	2
CORNERSTONE MEDICAL CARE OF BRANDON		2			2
MEASE COUNTRYSIDE HOSPITAL CARDIAC REH			2	100%	2
FIRST PREVENTION AND DIALYSIS CENTER LLC			2	100%	2
MEDSTAR HARBOR HOSPITAL			2	100%	2
WOMENS CARE FLORIDA LLC-LABORATORY		2			2
FLORIDA DEPARTMENT OF HEALTH (FDOH)			2	100%	2
JULIE STAATS DO		2			2
SPECTRA LABS		1	1	50%	2
PINECREST PEDIATRICS GROUP LLC			2	100%	2
ADVANCED MEDICAL CARE			2	100%	2
MEMORIAL HOSPITAL OF SOUTH BEND			2	100%	2
ASCENSION ST MICHAEL'S HOSPITAL LAB		1	1	50%	2
MEDEXPRESS URGENT CARE- ALLISON PARK		1	1	50%	2
FLORIDA PRIMARY CARE AND SPORTS MEDICINE INC			2	100%	2
LILY PHARMACY		2			2
Metro West Nursing and Rehab			2	100%	2
ASHLEY PEDIATRICS			2	100%	2
STATCARE URGENT AND WALK-IN			2	100%	2
ILLINOIS DEPT OF PUBLIC HEALTH LABS			2	100%	2
G & R HEALTH MART PHARMACY		1	1	50%	2
OAKBRIDGE TERRACE AT SAE			2	100%	2
FLORIDA DEPARTMENT OF HEALTH IN ESCAMBIA COUNTY		1	1	50%	2
SYLVAN NURSING			2	100%	2
PLASMA MED RESEARCH DBA		2			2
ACKERMAN CANCER CENTER		2			2
Heartland Healthcare Center Boca Raton			2	100%	2
NU WAVE MEDICAL CENTER			2	100%	2
WISCONSIN STATE LABORATORY OF HYGIENE		1	1	50%	2
PRECISION CLINICAL RESEARCH			2	100%	2
SOUTH COUNTY MENTAL HEALTH CENTER INC			2	100%	2
YOUTH AND YOU, INC		2			2

COVID-19: testing by laboratory

Data through Jan 14, 2021 verified as of Jan 15, 2021 at 09:25 AM

Data in this report are provisional and subject to change.

The numbers in the table below represent the number of Florida and non-Florida residents for whom test results were received by the Department of Health. A person can be tested by more than one laboratory and can have both positive and negative results. **Therefore, the sum of the numbers in each column will be larger than the total number of people tested.**

Reporting lab	Inconclusive	Negative	Positive	Percent positive	Total
HEALTH EXPRESS URGENT CARE			2	100%	2
ARLINGTON DIALYSIS CENTER LLC		2			2
MEMORIAL HOSPITAL OF CARBONDALE			2	100%	2
MINUTE CLINIC DIAGNOSTIC OF KANSAS PA		2			2
CRUC CMCH-COVID-19		2			2
PM PEDIATRICS OF BAYSIDE, PLLC - MANHASSET		2			2
WHOLE CHILD PEDIATRICS			2	100%	2
MINUTECLINIC, LLC #07852		2			2
CERTIVIA LABORATORIES			2	100%	2
STOP URGENT CARE			2	100%	2
MINUTECLINIC DIAGNOSTIC OF SC, LLC #4		2			2
MANSFIELD MEDICAL LODGE			2	100%	2
EAST NAPLES PEDIATRICS			2	100%	2
CONEMAUGH MEMORIAL MEDICAL CENTER		2			2
URGENT CARE AND SURGERY CENTER			2	100%	2
Avanti Wellness and Rehab			2	100%	2
FLORIDA MEDICAL CLINIC RADIOLOGY DALE MABRY		2			2
RUSSELL MEDICAL CENTER		2			2
SOUTHSIDE FAMILY MEDICAL		2			2
NEW YORK STATE DEPARTMENT OF HEALTH		1	1	50%	2
MINUTECLINIC DIAGNOSTIC OF TEXAS, LLC #7435		2			2
GEISINGER MEDICAL CENTER		2			2
MINUTECLINIC DIAGNOSTIC OF NORTH CARO		2			2
NEMOURS CHILDRENS PRIMARY CARE			2	100%	2
MINUTECLINIC #8760		2			2
BELLIN HOSPITAL			2	100%	2
SUNCOAST TECHNICAL COLLEGE SCHOOL OF HEALTH		2			2
LIFESPRING COMMUNITY HEALTH		2			2
MEDLOGIC, LLC		2			2
AdventHealth Care Center Orlando North			2	100%	2
BAYCARE LABORATORIES			2	100%	2
MARQUESA MEDICAL		2			2
CITRUS PARK			2	100%	2
EDGEWATER RETIREMENT MANOR			2	100%	2
HOME ACCESS HEALTH			2	100%	2
BMC/JACSONVILLE		1	1	50%	2
BENTON PEDIATRICS		2			2
MEMORIAL HERMANN CONSOLIDATED LABORATORY SERVICES			2	100%	2
SINAI PLAZA NURSING AND REHAB CENTER			2	100%	2
New Jersey Aim At Smg		2			2
TGH Brandon Healthplex Laboratory			2	100%	2
LEE MEMORIAL HEALTH SYSTEM D/B/A			2	100%	2
MEDEXPRESS URGENT CARE-MT PLEASANT		1	1	50%	2
CROSSROADS URGENT CARE DBA URGENT TEA		2			2
GENETIC ASSAYS INC			2	100%	2
THE WINDSOR OF OCALA			2	100%	2

COVID-19: testing by laboratory

Data through Jan 14, 2021 verified as of Jan 15, 2021 at 09:25 AM

Data in this report are provisional and subject to change.

The numbers in the table below represent the number of Florida and non-Florida residents for whom test results were received by the Department of Health. A person can be tested by more than one laboratory and can have both positive and negative results. **Therefore, the sum of the numbers in each column will be larger than the total number of people tested.**

Reporting lab	Inconclusive	Negative	Positive	Percent positive	Total
SIMMONS			2	100%	2
ELMHURST MEMORIAL HOSPITAL			2	100%	2
CSS- TWELVE OAKS			2	100%	2
SIGNATURE HEALTHCARE OF MIDDLEBURG		2			2
ADVANTA ANALYTICAL LABORATORIES			2	100%	2
RIVERVIEW MEDICAL CLINIC		2			2
LIFE CARE CENTER OF PALM BAY		2			2
MINUTECLINIC DIAGNOSTIC MEDICAL		2			2
24TH WEAPONS OF MASS DESTRUCTION - CIVIL SUPPORT		2			2
HOUSTON HEALTH DEPARTMENT - BUREAU OF LABORATORY SERVICES			2	100%	2
QUALITY MEDICAL CARE			2	100%	2
WISE HEALTH SYSTEM		1	1	50%	2
Hartwell Health and Rehabilitation		2			2
SENDER RETREAT ADULT DAY CARE CENTERS			2	100%	2
MINUTECLINIC DIAGNOSTIC PA #3344		2			2
MEDEXPRESS URGENT CARE-SALINA, S 9TH ST		2			2
GOLDSTEIN			2	100%	2
JOHNNIE RUTH CLARKE LAB			2	100%	2
BD MEDICAL SYSTEMS			2	100%	2
LEE PHYSICIAN GROUP		1	1	50%	2
TMH PHYSICIAN PARTNERS MONTICELLO		1	1	50%	2
ADVENTHEALTH MEDICAL GROUP INTERNAL MEDICINE AT			2	100%	2
UNIVERSITY OF ILLINOIS HOSPITAL			2	100%	2
UT PATH			2	100%	2
SACRED HEART HOSPITAL ON THE EMERALD			2	100%	2
BASSETTI MEDICAL RESEARCH INC			2	100%	2
CONWAY MEDICAL CENTER			2	100%	2
Iowa Veterans Home		2			2
FL DEPT OF HEALTH MARION COUNTY MOBILE HEALTH UNIT			2	100%	2
AMEDISYS HOME HEALTH OF GREENVILLE			2	100%	2
MINUTECLINIC, LLC #1492		2			2
WESTPAC LABS INC			2	100%	2
MAJESTIC GUARDIANS			2	100%	2
SPRINGHILL SENIOR RESIDENCE		2			2
SOUTHEAST GEORGIA HEALTH SYSTEM			2	100%	2
NEMOURS CHILDREN'S PRIMARY CARE THE VILLAGES		2			2
CVS MINUTE CLINIC DIAGNOSTIC		2			2
SPECTRUM HEALTH			2	100%	2
ACCESS LABORATORIES LLC			2	100%	2
Kroger 745 - The Little Clinic Somerset		2			2
AFFORDABLE PRIMARY CARE LLC		2			2
QUICK CARE MED WALK IN AND URGENT CARE			2	100%	2
REGIONAL MEDICAL CENTER BAYONET POINT			2	100%	2
MEDEXPRESS URGENT CARE-SELINGSGROVE		2			2
BEECHTREE MOLECULAR LAB LLC			2	100%	2
CVS MINUTE CLINIC DIAGNOSTIC OF TN #3293		2			2

COVID-19: testing by laboratory

Data through Jan 14, 2021 verified as of Jan 15, 2021 at 09:25 AM

Data in this report are provisional and subject to change.

The numbers in the table below represent the number of Florida and non-Florida residents for whom test results were received by the Department of Health. A person can be tested by more than one laboratory and can have both positive and negative results. **Therefore, the sum of the numbers in each column will be larger than the total number of people tested.**

Reporting lab	Inconclusive	Negative	Positive	Percent positive	Total
BAYLOR COLLEGE OF MEDICINE			2	100%	2
ST. PETERSBURG PEDIATRICS			2	100%	2
MINUTECLINIC MINUTECLINIC #4978		1	1	50%	2
CELEBRATION PRIMARY CARE ASSOCIATES LLC		2			2
UNITED MEMORIAL MEDICAL CENTER			2	100%	2
VALLEY MEDICAL LABORATORY			2	100%	2
MEDEXPRESS URGENT CARE - LEDGEWOOD		2			2
NOT GIVEN		1	1	50%	2
THE CLUB AT BOYNTON BEACH, LLC			2	100%	2
MINUTECLINIC DIAGNOSTIC OF RHODE ISLAN		2			2
INTEGRITY CLINICAL RESEARCH CENTER INC		1	1	50%	2
ASPIRUS RIVERVIEW HOSPITAL & CLINICS INC		1	1	50%	2
COMPLETE HEALTH MEDICAL CENTER			2	100%	2
CVS OH3080POCT HUBER HEIGHTS		2			2
CVS GA2236POCT WOODSTOCK		2			2
ORANGE COUNTY HEALTH DEPARTMENT		1	1	50%	2
Fort Gaines Health and Rehab		2			2
SPRING HILL REGIONAL HOSPITAL			2	100%	2
CVS OH6123POCT CINCINNATI		1	1	50%	2
PEACE RIVER MEDICAL CENTER		2			2
BENEVA LAKES ASSISTED LIVING CENTER			2	100%	2
Greystone Nursing and Rehab, LLC			2	100%	2
SCRIPPS CLINIC MEDICAL			2	100%	2
CARENOW-LEBANON		1	1	50%	2
AUSTIN REGIONAL CLINIC MICROBIOLOGY LAB			2	100%	2
STUDENT HEALTH SERVICES			2	100%	2
MEMORIAL SLOAN KETTERING CANCER CENTER		1	1	50%	2
MEDEXPRESS URGENT CARE-BLOOMFIELD AVEN		2			2
FLORIDA MEDICAL CLINIC -INTERNAL MED DADE CITY			2	100%	2
NATIONAL JEWISH HEALTH			2	100%	2
IMMUNOGENOMICS LLC			2	100%	2
SOUTHEASTERN INSTITUTE OF RESTORATIVE MEDICINE		1	1	50%	2
SUNLIFE PHARMACY		2			2
HOPE HEALTHCARE		2			2
HAWAII DEPARTMENT OF HEALTH			2	100%	2
Holiday Retirement Home			2	100%	2
ADVENTHEALTH MEDICAL GROUP PEDIATRICS		1	1	50%	2
ALL AMERICAN URGENT CARE			2	100%	2
AFC PHYSICIANS OF FLORIDA, PA			2	100%	2
CVS NJ837POCT MARLTON		2			2
PHYSICIANS URGENT CARE BERRY FARMS		1	1	50%	2
MINUTECLINIC, DIAGNOSTIC OF TEXAS, LLC		2			2
DEPT OF HEALTH			2	100%	2
MINUTECLINIC DIAGNOSTIC OF OHIO #3407		2			2
SARASOTA PERSONAL MEDICINE		2			2
PARKLAND HEALTH & HOSPITAL			2	100%	2

COVID-19: testing by laboratory

Data through Jan 14, 2021 verified as of Jan 15, 2021 at 09:25 AM

Data in this report are provisional and subject to change.

The numbers in the table below represent the number of Florida and non-Florida residents for whom test results were received by the Department of Health. A person can be tested by more than one laboratory and can have both positive and negative results. **Therefore, the sum of the numbers in each column will be larger than the total number of people tested.**

Reporting lab	Inconclusive	Negative	Positive	Percent positive	Total
UNIVERSITY OF MARYLAND MEDICAL CENTER			2	100%	2
MINUTECLINIC DIAGNOSTIC MED GRP OF CA		2			2
MINUTECLINIC DIAGNOSTIC OF SC, LLC #7		1	1	50%	2
BAPTIST HOSPITAL EMPLOYEE HEALTH OFF			2	100%	2
CVS SC7396POCT NORTH MYRTLE BEACH		2			2
CROSSROADS			2	100%	2
MINUTECLINIC MINUTECLINIC #8505		2			2
ROAN DRUG COMPANY LLC		2			2
CLEAR LAKE REGIONAL MEDICAL CENTER			2	100%	2
Workmens Circle Multicare Center		2			2
POMONA VALLEY COMMUNITY HOSPITAL			2	100%	2
DOCTOR 4 U CLINIC			2	100%	2
VANAYER HEALTHCARE AND REHAB CENTER		2			2
MINUTECLINIC, LLC (CLINIC 10928)		2			2
NEW BRIDGE MEDICAL CENTER		2			2
SUPERIOR RESIDENCES OF CLERMONT		2			2
COOK HOSPITAL AND CARE CENTER		1	1	50%	2
FASTCARE LLC			2	100%	2
MIDWAY SPECIALTY CARE RX LLC			2	100%	2
GALEN BAYLOR EXTENSION		2			2
ADVANCED URGENT CARE CENTER OF THE UPPER KEYS			2	100%	2
VAULT HEALTH			2	100%	2
CLEARWATER PAIN MANAGEMENT ASSOCIATES			2	100%	2
NAVAL BRANCH MEDICAL CLINIC			2	100%	2
LABRADOR PRIMARY CARE CENTER			2	100%	2
UWMC MONTLAKE DEPT OF LAB MED			2	100%	2
UW HOSPITAL AND CLINICS		1	1	50%	2
HEARTLAND - CHARLESTON OF HANAHAN SC,		2			2
HALIFAX HEALTH CARE FOR WOMEN		2			2
JACKSON LABORATORY OF GENOMIC MEDICINE		2			2
MINUTE CLINIC DIAG OF IND LLC #8674		2			2
MEDEXPRESS URGENT CARE - SPRINGDALE, S 40TH STREET		2			2
POMERENE HOSPITAL			2	100%	2
BAY CORRECTIONAL AND REHABILITATION FACILITY			2	100%	2
DIAGNOSTIC & MEDICAL SPECIALISTS OF GREENWICH		2			2
Gracemore Nursing and Rehab		2			2
CLAYMED OF NORTH FLORIDA			2	100%	2
HCR MANOR CARE SERVICES OF FLORIDA III INC		2			2
Lakeside Oaks Care Center			2	100%	2
DOCTORS HOSPITAL RENAISSANCE			2	100%	2
SPECIALTY LABORATORIES			2	100%	2
FLORIDA SCHOOL FOR THE DEAF & BLIND			2	100%	2
CLINICAL PATHOLOGY LABORATORIES			2	100%	2
PRINCETON BMC LABORATORY		2			2
OURMED		2			2
ST. LUCIE COUNTY HEALTH DEPARTMENT		1	1	50%	2

COVID-19: testing by laboratory

Data through Jan 14, 2021 verified as of Jan 15, 2021 at 09:25 AM

Data in this report are provisional and subject to change.

The numbers in the table below represent the number of Florida and non-Florida residents for whom test results were received by the Department of Health. A person can be tested by more than one laboratory and can have both positive and negative results. **Therefore, the sum of the numbers in each column will be larger than the total number of people tested.**

Reporting lab	Inconclusive	Negative	Positive	Percent positive	Total
PEPIN ACADEMIES-PASCO		2			2
MAYO CLINIC GROUP PRACTICE LABORATORY			2	100%	2
MAWD PATHOLOGY GROUP			2	100%	2
WARD MEMORIAL HOSPITAL		2			2
OUR LADY OF THE LAKE REGIONAL MEDICAL CENTER			2	100%	2
SOUTHERN SURGICAL ARTS		2			2
RENFREW CENTERS INC		2			2
GULF COAST MEDICAL CENTER RESPIRATORY CARE			2	100%	2
AIRPORT CLINIC			2	100%	2
MINUTECLINIC DIAGNOSTICS OF IND LLC		1	1	50%	2
PALMETTO FAMILY HEALTH CENTER			2	100%	2
ADVANCED RESEARCH FOR HEALTH IMPROVEMENT		1	1	50%	2
BAYFRONT HMA CONVENIENT CARE, LLC		2			2
MID FLORIDA PRIMARY CARE PA		1	1	50%	2
CVS TX8387POCT AUSTIN		2			2
MINUTE CLINIC DIAGNOSTIC OF SOUTH CAROLINA		1	1	50%	2
Kroger 571 - The Little Clinic Hendersonville		1	1	50%	2
MAIN STREET MEDICAL CENTERS		2			2
WASHINGTON STATE DEPARTMENT OF HEALTH PUBLIC HEALTH LABORATORIES			2	100%	2
VILLA HEALTH NH LLC			2	100%	2
DAYTON CHILDRENS HOSPITAL LAB			2	100%	2
MANATEE MEMORIAL HOSPITAL CLINICAL LABORATORY			2	100%	2
LIFETIME FAMILY URGENT CARE			2	100%	2
Kroger 619 - The Little Clinic Hendersonville Indian Lake		2			2
LAKEVIEW HEALTHCARE SYSTEM LLC			2	100%	2
MEDEXPRESS URGEN CARE - EAST BRUNSWICK		2			2
ST LUKES HOSPITAL			2	100%	2
ADVENTHEALTH MEDICAL GROUP FAMILY MEDICINE AT RDV		2			2
Bedford Care Center of Hattiesburg		2			2
Alden Des Plaines			2	100%	2
MINUTECLINIC DIAGNOSTIC OF OHIO #2964		2			2
CVS TN5671POCT MARYVILLE		2			2
ALASKA PUBLIC HEALTH LAB		1	1	50%	2
CCR OF NORTH CAROLINA, LLC		1	1	50%	2
CVS OH6147POCT COLUMBUS		1	1	50%	2
WEAKLEY COUNTY REHAB AND NURSING CENTER		2			2
Warren Center for Rehabilitation and Nursing		2			2
ORLANDO LUTHERAN TOWERS		1	1	50%	2
ACN PHYSICIANS GROUP CORP			2	100%	2
MED FUSION			2	100%	2
PruittHealth Lakehaven		2			2
UK HEALTHCARE			2	100%	2
NAVAL MEDICAL CENTER			2	100%	2
NORTON IMMEDIATE CARE CENTER - PRESTON			2	100%	2
TMH EC NORTHEAST LABORATORY			2	100%	2
Macon Valley Nursing and Rehabilitation Center		2			2

COVID-19: testing by laboratory

Data through Jan 14, 2021 verified as of Jan 15, 2021 at 09:25 AM

Data in this report are provisional and subject to change.

The numbers in the table below represent the number of Florida and non-Florida residents for whom test results were received by the Department of Health. A person can be tested by more than one laboratory and can have both positive and negative results. **Therefore, the sum of the numbers in each column will be larger than the total number of people tested.**

Reporting lab	Inconclusive	Negative	Positive	Percent positive	Total
JUPITER INTERNAL MEDICINE AND ASSOCIATES			2	100%	2
AGILE URGENT CARE			2	100%	2
MEDEXPRESS URGENT CARE-WILKINS TOWNSHIP, WILLIAM PENN HIGHWAY		2			2
Parkside Villa		2			2
Delaware Court Healthcare Center		2			2
NATIONWIDE LABORATORY SERVICES		1	1	50%	2
MEDICAL CENTER AT OCEAN REEF,THE		2			2
DALLAS MEDICAL CENTER			2	100%	2
TULANE MEDICAL CENTER			2	100%	2
SUNBRIDGE CARE & REHAB FOR DECATUR		2			2
BAPTIST HEALTH LEXINGTON			2	100%	2
PALOS COMMUNITY HOSPITAL LABORATORY			2	100%	2
CENTRAL FLORIDA FAMILY HEALTH CENTER		2			2
A+ URGENT/PRIMARY CARE			2	100%	2
CHARLOTTE COUNTY HEALTH DEPARTMENT			2	100%	2
BRANDYWYNE HEALTH CARE CENTER			2	100%	2
WHITESANDS OUTPATIENT TREATMENT		2			2
CALIFORNIA DIVISION OF COMMUNICABLE DISEASE CONTROL			2	100%	2
NLC LABS			2	100%	2
BETHPAGE EXTENDED HOURS CENTER		2			2
ORLANDO FAMILY PHYSICIANS INC			2	100%	2
APC PEDIATRICS			2	100%	2
MINUTE CLINIC DIAGNOSTIC MED GRP		2			2
MEDEXPRESS URGENT CARE, HERMITAGE		1	1	50%	2
EXPRESSCARE URGENT CARE CENTER			2	100%	2
FLAGLER PROFESSIONAL HEALTH CAE SERVICES INC		2			2
ADVANCED URGENT CARE LLC			2	100%	2
NORTHWELL HEALTH			2	100%	2
HEALTH & REHAB CTR AT DOLPHINS VIEW, THE			2	100%	2
MEDEXPRESS URGENT CARE-CLOQUET		2			2
FLORIDA PRIMARY CARE CENTER PA		2			2
CVS MINUTE CLINIC DIAGNOSTIC OF KANSAS, PA		2			2
JOHN D. ARCHBOLD MEM. HOSPITAL			2	100%	2
STPET		1	1	50%	2
RAPID URGENT CARE - ALBANY			2	100%	2
FKC AMELIA ISLAND DIALYSIS			2	100%	2
STEWART ST ELIZABETH MEDICAL CENTER			2	100%	2
ST VINCENTS AMBULATORY CARE INC DBA			2	100%	2
SWEETWATER NURSING CENTER		2			2
BIONIC TECHNOLOGIES CORPORATION			2	100%	2
CLINICA HISPANIA			2	100%	2
AMERICAN MEDICAL LABORATORIES			2	100%	2
CURATIVE		1	1	50%	2
University Center East			2	100%	2
MEDEXPRESS URGENT CARE-CHIPPEWA		1	1	50%	2
STEBEN COUNTY PUBLIC HEALTH		2			2

COVID-19: testing by laboratory

Data through Jan 14, 2021 verified as of Jan 15, 2021 at 09:25 AM

Data in this report are provisional and subject to change.

The numbers in the table below represent the number of Florida and non-Florida residents for whom test results were received by the Department of Health. A person can be tested by more than one laboratory and can have both positive and negative results. **Therefore, the sum of the numbers in each column will be larger than the total number of people tested.**

Reporting lab	Inconclusive	Negative	Positive	Percent positive	Total
ADVANCED PEDIATRICS			2	100%	2
441 URGENT CARE-MULBERRY			2	100%	2
MINUTE-CLINIC DIAGNOSTIC OF VIRGINIA,		2			2
MEDEXPRESS URGENT CARE - HOLLINS		2			2
DOCTORS MEDICAL CTR OF WALTON COUNTY			2	100%	2
RAINY LAKE MEDICAL CENTER			2	100%	2
MINUTECLINIC MINUTECLINIC #921		2			2
CVS MD1881POCT DUNKIRK		2			2
BROOKDALE ALTAMONTE SPRINGS			2	100%	2
NOVA SOUTHEASTERN UNIVERSITY - STUDENT MEDICAL CTR			2	100%	2
EASTLAKE MEDICAL CENTER		2			2
SCDHEC BUREAU OF LABORATORIES			2	100%	2
NORTH MCALLEN PEDIATRIC CENTER			2	100%	2
MINUTECLINIC LLC #5176			2	100%	2
BOND COMMUNITY HEALTH CENTER			2	100%	2
POWERS PEDIATRICS			2	100%	2
MINUTECLINIC DIAGNOSTIC OF TN, PC 6438		1	1	50%	2
ADVENTHEALTH IMAGING PARTIN SETTLEMENT			2	100%	2
WHEELER LABORATORY		2			2
BFT LAB			2	100%	2
CVS MINUTE CLINIC DIAGNOSTIC MED GRP		2			2
CHESTERFIELD HEALTHCARE GROUP, INC		2			2
ASCENSION ST VINCENT'S RIVERSIDE			2	100%	2
CROSTOWN PHARMACY		2			2
LEGACY ER & URGENT CARE - FRISCO WEST			2	100%	2
MINUTE CLINIC, LLC #4650		2			2
PERSONAL PHYSICIAN CARE PA			2	100%	2
PHOEBE BERKS HEALTH CARE CENTER		2			2
PRECISION DIAGNOSTIC INC		2			2
METROHEALTH SYSTEM			2	100%	2
KINGS BAY PEDIATRICS LLC			2	100%	2
CVS GA2470POCT CANTON		2			2
FLORIDA KEYS PED & ADOLES CTR			2	100%	2
ASHLEY CLINICAL DIAGNOSTIC LABORATORY			1	100%	1
ADVANCED RESEARCH AND DIAGNOSTIC LABORATORY UNIVERSITY OF MINNESOTA			1	100%	1
ROYAL PALM PEDIATRICS			1	100%	1
CRUSADER COMMUNITY HEALTH			1	100%	1
CVS SC4286POCT EASLEY		1			1
Niles Nursing and Rehab. Center		1			1
ARIZA WELLNESS CARE LLC			1	100%	1
WALKIN MEDICAL URGENT CARE,NEW CITY			1	100%	1
BODYK			1	100%	1
FLORIDA DEPARTMENT OF HEALTH PALM BEACH COUNTY			1	100%	1
IDAHO HEALTH DEPARTMENT			1	100%	1
AKRON GENERAL MEDICAL CENTER MAIN		1			1
Bayou Vista Community Care Center			1	100%	1

COVID-19: testing by laboratory

Data through Jan 14, 2021 verified as of Jan 15, 2021 at 09:25 AM

Data in this report are provisional and subject to change.

The numbers in the table below represent the number of Florida and non-Florida residents for whom test results were received by the Department of Health. A person can be tested by more than one laboratory and can have both positive and negative results. **Therefore, the sum of the numbers in each column will be larger than the total number of people tested.**

Reporting lab	Inconclusive	Negative	Positive	Percent positive	Total
MEDERI CARETENDERS VS OF SE FL LLC DBA			1	100%	1
MID-FLORIDA CANCER CENTERS		1			1
ELITE CARE			1	100%	1
LEGACY AT HIGHWOODS PRESERVE		1			1
Oakview Manor Health and Rehab		1			1
CLINICAL LABORATORY DEPARTMENT			1	100%	1
MINUTECLINIC DIAG OF IND, LLC #6553		1			1
PLEASANT RIDGE MANOR WEST		1			1
COMPLETE HOME CARE OF THE PALM BEACHES LLC		1			1
ANDREWS			1	100%	1
CLINTON DRUG STORE		1			1
A.G. Rhodes		1			1
WELLCARE URGENT CARE			1	100%	1
GENESIS MICROBIOLOGY LAB		1			1
PROGRESSIVE MEDICAL RESEARCH			1	100%	1
MINUTECLINIC DIAGNOSTIC OF TN, PC 6304		1			1
JPS HEALTH CENTER AT TRUE WORTH PLACE			1	100%	1
TAYLOR COUNTY HEALTH DEPARTMENT			1	100%	1
Kroger 409 - The Little Clinic Hebron Marketplace			1	100%	1
EAST COAST INSTITUTE FOR RESEARCH LLC			1	100%	1
Sunnybrook Rehabilitation Center			1	100%	1
ADVANCE MD CARE			1	100%	1
HANCOCK REGIONAL HOSPITAL		1			1
LAMARQUE DIALYSIS			1	100%	1
MEDEXPRESS URGENT CARE - DANVILLE		1			1
MINUTECLINIC DIAGNOSTIC MED GRP OF ORA			1	100%	1
WALGREENS #06025		1			1
HOLMES FAMILY PRACTICE PA			1	100%	1
MEDEXPRESS URGENT CARE - CONWAY		1			1
Alden North Shore			1	100%	1
CAREHERE HUDSON BAY			1	100%	1
PEDIATRICS IN NORTH FLORIDA PA			1	100%	1
Ravenwood Speciality Care		1			1
ADVENTHEALTH CENTRA CARE TRINITY			1	100%	1
BASCOM PALMER EYE INSTITUTE			1	100%	1
SISTERS MISSION			1	100%	1
PSL JAX BEACH OPERATIONS LLC			1	100%	1
PROGENESIS INC			1	100%	1
MEDEXPRESS URGENT CARE - RUSSELLVILLE, W MAIN ST		1			1
SPECTRUM LUDINGTON			1	100%	1
SAINT ALPHONSUS REGIONAL MEDICAL CENTER			1	100%	1
CAH ACQUISITION COMPANY 11 LLC			1	100%	1
CVS PA8979POCT HARRISBURG		1			1
NORTHEAST PEDIATRICS			1	100%	1
WINKLER COURT			1	100%	1
EXPRESS CARE OF THE SHOALS		1			1

COVID-19: testing by laboratory

Data through Jan 14, 2021 verified as of Jan 15, 2021 at 09:25 AM

Data in this report are provisional and subject to change.

The numbers in the table below represent the number of Florida and non-Florida residents for whom test results were received by the Department of Health. A person can be tested by more than one laboratory and can have both positive and negative results. **Therefore, the sum of the numbers in each column will be larger than the total number of people tested.**

Reporting lab	Inconclusive	Negative	Positive	Percent positive	Total
MEMORIAL HOSPITAL OF TAMPA			1	100%	1
INNOVATIVE HEALTH DIAGNOSTIC OF CALIFORNIA			1	100%	1
JACK M MATHENY II MD			1	100%	1
VIRGINIA UROLOGY		1			1
DOCTORS MEMORIAL HOSP HOME HEALTH CARE		1			1
MAHONEY PEDIATRICS PA			1	100%	1
ELITE MEDICAL LABORATORY SOLUTIONS LLC			1	100%	1
CERMAK HEALTH SERVICES			1	100%	1
BEST CARE COMMUNITY AND FAMILY HEALTH CENTER INC			1	100%	1
RIVERTON CBOC			1	100%	1
Manor Care of Dallastown d/b/a ManorCare Health Services - Dallastown		1			1
BHA TITUSVILLE CLINIC			1	100%	1
SUMMERFIELD PAIN MANAGEMENT			1	100%	1
TITUSVILLE TOWERS ASSISTED LIVING		1			1
UMHC HOLLYWOOD LABORATORY			1	100%	1
CVS MO5655POCT LIBERTY			1	100%	1
KIDSVILLE PEDIATRICS III PA			1	100%	1
MINUTE CLINIC INCORPORATE		1			1
DIXITKUMAR N MODI MD PA			1	100%	1
Manassas Health & Rehab			1	100%	1
PUBLIX PHARMACY #0332		1			1
MANASOTA PEDIATRICS			1	100%	1
ASCENSION ST VINCENT'S MEDICAL CENTER			1	100%	1
Baypoint Healthcare Center			1	100%	1
INHEALTH LIFE SCIENCES LLC			1	100%	1
AZALEALAND NURSING HOME		1			1
THOMASVILLE REGIONAL MEDICAL CENTER		1			1
BEAUMONT REFERENCE LABORATORY			1	100%	1
CVS PA371POCT PHILADELPHIA		1			1
FLORIDA HOSPITAL TRANSPLANT CENTER		1			1
MILFORD REGIONAL HOSPITAL			1	100%	1
Ramsey Village		1			1
DIXIE REGIONAL MEDICAL CENTER			1	100%	1
ANMED HEALTH MEDICAL CENTER			1	100%	1
KINGWOOD EMERGENCY HOSPITAL			1	100%	1
PENNY PEDIATRICS		1			1
PRIORITY CARE LLC			1	100%	1
OMNI HEALTHCARE INC			1	100%	1
NORTH CAROLINA STATE LABORATORY OF PUBLIC HEALTH, SPECTRUM LAB NETWORK			1	100%	1
FAMILY PRACTICE ASSOCIATES		1			1
ADVANCED CARDIOVASCULAR DIAGNOSTICS OF FL			1	100%	1
PCR DIAGNOSTICS			1	100%	1
NF Escambia, LLC DBA Olive BranchHealth and Rehabilitaion Center			1	100%	1
MIAMI CHILDRENS HOSPITAL MIDTOWN OUTPATIENT CENTER			1	100%	1
MICROBIOLOGY DEPARTMENT			1	100%	1
CARESPOT URGENT CARE		1			1

COVID-19: testing by laboratory

Data through Jan 14, 2021 verified as of Jan 15, 2021 at 09:25 AM

Data in this report are provisional and subject to change.

The numbers in the table below represent the number of Florida and non-Florida residents for whom test results were received by the Department of Health. A person can be tested by more than one laboratory and can have both positive and negative results. **Therefore, the sum of the numbers in each column will be larger than the total number of people tested.**

Reporting lab	Inconclusive	Negative	Positive	Percent positive	Total
MIDWAY SPECIALTY CARE CENTER INC		1			1
CHP COVID-19 (TX)			1	100%	1
COMMUNITY PHYSICIANS OF NORTH PORT PA			1	100%	1
EXPRESS LAB LIVINGSTON			1	100%	1
NEW ULM MEDICAL CENTER			1	100%	1
METHODISM MIDLOTHIAN MEDICAL CENTER			1	100%	1
THYROID SPECIALTY LABORATORY			1	100%	1
NORTH OKALOOSA CLINIC CORP		1			1
CLARKSVILLE MANOR INC		1			1
ALLIED PHYSICIANS GROUP		1			1
USC VERDUGO HILLS HOSPITAL			1	100%	1
RM PHARMACY SERVICES INC		1			1
CELEBRATION FAMILY PHYSICIANS LLC			1	100%	1
Walgreens #9278		1			1
DE TAR HOSPITAL			1	100%	1
YOUR KIDS URGENT CARE			1	100%	1
TRIPLE O RESEARCH INSTITUTE PA			1	100%	1
FAMILY MEDICAL CENTERS			1	100%	1
UMMC MIDTOWN CAMPUS			1	100%	1
IRA FIALKO DO			1	100%	1
CVS TN2179POCT MURFREESBORO		1			1
Victory Health and Rehabilitation			1	100%	1
HACKENSACK UNIVERSITY MEDICAL CENTER		1			1
ADVENTHEALTH MEDICAL GROUP COMMUNITY MEDICINE			1	100%	1
Kroger 096 - The Little Clinic Orchard and Holly		1			1
CHATEAU MADELEINE - SENIOR LIVING & MEMORY CARE			1	100%	1
Waters of Covington		1			1
MEMORIAL HEALTH UNIVERSITY MEDICAL CENTER			1	100%	1
BAYFRONT CARDIOVASCULAR ASSOCIATES			1	100%	1
SAVANNAH COVE		1			1
NAPHCARE INC		1			1
DAYTONA BEACH CENTRA CARE			1	100%	1
DUKE UNIVERSITY POINT OF CARE TESTING PROGRAM			1	100%	1
FIT4LIFE MEDICAL CENTER			1	100%	1
ANDREWS INSTITUTE AMBULATORY SURGERY CENTER		1			1
PALM BEACH COUNTY HEALTH DEPT.			1	100%	1
HARDEE COUNTY FIRE RESCUE		1			1
Eddy Memorial Geriatric Center		1			1
PROVIDENCE ST. PATRICK HOSPITAL			1	100%	1
APOPKA FAMILY HEALTH CENTER			1	100%	1
MALUHIA		1			1
HUDSON REGIONAL HOSPITAL			1	100%	1
CLINICAL PATHOLOGY LABORATORIES SOUTHEAST INC			1	100%	1
CVS PA5241POCT CHALFONT		1			1
Kroger 618 - The Little Clinic Trail Creek Village		1			1
ELEMENTS PHARMACY			1	100%	1

COVID-19: testing by laboratory

Data through Jan 14, 2021 verified as of Jan 15, 2021 at 09:25 AM

Data in this report are provisional and subject to change.

The numbers in the table below represent the number of Florida and non-Florida residents for whom test results were received by the Department of Health. A person can be tested by more than one laboratory and can have both positive and negative results. **Therefore, the sum of the numbers in each column will be larger than the total number of people tested.**

Reporting lab	Inconclusive	Negative	Positive	Percent positive	Total
WEST DADE PEDIATRICS			1	100%	1
NASSAU UNIVERSITY MEDICAL CENTER DEPT		1			1
WESTON COUNTY HEALTH SERVICES			1	100%	1
STATE OF FLORIDA			1	100%	1
SOUTH FLORIDA URGENT CARE CENTERS, LLC			1	100%	1
Lenbrook		1			1
Good Samaritan Society-Atkinson		1			1
SUPERKIDS PEDIATRICS			1	100%	1
DOCTORS CARE OF PALM COAST			1	100%	1
ST CATHERINE HOSPITAL LABORATORY			1	100%	1
ACCURATE HEALTH SERVICES CORP			1	100%	1
HAWAII DEPARTMENT OF HEALTH LAB			1	100%	1
CFHC - FROSTPROOF			1	100%	1
LAKE COMMUNITY ACTION AGENCY		1			1
RHODE ISLAND DEPARTMENT OF HEALTH LABORATORIES			1	100%	1
Harbert Hills Academy Nursing Home		1			1
MERCYONE DES MOINES MEDICAL CENTER			1	100%	1
COLONIAL MEDICAL CENTER-EAST ORLANDO			1	100%	1
CAROMONT HEALTH			1	100%	1
Masonic Medical Research Institute			1	100%	1
HENRICO DOCTOR'S LABORATORY			1	100%	1
IVAN, MAYA			1	100%	1
MDS PHARMA SERVICES		1			1
BAYLOR SCOTT & WHITE ALL SAINTS MEDICAL CENTER FT			1	100%	1
HARTFORD HEALTH CARE & REHABILITATION			1	100%	1
Ash Flat Healthcare and Rehabilitation Center			1	100%	1
APALACHEE CENTER INC		1			1
BAYFRONT HEAL WOUND CARE AND HYPERBARIC CENTER			1	100%	1
BUFFALO VAMC			1	100%	1
ATHENA PLASTIC SURGERY		1			1
Kroger 125 - The Little Clinic Castle Rock		1			1
ENCOMPASS HEALTH REHABILITATION HOSPITAL OF LARGO			1	100%	1
LABORATORIO BUENA SALUD			1	100%	1
BIODORON LABORATORIES			1	100%	1
NEMOURS CHILDRENS URGENT CARE			1	100%	1
TALLAHASSEE MEMORIAL HEALTHCARE			1	100%	1
SUNY AT STONY BROOK			1	100%	1
ST VINCENT'S AMBULATORY CARE INC			1	100%	1
BHS PHYSICIAN NETWORK			1	100%	1
PEACHEALTH LABORATORIES		1			1
NHC HealthCare St. Charles		1			1
NIBHA MEDIRATTA MD PL			1	100%	1
PARKWAY REGIONAL MEDICAL CENTER LAB			1	100%	1
RAMBAM URGENT CARE			1	100%	1
OUCH URGENT CARE			1	100%	1
HARBOUR ISLAND PEDIATRICS LLC			1	100%	1

COVID-19: testing by laboratory

Data through Jan 14, 2021 verified as of Jan 15, 2021 at 09:25 AM

Data in this report are provisional and subject to change.

The numbers in the table below represent the number of Florida and non-Florida residents for whom test results were received by the Department of Health. A person can be tested by more than one laboratory and can have both positive and negative results. **Therefore, the sum of the numbers in each column will be larger than the total number of people tested.**

Reporting lab	Inconclusive	Negative	Positive	Percent positive	Total
Kroger 687 - The Little Clinic Sugar Hill			1	100%	1
SAINT JOSEPHS HOSPITAL OF ATLANTA			1	100%	1
COBLESKILL REGIONAL HOSPITAL		1			1
CROSSROADS URGENT CARE PLLC		1			1
ENZO LABS INC			1	100%	1
MINUTECLINIC DIAGNOSTIC, PA		1			1
ADVENTHEALTH MEDICAL GROUP UROLOGY AT EAST ORLANDO		1			1
EASTMAN HEALTHCARE & REHAB		1			1
LAB. CORP. OF AMERICA			1	100%	1
CVS OH10209POCT UNIONTOWN		1			1
WATERTOWN URGENT CARE		1			1
Accordius Health at Gastonia			1	100%	1
BLACKBERRY CENTER, THE		1			1
SAN JOSE CLINIC		1			1
San Antonio Residence and Rehabilitation Center		1			1
ATRIA TAMARAC			1	100%	1
HOLYOKE MEDICAL CENTER			1	100%	1
ST MARY'S OF SAGINAW		1			1
BERKSHIRE MEDICAL CENTER			1	100%	1
NEW ERA COMMUNITY HEALTH CENTER LLC		1			1
CUSTOM SCRIPTS PHARMACY		1			1
Oak Hill Health & Rehabilitation Center			1	100%	1
STEWART FLORIDA ALF, INC			1	100%	1
PHYSICIANS FOR CHILDREN			1	100%	1
CLERMONT HEALTH DEPARTMENT			1	100%	1
OMNI HEALTHCARE URGENT CARE			1	100%	1
CLINICAL MICROBIOLOGY LAB FAIRVIEW UNIVERSITY HOSPITAL			1	100%	1
Heartland of Perrysburg		1			1
FLAGLER PROFESSIONAL HEALTH CARE SERVICES INC		1			1
RIVERSIDE MEDICAL CENTER		1			1
WESTMINSTER SUNCOAST			1	100%	1
SANTA CLARA VALLEY MEDICAL CENTER			1	100%	1
VIVIAN SIMMONS FAMILY PRACTICE			1	100%	1
CONVENIENT MEDICAL AND HEALTH SERVICES			1	100%	1
MORNINGSIDE NURSING AND REHABILITATION		1			1
MINUTE CLINIC DIAGNOSTIC OF VIRGINIA, LLC #1905		1			1
THE EDGEWATER AND WATERMAN VILLAGE			1	100%	1
NORTH WEST FLORIDA DIAGNOSTIC ENDOCRINOLOGY CLINIC			1	100%	1
MEDEXPRESS-DOVER		1			1
UNIVERSITY COMMUNITY HEALTH SERVICES			1	100%	1
CVS NJ836POCT RUNNEMEDE		1			1
VELOCITY URGENT CARE			1	100%	1
Riverside Nursing & Rehabilitation Center		1			1
Trucare Living Centers - Columbus		1			1
MAURY REGIONAL MEDICAL CENTER		1			1
MID FLORIDA BIOLOGICALS			1	100%	1

COVID-19: testing by laboratory

Data through Jan 14, 2021 verified as of Jan 15, 2021 at 09:25 AM

Data in this report are provisional and subject to change.

The numbers in the table below represent the number of Florida and non-Florida residents for whom test results were received by the Department of Health. A person can be tested by more than one laboratory and can have both positive and negative results. **Therefore, the sum of the numbers in each column will be larger than the total number of people tested.**

Reporting lab	Inconclusive	Negative	Positive	Percent positive	Total
CVS MN1751POCT MAPLEWOOD		1			1
CVS IL8751POCT CHICAGO		1			1
SYNERGENE LABORATORY			1	100%	1
PROVIDENCE HOSPITAL			1	100%	1
MERCY - NORTH IOWA			1	100%	1
MEDEXPRESS URGENT CARE-MEADVILLE			1	100%	1
ADVANCE GASTROENTEROLOGY			1	100%	1
BROOKSHIRE, THE			1	100%	1
OHIO VALLEY MANOR NURSING &		1			1
SANFORD LABORATORIES WATERTOWN			1	100%	1
441 URGENT CARE CENTER - BROWNWOOD			1	100%	1
Falmouth By The Sea			1	100%	1
Community Compassion Center of Batesville			1	100%	1
Aspire Physical Recovery Center at Cahaba River		1			1
GENESIS FAMILY PRACTICE			1	100%	1
SOMA MEDICAL CENTER PA #3			1	100%	1
OCALA REGIONAL DIALYSIS- NORTH			1	100%	1
FLORIDA DIGESTIVE AND LIVER SPECIALISTS			1	100%	1
ADVENTHEALTH HOSPICE CARE CENTRAL FLORIDA		1			1
ATMORE COMMUNITY HOSPITAL			1	100%	1
PAUL C SCHWARTZ & MELVIN L WEIDMAN		1			1
SPORTS MEDICINE CLINIC - U OF WYOMING			1	100%	1
DOCTORS HOSPITAL OF LAREDO			1	100%	1
BL DIAGNOSTICS LLC			1	100%	1
ADVANCED MEDICAL LABORATORIES (AML)			1	100%	1
Signature Healthcare of Georgetown		1			1
PARK AVENUE PEDIATRICS PC		1			1
QUALITY LAB			1	100%	1
ROSLYN INTERNAL MEDICINE		1			1
JMJ FAMILY PRACTICE			1	100%	1
PANCARE HEALTH - BRUCE			1	100%	1
Smg At Bridgewater Family Medicine		1			1
CONSULATE HEALTH CARE OF VERO BEACH			1	100%	1
LANGLADE			1	100%	1
SARASOTA IMMEDIATE CARE			1	100%	1
MEDCOR, INC			1	100%	1
MEDIPLUS CLINIC, INC			1	100%	1
MEMORIAL HOSPITAL WEST			1	100%	1
LAB TEST KENDALL LLC		1			1
Life Care Center of Paradise Valley		1			1
Heritage of Red Cloud		1			1
QC LABORATORY			1	100%	1
FLORIDA HOSPITAL LAB			1	100%	1
DEVLAB, LLC			1	100%	1
Kroger 020 - The Little Clinic Wheat Ridge		1			1
MEDONE URGENT CARE			1	100%	1

COVID-19: testing by laboratory

Data through Jan 14, 2021 verified as of Jan 15, 2021 at 09:25 AM

Data in this report are provisional and subject to change.

The numbers in the table below represent the number of Florida and non-Florida residents for whom test results were received by the Department of Health. A person can be tested by more than one laboratory and can have both positive and negative results. **Therefore, the sum of the numbers in each column will be larger than the total number of people tested.**

Reporting lab	Inconclusive	Negative	Positive	Percent positive	Total
MED-LAKE LABORATORY			1	100%	1
MEDEXPRESS URGENT CARE - BENTONVILLE		1			1
ADVENTHEALTH SENIOR CARE AT ORMOND			1	100%	1
SANTA BARABARA ALF LLC (THE WINDSOR)			1	100%	1
NORWALK HOSPITAL			1	100%	1
Brio of Johnston		1			1
Florida Baptist Retirement Center		1			1
CHIEFLAND MEDICAL CENTER			1	100%	1
MEDEXPRESS URGENT CARE-BRENTWOOD		1			1
WESTOX LABS		1			1
MEDICAL ASSOCIATES OF CARTER		1			1
POUDRE VALLEY HOSPITAL			1	100%	1
INNOVATIVE CARE II LLC			1	100%	1
REGIONAL MED CTR BAYONET POINT			1	100%	1
Mill Valley Care Center		1			1
VERITAS GENETICS, INC.			1	100%	1
WILMINGTON NURSING AND REHAB			1	100%	1
Chestnut Ridge Nursing & Rehab		1			1
CYPRESS CREEK DIALYSIS CTR			1	100%	1
SMA BEHAVIORAL HEALTH SERVICES INC		1			1
HIBISCUS COURT			1	100%	1
UNIVERSITY OF MARYLAND PATHOLOGY ASSOCIATES			1	100%	1
Freedom Pointe at The Villages			1	100%	1
Manorcare Health Services West Reading North		1			1
Kroger 130 - The Little Clinic Colorado Springs		1			1
BAYCARE OUTREACH LAB AT NEW TAMPA			1	100%	1
ADVENTHEALTH MEDICAL GROUP SENIOR HEALTH AT			1	100%	1
ADVANCE HEALTH AND WELLNESS SOLUTIONS			1	100%	1
KEY BISCAIYNE PEDIATRIC ASSOCIATES INC			1	100%	1
Caldwell Care		1			1
CEPERO PEDIATRICS PA			1	100%	1
HAWKEYE CARE CENTER DUBUQUE		1			1
ST LUKES SURGICAL AT THE VILLAGES INC			1	100%	1
ONslow COUNTY HEALTH DEPARTMENT			1	100%	1
CULVER CITY URGENT CARE			1	100%	1
CIRRUS DX			1	100%	1
LEXINGTON PLACE SENIOR LIVING COMMUNITY		1			1
Jersey City Medical Center		1			1
ORLANDO HEALTH PHYSICIAN GROUP INC			1	100%	1
MINUTE CLINIC DIAGNOSTIC MED GRP OF CA		1			1
ORMOND MEDICAL ARTS FAMILY PRACTICE PL			1	100%	1
DEPT OF VA MEDICAL CENTER - MIAMI			1	100%	1
GALVESTON COUNTY HEALTH DISTRICT			1	100%	1
FORT LOUDOUN PRIMARY CARE		1			1
MEDEXPRESS URGENT CARE NORWIN		1			1
Washington County Nursing Home			1	100%	1

COVID-19: testing by laboratory

Data through Jan 14, 2021 verified as of Jan 15, 2021 at 09:25 AM

Data in this report are provisional and subject to change.

The numbers in the table below represent the number of Florida and non-Florida residents for whom test results were received by the Department of Health. A person can be tested by more than one laboratory and can have both positive and negative results. **Therefore, the sum of the numbers in each column will be larger than the total number of people tested.**

Reporting lab	Inconclusive	Negative	Positive	Percent positive	Total
GWINNETT MEDICAL CENTER			1	100%	1
MID FLORIDA DERMATOLOGY ASSOCIATES PA			1	100%	1
PEDIATRIC PARTNERS ZEPHYRHILLS			1	100%	1
CMC MERCY LABORATORY			1	100%	1
HELIX BIOMEDICS LLC			1	100%	1
BOULDER COMMUNITY HOSPITAL			1	100%	1
VA CBOC			1	100%	1
SPRINGBROOK HOSPITAL			1	100%	1
The Pines at Poughkeepsie Center for Nursing and Rehabilitation		1			1
CARESOUTH HHA HOLDINGS OF THE TREASURE COAST LLC			1	100%	1
Orchid Cove at Naples			1	100%	1
MINUTECLINIC, LLC #09202		1			1
NEW MILFORD HOSPITAL			1	100%	1
VITAL CARE			1	100%	1
WALGREENS #5130			1	100%	1
HIGH DESERT COURT GROUP HOME			1	100%	1
CENTURY LINK SPORTS COMPLEX			1	100%	1
CULINARY INSTITUTE OF AMERICA STUDENT		1			1
Glenburn Home		1			1
ALL CARE URGENT CARE			1	100%	1
GOOD SAMARITAN SOCIETY-FOREST CITY		1			1
BAYCARE OUTREACH LAB			1	100%	1
MINUTECLINIC DIAG OF IND, LLC #5369		1			1
TRUCARE LIVING CENTERS - SELMA			1	100%	1
ENCORE AT BOCA RATON, THE			1	100%	1
ACCESS HEALTH CARE PHYSICIANS LLC			1	100%	1
Big River Nursing and Rehab		1			1
MEDTOWN PHARMACY			1	100%	1
YUMA REGIONAL MEDICAL CENTER			1	100%	1
CVS M08595POCT RAYMORE		1			1
LEHIGH MEDICAL AND RESEARCH CENTER, INC			1	100%	1
SOUTHERN SPRINGS HEALTH CARE		1			1
THE CHRIST HOSPITAL			1	100%	1
WELLINGTON WEST 100176			1	100%	1
GATEWAY LABORATORIES		1			1
SUN CITY DIAGNOSTIC CENTER			1	100%	1
BLOOD SYSTEMS LABORATORIES			1	100%	1
ALABAMA REFERENCE LAB			1	100%	1
Consulate Health Care of Tallahassee			1	100%	1
HSRE-ASL CASSELBERRY TRS, LLC			1	100%	1
NORTH FLORIDA MEDICAL CENTERS INC		1			1
Kroger - KRO03400316			1	100%	1
WAYNE COUNTY PUBLIC HEALTH		1			1
ST JOHN'S MEDICAL CENTER, TETON VILLAGE			1	100%	1
GEORGE W FERGUSON MD-CONCIERGE MEDICAL SERVICES PL		1			1
Chateau Girardeau			1	100%	1

COVID-19: testing by laboratory

Data through Jan 14, 2021 verified as of Jan 15, 2021 at 09:25 AM

Data in this report are provisional and subject to change.

The numbers in the table below represent the number of Florida and non-Florida residents for whom test results were received by the Department of Health. A person can be tested by more than one laboratory and can have both positive and negative results. **Therefore, the sum of the numbers in each column will be larger than the total number of people tested.**

Reporting lab	Inconclusive	Negative	Positive	Percent positive	Total
MADISON FACILITY INC			1	100%	1
EAST RIDGE RETIREMENT VILLAGE INC		1			1
BAPTIST MINOR MEDICAL CENTER			1	100%	1
FLEMING ISLAND CENTER FOR CLINICAL RESEARCH		1			1
Kroger - KRO03500568			1	100%	1
ANYLABTEST NOW			1	100%	1
MD NOW URGENT CARE			1	100%	1
DEVANSH LAB WERKS		1			1
SOUTHEASTERN PATHOLOGY ASSOCIATES			1	100%	1
FAMILY MEDICINE MEDICAL DRIVE		1			1
WHITE EARTH IHS MAIN LAB		1			1
BLUFFTON HEALTH CENTER			1	100%	1
BRONSON METHODIST HOSPITAL			1	100%	1
NASSAU COUNTY HEALTH DEPARTMENT-FERNANDINA BEACH C		1			1
CHATSWORTH ASSISTED LIVING COMMUNITY AT PGA NATIONAL			1	100%	1
LAKE SIDE MEDICAL CENTER		1			1
FAMILY MEDICAL CENTER		1			1
ST. MARY MEDICAL CENTER		1			1
SUREPOINT URGENT CARE PADRE ISLAND			1	100%	1
SOUTH FLORIDA DIALYSIS CENTER			1	100%	1
LEHIGH PULMONARY ASSOCIATES			1	100%	1
SOMA MEDICAL CENTER PA			1	100%	1
SHELBYVILLE HOSPITAL COMPANY		1			1
Kroger 448 - The Little Clinic Mason		1			1
VITAL CARE CLINIC, LLC			1	100%	1
HABANA HEALTH CARE CENTER			1	100%	1
SOUTHWEST REGIONAL PCR LABORATORY			1	100%	1
LAKE LURE HEALTH CENTER			1	100%	1
GRAND VILLA OF PINELLAS PARK			1	100%	1
Walgreens #3661		1			1
COMMUNITY			1	100%	1
CVS NY549POCT RIDGEWOOD			1	100%	1
FULGENT GENETICS HOUSTON		1			1
APPLECARE URGENT CARE KINGSLAND			1	100%	1
ADVANCED HEALTHCARE ASSOCIATES		1			1
MEA PRIMARY CARE PLUS BYRAM			1	100%	1
CURELOGICS WOUND CARE & HYPERBARIC CENTER		1			1
KEY WEST HMA PHYSICIAN MANAGEMENT, LLC			1	100%	1
MOUNT SINAI MEDICAL CENTER AVENTURA ER			1	100%	1
Arlington Care Center			1	100%	1
ST FRANCIS MEDICAL CENTER			1	100%	1
PROGRESSIVE MEDICAL LAB LLC			1	100%	1
AVERA SACRED HEART HOSPITAL			1	100%	1
KETTERING MEDICAL CENTER			1	100%	1
OSF SAINT FRANCIS MEDICAL CENTER			1	100%	1
AVON PARK CLUSTER		1			1

COVID-19: testing by laboratory

Data through Jan 14, 2021 verified as of Jan 15, 2021 at 09:25 AM

Data in this report are provisional and subject to change.

The numbers in the table below represent the number of Florida and non-Florida residents for whom test results were received by the Department of Health. A person can be tested by more than one laboratory and can have both positive and negative results. **Therefore, the sum of the numbers in each column will be larger than the total number of people tested.**

Reporting lab	Inconclusive	Negative	Positive	Percent positive	Total
FRESENIUS SOUTH FORT MYERS		1			1
SYNAPSE ANALYTICAL LABS		1			1
ALL PRO ORTHOPEDICS & SPORTS MEDICINE, PA			1	100%	1
MINUTECLINIC DIAG OF IND, LLC #4368		1			1
EXACCARE KINGSTON, LLC			1	100%	1
GASTROENTEROLOGY ASSOC OF PENSACOLA, PA			1	100%	1
LEELANAU OPCO, LLC		1			1
ADVENTHEALTH MEDICAL GROUP FAMILY AND INTERNAL			1	100%	1
DEVITA		1			1
BAYSIDE URGENT CARE CENTER INC			1	100%	1
MINUTECLINIC DIAGNOSTIC OF KANSAS, PC		1			1
WEILL CORNELL MEDICAL ASSOCIATES - EAST SIDE		1			1
PROVIDENCE PORTLAND MEDICAL CENTER		1			1
GOOD SAMARITAN HOSPITAL			1	100%	1
ALLIED PEDIATRICS & FAMILY MEDICINE			1	100%	1
Carrollton Manor Inc		1			1
Mountain City Care and Rehabilitation Center		1			1
SOUTH DADE NURSING & REHABILITATION CENTER			1	100%	1
Pinnacle Assisted Living			1	100%	1
KIOSK MEDICINE KENTUCKY LLC		1			1
Parkside Manor		1			1
American Fork Care Center dba Heritage Care Center		1			1
Glen Oaks Health and REhabilitation		1			1
THE ARLINGTON OF NAPLES INC.			1	100%	1
LABORATORY COPORATION OF AMERICA			1	100%	1
ST JOHNS MEDICAL CENTER		1			1
CVS OH5457POCT POWELL		1			1
MT CARMEL PHARMACY INC		1			1
Broomall Manor		1			1
CLEVELAND HEARTLAB			1	100%	1
CORNERSTONE PEDIATRICS			1	100%	1
SIGNATURE CARE MEMORIAL CITY			1	100%	1
WALGREENS #15291		1			1
Melbourne Terrace Rehabilitation Center			1	100%	1
KANA MEDICAL			1	100%	1
ALPHA CLINICAL LABORATORY CORP.			1	100%	1
MEDEXPRESS URGENT CARE - LEOMINSTER		1			1
MINUTECLINIC DIAGNOSTIC OF OHIO #4401		1			1
MPMC LAB MICRO			1	100%	1
TRUMAN MEDICAL CENTER - HOSPITAL HILL			1	100%	1
TMH URGENT CARE CENTER			1	100%	1
DASCENA, INC			1	100%	1
GENEVA FAMILY HEALTH			1	100%	1
FAIRFIELD MEDICAL CENTER			1	100%	1
DOYLESTOWN HOSPITAL			1	100%	1
Riviera Health Resort		1			1

COVID-19: testing by laboratory

Data through Jan 14, 2021 verified as of Jan 15, 2021 at 09:25 AM

Data in this report are provisional and subject to change.

The numbers in the table below represent the number of Florida and non-Florida residents for whom test results were received by the Department of Health. A person can be tested by more than one laboratory and can have both positive and negative results. **Therefore, the sum of the numbers in each column will be larger than the total number of people tested.**

Reporting lab	Inconclusive	Negative	Positive	Percent positive	Total
SACRED HEART HOSPITAL NURSING			1	100%	1
BRISTOL REGINAL MEDICAL CENTER			1	100%	1
US LABORATORIES			1	100%	1
OCEAN MEDICAL CENTER		1			1
CVS IL1773POCT TINLEY PARK		1			1
Raleigh Center (WV)			1	100%	1
CHRISTIANA HOSPITAL		1			1
PALOMAR MEDICAL CENTER			1	100%	1
SILVER SPRINGS SHORES DIALYSIS			1	100%	1
MAINE CENTER FOR DISEASE CONTROL AND PREVENTION			1	100%	1
SCIENCE CARE			1	100%	1
ALLEGANY COUNTY DEPARTMENT OF HEALTH		1			1
AURORA CONSOLIDATED LABORATORY			1	100%	1
SPECIALTY DRUG TESTING			1	100%	1
HILTON HEAD HOSPITAL/INPATIENT			1	100%	1
KEY WEST BRANCH MEDICAL CLINIC			1	100%	1
MANOR CARE OF DELRAY BEACH FL LLC		1			1
Medicalodges Neosho			1	100%	1
ST. JOHN HOSPITAL & MEDICAL CENTER			1	100%	1
HIGHLAND PARK LAKEWOOD PRESTON HOLLOW			1	100%	1
HEALTH GUAGE			1	100%	1
The Center at Centennial			1	100%	1
Hillside Manor Rehabilitation and Extended Care Center		1			1
Memorial Health Care Center			1	100%	1
MARYLAND DEPARTMENT OF HEALTH AND MENTAL HYGIENE-LABORATORIES			1	100%	1
CVS KY4779POCT LOUISVILLE		1			1
REFERENCE LABORATORY			1	100%	1
FIU HEALTH CARE CENTER			1	100%	1
MEDEXPRESS URGENT CARE - WICHITA, N MAIZE RD		1			1
HOLLAND COMMUNITY HOSPITAL		1			1
STARLING AT SAN JOSE			1	100%	1
SHANDS JACKSONVILLE CLINICAL CENTER			1	100%	1
Bethel Lutheran Nursing & Rehabilitation Center		1			1
CVS NC2357POCT HUNTERSVILLE		1			1
SHAMRA MEDICAL LABORATORY			1	100%	1
SEATTLE-KING COUNTY			1	100%	1
SPRINGFIELD HOSPITAL			1	100%	1
PM PEDIATRICS OF SELDEN, PLLC		1			1
CAREWELL URGENT CARE FITCHBURG			1	100%	1
QUALITY CLINICAL LAB LLC			1	100%	1
FAYETTE MEDICAL CENTER LAB		1			1
DOCTOR'S IN-HOUSE LAB/COMMUNITY HEALTH CENTERS OF PINELLAS - JOHNNIE R			1	100%	1
WHEATON FRANCISCAN LABORATORY			1	100%	1
MEMORIAL HOSPITAL LOS BANOS			1	100%	1
LIMA MEMORIAL HOSPITAL			1	100%	1
SKY RIDGE MEDICAL CENTER - MICRO			1	100%	1

COVID-19: testing by laboratory

Data through Jan 14, 2021 verified as of Jan 15, 2021 at 09:25 AM

Data in this report are provisional and subject to change.

The numbers in the table below represent the number of Florida and non-Florida residents for whom test results were received by the Department of Health. A person can be tested by more than one laboratory and can have both positive and negative results. **Therefore, the sum of the numbers in each column will be larger than the total number of people tested.**

Reporting lab	Inconclusive	Negative	Positive	Percent positive	Total
URGENT DOC -NACOGODOCHES CLINIC			1	100%	1
SOUTH FLORIDA PEDIATRIC PARTNERS			1	100%	1
MEDEXPRESS URGENT CARE - HADLEY		1			1
THE INTERNAL MEDICAL GROUP		1			1
EASTSIDE URGENT CARE			1	100%	1
LIFE CARE CENTER OF HILTON HEAD		1			1
HUMC		1			1
ORLANDO PHYSICIAN NETWORK		1			1
CLEVELAND CLINIC OHIO LABORATORIES			1	100%	1
CHIPOLA QUICK CARE			1	100%	1
FLORIDA HEALTH CARE MEDICAL GROUP		1			1
MEDCOR CORPORATE CLINIC			1	100%	1
Cerenity Senior Care-White Bear Lake		1			1
GOSHEN HOSPITAL			1	100%	1
Crisp Regional Nursing and Rehab Center		1			1
MAYO CLINIC BEACHES PRIMARY CARE CTR		1			1
SANITAS RESEARCH LLC			1	100%	1
MONMOUTH MEDICAL CENTER		1			1
MINUTECLINIC, LLC #07876			1	100%	1
PATHOLOGY		1			1
EVANS FAMILY CARE PA			1	100%	1
HORIZON MEDICAL CENTER			1	100%	1
OLEAN GENERAL HOSPITAL		1			1
FAMILY PRACTICE OF CENTRAL FLORIDA PA			1	100%	1
LAKE VIEW COURT		1			1
CARENOW LAKE WORTH			1	100%	1
WALGREENS # 12338		1			1
MAINE HEALTH AND ENVIRONMENTAL TESTING LABORATORY			1	100%	1
BAYSHORE POINTE NURSING AND REHAB CENTER			1	100%	1
MARYLAND DEPARTMENT OF HEALTH AND MENTAL HYGIENE			1	100%	1
USCG AIR STATION CLEARWATER CLINIC			1	100%	1
HAMILTON CI MAIN UNIT ANNEX/ WORK CAMP			1	100%	1
MEDEXPRESS URGENT CARE - BENTON		1			1
GAMMA HEALTHCARE, INC		1			1
FRESENIUS KIDNEY CARE FORT WALTON BEACH			1	100%	1
NABI		1			1
LAKE PEDIATRICS			1	100%	1
FLORIDA MEDICAL CENTER			1	100%	1
GADSDEN FAMILY PRACTICE		1			1
NONA MEDICAL ARTS		1			1
CTMD MEDICAL CENTER, PA			1	100%	1
BLUETAIL MEDICAL GROUP, LLC			1	100%	1
MD NOW MEDICAL CENTERS, INC			1	100%	1
VA OUTPATIENT PHARMACY			1	100%	1
OPTUM OF RED ROAD		1			1
SOUTHERN HILLS MEDICAL CENTER			1	100%	1

COVID-19: testing by laboratory

Data through Jan 14, 2021 verified as of Jan 15, 2021 at 09:25 AM

Data in this report are provisional and subject to change.

The numbers in the table below represent the number of Florida and non-Florida residents for whom test results were received by the Department of Health. A person can be tested by more than one laboratory and can have both positive and negative results. **Therefore, the sum of the numbers in each column will be larger than the total number of people tested.**

Reporting lab	Inconclusive	Negative	Positive	Percent positive	Total
FLORIDA KEYS PED AND ADOLES CTR			1	100%	1
SIGNATURE CARE MIDLAND			1	100%	1
DEVLIN MANOR NURSING AND REHABILITATION		1			1
FREDERICK AVENUE GROUP HOME		1			1
HAMILTON COUNTY HEALTH DEPARTMENT		1			1
NEW YORK STATE DEPARTMENT OF HEALTH			1	100%	1
MIAMI-DADE COUNTY HEALTH DEPT.		1			1
COASTAL PEDIATRICS LLC			1	100%	1
HERNANDO CHILDREN'S			1	100%	1
ST. MICHAEL'S ELITE HOSPITAL			1	100%	1
Wedgewood Manor		1			1
MEDICAL CITY DENTON			1	100%	1
Southwest Louisiana Veterans Home			1	100%	1
TREASURE COAST MEDICAL CONCIERGE LLC			1	100%	1
MID-FLORIDA PATHOLOGY LLC		1			1
CITRUS HEALTH NETWORK INC			1	100%	1
ANY LAB TEST FAST CORP			1	100%	1
CVS SC5479POCT INDIAN LAND		1			1
Monument Health Custer Care Center		1			1
Harris Hill Nursing Facility		1			1
MC DIAGNOSTIC OF CONNECTICUT, PC #114		1			1
Cornerstone at the Ranch		1			1
Hackensack Univ Medical Center At Pasc		1			1
CARSON NURSING AND REHABILITATION CENTER		1			1
SOFTCELL L-FORM LABORATORIES, LLC			1	100%	1
BAPTIST HEALTH MEDICAL PLAZA			1	100%	1
Kroger - KRO01100688			1	100%	1
BIOMERIEUX			1	100%	1
HALIFAX HEALTH PRIMARY CARE ORMOND			1	100%	1
CVS TX7821POCT LEAGUE CITY		1			1
CARE POINT HEALTH AND WELLNESS CENTER		1			1
LIFELINK TRANSPLANT INSTITUTE LAB			1	100%	1
MEDEXPRESS URGENT CARE - BROOKHAVEN		1			1
Community Care Center of Heritage House, LLC			1	100%	1
STEPHENS COUNTY HOSPITAL			1	100%	1
FLORIDA CLINICAL RESEARCH CENTER, LLC			1	100%	1
NORTH COUNTRY FAMILY HEALTH CENTER INC		1			1
BROADWAY HEALTH FLORIDA MEDICAL CLINIC URGENT CARE			1	100%	1
BLACK STALLION WALK IN AND EXERCISE CLINICS LLC		1			1
LAKE SUCCESS EXTENDED CARE		1			1
GSM OCED Subsection			1	100%	1
CHAMBREL AT PINECASTLE			1	100%	1
MINUTE CLINIC LLC #1909		1			1
LAREDO EMERGENCY ROOM			1	100%	1
JOHNSON & JOHNSON VISION CARE-VISTAKON			1	100%	1
FHPG SURGICAL ASSOCIATES OF EAST PASCO			1	100%	1

COVID-19: testing by laboratory

Data through Jan 14, 2021 verified as of Jan 15, 2021 at 09:25 AM

Data in this report are provisional and subject to change.

The numbers in the table below represent the number of Florida and non-Florida residents for whom test results were received by the Department of Health. A person can be tested by more than one laboratory and can have both positive and negative results. **Therefore, the sum of the numbers in each column will be larger than the total number of people tested.**

Reporting lab	Inconclusive	Negative	Positive	Percent positive	Total
CONTINENTAL HOME HEALTH CARE INC			1	100%	1
LabCorp L#09258295 M#09258285			1	100%	1
CHOTA COMMUNITY HEALTH SERVICES		1			1
Rehab Select of Talladega		1			1
PINELLAS CHD - CLEARWATER			1	100%	1
BLOSSOMS ASSISTED LIVING 1 LLC			1	100%	1
THE TOLEDO HOSPITAL			1	100%	1
Kroger 895 - The Little Clinic Green Hills		1			1
TREASURE COAST PEDIATRICS PA			1	100%	1
MINUTE CLINIC LLC #6765		1			1
VANDERBILT UNIVERSITY MEDICAL CENTER			1	100%	1
Buena Vista Care Center		1			1
TENNOVA ER - SANGO			1	100%	1
IMMERSION RESIDENTIAL LLC			1	100%	1
BROOKDALE PALM BEACH GARDENS			1	100%	1
TITUSVILLE CENTER FOR SURGICAL EXCELLENCE LLC		1			1
AVERA ST. MARY'S HOSPITAL			1	100%	1
CVS TN5601POCT LENOIR CITY		1			1
KIDSVILLE PEDIATRICS IV PA		1			1
MEDEXPRESS URGENT CARE - WESTFIELD, E MAIN ST			1	100%	1
AURORA MEDICAL CENTER-KENOSHA			1	100%	1
Chateau Living Center			1	100%	1
CHRISTUS SPOHN HOSPITAL			1	100%	1
SPECTRUM LABORATORY			1	100%	1
OMNICARE PHARMACY OF TEXAS 1, LP		1			1
CVS PA1296POCT DREXEL HILL		1			1
RAJ K PAI MD PA			1	100%	1
Fairview			1	100%	1
LAB PLUS, LLC			1	100%	1
LIFEGUARD AMBULANCE SERVICE LLC - BAY COUNTY			1	100%	1
IVY CREEK URGENT CARE OF ENTERPRISE			1	100%	1
Tremont Health & Rehabilitation Center		1			1
BORINQUEN HEALTH CENTER			1	100%	1
OAKWOOD HOSPITAL - SOUTHSORE			1	100%	1
SANFORD PEDIATRIC ASSOCIATES, PA			1	100%	1
Princeton Place			1	100%	1
CVS NV5942POCT LAS VEGAS		1			1
FAMILY MEDICAL CLINIC KENDALL LLC			1	100%	1
AMERICAN LAB LLC		1			1
ADVENT HEALTH - OWASA			1	100%	1
SOUTH BEND MEDICAL FOUNDATION			1	100%	1
UNIVERSITY OF MIAMI SCCC RESEARCH LABORATORY			1	100%	1
DESERT HOSPITAL/CPHU CLINICAL LABORATORY			1	100%	1
LAKEVIEW HEALTH CARE SYSTEM LLC			1	100%	1
CORIZON HEALTH INC			1	100%	1
Kroger 717 - The Little Clinic Dolphin Drive			1	100%	1

COVID-19: testing by laboratory

Data through Jan 14, 2021 verified as of Jan 15, 2021 at 09:25 AM

Data in this report are provisional and subject to change.

The numbers in the table below represent the number of Florida and non-Florida residents for whom test results were received by the Department of Health. A person can be tested by more than one laboratory and can have both positive and negative results. **Therefore, the sum of the numbers in each column will be larger than the total number of people tested.**

Reporting lab	Inconclusive	Negative	Positive	Percent positive	Total
LEXINGTON HOSPITAL CORPORATION			1	100%	1
SHAH			1	100%	1
NORTH FLORIDA FAMILY MEDICINE			1	100%	1
WINTER PARK INTERNAL MEDICINE MD PA			1	100%	1
MIAMI BEACH MEDICAL GROUP LLC			1	100%	1
CARESPOT - OCOEE			1	100%	1
MEDPOST - NORTH DALLAS			1	100%	1
ST JOHNS PEDIATRICS PA		1			1
ST JOHNS EPISCOPAL HOSPITAL SOUTH SHORE		1			1
CHILDREN'S MEDICAL CENTER-EAST ORLANDO			1	100%	1
ST VINCENTS AMBULATORY CARE INC			1	100%	1
SMITH			1	100%	1
HEALTHCARE ASSOCIATES OF IRVING, LLP			1	100%	1
VIVEX/UMTB BIOMEDICAL			1	100%	1
Cortland Acres Association		1			1
Kroger 682 - The Little Clinic New Holland Market			1	100%	1
QUEST INC			1	100%	1
SOLARIS HEALTHCARE PLANT CITY		1			1
HARBOR BEACH NURSING AND REHABILITATION CENTER			1	100%	1
SAINT BARNABAS MEDICAL CENTER		1			1
PEDRO L ORTEGA MD PA			1	100%	1
THE LITTLE CLINIC LLC			1	100%	1
MINUTE CLINIC DIAGNOSTIC PA			1	100%	1
PALM BEACH DIABETES AND ENDOCRINE SPECIALISTS, PA			1	100%	1
TITUSVILLE REHABILITATION AND NURSING CENTER		1			1
HELGEMO & LIOU PEDIATRICS			1	100%	1
BAYOU URGENT CARE			1	100%	1
MEDICAL ASSOCIATES OF THE SHOALS		1			1
MINUTECLINIC MINUTECLINIC #3665		1			1
USF PHYSICIANS GROUP			1	100%	1
ISLAND NURSING HOME			1	100%	1
NORTH SHORE HEMATOLOGY-ONCOLOGY ASSOCIATES PC		1			1
Fairhaven Retirement Community		1			1
MINUTE CLINIC LLC #0169		1			1
Imperial Healthcare Centre			1	100%	1
GEORGE WASHINGTON UNIVERSITY HOSPITAL			1	100%	1
PRISMA HEALTH TUOMEY LABORATORY			1	100%	1
MEDICAL CITY NORTH HILLS			1	100%	1
THEDACARE FAMILY MEDICINE GATEWAY			1	100%	1
ACCESS FAMILY CARE LLC			1	100%	1
HEALTH EXPRESS		1			1
CHILDREN'S MEMORIAL HOSPITAL			1	100%	1
SUNCOAST BEHAVIORAL HEALTH CENTER			1	100%	1
LABORATORIO MEDICO CENTRAL CONDOMINO MD			1	100%	1
DEL PRADO MEDICAL CENTER, INC		1			1
PEDIATRIC ASSOCIATES - DORAL			1	100%	1

COVID-19: testing by laboratory

Data through Jan 14, 2021 verified as of Jan 15, 2021 at 09:25 AM

Data in this report are provisional and subject to change.

The numbers in the table below represent the number of Florida and non-Florida residents for whom test results were received by the Department of Health. A person can be tested by more than one laboratory and can have both positive and negative results. **Therefore, the sum of the numbers in each column will be larger than the total number of people tested.**

Reporting lab	Inconclusive	Negative	Positive	Percent positive	Total
DONALSONVILLE HOSPITAL			1	100%	1
TARRYTOWN PHARMACY			1	100%	1
SOUTH FLORIDA BAPTIST HOSPITAL			1	100%	1
Kroger 124 - The Little Clinic University		1			1
CONCIERGE INTERNAL MEDICINE ASSOCIATES			1	100%	1
Signature Healthcare of Savannah		1			1
Heritage Health of Peru			1	100%	1
WYOMING COUNTY DEPARTMENT OF HEALTH		1			1
NORTH FL SOUTH GA HCS-LAKE CITY			1	100%	1
SPINE & PAIN CONSULTANT PLLC		1			1
HEALTH PLUS SUNRISE MEDICAL OFFICE			1	100%	1
RAPID CITY REGIONAL HOSPITAL -579 ATTN. LABORATORY		1			1
BMC/NASSAU			1	100%	1
MEDEXPRESS URGENT CARE - ST CLAIR, CLOVER DR.		1			1
DOCTORS HEARING			1	100%	1
ACCOMPLISHED HOME CARE		1			1
MY URGENT CARE CLINIC			1	100%	1
RIVIERA BEACH HEALTH CENTER LAB			1	100%	1
NHC Chattanooga			1	100%	1
CHRISTUS GOOD SHEPHERD MEDICAL CENTER			1	100%	1
ADVENTHEALTH IMAGING LAKE NONA			1	100%	1
ST. LUKE'S HOSPITAL			1	100%	1
ST. PETERSBURG PEDIATRICS-SEMINOLE			1	100%	1
MADISON AT OVIEDO			1	100%	1
CVS NC7047POCT DURHAM		1			1
Integrity Healthcare of Carbondale			1	100%	1
UHEALTH CORAL SPRINGS			1	100%	1
CENTRAL TX MEDICAL CENTER - LAB			1	100%	1
COVID RAPID LABS			1	100%	1
THE CLINIC ON SIXTH			1	100%	1
CFCH - FROSTPROOF			1	100%	1
HCL LABORATORIES			1	100%	1
CHESAPEAKE REGIONAL MEDICAL CENTER			1	100%	1
JOSEPH SCHENKER MD PC		1			1
PRIMACARE MEDICAL LAKEWOOD			1	100%	1
FLAGLER CARE CENTER			1	100%	1
WINTER PARK MEMORIAL HOSPITAL LABORATORY		1			1
CONWAY - SHERWOOD URGENT CARE			1	100%	1
PULMONARY MEDICINE		1			1
PM PEDIATRICS PC			1	100%	1
TANGLEWOOD MANOR		1			1
PHYSICIANS PREMIER			1	100%	1
Kroger 379 - The Little Clinic Stony Brook		1			1
Central Park Healthcare & Rehabilitation Center		1			1
INDIAN RIVER CLINICAL LABORATORY, INC.		1			1
SUMMIT LABORATORY			1	100%	1

COVID-19: testing by laboratory

Data through Jan 14, 2021 verified as of Jan 15, 2021 at 09:25 AM

Data in this report are provisional and subject to change.

The numbers in the table below represent the number of Florida and non-Florida residents for whom test results were received by the Department of Health. A person can be tested by more than one laboratory and can have both positive and negative results. **Therefore, the sum of the numbers in each column will be larger than the total number of people tested.**

Reporting lab	Inconclusive	Negative	Positive	Percent positive	Total
HEALTH PARTNERS REGIONAL HOSPITAL			1	100%	1
The Evangelical Lutheran Good Samaritan Society Prescott Village		1			1
Kroger 524 - The Little Clinic Iron Bridge Road		1			1
SONNI'S PEDIATRICS			1	100%	1
UF HEALTH - WILDLIGHT			1	100%	1
ASPIRUS WAUSAU HOSPITAL			1	100%	1
LOURDES URGENT CARE			1	100%	1
LOPEZ		1			1
ALPHA 1 ANTITRYPSIN RESEARCH PROGRAM			1	100%	1
Birmingham Nursing & Rehab Center		1			1
CELEBRATION HOSPITAL			1	100%	1
SV MOBILE HEALTH			1	100%	1
Gulf Coast health and Rehabilitation, LLC		1			1
SIMPLY HEALTHCARE AND WELLNESS CLINIC, PC			1	100%	1
CALIFORNIA PUBLIC HEALTH LABORATORY			1	100%	1
Kroger 758 - The Little Clinic Providence		1			1
MEDSTAR HEALTH URGENT CARE			1	100%	1
GREATER TAMPA AT HOME			1	100%	1
GENESEE COUNTY HEALTH DEPARTMENT		1			1
MINUTECLINIC DIAG OF IND, LLC #6250		1			1
C A R E S		1			1
CVS MINUTE CLINIC DIAGNOSTIC MED GRP OF CAL		1			1
INDIANA STATE DEPARTMENT OF HEALTH CLINIC MICROBIOLOGY		1			1
REELFOOT FAMILY WALK-IN CLINIC		1			1
MEDICAL CLINIC OF HOUSTON			1	100%	1
ST. LUKES HOSPITAL			1	100%	1
Good Samaritan Society Waukon		1			1
CVS NC3319POCT CHARLOTTE		1			1
SEWALLS POINT PHARMACY INC			1	100%	1
PENSACOLA PATHOLOGY		1			1
CANDLER HOSPITAL			1	100%	1
HARDIN HEALTH INC		1			1
CHILDRENS SPECIALIST PEDIATRIC PULMMOLOGY &			1	100%	1
CVS MO4850POCT SPRINGFIELD		1			1
PALM BAY URGENT CARE PL		1			1
Senatobia Healthcare & Rehab		1			1
OXY-GENLAB			1	100%	1
Elm Crest Senior Living Community		1			1
THE HEART HOSPITAL BAYLOR PLANO			1	100%	1
VA OPTOMETRY CLINIC			1	100%	1
CACERES SPECIALIZED GYNECOLOGY		1			1
MED CHOICE CENTER OF NORTH MIAMI			1	100%	1
BOCA CIEGA CENTER			1	100%	1
BLANCHARD VALLEY HOSPITAL LABORATORY			1	100%	1
ORANGE PEDIATRICS PA			1	100%	1
CVS TN5639POCT FARRAGUT			1	100%	1

COVID-19: testing by laboratory

Data through Jan 14, 2021 verified as of Jan 15, 2021 at 09:25 AM

Data in this report are provisional and subject to change.

The numbers in the table below represent the number of Florida and non-Florida residents for whom test results were received by the Department of Health. A person can be tested by more than one laboratory and can have both positive and negative results. **Therefore, the sum of the numbers in each column will be larger than the total number of people tested.**

Reporting lab	Inconclusive	Negative	Positive	Percent positive	Total
BAPTIST EMERGENCY HOSPITAL KELLY			1	100%	1
UNIVERSITY OF IOWA HOSPITALS & CLINICS			1	100%	1
MAYO CLINICAL LABORATORIES		1			1
SYCAMORE MEDICAL CENTER-KETTERING HEALTH NETWORK			1	100%	1
ASCARATE DIALYSIS			1	100%	1
URGENTMED PLANTATION			1	100%	1
MEDICAL ARTS LABORATORY			1	100%	1
PLANT CITY FAMILY CARE		1			1
THE MEDICAL CENTER AT BOWLING GREEN			1	100%	1
NEMOURS CHILDRENS PRIMARY CARE CLERMONT			1	100%	1
C V S / PHARMACY #4396		1			1
ROCKLEDGE HEALTH & REHABILITATION CENTER			1	100%	1
SIGNATURE CARE COLLEGE STATION			1	100%	1
WALGREENS #01398			1	100%	1
AUTUMN HOUSE			1	100%	1
BRENTWOOD AT FORE RANCH			1	100%	1
STAMFORD HOSPITAL			1	100%	1
PULSE MEDICAL GROUP INC			1	100%	1
WESTEX URGENT CARE, PLLC			1	100%	1
VILLAGES HEALTH SYSTEM, LLC, THE			1	100%	1
SOUTHEAST MISSOURI HOSPITAL		1			1
FLORIDA MEDICAL CLINIC, LLC			1	100%	1
BSA PHYSICIANS GROUP, INC D/B/A BSA FAMILY MEDICAL			1	100%	1
ST GERARD'S COMMUNITY OF CARE		1			1
Miller Health Care Center			1	100%	1
Kingston Care Center of Fort Wayne		1			1
SHARON REGIONAL MEDICAL CENTER			1	100%	1
DIGNITY HEALING LLC			1	100%	1
SUN CLINICAL LABORATORIES			1	100%	1
ROAN MOUNTAIN MEDICAL CENTER			1	100%	1
BEAUFORT MEMORIAL			1	100%	1
NORTH SHORE HEMATOLOGY-ONCOLOGY ASSOCI		1			1
THE CHILDREN'S HOSPITAL OF PHILADELPHIA		1			1
FLORIDA EPIDEMIOLOGY PROGRAM			1	100%	1
MINUTECLINIC, LLC #4507		1			1
MARTIN HEALTH PHYSICIAN GROUP			1	100%	1
URGENT CARE OF FORT LAUDERDALE INC			1	100%	1
APPLECARE VALDOSTA			1	100%	1
CLARE BRIDGE OF CAPE CORAL		1			1
MINUTECLINIC DIAG OF IND, LLC #6908		1			1
Village Crest Center for Health & Rehabilitation		1			1
BAYCARE OUTREACH LAB WH SOUTH			1	100%	1
Kroger 390 - The Little Clinic North College Hill		1			1
FLORIDA CLINICAL LABORATORY INC DBA			1	100%	1
MINUTECLINIC DIAGNOSTIC OF KANSAS PA		1			1
ORLANDO HEALTH MEDICAL GROUP			1	100%	1

COVID-19: testing by laboratory

Data through Jan 14, 2021 verified as of Jan 15, 2021 at 09:25 AM

Data in this report are provisional and subject to change.

The numbers in the table below represent the number of Florida and non-Florida residents for whom test results were received by the Department of Health. A person can be tested by more than one laboratory and can have both positive and negative results. **Therefore, the sum of the numbers in each column will be larger than the total number of people tested.**

Reporting lab	Inconclusive	Negative	Positive	Percent positive	Total
CARENOW MIDTOWN			1	100%	1
HALIFAX HEALTH PRIMARY CARE			1	100%	1
ORCHID TERRACE		1			1
RAYMOND BASRI MD		1			1
CVS GA7064POCT STOCKBRIDGE		1			1
LITTLE FALLS HOSPITAL LABORATORY		1			1
METROPOLITAN			1	100%	1
VISTA LAKE ASSISTED LIVING			1	100%	1
SANTA MONICA CA-UCLA MC			1	100%	1
JAX FAMILY CARE		1			1
Autumn Care of Suffolk		1			1
CSL PLASMA LAB			1	100%	1
JACKSON MADISON CO. GEN. HOSPITAL			1	100%	1
VA COMMUNITY BASED CLINIC - LAKE CITY			1	100%	1
HUNEYCUTT FAMILY PRACTICE			1	100%	1
INFECTION CONTROL DEPT			1	100%	1
Oakland Nursing and Rehabilitation Center		1			1
HEALTHCARE FOR THE HOMELESS			1	100%	1
SURGERY CENTER, THE			1	100%	1
Arch Plaza Nursing and Rehabilitation Center			1	100%	1
PRIMARY CARE & PEDIATRICS - SHEPHERSTOWN		1			1
GRAND VIEW HOSPITAL			1	100%	1
MCH PHYSICIANS GROUP			1	100%	1
MEDEXPRESS URGENT CARE - FORT SMITH		1			1
ER NEAR ME HULEN		1			1
Valley Center (WV)			1	100%	1
Northern Nevada State Veterans Home		1			1
DAVENPORT PEDIATRICS CLERMONT PA		1			1
EVENTIDE LUTHERAN HOME		1			1
ST.ELIZABETH HEALTH CENTER	1				1
EXAC CARE CROSSVILLE		1			1
Kroger 739 - The Little Clinic La Grange Road		1			1
POINTE MEDICAL SERVICES INC			1	100%	1
LAURELLWOOD NURSING CENTER		1			1
Jacaranda Manor			1	100%	1
Douglas County Health Center		1			1
BEAUMONT HOSPITAL			1	100%	1
Luther Acres Manor		1			1
KAISER PERMANENTE REGIONAL REFERENCE LABORATORY		1			1
CVS NJ862POCT MARLBORO		1			1
VALLEY HOSPITAL MEDICAL CENTER		1			1
MOUNT SINAI MEDICAL CENTER OF FLORIDA, INC			1	100%	1
JACKSONVILLE STATEFL			1	100%	1
Walgreens #12427			1	100%	1
SARHA DOCTORS CENTER			1	100%	1
HEALTH FIRST MEDICAL GROUP LLC			1	100%	1

COVID-19: testing by laboratory

Data through Jan 14, 2021 verified as of Jan 15, 2021 at 09:25 AM

Data in this report are provisional and subject to change.

The numbers in the table below represent the number of Florida and non-Florida residents for whom test results were received by the Department of Health. A person can be tested by more than one laboratory and can have both positive and negative results. **Therefore, the sum of the numbers in each column will be larger than the total number of people tested.**

Reporting lab	Inconclusive	Negative	Positive	Percent positive	Total
ARLINGTON ADULT RESIDENTIAL FACILITY, INC			1	100%	1
MEMORIAL HERMANN SOUTHWEST HOSPITAL			1	100%	1
CVS MINUTE CLINIC #5836		1			1
CVS NC7588POCT ASHEVILLE		1			1
MEDAC AT PORTERS NECK			1	100%	1
PHYSICIANS URGENT CARE			1	100%	1
EAST TENNESSEE STATE UNIVERSITY		1			1
CONSOLIDATED			1	100%	1
COLLINS NURSING HOME		1			1
PHYSICIAN ASSOCIATES, LLC			1	100%	1
CAREWELL 203			1	100%	1
ANY LAB TEST NOW JACKSONVILLE		1			1
MINUTECLINIC DIAG OF IND, LLC #6697		1			1
Oregon Veterans Home The Dalles		1			1
CVS IN6605POCT INDIANAPOLIS		1			1
HARMONY HEALTHCARE ORLANDO INC		1			1
SMITH KLINE			1	100%	1
UCH LAB			1	100%	1
JOHN KNOX MANOR INC II			1	100%	1
SYNEOS HEALTH			1	100%	1
TALLAHASSEE PRIMARY CARE ASSOCIATES PA			1	100%	1
DR PHILLIPS CENTER FOR WELLNESS		1			1
CENTRAL FLORIDA PRIMARY CARE			1	100%	1
ENCOMPASS HEALTH HOME HEALTH		1			1
DAVITA DIALYSIS-NORTH			1	100%	1
GRACE WELLNESS CENTER LLC			1	100%	1
HAMILTON CHD		1			1
FLORIDA HOSPITAL ORMOND BEACH			1	100%	1
MINUTECLINIC DIAGNOSTIC OF NH, LLC (CL		1			1
Winter Park Care and Rehab			1	100%	1
EVERGREEN NURSING HOME		1			1
MEDOR/ACC SYNCHRONY			1	100%	1
CAREFIRST URGENT CARE - BEECHMONT			1	100%	1
IMMY LABS			1	100%	1
Seal Rock Healthcare		1			1
SONORAN DESERT PATHOLOGY			1	100%	1
UNIVERSITY OF TEXAS AT EL PASO, THE			1	100%	1
SAINT JOSEPH'S HOSPITAL AND MEDICAL CENTER		1			1
DOC PAM PA		1			1
Village on the Green			1	100%	1
MOBILE MEDICAL CLINIC			1	100%	1
Robert Wood Johnson University Hospital			1	100%	1
BRUCE S WEST MD			1	100%	1
LOUISIANA STATE LAB			1	100%	1
ALLEGHENY GENERAL HOSPITAL			1	100%	1
MINUTECLINIC DIAGNOSTIC OF NEW MEXICO LLC #7552		1			1

COVID-19: testing by laboratory

Data through Jan 14, 2021 verified as of Jan 15, 2021 at 09:25 AM

Data in this report are provisional and subject to change.

The numbers in the table below represent the number of Florida and non-Florida residents for whom test results were received by the Department of Health. A person can be tested by more than one laboratory and can have both positive and negative results. **Therefore, the sum of the numbers in each column will be larger than the total number of people tested.**

Reporting lab	Inconclusive	Negative	Positive	Percent positive	Total
SILVERMAN			1	100%	1
TMH PHYSICIAN PARTNERS QUINCY			1	100%	1
NORTH SHORE MEDICAL CENTER - SALEM HOSPITAL			1	100%	1
FRANKLIN CBOC			1	100%	1
OAKMONT WEST- GREENVILLE SC		1			1
Florence Home		1			1
Juniper Village at Bucks County		1			1
COMMUNITY HOSPITALS INDIANAPOLIS			1	100%	1
Mercy Manor Transition Center			1	100%	1
NEW RIVER HEALTH DISTRICT			1	100%	1
NEWTON MEMORIAL HOSPITAL		1			1
PALM COAST DRAW STATION/AMERICAN HEALTH ASSOCIATES		1			1
MEDEXPRESS URGENT CARE - SOMERSET TOWNSHIP		1			1
LABONE		1			1
DERMDX, DIV OF AURORA DIAGNOSTICS/BERNHARDT LAB		1			1
HEARTLAND REGIONAL MEDICAL CENTER		1			1
FHCP ASC - ORANGE CITY			1	100%	1
Sanford Health & Rehabilitation			1	100%	1
PATHOLOGYT & LAB MEDICINE SERVICES			1	100%	1
CVS OH3476POCT TIPP CITY		1			1
CVS NV9586POCT RENO		1			1
Kroger 909 - The Little Clinic Hamilton			1	100%	1
MONROE COUNTY FIRE RESCUE		1			1
JOHN D. ARCHBOLD MEMORIAL HOSPITAL			1	100%	1
NORTH MIAMI BEACH SURGICAL CENTER			1	100%	1
INDIAN RIDGE		1			1
CFP PHYSICIANS GROUP			1	100%	1
TEVAPHARM			1	100%	1
MERRILL GARDENS AT CHAMPIONSGATE			1	100%	1
TITUS REGIONAL MEDICAL CENTER			1	100%	1
ATHENS LIMESTONE HOSPITAL		1			1
MINUTE CLINIC DIAGNOSTIC OF VIRGINIA, LLC #6292		1			1
COASTAL ER IX, PHYSICIANS PREMIER			1	100%	1
CVS CT718POCT ANSONIA		1			1
ST. VINCENT HOSPITAL			1	100%	1
UHS BINGHAMTON GENERAL			1	100%	1
ARCADIA DIALYSIS CENTER			1	100%	1
THE LITTLE CLINIC, LLC			1	100%	1
HALEYVILLE HEALTH CARE CENTER		1			1
COMMUNITY MEDICAL CENTER-ORANGE CITY		1			1
LEHIGH REGIONAL WOUND CENTER			1	100%	1
LAKELAND REGIONAL HEALTH GRASSLANDS		1			1
WINDSOR MANOR			1	100%	1
Garden View Care Center at Dougherty Ferry		1			1
MEDICAL ASSOCIATES OF PINELLAS - LAB			1	100%	1
PRACTITIONERS IN MOTION			1	100%	1

COVID-19: testing by laboratory

Data through Jan 14, 2021 verified as of Jan 15, 2021 at 09:25 AM

Data in this report are provisional and subject to change.

The numbers in the table below represent the number of Florida and non-Florida residents for whom test results were received by the Department of Health. A person can be tested by more than one laboratory and can have both positive and negative results. **Therefore, the sum of the numbers in each column will be larger than the total number of people tested.**

Reporting lab	Inconclusive	Negative	Positive	Percent positive	Total
PALMS OF FT MYERS,THE			1	100%	1
PRIMARY CARE GROUP LLC		1			1
PENINSULA REGIONAL MED CTR LAB			1	100%	1
CVS HEALTH, #2043		1			1
LOCH HAVEN PEDIATRICS			1	100%	1
NATIONAL INSTITUTES OF HEALTH CLINICAL CENTER			1	100%	1
FLORIDA ADVANCED MEDICAL AND DERM AESTHETICS LLC			1	100%	1
Kroger 339 - The Little Clinic Highlands - Bardstown Road		1			1
CAN COMMUNITY HEALTH LLC		1			1
Monument Health Strugis Care Center		1			1
UNIVERSITY OF MIAMI PRIMARY CARE SITE UMHC 3039			1	100%	1
MERCY GENERAL HOSPITAL			1	100%	1
MINUTE CLINIC DIAGNOSTICS OF IN, LLC #6252		1			1
PHYSICIANS IMMEDIATE CARE			1	100%	1
LIFESPAN HEALTH - SELMER		1			1
LUMICO LIFE INSURANCE COMPANY		1			1
RIDGE OPTUM FLORIDA			1	100%	1
GOLDING-GRANADO MEDICAL ASSOCIATES		1			1
BRIAN C GRINER MD LLC			1	100%	1
FLAGLER COUNTY BOARD OF COUNTY COMMISSIONERS			1	100%	1
LITTLE COMPANY OF MARY HOSPITAL			1	100%	1
WY RETIREMENT CENTER		1			1
FLORHAM PARK ENDOSCOPY CENTER		1			1
RAPID RESULT CORP LLC			1	100%	1
GREENTREE MEDICAL CENTER			1	100%	1
ALLIANCE MD DIRECT PRIMARY CARE			1	100%	1
LAKEVIEW REGIONAL HOSPITAL			1	100%	1
MEDICAL SPECIALISTS OF THE PALM BEACHES INC			1	100%	1
FAST PACE URGENT CARE			1	100%	1
CLEVELAND CLINIC AKRON GENERAL			1	100%	1
MEDEXPRESS URGENT CARE - LITTLE ROCK		1			1
ATRIA WILLOW WOOD			1	100%	1
BROOKDALE OF SPRING HILL		1			1
PROVIDENCE ST PETER HOSPITAL		1			1
MEDEXPRESS URGENT CARE - LAWRENCE		1			1
CORDOVA FAMILY PRACTICE			1	100%	1
CROSS CREEK HEALTH CARE		1			1
ACUPATH LABORATORIES INC			1	100%	1
PIONEER CLINICAL RESEARCH LLC			1	100%	1
Hearthstone Nursing and Rehabilitation Center		1			1
			1	100%	1
VETERANS AFFAIRS MEDICAL CENTER - EAST ORANGE			1	100%	1
CATHEDRAL GERONTOLOGY CENTER DBA CATHEDRAL CARES			1	100%	1
POMPANO BEACH ARTIFICIAL KIDNEY CENTER			1	100%	1
ELLIS HOSPITAL URGENT CARE CENTER LAB		1			1
HYDE PARK MEDICAL CENTER		1			1

COVID-19: testing by laboratory

Data through Jan 14, 2021 verified as of Jan 15, 2021 at 09:25 AM

Data in this report are provisional and subject to change.

The numbers in the table below represent the number of Florida and non-Florida residents for whom test results were received by the Department of Health. A person can be tested by more than one laboratory and can have both positive and negative results. **Therefore, the sum of the numbers in each column will be larger than the total number of people tested.**

Reporting lab	Inconclusive	Negative	Positive	Percent positive	Total
SUTTER GOULD MEDICAL FOUNDATION			1	100%	1
Kroger 57 - The Little Clinic Jay C Charlestown		1			1
Vi at Aventura		1			1
COLUMBIA CREST CARE & RAHAB		1			1
LIBERTY HEALTH CENTER			1	100%	1
Lutheran Community at Telford		1			1
LCMC LAB SUBSECTION		1			1
MEDERI CARETENDERS			1	100%	1
HEALTH ALLIANCE			1	100%	1
KANSAS CITY VA MEDICAL CENTER			1	100%	1
NORTHSIDE HOSPITAL DULUTH			1	100%	1
SLIDELL MEMORIAL HOSPITAL			1	100%	1
CVS HEALTH, #5962		1			1
CAROLINAS HEALTHCARE SYSTEM LAB			1	100%	1
DSI LABORATORIES-NAPLES-7TH			1	100%	1
MEMORIAL HEALTH SYSTEM		1			1
MINUTECLINIC DIAGNOSTIC OF TN PC #6363		1			1
DASCENA LAB			1	100%	1
BELLMORE PEDIATRICS		1			1
CVS NJ2815POCT E BRUNSWICK		1			1
Bethany Manor		1			1
LIFELINK OF FLORIDA			1	100%	1
ICARE		1			1
PROMUS DIAGNOSTICS, LLC			1	100%	1
LAS PALMAS MEDICAL CENTER			1	100%	1
Carington Park			1	100%	1
MORGAN STANELY HEALTH CENTER		1			1
TREASURE COAST PRIMARY CARE		1			1
EDGAR PRICE FAMILY & CHILDREN HEALTHCARE CENTER			1	100%	1
WALGREEN#12147		1			1
EASTSIDE MEDICAL CLINIC		1			1
CAREHERE LLC			1	100%	1
COLONIAL VILLA GOOD SAMARITAN CENTER		1			1
INTERNAL MEDICINE GROUP OF CENTRAL FLORIDA			1	100%	1
UABC			1	100%	1
SANTA ROSA PEDIATRICS			1	100%	1
STONECREST MEDICAL CENTER		1			1
SEACOAST PATHOLOGY PROFESSIONAL ASSOC		1			1
REGIONAL MEDICAL LABORATORY			1	100%	1
Acts Manor House		1			1
MODERN URGENT CARE			1	100%	1
Waddell Nursing & Rehab Center		1			1
BASCOM PALMER-MICRO LAB			1	100%	1
NORTH FLORIDA CHILD DEVELOPMENT, INC			1	100%	1
MOSAIC MEDICAL CENTER MARYVILLE			1	100%	1
ARNOLD PALMER HOSPITAL LAB POCT		1			1

COVID-19: testing by laboratory

Data through Jan 14, 2021 verified as of Jan 15, 2021 at 09:25 AM

Data in this report are provisional and subject to change.

The numbers in the table below represent the number of Florida and non-Florida residents for whom test results were received by the Department of Health. A person can be tested by more than one laboratory and can have both positive and negative results. **Therefore, the sum of the numbers in each column will be larger than the total number of people tested.**

Reporting lab	Inconclusive	Negative	Positive	Percent positive	Total
BUENA VIDA ESTATES			1	100%	1
Metairie Healthcare Center			1	100%	1
Longwood Community Living Center		1			1
Brookdale Southside			1	100%	1
BROOKDALE FORT MYERS LAKES PARK			1	100%	1
DIVERSE MEDICAL CARE LLC			1	100%	1
CHILTON MEDICAL CENTER		1			1
TWIN			1	100%	1
CARE STATION MEDICAL GROUP		1			1
ADVANCED URGENT CARE PLLC		1			1
ORDRS, INC.			1	100%	1
Maple Lane Nursing Home		1			1
BEAUMONT HOSPITAL, GROSSE POINTE			1	100%	1
FELD ENTERTAINMENT			1	100%	1
BATESVILLE - SHERWOOD URGENT CARE			1	100%	1
Redwood Springs Healthcare			1	100%	1
RABI SINHA, MD		1			1
GEORGETOWN URGENT CARE			1	100%	1
UPMC NORTHWEST HOSPITAL			1	100%	1
Kroger 523 - The Little Clinic Dickson			1	100%	1
SOUTHERN BREEZE HEALTHCARE			1	100%	1
CLUB HEALTH AND REHABILITATION CENTER, THE		1			1
HOLSTON MEDICAL GROUP		1			1
The Palms Nursing and Rehabilitation		1			1
INNOVATIVE GENOMICS, LLC			1	100%	1
OCALA REGIONAL KIDNEY CENTER EAST			1	100%	1
SOUTH TAMPA AFTER HOURS CLINIC			1	100%	1
Bivins Pointe			1	100%	1
VISTA DEL SOL MED ASSOC		1			1
Vibralfel of El Paso Rehabilitation Center			1	100%	1
El Paso Health Care Center			1	100%	1
PARTNERS IN PRIMARY CARE		1			1
OPTIMAL MEDICINE INC		1			1
EXCEPTIONAL EMERGENCY CENTER			1	100%	1
PHYSICIANS PRIMARY CARE LEHIGH PEDS			1	100%	1
LARKIN COMMUNITY HOSPITAL PALM SPRINGS CAMPUS			1	100%	1
NEW ERA HEALTH CENTER INC		1			1
ULTIMATE ANALYSIS LABORATORY			1	100%	1
UNIVERSITY OF MIAMI MILLER SCHOOL			1	100%	1
WELLNOW URGENT CARE-OSWEGO			1	100%	1
LIFELINK TISSUE BANK D/B/A LIFELINK TISSUE BANK		1			1
CVS IL2297652CV CHICAGO		1			1
WINDSOR WOODS REHAB & HEALTHCARE CTR			1	100%	1
CVS IL7143POCT SCHAUMBURG		1			1
BAXTER REGIONAL MEDICAL CENTER			1	100%	1
PARK AVENUE DERMATOLOGY NORTH			1	100%	1

COVID-19: testing by laboratory

Data through Jan 14, 2021 verified as of Jan 15, 2021 at 09:25 AM

Data in this report are provisional and subject to change.

The numbers in the table below represent the number of Florida and non-Florida residents for whom test results were received by the Department of Health. A person can be tested by more than one laboratory and can have both positive and negative results. **Therefore, the sum of the numbers in each column will be larger than the total number of people tested.**

Reporting lab	Inconclusive	Negative	Positive	Percent positive	Total
HOWELL BRANCH COURT			1	100%	1
FREEPORT ER DOX URGENT CARE		1			1
LIFE CARE CENTER OF GWINNETT		1			1
PUTNAM CO HOSPITAL-D/B/A ASBURY TOWERS		1			1
PALM SPRINGS GENERAL HOSPITAL			1	100%	1
SHANNON CLARK OD, PA			1	100%	1
POETS WALK SARASOTA			1	100%	1
TRAVIS LEE THOMPSON MD			1	100%	1
MINUTECLINIC DIAGNOSTIC, PA #10252		1			1
WESLEY MEDICAL CENTER			1	100%	1
MEDEXPRESS - WILMINGTON CONCORD PIKE		1			1
BAPTIST HOSPITAL NURSING/PATIENT CARE			1	100%	1
SACRED HEART HEALTH SYSTEM- MIDWIFE PROGRAM			1	100%	1
AFFILIATED LABORATORIES INC			1	100%	1
SOUTHWEST FLORIDA DIVISION LAB			1	100%	1
Kroger 522 - The Little Clinic Gahanna		1			1
CVS NC3853POCT BURLINGTON		1			1
Livingston County Center for Nursing and Rehabilitation		1			1
INTEGRATED GENETICS SEQUENOM		1			1
Lemont Nursing and Rehab Center			1	100%	1
ROSE HAVEN NURSING CENTER		1			1
PALMETTO PRIMARY CARE PHYSICIANS			1	100%	1
CARENOW-MONTGOMERY			1	100%	1
Kroger 635 - The Little Clinic Dacula		1			1
CVS NV5286POCT HENDERSON		1			1
MINUTECLINIC, LLC #1452		1			1
PORT ORANGE NURSING & REHAB			1	100%	1
ACCESS MEDICAL GROUP OF TAMPA INC			1	100%	1
GOOD SAMARITAN SOCIETY - DE SMET		1			1
PORTSMOUTH REG. HOSPITAL			1	100%	1
COVENANT HEALTH		1			1
Diversicare of Smyrna		1			1
HENRY FORD WEST BLOOMFIELD HOSPITAL			1	100%	1
HARBORCHASE OF VILLAGES CROSSING			1	100%	1
CHI ST VINCENT LITTLE ROCK DIAGNOSTIC CLINIC			1	100%	1
MOUNT ST MARYS HOSPITAL OF NIAGARA FALLS			1	100%	1
HUMILITY OF MARY HEALTH PARTNERS			1	100%	1
GIBSON AREA PRIMARY CARE			1	100%	1
BIOMAT ORLANDO		1			1
ST PETE DIRECT PRIMARY CARE		1			1
SUNCREST OMNI		1			1
Strasburg Care Center		1			1
LOUNDY		1			1
BOND COUNTY HEALTH DEPARTMENT			1	100%	1
NEVADA DEPARTMENT OF HEALTH AND HUMAN SERVICES			1	100%	1
Shoreline Care Center			1	100%	1

COVID-19: testing by laboratory

Data through Jan 14, 2021 verified as of Jan 15, 2021 at 09:25 AM

Data in this report are provisional and subject to change.

The numbers in the table below represent the number of Florida and non-Florida residents for whom test results were received by the Department of Health. A person can be tested by more than one laboratory and can have both positive and negative results. **Therefore, the sum of the numbers in each column will be larger than the total number of people tested.**

Reporting lab	Inconclusive	Negative	Positive	Percent positive	Total
NEBRASKA DEPARTMENT OF HEALTH AND HUMAN SERVICES			1	100%	1
CARESPOT EXPRESS HEALTHCARE BOYNTON BEACH			1	100%	1
PRINCIPLE DIAGNOSTICS LLC			1	100%	1
CARE CENTERS OF NASSAU, LLC - HENDRICKS RD		1			1
PINEVILLE PHARMACY			1	100%	1
Walgreens #5065		1			1
DAVID LAWRENCE CENTER INC			1	100%	1
BRIDGEWATER PARK ASSISTED LIVING LLC			1	100%	1
DEPARTMENT OF HEALTH SERVICES			1	100%	1
DAUGHTERS OF SARAH NURSING CENTER		1			1
TRIPLE O MEDICAL SERVICES INC			1	100%	1
CLINICAL TRIALS OF TAMPA LLC		1			1
BARRINGTON TERRACE NAPLES			1	100%	1
Kroger - KRO70600172		1			1
SUSAN F. WILLIAMS M.D., P.A.			1	100%	1
MOUNT SINAI COMPREHENSIVE CANCER CENTER			1	100%	1
MEDEXPRESS URGENT CARE - DERBY N ROCK		1			1
MINUTECLINIC # 21110			1	100%	1
NEW YORK PRESBYTERIAN HOSPITAL			1	100%	1
ADVENTHEALTH MEDICAL GROUP OBSTETRICS			1	100%	1
RICHICHI FAMILY HEALTH			1	100%	1
BNJ		1			1
EMERGENCY CARE SERVICES LAB AT JFK MEDICAL CENTER			1	100%	1
LANCASHIRE HALL NURSING AND REHABILITATION CENTER		1			1
SOUTHWOOD HEALTHCARE CENTER		1			1
Kroger 481 - The Little Clinic Houston Levee		1			1
COSTCO PHARMACY #1023			1	100%	1
COVID TESTING LLC			1	100%	1
Garden Villa Bedford		1			1
INSTANT MEDICAL CARE CENTER			1	100%	1
MEDEXPRESS URGENT CARE - ANDERSON		1			1
STANLY REGIONAL MEDICAL CENTER			1	100%	1
MINUTECLINIC DIAGNOSTIC OF OHIO #5060		1			1
GIFFORD MEMORIAL HOSPITAL		1			1
UNIVERSITY OF BALTIMORE WASHINGTON MEDICAL CENTER			1	100%	1
MEDEXPRESS URGENT CARE, LANCASTER WEST		1			1
FLORIDA STATE UNIVERSITY HEALTH SERVICES			1	100%	1
NORTH SHORE HEMATOLOGY-ONCOLOGY ASSOCIATES		1			1
CAMBRIDGE HEALTH ALLIANCE			1	100%	1
Holly Hill Healthcare Center			1	100%	1
FRESENIUS KIDNEY CARE			1	100%	1
PELICAN STATE OUTPATIENT CENTER			1	100%	1
NHLS		1			1
TMH CANCER CENTER LABORATORY			1	100%	1
LAKE REGIONAL HEALTH			1	100%	1
EAST FL CORE LAB			1	100%	1

COVID-19: testing by laboratory

Data through Jan 14, 2021 verified as of Jan 15, 2021 at 09:25 AM

Data in this report are provisional and subject to change.

The numbers in the table below represent the number of Florida and non-Florida residents for whom test results were received by the Department of Health. A person can be tested by more than one laboratory and can have both positive and negative results. **Therefore, the sum of the numbers in each column will be larger than the total number of people tested.**

Reporting lab	Inconclusive	Negative	Positive	Percent positive	Total
NORTHEAST FLORIDA HEALTH SERVICES			1	100%	1
ONPOINT URGENT CARE			1	100%	1
SOUTHWOOD NURSING & RETIREMENT CENTER		1			1
MOORE CLINICAL RESEARCH INC			1	100%	1
BOSTON MEDICAL CENTER			1	100%	1
15 TO KNOW			1	100%	1
Mountain View Manor			1	100%	1
YOUR HEALTH PEDIATRICS INC			1	100%	1
PARRISH MEDICAL GROUP			1	100%	1
BAYMEADOWS PEDIATRIC CARE		1			1
MEDEXPRESS URGENT CARE - SPRINGFIELD, COOLEY ST		1			1
ORLANDO HEALTH PHYSICIAN GROUP			1	100%	1
UNIVERSITY OF SOUTH FLORIDA			1	100%	1
FRESENIUS KIDNEY CARE DUNEDIN			1	100%	1
Kroger 923 - The Little Clinic Centerville		1			1
LSU MEDICAL CENTER			1	100%	1
PREMIER PEDIATRICS			1	100%	1
STUYVESANT URGENT CARE		1			1
University Plaza Rehabilitation and Nursing			1	100%	1
MINUTECLINIC OF NEVADA-2955 S FT APACH		1			1
SYNEXUS CLINICAL RESEARCH US INC		1			1
ORMC-ARDEN/EOI			1	100%	1
HENRY FORD HOSPITAL			1	100%	1
ADVANCED URGENT CARE CENTER			1	100%	1
WINCHESTER HOSPITAL			1	100%	1
MED TECH CLINICAL LABORATORY		1			1
NANCY M WORTHINGTON MD PA			1	100%	1
PATIENT FIRST - LEESBURG			1	100%	1
CYPRESS VILLAGE REHAB CENTER		1			1
CENTRAL TX URGENT CARE			1	100%	1
CVS MD2956POCT NEW MARKET			1	100%	1
REEVES COUNTY HOSPITAL DISTRICT			1	100%	1
BROOKDALE PALM COAST		1			1
TMH PHYSICIAN PARTNERS			1	100%	1
Kroger 426 - The Little Clinic Suwanee		1			1
EASTERN FLORIDA STATE COLLEGE - PALM BAY CAMPUS			1	100%	1
JMC TALLAHASSEE, LLC			1	100%	1
DECATUR MORGAN HOSPITAL - DECATUR GENE		1			1
NORTHEAST TEXAS DIALYSIS		1			1
KNOX COMMUNITY HOSPITAL			1	100%	1
CQUENTIA NGS, LLC			1	100%	1
MARINA DEL REY HOSPITAL LAB			1	100%	1
HEARTLAND OF ZEPHYRHILLS FL, LLC			1	100%	1
CONNECTICUT PEDIATRICS @ CHC		1			1
HATLEY HEALTH CARE, INC		1			1
MINUTE CLINIC LLC #10203		1			1

COVID-19: testing by laboratory

Data through Jan 14, 2021 verified as of Jan 15, 2021 at 09:25 AM

Data in this report are provisional and subject to change.

The numbers in the table below represent the number of Florida and non-Florida residents for whom test results were received by the Department of Health. A person can be tested by more than one laboratory and can have both positive and negative results. **Therefore, the sum of the numbers in each column will be larger than the total number of people tested.**

Reporting lab	Inconclusive	Negative	Positive	Percent positive	Total
CVS NC7529POCT KNIGHTDALE		1			1
CORNERSTONE OF RECOVERY INC		1			1
ADVANCE CARDIOVASCULAR IMAGING, INC			1	100%	1
BROOKSVILLE REGIONAL HOSPITAL			1	100%	1
Kroger 647 - The Little Clinic Newnan Crossings			1	100%	1
FAITH FAMILY PRACTICE			1	100%	1
MINUTECLINIC DIAGNOSTIC OF KENTUCKY		1			1
BROOKDALE LAKE TAVARES			1	100%	1
GENESIS HEALTH SYSTEM			1	100%	1
WORKFORCE HEALTH DEPARTMENT			1	100%	1
VA ST LOUIS HEALTH CARE SYSTEM			1	100%	1
FIVE STAR PREMIER RESIDENCES OF POMPANO BEACH			1	100%	1
CVS NC3516POCT WINSTON SALEM		1			1
LOGAN COUNTY HOSPITAL			1	100%	1
OAKMONTE VILLAGE OF DAVIE			1	100%	1
MEDICAL LIFE-INC GUIDEWELL EMERGENCY MEDICINE			1	100%	1
FLORIDA MEDICAL CLINIC PA GI			1	100%	1
SKYRIDGE CLINICAL ASSOCIATES		1			1
BAPTIST HOSPITAL EAST			1	100%	1
MINUTECLINIC DIAGNOSTIC OF OHIO #6139		1			1
DILELLA			1	100%	1
MOUNT SINAI AVENTURA DIAGNOSTIC CENTER			1	100%	1
Remarkable Healthcare Dallas			1	100%	1
EH FARGO HOSPITAL LABORATORY			1	100%	1
Garden Isle Healthcare and Rehabilitation Center		1			1
PARKRIDGE MEDICAL CENTER			1	100%	1
VAULT MEDICAL SERVICES			1	100%	1
Kroger 350 - The Little Clinic New Cut Road		1			1
CHI ST. LUKE'S HEALTH BCM MEDICAL CENTER			1	100%	1
NEMOURS CHILDREN'S PRIMARY CARE, ST CLOUD			1	100%	1
ESCANDON DIAGNOSTIC CLINIC			1	100%	1
BLUEWATER TOXICOLOGY			1	100%	1
TUNIS STREET GROUP HOME		1			1
MINUTECLINIC, LLC, DBA MINUTECLINIC #4		1			1
HELEN HAYES HOSPITAL LABORATORY		1			1
MEDICAL CENTER OF CENTRAL GEORGIA			1	100%	1
ANSWERS RESOURCE FACILITY		1			1
SEASONS HOSPICE AND PALLIATIVE CARE OF			1	100%	1
ISLANDS ASSISTED LIVING FACILITY,THE			1	100%	1
HALIFAX FAMILY HEALTH CENTER			1	100%	1
ESOTERIC LAB			1	100%	1
THOMAS HOSPITAL			1	100%	1
WARE EXPRESS CARE			1	100%	1
MEDEXPRESS URGENT CARE, EDWARDSVILLE		1			1
CARDIAC AND VASCULAR CONSULTANTS MD PA		1			1
CORPORATION OF AMERICA		1			1

COVID-19: testing by laboratory

Data through Jan 14, 2021 verified as of Jan 15, 2021 at 09:25 AM

Data in this report are provisional and subject to change.

The numbers in the table below represent the number of Florida and non-Florida residents for whom test results were received by the Department of Health. A person can be tested by more than one laboratory and can have both positive and negative results. **Therefore, the sum of the numbers in each column will be larger than the total number of people tested.**

Reporting lab	Inconclusive	Negative	Positive	Percent positive	Total
UNIVERSITY OF NORTH CAROLINA HOSPITALS			1	100%	1
INLET CONCIERGE MEDICINE			1	100%	1
MIAMI VASCULAR SURGERY			1	100%	1
West Bay of Tampa Center			1	100%	1
RIVERSIDE REGIONAL MED CENTER			1	100%	1
SMITH NORTHVIEW HOSPITAL LAB			1	100%	1
OPTUM OF HIALEAH		1			1
AMD			1	100%	1
ADVENTHEALTH PHYSICIAN GROUP – APPLEWOOD			1	100%	1
CITRONELLE HEALTH AND REHABILITATION CENTER		1			1
Excel Care Center			1	100%	1
MEDEXPRESS URGENT CARE - ROSS TOWNSHIP		1			1
DISCOVERY AT HOME, LLC			1	100%	1
LAKE BALDWIN			1	100%	1
Rio Grande City Nursing and Rehab Center			1	100%	1
MEDICAL PAVILION CLINIC			1	100%	1
LEE MEMORIAL HOSPITAL OUTPATIENT SURGERY CENTER			1	100%	1
EVEXIA DIAGNOSTICS			1	100%	1
MISSOURI DEPARTMENT OF HEALTH AND SENIOR SERVICES - STATE PH LAB		1			1
PUBLIX PHARMACY #1114			1	100%	1
FALKVILLE HEALTHCARE		1			1
OMAHA VA MEDICAL CENTER			1	100%	1
TEXAS HEALTH ARLINGTON MEMORIAL		1			1
STRINGFELLOW MEMORIAL HOSPITAL		1			1
BAYLOR SCOTT & WHITE MEDICAL SURGICAL CLINIC			1	100%	1
FAIRVIEW SOUTHDALE			1	100%	1
CLERMONT PEDIATRICS, PA			1	100%	1
WELLMED AT FORT PIERCE		1			1
TAMPA HEALTH CARE PROVIDERS PA		1			1
HARRIS URGENT CARE CENTER			1	100%	1
MEADOWS PARK HEALTH AND REHABILITATION		1			1
CVS TN7698POCT KNOXVILLE		1			1
ALLIANCE LABORATORY SERVICES			1	100%	1
Kroger 353 - The Little Clinic Harpers Point		1			1
CARESPOT - LEE VISTA			1	100%	1
MEDICAL ASSOCIATES OF BREVARD LLC		1			1
GOSHEN MEDICAL CENTER			1	100%	1
MINUTECLINIC DIAGNOSTICS OF OKLAHOMA		1			1
XSTREMEND			1	100%	1
Mayfair Village Nursing Care Center		1			1
OCALA RKC EAST HEMO #1			1	100%	1
ADVANCE FAMILY PRACTICE LLC□			1	100%	1
NICKLAUS CHILDREN'S DORAL OUTPATIENT CENTER			1	100%	1
ADVENTHEALTH MEDICAL GROUP PEDIATRICS DIABETES &			1	100%	1
LANTANA HC LAB			1	100%	1
JUPITER PEDIATRIC ASSOCIATES, PA			1	100%	1

COVID-19: testing by laboratory

Data through Jan 14, 2021 verified as of Jan 15, 2021 at 09:25 AM

Data in this report are provisional and subject to change.

The numbers in the table below represent the number of Florida and non-Florida residents for whom test results were received by the Department of Health. A person can be tested by more than one laboratory and can have both positive and negative results. **Therefore, the sum of the numbers in each column will be larger than the total number of people tested.**

Reporting lab	Inconclusive	Negative	Positive	Percent positive	Total
TWELVE OAKS RECOVERY CENTER			1	100%	1
RCA LABORATORY SERVICES LLC			1	100%	1
BUFFALO CROSSINGS HEALTHCARE AND REHABILITATION CENTER			1	100%	1
MEDEXPRESS URGENT CARE - BECKLEY		1			1
VANAJA SUREDDI MD PA			1	100%	1
STANDIFER PLACE		1			1
CARING PROFESSIONAL HEALTH CARE LLC		1			1
TIMPANOGOS REGIONAL HOSPITAL			1	100%	1
WELLMED AT LINEBAUGH AVE			1	100%	1
MEDEXPRESS URGENT CARE, MOSSIDE		1			1
SPARTANBURG REGIONAL MEDICAL CENTER			1	100%	1
777 URGENT CARE			1	100%	1
MERITUS MEDICAL CENTER			1	100%	1
RCP OF MEMORIAL WEST			1	100%	1
WEST VIRGINIA UNIVERSITY HOSPITALS			1	100%	1
DOCTORS CARE - AIKEN MALL			1	100%	1
C V S / PHARMACY #833		1			1
FLORIDA FAMILY LABORATORY		1			1
PROSPECT URGENT CARE			1	100%	1
Kroger - KRO70300083			1	100%	1
DIAMOND SPEEDWAY DIALYSIS			1	100%	1
TENNOVA HEALTHCARE - CLEVELAND			1	100%	1
MC DIAGNOSTIC OF CONNECTICUT, PC #252			1	100%	1
MEDEXPRESS URGENT CARE - PATRICK STREE			1	100%	1
COASTAL SKIN SURGERY AND DERMATOLOGY PL		1			1
PEDIATRIC URGENT CARE CENTR OF FORT WORTH-LA GRAN			1	100%	1
NEW YORK CITY DEPARTMENT OF HEALTH			1	100%	1
CARTERSVILLE MEDICAL CENTER			1	100%	1
BRUSHY CREEK FAMILY HOSPITAL			1	100%	1
HAVASU REGIONAL MEDICAL CENTER			1	100%	1
EDWARD HOSPITAL			1	100%	1
ST JOSEPHS HOSPITAL SOUTH HOSPITAL			1	100%	1
ROSE MEDICAL CENTER LAB			1	100%	1
MEDEXPRESS URGENT CARE - MARTINSVILLE		1			1
INTERMOUNTAIN MEDICAL CENTER			1	100%	1
MEDCARE QUALITY MEDICAL CENTER LLC			1	100%	1
NEMOURS CHILDREN'S PRIMARY CARE			1	100%	1
DORAL KIDNEY CENTER			1	100%	1
PEDIATRIC ASSOCIATES - MIAMI LAKES		1			1
WATERS EDGE ELEMENTARY SCHOOL			1	100%	1
CVS GA3766POCT DACULA			1	100%	1
Long Beach Care Center			1	100%	1
MARQUETTE GENERAL HOSPITAL			1	100%	1
WMC HEALTH GROUP OF KISSIMMEE LLC			1	100%	1
Sears Coastal Nursing and Rehab		1			1
APS-SUMMIT CARE PHARMACY, LLC DBA OMNICARE		1			1

COVID-19: testing by laboratory

Data through Jan 14, 2021 verified as of Jan 15, 2021 at 09:25 AM

Data in this report are provisional and subject to change.

The numbers in the table below represent the number of Florida and non-Florida residents for whom test results were received by the Department of Health. A person can be tested by more than one laboratory and can have both positive and negative results. **Therefore, the sum of the numbers in each column will be larger than the total number of people tested.**

Reporting lab	Inconclusive	Negative	Positive	Percent positive	Total
CVS TX1104POCT ALLEN		1			1
PALM WEST INTERNIST PA			1	100%	1
UNITED HEALTHCARE			1	100%	1
APOLLOMDX LLC			1	100%	1
NORDX			1	100%	1
Regency Square			1	100%	1
FLORIDA DEPARTMENT OF HEALTH IN CITRUS COUNTY	1				1
OHIOHEALTH URGENT CARE			1	100%	1
NORTH BROWARD MEDICAL CENTER			1	100%	1
KROGER 915 - THE LITTLE CLINIC ANDERSON			1	100%	1
GATEWAY HEALTHCARE, PC			1	100%	1
Bolingreen Health and Rehabilitation		1			1
ADVENTHEALTH DURAND			1	100%	1
CLIFTON-FINE HOSPITAL LABORATORY		1			1
BROOKS REHAB			1	100%	1
KENDALL PEDIATRICS PARTNERS LLC			1	100%	1
MEMORIAL HERMANN MEDICAL GROUP-ATASCOCITA PEDS			1	100%	1
SHANNON MEDICAL CENTER			1	100%	1
WINTER GARDEN CHILDREN'S HEALTH CENTERS			1	100%	1
POPLAR HEALTHCARE			1	100%	1
WillowBrooke Court at Westminster Village		1			1
HAYS CLINICAL LAB			1	100%	1
CENTRAL FL INTERNAL MEDICINE ASSOCIATES LLC		1			1
RIDGEFIELD PEDIATRIC ASSOCIATES		1			1
FLORIDA DEPARTMENT OF HEALTH SEMINOLE COUNTY		1			1
ALTA BATES SUMMIT MEDICAL CENTER CLINICAL LAB			1	100%	1
LADY OF THE SEA HOSPITAL LAB			1	100%	1
CVS IL7017POCT BLOOMINGTON		1			1
PALMA CEIA MED GROUP-SWANN		1			1
CHNJ		1			1
CVS CA9165POCT SAN DIEGO		1			1
MEDEX CLINIC LLC			1	100%	1
Villa Maria			1	100%	1
Walgreens #5421		1			1
HARRINGTON PARK HEALTH AND REHAB		1			1
PASCO COUNTY HEALTH DEPARTMENT			1	100%	1
BOSTON PUBLIC HEALTH COMMISSION			1	100%	1
GRAND VILLA OF LAKE LAND		1			1
Dulles Health and Rehab Center		1			1
NDX-CORE LAB			1	100%	1
LOWER KEYS COMMUNITY HEALTH CENTER			1	100%	1
MINUTECLINIC DIAGNOSTIC OF WISCONSIN, LLC		1			1
EXCEL URGENT CARE OF NJ			1	100%	1
PRIMEX CLINICAL LABORATORIES INC			1	100%	1
BOLLES SCHOOL, THE			1	100%	1
HOME AIDE SVC OF EASTERN NY INC D/B/A		1			1

COVID-19: testing by laboratory

Data through Jan 14, 2021 verified as of Jan 15, 2021 at 09:25 AM

Data in this report are provisional and subject to change.

The numbers in the table below represent the number of Florida and non-Florida residents for whom test results were received by the Department of Health. A person can be tested by more than one laboratory and can have both positive and negative results. **Therefore, the sum of the numbers in each column will be larger than the total number of people tested.**

Reporting lab	Inconclusive	Negative	Positive	Percent positive	Total
MID-FLORIDA PATHOLOGY LLC - MOBILE UNIT # 3			1	100%	1
RIVERSIDE COUNTY PUBLIC HEALTH LABORATORY			1	100%	1
BROOKDALE VERO BEACH SOUTH AL		1			1
Courtenay Springs Village			1	100%	1
LRGHEALTHCARE		1			1
HEALTH CARE SERVICES LC			1	100%	1
CURA LABORATORY SERVICES			1	100%	1
URGENT CARE OF KANSAS CITY			1	100%	1
LP ELIZABETHTON		1			1
ADVANCED MEDICAL RESEARCH CENTER LLC			1	100%	1
BAYLOR SCOTT AND WHITE MEDICAL CENTER -CENTENTENNIAL			1	100%	1
OCCUPATIONAL HEALTH CENTER		1			1
MAYO CLINIC OUTPATIENT DIALYSIS CENTER			1	100%	1
OAK HAVEN REHAB AND NURSING CENTER			1	100%	1
WATERBURY HOSPITAL REFERENCE LAB			1	100%	1
QUEST DIAGNOSTICS CLINICAL LABORATORIES INC		1			1
HERNANDO COUNTY HEALTH DEPT			1	100%	1
LAKE MARY OPTUM FLORIDA			1	100%	1
NASSAU COUNTY HEALTH DEPARTMENT		1			1
PREMIER FAMILY AND SPORTS MEDICINE LLC			1	100%	1
PROGRESS PHARMACY INC			1	100%	1
BRANDON OUTREACH CLINIC			1	100%	1
MINUTE CLINIC DIAGNOSTIC OF TN PC #64		1			1
ASSISTED LIVING AT TREZEVANT		1			1
DIVERSICARE OF BIG SPRINGS		1			1
CVS NC5591POCT STATESVILLE			1	100%	1
UMASS MEMORIAL/MARLBORO HOSPITAL			1	100%	1
UPSON REGIONAL MEDICAL CENTER			1	100%	1
TERRELL URGENT CARE			1	100%	1
YOUR HEALTH PEDIATRICS			1	100%	1
MID FLORIDA COMMUNITY SERVICES			1	100%	1
Portsmouth Health and Rehab			1	100%	1
TAMPA GENERAL MEDICAL GROUP LABORATORY HEALTHPARK			1	100%	1
HEART HOSPITAL OF LAFAYETTE: EMERGENCY ROOM			1	100%	1
Kroger 627 - The Little Clinic Castleberry			1	100%	1
BAPTIST HEALTH PRIMARY CARE AT DORAL			1	100%	1
bishop rehabilitation and nursing center		1			1
DEPARTMENT OF HEALTH AND ENVIRONMENTAL CONTROL			1	100%	1
DOCTORS AFTER HOURS URGENT CARE CENTER			1	100%	1
UNIVERSITY URGENT CARE			1	100%	1
NAVARRO MEDICAL CENTERS LLC			1	100%	1
UNLIMITED MEDICAL SERVICES OF FL PL DBA		1			1
Moab Regional Hospital			1	100%	1
MINUTECLINIC LLC (2335)		1			1
ODYSSEY HEALTH CARE OF MARION COUNTY LLC		1			1
IZ MEDICAL		1			1

COVID-19: testing by laboratory

Data through Jan 14, 2021 verified as of Jan 15, 2021 at 09:25 AM

Data in this report are provisional and subject to change.

The numbers in the table below represent the number of Florida and non-Florida residents for whom test results were received by the Department of Health. A person can be tested by more than one laboratory and can have both positive and negative results. **Therefore, the sum of the numbers in each column will be larger than the total number of people tested.**

Reporting lab	Inconclusive	Negative	Positive	Percent positive	Total
WW Chem Auto SS			1	100%	1
BAPTIST HEALTH SURGERY CENTER			1	100%	1
NFRC CLINICAL LAB			1	100%	1
JACKSBORO URGENT CARE			1	100%	1
MINNESOTA DEPARTMENT OF HEALTH LABORATORY			1	100%	1
MIAMI CEREBRAL PALSY RESIDENTIAL			1	100%	1
CARENOW URGENT CARE - SPRING			1	100%	1
BAPTIST HOSPITAL LABORATORY			1	100%	1
MERITER LABORATORIES			1	100%	1
COVE AT THE MARBELLA,THE			1	100%	1
WALGREENS #10308		1			1
MEDICAL CENTER			1	100%	1
ROYAL OAK MEDICAL CENTER LLC DBA CHARACTER FAMILY			1	100%	1
METRO HEALTH HOSPITAL LABORATORY		1			1
Manor Care Health Care Services - Williamsport North		1			1
CARSON NURSING AND REHABILITATION CENT		1			1
ABBOTT LABORATORIES - OCCUPATIONAL HEALTH SERVICES			1	100%	1
PM PEDIATRICS OF BAYSIDE, PLLC - RIVE		1			1
SACRED HEART MEDICAL CENTER			1	100%	1
MEDEXPRESS URGENT CARE - MYLAN			1	100%	1
GATEWAY FAMILY HEALTH CLINIC			1	100%	1
TREASURE COAST COMMUNITY HEALTH INC			1	100%	1
SARASOTA MEDICAL CENTER			1	100%	1
DOCTORS CARE - GREER		1			1
STEWART MEDICAL GROUP INC			1	100%	1
MEMORIAL HOSPITAL - BELLEVILLE			1	100%	1
NATION'S BEST CARE HOME HEALTH			1	100%	1
FAMILY MEDICAL CENTRE			1	100%	1
UT HEALTH RIO GRANDE VALLEY PRIMARY CARE AT			1	100%	1
NEW SMYRNA BEACH AMBULATORY CARE CTR			1	100%	1
GRAND VILLA OF SARASOTA			1	100%	1
MISSION HOSPITAL			1	100%	1
JOSHUA E CHESIR MD		1			1
Kroger 419 - The Little Clinic Farmington/Exeter		1			1
Crowne Place Assisted Living		1			1
PUBLIX PHARMACY # 1236			1	100%	1
Lynwood		1			1
NEW HORIZON PRIMARY CARE LLC			1	100%	1
ASSOCIATES MD MEDICAL GROUP INC			1	100%	1
FLORIDA DEPARTMENT OF HEALTH IN ALACHUA COUNTY -			1	100%	1
SELF REGIONAL HEALTHCARE			1	100%	1
DW MCMILLAN MEMORIAL HOSPITAL LABORATORY			1	100%	1
UF KANAPAH LAB BEAKER		1			1
SUNCOAST COMMUNITY HEALTH CENTERS INC		1			1
COMMONWEALTH OF VIRGINIA DIVISION OF CONSOLIDATED LABORATORY SERVICES			1	100%	1
UF HEALTH THE VILLAGES			1	100%	1

COVID-19: testing by laboratory

Data through Jan 14, 2021 verified as of Jan 15, 2021 at 09:25 AM

Data in this report are provisional and subject to change.

The numbers in the table below represent the number of Florida and non-Florida residents for whom test results were received by the Department of Health. A person can be tested by more than one laboratory and can have both positive and negative results. **Therefore, the sum of the numbers in each column will be larger than the total number of people tested.**

Reporting lab	Inconclusive	Negative	Positive	Percent positive	Total
MOSOLF PEDIATRICS PA			1	100%	1
NORTH RIVER FAMILY HEALTH CENTER			1	100%	1
ADAMS COUNTY HEALTH DEPARTMENT			1	100%	1
UT HEALTH RGV CLINICAL LABORATORY			1	100%	1
AFTER HOURS PEDS			1	100%	1
AFTER HOURS CLINIC			1	100%	1
FRASER MEMORIAL HOSPITAL			1	100%	1
DEACONESS URGENT CARE CENTER			1	100%	1
CENTRAL CAROLINA HOSPITAL			1	100%	1
NEW YORK UNIVERSITY MEDICAL CENTER			1	100%	1
ACCESS RECOVERY SOLUTIONS LLC			1	100%	1
BAPTIST HEALTH EXPRESS CARE			1	100%	1
WESTCOAST FAMILY PRACTICE		1			1
2504-HOMEWOOD		1			1
UNIVERSITY OF VERMONT MEDICAL CENTER			1	100%	1
CORPUS CHRISTI MEDICAL CENTER			1	100%	1
SOUTHERN WINDS			1	100%	1
Sherwood Oaks Health Center			1	100%	1
Kroger 49 - The Little Clinic Wichita - 21st St.			1	100%	1
ASCENSION ST VINCENT'S - WESTSIDE			1	100%	1
ALBANY MEDICAL CENTER			1	100%	1
RENOWN REGIONAL MEDICAL CENTER			1	100%	1
LAKELAND MEDICAL CENTER			1	100%	1
PUBLIC HEALTH LABORATORIES			1	100%	1
BIOLOGICAL AND CHEMICAL EMERGENCIES LABORATORY			1	100%	1
MID-SOUTH URGENT CARE, PLLC			1	100%	1
CENTRAL FLORIDA HOSPITALIST			1	100%	1
EAST END PEDIATRICS		1			1
CARENOW URGENT CARE-HENDERSONVILLE		1			1
Alden Lincoln Park			1	100%	1
PALM BEACH DIABETES & ENDOCRINE SPECIALISTS PA			1	100%	1
CLEVELAND CLINIC OUTPATIENT LABORATORY			1	100%	1
Kroger 596 - The Little Clinic Brentwood		1			1
HEALGEN SCIENTIFIC			1	100%	1
ALIMETRIX INC		1			1
GUIDEWELL EMERGENCY MEDICINE DOCTORS LLC #33			1	100%	1
MINUTECLINIC #2797		1			1
Peninsula Nursing and Rehabilitation Center		1			1
NORTHERN KENTUCKY HEALTH DEPARTMENT			1	100%	1
HIGHLANDS CLINICAL LABORATORY			1	100%	1
ADVANCED INDIVIDUALIZED MEDICINE OF NAPLES			1	100%	1
CVS IL3163POCT OAK PARK		1			1
CVS KS4521POCT SHAWNEE		1			1
ADVENTHEALTH MEDICAL GROUP ADULT AND SENIOR HEALTH			1	100%	1
MEDEXPRESS URGENT CARE - LINCOLN		1			1
CVS IN6654POCT INDIANAPOLIS		1			1

COVID-19: testing by laboratory

Data through Jan 14, 2021 verified as of Jan 15, 2021 at 09:25 AM

Data in this report are provisional and subject to change.

The numbers in the table below represent the number of Florida and non-Florida residents for whom test results were received by the Department of Health. A person can be tested by more than one laboratory and can have both positive and negative results. **Therefore, the sum of the numbers in each column will be larger than the total number of people tested.**

Reporting lab	Inconclusive	Negative	Positive	Percent positive	Total
Henry County Health and Rehabilitation		1			1
MEMORIAL HOSPITAL MIRAMAR WAIVED TESTING			1	100%	1
SARASOTA MEMORIAL HOSPITAL		1			1
PRIME CARE FAMILY MEDICINE			1	100%	1
PEDIATRIC ASSOCIATES - JACKSONVILLE			1	100%	1
SOUTH MIAMI HOSPITAL			1	100%	1
Parkview Care Center			1	100%	1
LOUIS STOKES CLEVELAND VA MEDICAL CENTER			1	100%	1
NORTHWEST FLORIDA SPECIALTY PHYSICIANS LLC		1			1
UMASS MEMORIAL MEDICAL CENTER, INC		1			1
Avera Sr. James Care Center		1			1
WEST COAST CLINICAL LABS INC			1	100%	1
PINNACLE DIALYSIS		1			1
AUGUSTA HEALTH CLINICAL LABORATORY			1	100%	1
MEMORIAL HERMANN HOSPITAL			1	100%	1
ENCOMPASS HEALTH REHABILITATION			1	100%	1
MEMORIALCARE LONG BEACH MEDICAL CENTER			1	100%	1
AURORA HEALTH CARE METRO INC			1	100%	1
ARTHREX MEDICAL CENTER EAST			1	100%	1
SOUTHWEST ORLANDO FAMILY MEDICINE, PL			1	100%	1
SOUTHEASTERN HEALTH FACILITES, INC		1			1
SWIFTCARE URGENT CARE, PLLC			1	100%	1
Eagle Health and Rehabilitation		1			1
BREVARD FAMILY WALK IN CLINIC			1	100%	1
ABSOLUTE HEALTH INTERNAL MEDICINE AND PEDIATRICS		1			1
ARIZONA STATE LABORATORY			1	100%	1
NEW YORK PSYCHIATRIC INSTITUTE		1			1
HARDIN MEMORIAL HOSPITAL - HEARTLAND PATHOLOGY CONSULTANTS			1	100%	1
FLORIDA HEART AND VASCULAR MULTISPECIALTY GROUP PA			1	100%	1
ROBERTS WESLEYAN COLLEGE HEALTH CENTE		1			1
WILSON PEDIATRICS			1	100%	1
Kroger 126 - The Little Clinic Cottonwood		1			1
HOUSTON DEPARTMENT OF HEALTH AND HUMAN SERVICES			1	100%	1
Summit Medical Group Morristown Oncology		1			1
ADVANCED LABORATORY SERVICES			1	100%	1
MEDEXPRESS URGENT CARE - TOPEKA, SW WANAMAKER RD		1			1
Good Samaritan Society - Albion		1			1
Total	70,854	13,554,101	1,978,821	13%	15,603,776