

# COVID-19: summary of cases and monitoring

Data through Jan 16, 2021 verified as of Jan 17, 2021 at 09:25 AM

Data in this report are provisional and subject to change.

## Cases: people with positive PCR or antigen test result

<b>Total cases</b>	<b>1,571,279</b>
Florida residents	1,542,567
Non-Florida residents	28,712
<b>Type of testing</b>	
Florida residents	1,542,567
Positive by BPHL/CDC	55,943
Positive by commercial/hospital lab	1,486,624
PCR positive	1,288,766
Antigen positive	253,801
Non-Florida residents	28,712
Positive by BPHL/CDC	741
Positive by commercial/hospital lab	27,971
PCR positive	20,616
Antigen positive	8,096
<b>Characteristics</b>	
Florida residents hospitalized	67,997
Florida resident deaths	24,137
Non-Florida resident deaths	378

Hospitalized counts include anyone who was hospitalized at some point during their illness. It does not reflect the number of people currently hospitalized.

More information on deaths identified through death certificate data is available on the National Center for Health Statistics website at [www.cdc.gov/nchs/nvss/vsrr/COVID19/index.htm](http://www.cdc.gov/nchs/nvss/vsrr/COVID19/index.htm).

## Cases: people with positive PCR or antigen test result

<b>Risk factors for Florida residents</b>	
Traveled	12,862
Contact with a known case	575,213
Traveled and contact with a known case	17,447
Neither	937,045
No travel and no contact	176,684
Travel is unknown	559,175
Contact is unknown	338,951
Contact is pending	368,234

Travel can be unknown and contact can be unknown or pending for the same case, these numbers will sum to more than the "neither" total.

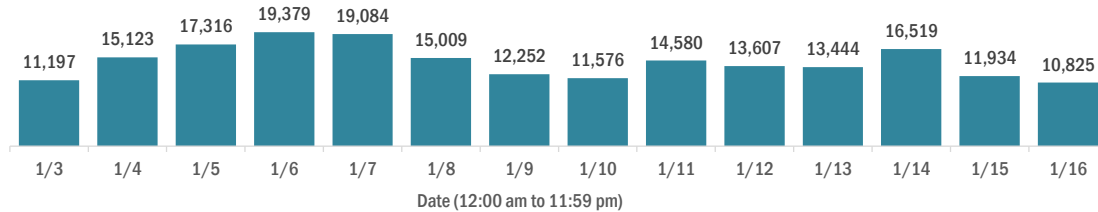
# COVID-19: summary of laboratory testing

Data through Jan 16, 2021 verified as of Jan 17, 2021 at 09:25 AM

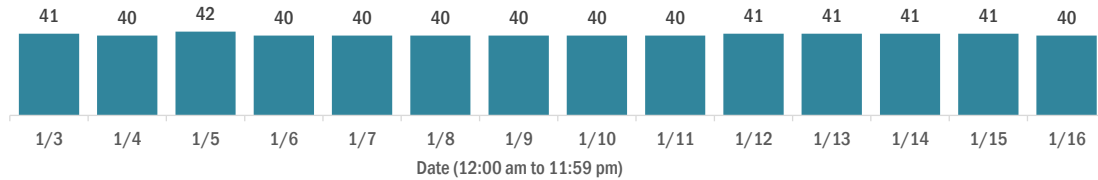
Data in this report are provisional and subject to change.

## Cases in Florida residents per day for the past 2 weeks

### Number of cases per day



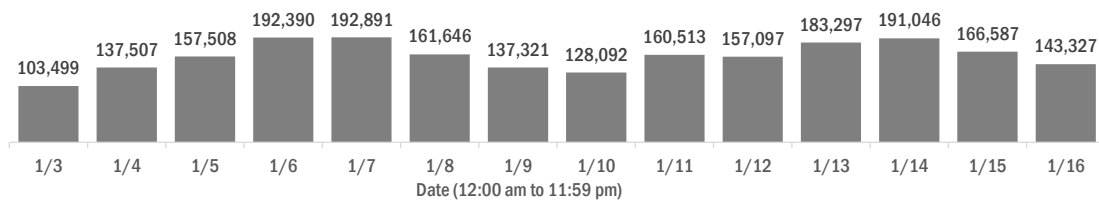
### Median age of cases by day



## Laboratory testing for Florida residents over the past 2 weeks

### Number of Florida residents tested per day

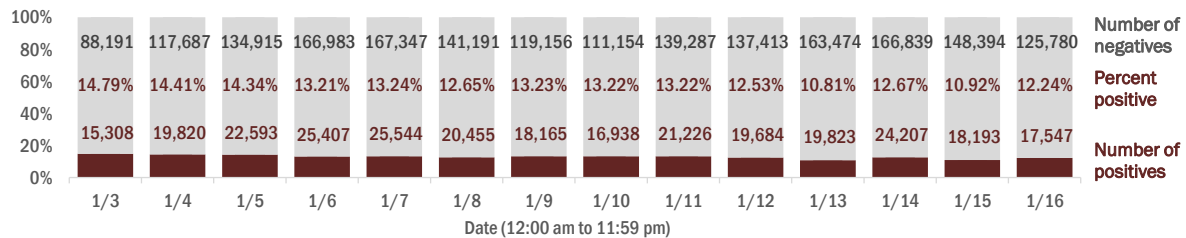
These counts include the number of people for whom the Department received PCR or antigen laboratory results by day. People tested on multiple days will be included for each day a new result was received. A person is only counted once for each day they are tested, regardless of whether multiple specimens are tested or multiple results are received.



### Number and percent of Florida residents with positive test results

The percent of positive results ranged from 10.81% to 14.79% over the past 2 weeks and was 12.24% yesterday.

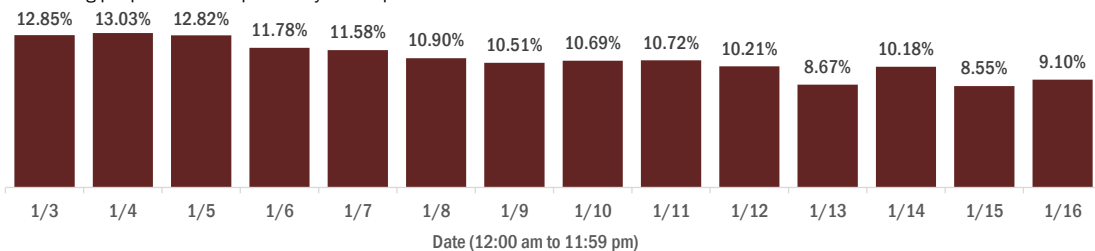
These counts include the number of people for whom the Department received PCR or antigen laboratory results by day. People tested on multiple days will be included for each day a new result was received. A person is only counted once for each day they are tested, regardless of whether multiple specimens are tested or multiple results are received. If a person has a positive specimen and a negative specimen in the same day, only the positive result is counted.



### Percent positivity for new cases in Florida residents

The percent of positive results ranged from 8.55% to 13.03% over the past 2 weeks and was 9.10% yesterday.

This percent is the number of people who test PCR- or antigen-positive for the first time divided by all the people tested that day, excluding people who have previously tested positive.



# COVID-19: characteristics of 28,712 Florida resident cases

Data through Jan 16, 2021 verified as of Jan 17, 2021 at 09:25 AM

Data in this report are provisional and subject to change.

Age group	Cases		Hospitalizations		Deaths	
0-4 years	28,643	2%	451	1%	0	0%
5-14 years	86,424	6%	416	1%	5	0%
15-24 years	238,527	15%	1,721	3%	35	0%
25-34 years	273,260	18%	3,464	5%	132	1%
35-44 years	240,269	16%	5,235	8%	378	2%
45-54 years	236,623	15%	7,964	12%	925	4%
55-64 years	202,663	13%	11,634	17%	2,616	11%
65-74 years	128,485	8%	13,946	21%	5,134	21%
75-84 years	71,654	5%	13,741	20%	7,227	30%
85+ years	34,824	2%	9,420	14%	7,685	32%
Unknown	1,195	0%	5	0%	0	0%
<b>Total</b>	<b>1,542,567</b>		<b>67,997</b>		<b>24,137</b>	

Gender	Cases	
Female	804,111	52%
Male	726,760	47%
Unknown	11,696	1%
<b>Total</b>	<b>1,542,567</b>	

Ethnicity	Cases		Hospitalizations		Deaths	
Hispanic	484,754	31%	17,821	26%	5,781	24%
Non-Hispanic	716,653	46%	46,644	69%	16,664	69%
Unknown	341,160	22%	3,532	5%	1,692	7%
<b>Total</b>	<b>1,542,567</b>		<b>67,997</b>		<b>24,137</b>	

Race and ethnicity	Cases		Hospitalizations		Deaths	
White	837,965	54%	43,759	64%	17,392	72%
Hispanic	322,167	21%	12,572	18%	4,572	19%
Non-Hispanic	451,754	29%	29,755	44%	11,996	50%
Unknown	64,044	4%	1,432	2%	824	3%
Black	201,864	13%	14,379	21%	4,040	17%
Hispanic	11,456	1%	596	1%	155	1%
Non-Hispanic	172,511	11%	13,452	20%	3,731	15%
Unknown	17,897	1%	331	0%	154	1%
Other race	221,752	14%	7,779	11%	1,920	8%
Hispanic	112,571	7%	4,205	6%	896	4%
Non-Hispanic	75,157	5%	3,208	5%	852	4%
Unknown	34,024	2%	366	1%	172	1%
Unknown race	280,986	18%	2,080	3%	785	3%
Hispanic	38,560	2%	448	1%	158	1%
Non-Hispanic	17,231	1%	229	0%	85	0%
Unknown	225,195	15%	1,403	2%	542	2%
<b>Total</b>	<b>1,542,567</b>		<b>67,997</b>		<b>24,137</b>	

**Hospitalization** counts include anyone who was hospitalized at some point during their illness. It does not reflect the number of people currently hospitalized. **Other race** includes any person with a race of American Indian/Alaskan native, Asian, native Hawaiian/Pacific Islander, or other.

# COVID-19: deaths in Florida residents and staff of long-term care facilities

Data through Jan 16, 2021 verified as of Jan 17, 2021 at 09:25 AM

Data in this report are provisional and subject to change.

For current cases in residents or staff of long-term care facilities, please visit: <https://floridahealthcovid19.gov/>

County	Deaths		County	Deaths		County	Deaths	
Dade	935	11%	Martin	134	2%	Okeechobee	16	0%
Palm Beach	872	10%	Hernando	127	1%	Calhoun	13	0%
Pinellas	745	8%	Osceola	116	1%	Gadsden	12	0%
Broward	539	6%	Charlotte	103	1%	Gulf	12	0%
Hillsborough	460	5%	Clay	90	1%	Washington	12	0%
Polk	381	4%	Indian River	90	1%	Baker	11	0%
Brevard	311	4%	Jackson	79	1%	Jefferson	10	0%
Lee	305	3%	Leon	72	1%	Holmes	8	0%
Sarasota	300	3%	Bay	63	1%	Lafayette	8	0%
Orange	290	3%	St. Johns	63	1%	Wakulla	7	0%
Duval	288	3%	Highlands	59	1%	Desoto	6	0%
Volusia	226	3%	Suwannee	56	1%	Bradford	4	0%
St. Lucie	212	2%	Santa Rosa	50	1%	Levy	4	0%
Marion	203	2%	Alachua	44	0%	Flagler	3	0%
Seminole	193	2%	Columbia	43	0%	Monroe	3	0%
Escambia	188	2%	Sumter	36	0%	Taylor	3	0%
Collier	162	2%	Nassau	28	0%	Hardee	2	0%
Pasco	162	2%	Putnam	23	0%	Dixie	1	0%
Manatee	159	2%	Hendry	20	0%	Liberty	1	0%
Citrus	146	2%	Walton	20	0%	Total	8,843	
Lake	144	2%	Madison	18	0%			
Okaloosa	135	2%	Gilchrist	17	0%			

**Note:** cases are summarized by the county of usual residence. Residents and staff may be cases associated with facilities that are not in their county of usual residence, resulting in cases being included below for counties that do not have facilities with known cases.

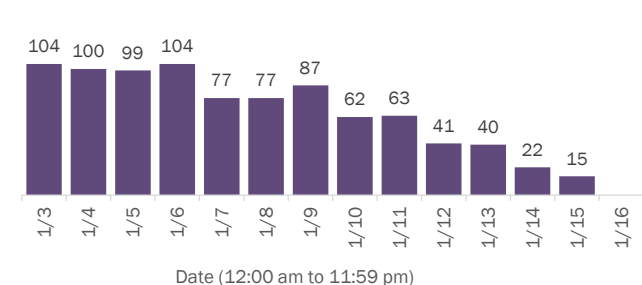
# COVID-19: cases in Florida residents who have died

Data through Jan 16, 2021 verified as of Jan 17, 2021 at 09:25 AM

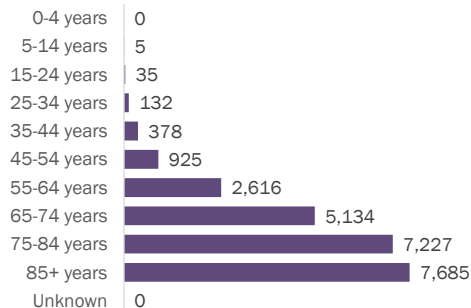
Data in this report are provisional and subject to change.

Demographics for all identified COVID-19 deaths: 24,137

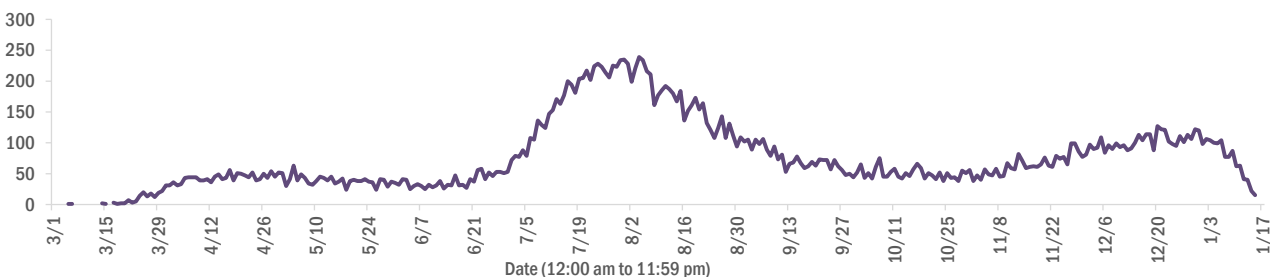
## Deaths by date of death for the past 2 weeks



## Deaths by age group



## Deaths by date of death since March 2020



Age group	Deaths	Cases	Case fatality rate	Mortality rate per 100,000 population
0-4 years	0	28,643	0.0%	0.0
5-14 years	5	86,424	0.0%	0.2
15-24 years	35	238,527	0.0%	1.4
25-34 years	132	273,260	0.0%	4.7
35-44 years	378	240,269	0.2%	14.5
45-54 years	925	236,623	0.4%	33.2
55-64 years	2,616	202,663	1.3%	90.4
65-74 years	5,134	128,485	4.0%	211.6
75-84 years	7,227	71,654	10.1%	514.7
85+ years	7,685	34,824	22.1%	1330.7
Unknown	0	1,195	0.0%	
<b>Total</b>	<b>24,137</b>	<b>1,542,567</b>	<b>1.6%</b>	<b>111.7</b>

Race	Deaths	Cases	Case fatality rate	Mortality rate per 100,000 population
White	17,392	837,965	2.1%	104.2
Black	4,040	201,864	2.0%	110.5
Other	1,920	221,752	0.9%	154.3
Unknown	785	280,986	0.3%	
<b>Total</b>	<b>24,137</b>	<b>1,542,567</b>	<b>1.6%</b>	<b>111.7</b>

Gender	Deaths	Cases	Case fatality rate	Mortality rate per 100,000 population
Male	13,525	726,760	1.9%	128.1
Female	10,612	804,111	1.3%	96.1
Unknown	0	11,696	0.0%	
<b>Total</b>	<b>24,137</b>	<b>1,542,567</b>	<b>1.6%</b>	<b>111.7</b>

Ethnicity	Deaths	Cases	Case fatality rate	Mortality rate per 100,000 population
Hispanic	5,781	484,754	1.2%	101.8
Non-Hispanic	16,664	716,653	2.3%	104.7
Unknown	1,692	341,160	0.5%	
<b>Total</b>	<b>24,137</b>	<b>1,542,567</b>	<b>1.6%</b>	<b>111.7</b>

# COVID-19: characteristics of 1,542,567 cases

Data through Jan 16, 2021 verified as of Jan 17, 2021 at 09:25 AM

Data in this report are provisional and subject to change.

Tables below include cases in Florida residents and non-Florida residents.

All 67 Florida counties have cases:

County	FL resident cases		Non-FL resident cases	Total cases	FL resident deaths	FL death rate
Dade	340,115	<div><div></div></div> 22%	4,131	344,246	4,595	1.4%
Broward	156,872	<div><div></div></div> 10%	1,890	158,762	1,969	1.3%
Palm Beach	95,989	<div><div></div></div> 6%	1,553	97,542	2,036	2.1%
Orange	92,054	<div><div></div></div> 6%	1,126	93,180	846	0.9%
Hillsborough	91,665	<div><div></div></div> 6%	773	92,438	1,175	1.3%
Duval	73,683	<div><div></div></div> 5%	1,227	74,910	806	1.1%
Pinellas	52,856	<div><div></div></div> 3%	1,356	54,212	1,175	2.2%
Lee	46,646	<div><div></div></div> 3%	1,499	48,145	728	1.6%
Polk	45,238	<div><div></div></div> 3%	312	45,550	891	2.0%
Osceola	30,086	<div><div></div></div> 2%	493	30,579	330	1.1%
Escambia	24,498	<div><div></div></div> 2%	2,957	27,455	448	1.8%
Volusia	26,971	<div><div></div></div> 2%	415	27,386	473	1.8%
Pasco	26,551	<div><div></div></div> 2%	247	26,798	453	1.7%
Manatee	25,628	<div><div></div></div> 2%	474	26,102	457	1.8%
Brevard	25,678	<div><div></div></div> 2%	403	26,081	582	2.3%
Collier	24,989	<div><div></div></div> 2%	793	25,782	376	1.5%
Leon	22,880	<div><div></div></div> 1%	749	23,629	202	0.9%
Sarasota	21,660	<div><div></div></div> 1%	949	22,609	563	2.6%
Marion	22,055	<div><div></div></div> 1%	86	22,141	541	2.5%
Seminole	21,756	<div><div></div></div> 1%	167	21,923	335	1.5%
Lake	19,137	<div><div></div></div> 1%	250	19,387	377	2.0%
Alachua	18,564	<div><div></div></div> 1%	213	18,777	146	0.8%
St. Lucie	17,505	<div><div></div></div> 1%	112	17,617	454	2.6%
St. Johns	16,318	<div><div></div></div> 1%	237	16,555	138	0.8%
Okaloosa	14,996	<div><div></div></div> 1%	170	15,166	263	1.8%
Bay	13,448	<div><div></div></div> 1%	588	14,036	255	1.9%
Clay	13,968	<div><div></div></div> 1%	32	14,000	221	1.6%
Santa Rosa	13,629	<div><div></div></div> 1%	174	13,803	177	1.3%
Martin	8,849	<div><div></div></div> 1%	157	9,006	228	2.6%
Charlotte	8,834	<div><div></div></div> 1%	131	8,965	263	3.0%
Hernando	8,898	<div><div></div></div> 1%	65	8,963	312	3.5%
Indian River	8,692	<div><div></div></div> 1%	76	8,768	194	2.2%
Citrus	7,848	<div><div></div></div> 1%	57	7,905	308	3.9%
Columbia	6,801	<div><div></div></div> 0%	33	6,834	131	1.9%
Sumter	6,360	<div><div></div></div> 0%	62	6,422	157	2.5%

County	FL resident cases		Non-FL resident cases	Total cases	FL resident deaths	FL death rate
Nassau	5,872	<div><div></div></div> 0%	371	6,243	73	1.2%
Highlands	5,804	<div><div></div></div> 0%	60	5,864	232	4.0%
Walton	5,266	<div><div></div></div> 0%	576	5,842	59	1.1%
Jackson	5,268	<div><div></div></div> 0%	60	5,328	122	2.3%
Putnam	5,017	<div><div></div></div> 0%	16	5,033	89	1.8%
Monroe	4,694	<div><div></div></div> 0%	247	4,941	37	0.8%
Gadsden	4,758	<div><div></div></div> 0%	15	4,773	64	1.3%
Flagler	4,658	<div><div></div></div> 0%	52	4,710	53	1.1%
Suwannee	4,567	<div><div></div></div> 0%	26	4,593	100	2.2%
Hendry	3,795	<div><div></div></div> 0%	18	3,813	53	1.4%
Unknown	246	<div><div></div></div> 0%	3,047	3,293	0	0.0%
Desoto	3,194	<div><div></div></div> 0%	16	3,210	67	2.1%
Okeechobee	2,960	<div><div></div></div> 0%	30	2,990	56	1.9%
Baker	2,814	<div><div></div></div> 0%	12	2,826	41	1.5%
Wakulla	2,661	<div><div></div></div> 0%	9	2,670	32	1.2%
Bradford	2,490	<div><div></div></div> 0%	8	2,498	26	1.0%
Hardee	2,391	<div><div></div></div> 0%	12	2,403	22	0.9%
Levy	2,320	<div><div></div></div> 0%	9	2,329	22	0.9%
Taylor	2,269	<div><div></div></div> 0%	5	2,274	30	1.3%
Washington	2,242	<div><div></div></div> 0%	21	2,263	30	1.3%
Holmes	1,937	<div><div></div></div> 0%	30	1,967	32	1.7%
Madison	1,685	<div><div></div></div> 0%	23	1,708	34	2.0%
Union	1,610	<div><div></div></div> 0%	0	1,610	69	4.3%
Gulf	1,531	<div><div></div></div> 0%	18	1,549	31	2.0%
Lafayette	1,495	<div><div></div></div> 0%	0	1,495	23	1.5%
Calhoun	1,437	<div><div></div></div> 0%	2	1,439	32	2.2%
Hamilton	1,400	<div><div></div></div> 0%	16	1,416	15	1.1%
Dixie	1,313	<div><div></div></div> 0%	3	1,316	12	0.9%
Jefferson	1,169	<div><div></div></div> 0%	22	1,191	18	1.5%
Gilchrist	1,128	<div><div></div></div> 0%	2	1,130	28	2.5%
Franklin	1,094	<div><div></div></div> 0%	26	1,120	4	0.4%
Liberty	930	<div><div></div></div> 0%	1	931	14	1.5%
Glades	835	<div><div></div></div> 0%	2	837	12	1.4%
Total	1,542,567		28,712	1,571,279	24,137	1.6%

# COVID-19: characteristics of 28,712 Florida resident cases

Data through Jan 16, 2021 verified as of Jan 17, 2021 at 09:25 AM

Data in this report are provisional and subject to change.

The table below includes the cities and counties of residence for cases in Florida residents based on the patient's ZIP Code. Note that city is not always received as part of the initial notification and may be missing while the case is being investigated.

City and county	Cases
Miami, Dade	197,474
Jacksonville, Duval	69,082
Orlando, Orange	68,518
Tampa, Hillsborough	54,042
Hialeah, Dade	48,229
Fort Lauderdale, Broward	34,353
Hollywood, Broward	30,280
West Palm Beach, Palm Beach	23,451
Kissimmee, Osceola	23,185
Tallahassee, Leon	21,958
Naples, Collier	20,831
Pensacola, Escambia	20,188
Homestead, Dade	20,140
Saint Petersburg, Pinellas	19,741
Fort Myers, Lee	18,373
Bradenton, Manatee	16,890
Boca Raton, Palm Beach	16,439
Ocala, Marion	16,290
Lakeland, Polk	15,967
Pompano Beach, Broward	15,707
Gainesville, Alachua	14,843
Sarasota, Sarasota	13,439
Lake Worth, Palm Beach	11,779
Cape Coral, Lee	11,635
Port Saint Lucie, St. Lucie	11,407
Clearwater, Pinellas	10,442
Miramar, Broward	10,204
Miami Beach, Dade	10,049
Boynton Beach, Palm Beach	9,184
Doral, Dade	8,816
Miami Gardens, Dade	8,742
Coral Springs, Broward	8,693
Saint Augustine, St. Johns	8,594
Panama City, Bay	8,559
Melbourne, Brevard	7,694
Winter Haven, Polk	7,533
Lehigh Acres, Lee	7,413
Delray Beach, Palm Beach	7,206
Riverview, Hillsborough	6,883
Vero Beach, Indian River	6,672
Davie, Broward	6,631
Milton, Santa Rosa	6,582
Lake City, Columbia	6,253
New Port Richey, Pasco	6,141
Sunrise, Broward	6,117
Fort Pierce, St. Lucie	5,913
Coral Gables, Dade	5,853
Saint Cloud, Osceola	5,780
Largo, Pinellas	5,752
Orange Park, Clay	5,742
Palm Bay, Brevard	5,672
Daytona Beach, Volusia	5,593
Apopka, Orange	5,485
Spring Hill, Hernando	5,294
Brandon, Hillsborough	5,292
Plantation, Broward	5,253
North Miami Beach, Dade	5,118
Clermont, Lake	5,049

# COVID-19: characteristics of 28,712 Florida resident cases

Data through Jan 16, 2021 verified as of Jan 17, 2021 at 09:25 AM

Data in this report are provisional and subject to change.

The table below includes the cities and counties of residence for cases in Florida residents based on the patient's ZIP Code. Note that city is not always received as part of the initial notification and may be missing while the case is being investigated.

City and county	Cases
Weston, Broward	4,953
Plant City, Hillsborough	4,945
Davenport, Polk	4,841
Sanford, Seminole	4,760
Jupiter, Palm Beach	4,694
Deltona, Volusia	4,618
Deerfield Beach, Broward	4,540
Winter Garden, Orange	4,411
Port Charlotte, Charlotte	4,396
Fort Walton Beach, Okaloosa	4,283
Stuart, Martin	4,200
Tamarac, Broward	4,153
Miami Lakes, Dade	3,954
Palm Coast, Flagler	3,921
Crestview, Okaloosa	3,905
Land O Lakes, Pasco	3,863
Wesley Chapel, Pasco	3,849
Palm Beach Gardens, Palm Beach	3,758
Coconut Creek, Broward	3,739
Palmetto, Manatee	3,717
Deland, Volusia	3,685
Winter Park, Orange	3,655
Live Oak, Suwannee	3,606
Margate, Broward	3,580
Palm Harbor, Pinellas	3,579
Opa Locka, Dade	3,551
Oviedo, Seminole	3,503
Wellington, Palm Beach	3,471
Middleburg, Clay	3,347
Altamonte Springs, Seminole	3,308
Venice, Sarasota	3,256
Lutz, Hillsborough	3,235
Haines City, Polk	3,204
North Port, Sarasota	3,196
Punta Gorda, Charlotte	3,159
Sebring, Highlands	3,131
Brooksville, Hernando	3,111
Leesburg, Lake	3,111
Arcadia, Desoto	3,108
Hallandale, Broward	3,073
Ocoee, Orange	3,073
Port Orange, Volusia	3,066
Valrico, Hillsborough	3,036
Immokalee, Collier	2,986
Saint Johns, St. Johns	2,968
Okeechobee, Okeechobee	2,948
Bonita Springs, Lee	2,932
Pembroke Pines, Broward	2,921
The Villages, Sumter	2,882
Seminole, Pinellas	2,814
Cutler Ridge, Dade	2,746
Navarre, Santa Rosa	2,733
Zephyrhills, Pasco	2,729
Ormond Beach, Volusia	2,681
Longwood, Seminole	2,610
Pinellas Park, Pinellas	2,604
Windermere, Orange	2,578
Ruskin, Hillsborough	2,539
North Miami, Dade	2,527



# COVID-19: characteristics of 28,712 Florida resident cases

Data through Jan 16, 2021 verified as of Jan 17, 2021 at 09:25 AM

Data in this report are provisional and subject to change.

The table below includes the cities and counties of residence for cases in Florida residents based on the patient's ZIP Code. Note that city is not always received as part of the initial notification and may be missing while the case is being investigated.

City and county	Cases
North Lauderdale, Broward	2,521
Gulf Breeze, Santa Rosa	2,509
Quincy, Gadsden	2,506
Jacksonville Beach, Duval	2,505
Key West, Monroe	2,496
Niceville, Okaloosa	2,462
Cantonment, Escambia	2,459
Lake Worth Beach, Palm Beach	2,418
Crawfordville, Wakulla	2,401
Cocoa, Brevard	2,365
Palatka, Putnam	2,334
Hudson, Pasco	2,266
Casselberry, Seminole	2,245
Bartow, Polk	2,243
Green Cove Springs, Clay	2,207
Dade City, Pasco	2,206
Panama City Beach, Bay	2,162
Fernandina Beach, Nassau	2,131
Perry, Taylor	2,121
North Fort Myers, Lee	2,118
Oakland Park, Broward	2,115
Marianna, Jackson	2,095
Port Richey, Pasco	2,085
Ponte Vedra Beach, St. Johns	2,077
Clewiston, Hendry	2,025
Lake Mary, Seminole	2,021
Auburndale, Polk	2,018
Kissimmee, Polk	1,968
Aventura, Dade	1,916
Tarpon Springs, Pinellas	1,912
Winter Springs, Seminole	1,896
Titusville, Brevard	1,877
Inverness, Citrus	1,857
New Smyrna Beach, Volusia	1,850
Royal Palm Beach, Palm Beach	1,827
Lynn Haven, Bay	1,810
Merritt Island, Brevard	1,800
Lake Wales, Polk	1,789
Fleming Island, Clay	1,787
Defuniak Springs, Walton	1,770
Santa Rosa Beach, Walton	1,757
Chipley, Washington	1,753
Belle Glade, Palm Beach	1,752
Wimauma, Hillsborough	1,735
Estero, Lee	1,705
Eustis, Lake	1,701
Parkland, Broward	1,682
Starke, Bradford	1,680
Dunedin, Pinellas	1,677
Loxahatchee, Palm Beach	1,660
Cooper City, Broward	1,656
Labelle, Hendry	1,651
Holiday, Pasco	1,625
Sarasota, Manatee	1,582
Key Biscayne, Dade	1,579
Destin, Okaloosa	1,547
Avon Park, Highlands	1,517
Odessa, Hillsborough	1,516
Mulberry, Polk	1,507

# COVID-19: characteristics of 28,712 Florida resident cases

Data through Jan 16, 2021 verified as of Jan 17, 2021 at 09:25 AM

Data in this report are provisional and subject to change.

The table below includes the cities and counties of residence for cases in Florida residents based on the patient's ZIP Code. Note that city is not always received as part of the initial notification and may be missing while the case is being investigated.

City and county	Cases
Parrish, Manatee	1,502
Palm City, Martin	1,484
Mayo, Lafayette	1,472
Mount Dora, Lake	1,467
Rockledge, Brevard	1,459
Coconut Grove, Dade	1,449
Seffner, Hillsborough	1,446
Missing, Dade	1,443
Crossings, Dade	1,435
Tavares, Lake	1,417
Bonifay, Holmes	1,401
Carol City, Dade	1,396
Wauchula, Hardee	1,394
Riviera Beach, Palm Beach	1,384
Summerfield, Marion	1,366
Yulee, Nassau	1,346
Macclenny, Baker	1,330
Groveland, Lake	1,293
Maitland, Orange	1,255
Orange City, Volusia	1,255
Pinecrest, Dade	1,246
Crystal River, Citrus	1,240
Lake Butler, Union	1,229
Ponte Vedra, St. Johns	1,223
Lithia, Hillsborough	1,211
Callahan, Nassau	1,206
Biscayne Park, Dade	1,198
Sebastian, Indian River	1,169
Homosassa, Citrus	1,148
Madison, Madison	1,142
Indiantown, Martin	1,134
Florida City, Dade	1,134
Lady Lake, Lake	1,133
Graceville, Jackson	1,122
Dania, Broward	1,114
Pace, Santa Rosa	1,113
Atlantic Beach, Duval	1,101
Gibsonton, Hillsborough	1,095
Century, Escambia	1,082
Monticello, Jefferson	1,075
Hobe Sound, Martin	1,059
Lake Placid, Highlands	1,055
Palmetto Bay, Dade	1,051
Dover, Hillsborough	1,047
Apollo Beach, Hillsborough	1,022
Sun City Center, Hillsborough	1,019
Oldsmar, Pinellas	1,010
Alachua, Alachua	1,008
Palm Springs, Palm Beach	987
Dunnellon, Marion	986
El Portal, Dade	980
Jasper, Hamilton	938
Havana, Gadsden	926
Blountstown, Calhoun	925
Edgewater, Volusia	925
Bellevue, Marion	923
Lantana, Palm Beach	916
North Palm Beach, Palm Beach	914
Lecanto, Citrus	909

# COVID-19: characteristics of 28,712 Florida resident cases

Data through Jan 16, 2021 verified as of Jan 17, 2021 at 09:25 AM

Data in this report are provisional and subject to change.

The table below includes the cities and counties of residence for cases in Florida residents based on the patient's ZIP Code. Note that city is not always received as part of the initial notification and may be missing while the case is being investigated.

City and county	Cases
Hilliard, Nassau	903
Debary, Volusia	903
Newberry, Alachua	898
South Miami, Dade	894
Everglades National Park, Dade	884
Sanderson, Baker	872
Williston, Levy	848
Freeport, Walton	825
Jensen Beach, Martin	822
Coleman, Sumter	808
Satellite Beach, Brevard	806
Wewahitchka, Gulf	805
Keystone Heights, Clay	802
Safety Harbor, Pinellas	799
Trenton, Gilchrist	799
Ellenton, Manatee	792
Beverly Hills, Citrus	789
Wildwood, Sumter	787
Moore Haven, Glades	785
Fellsmere, Indian River	750
Nokomis, Sarasota	749
Lauderhill, Broward	749
Frostproof, Polk	746
Englewood, Charlotte	739
Cross City, Dixie	732
Mary Esther, Okaloosa	732
Fisher Island, Dade	730
Bristol, Liberty	729
Hernando, Citrus	726
Wilton Manors, Broward	719
Dunnellon, Citrus	713
Uleta, Dade	704
Olympia Heights, Dade	704
Port Saint Joe, Gulf	701
Key Largo, Monroe	698
Bushnell, Sumter	697
Polk City, Polk	688
Medley, Dade	685
Coral, Dade	680
South Bay, Palm Beach	673
Shalimar, Okaloosa	668
Chattahoochee, Gadsden	667
Pahokee, Palm Beach	656
Lauderdale Lakes, Broward	650
Marco Island, Collier	638
Englewood, Sarasota	614
Glen Saint Mary, Baker	609
Fort Meade, Polk	608
Crescent City, Putnam	602
Lawtey, Bradford	601
High Springs, Alachua	592
Cocoa Beach, Brevard	587
Interlachen, Putnam	584
Indialantic, Brevard	580
Chiefland, Levy	577
Bowling Green, Hardee	574
Miramar Beach, Walton	569
Spring Hill, Pasco	549
Thonotosassa, Hillsborough	548

# COVID-19: characteristics of 28,712 Florida resident cases

Data through Jan 16, 2021 verified as of Jan 17, 2021 at 09:25 AM

Data in this report are provisional and subject to change.

The table below includes the cities and counties of residence for cases in Florida residents based on the patient's ZIP Code. Note that city is not always received as part of the initial notification and may be missing while the case is being investigated.

City and county	Cases
Neptune Beach, Duval	538
Old Town, Dixie	535
Sorrento, Lake	534
Minneola, Lake	534
Jacksonville, St. Johns	527
Marathon, Monroe	526
Trinity, Pasco	523
Southwest Ranches, Broward	521
Fruitland Park, Lake	515
Lake Alfred, Polk	508
Carrabelle, Franklin	499
Fort White, Columbia	489
Bronson, Levy	483
Fort Myers Beach, Lee	482
Sneads, Jackson	481
West Melbourne, Brevard	480
Belle Isle, Orange	465
Sweetwater, Dade	458
Baker, Okaloosa	455
Umatilla, Lake	440
Clearwater Beach, Pinellas	436
Jay, Santa Rosa	417
Cottdale, Jackson	417
Gulfport, Pinellas	407
Weeki Wachee, Hernando	405
South Daytona, Volusia	405
Palm Beach, Palm Beach	404
Hawthorne, Alachua	402
Mascotte, Lake	402
East Palatka, Putnam	400
Midway, Gadsden	390
Oakland, Orange	390
Rotunda West, Charlotte	386
Centerville, Leon	386
Silver Springs, Marion	384
Florida State University, Leon	384
Citra, Marion	383
Zolfo Springs, Hardee	378
Oxford, Sumter	377
Bunnell, Flagler	373
Altha, Calhoun	364
Missing, Volusia	364
Missing, Orange	357
Raiford, Union	349
Melbourne Beach, Brevard	348
Molino, Escambia	347
Branford, Suwannee	336
Surfside, Dade	334
Myakka City, Manatee	333
Alva, Lee	333
Celebration, Osceola	329
Youngstown, Bay	324
Cape Canaveral, Brevard	324
Apalachicola, Franklin	319
Flagler Beach, Flagler	319
Tavernier, Monroe	318
Missing, Marion	318
Ocklawaha, Marion	317
Archer, Alachua	313

# COVID-19: characteristics of 28,712 Florida resident cases

Data through Jan 16, 2021 verified as of Jan 17, 2021 at 09:25 AM

Data in this report are provisional and subject to change.

The table below includes the cities and counties of residence for cases in Florida residents based on the patient's ZIP Code. Note that city is not always received as part of the initial notification and may be missing while the case is being investigated.

City and county	Cases
Haverhill, Palm Beach	309
Hastings, St. Johns	306
De Leon Springs, Volusia	302
Indian Harbour Beach, Brevard	300
Malone, Jackson	300
Bell, Gilchrist	299
Pierson, Volusia	294
Mims, Brevard	292
Dundee, Polk	292
Osprey, Sarasota	289
Bal Harbour, Dade	288
Grand Ridge, Jackson	283
Eagle Lake, Polk	282
Lehigh, Lee	280
Missing, St. Johns	276
Lake Park, Palm Beach	273
Greenville, Madison	271
Holly Hill, Volusia	270
Jennings, Hamilton	267
Ave Maria, Collier	267
Webster, Sumter	262
Eastpoint, Franklin	260
Westville, Holmes	259
Vernon, Washington	258
Winter Park, Seminole	257
Chuluota, Seminole	255
Missing, Lee	254
Tequesta, Palm Beach	254
West Miami, Dade	252
Melrose, Putnam	249
Gotha, Orange	249
Grand Island, Lake	245
Satsuma, Putnam	245
Floral City, Citrus	244
Greenwood, Jackson	242
Montverde, Lake	242
Reddick, Marion	237
Elkton, St. Johns	236
Kenneth City, Pinellas	235
Indian Rocks Beach, Pinellas	232
O Brien, Suwannee	230
Orlando, Osceola	230
Bryceville, Nassau	229
Valparaiso, Okaloosa	229
Malabar, Brevard	222
Ponce De Leon, Holmes	217
San Antonio, Pasco	217
South Pasadena, Pinellas	217
Sebastian, Brevard	210
Alafaya, Orange	210
Belleair, Pinellas	207
Missing, Santa Rosa	205
Edgewood, Orange	205
Gretna, Gadsden	205
Laurel Hill, Okaloosa	203
Fort McCoy, Marion	200
Anthony, Marion	197
Lake Panasoffkee, Sumter	197
White Springs, Hamilton	194

# COVID-19: characteristics of 28,712 Florida resident cases

Data through Jan 16, 2021 verified as of Jan 17, 2021 at 09:25 AM

Data in this report are provisional and subject to change.

The table below includes the cities and counties of residence for cases in Florida residents based on the patient's ZIP Code. Note that city is not always received as part of the initial notification and may be missing while the case is being investigated.

City and county	Cases
Orlando, Seminole	192
Bay Harbor Islands, Dade	191
Wellborn, Suwannee	189
Hosford, Liberty	186
Inlet Beach, Walton	184
Morriston, Levy	182
Lee, Madison	182
Sanibel, Lee	182
Eglin Air Force Base, Okaloosa	181
Missing, Palm Beach	179
Geneva, Seminole	178
Saint James City, Lee	176
Kindred, Osceola	176
Southport, Bay	171
Mcdavid, Escambia	170
Fern Park, Seminole	164
Greenacres, Palm Beach	164
Weirsdale, Marion	159
Longboat Key, Manatee	158
Orlando, Dade	158
Hallandale Beach, Broward	158
Azalea Park, Orange	157
Mcalpin, Suwannee	156
Alford, Jackson	154
Howey-In-The-Hills, Lake	151
Juno Beach, Palm Beach	151
Zellwood, Orange	150
Fountain, Bay	150
Lakewood Ranch, Manatee	149
Apopka, Seminole	148
Holmes Beach, Manatee	148
Micanopy, Alachua	147
Astatula, Lake	144
Sopchoppy, Wakulla	143
Caryville, Washington	141
Lauderdale By The Sea, Broward	140
Babson Park, Polk	140
Islamorada, Monroe	140
Missing, Brevard	138
Summerland Key, Monroe	138
Clair-Mel City, Hillsborough	137
University Of Miami, Dade	136
Holt, Okaloosa	136
Orlando, Polk	133
Altoona, Lake	133
Bokeelia, Lee	133
Madeira Beach, Pinellas	133
Missing, Duval	133
Lockhart, Orange	131
Hiawassee, Orange	131
Pomona Park, Putnam	130
Poinciana, Polk	129
Center Hill, Sumter	129
The Villages, Lake	128
Bay Lake, Orange	126
Atlantis, Palm Beach	125
Mangonia Park, Palm Beach	125
Viera, Brevard	121
Rocky Point, Hillsborough	120

# COVID-19: characteristics of 28,712 Florida resident cases

Data through Jan 16, 2021 verified as of Jan 17, 2021 at 09:25 AM

Data in this report are provisional and subject to change.

The table below includes the cities and counties of residence for cases in Florida residents based on the patient's ZIP Code. Note that city is not always received as part of the initial notification and may be missing while the case is being investigated.

City and county	Cases
Missing, St. Lucie	117
Matlacha, Lee	116
Carrollwood, Hillsborough	115
Orlando, Broward	115
Missing, Pinellas	113
Oak Hill, Volusia	113
Lake Helen, Volusia	113
Odessa, Pasco	112
Hypoluxo, Palm Beach	108
Golden Beach, Dade	108
Osteen, Volusia	107
Cutler Bay, Dade	107
Grant-Valkaria, Brevard	106
Steinhatchee, Taylor	105
Baldwin, Duval	103
Big Pine Key, Monroe	103
Hollister, Putnam	102
Placida, Charlotte	101
Orlando, Hillsborough	101
Ponce Inlet, Volusia	101
Clarksville, Calhoun	100
Cloud Lake, Palm Beach	100
San Mateo, Putnam	100
Orlando, Volusia	100
Inglis, Levy	98
Missing, Broward	98
South Fort Myers, Lee	97
Citrus Springs, Citrus	97
University Of FI, Alachua	96
Kendall, Dade	95
Lady Lake, Sumter	94
Sumterville, Sumter	94
Panacea, Wakulla	93
Hampton, Bradford	91
Seville, Volusia	90
Buena Ventura Lakes, Osceola	90
Lake Hamilton, Polk	89
Missing, Pasco	88
Lutz, Pasco	87
Missing, Collier	86
Temple Terrace, Hillsborough	86
Florahome, Putnam	85
Dinsmore, Duval	83
Maitland, Seminole	83
Hurlburt Field, Okaloosa	83
Waldo, Alachua	83
Harmony, Osceola	83
Brooker, Bradford	82
Christmas, Orange	82
Belleair Beach, Pinellas	81
Lamont, Jefferson	81
Bascom, Jackson	81
Tierra Verde, Pinellas	79
Callaway, Bay	77
F M, Lee	76
Canal Point, Palm Beach	75
Fruit Cove, St. Johns	75
Astor, Lake	74
Paisley, Lake	74

# COVID-19: characteristics of 28,712 Florida resident cases

Data through Jan 16, 2021 verified as of Jan 17, 2021 at 09:25 AM

Data in this report are provisional and subject to change.

The table below includes the cities and counties of residence for cases in Florida residents based on the patient's ZIP Code. Note that city is not always received as part of the initial notification and may be missing while the case is being investigated.

City and county	Cases
Palma Ceia, Hillsborough	72
Orlando, Palm Beach	72
Pinetta, Madison	72
Lighthouse Point, Broward	72
Orlando, Lake	71
Avon Park, Polk	71
Tyndall Air Force Base, Bay	70
Barefoot Bay, Brevard	70
University Of Central Florida, Orange	69
Missing, Lake	68
University Of South Florida, Hillsborough	66
Missing, Hillsborough	66
Welaka, Putnam	64
Ochopee, Collier	64
Eatonville, Orange	64
Missing, Citrus	64
Cedar Key, Levy	64
Missing, Escambia	64
Crystal Beach, Pinellas	63
Lorida, Highlands	63
Fort Denaud, Hendry	63
Bradenton Beach, Manatee	63
Stock Island, Monroe	62
Campbellton, Jackson	62
The Villages, Marion	62
Air Mail Facility, Dade	62
Kathleen, Polk	60
Ocean Ridge, Palm Beach	60
Greensboro, Gadsden	59
Patrick Air Force Base, Brevard	58
Princeton, Dade	57
Bonita Beach, Lee	57
Boca Grande, Lee	56
North Venice, Sarasota	56
Barry University, Dade	56
Saint Pete Beach, Pinellas	55
Dania Beach, Broward	53
Sunny Isles Beach, Dade	53
Missing, Martin	51
West Park, Broward	51
Georgetown, Putnam	50
Yalaha, Lake	50
Destin, Walton	50
University Of Central Fl, Orange	48
Felda, Hendry	47
North Redington Beach, Pinellas	47
Walnut Hill, Escambia	47
Palm Beach Shores, Palm Beach	46
Florida Gulf Coast Univ, Lee	46
Orlando, Brevard	46
Heathrow, Seminole	45
Northdale, Hillsborough	44
Treasure Island, Pinellas	44
Reunion, Osceola	44
Anna Maria, Manatee	43
Bellview, Escambia	43
Cudjoe Key, Monroe	43
Micco, Brevard	43
Missing, Seminole	43



# COVID-19: characteristics of 28,712 Florida resident cases

Data through Jan 16, 2021 verified as of Jan 17, 2021 at 09:25 AM

Data in this report are provisional and subject to change.

The table below includes the cities and counties of residence for cases in Florida residents based on the patient's ZIP Code. Note that city is not always received as part of the initial notification and may be missing while the case is being investigated.

City and county	Cases
Lake Suzy, Desoto	43
Cinco Bayou, Okaloosa	43
City Of Sunrise, Broward	42
Missing, Monroe	42
Ona, Hardee	42
Aloma, Orange	41
Missing, Hernando	41
Sewalls Point, Martin	41
Singer Island, Palm Beach	41
Missing, Clay	41
Town N Country, Hillsborough	40
Mexico Beach, Bay	40
Missing, Indian River	39
University Of Tampa, Hillsborough	39
Miromar Lakes, Lee	39
Highland City, Polk	38
Salt Springs, Marion	38
Manalapan, Palm Beach	38
Miami Springs, Dade	37
Terra Ceia, Manatee	37
Village Of Wellington, Palm Beach	37
Eaton Park, Polk	36
Orlando, Pinellas	36
Waverly, Polk	36
Okahumpka, Lake	36
Duette, Manatee	36
Orlando, Leon	35
Gulf Breeze, Escambia	35
Ebro, Washington	34
Flemington, Marion	34
Miami, Unknown	33
Enterprise, Volusia	33
Missing, Nassau	33
Saint Leo, Pasco	33
Missing, Manatee	33
Naranja, Dade	33
Key Colony Beach, Monroe	32
Intercession City, Osceola	32
Highland Beach, Palm Beach	32
Missing, Okaloosa	32
Village Wellington, Palm Beach	31
Kenansville, Osceola	31
Palm Shores, Brevard	30
Bagdad, Santa Rosa	29
Bonita Springs, Collier	29
Tice, Lee	29
Hialeah Gardens, Dade	28
Green Acres, Palm Beach	28
Bayonet Point, Pasco	28
Missing, Sumter	28
Lulu, Columbia	27
Dowling Park, Suwannee	27
Pensacola Beach, Santa Rosa	27
Bay Pines, Pinellas	27
Florence Villa, Polk	27
Jupiter, Martin	26
Florida State, Leon	26
Caryville, Holmes	26
Univ Of FI Student Dorms, Alachua	26

# COVID-19: characteristics of 28,712 Florida resident cases

Data through Jan 16, 2021 verified as of Jan 17, 2021 at 09:25 AM

Data in this report are provisional and subject to change.

The table below includes the cities and counties of residence for cases in Florida residents based on the patient's ZIP Code. Note that city is not always received as part of the initial notification and may be missing while the case is being investigated.

City and county	Cases
South Palm Beach, Palm Beach	25
Pasadena, Pinellas	25
Nocatee, Desoto	25
Lacoochee, Pasco	25
Poinciana, Osceola	25
Penney Farms, Clay	25
Horseshoe Beach, Dixie	25
Miami Shores, Dade	25
South Miami Heights, Dade	25
Winter Garden, Lake	25
Hallandale Beach, Broward	25
Kinard, Calhoun	25
Missing, Polk	24
North Bay Village, Dade	24
Florida International Univ, Dade	24
Missing, Walton	24
Labelle, Glades	24
Orlando, Pasco	24
Santa Fe, Alachua	24
Orlando, Duval	23
Homosassa Springs, Citrus	23
Chokoloskee, Collier	23
Tangerine, Orange	23
Siesta Key, Sarasota	22
Florida Dept Of Corrections, Union	22
Earleton, Alachua	22
Eloise, Polk	22
Tioga, Alachua	22
Mcintosh, Marion	22
Westchase, Hillsborough	21
Goulds, Dade	21
Lealman, Pinellas	21
Florida A And M University, Leon	21
Cortez, Manatee	20
Bradley, Polk	20
La Crosse, Alachua	20
Orlando, Marion	20
Sparr, Marion	20
City Of Westlake, Palm Beach	20
Palmdale, Glades	20
Fort Lauderdale, Dade	20
Venus, Highlands	20
Bonaventure, Broward	20
Indian Lake Estates, Polk	20
Stetson University, Volusia	20
Sun City, Hillsborough	19
Missing, Flagler	19
Balm, Hillsborough	19
New Smyrna, Volusia	19
Bonifay, Washington	19
Bostwick, Putnam	19
Sydney, Hillsborough	19
Long Key, Monroe	19
Homeland, Polk	19
Ponte Vedra, Duval	19
Little Torch Key, Monroe	18
Hawthorne, Putnam	18
University Of Central Florida, Broward	18
Yankeetown, Levy	18

# COVID-19: characteristics of 28,712 Florida resident cases

Data through Jan 16, 2021 verified as of Jan 17, 2021 at 09:25 AM

Data in this report are provisional and subject to change.

The table below includes the cities and counties of residence for cases in Florida residents based on the patient's ZIP Code. Note that city is not always received as part of the initial notification and may be missing while the case is being investigated.

City and county	Cases
Perdido Key, Escambia	18
Babcock Ranch, Lee	18
Sugarloaf Key, Monroe	18
Branford, Lafayette	18
Lakeshore, Polk	18
Orange Lake, Marion	18
Missing, Osceola	17
Saint Marks, Wakulla	17
Wabasso, Indian River	17
Apopka, Lake	17
Mexico Beach, Gulf	17
Paxton, Walton	17
Wausau, Washington	17
Alturas, Polk	17
Bayshore Gardens, Manatee	17
Crystal Springs, Pasco	17
Orlando, Alachua	17
Ridge Manor, Pasco	17
Candler, Marion	17
Graceville, Holmes	16
Mango, Hillsborough	16
Parker, Bay	16
West Panama City Beach, Bay	16
Laud-By-The-Sea, Broward	16
Everglades City, Collier	16
Champions Gate, Polk	16
Loughman, Polk	15
Lowell, Marion	15
Missing, Jackson	15
Pine Hills, Orange	15
Maitland, Volusia	15
Indian River Shores, Indian River	15
Mount Dora, Orange	15
Florida International University, Dade	15
Pine Castle, Orange	15
White Springs, Columbia	14
Gulf Hammock, Levy	14
University Of Central Fl, Hillsborough	14
Goodland, Collier	14
Village Of Palmetto Bay, Dade	14
Gulf Stream, Palm Beach	14
Miami, Broward	14
Ocoee, Lake	14
Orlando, Manatee	14
Pembroke Park, Broward	14
Jensen Beach, St. Lucie	14
Murdock, Charlotte	14
Missing, Taylor	14
Plymouth, Orange	14
Winter Park, Polk	14
Westlake, Palm Beach	13
Woodville, Leon	13
Lake City, Suwannee	13
Maitland, Polk	13
Forest City, Orange	13
Fort Ogden, Desoto	13
Orlando, Flagler	13
Tallevast, Manatee	13
Orlando, Lee	13

# COVID-19: characteristics of 28,712 Florida resident cases

Data through Jan 16, 2021 verified as of Jan 17, 2021 at 09:25 AM

Data in this report are provisional and subject to change.

The table below includes the cities and counties of residence for cases in Florida residents based on the patient's ZIP Code. Note that city is not always received as part of the initial notification and may be missing while the case is being investigated.

City and county	Cases
Hernando Beach, Hernando	13
Nalcrest, Polk	13
Maxville, Duval	13
High Springs, Gilchrist	12
Pensacola Beach, Escambia	12
Maitland, Osceola	12
Missing, Bay	12
Golden Oak, Orange	12
Buckingham, Lee	12
Zellwood, Lake	12
Davenport, Osceola	12
Wewahitchka, Calhoun	12
Fort Charlotte, Charlotte	12
Daytona Beach Shores, Volusia	12
Redington Shores, Pinellas	11
Long Boat Key, Manatee	11
Unknown, Dade	11
Saint George Island, Franklin	11
Archer, Levy	11
Brooksville, Pasco	11
Hollywood, Dade	11
Jacksonville, Unknown	11
Watersound, Walton	11
Holder, Citrus	11
Graham, Bradford	11
Union Park, Orange	11
Saint Johns, Duval	11
Shady Hills, Pasco	11
Gonzalez, Escambia	11
Steinhatchee, Dixie	10
Rosemary Beach, Walton	10
Nichols, Polk	10
Passport, Unknown	10
Greenville, Taylor	10
Missing, Putnam	10
Apopka, Volusia	10
Leisure City, Dade	10
Laurel Hill, Walton	10
Durant, Hillsborough	10
Wahneta, Polk	10
Lake Buena Vista, Orange	10
Trenton, Levy	10
Ramrod Key, Monroe	10
Telogia, Liberty	10
Missing, Columbia	10
Trilby, Pasco	10
Citrus Ridge, Indian River	10
Deer Island, Lake	9
Cottondale, Washington	9
Orlando, Okaloosa	9
Otter Creek, Levy	9
Palma Sola, Manatee	9
Missing, Sarasota	9
Saint Lucie West, St. Lucie	9
University Park, Manatee	9
Choctaw Beach, Okaloosa	9
Belleair Bluffs, Pinellas	9
Lake Como, Putnam	9
Johns Pass Village, Pinellas	9

# COVID-19: characteristics of 28,712 Florida resident cases

Data through Jan 16, 2021 verified as of Jan 17, 2021 at 09:25 AM

Data in this report are provisional and subject to change.

The table below includes the cities and counties of residence for cases in Florida residents based on the patient's ZIP Code. Note that city is not always received as part of the initial notification and may be missing while the case is being investigated.

City and county	Cases
Orlando, Escambia	9
Perrine, Dade	9
Roseland, Indian River	9
Dade City, Hernando	9
Fanning Springs, Gilchrist	9
Hillsboro Beach, Broward	9
Suwannee, Dixie	9
Hutchinson Island, St. Lucie	9
Lamont, Madison	9
Rubonia, Manatee	9
Indian Creek Village, Dade	9
Kingsley Lake, Bradford	8
Missing, Holmes	8
Lloyd, Jefferson	8
Florida State Univ Admin, Leon	8
Forest City, Seminole	8
Ozona, Pinellas	8
Salem, Taylor	8
Mount Plymouth, Lake	8
Orlando, St. Lucie	8
Missing, Suwannee	8
Braden River, Manatee	8
Webster, Hernando	8
West Delray Beach, Palm Beach	8
Kissimmee, Orange	8
Beverly Beach, Flagler	8
Lake Monroe, Seminole	8
Ferndale, Lake	8
Hialeah, Unknown	8
Jerome, Collier	8
Maitland, Hillsborough	8
Innovation, Pasco	7
Ponce De Leon, Walton	7
Redington Beach, Pinellas	7
Maitland, Lake	7
Sea Ranch Lakes, Broward	7
Eau Gallie, Brevard	7
Captiva, Lee	7
Cross Creek, Alachua	7
Seybold, Dade	7
Niceville, Walton	7
Orlando, Sarasota	7
Switzerland, St. Johns	7
Pine Ridge, Citrus	7
University Of Central Fl, Martin	7
Port Saint John, Brevard	7
Basinger, Okeechobee	7
Evinston, Alachua	7
Virginia Gardens, Dade	7
Cypress, Jackson	7
Los Angeles, Dade	7
Copeland, Collier	6
Orchid, Indian River	6
Morrison, Marion	6
Duck Key, Monroe	6
Umatilla, Marion	6
Orlando, St. Johns	6
Orange Springs, Marion	6
Seacrest, Walton	6

# COVID-19: characteristics of 28,712 Florida resident cases

Data through Jan 16, 2021 verified as of Jan 17, 2021 at 09:25 AM

Data in this report are provisional and subject to change.

The table below includes the cities and counties of residence for cases in Florida residents based on the patient's ZIP Code. Note that city is not always received as part of the initial notification and may be missing while the case is being investigated.

City and county	Cases
Fernandina, Nassau	6
Missing, Unknown	6
Briny Breezes, Palm Beach	6
Citrus Hills, Citrus	6
Grant Valkaria, Brevard	6
Lake Butler, Bradford	6
Mayport Naval Station, Duval	6
Aripeka, Pasco	6
Grandin, Putnam	6
Palm City, St. Lucie	6
Ocoee, Osceola	6
Quail Heights, Dade	6
River Ranch, Polk	6
Missing, Highlands	6
Goldenrod, Seminole	6
Winderemere, Orange	6
East Lake, Marion	6
Gibsonia, Polk	6
Ebro, Bay	5
Eglin, Okaloosa	5
Barberville, Volusia	5
Grove City, Charlotte	5
Westchester, Dade	5
Apopka, Broward	5
Scottsmoor, Brevard	5
Wildlight, Nassau	5
Putnam Hall, Putnam	5
Stuart, St. Lucie	5
Pass, Unknown	5
Valkaria, Brevard	5
Winter Park, Broward	5
Fairfield, Marion	5
Indian Shores, Pinellas	5
Orlando, Charlotte	5
White City, Gulf	5
Worthington Springs, Union	5
Winter Garden, Seminole	5
Missing, Alachua	5
Eatonville, Polk	5
Anastasia Island, St. Johns	5
Winter Garden, Osceola	5
Elfers, Pasco	5
Orlando, Collier	5
Orlando, Hernando	5
N/A, Unknown	5
Okeechobee, Martin	5
Windermere, Alachua	5
Psl, Unknown	5
Naples, Lee	5
Lakewood Ranch, Sarasota	5
Longboat Key, Sarasota	5
Ybor City, Hillsborough	5
Miccosukee, Leon	5
Keystone Heights, Bradford	5
Clarcona, Orange	4
Haines Creek, Lake	4
Pensacola, Unknown	4
Jacksonville Naval Air Station, Duval	4
Newberry, Gilchrist	4

# COVID-19: characteristics of 28,712 Florida resident cases

Data through Jan 16, 2021 verified as of Jan 17, 2021 at 09:25 AM

Data in this report are provisional and subject to change.

The table below includes the cities and counties of residence for cases in Florida residents based on the patient's ZIP Code. Note that city is not always received as part of the initial notification and may be missing while the case is being investigated.

City and county	Cases
Okeechobee, Osceola	4
Miami Gardens, Unknown	4
Miramar, Dade	4
Missing, Calhoun	4
Fort Lauderdale, Palm Beach	4
Clewiston, Palm Beach	4
Babcock Ranch, Charlotte	4
Branford, Gilchrist	4
San Carlos Park, Lee	4
Wakulla Springs, Wakulla	4
Orlando, Citrus	4
Oneco, Manatee	4
Day, Lafayette	4
Alafaya, Broward	4
International Service Center, Dade	4
Williston, Marion	4
Saint Augustine, Duval	4
Bella Collina, Lake	4
El Jobean, Charlotte	4
Hinsdale, Manatee	4
Orange Park, Duval	4
Nobleton, Hernando	4
Shady Grove, Taylor	4
Tampa, Pinellas	4
Orlando, Santa Rosa	4
Milton, Escambia	4
Holt, Santa Rosa	4
Inlet Beach, Bay	4
Maitland, Leon	4
Missing, Leon	4
Mayport, Duval	4
Live Oak, Madison	4
Loxahatchee Groves, Palm Beach	4
Deerfield Beach, Palm Beach	4
Windermere, Leon	4
University Of Central Florida, Brevard	4
West Bradenton, Manatee	4
Port Charlotte, Unknown	4
Okeechobee, Glades	4
Orlando, Columbia	4
Punta Gorda, Lee	4
Saint Augustine Beach, St. Johns	4
Glen Ridge, Palm Beach	4
Orlando, Highlands	4
Missing, Hendry	4
Port Salerno, Martin	4
Ocean Breeze, Martin	4
Orlando, Bay	4
Hialeah, Broward	4
Melrose, Bradford	4
Alys Beach, Bay	4
Margate, Unknown	3
Mid Florida, Seminole	3
Los Angeles, Broward	3
Maitland, Pasco	3
Highland Park, Polk	3
Winter Garden, Polk	3
Lanark Village, Franklin	3
Labelle, Lee	3

# COVID-19: characteristics of 28,712 Florida resident cases

Data through Jan 16, 2021 verified as of Jan 17, 2021 at 09:25 AM

Data in this report are provisional and subject to change.

The table below includes the cities and counties of residence for cases in Florida residents based on the patient's ZIP Code. Note that city is not always received as part of the initial notification and may be missing while the case is being investigated.

City and county	Cases
Ocoee, Broward	3
Apopka, Osceola	3
Brewton, Escambia	3
Cassadaga, Volusia	3
University Of Central Florida, Palm Beach	3
Winter Park, Lake	3
Woodside, Broward	3
Pp, Dade	3
Pp, Unknown	3
Orem, Palm Beach	3
Saint Augusaintine Beach, St. Johns	3
Orlando, Indian River	3
Orlando, Martin	3
Port Saint Lucie, Martin	3
Orlando, Unknown	3
Village Of Golf, Palm Beach	3
Windermere, Seminole	3
Hallandale Beach, Unknown	3
Blountstown, Liberty	3
Lakeland, Hillsborough	3
Lake Geneva, Clay	3
Miami, Palm Beach	3
Lynbrook, Broward	3
Miami Gardens, Broward	3
Ludlam, Dade	3
Laurel, Sarasota	3
Jacksonville, Clay	3
Apopka, Dade	3
Orlando, Union	3
Tampa Palms, Hillsborough	3
Sunny Hills, Washington	3
Winter Park, Alachua	3
Winter Park, Leon	3
Winter Park, Osceola	3
Ocean Reef Club, Monroe	3
Missing, Washington	3
Mims, Volusia	3
Jonesville, Alachua	3
Julington Creek, St. Johns	3
East Rockland Key, Monroe	3
Apopka, Hillsborough	3
Point Washington, Walton	3
University Of Central Fl, Seminole	3
Sandestin, Walton	3
Seacrest, Bay	3
Vero Beach, St. Lucie	3
Hollywood, Unknown	3
Indian Rock Beach, Pinellas	3
Inglis, Citrus	3
Monticello, Madison	3
Mayport Naval Housing, Duval	3
Cape San Blas, Gulf	3
Bowling Green, Polk	3
Crestview, Walton	3
Cypress Gardens, Polk	3
Fernandina Beach, Duval	3
Fpo, Duval	3
Samoset, Manatee	3
San Fernando, Unknown	3



# COVID-19: characteristics of 28,712 Florida resident cases

Data through Jan 16, 2021 verified as of Jan 17, 2021 at 09:25 AM

Data in this report are provisional and subject to change.

The table below includes the cities and counties of residence for cases in Florida residents based on the patient's ZIP Code. Note that city is not always received as part of the initial notification and may be missing while the case is being investigated.

City and county	Cases
Pompano Beach, Palm Beach	3
Windermere, Palm Beach	3
Vernon, Bay	3
Winter Park, Brevard	3
Sorrento, Orange	3
Bristol, Calhoun	3
Bayou George, Bay	3
Conch Key, Monroe	3
Coraopolis, Citrus	3
Chicago, Lee	3
Jacksonville, Alachua	3
Orlando, Jackson	3
North Fort Myers, Charlotte	3
Kissimmee, Unknown	3
Orlando, Nassau	3
Sugarloaf, Monroe	3
Winter Garden, Leon	3
Westville, Walton	3
Glenwood, Volusia	3
Ft Pierce, St. Lucie	3
Milligan, Okaloosa	3
Lamont, Taylor	3
Land O Lakes, Hillsborough	2
Missing, Okeechobee	2
Lakeland, Unknown	2
Fort Lauderdale, Alachua	2
Cross City, Taylor	2
Carl Fisher, Dade	2
Boca Raton, Broward	2
Saint Marys, Nassau	2
Windermere, Lake	2
Winter Park, Highlands	2
Wacissa, Jefferson	2
Ocoee, Leon	2
Orlo Vista, Orange	2
Port Saint Lucie, Palm Beach	2
Jacksonville Naval Hospital, Duval	2
Longview, Dade	2
Jacksonville, Nassau	2
Hosford, Calhoun	2
Noma, Holmes	2
Melrose, Clay	2
Mesa, Unknown	2
Cape Haze, Charlotte	2
000000, Unknown	2
Boynton Beach, Broward	2
Sebring, Desoto	2
Ormond Beach, Flagler	2
Panama City, Unknown	2
Pompano Beach, Unknown	2
Tampa, Hernando	2
Summerfield, Unknown	2
University Of Central Florida, Lee	2
Vero Beach, Unknown	2
Wauchula, Desoto	2
Yeehaw, Okeechobee	2
Winter Park, Dade	2
Sunrise, Unknown	2
Tampa, Broward	2

# COVID-19: characteristics of 28,712 Florida resident cases

Data through Jan 16, 2021 verified as of Jan 17, 2021 at 09:25 AM

Data in this report are provisional and subject to change.

The table below includes the cities and counties of residence for cases in Florida residents based on the patient's ZIP Code. Note that city is not always received as part of the initial notification and may be missing while the case is being investigated.

City and county	Cases
Weirsdale, Lake	2
Port Canaveral, Brevard	2
Seguin, Unknown	2
Oakland Park, Unknown	2
Dade City, Unknown	2
Cross Key, Monroe	2
Cibolo, Orange	2
Crescent Beach, Sarasota	2
Claysville, Hernando	2
Marysville, Dade	2
Island Grove, Alachua	2
Green Cove Springs, Duval	2
Venice, Dade	2
Union, Manatee	2
University Of Central Fl, Broward	2
Sand Lake, Orange	2
Port St. Lucie, St. Lucie	2
Windermere, Hillsborough	2
Winter Park, Collier	2
Winter Park, Duval	2
Winter Park, Hillsborough	2
Alford, Washington	2
Altamonte Springs, Orange	2
Alys Beach, Walton	2
Apopka, Duval	2
High Springs, Columbia	2
Jupiter Island, Martin	2
Jena, Taylor	2
Labelle, Collier	2
Lauderhill, Unknown	2
Long Beach, Orange	2
Longwood, Unknown	2
Miramar, Unknown	2
Maitland, Palm Beach	2
Miami Beach, Unknown	2
Miami, Martin	2
New Port Richey, Hillsborough	2
Okeechobee, Highlands	2
West Palm Beach, Dade	2
Tarpon Springs, Pasco	2
Oklawaha, Marion	2
Olustee, Baker	2
Ocoee, Duval	2
Apopka, Flagler	2
Apopka, Marion	2
Apopka, Sarasota	2
Bonifay, Jackson	2
Clermont, Polk	2
Doctors Inlet, Clay	2
Deland, Lake	2
Fort Pierce, Martin	2
Greenville, Jefferson	2
Lecanto, Marion	2
Lutz, Pinellas	2
Miami, Orange	2
Mount Pleasant, Gadsden	2
Immokalee, Lee	2
Lawtey, Union	2
Los Angeles, Okaloosa	2

# COVID-19: characteristics of 28,712 Florida resident cases

Data through Jan 16, 2021 verified as of Jan 17, 2021 at 09:25 AM

Data in this report are provisional and subject to change.

The table below includes the cities and counties of residence for cases in Florida residents based on the patient's ZIP Code. Note that city is not always received as part of the initial notification and may be missing while the case is being investigated.

City and county	Cases
Alligator Point, Franklin	2
Coconut Creek, Unknown	2
Fort Myers, Unknown	2
Eatonville, Lake	2
Crawfordville, Leon	2
Fort Lauderdale, Unknown	2
Winter Garden, Broward	2
Winter Garden, Dade	2
Windermere, Osceola	2
Upper Key Largo, Monroe	2
Winter Park, St. Johns	2
None, Dade	2
Saint Petersburg, Hillsborough	2
Seven Springs, Pasco	2
Portland, Unknown	2
Provo, Broward	2
Windermere, Polk	2
University Of Central Florida, Pinellas	2
Wimauma, Manatee	2
University Of Central Fl, Dade	2
University Of Central Fl, Osceola	2
Sumatra, Liberty	2
Hialeah Lakes, Dade	2
Fort Walton Beach, Walton	2
Dunnellon, Levy	2
Orlando, Holmes	2
Orlando, Sumter	2
Moore Haven, Hendry	2
Naples, Broward	2
Lake Harbor, Palm Beach	2
Winter Garden, Hillsborough	2
Pass, Dade	2
Tangerine, Lake	2
Jacksonville, Dade	2
Lake Worth, Broward	2
Madison, Unknown	2
Lockhart, Seminole	2
Amelia City, Nassau	2
Alligator Point, Wakulla	2
Bruce, Holmes	2
Florida Power & Light Co, Dade	2
Fort Denaud, Glades	1
Fortlauderdale, Unknown	1
Ft Pierce, Unknown	1
Garland, Orange	1
El Paso, Unknown	1
Everett, Dade	1
Fl State Lot, Leon	1
Eatonville, Seminole	1
Destin, Unknown	1
Diamond, Highlands	1
Colorado Springs, Unknown	1
Conifer, Lee	1
Coco River, Collier	1
Bryn Mawr, Palm Beach	1
Camden Wyoming, Duval	1
Bear Grass, Palm Beach	1
Chipley, Holmes	1
Chipley, Jackson	1

# COVID-19: characteristics of 28,712 Florida resident cases

Data through Jan 16, 2021 verified as of Jan 17, 2021 at 09:25 AM

Data in this report are provisional and subject to change.

The table below includes the cities and counties of residence for cases in Florida residents based on the patient's ZIP Code. Note that city is not always received as part of the initial notification and may be missing while the case is being investigated.

City and county	Cases
Chattanooga, Dade	1
Altamonte, Orange	1
Alva, Collier	1
333, Unknown	1
Allentown, Putnam	1
Amelia Village, Nassau	1
Apple Creek, Citrus	1
Barefoot Beach, Lee	1
Azalea Park, Osceola	1
Aventura, Osceola	1
Loganville, Orange	1
Lehigh Cares, Lee	1
Live Oak, Columbia	1
Lauderdale Hill, Unknown	1
Longwood, Orange	1
Middleburg, Duval	1
Midland, Osceola	1
Miami Garden, Unknown	1
N/A, Duval	1
Naples, Alachua	1
Miami, Monroe	1
Miamii, Dade	1
Miamt, Dade	1
Lake Mary, Lake	1
Knoxville, Escambia	1
Jeffersonville, Broward	1
Hickory, Lee	1
Homeless, Dade	1
Hallandate Ben, Unknown	1
Tampa, Manatee	1
Steinhatchee, Alachua	1
University Of Central FI, Pasco	1
Union City, Bradford	1
Porter Ranch, Dade	1
Raiford, Bradford	1
Republic, Monroe	1
Ridgewood, Broward	1
Riverview, Manatee	1
Roseland, Palm Beach	1
Saint Teresa, Wakulla	1
San Diego, Unknown	1
Pompano Beach, Alachua	1
Russellville, Hillsborough	1
Saint Augustine, Okaloosa	1
Palm City, Unknown	1
Oviedo, Leon	1
Ponte Vedra Beach, Orange	1
Port Saint Lucie, Broward	1
Port Saint Lucie, Indian River	1
Pine Hills, Broward	1
Old Town, Gilchrist	1
Ocoee, Hillsborough	1
Opa Locka, Polk	1
Orem, Sarasota	1
Orem, Unknown	1
Ocala, Unknown	1
Woodland Hills, Brevard	1
Westerville, Hillsborough	1
University Of Central Florida, Hillsborough	1

# COVID-19: characteristics of 28,712 Florida resident cases

Data through Jan 16, 2021 verified as of Jan 17, 2021 at 09:25 AM

Data in this report are provisional and subject to change.

The table below includes the cities and counties of residence for cases in Florida residents based on the patient's ZIP Code. Note that city is not always received as part of the initial notification and may be missing while the case is being investigated.

City and county	Cases
Vero Beach, Brevard	1
Village Of Palm Springs, Palm Beach	1
Webster, Pasco	1
Windermere, Dade	1
Winston Salem, Unknown	1
Wilbur By The Sea, Volusia	1
Willowbrook, Lee	1
Los Angeles, Polk	1
Lakewood, Unknown	1
Middleburg, Unknown	1
Minneapolis, Broward	1
Missing, Charlotte	1
Maitland, Unknown	1
Melbourne, Orange	1
Miami Beach, Palm Beach	1
Miami Granders, Dade	1
Naugatuck, Lee	1
New Vernon, Sarasota	1
New York, Broward	1
North Little Rock, Palm Beach	1
Oakland, Broward	1
Oakland, Manatee	1
Myakka, Duval	1
Ocoee, Polk	1
Opa Locka, Unknown	1
Orlando, Orange	1
Duke Field Air Force Station, Okaloosa	1
Flora, Lee	1
Export, Palm Beach	1
Fdsf, Unknown	1
Fruitland Park, Sumter	1
Fwb, Unknown	1
Gainesville, Marion	1
Gastonia, Polk	1
Geneva, Orange	1
Hialeah, Orange	1
Hilliard, Dade	1
Hollywood, Leon	1
Holt, Unknown	1
Humble, Broward	1
Havanna, Gadsden	1
Knoxville, Duval	1
Green, Clay	1
Greensburg, Orange	1
Greenville, Monroe	1
Gulf Shores, Escambia	1
Bryn Mawr, Collier	1
Apalachicola, Leon	1
Apopka, Palm Beach	1
Aspen, Palm Beach	1
Atlanta, Broward	1
Aurburndale, Polk	1
Aventura, Unknown	1
Azalea Park, Sarasota	1
Bartow, Unknown	1
Boca Rotan, Unknown	1
Deltona , Volusia	1
Clermont, Unknown	1
Columbia, Orange	1

# COVID-19: characteristics of 28,712 Florida resident cases

Data through Jan 16, 2021 verified as of Jan 17, 2021 at 09:25 AM

Data in this report are provisional and subject to change.

The table below includes the cities and counties of residence for cases in Florida residents based on the patient's ZIP Code. Note that city is not always received as part of the initial notification and may be missing while the case is being investigated.

City and county	Cases
Coral Gables, Unknown	1
Coral Springs, Unknown	1
Cornelius, Leon	1
Crestview, Dade	1
Dade City, Polk	1
Dania, Unknown	1
Darien, Pasco	1
Sumter Ville, Unknown	1
Springhill, Unknown	1
Tampa, Jackson	1
University Of Central Fl, St. Johns	1
University Of Central Florida, Dade	1
Tinley Park, Lee	1
Telluride, Lee	1
Windermere, Lee	1
Winter Garden, Brevard	1
Winter Garden, Sumter	1
Wayne, Dade	1
West Simsbury, Collier	1
South Otselic, Dade	1
Saint Petersburg, Dade	1
San Juan, Osceola	1
San Pedro Sula, Dade	1
Sandy, Duval	1
Richmond Heights, Dade	1
Rochester, Lee	1
Rosemary Beach, Bay	1
Port Charlotte Fl, Unknown	1
Ponce, Orange	1
Plant City, Pinellas	1
Plantation, Unknown	1
Pensacola, Santa Rosa	1
Plant City, Hendry	1
Spring Hill , Hernando	1
Starke, Clay	1
Stone Mountain, Palm Beach	1
Sun City Center, Hardee	1
Tallahassee, Duval	1
Tampa, Palm Beach	1
Tiffin, Highlands	1
Saint Petersburg, St. Lucie	1
Saxis, Lee	1
Sebring, Lee	1
Saint Johns, Unknown	1
Rye, Duval	1
Rex, Duval	1
Oooooo, Unknown	1
North Pole, Seminole	1
North Port, Lee	1
Orem, Broward	1
Orlando, Washington	1
Pacifica, Dade	1
Palm Coast, Polk	1
Palm Coast, Volusia	1
Parker, Dade	1
Port Everglades, Broward	1
Peoria, Unknown	1
Plantation, Orange	1
Zolfo Springs, Polk	1

# COVID-19: characteristics of 28,712 Florida resident cases

Data through Jan 16, 2021 verified as of Jan 17, 2021 at 09:25 AM

Data in this report are provisional and subject to change.

The table below includes the cities and counties of residence for cases in Florida residents based on the patient's ZIP Code. Note that city is not always received as part of the initial notification and may be missing while the case is being investigated.

City and county	Cases
Tulsa, Orange	1
University Of Central Fl, Clay	1
West Palm Beach, Broward	1
West Villages, Sarasota	1
Westbrook, Dade	1
Wichita, Volusia	1
Wildwood, Marion	1
Winder Garden, Orange	1
Windermere, Broward	1
Windermere, Pasco	1
Vernon, Unknown	1
Washington, Unknown	1
Wekiva Springs, Seminole	1
Winter Garden, Pinellas	1
Winter Park, Calhoun	1
Winter Park, Indian River	1
Winter Park, Lee	1
Eatonville, Osceola	1
Edgewood, Osceola	1
Deland, St. Lucie	1
Deltona, Orange	1
Fort Myers-, Lee	1
Fort Pierce, Unknown	1
Gotha, Palm Beach	1
Granada Hills, Broward	1
Hailandale, Unknown	1
Harrison, Pinellas	1
Hiialeah, Bay	1
Homeless, Polk	1
Conway, Leon	1
Clermont, Osceola	1
Clewiston, Glades	1
Cypress, Leon	1
Davenport, Orange	1
Cartersville, Unknown	1
Anaheim, Unknown	1
Alafaya, Palm Beach	1
Athens, Duval	1
Boca Raton, Orange	1
Bogota, Orange	1
Bradington, Manatee	1
Bronx, Palm Beach	1
Blountstown, Jackson	1
Belle Isle, Dade	1
Louisville, Manatee	1
Los Angeles Ca, Unknown	1
Lewisburg, Pasco	1
Littleton, Dade	1
Homosassa, Hernando	1
Jerusalem, St. Johns	1
Lake City, Hamilton	1
La Grange, Dade	1
Navarre, Okaloosa	1
New Orleans, Palm Beach	1
Newark, Broward	1
Newburgh, Bay	1
Missing, Hardee	1
Marshall, Dade	1
Middlesburg, Duval	1

# COVID-19: characteristics of 28,712 Florida resident cases

Data through Jan 16, 2021 verified as of Jan 17, 2021 at 09:25 AM

Data in this report are provisional and subject to change.

The table below includes the cities and counties of residence for cases in Florida residents based on the patient's ZIP Code. Note that city is not always received as part of the initial notification and may be missing while the case is being investigated.

City and county	Cases
Maitland, Dade	1
Miami Lakes, Unknown	1
Miami, Hillsborough	1
Lemoyne, Manatee	1
Lawrence Township, Palm Beach	1
Lander, Citrus	1
Las Vegas, Orange	1
Magnolia Square, Osceola	1
Maitland, Alachua	1
Melrose, Alachua	1
Miamf, Dade	1
Miami G, Dade	1
Miami, Collier	1
Marianna, Calhoun	1
Marshall, Palm Beach	1
New Richmond, Volusia	1
Jamaica, Broward	1
Kingsland, Duval	1
Kissimmee, Brevard	1
Lake Placid, Alachua	1
Gotha, Leon	1
Gilmer, Dade	1
Haverford, Hillsborough	1
Herrin, Orange	1
Deland, Polk	1
Dallas, Lee	1
De Leon Springs, Putnam	1
Estero, Collier	1
Fanning Springs, Levy	1
Columbus, Brevard	1
Cookeville, Seminole	1
Crestview, Holmes	1
Cumberland, Palm Beach	1
Dade City, Hillsborough	1
Charlotte, Pasco	1
Clear Brook, Lee	1
Clermont, Orange	1
Boca Raton, Unknown	1
Bohealia, Lee	1
Blowing Rock, Polk	1
Carol Stream, Orange	1
Bryant, Alachua	1
Apopka, St. Lucie	1
Belle Isle, Polk	1
Apopka, Manatee	1
99, Unknown	1
Alanson, Bay	1
Aollywoss, Dade	1
Ocoee, Lee	1
Ocoee, Volusia	1
Okeechobee, St. Lucie	1
Opalocka, Dade	1
Orlando, Hendry	1
Orlando, Levy	1
Oakland, Lake	1
Oakland, Leon	1
Palm Springs North, Dade	1
Palm Coast, Duval	1
Pineland, Lee	1



# COVID-19: characteristics of 28,712 Florida resident cases

Data through Jan 16, 2021 verified as of Jan 17, 2021 at 09:25 AM

Data in this report are provisional and subject to change.

The table below includes the cities and counties of residence for cases in Florida residents based on the patient's ZIP Code. Note that city is not always received as part of the initial notification and may be missing while the case is being investigated.

City and county	Cases
Perry, Leon	1
Provincetown, Collier	1
Virginia Beach, Hernando	1
Waco, Broward	1
University Of Central Florida, Monroe	1
Toms River, Dade	1
Tangerine, Seminole	1
Tewksbury, Orange	1
Steinhatchee, Madison	1
South Burlington, Orange	1
Shannon, Collier	1
Soldotna, Broward	1
Saint Cloud, Lee	1
Saint Johns, Orange	1
San Antonio, Sarasota	1
San Antonio, Unknown	1
Sanford, Volusia	1
Wesley Chapel, Alachua	1
Wood River, Polk	1
Worcester, Palm Beach	1
Weston, Dade	1
Wheaton, Lee	1
North Port, Charlotte	1
Newaygo, Charlotte	1
Na, Dade	1
Naples, Leon	1
Naples, Unknown	1
Milford, Bay	1
Mattoon, Lee	1
Missing, Desoto	1
Los Angeles, Orange	1
Marathon Shores, Monroe	1
Marianna, Leon	1
Marianna, Washington	1
Mary Esther, Hillsborough	1
Littleton, St. Johns	1
Lecanto, Palm Beach	1
Lake Worth, Unknown	1
Lake Como, Nassau	1
Lake In The Hills, Broward	1
Indianapolis, Lee	1
Jupiter, Pinellas	1
Kansas City, Palm Beach	1
Gwynn Oak, Polk	1
Fort Lauderdale, Lee	1
Fort Pierce, Brevard	1
Crescent City, Marion	1
Crestview, Unknown	1
Delray Beach, Broward	1
Fort Worth, Broward	1
Franklin, Orange	1
Gainesville, Santa Rosa	1
Brownsville, Escambia	1
Belle Isle, Seminole	1
Boys Ranch, Suwannee	1
Coal City, Pasco	1
Commerce Township, Manatee	1
Crawfordville, Alachua	1
Celebration, Orange	1

# COVID-19: characteristics of 28,712 Florida resident cases

Data through Jan 16, 2021 verified as of Jan 17, 2021 at 09:25 AM

Data in this report are provisional and subject to change.

The table below includes the cities and counties of residence for cases in Florida residents based on the patient's ZIP Code. Note that city is not always received as part of the initial notification and may be missing while the case is being investigated.

City and county	Cases
Chicago, Broward	1
Addison, Pasco	1
Alafaya, Dade	1
Apo, Collier	1
Apopka, Alachua	1
Apopka, Citrus	1
Arabi, Orange	1
At Large, Broward	1
Austin, Dade	1
Azalea Park, Broward	1
Big Torch Key, Monroe	1
Black, Holmes	1
Boca Raton, Lee	1
Bonifay, Unknown	1
Bonnie, St. Johns	1
Winter Park, Manatee	1
Winter Park, Palm Beach	1
Winter Park, Volusia	1
Winter Springs, Orange	1
Youngstown, Washington	1
Zellwood, Brevard	1
Zellwood, Osceola	1
Winnetka, Dade	1
Weston, Unknown	1
Wildwood, Lee	1
Saint Petersburg, Duval	1
Scottsdale, Brevard	1
Port Saint Lucie, Marion	1
Port St Luice, Unknown	1
Port Charlotte, Lee	1
Roswell, Bay	1
Ruskin, Dade	1
Ruskin, Manatee	1
Pompano Beach, Dade	1
Pompano Beach, Osceola	1
Pine Hills, Polk	1
Pensacola Naval Hospital, Escambia	1
Pace, Escambia	1
Painted Post, Pasco	1
Palatka, Marion	1
Tavares, Unknown	1
Temple, Palm Beach	1
St Peterburg, Orange	1
Stiamk, Dade	1
Surfside Beach, Orange	1
Sun City Center, Lee	1
Unknown, Duval	1
Upland, Manatee	1
Wabasha, Clay	1
West Hollywood, Broward	1
West Palm Beach, Unknown	1
Waverly, Duval	1
Greensboro, Leon	1
Glen Cove, Unknown	1
Glen Saint Mary, Duval	1
Jacksonville, Baker	1
Jupiter Inlet, Palm Beach	1
Jzx, Unknown	1
Key West, Palm Beach	1

# COVID-19: characteristics of 28,712 Florida resident cases

Data through Jan 16, 2021 verified as of Jan 17, 2021 at 09:25 AM

Data in this report are provisional and subject to change.

The table below includes the cities and counties of residence for cases in Florida residents based on the patient's ZIP Code. Note that city is not always received as part of the initial notification and may be missing while the case is being investigated.

City and county	Cases
Kilgore, Dade	1
Lake Forest, Collier	1
Irmo, Unknown	1
Metter, Manatee	1
Miamksaohes, Dade	1
Miami Dade, Unknown	1
Maccleddy, Dixie	1
Madison, Jefferson	1
Land O Lakes, Unknown	1
Landolakes, Unknown	1
Lawton, Okaloosa	1
Lima, Volusia	1
Missing, Lafayette	1
Monument, Broward	1
Morrisville, Palm Beach	1
Mokena, Lee	1
Clearwater, Leon	1
Crestview, Broward	1
Clarcona, Seminole	1
Crystal River, Marion	1
Dalecity, Okaloosa	1
Deerfield Beach, Polk	1
Defuniak Springs, Okaloosa	1
Gainesville, Levy	1
Fleming Island, Duval	1
Florida City, Unknown	1
Eatonville, Hillsborough	1
Bogota, Unknown	1
Canton, Duval	1
Bradenton, Lee	1
Callahan, Duval	1
Alafaya, Pinellas	1
Apopka, Leon	1
Alachua, Suwannee	1
Atlanta, Walton	1
Attalla, Broward	1
Auburn, Palm Beach	1
Autaville, Broward	1
Azalea Park, Lake	1
Azalea Park, Polk	1
Ocala, Duval	1
North Port, Unknown	1
Notrealville, Polk	1
Okeechobi, Unknown	1
Ocoee, Manatee	1
North Brunswick, St. Lucie	1
North Lauderdale, Unknown	1
Orem, Dade	1
Orlando, Clay	1
Orlando, Gadsden	1
Orlando, Walton	1
Oviedo, Lake	1
St Cloud, Orange	1
Sarasota, Unknown	1
San Marcos, Unknown	1
Rye, Palm Beach	1
Saint Petersburg, Bay	1
Pooler, Broward	1
Plantation Key, Monroe	1

# COVID-19: characteristics of 28,712 Florida resident cases

Data through Jan 16, 2021 verified as of Jan 17, 2021 at 09:25 AM

Data in this report are provisional and subject to change.

The table below includes the cities and counties of residence for cases in Florida residents based on the patient's ZIP Code. Note that city is not always received as part of the initial notification and may be missing while the case is being investigated.

City and county	Cases
Plantation, Leon	1
Pensacola, Dade	1
Panomo City, Bay	1
Ridgewood, Lee	1
Roayl Palm Beach, Palm Beach	1
Roseville, Broward	1
Port St. Lucie, Unknown	1
Putnam, Putnam	1
West Miami, Unknown	1
Whippany, Volusia	1
Winfield, Hillsborough	1
Winter Garden, Lee	1
Winter Garden, Unknown	1
Winter Park, Bay	1
Xifamk, Dade	1
Twentynine Palms, Broward	1
Surprise, Unknown	1
Syracuse, Unknown	1
Vernon, Walton	1
Venezuela, Unknown	1
University Of Central Florida, Duval	1
Wtixrat, Dade	1
Westlake Village, Unknown	1
Watersound, Bay	1
Whites Creek, Leon	1
Windermere, Volusia	1
Ventura, Orange	1
Unk, Duval	1
Sunrtise, Dade	1
Tallahassee, Gadsden	1
Tallahassee, Madison	1
Toms River, Lee	1
Tourist, Dade	1
Trenton, Dixie	1
Unknown, Unknown	1
Powell, Lee	1
Perth Amboy, Hillsborough	1
Pembroke Pines, Dade	1
Pensacola, Sumter	1
Paducah, Manatee	1
Sharpes, Brevard	1
Puerto Rico, Unknown	1
Randolph, Orange	1
Saint Petersburg, Charlotte	1
Saint Lucie Village, St. Lucie	1
Bonita, Lee	1
Belle Isle, Duval	1
Bocaraten, Palm Beach	1
Bronson, Alachua	1
Brooker, Alachua	1
Brandon, Pinellas	1
Alva, Escambia	1
Arcadia, Highlands	1
Baker, Santa Rosa	1
Armstrong, St. Johns	1
Atl, Brevard	1
Belleville, Palm Beach	1
Belmont, Santa Rosa	1
Blountstown, Broward	1

# COVID-19: characteristics of 28,712 Florida resident cases

Data through Jan 16, 2021 verified as of Jan 17, 2021 at 09:25 AM

Data in this report are provisional and subject to change.

The table below includes the cities and counties of residence for cases in Florida residents based on the patient's ZIP Code. Note that city is not always received as part of the initial notification and may be missing while the case is being investigated.

City and county	Cases
Cincinnati, Dade	1
Champions Gate, Osceola	1
Davie, Unknown	1
Dayton, Orange	1
Floral, Okaloosa	1
Dfafs, Okaloosa	1
Edgewood, Broward	1
Macclenny, Duval	1
Mantua, Broward	1
Mayaguez, Dade	1
Middletown, Osceola	1
North Laud, Unknown	1
Ocoee, Unknown	1
Murrieta, Seminole	1
Monroe, Hillsborough	1
Oldsra, Manatee	1
Hoosick Falls, Broward	1
Hialeahgardens, Dade	1
Hiram, Leon	1
Greenbrier, Bay	1
Gibson, Unknown	1
Gainesville, Okaloosa	1
Longwood, Broward	1
Lucedale, St. Lucie	1
Interlachen, Duval	1
Kure Beach, Monroe	1
Lakeland, Palm Beach	1
Prattville, Hillsborough	1
Prestonsburg, Bay	1
Quincy, Jackson	1
Rapid City, Broward	1
Red Bay, Holmes	1
Piasa, Putnam	1
Palmetto, Pasco	1
Pass-A-Grille Beach, Pinellas	1
Pembroke Lakes, Broward	1
Other, Dade	1
Palmetto Bay, Palm Beach	1
New Middletown, Hillsborough	1
Orlando, Putnam	1
Waipahu, Santa Rosa	1
Ward, Polk	1
Wellborn, Columbia	1
Sunbright, Palm Beach	1
Syracuse, Polk	1
Tallahassee, Dade	1
Tamarac, Dade	1
Tampa, Unknown	1
Tavares, Orange	1
Topsham, Manatee	1
Town Of Nocatee, St. Johns	1
Unkn, Duval	1
Suitland, Volusia	1
Shirley, Flagler	1
Seminole, Leon	1
Russellville, Bay	1
Saint Joseph, Volusia	1
San Antonio, Orange	1
Woodbine, Nassau	1

# COVID-19: characteristics of 28,712 Florida resident cases

Data through Jan 16, 2021 verified as of Jan 17, 2021 at 09:25 AM

Data in this report are provisional and subject to change.

The table below includes the cities and counties of residence for cases in Florida residents based on the patient's ZIP Code. Note that city is not always received as part of the initial notification and may be missing while the case is being investigated.

City and county	Cases
Winter Garden, Marion	1
Winter Park, Citrus	1
Winter Park, Hendry	1
Winter Garden, Duval	1
West Yarmouth, St. Lucie	1
Venetian Islands, Dade	1
Belle Isle, Osceola	1
Bay Harbor Islands, Unknown	1
Bel Air, Collier	1
Alachua, Duval	1
Alpharetta, Broward	1
Andover, Palm Beach	1
Apopka, Brevard	1
Apopka, Clay	1
Apopka, Polk	1
Asheville, Highlands	1
Astoria, Broward	1
Bartow, Hardee	1
Carmel, Orange	1
Caracas, Dade	1
Boston, Broward	1
Brooklyn, Broward	1
Brooklyn, Dade	1
Brooklyn, Lee	1
Dallas, Hernando	1
Coconut Ck, Unknown	1
Chicago, Unknown	1
Fort Lauderdale, Leon	1
Fort White, Clay	1
Dearborn, Broward	1
Deer Park, Dade	1
Deerfield Beach, Unknown	1
Deland, Seminole	1
Deltona, Seminole	1
Doral, Unknown	1
Downingtown, Hillsborough	1
Dpo, Santa Rosa	1
Garden City, Alachua	1
Gaylord, Orange	1
Gotcha, Orange	1
Greensburg, Palm Beach	1
Fisher Island, Unknown	1
Hallandale, Unknown	1
Gurabo, Osceola	1
Hernando, Marion	1
Hialeah, Collier	1
Helen, Bay	1
Lake Butler, Alachua	1
Kingsland, Nassau	1
Knoxville, Bay	1
Indian Rocks Beach, Duval	1
Key West, Duval	1
Keys West, Unknown	1
Hoclywsod, Dade	1
Hiawassee, Osceola	1
Homeless, Hillsborough	1
Homeless, Monroe	1
Homeless, Pinellas	1
Inwood, Broward	1

# COVID-19: characteristics of 28,712 Florida resident cases

Data through Jan 16, 2021 verified as of Jan 17, 2021 at 09:25 AM

Data in this report are provisional and subject to change.

The table below includes the cities and counties of residence for cases in Florida residents based on the patient's ZIP Code. Note that city is not always received as part of the initial notification and may be missing while the case is being investigated.

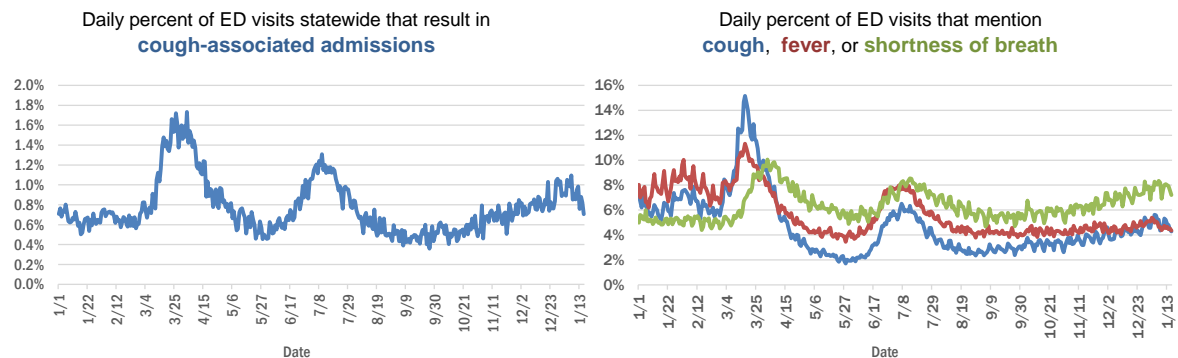
City and county	Cases
Irvine, Marion	1
Jefferson, Dade	1
Jonesboro, Leon	1
Jupiter, Dade	1
Jupiter, St. Lucie	1
Kenilworth, Leon	1
Monroe Township, Palm Beach	1
Moore Haven, Okeechobee	1
Morrisville, Unknown	1
Milford, Lee	1
Missing, Levy	1
North Palm Beach, Orange	1
Northport, Sarasota	1
Oakland, Lee	1
Las Vegas, Palm Beach	1
Ldhl, Broward	1
Little Neck, Lee	1
Micanopy, Marion	1
Mckinney, Broward	1
Miamc, Dade	1
<b>Total</b>	<b>1,542,567</b>

# COVID-19: additional surveillance information

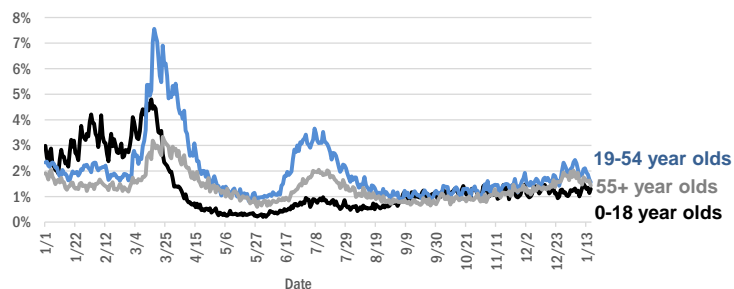
Data through Jan 16, 2021 verified as of Jan 17, 2021 at 09:25 AM

Data in this report are provisional and subject to change.

## Statewide emergency department (ED) chief complaint and admission data



## Daily percent of ED visits statewide that mention cough by age group



The Electronic Surveillance System for the Early Notification of Community-Based Epidemics (ESSENCE-FL) includes chief complaint data from 211 of 211 Florida EDs. Data are transmitted electronically to ESSENCE-FL daily or hourly.



# COVID-19: testing by laboratory

Data through Jan 16, 2021 verified as of Jan 17, 2021 at 09:25 AM

Data in this report are provisional and subject to change.

The numbers in the table below represent the number of Florida and non-Florida residents for whom test results were received by the Department of Health. A person can be tested by more than one laboratory and can have both positive and negative results. **Therefore, the sum of the numbers in each column will be larger than the total number of people tested.**

Reporting lab	Inconclusive	Negative	Positive	Percent positive	Total
LABORATORY CORPORATION OF AMERICA	2,291	1,424,518	191,541	12%	1,618,350
QUEST DIAGNOSTICS	10,528	1,244,602	182,171	13%	1,437,301
CURATIVE LABS	11,447	1,155,633	167,099	13%	1,334,179
BIO REFERENCE LABORATORIES, INC	7,322	831,273	157,516	16%	996,111
HELIX	5,558	436,738	74,315	14%	516,611
GENETWORK	661	390,606	32,938	8%	424,205
REALTOX LABS LLC	3,915	352,555	56,346	14%	412,816
CDR MAGUIRE - HEALTH CARE CENTER		338,312	51,474	13%	389,786
RCA LABORATORY SERVICES, LLC		280,372	27,573	9%	307,945
NOMI_HEALTH	1,264	227,038	33,979	13%	262,281
EAST FLORIDA STATE COLLEGE - BREVARD		212,889	26,986	11%	239,875
IMPACT HEALTH BIOMETRIC TESTING, INC	999	189,688	21,303	10%	211,990
REAL DIAGNOSTICS	1,302	178,641	24,704	12%	204,647
NOMI HEALTH LAB SERVICES		172,662	19,601	10%	192,263
BPHL-JACKSONVILLE	18	141,236	25,256	15%	166,510
MAKO GENOMICS	6,626	125,630	22,158	14%	154,414
ELABNETWORK	1,058	135,170	11,448	8%	147,676
ADVENTHEALTH LAB	99	126,250	15,678	11%	142,027
MAYO CLINIC LABORATORIES	314	122,526	15,496	11%	138,336
NORTHWEST LABORATORY	246	121,016	6,471	5%	127,733
BAYCARE LABORATORIES LLC	529	114,938	10,448	8%	125,915
FULGENT DIAGNOSTICS LABORATORY	2,248	110,057	11,784	9%	124,089
BPHL-MIAMI	225	101,732	17,230	14%	119,187
MEMORIAL REGIONAL HOSPITAL SOUTH	23	97,482	19,877	17%	117,382
ADVENT HEALTH LAB	112	101,260	13,957	12%	115,329
ASCENSION SACRED HEART HOSPITAL - PENSACOLA	2	99,880	15,364	13%	115,246
MEDICAL DIAGNOSTIC LABORATORIES	973	98,427	14,201	13%	113,601
BIOCOLLECTIONS WORLDWIDE, INC	690	99,784	12,642	11%	113,116
PWNHEALTH	472	99,330	12,767	11%	112,569
ORLANDO HEALTH SYSTEM	647	96,510	9,973	9%	107,130
KORVALABS, INC	1,284	91,216	4,674	5%	97,174
UF HEALTH MEDICAL LAB	33	85,290	7,508	8%	92,831
BPHL-TAMPA (SPECTRUM BLVD)	45	76,164	14,262	16%	90,471
TAMPA GENERAL HOSPITAL	4	79,026	7,445	9%	86,475
SUNPATH MEDICAL DIAGNOSTICS LABORATORY	749	73,691	11,309	13%	85,749
AKESOGEN		71,825	13,253	16%	85,078
TESTING MATTERS INC	259	72,985	11,254	13%	84,498
DIATHERIX LABORATORIES		72,743	11,055	13%	83,798
BAPTIST HEALTH SOUTH FLORIDA	305	65,234	10,493	14%	76,032
ASCENSION ST VINCENT'S - RIVERSIDE	1	58,910	8,565	13%	67,476
JACKSON MEMORIAL HOSPITAL CLINICAL LAB	79	52,462	9,869	16%	62,410
LAKELAND REGIONAL MEDICAL CENTER	129	53,230	6,967	12%	60,326
REAL DIAGNOSTICS	345	50,327	8,077	14%	58,749
SOUTH MIAMI HOSPITAL LAB	284	50,344	7,354	13%	57,982
UF HEALTH SHANDS HOSPITAL	371	52,189	3,795	7%	56,355
ARUP LABORATORIES	16	50,024	2,916	6%	52,956

# COVID-19: testing by laboratory

Data through Jan 16, 2021 verified as of Jan 17, 2021 at 09:25 AM

Data in this report are provisional and subject to change.

The numbers in the table below represent the number of Florida and non-Florida residents for whom test results were received by the Department of Health. A person can be tested by more than one laboratory and can have both positive and negative results. **Therefore, the sum of the numbers in each column will be larger than the total number of people tested.**

Reporting lab	Inconclusive	Negative	Positive	Percent positive	Total
AIT LABORATORIES		46,721	5,689	11%	52,410
AMERICAN HEALTH ASSOCIATES	9	46,976	3,554	7%	50,539
AEGIS SCIENCES CORPORATION	321	40,433	7,389	15%	48,143
INGENIOUS PERSONALIZED MEDICINE	154	37,941	7,921	17%	46,016
APPLIED INGENUITY DIAGNOSTICS LLC		43,616	1,957	4%	45,573
VIRACOR EUROFINS		35,223	9,757	22%	44,980
TALLAHASSEE MEMORIAL HOSPITAL	210	38,176	4,664	11%	43,050
BAPTIST HEALTH - JACKSONVILLE	4	39,501	3,169	7%	42,674
GENESIS REFERENCE LABORATORIES		33,440	3,848	10%	37,288
ORANGE COUNTY CONVENTION CENTER		33,330	3,669	10%	36,999
SARASOTA MEMORIAL HOSPITAL MAIN LAB	12	33,177	3,029	8%	36,218
MIAMI DADE COUNTY		32,093	3,528	10%	35,621
BROWARD GENERAL MEDICAL CENTER-CLINICAL LAB	2	32,099	3,395	10%	35,496
MILLENNIUM PHYSICIAN GROUP	17	29,821	5,652	16%	35,490
LEE HEALTH - CAPE CORAL HOSPITAL	3	29,824	5,013	14%	34,840
WALGREENS	31	28,497	5,263	16%	33,791
UNIVERSITY OF MIAMI HOSPITAL	32	30,205	3,208	10%	33,445
NICKLAUS CHILDREN'S HOSPITAL	61	29,027	4,307	13%	33,395
FLORIDA HOSPITAL - TAMPA	37	30,569	2,686	8%	33,292
UF HEALTH JACKSONVILLE	47	28,570	3,292	10%	31,909
ECCO LAB GROUP CO	448	26,216	4,254	14%	30,918
ADVENTIST HEALTH SYSTEMS SUNBELT INC DBA		26,109	2,668	9%	28,777
NORTH FLORIDA REGIONAL MEDICAL CENTER		23,532	2,897	11%	26,429
ST JOSEPHS HOSPITAL LABORATORY	23	22,839	3,032	12%	25,894
JUPITER MEDICAL CENTER LAB	68	23,410	2,201	9%	25,679
MOUNT SINAI MEDICAL CENTER	9	23,168	2,482	10%	25,659
BRANDON REGIONAL HOSPITAL		22,373	3,016	12%	25,389
DWIC OF TAMPA BAY INC		22,205	2,219	9%	24,424
PALMETTO GENERAL HOSPITAL LAB	3	19,478	4,096	17%	23,577
JFK MEDICAL CENTER LAB	1	20,488	2,670	12%	23,159
ACCESS DX LABORATORY	208	20,181	2,007	9%	22,396
STATLAB_MOBILE	1	19,887	2,003	9%	21,891
INTEGRATED REGIONAL LABORATORIES LLP	1	18,077	3,006	14%	21,084
STS LAB 2 LLC	6	19,997	1,024	5%	21,027
NAPLES COMMUNITY HOSPITAL	67	18,633	1,921	9%	20,621
ADVENT HEALTH - DAYTONA BEACH	32	18,890	1,551	8%	20,473
WATSON CLINIC LLP		16,595	3,822	19%	20,417
AVENTUS BIO LABS	16	17,614	2,569	13%	20,199
PANCARE OF FLORIDA INC		18,021	2,093	10%	20,114
LAB DIAGNOSTICS LLC	383	14,302	5,240	26%	19,925
HEALTHLINK DIAGNOSTIC LABORATORIES	255	17,577	2,003	10%	19,835
HOLY CROSS HOSPITAL CLINICAL LAB	1	18,119	1,578	8%	19,698
EXACT SCIENCES LABORATORIES		17,381	2,172	11%	19,553
MORTON PLANT HOSPITAL-ADLER INSTITUTE	26	17,395	2,017	10%	19,438

# COVID-19: testing by laboratory

Data through Jan 16, 2021 verified as of Jan 17, 2021 at 09:25 AM

Data in this report are provisional and subject to change.

The numbers in the table below represent the number of Florida and non-Florida residents for whom test results were received by the Department of Health. A person can be tested by more than one laboratory and can have both positive and negative results. **Therefore, the sum of the numbers in each column will be larger than the total number of people tested.**

Reporting lab	Inconclusive	Negative	Positive	Percent positive	Total
PATIENTS FIRST LAKE ELLA MEDICAL CENTER PA		16,102	2,958	16%	19,060
DRS CLACK SPENCER WHITE & MCCORMACK PA D/B/A		16,938	1,781	10%	18,719
SAINT MARY'S MEDICAL CENTER	22	16,258	1,914	11%	18,194
MEDFAST URGENT CARE CENTERS, LLC	10	15,263	2,390	14%	17,663
HEALTH CENTER AT SINAI RESIDENCES		16,932	506	3%	17,438
BIOCERNA LABS	461	14,582	2,112	12%	17,155
INFINITY BIOLOGIX LLC	52	16,010	710	4%	16,772
AHALABS		15,401	1,014	6%	16,415
GENESIS MEDICAL LABORATORY	181	13,441	2,589	16%	16,211
LEESBURG REGIONAL MEDICAL CENTER		13,588	1,827	12%	15,415
NIGHT LITE PEDIATRIC CENTER LLC		13,668	1,719	11%	15,387
CLEVELAND CLINIC HOSPITAL LAB	4	13,378	1,863	12%	15,245
OSCEOLA REGIONAL MEDICAL CENTER	1	13,260	1,938	13%	15,199
BAYFRONT HEALTH - ST PETERSBURG	17	13,040	2,117	14%	15,174
UNITED CLINICAL LABORATORY LLC	2	13,249	1,901	13%	15,152
MINUTECLINIC LLC		12,408	2,441	16%	14,849
HOMESTEAD HOSPITAL CLINICAL LABORATORY	26	12,141	2,583	18%	14,750
MEMORIAL HOSPITAL JACKSONVILLE	8	12,123	2,405	17%	14,536
INDIAN RIVER MEDICAL CENTER LAB		13,669	851	6%	14,520
ORANGE PARK MEDICAL CENTER	9	11,209	2,293	17%	13,511
NORTHWEST MEDICAL CENTER	1	11,789	1,660	12%	13,450
MALABAR MEDICAL WALK IN CLINIC		11,597	1,806	13%	13,403
WELLINGTON REGIONAL MED CTR LAB	5	11,898	1,451	11%	13,354
CLEVELAND CLINIC TRADITION HOSPITAL		12,206	930	7%	13,136
PRIVA PATH LABS	61	12,239	754	6%	13,054
MEMORIAL REGIONAL HOSPITAL CLINICAL LABORATORY	10	12,160	837	6%	13,007
WEST KENDALL BAPTIST HOSPITAL	10	10,485	2,496	19%	12,991
BETHESDA HOSPITAL EAST		11,834	1,148	9%	12,982
DELRAY MEDICAL CENTER LAB	3	11,681	1,297	10%	12,981
VISTA CLINICAL DIAGNOSTICS	371	11,352	1,229	9%	12,952
LEE HEALTH - LEE MEMORIAL HOSPITAL		9,565	3,273	25%	12,838
OAK HILL HOSPITAL		11,409	1,428	11%	12,837
INDIAN RIVER PATHOLOGY LLC		11,696	1,091	9%	12,787
LAWNWOOD REGIONAL MEDICAL CENTER	1	10,878	1,719	14%	12,598
BAPTIST HEALTH - SOUTH		11,286	972	8%	12,258
ACCESS MEDICAL LABORATORIES	4	6,438	5,801	47%	12,243
LARGO MEDICAL CENTER		10,684	1,346	11%	12,030
BAPTIST HEALTHCARE - BAPTIST HOSPITAL	5	9,500	2,520	21%	12,025
WINTER HAVEN HOSPITAL CLINICAL LABORATORY	4	10,212	1,793	15%	12,009
FLORIDA HOSPITAL WATERMAN LABORATORY	70	10,997	857	7%	11,924
ST MARKS HOSPITAL LABORATORY B	78	10,627	1,002	9%	11,707
ST ANTHONY'S HOSPITAL LAB	27	10,367	1,308	11%	11,702
BINAXNOW	9	8,966	2,654	23%	11,629
CLARITY LAB SOLUTIONS	67	10,262	1,293	11%	11,622

# COVID-19: testing by laboratory

Data through Jan 16, 2021 verified as of Jan 17, 2021 at 09:25 AM

Data in this report are provisional and subject to change.

The numbers in the table below represent the number of Florida and non-Florida residents for whom test results were received by the Department of Health. A person can be tested by more than one laboratory and can have both positive and negative results. **Therefore, the sum of the numbers in each column will be larger than the total number of people tested.**

Reporting lab	Inconclusive	Negative	Positive	Percent positive	Total
UHEALTH CORAL GABLES/LENNAR MED CTR	3	10,969	623	5%	11,595
PWN HEALTH	17	9,428	2,053	18%	11,498
LAKE CITY HM		10,392	896	8%	11,288
GOOD SAMARITAN MEDICAL CENTER LAB	2	9,757	1,462	13%	11,221
WEST FLORIDA HOSPITAL LAB		8,747	2,452	22%	11,199
WESTSIDE REGIONAL MED CTR	2	9,558	1,613	14%	11,173
NONA SCIENTIFIC	5	8,362	2,722	25%	11,089
MEDICAL CENTER OF TRINITY CLINICAL LABORATORY	2	9,707	1,191	11%	10,900
PALMS WEST HOSPITAL LAB	2	9,321	1,571	14%	10,894
MERCY HOSPITAL A CAMPUS OF PLANTATION GEN HOSP LAB	1	9,009	1,781	17%	10,791
GULF COAST MEDICAL CENTER MICROLAB		8,382	2,367	22%	10,749
ST JOSEPHS HOSPITAL	18	9,322	1,352	13%	10,692
REGIONAL MEDICAL CENTER BAYONET POINT	2	9,688	831	8%	10,521
LARKIN COMMUNITY HOSPITAL INC DBA CARDIOTROPIC		6,820	3,621	35%	10,441
LARKIN COMMUNITY HOSPITAL	10	8,964	1,395	13%	10,369
COAST DIAGNOSTICS LLC	42	9,327	997	10%	10,366
THE VILLAGES REGIONAL HOSPITAL		9,330	1,007	10%	10,337
CAPITAL REGIONAL MEDICAL CTR		8,187	2,055	20%	10,242
THE HEALTHCARE DISTRICT OF PALM BEACH COUNTY	39	8,958	1,244	12%	10,241
MEASE COUNTRYSIDE LAB	14	9,074	1,029	10%	10,117
CORAL GABLES HOSPITAL CLINICAL LABORATORY		8,462	1,648	16%	10,110
AVENTURA HOSPITAL LAB		8,170	1,900	19%	10,070
HALIFAX MEDICAL CENTER LAB	35	8,531	1,472	15%	10,038
WEST BOCA MEDICAL CENTER LAB		9,172	751	8%	9,923
SRQ DRIVE THROUGH		8,944	905	9%	9,849
BLAKE MEDICAL CENTER		8,478	1,258	13%	9,736
GENOVA DIAGNOSTICS LABORATORY	38	8,917	780	8%	9,735
MANATEE MEMORIAL HOSPITAL		8,920	813	8%	9,733
FLORIDA LABORATORY ANALYSIS		8,551	1,144	12%	9,695
LEE HEALTH - HEALTH PARK MEDICAL CENTER		8,002	1,626	17%	9,628
PALM BEACH BALL PARK		8,605	1,000	10%	9,605
PALM BEACH GARDENS MEDICAL CTR LAB		8,642	918	10%	9,560
AVECINA	17	8,857	670	7%	9,544
PATHNOSTICS	35	7,389	2,105	22%	9,529
ADVENTHEALTH CENTRA CARE LAKE BUENA VISTA		8,598	883	9%	9,481
FLORIDA HOSPITAL HEARTLAND MED CTR CLINICAL LAB	33	8,006	1,216	13%	9,255
BAPTIST HEALTH SOUTH FLORIDA - WEST KENDALL URGENT CARE		7,744	1,480	16%	9,224
BOSTON HEART DIAGNOSTICS CORP		7,967	1,181	13%	9,148
ADVENT HEALTH - WESLEY CHAPEL	14	8,271	848	9%	9,133
LAKE CITY MEDICAL CENTER		7,095	1,950	22%	9,045
NEMOURS CHILDRENS HOSPITAL	1	8,522	486	5%	9,009
P4 CLINICAL, LLC	165	7,889	855	10%	8,909
DOCTORS HOSPITAL	7	7,263	1,444	17%	8,714
AVECINA MEDICAL	4	6,171	2,503	29%	8,678
LABSTAT LLC	3	8,026	386	5%	8,415
PLANTATION GENERAL HOSPITAL		7,074	1,298	16%	8,372

# COVID-19: testing by laboratory

Data through Jan 16, 2021 verified as of Jan 17, 2021 at 09:25 AM

Data in this report are provisional and subject to change.

The numbers in the table below represent the number of Florida and non-Florida residents for whom test results were received by the Department of Health. A person can be tested by more than one laboratory and can have both positive and negative results. **Therefore, the sum of the numbers in each column will be larger than the total number of people tested.**

Reporting lab	Inconclusive	Negative	Positive	Percent positive	Total
AVECINA MEDICAL OAKLEAF	3	6,977	1,330	16%	8,310
FLORIDA MEDICAL CENTER - A CAMPUS OF NORTH SHORE	2	7,268	992	12%	8,262
CORAL SPRINGS MED CTR		7,322	778	10%	8,100
NORTHSIDE HOSPITAL AND HEART INSTITUTE		7,261	818	10%	8,079
INFORM DIAGNOSTICS, INC		7,632	447	6%	8,079
LEON MEDICAL CENTERS LLC		6,308	1,768	22%	8,076
VIKOR SCIENTIFIC	18	6,585	1,463	18%	8,066
CENTRAL FLORIDA REGIONAL HOSPITAL		7,161	823	10%	7,984
FLORIDA HOSPITAL FLAGLER	29	7,256	628	8%	7,913
FLORIDA HOSPITAL DELAND	10	6,823	1,004	13%	7,837
AMERICAN FAMILY CARE		3,948	3,698	48%	7,646
ALL CHILDREN'S HOSPITAL		7,085	525	7%	7,610
PRECISION HEALTH RESOURCES LLC		7,122	477	6%	7,599
NCH NORTH NAPLES HOSPITAL LAB	15	6,733	829	11%	7,577
NORTH SHORE MEDICAL CENTER		6,262	1,279	17%	7,541
BROWARD HEALTH NORTH CLINICAL LABORATORY		6,629	833	11%	7,462
CARDIOPATH	1	6,681	752	10%	7,434
FLORIDA HOSPITAL ZEPHYRHILLS	10	6,638	735	10%	7,383
OCALA REGIONAL MEDICAL CENTER		6,392	945	13%	7,337
EXPRESS GENE MOLECULAR DIAGNOSTICS LABORATORY		6,059	1,217	17%	7,276
FLORIDA HOSPITAL OF CARROLLWOOD	23	6,240	1,001	14%	7,264
KD MEDICAL CHOICE LLC	1	6,549	692	10%	7,242
WEST PALM HOSPITAL LAB		6,554	568	8%	7,122
LEE HEALTH - GULF COAST MEDICAL CENTER	2	5,663	1,407	20%	7,072
BAPTIST HEALTH SOUTH FLORIDA - COUNTRY WALK URGENT CARE		5,868	1,195	17%	7,063
CLEVELAND CLINIC MARTIN SOUTH HOSPITAL	1	6,234	721	10%	6,956
MEDARBOR DIAGNOSTICS	1	5,861	1,064	15%	6,926
BAPTIST HEALTH - BEACHES		6,284	537	8%	6,821
MEMORIAL HOSPITAL WEST LABORATORY SERVICES	14	6,122	632	9%	6,768
SOUTH BAY HOSPITAL CLINICAL LAB		6,110	657	10%	6,767
LUMINUS DIAGNOSTICS		6,226	541	8%	6,767
VISTA CLINICAL	8	3,824	2,694	41%	6,526
MEDEXPRESS URGENT CARE	2	4,394	2,089	32%	6,485
FULGENT DIAGNOSTICS	101	5,900	462	7%	6,463
ISPM LABS, LLC DBA CAPSTONE DIAGNOSTICS, LLC		6,118	318	5%	6,436
ARCPPOINT LABS OF FORT MYERS	4	5,565	803	13%	6,372
MORTON PLANT-MEASE	5	5,799	566	9%	6,370
POINCIANA MEDICAL CENTER		4,933	1,433	23%	6,366
MEMORIAL HOSPITAL MICRO		5,846	448	7%	6,294
BAPTIST HEALTH SOUTH FLORIDA - MIAMI LAKES URGENT CARE		4,933	1,360	22%	6,293
BAYCARE COMMUNITY HEALTH		6,110	169	3%	6,279
WEST MARION COMMUNITY HOSPITAL LAB		5,288	986	16%	6,274
CernerELR_Advent		5,398	845	14%	6,243
ANNE BATES LEACH EYE HOSPITAL/ ABLEH MICROBIOLOGY LABORATORY		6,060	89	1%	6,149
LAKEWOOD RANCH MEDICAL CENTER		5,610	478	8%	6,088
CLEVELAND CLINIC MARTIN NORTH HOSPITAL		5,347	708	12%	6,055

# COVID-19: testing by laboratory

Data through Jan 16, 2021 verified as of Jan 17, 2021 at 09:25 AM

Data in this report are provisional and subject to change.

The numbers in the table below represent the number of Florida and non-Florida residents for whom test results were received by the Department of Health. A person can be tested by more than one laboratory and can have both positive and negative results. **Therefore, the sum of the numbers in each column will be larger than the total number of people tested.**

Reporting lab	Inconclusive	Negative	Positive	Percent positive	Total
SARKIS CLINICAL TRIALS	17	5,268	764	13%	6,049
FLORIDA HOSPITAL FISH MEMORIAL	19	5,168	851	14%	6,038
ST LUCIE MEDICAL CENTER		4,749	1,167	20%	5,916
SANTA ROSA MEDICAL CENTER		4,666	1,053	18%	5,719
H LEE MOFFITT CANCER CENTER LABORATORY		5,539	171	3%	5,710
ST JOSEPHS NORTH HOSPITAL LAB	7	4,902	750	13%	5,659
NATIONWIDE LABORATORY SERVICES INC	206	4,652	798	14%	5,656
AVERO DIAGNOSTICS - IRVING	7	5,259	390	7%	5,656
BAPTIST HEALTH SOUTH FLORIDA - WESTCHESTER URGENT CARE		4,597	1,028	18%	5,625
HIALEAH HOSPITAL	4	4,282	1,212	22%	5,498
BAPTIST HEALTH SOUTH FLORIDA - DORAL URGENT CARE		4,382	1,111	20%	5,493
UNKNOWN	3	2,952	2,507	46%	5,462
OVIEDO MEDICAL CENTER		4,820	567	11%	5,387
IMPERIAL POINT MEDICAL CENTER		4,929	434	8%	5,363
BAYFRONT HEALTH - VENICE REGIONAL MEDICAL	1	4,895	454	8%	5,350
BAPTIST HEALTH - NASSAU		5,051	285	5%	5,336
GENE BY GENE, GENOMICS RESEARCH CENTER LAB	40	5,023	236	4%	5,299
MARTIN HOSPITAL SOUTH LAB		4,966	282	5%	5,248
FLORIDA HOSPITAL Ocala		4,595	625	12%	5,220
SUNRISE MEDICAL LABORATORIES	2	4,842	341	7%	5,185
HOLIDAY CVS LLC		4,930	226	4%	5,156
SYNERGY LABORATORIES	7	4,503	611	12%	5,121
ADVENTHEALTH CENTRA CARE WINTER GARDEN	1	4,614	506	10%	5,121
TROPICANA FIELD - LOT 2	19	4,608	468	9%	5,095
ADVENTHEALTH CENTRA CARE WINTER PARK		4,639	398	8%	5,037
FORT WALTON BEACH MEDICAL CENTER		4,279	742	15%	5,021
ST PETERSBURG GENERAL HOSPITAL		4,150	800	16%	4,950
ADVENTHEALTH CENTRA CARE DR PHILLIPS		4,519	384	8%	4,903
SOUTH FLORIDA BAPTIST HOSPITAL MICRO	4	4,149	737	15%	4,890
BAPTIST HEALTH SOUTH FLORIDA - PEMBROKE PINES URGENT CARE		4,082	784	16%	4,866
ADVENTHEALTH CENTRA CARE ST CLOUD		4,198	611	13%	4,809
ADVENTHEALTH CENTRA CARE UNIVERSITY		4,382	414	9%	4,796
FLORIDA HOSPITAL NORTH PINELLAS	11	4,350	383	8%	4,744
ADVENTHEALTH CENTRA CARE HUNTERS CREEK		4,123	598	13%	4,721
SYNERGY DIAGNOSTIC LABORATORY	85	4,136	476	10%	4,697
BAPTIST HEALTH SOUTH FLORIDA - CORAL SPRINGS URGENT CARE		3,950	635	14%	4,585
NIGHT LITE PEDIATRICS	4	3,335	1,231	27%	4,570
BAYFRONT HEALTH - PORT CHARLOTTE		4,179	389	9%	4,568
ADVENTHEALTH CENTRA CARE WATERFORD LAKES		3,961	577	13%	4,538
EGLIN AIR FORCE BASE	12	3,287	1,210	27%	4,509
SOLARIS DIAGNOSTICS	6	4,019	462	10%	4,487
DOCTORS URGENT CARE LLC	1	3,614	828	19%	4,443
MOFFITT CANCER CENTER	6	4,341	93	2%	4,440
MEDICAL DNA LABS LLC	2	4,053	369	8%	4,424
TRINITY SPRINGS		3,796	618	14%	4,414
PUTNAM COMMUNITY MEDICAL CENTER		3,753	580	13%	4,333

# COVID-19: testing by laboratory

Data through Jan 16, 2021 verified as of Jan 17, 2021 at 09:25 AM

Data in this report are provisional and subject to change.

The numbers in the table below represent the number of Florida and non-Florida residents for whom test results were received by the Department of Health. A person can be tested by more than one laboratory and can have both positive and negative results. **Therefore, the sum of the numbers in each column will be larger than the total number of people tested.**

Reporting lab	Inconclusive	Negative	Positive	Percent positive	Total
ADVENTHEALTH CENTRA CARE LEE ROAD		3,928	389	9%	4,317
ATLANTIS URGENT CARE	1	2,977	1,327	31%	4,305
ADVENTHEALTH CENTRA CARE LAKELAND	1	3,747	542	13%	4,290
ADVENTHEALTH CENTRA CARE CLERMONT		3,850	431	10%	4,281
UNIVERSITY HOSPITAL AND MEDICAL CENTER		3,273	987	23%	4,260
ACUTIS DIAGNOSTICS	16	3,477	750	18%	4,243
MEDEXPRESS URGENT CARE OF BOYNTON BEACH LLC		4,028	215	5%	4,243
COMMUNITY HEALTH CENTERS OF PINELLAS INC		3,376	847	20%	4,223
HEALTHQUEST ESOTERICS		3,087	1,129	27%	4,216
SUNCOAST PATHOLOGY ASSOCIATES		3,829	344	8%	4,173
QDX PATHOLOGY SERVICES	2	3,810	338	8%	4,150
BAPTIST HEALTH - NORTH		3,215	927	22%	4,142
MEDEXPRESS URGENT CARE HUDSON		3,623	506	12%	4,129
ANGEL KIDS PEDIATRICS		3,860	244	6%	4,104
CLINICAL REFERENCE LABORATORY	2	3,915	170	4%	4,087
ADVENTHEALTH CENTRA CARE SANFORD		3,681	381	9%	4,062
NIGHT LITE PEDIATRICS URGENT CARE	1	3,413	621	15%	4,035
ADVENTHEALTH CENTRA CARE APOPKA		3,524	491	12%	4,015
ADVENTHEALTH CENTRA CARE LAKE MARY		3,629	368	9%	3,997
MEDRITE MEDICAL CARE, PC	1,866	1,895	211	5%	3,972
ADVENTHEALTH CENTRA CARE KISSIMMEE		3,609	361	9%	3,970
PHYSICIANS REGIONAL MEDICAL CENTER - PINE RIDGE RD	1	3,263	703	18%	3,967
MEASE DUNEDIN HOSPITAL	5	3,582	363	9%	3,950
CARDIOTROPIC LABS	83	3,141	724	18%	3,948
NORTHWEST FLORIDA COMMUNITY HOSPITAL	27	2,745	1,152	29%	3,924
PALMS OF PASADENA HOSPITAL		3,473	445	11%	3,918
ADVENTIST HEALTH SYSTEMS, SUNBELT INC		3,463	427	11%	3,890
BAPTIST HEALTH SOUTH FLORIDA - TAMiami TRAIL URGENT CARE		3,089	780	20%	3,869
EMPIRE CITY LABORATORIES INC	38	3,317	505	13%	3,860
WESTCHESTER HOSPITAL	23	3,073	736	19%	3,832
BAPTIST HEALTH SOUTH FLORIDA - CORAL GABLES (UNIVERSITY) URGENT CARE		3,325	481	13%	3,806
RAULERSON HOSPITAL		3,103	655	17%	3,758
DOCTORS URGENT CARE OF LUTZ LLC	1	2,966	784	21%	3,751
URGENT CARE CURE	2	3,224	517	14%	3,743
DOCTORS HOSPITAL OF SARASOTA CLINICAL LABORATORY		3,266	470	13%	3,736
BAPTIST HEALTH SOUTH FLORIDA - PINECREST URGENT CARE		3,231	505	14%	3,736
THE CENTER FOR URGENT CARE	3	3,077	652	17%	3,732
MICROGEN DX	3	3,067	600	16%	3,670
MEDEXPRESS URGENT CARE - ESTERO		3,322	330	9%	3,652
CLARITY LAB SOLUTIONS LLC		3,608	4	0%	3,612
ADVENTHEALTH CENTRA CARE MOUNT DORA		3,225	381	11%	3,606
BAPTIST HEALTH SOUTH FLORIDA - KENDALE LAKES URGENT CARE		2,864	737	20%	3,601
BAPTIST HEALTH SOUTH FLORIDA - CORAL GABLES URGENT CARE		3,013	587	16%	3,600
ADVENTHEALTH CENTRA CARE ALTAMONTE		3,198	354	10%	3,552
COASTAL MED URGENT CARE		2,199	1,350	38%	3,549
AHCC WESLEY CHAPEL		3,184	347	10%	3,531



# COVID-19: testing by laboratory

Data through Jan 16, 2021 verified as of Jan 17, 2021 at 09:25 AM

Data in this report are provisional and subject to change.

The numbers in the table below represent the number of Florida and non-Florida residents for whom test results were received by the Department of Health. A person can be tested by more than one laboratory and can have both positive and negative results. **Therefore, the sum of the numbers in each column will be larger than the total number of people tested.**

Reporting lab	Inconclusive	Negative	Positive	Percent positive	Total
TALLAHASSEE PRIMARY CARE ASSOCIATES		3,060	464	13%	3,524
PARAMOUNT URGENT CARE		1,679	1,795	52%	3,474
INDIAN RIVER MEDICAL CENTER		2,902	543	16%	3,445
HEALTH FIRST ADVENTHEALTH CENTRA CARE GATEWAY	1	3,107	322	9%	3,430
BAPTIST HEALTH SOUTH FLORIDA - PALMETTO BAY URGENT CARE		2,864	557	16%	3,421
MEMORIAL HOSPITAL- MIRAMAR	12	3,137	266	8%	3,415
BETHESDA HOSPITAL WEST		3,065	319	9%	3,384
TWIN CITIES HOSPITAL	1	2,942	419	12%	3,362
ADVENTHEALTH CENTRA CARE OVIEDO		2,945	395	12%	3,340
ADVENTHEALTH CENTRA CARE AZALEA PARK		2,916	421	13%	3,337
SIPARADIGM LLC	15	3,137	181	5%	3,333
MIDWAY SPECIALTY CARE CENTER DIAGNOSTICS	38	3,050	225	7%	3,313
MEDEXPRESS URGENT CARE - WEST TAMPA		3,012	290	9%	3,302
NCH DOWNTOWN NAPLES HOSPITAL	10	2,862	408	12%	3,280
MINUTECLINIC LLC #3703		2,753	526	16%	3,279
MEDEXPRESS URGENT CARE - ROYAL PALM BEACH		2,982	262	8%	3,244
MINUTECLINIC		2,807	432	13%	3,239
BAYFRONT HEALTH - SEVEN RIVERS		2,928	305	9%	3,233
HEALTH FIRST ADVENTHEALTH CENTRA CARE TITUSVILLE		2,891	313	10%	3,204
ADVENTHEALTH CENTRA CARE ORANGE LAKE		2,864	339	11%	3,203
ADVENT HEALTH - HEART OF FLORIDA ER	1	2,759	436	14%	3,196
PEDIATRIC HEALTH CARE ALLIANCE PA		2,901	291	9%	3,192
MEDEXPRESS URGENT CARE PALM BEACH GARDENS		2,980	200	6%	3,180
MEDEXPRESS URGENT CARE - GOLDEN GATE		2,867	308	10%	3,175
ASCENSION SACRED HEART - EMERALD COAST		2,603	564	18%	3,167
HealthSentry_UHS	1	2,861	298	9%	3,160
BAYA PHARMACY & URGENT CARE		2,253	898	28%	3,151
US BIOTEK LABORATORIES	12	2,801	327	10%	3,140
ADVENTHEALTH CENTRA CARE LONGWOOD		2,885	250	8%	3,135
BAPTIST HEALTH SOUTH FLORIDA - DAVIE URGENT CARE		2,609	519	17%	3,128
ADVENTHEALTH CENTRA CARE PORT ORANGE		2,881	239	8%	3,120
NCH NORTH NAPLES HOSPITAL	4	2,637	453	15%	3,094
BAYFRONT HEALTH - BROOKSVILLE		2,713	379	12%	3,092
ESCAMBIA COMMUNITY CLINICS INC	7	2,221	833	27%	3,061
ADVENTHEALTH CENTRA CARE SAND LAKE		2,827	231	8%	3,058
BAPTIST HEALTH SOUTH FLORIDA - WESTON URGENT CARE		2,675	335	11%	3,010
DOCTORS TEST CENTERS		2,600	374	13%	2,974
MEDEXPRESS URGENT CARE - LAKELAND		2,582	324	11%	2,906
STONE CLINICAL LABORATORIES		2,789	96	3%	2,885
ENGLEWOOD COMMUNITY HOSPITAL		2,590	289	10%	2,879
LAKE SIDE MEDICAL CENTER		2,258	617	21%	2,875
FLORIDA FAMILY LABORATORY, INC DBA	7	2,619	247	9%	2,873
WALGREENS ORLANDO	3	2,523	339	12%	2,865
PRO CLINIC		2,278	573	20%	2,851
VETERANS AFFAIRS MEDICAL CENTER - ORLANDO		1,343	1,504	53%	2,847
AMELIA URGENT CARE		1,508	1,336	47%	2,844



# COVID-19: testing by laboratory

Data through Jan 16, 2021 verified as of Jan 17, 2021 at 09:25 AM

Data in this report are provisional and subject to change.

The numbers in the table below represent the number of Florida and non-Florida residents for whom test results were received by the Department of Health. A person can be tested by more than one laboratory and can have both positive and negative results. **Therefore, the sum of the numbers in each column will be larger than the total number of people tested.**

Reporting lab	Inconclusive	Negative	Positive	Percent positive	Total
BARTOW REGIONAL MEDICAL CENTER	1	2,404	438	15%	2,843
EMERALD COAST URGENT CARE		2,135	696	25%	2,831
ADVENTHEALTH CENTRA CARE LEESBURG		2,469	352	12%	2,821
MEDCOMP SCIENCES LLC	29	1,321	1,455	52%	2,805
WALGREEN CO	2	2,477	317	11%	2,796
DESOTO MEMORIAL HOSPITAL	3	2,282	494	18%	2,779
NCF DIAGNOSTICS & DNA TECHNOLOGIES LAB	78	2,383	312	11%	2,773
ADVENTHEALTH CENTRA CARE SOUTH ORANGE		2,464	293	11%	2,757
BAPTIST HEALTH URGENT CARE AT SAWGRASS		2,294	436	16%	2,730
BAPTIST HEALTH SOUTH FLORIDA - BRICKELL URGENT CARE		2,261	465	17%	2,726
ADVENTHEALTH PROMPT CARE	1	1,908	811	30%	2,720
CENTRA CARE - WATERFORD LAKES		2,097	576	22%	2,673
PRECISION HEALTH SOLUTIONS		2,578	91	3%	2,669
HIGHLANDS REGIONAL MEDICAL CENTER		2,054	607	23%	2,661
SELECT LABORATORIES - MARION COUNTY, FL LLC	3	2,399	188	7%	2,590
CITRUS MEMORIAL HOSPITAL LABORATORY		2,231	356	14%	2,587
BAYFRONT HEALTH - PUNTA GORDA		2,405	176	7%	2,581
MEMORIAL HOSPITAL PEMBROKE	3	2,252	299	12%	2,554
ADVENT HEALTH - OCALA		2,124	427	17%	2,551
BMCT Molecular Diagnostics Subsection		2,088	453	18%	2,541
HOLIDAY CVS LLC DBA CVS PHARMACY #5154		2,430	65	3%	2,495
GENESIS DIAGNOSTICS		2,282	210	8%	2,492
ADVENTHEALTH CENTRA CARE COLONIAL TOWN	1	2,253	221	9%	2,475
BAYFRONT HEALTH - SPRING HILL		2,240	235	9%	2,475
EMERALD COAST URGENT CARE LLC		1,804	653	27%	2,457
PALMS MEDICAL GROUP	5	1,693	742	30%	2,440
MEDEXPRESS URGENT CARE CAPE CORAL		2,079	358	15%	2,437
SPORTS DRUG TESTING LABORATORY	43	2,279	80	3%	2,402
HEALTH FIRST ADVENTHEALTH CENTRA CARE COCOA		2,196	206	9%	2,402
EMERALD COAST URGENT CARE, LLC	1	1,793	598	25%	2,392
PARAMOUNT URGENT CARE - WINDERMERE		1,500	890	37%	2,390
MEDEXPRESS URGENT CARE - DELAND		2,097	219	9%	2,316
LEE HEALTH - COCONUT POINT CLINICAL LAB	2	1,872	433	19%	2,307
COMMUNITY HEALTH NORTHWEST FLORIDA	4	1,739	543	24%	2,286
LEE HEALTH CONVENIENT CARE - PAGE FIELD		1,864	377	17%	2,241
ACCU REFERENCE MEDICAL LAB		1,666	573	26%	2,239
PHYSICIANS STAT LAB	3	1,064	1,162	52%	2,229
BAPTIST HEALTHCARE - GULF BREEZE HOSPITAL	3	1,844	382	17%	2,229
MARINERS HOSPITAL		2,014	213	10%	2,227
PRIMEHEALTH URGENT CARE	1	1,865	360	16%	2,226
BAPTIST HEALTH EMERGENCY CENTER COUNTRY WALK	1	1,867	358	16%	2,226
HEALTH FIRST ADVENTHEALTH CENTRA CARE MALABAR		2,003	217	10%	2,220
BAPTIST HEALTH - CLAY		1,864	334	15%	2,198
CENTRA CARE SAINT CLOUD	1	1,885	303	14%	2,189
SCION LAB SERVICES LLC	22	1,998	166	8%	2,186
ADVENT HEALTH - NEW SMYRNA		1,711	475	22%	2,186

# COVID-19: testing by laboratory

Data through Jan 16, 2021 verified as of Jan 17, 2021 at 09:25 AM

Data in this report are provisional and subject to change.

The numbers in the table below represent the number of Florida and non-Florida residents for whom test results were received by the Department of Health. A person can be tested by more than one laboratory and can have both positive and negative results. **Therefore, the sum of the numbers in each column will be larger than the total number of people tested.**

Reporting lab	Inconclusive	Negative	Positive	Percent positive	Total
PHARMCO RX	2	1,979	185	9%	2,166
NXGEN MDX LLC	4	1,931	225	10%	2,160
VENTURE MEDICAL OF FLORIDA LLC		1,986	167	8%	2,153
PROHEALTH		711	1,424	67%	2,135
LOWER KEYS MEDICAL CENTER		1,890	243	11%	2,133
MINUTECLINIC LLC # 0709		1,818	312	15%	2,130
BAPTIST HEALTH - OAKLEAF		1,740	386	18%	2,126
ADVENTIST HEALTH SYSTEMS SUNBELT IN DBA		1,923	194	9%	2,117
PHYSICIANS REGIONAL MEDICAL CENTER - COLLIER BLVD	1	1,523	583	28%	2,107
MEDEXPRESS URGENT CARE LEHIGH ACRES		1,833	268	13%	2,101
BAPTIST HEALTH SOUTH FLORIDA - MIAMI BEACH URGENT CARE		1,798	294	14%	2,092
ADVENTHEALTH CENTRA CARE KIDS LAKE MARY		1,914	132	6%	2,046
PREMIER URGENT CARE OF BREVARD LLC	1	1,733	303	15%	2,037
ADVENTHEALTH EXPRESS CARE		1,519	450	23%	1,969
PRIMEHEALTH URGENT CARE INC		1,684	284	14%	1,968
ADVENT HEALTH CENTRA CARE -WINTER PARK KIDS URGENT CARE	4	1,766	198	10%	1,968
DOC SMILEY'S URGENT CARE		1,706	247	13%	1,953
MEDEXPRESS FORT MYERS		1,693	252	13%	1,945
GESSLER CLINIC		1,215	676	36%	1,891
ASSOCIATED PATHOLOGISTS, LLC	3	1,546	335	18%	1,884
MINUTECLINIC LLC #3631		1,573	294	16%	1,867
MINUTECLINIC LLC 5852		1,552	297	16%	1,849
PARAMOUNT URGENT CARE - ORLANDO		1,196	641	35%	1,837
LABORATORY OF FLORIDA LLC	40	1,641	113	6%	1,794
BRASHEAR'S VITAL CARE CORP		1,350	435	24%	1,785
TAMPA COMMUNITY HOSPITAL		1,492	289	16%	1,781
MEDEXPRESS URGENT CARE CORAL SPRINGS		1,604	170	10%	1,774
GENUS3		1,697	67	4%	1,764
DONALD W ROBERTSON DO PA		1,327	427	24%	1,754
MEDEXPRESS PORT CHARLOTTE		1,593	148	9%	1,741
FLOWERS HOSPITAL		1,566	169	10%	1,735
MEDEXPRESS URGENT CARE - VERO BEACH		1,511	221	13%	1,732
MC DIAGNOSTIC OF CONNECTICUT, PC #2220		1,436	268	16%	1,704
FLORIDA MEDICAL CLINIC	3	865	836	49%	1,704
ADVENTHEALTH CENTRA CARE		1,503	192	11%	1,695
JW PLASTIC SURGERY		1,449	244	14%	1,693
DR G'S URGENT CARE		1,459	217	13%	1,676
UNIVERSITY OF NORTH FLORIDA STUDENT HEALTH		1,632	40	2%	1,672
MEDONE PLLC		1,299	372	22%	1,671
MEDEXPRESS URGENT CARE - CLEWISTON		1,379	266	16%	1,645
PHYSICIAN ASSOCIATES		1,430	180	11%	1,610
DYNIX DIAGNOSTIX		1,323	269	17%	1,592
SPARROW HEALTHCARE	2	1,357	224	14%	1,583
OPTEO LABORATORY		1,534	33	2%	1,567
MELBOURNE MEDICAL LABORATORY	2	1,365	199	13%	1,566
MEDFAST URGENT CARE CENTERS LLC		221	1,323	86%	1,544

# COVID-19: testing by laboratory

Data through Jan 16, 2021 verified as of Jan 17, 2021 at 09:25 AM

Data in this report are provisional and subject to change.

The numbers in the table below represent the number of Florida and non-Florida residents for whom test results were received by the Department of Health. A person can be tested by more than one laboratory and can have both positive and negative results. **Therefore, the sum of the numbers in each column will be larger than the total number of people tested.**

Reporting lab	Inconclusive	Negative	Positive	Percent positive	Total
ADVENTHEALTH CENTRA CARE CONWAY		1,311	232	15%	1,543
PARAMOUNT URGENT CARE - OVIEDO		932	610	40%	1,542
MINUTECLINIC LLC #4415		1,225	282	19%	1,507
MINUTECLINIC LLC #5249		1,174	329	22%	1,503
NORTH SHORE LONG ISLAND JEWISH HEALTH		1,435	67	4%	1,502
IGENOMIX USA LLC	40	1,306	128	9%	1,474
MARTIN HEALTH SYSTEM - ST LUCIE WEST		1,327	146	10%	1,473
BAY MEDICAL CENTER SACRED HEART HEALTH SYSTEM		1,075	395	27%	1,470
BARDMOOR LABORATORY	9	1,238	216	15%	1,463
JACKSON HOSPITAL CLINICAL LABORATORY		1,234	222	15%	1,456
FLORIDA COMMUNITY HEALTH CENTER		1,196	258	18%	1,454
MINUTECLINIC LLC		1,238	216	15%	1,454
CARENOW URGENT CARE		817	620	43%	1,437
UHEALTH DEERFIELD BEACH/UMSYLVESTER DEERFIELD BEACH LABORATORY	3	1,378	55	4%	1,436
CAREFAST+		860	574	40%	1,434
NCH NORTHEAST	7	1,076	351	24%	1,434
ACCESS POINT HEALTHCARE URGENT & PRIMARY CARE	1	1,006	420	29%	1,427
LABTECH DIAGNOSTIC		1,168	259	18%	1,427
MINUTECLINIC LLC #5253		1,192	229	16%	1,421
BIOCERNA LLC	9	1,248	164	12%	1,421
MEDEXPRESS URGENT CARE BOCA RATON		1,314	106	7%	1,420
ADVANCE MEDICAL OF NAPLES		309	1,108	78%	1,417
PATIENTS CHOICE LABORATORIES		828	588	42%	1,416
PARAMOUNT URGENT CARE INC		375	1,020	73%	1,395
ADVENT HEALTH - DADE CITY		1,223	171	12%	1,394
ASCENSION SACRED HEART - GULF		1,035	352	25%	1,387
SHELL POINT NURSING PAVILION	1	1,332	51	4%	1,384
AMELIA EXPRESS CARE LLC		1,186	197	14%	1,383
MINUTECLINIC LLC #3463		1,161	212	15%	1,373
ASSURANCE SCIENTIFIC LABORATORIES	1	1,094	274	20%	1,369
ASCENSION ST VINCENT'S - SOUTHSIDE		1,309	49	4%	1,358
PARRISH MEDICAL CENTER	1	1,183	162	12%	1,346
BAPTIST HEALTH SOUTH FLORIDA - COUNTRY WALK URGENT CARE EXPRESS		1,148	184	14%	1,332
ARCPPOINT LABS		778	518	40%	1,296
NEIGHBORHOOD MEDICAL CENTER INC	16	1,140	140	11%	1,296
QUICK CARE MED PL	2	1,109	181	14%	1,292
PATIENTS FIRST - THOMASVILLE ROAD		1,116	156	12%	1,272
MINUTECLINIC LLC #5854		1,054	209	17%	1,263
MINUTECLINIC LLC #5190		1,028	222	18%	1,250
INTELEX LABS, LLC		1,199	38	3%	1,237
MINUTECLINIC LLC #8396		1,048	188	15%	1,236
HOLMES REG MED CENTER CLINICAL LAB		1,014	221	18%	1,235
UNIVERSITY OF ALABAMA AT BIRMINGHAM		1,195	32	3%	1,227
BAPTIST HEALTH SOUTH FLORIDA - KEY BISCANE URGENT CARE EXPRESS		1,078	144	12%	1,222
DOC SMILEYS URGENT CARE LLC		981	236	19%	1,217
CLINICORE		1,124	91	7%	1,215

# COVID-19: testing by laboratory

Data through Jan 16, 2021 verified as of Jan 17, 2021 at 09:25 AM

Data in this report are provisional and subject to change.

The numbers in the table below represent the number of Florida and non-Florida residents for whom test results were received by the Department of Health. A person can be tested by more than one laboratory and can have both positive and negative results. **Therefore, the sum of the numbers in each column will be larger than the total number of people tested.**

Reporting lab	Inconclusive	Negative	Positive	Percent positive	Total
TEMPUS CLINICAL LABORATORY	9	1,065	136	11%	1,210
GENESIS LABORATORY MANAGEMENT	9	1,009	192	16%	1,210
MINUTECLINIC LLC #1067		1,037	168	14%	1,205
EMERGENCY PHYSICIANS MEDICAL CENTER		276	925	77%	1,201
ACCESS MEDICAL LABS		746	448	38%	1,194
NYU HOSPITALS CENTER CLINICAL LABORATORIES		1,141	36	3%	1,177
BOND URGENT CARE LLC		851	316	27%	1,167
MINUTECLINIC LLC #7886		998	157	14%	1,155
VAVA PARTNERS LLC		437	703	62%	1,140
MINI ER WATERFORD LAKES, THE		965	174	15%	1,139
AMELIA EXPRESS CARE		645	490	43%	1,135
LAKE WALES MEDICAL CENTER INC		980	139	12%	1,119
PHYSICIANS PRIMARY CARE	2	952	165	15%	1,119
CHARLES AIESI CONSULTING INC	6	954	154	14%	1,114
BAYFRONT HEALTH - CITRUS HILLS		936	176	16%	1,112
CAPSTONE HEALTHCARE		782	329	30%	1,111
MINUTE CLINIC LLC		927	171	16%	1,098
VERITAS GENETICS	61	932	103	9%	1,096
PENSACOLA PEDIATRICS PA	1	963	131	12%	1,095
TOM LEE COMMUNITY HEALTH CENTER		757	337	31%	1,094
MEDEXPRESS URGENT CARE - JAX ATLANTIC BLVD		942	136	13%	1,078
COASTAL LABORATORIES		796	267	25%	1,063
RAINBOW RIVER MEDICAL LABORATORY		977	82	8%	1,059
NCHMD INC		851	207	20%	1,058
WHITE WILSON MEDICAL CENTER		136	918	87%	1,054
LAB24 INC	3	373	665	64%	1,041
EPN URGENT CARE NAPLES	2	746	292	28%	1,040
UHEALTH CLINIC AT WALGREENS		847	189	18%	1,036
HOLIDAY CVS LLC DBA CVSPHARMACY #5155		989	36	4%	1,025
BAPTIST HEALTHCARE - JAY HOSPITAL		742	282	28%	1,024
TREASURE COAST MEDICAL ASSOCIATES INC		680	336	33%	1,016
MARION E FETHER MEDICAL CENTER, THE		921	90	9%	1,011
MINUTECLINIC LLC #3705		868	135	13%	1,003
MOLECULAR INFECTIOUS DISEASES		989	13	1%	1,002
MINUTECLINIC LLC #5214		888	111	11%	999
MINUTECLINIC LLC #5069		820	178	18%	998
MINUTECLINIC LLC #3662		825	169	17%	994
SMA LAB	7	884	103	10%	994
BAPTIST HEALTH EMERGENCY CENTER AT WEST CORAL WAY		753	240	24%	993
LABORATORY SPECIALISTS OF MICHIGAN		784	205	21%	989
NORTH FLORIDA PEDIATRICS-TALLAHASSEE		904	81	8%	985
VERITOR		850	134	14%	984
ADVANCED DIAGNOSTIC LABORATORY		930	46	5%	976
PARAMOUNT URGENT CARE VILLAGES		651	307	32%	958
PEDIATRIC HEALTH CARE ALLIANCE - NORTHDAL		874	83	9%	957
MINUTECLINIC LLC # 0514		805	138	15%	943

# COVID-19: testing by laboratory

Data through Jan 16, 2021 verified as of Jan 17, 2021 at 09:25 AM

Data in this report are provisional and subject to change.

The numbers in the table below represent the number of Florida and non-Florida residents for whom test results were received by the Department of Health. A person can be tested by more than one laboratory and can have both positive and negative results. **Therefore, the sum of the numbers in each column will be larger than the total number of people tested.**

Reporting lab	Inconclusive	Negative	Positive	Percent positive	Total
STAGEZERO LIFE SCIENCES INC	2	853	88	9%	943
VRL EUROFINs - DALLAS		913	13	1%	926
MINUTECLINIC LLC #7887		814	104	11%	918
ED FRASER MEMORIAL HOSPITAL		720	191	21%	911
Community_Health		756	154	17%	910
SOLARIS HEALTHCARE PALATKA		876	33	4%	909
PALM HARBOR PHARMACY		778	118	13%	896
GENE TOX WORLDWIDE	60	736	100	11%	896
STEWART REFERENCE LABORATORY	1	544	349	39%	894
FAST TRACK URGENT CARE CENTER		4	887	100%	891
ST ANNES NURSING CENTER		863	22	2%	885
MINUTECLINIC LLC #1055		669	214	24%	883
MINUTECLINIC LLC #1771		721	156	18%	877
CAREFAST MURABELLA		501	364	42%	865
CernerELR_BaptistMiami	3	757	102	12%	862
OPTUM LABS LLC		735	125	15%	860
MINUTECLINIC LLC # 3686		707	148	17%	855
HISTOPATHOLOGY SERVICES, LLC		759	96	11%	855
LENCO MEDICAL LABORATORY		819	31	4%	850
COASTAL PEDIATRIC GROUP		733	113	13%	846
MINUTECLINIC, LLC (CLINIC 10699)		715	130	15%	845
URGENT CARE OF THE PALM BEACHES		479	366	43%	845
PRIMARY CARE OF THE TREASURE COAST		743	96	11%	839
NAPLES URGENT CARE	1	519	314	38%	834
FLAGLER HOSPITAL LABORATORY	8	33	792	95%	833
ALTRU DIAGNOSTICS INC	2	750	75	9%	827
MINUTECLINIC LLC #7173		720	106	13%	826
FLORIDA HOSPITAL ORLANDO		743	74	9%	817
FLORIDA DEPARTMENT OF HEALTH IN POLK COUNTY	2	607	207	25%	816
MINUTECLINIC LLC # 3930		682	130	16%	812
TACACHALE CLINICAL LABORATORY	1	774	33	4%	808
ASCENSION ST VINCENT'S - CLAY		775	31	4%	806
MINUTECLINIC LLC #3814		627	175	22%	802
MINUTECLINIC LLC #3291		696	104	13%	800
MINUTECLINIC LLC #4458		625	173	22%	798
NITE LITE PEDIATRICS		234	562	71%	796
MINUTECLINIC LLC #3003		605	191	24%	796
MINUTECLINIC LLC #3635		691	101	13%	792
PHAROS HEALTH		623	167	21%	790
LAKELAND REGIONAL HEALTH - PWC/OB		36	752	95%	788
MINUTECLINIC, LLC #4015		583	203	26%	786
ELLENTON URGENT CARE		573	212	27%	785
PROJECT HEALTH, INC SUMTERVILLE	5	635	144	18%	784
TYNDALL AIR FORCE BASE		597	184	24%	781
EUROFINs NTD, LLC		742	35	5%	777
XYZ LABORATORY	8	677	87	11%	772

# COVID-19: testing by laboratory

Data through Jan 16, 2021 verified as of Jan 17, 2021 at 09:25 AM

Data in this report are provisional and subject to change.

The numbers in the table below represent the number of Florida and non-Florida residents for whom test results were received by the Department of Health. A person can be tested by more than one laboratory and can have both positive and negative results. **Therefore, the sum of the numbers in each column will be larger than the total number of people tested.**

Reporting lab	Inconclusive	Negative	Positive	Percent positive	Total
PATIENTS FIRST LAKE ELLA MEDICAL CENTER		672	99	13%	771
CENTRA CARE		445	324	42%	769
INTEGRITY LABORATORIES, LLC	1	627	141	18%	769
MACDILL AIR FORCE BASE		710	51	7%	761
ARCPPOINT LABS OF CORAL SPRINGS FL		669	83	11%	752
DEPARTMENT OF CLINICAL LABS		737	15	2%	752
CernerELR_Baycare	14	681	52	7%	747
DYNIX DIAGNOSTICS	2	524	221	30%	747
THE HEALTH CENTER OF PLANT CITY		681	64	9%	745
BROWNWOOD CARE CENTER		667	77	10%	744
MINUTECLINIC LLC #7973		622	120	16%	742
MINUTECLINIC LLC # 3579		619	118	16%	737
MINUTECLINIC LLC #7225		623	109	15%	732
PARAMOUNT URGENT CARE - CLERMONT		559	168	23%	727
GENEIQ		686	40	6%	726
NONE		308	417	58%	725
JUPITER MEDICAL CENTER URGENT CARE		475	248	34%	723
ADVENT HEALTH LAB - ORLANDO		430	292	40%	722
MINUTECLINIC LLC #1821		638	83	12%	721
NORTH FLORIDA PEDIATRICS - LAKE CITY		543	177	25%	720
MINUTECLINIC, LLC DBA MINUTECLINIC #4717		689	25	4%	714
DISNEY COVID TEST SITE		703	10	1%	713
MINUTECLINIC, LLC #3204		568	142	20%	710
MIAMI JEWISH HEALTH SYSTEMS		659	42	6%	701
NORTH OKALOOSA MEDICAL CENTER		411	289	41%	700
ADDICTION LABS OF AMERICA	3	632	64	9%	699
MINUTECLINIC LLC #3285		600	96	14%	696
MINUTECLINIC LLC #3257		550	145	21%	695
PREMIER MEDICAL LABORATORY SERVICES	1	463	222	32%	686
BAPTIST HEALTH - MD ANDERSON CANCER CENTER		680	4	1%	684
COVANCE CLINICAL RESEARCH UNIT INC		666	17	2%	683
MINUTECLINIC LLC #4024		566	112	17%	678
LEE COUNTY EMERGENCY MEDICAL SERVICE		595	82	12%	677
MINI ER ADULT AND PEDIATRIC URGENT CARE		574	98	15%	672
Tampa Lakes Health and Rehabilitation Center	2	599	68	10%	669
WILLOWBROOKE COURT AT EDGEWATER POINTE ESTATES		657	9	1%	666
ANY LAB TEST NOW	1	439	223	34%	663
VITAS HEALTHCARE CORPORATION OF FLA		659	3	0%	662
VENICE REGIONAL MEDICAL CENTER		574	86	13%	660
WHOLE FAMILY HEALTH CENTER INC		489	171	26%	660
NCH HEALTHCARE SYSTEM MICROBIOLOGY LAB		1	658	100%	659
BLUE MED CONSULTANTS		638	19	3%	657
CVS HEALTH		463	189	29%	652
CENTRA CARE - SOUTH ORANGE		476	175	27%	651
SANTA ROSA MEDICAL GROUP		523	128	20%	651
MINUTECLINIC LLC #3654		543	107	16%	650

# COVID-19: testing by laboratory

Data through Jan 16, 2021 verified as of Jan 17, 2021 at 09:25 AM

Data in this report are provisional and subject to change.

The numbers in the table below represent the number of Florida and non-Florida residents for whom test results were received by the Department of Health. A person can be tested by more than one laboratory and can have both positive and negative results. **Therefore, the sum of the numbers in each column will be larger than the total number of people tested.**

Reporting lab	Inconclusive	Negative	Positive	Percent positive	Total
NORTHEAST FLORIDA NEUROLOGY CLINICS, INC		552	98	15%	650
READY RESPONDERS FLORIDA, PLLC		551	97	15%	648
MINUTECLINIC LLC #5216		526	122	19%	648
MINUTECLINIC LLC # 7933		552	95	15%	647
MEDICAL FP - WHOLE FAMILY HEALTH CENTER		529	118	18%	647
MAVERICK LABS		456	187	29%	643
MINUTECLINIC LLC #3648		513	128	20%	641
Victoria Nursing and Rehabilitation Center		599	42	7%	641
DOCTOR'S MEMORIAL HOSPITAL		485	154	24%	639
NORTH SHORE LIJ URGENT CARE PC		606	31	5%	637
PRIMARY CARE SERVICES AT INDIAN RIVER ESTATES		618	11	2%	629
C.W. BILL YOUNG VA MEDICAL CENTER	1	17	610	97%	628
ADVENT HEALTH CENTRA CARE - MOUNT DORA		276	348	56%	624
KENDALL HEALTHCARE PROPERTIES DBA	2	592	26	4%	620
UNIVERSITY OF WEST FLORIDA STUDENT HEALTH SERVICES	1	509	106	17%	616
MINUTECLINIC LLC #4201		536	75	12%	611
HOLY CROSS HOSPITAL		12	598	98%	610
MYTEST DIAGNOSTICS		563	45	7%	608
PALACE NURSING HOME & REHAB CENTER		575	31	5%	606
CONSULATE HEALTH CARE OF NEW PORT RICHEY	2	499	103	17%	604
PROFESSIONAL HEALTH EXAMINERS DBA PROHEALTH		495	108	18%	603
PATIENTS FIRST - MAHAN DRIVE		164	435	73%	599
PALM BAY HOSPITAL CLINICAL LABORATORY		377	219	37%	596
MINUTECLINIC LLC #476		495	100	17%	595
SOLARIS HEALTHCARE CHARLOTTE HARBOR		551	43	7%	594
CREEKSIDE CARE CENTER	1	504	84	14%	589
NORTH FLORIDA PEDIATRICS PA - SUWANNEE	1	483	104	18%	588
ORLANDO HEALTH AND REHAB CENTER		551	35	6%	586
MINUTECLINIC, LLC #5817		467	119	20%	586
APALACHEE CORRECTIONAL INSTITUTION EAST UNIT		566	15	3%	581
POINT OF CARE TESTING SITE		556	24	4%	580
MANOR PINES CONVALESCENT CENTER LLC	1	560	18	3%	579
ADVENT HEALTH CENTRA CARE - WATERFORD LAKES		481	94	16%	575
MOUNT SINAI LABORATORY		550	25	4%	575
TREE HOUSE PEDIATRICS PLLC		516	57	10%	573
VETERANS AFFAIRS MEDICAL CENTER - JAMES A HALEY			570	100%	570
MINUTECLINIC LLC #3748		427	142	25%	569
PALM GARDEN OF PORT SAINT LUCIE		561	6	1%	567
COASTAL PHYSICIANS, LLC		424	143	25%	567
MINUTECLINIC LLC #5924		464	103	18%	567
LIFE CARE CENTER OF ORANGE PARK		538	28	5%	566
KEYS AHEC SCHOOL MEDICAL CLINIC	6	489	67	12%	562
JOHN KNOX VILLAGE HEALTH CENTER		545	16	3%	561
Point of Care Testing	1	111	448	80%	560
FISHERMENS HOSPITAL CLINICAL LAB		510	47	8%	557
MINUTECLINIC LLC #1807		442	109	20%	551



# COVID-19: testing by laboratory

Data through Jan 16, 2021 verified as of Jan 17, 2021 at 09:25 AM

Data in this report are provisional and subject to change.

The numbers in the table below represent the number of Florida and non-Florida residents for whom test results were received by the Department of Health. A person can be tested by more than one laboratory and can have both positive and negative results. **Therefore, the sum of the numbers in each column will be larger than the total number of people tested.**

Reporting lab	Inconclusive	Negative	Positive	Percent positive	Total
LIFE CARE CENTER OF NEW PORT RICHEY		518	31	6%	549
The Sands at South Beach		545	4	1%	549
INTERLACHEN PEDIATRICS		526	23	4%	549
HOLMES REGIONAL MEDICAL CENTER		5	543	99%	548
TENNESSEE DOH - NASHVILLE	2	484	62	11%	548
VITAE DIAGNOSTICS		534	13	2%	547
GULF COAST VILLAGE		517	29	5%	546
CONSULATE HEALTHCARE OF VERO BEACH	14	456	74	14%	544
HENDRY REGIONAL MEDICAL CENTER CLINICAL LABORATORY		373	170	31%	543
ST JOHN'S NURSING CENTER		526	16	3%	542
COASTAL URGENT CARE		424	114	21%	538
GOLDEN GLADES NURSING & REHABILITATION CTR		529	8	1%	537
ECCOLAB GROUP	1	144	391	73%	536
PROHEALTH MEDICAL CLINIC		66	469	88%	535
SEBASTIAN RIVER MEDICAL CENTER	2	401	129	24%	532
NCF DIAGNOSTICS & DNA TECHNOLOGIES	15	199	318	60%	532
SHORELINE PHYSICIAN GROUP		333	198	37%	531
SOUTHEAST ALABAMA MEDICAL CENT		482	49	9%	531
HMA SANTA ROSA MEDICAL CENTER LLC DBA		411	118	22%	529
ETHOS WELLNESS PHARMACY		490	37	7%	527
Signature HealthCare Center of Waterford		499	27	5%	526
GULF COAST MOLECULAR LABORATORIES	12	432	81	15%	525
MID-FLORIDA PATHOLOGY		413	111	21%	524
THE PRESERVE		517	6	1%	523
FIU-HEALTH AUXILIARY LABORATORY		479	44	8%	523
SACRED HEART HEALTH SYSTEM, INC		287	236	45%	523
MED FAST URGENT CARE CENTER		260	256	50%	516
MINUTECLINIC LLC #3236		440	75	15%	515
ADVENT HEALTH CENTRA CARE - PORT ORANGE		65	448	87%	513
WOODLANDS MEDICAL SPECIALISTS		346	167	33%	513
MEDICAL VB		392	120	23%	512
CATALYST WALK IN CLINIC		394	116	23%	510
INTERLACHEN PEDIATRICS PA		483	27	5%	510
LIFE CARE CENTER OF HILLIARD		495	14	3%	509
THERADOC		152	357	70%	509
VETERANS AFFAIRS MEDICAL CENTER - BAY PINES		17	484	97%	501
BROAD INSTITUTE CLINICAL SEQUENCING RESEARCH PLATFORM	1	485	15	3%	501
MINUTECLINIC LLC #3255		398	101	20%	499
MIDWAY SPECIATLY CARE CENTER		301	196	39%	497
PALM GARDEN OF VERO BEACH		460	37	7%	497
MINUTECLINIC LLC #1815		431	65	13%	496
DAVITA LABORATORY		426	70	14%	496
NCHMD, INC SOUTHEAST IMMEDIATE CARE		371	123	25%	494
PRIMARY CARE SERVICES AT ST ANDREWS ESTATES		494			494
CLEWISTON NURSING AND REHABILITATION CENTER		484	9	2%	493
CLINICAL PATHOLOGY LABS		386	106	22%	492



# COVID-19: testing by laboratory

Data through Jan 16, 2021 verified as of Jan 17, 2021 at 09:25 AM

Data in this report are provisional and subject to change.

The numbers in the table below represent the number of Florida and non-Florida residents for whom test results were received by the Department of Health. A person can be tested by more than one laboratory and can have both positive and negative results. **Therefore, the sum of the numbers in each column will be larger than the total number of people tested.**

Reporting lab	Inconclusive	Negative	Positive	Percent positive	Total
PEDIATRICS OF CENTRAL FLORIDA PA	16	444	31	6%	491
MINUTECLINIC LLC #4612		377	114	23%	491
AMERICAN FAMILY CARE PENSACOLA WEST		1	489	100%	490
ER QUICKCARE PL		399	88	18%	487
EDEN SPRINGS NURSING AND REHAB CENTER		377	109	22%	486
MINUTECLINIC LLC #8381		387	97	20%	484
VILLA MARIA NURSING & REHAB CENTER INC	1	472	11	2%	484
LITTLE PINE PEDIATRICS		320	163	34%	483
CLARITY LABS		419	64	13%	483
FORT MYERS INTERNAL MEDICINE, LLC		435	47	10%	482
MINUTECLINIC, LLC #3245		347	131	27%	478
MEDICAL CONSULTANTS OF FLORIDA, LLC		387	89	19%	476
JACKSON MEMORIAL LONG TERM CARE CENTER		459	16	3%	475
VERILY LIFE SCIENCES		472	2	0%	474
NORTH FLORIDA PEDIATRICS PA		401	72	15%	473
MAIN STREET MEDICAL CENTER		109	362	77%	471
ST CLOUD REGIONAL MEDICAL CENTER CLINICAL LAB		394	74	16%	468
EMERALD SHORES HEALTH AND REHABILITATION		381	87	19%	468
ADVENTHEALTH MEDICAL GROUP PROMPT CARE		332	135	29%	467
OPTUMCARE FLORIDA LLC		323	142	31%	465
DOH - INDIAN RIVER		397	67	14%	464
VETERANS AFFAIRS MEDICAL CENTER		40	422	91%	462
NEW YORK HOSPITAL LABORATORIES	1	448	12	3%	461
J AND G MEDICAL GROUP LLC		387	73	16%	460
BALDOMERO LOPEZ STATE VETERANS NURSING HOME	2	455	3	1%	460
CRUCIAL CARE EMERGENCY MEDICINE DOCTORS		364	95	21%	459
HEALTH CENTER AT BRENTWOOD	1	415	42	9%	458
DOCTORS CENTER,THE		358	99	22%	457
RIVER GARDEN HEBREW HOME FOR THE AGED		404	53	12%	457
LPG COCONUT POINT		370	86	19%	456
NSPIRE HEALTHCARE MIAMI LAKES	7	437	12	3%	456
Crestview Rehabilitation Center	3	328	124	27%	455
MEMORIAL PEMBROKE 24/7 CARE CENTER		346	109	24%	455
CITY MEDICAL OF NEW JERSEY, PC		418	36	8%	454
GROWING TOGETHER PEDIATRICS LLC		415	39	9%	454
CHILDRENS MEDICAL ASSOCIATION		412	41	9%	453
ENZO CLINICAL LABS INC	3	429	19	4%	451
VALENCIA HILLS HEALTH AND REHABILITATION CENTER		438	12	3%	450
CYPRESS VILLAGE	1	431	16	4%	448
JACKSON MEMORIAL PERDUE MEDICAL CENTER		428	19	4%	447
STEWART ROCKLEDGE HOSPITAL		338	107	24%	445
CAPE CANAVERAL HOSPITAL		257	187	42%	444
MEDFAST URGENT CARE CENTERS		166	278	63%	444
LIFE CARE CENTER OF PENSACOLA		405	39	9%	444
Plantation Bay Rehabilitation Center		432	12	3%	444
MEDICAL CENTER CLINIC-IMMEDIATE CARE	1	355	86	19%	442

# COVID-19: testing by laboratory

Data through Jan 16, 2021 verified as of Jan 17, 2021 at 09:25 AM

Data in this report are provisional and subject to change.

The numbers in the table below represent the number of Florida and non-Florida residents for whom test results were received by the Department of Health. A person can be tested by more than one laboratory and can have both positive and negative results. **Therefore, the sum of the numbers in each column will be larger than the total number of people tested.**

Reporting lab	Inconclusive	Negative	Positive	Percent positive	Total
SPECTOR SCIENTIFIC LAB	1	195	245	56%	441
MEDIQUICK URGENT CARE CENTERS INC		154	286	65%	440
EAST LAKE PEDIATRICS		367	72	16%	439
SMA SPECIALTY MEDICAL LAB		117	321	73%	438
ADVENT HEALTH CENTRA CARE - WINTER PARK		293	142	33%	435
FOUNTAIN MANOR HEALTH AND REHAB CENTER	1	418	15	3%	434
LAUDERDALE NURSING CENTER LLC	1	414	19	4%	434
BOND AND STEELE CLINIC PA		279	153	35%	432
TELESCOPE HEALTH LLC	3	341	88	20%	432
VITAS HEALTHCARE CORP OF CENTRAL FL		419	11	3%	430
FIRST QUALITY LABORATORY		402	28	7%	430
HARTS HARBOR HEALTH CARE CENTER		411	19	4%	430
AVECINA MEDICAL JULINGTON	1	240	189	44%	430
MANOR AT CARPENTERS		403	26	6%	429
Good Samaritan Society Kissimmee Village		365	64	15%	429
MOORINGS PARK INSTITUTE, INC, THE		411	17	4%	428
NEW PLANT CITY FAMILY CARE	1	225	201	47%	427
PALM GARDEN OF JACKSONVILLE	2	355	69	16%	426
DIAMOND RIDGE HEALTH AND REHABILITATION CENTER		406	20	5%	426
FLO-MEDILAB SERVICES LLC		186	238	56%	424
THE PALACE AT HOMESTEAD	1	408	15	4%	424
FLORIDA DEPT OF HEALTH IN BREVARD COUNTY	3	360	60	14%	423
PENSACOLA PEDIATRICS	1	252	170	40%	423
NCH HEALTHCARE BONITA		303	117	28%	420
GARCIA CLINICAL LABORATORY		28	392	93%	420
CARE ONE OF FLORIDA LLC		247	172	41%	419
The Manor at Blue Water Bay		362	57	14%	419
WILLOW BROOKE COURT AT INDIAN RIVER ESTATES		374	44	11%	418
SOUTHERN OAKS CARE CENTER	1	386	31	7%	418
MINUTECLINIC LLC #1350		337	79	19%	416
CARENOW URGENT CARE - FORT PIERCE		226	190	46%	416
EXPRESS URGENT CARE LLC		1	415	100%	416
LEHIGH REGIONAL MEDICAL CENTER LAB		371	44	11%	415
PHYSICIANS PRIMARY CARE LAB		360	54	13%	414
HILLCREST HEALTH CARE & REHABILITATION CENTER	2	403	8	2%	413
MEDONE URGENT CARE AT ST. AUGUSTINE		111	302	73%	413
Q ANSWER LAB	1	375	36	9%	412
Williston Care Center		362	48	12%	410
MINUTECLINIC LLC #3671		366	44	11%	410
ST ANDREWS BAY SKILLED NURSING &		356	53	13%	409
Colonial Lakes Health Care		384	25	6%	409
FLAGLER COUNTY HEALTH DEPARTMENT	1	332	74	18%	407
SABAL PALMS HEALTH AND REHAB		363	43	11%	406
CLIFFORD CHESTER SIMS STATE VETERANS		399	7	2%	406
REDI MED LLC		287	118	29%	405
PROFESSIONAL HEALTH EXAMINERS		349	55	14%	404

# COVID-19: testing by laboratory

Data through Jan 16, 2021 verified as of Jan 17, 2021 at 09:25 AM

Data in this report are provisional and subject to change.

The numbers in the table below represent the number of Florida and non-Florida residents for whom test results were received by the Department of Health. A person can be tested by more than one laboratory and can have both positive and negative results. **Therefore, the sum of the numbers in each column will be larger than the total number of people tested.**

Reporting lab	Inconclusive	Negative	Positive	Percent positive	Total
FAMILY HEALTH CENTERS OF SWF LABS	2	330	72	18%	404
PARKLANDS FACILITY INC	4	384	15	4%	403
GOLDEN GATE FAMILY CLINIC		83	319	79%	402
LOOP PEDIATRICS PA	2	321	79	20%	402
MINUTECLINIC LLC		356	45	11%	401
TIDE LABORATORIES		358	43	11%	401
BOCA GRANDE HEALTH CLINIC		380	20	5%	400
24 HOUR PEDIATRIC CARE CENTER	1	359	40	10%	400
WEST GABLES HEALTH CARE CENTER		389	10	3%	399
APP-UNIPATH, LLC	2	381	14	4%	397
VETERANS AFFAIRS MEDICAL CENTER - GAINESVILLE		2	394	99%	396
MINI ER AND URGENT CARE		289	105	27%	394
AMERICA'S PHARMACY LLC		346	47	12%	393
HERON POINTE HEALTH AND REHABILITATION	1	389	3	1%	393
PALM GARDEN OF OCALA		330	62	16%	392
RICARDO NAVARRO DO PA		340	51	13%	391
BARBER		13	376	97%	389
HALIFAX MEDICAL CENTER-PORT ORANGE LAB		325	62	16%	387
HARBOUR HEALTH CENTER		374	12	3%	386
BROOKDALE PALMER RANCH	1	334	51	13%	386
NEW YORK PRESBYTERIAN - CUMC CLINICAL		369	17	4%	386
PALM GARDEN OF TAMPA		371	13	3%	384
MANOR CARE HEALTH SERVICES - FT MYERS		374	10	3%	384
ADVENT HEALTH CENTRA CARE - WINTER HAVEN	1	180	201	53%	382
CALHOUN LIBERTY HOSPITAL		272	110	29%	382
MAYFLOWER ASSISTED LIVING		380	2	1%	382
JACKSONVILLE BEACH PEDIATRIC CARE CENTER □		336	42	11%	378
PEDIATRIC HEALTHCARE ALLIANCE PA		340	37	10%	377
BAYA PHARMACY WEST		8	368	98%	376
DIAMOND RIDGE HEALTH AND REHABILITATION		357	18	5%	375
Santa Rosa Center for Rehabilitation and Healing		313	61	16%	374
URGENT CARE BETHESDA	1	318	52	14%	371
HENDRY REGIONAL MEDICAL CENTER		107	264	71%	371
MEDONE URGENT CARE CENTER		149	222	60%	371
NAVAL HOSPITAL - JACKSONVILLE		41	329	89%	370
GENOME LLC	2	329	38	10%	369
Solaris HealthCare Windermere		353	15	4%	368
Ocala Health and Rehabilitation Center		349	18	5%	367
BALDWIN PEDIATRICS	1	343	21	6%	365
ADVENT HEALTH - TAMPA		148	217	59%	365
MINUTECLINIC LLC #3637		262	102	28%	364
FERNANDINA BEACH REHAB AND NURSING	1	349	11	3%	361
VITAS LUTHERAN TOWERS INPATIENT PROGRAM		305	56	16%	361
CAREMED CLINIC LLC		216	145	40%	361
ORLANDO HEALTH CENTER FOR REHABILITATION		352	9	2%	361
FAIR HAVENS CENTER, OPCO		355	5	1%	360

# COVID-19: testing by laboratory

Data through Jan 16, 2021 verified as of Jan 17, 2021 at 09:25 AM

Data in this report are provisional and subject to change.

The numbers in the table below represent the number of Florida and non-Florida residents for whom test results were received by the Department of Health. A person can be tested by more than one laboratory and can have both positive and negative results. **Therefore, the sum of the numbers in each column will be larger than the total number of people tested.**

Reporting lab	Inconclusive	Negative	Positive	Percent positive	Total
BAPTIST PRIMARY CARE	2	277	80	22%	359
PALMS OF SEBRING		334	25	7%	359
BUFFALO CROSSING HEALTHCARE & REHABILITATION CTR		346	11	3%	357
INFORM DIAGNOSTICS		349	7	2%	356
VRL EUROFINs		343	13	4%	356
ADVENT HEALTH CENTRA CARE - LAKE MARY	2	104	249	70%	355
CITRUS NURSING CENTER LLC		331	23	6%	354
TREASURE COAST COMMUNITY HEALTH	3	304	46	13%	353
UR MEDICINE LABS- CENTRAL LABORATORY		337	16	5%	353
ABBEY DELRAY		344	5	1%	349
SPRING HILL HEALTH AND REHABILITATION CENTER		334	15	4%	349
BAYSHORE DIAGNOSTICS		309	40	11%	349
Stacey Health Care Centers Inc. dba Riverside Care Center		321	28	8%	349
SANFORD LABORATORIES		325	23	7%	348
SOLARIS HEALTHCARE MERRITT ISLAND		319	28	8%	347
PROJECT HEALTH INC	1	265	80	23%	346
THE PALACE MANAGEMENT - THE PALACE AT CORAL GABLES		344	2	1%	346
MANOR OAKS NURSING & REHAB CENTER	2	343	1	0%	346
CONSULATE HEALTH CARE OF BAYONET POINT	3	336	7	2%	346
MY CLINICAL LAB		224	121	35%	345
CLARIDGE HOUSE NURSING CENTER		328	16	5%	344
VILLAGE AT VIENNA SQUARE,THE	6	329	8	2%	343
CORAL BAY HEALTHCARE AND REHABILITATION	1	330	12	3%	343
INDIAN RIVER CTR, LLC		309	34	10%	343
KETAMINE HEALTH CENTERS LLC		315	27	8%	342
HEALTH DESIGNS		328	13	4%	341
EAST LAKE PEDIATRICS PA		308	32	9%	340
ADVENT HEALTH CENTRA CARE - PALM COAST		80	260	76%	340
FLORIDA HOSPITAL MEDICAL GROUP		248	91	27%	339
CONTINENTAL CLINICAL RESEARCH, LLC		331	8	2%	339
SELECT REFERENCE LABORATORIES, LLC	1	326	12	4%	339
SIPARADIGM, DIAGNOSTIC INFORMATICS		273	65	19%	338
FLORIDA HOSPITAL WAUCHULA		232	106	31%	338
AFC URGENT CARE SEMINOLE			338	100%	338
CHILDRENS MEDICAL ASSOCIATION PA		300	38	11%	338
NORTH FLORIDA REHABILITATION & SPECIALTY CARE		332	3	1%	335
ARCPPOINTS LABS		294	41	12%	335
SOLARIS HEALTHCARE LAKE CITY		274	60	18%	334
SIGNATURE HEALTHCARE OF BROOKWOOD GARDENS		332	1	0%	333
ORCHARD PARK HEALTH & REHABILITATION		328	4	1%	332
RUSKIN HEALTH CENTER		221	111	33%	332
DBI HEALTH INC		317	14	4%	331
ADVENT HEALTH CENTRA CARE - LEESBURG		13	318	96%	331
CORE DIAGNOSTIC LABORATORIES LLC		237	93	28%	330
NORTH PINELLAS STATMED QUICK QUALITY CLINICS		236	93	28%	329
MANOR CARE NURSING CENTER OF SARASOTA FL LLC		307	22	7%	329

# COVID-19: testing by laboratory

Data through Jan 16, 2021 verified as of Jan 17, 2021 at 09:25 AM

Data in this report are provisional and subject to change.

The numbers in the table below represent the number of Florida and non-Florida residents for whom test results were received by the Department of Health. A person can be tested by more than one laboratory and can have both positive and negative results. **Therefore, the sum of the numbers in each column will be larger than the total number of people tested.**

Reporting lab	Inconclusive	Negative	Positive	Percent positive	Total
PHYSICIANS STAT LAB INC		277	51	16%	328
USAFSAM/PHE		174	153	47%	327
TRI-COUNTY NURSING AND REHABILITATION CENTER INC		311	15	5%	326
HOPE HOSPICE AND COMMUNITY SERVICES INC	11	304	10	3%	325
BLOUNTSTOWN REHABILITATION CENTER LLC		223	100	31%	323
USF MORSANI CENTER FOR ADVANCED HEALTH CARE		275	48	15%	323
BROOKSVILLE HEALTHCARE CENTER LLC		318	4	1%	322
FLORIDA GULF COAST UNIVERSITY		169	153	48%	322
MEDSCAN LABORATORY INC	1	163	158	49%	322
BENTON PEDIATRICS INC		291	31	10%	322
SUWANNEE HEALTH AND REHABILITATION CENTER		316	5	2%	321
MIDWAY SPECIALTY CARE CENTER	3	203	113	35%	319
Life Care Center at Wells Crossing		300	17	5%	317
FLORIDA DEPARTMENT OF HEALTH IN CALHOUN COUNTY		223	93	29%	316
Life Care Center of Ocala		277	38	12%	315
solaris Healthcare Parkway	2	305	7	2%	314
CORAL TRACE HEALTH CARE	2	307	5	2%	314
MINUTECLINIC LLC, #10357		312	1	0%	313
GENESIS MEDICAL LABORATORY MIAMI FL.		83	230	73%	313
MEDFAST URGENT CARE CENTER		83	230	73%	313
MINUTECLINIC LLC #8927		252	60	19%	312
Timberridge Center for Rehabilitation and Healing		286	26	8%	312
HAINES CITY REHABILITATION AND NURSING CENTER		289	22	7%	311
HEALTH CENTRAL PARK		244	66	21%	310
SHORE ACRES CARE CENTER		279	30	10%	309
MEDEXPRESS LUTZ		3	304	99%	307
VETERANS AFFAIRS MEDICAL CENTER - LAKE CITY		52	255	83%	307
Palmetto Subacute Care Center		299	8	3%	307
Manatee Springs Rehabilitation and Nursing Center		289	18	6%	307
ASAP LAB LLC		200	106	35%	306
MINUTECLINIC LLC #5187		262	43	14%	305
EXPRESS PHARMACY		279	25	8%	304
VIERA HOSPITAL, INC		222	82	27%	304
CARE ONE OF FLORIDA	1	199	104	34%	304
Quest Diag Unspecifd	1	180	123	40%	304
FLORIDA DEPARTMENT OF HEALTH CLAY COUNTY	1	211	91	30%	303
LIFE CARE PONTE VEDRA INC		298	5	2%	303
SEMINOLE NURSING PAVILION		295	7	2%	302
AFC URGENT CARE CLEARWATER	1	121	180	60%	302
Darcy Hall Of Life Care		302			302
PALM GARDEN OF CLEARWATER		284	18	6%	302
LIFEBRITE	1	123	177	59%	301
MICHAEL A MIDDLETON MD PA		291	10	3%	301
FLORIDA HOSPITAL HEARTLAND MED CTR LAKE PLACID		219	82	27%	301
Cypress Cove Care Center		200	100	33%	300
CLERMONT HEALTH AND REHABILITATION CENTER		280	18	6%	298

# COVID-19: testing by laboratory

Data through Jan 16, 2021 verified as of Jan 17, 2021 at 09:25 AM

Data in this report are provisional and subject to change.

The numbers in the table below represent the number of Florida and non-Florida residents for whom test results were received by the Department of Health. A person can be tested by more than one laboratory and can have both positive and negative results. **Therefore, the sum of the numbers in each column will be larger than the total number of people tested.**

Reporting lab	Inconclusive	Negative	Positive	Percent positive	Total
BREVARD HEALTH ALLIANCE		119	179	60%	298
SOLARIS HEALTHCARE OSCEOLA		289	9	3%	298
ADVENT HEALTH CENTRA CARE - TITUSVILLE		56	241	81%	297
KEY WEST HEALTH AND REHAB	1	289	6	2%	296
SANDBAY URGENT CARE		237	59	20%	296
BUENA VISTA URGENT CARE		264	32	11%	296
SOLARIS HEALTHCARE BAYONET POINT		283	12	4%	295
Solaris Healthcare Daytona	1	263	30	10%	294
HEALTHY STEPS PEDIATRICS		257	36	12%	293
DELTONA HEALTH CARE		270	23	8%	293
DXTERITY DIAGNOSTICS	1	280	11	4%	292
NORTHWEST MEDICAL CENTER CLINICAL LABORATORY		175	117	40%	292
PHYSICIANS REGIONAL WALK-IN		185	107	37%	292
RIVER TOWN DIAGNOSTIC LLC		189	102	35%	291
POINT WASHINGTON MEDICAL CLINIC		138	153	53%	291
MANORCARE HEALTH SERVICES - VENICE		239	50	17%	289
FAIRWAY OAKS CENTER LLC	6	277	6	2%	289
AUBURN UNIVERSITY MEDICAL CLINIC		227	62	21%	289
AFC URGENT CARE TYRONE		2	284	99%	286
LAKELAND REGIONAL HEALTH SYSTEMS INC		20	266	93%	286
Palm Garden of Largo		284	1	0%	285
AVELLINO LAB USA, INC	1	274	10	4%	285
SPECIALTY HEALTH AND REHABILITATION CENTER		260	25	9%	285
BIOCEPT		268	16	6%	284
LabCorp (Non-Interfaced)	1	114	169	60%	284
AFC URGENT CARE FAMILY CARE			283	100%	283
FLORIDA DEPARTMENT OF HEALTH		248	34	12%	282
BOCA BIOLISTICS REFERENCE LABORATORY	2	185	95	34%	282
ASCEND CLINICAL	2	232	48	17%	282
STARKE FAMILY MEDICAL CENTER		225	57	20%	282
GOOD SAMARITAN SOCIETY-DAYTONA		276	5	2%	281
PALM GARDEN OF GAINESVILLE	2	277	2	1%	281
BAY VILLAGE OF SARASOTA INC		278	3	1%	281
Bayside Care Center	1	260	19	7%	280
GANDY CROSSING CARE CENTER	1	267	12	4%	280
CARENOW	2	148	129	46%	279
MEDIPATH		15	263	95%	278
SPRINGTREE REHAB & HEALTH CARE CENTER		261	16	6%	277
XPRESS URGENT CARE	3	221	53	19%	277
Marshall Health and Rehabilitation Center		261	16	6%	277
PRUITT HEALTH-SANTA ROSA		275	2	1%	277
PruittHealth Santa Rosa		195	81	29%	276
MEDICAL CENTER OF DELTONA, INC		210	65	24%	275
ST JAMES HEALTH AND REHABILITATION CENTER		192	82	30%	274
ROLLINS COLLEGE WELLNESS CENTER		130	144	53%	274
PALM GARDEN OF ORLANDO		243	31	11%	274

# COVID-19: testing by laboratory

Data through Jan 16, 2021 verified as of Jan 17, 2021 at 09:25 AM

Data in this report are provisional and subject to change.

The numbers in the table below represent the number of Florida and non-Florida residents for whom test results were received by the Department of Health. A person can be tested by more than one laboratory and can have both positive and negative results. **Therefore, the sum of the numbers in each column will be larger than the total number of people tested.**

Reporting lab	Inconclusive	Negative	Positive	Percent positive	Total
WESTCHESTER GARDENS LIMITED PARTNERSHIP		268	5	2%	273
PruittHealth Panama City	1	222	50	18%	273
VILLAGE DOCTORS FAMILY MEDICAL CENTER OF		218	55	20%	273
Bardmoor Oaks Healthcare and Rehabilitation Center		269	4	1%	273
ELLENTON PEDIATRICS		255	17	6%	272
PALMETTO FAMILY HEALTHCARE	1	166	105	39%	272
BRIDGEWATER PARK HEALTH AND REHAB		257	15	6%	272
AVENTURA REHAB AND NURSING CENTER		266	5	2%	271
HARDEE MANOR HEALTH CARE CENTER	1	266	3	1%	270
AURORA DIAGNOSTICS BERNHARDT LABORATORIES PATHOLOGY SERVICE		190	80	30%	270
OSPREY LODGE		228	42	16%	270
SUNRISE URGENT CARE ASSOCIATES LLC D/B/A	2	60	208	77%	270
SEA BREEZE REHAB AND NURSING CENTER		264	5	2%	269
ADVENT HEALTH CENTRA CARE - ALTAMONTE SPRINGS		159	109	41%	268
OCEAN VIEW NURSING AND REHAB CENTER		258	10	4%	268
PREMIER PLACE AT THE GLENVIEW		260	8	3%	268
CONSULATE HEALTH CARE OF SAFETY HARBOR		262	5	2%	267
ST JUDE CHILDREN'S RESEARCH HOSPITAL		254	13	5%	267
ADVENT HEALTH CENTRA CARE - ORMOND BEACH		113	153	58%	266
SERENADES IN THE VILLAGES		211	54	20%	265
HOMESTEAD MANOR	2	223	40	15%	265
SIGNATURE HEALTHCARE OF NORTH FLORIDA		261	2	1%	263
ROSEWOOD HEALTH AND REHABILITATION CENTER		250	11	4%	261
LUTHERAN HAVEN		255	6	2%	261
ARGO SENIOR LIVING AT HAVERHILL		249	12	5%	261
Glades West Rehabilitation and Nursing Center		253	8	3%	261
CLIFFORD CHESTER SIMS VA NURSING HOME		251	9	3%	260
LAKE EUSTIS HEALTH AND REHABILITATION CENTER		254	6	2%	260
FL HUD DESTIN, LLC D/B/A GRAND BOULEVARD HEALTH		227	33	13%	260
CONSULATE HEALTHCARE OF KISSIMMEE		247	12	5%	259
SUN COUNTRY PEDIATRICS PLLC	6	229	24	9%	259
Destin Healthcare and Rehabilitation Center	1	250	8	3%	259
AMERICAN RESEARCH LABS		86	173	67%	259
HEARTLAND PEDIATRICS OF LAKE WALES		226	33	13%	259
FLORIDA WOMAN CARE LABORATORY LLC		232	26	10%	258
QUALITOX LABORATORIES		105	151	59%	256
PINES OF SARASOTA		252	3	1%	255
PERSONALIZED GENETIC TESTING	1	162	92	36%	255
CRONOS CLINICAL LABORATORY	17	167	71	28%	255
TAMARAC REHABILITATION & HEALTH CENTER		254	1	0%	255
CARITHERS PEDIATRIC GROUP		220	34	13%	254
KISSIMMEE FACILITY OPERATIONS LLC		243	11	4%	254
SPRINGS AT BOCA CIEGA BAY,THE		244	9	4%	253
ORCHARD RIDGE CARE AND REHABILITATION CENTER		243	9	4%	252
renaissance health and rehabilitation center		240	12	5%	252
NORTH FLORIDA MEDICAL GROUP		174	77	31%	251

# COVID-19: testing by laboratory

Data through Jan 16, 2021 verified as of Jan 17, 2021 at 09:25 AM

Data in this report are provisional and subject to change.

The numbers in the table below represent the number of Florida and non-Florida residents for whom test results were received by the Department of Health. A person can be tested by more than one laboratory and can have both positive and negative results. **Therefore, the sum of the numbers in each column will be larger than the total number of people tested.**

Reporting lab	Inconclusive	Negative	Positive	Percent positive	Total
DAVID SCOTT MADWAR MD PA□		226	25	10%	251
MANOR CARE OF BOYNTON BEACH LLC		236	14	6%	250
LIFE CARE CENTER OF WINTER HAVEN		234	16	6%	250
EPN URGENT CARE		43	206	83%	249
BEAR CREEK NURSING CENTER		246	3	1%	249
HEATHER HILL HEALTHCARE CENTER		207	41	17%	248
SHELL POINT VILLAGE MEDICAL CENTER		246	1	0%	247
MARTIN MEMORIAL MEDICAL CENTER LAB		128	118	48%	246
SABAL DIRECT PRIMARY CARE, PA		202	43	18%	245
MINUTECLINIC LLC #6007		194	51	21%	245
CARRINGTON PLACE OF ST PETE LLC		240	4	2%	244
Fernandina Beach Rehabilitation and Nursing Center		243	1	0%	244
HARDEE COUNTY HEALTH DEPARTMENT		187	57	23%	244
BROWARD NURSING & REHABILITATION CTR	8	231	4	2%	243
ROSEWOOD HEALTHCARE & REHABILITATION CENTER		239	4	2%	243
HARBOURWOOD	1	238	4	2%	243
Rehabilitation Center for Park Place LLC		236	6	2%	242
DIAGNOSTIC & CLINICAL CARE SERVICES INC DBA		198	44	18%	242
MALABAR/ADVENT CENTRA CARE		48	194	80%	242
Solaris Healthcare Lake Bennet		211	30	12%	241
GOOD SAMARITAN CARES		236	5	2%	241
AFC URGENT CARE		65	176	73%	241
BRISTOL AT TAMPA, THE	3	229	8	3%	240
PROTEUS MOLECULAR AND CLINICAL LAB	1	148	91	38%	240
LITTLE PINE PEDIATRICS PLLC		202	37	15%	239
VILLAGE DOCTORS OF KEYSTONE		175	63	26%	238
QUICK CARE MED		186	52	22%	238
ROSEN MEDICAL CENTER		209	29	12%	238
ADVENT HEALTH CENTRA CARE - UNIVERSITY	1	95	140	59%	236
Heritage Healthcare at Tallahassee		232	4	2%	236
ARCHER HEALTH VENTURES, LLC		210	25	11%	235
MINUTECLINIC, LLC # 4469		191	44	19%	235
Vi at Lakeside Village Skilled Nursing		230	5	2%	235
RULEME CENTER	2	216	17	7%	235
OAK HAMMOCK AT THE UNIVERSITY OF FLORIDA		229	6	3%	235
PRIMARY CARE SOUTH INC		27	207	88%	234
REGENTS PARK AT AVENTURA		221	13	6%	234
JACKSON PLAZA NURSING & REHAB CENTER	2	225	6	3%	233
TUSKAWILLA NURSING AND REHAB CENTER	2	224	7	3%	233
MEMPHIS PATHOLOGY LABORATORY	4	212	17	7%	233
Bay Breeze Senior Living and Rehabilitation Center		181	51	22%	232
COLOR GENOMICS, INC.	2	225	5	2%	232
BRENTWOOD RETIREMENT COMMUNITY	5	199	28	12%	232
BUREAU OF CLINICAL LABORATORIES		194	37	16%	231
PEBBLEBROOK PHARMACY		172	58	25%	230
LAKE PARK OF MADISON		224	5	2%	229



# COVID-19: testing by laboratory

Data through Jan 16, 2021 verified as of Jan 17, 2021 at 09:25 AM

Data in this report are provisional and subject to change.

The numbers in the table below represent the number of Florida and non-Florida residents for whom test results were received by the Department of Health. A person can be tested by more than one laboratory and can have both positive and negative results. **Therefore, the sum of the numbers in each column will be larger than the total number of people tested.**

Reporting lab	Inconclusive	Negative	Positive	Percent positive	Total
SAINTS 120 LLC	1	195	33	14%	229
SILVER CREEK SENIOR LIVING COMMUNITY		224	4	2%	228
BAY TREE CARE AND REHABILITATION CENTER		197	31	14%	228
SERANADES BY SONATA WEST ORANGE		206	22	10%	228
PALM GARDEN OF AVENTURA		227	1	0%	228
ADVENT HEALTH CENTRA CARE - COLONIAL TOWN	1	175	51	22%	227
CHIPOLA HEALTH AND REHAB		209	17	8%	226
Solaris Healthcare Coconut Creek		224	2	1%	226
ELMHURST HOSPITAL CENTER	1	215	10	4%	226
ADVENT HEALTH CENTRA CARE		104	122	54%	226
PARKS HEALTHCARE & REHABILITATION CTR	4	211	10	4%	225
TALLAHASSEE NHHI LLC	1	209	15	7%	225
SILVERCREST HEALTH AND REHABILITATION CENTER	3	216	6	3%	225
TGH		1	224	100%	225
TERRACES OF LAKE WORTH CARE CENTER		217	8	4%	225
NEMOURS CHILDERN'S HOSPITAL		201	24	11%	225
LYNN HAVEN SPORTS COMPLEX-WALKON CLINIC		20	204	91%	224
LEHIGH VALLEY GENOMICS			224	100%	224
SAMANTHA WILSON CARE CENTER		217	7	3%	224
PEDIATRIC HEALTH CARE ALLIANCE, PA		201	21	9%	222
MANDARIN PEDIATRICS		209	13	6%	222
RIVERS FAMILY MEDICINE PA		162	59	27%	221
AVANTE AT MT DORA		218	2	1%	220
MOLECULAR TESTING LABS		179	41	19%	220
TIERRA PINES CENTER		209	11	5%	220
Boynton Beach Rehabilitation Center	2	213	4	2%	219
ABBOTT LABORATORIES		142	77	35%	219
LONGWOOD FAMILY PRACTICE		178	41	19%	219
FAMILY HEALTH CENTERS OF SOUTHWEST FLORIDA INC		173	45	21%	218
TIDEWELL HOSPICE INC		215	3	1%	218
FAMILY CARE PARTNERS OF NORTHEAST FLORIDA LLC		156	62	28%	218
PIONEER CLINICAL LAB, LLC		134	83	38%	217
THE MANOR AT CARPENTERS		185	32	15%	217
LAKE PORT SQUARE		200	17	8%	217
ATLANTIC SHORES NURSING AND REHAB CENTER		210	7	3%	217
ST. CLOUD REGIONAL MEDICAL CENTER		199	17	8%	216
Sunset Point Center		214	2	1%	216
ST PETERSBURG PEDIATRICS	1	179	36	17%	216
Consulate Health Care of North Fort Myers		203	12	6%	215
KENNEDY PAIN CLINIC GROUP LLC		189	26	12%	215
W FRANK WELLS NURSING HOME		188	27	13%	215
Solaris HealthCare Imperial		209	5	2%	214
GATEWAY/ADVENT CENTRA CARE	1	24	189	88%	214
BLOCK, NATION, CHASE, AND SMOLEN FAMILY MEDICINE		157	56	26%	213
EDGEWATER AT WATERMAN VILLAGE,THE		201	12	6%	213
POCONO MEDICAL CENTER		212			212

# COVID-19: testing by laboratory

Data through Jan 16, 2021 verified as of Jan 17, 2021 at 09:25 AM

Data in this report are provisional and subject to change.

The numbers in the table below represent the number of Florida and non-Florida residents for whom test results were received by the Department of Health. A person can be tested by more than one laboratory and can have both positive and negative results. **Therefore, the sum of the numbers in each column will be larger than the total number of people tested.**

Reporting lab	Inconclusive	Negative	Positive	Percent positive	Total
USA HEALTH UNIVERSITY HOSPITAL CLINICAL LABORATORY	1	208	3	1%	212
PCB CLINIC		167	45	21%	212
BAYA POINTE NURSING AND REHABILITATION		129	82	39%	211
CONSULATE HEALTH CARE OF WINTER HAVEN		209	2	1%	211
AVECINA MOBILE		118	93	44%	211
SUNRISE DIAGNOSTIC LABORATORY		158	53	25%	211
FLORIDA DEPARTMENT OF HEALTH IN LIBERTY COUNTY	2	135	74	35%	211
CROSS POINTE CARE CENTER	2	208			210
HAVEN OF OUR LADY OF PEACE INC		202	8	4%	210
CLINICAL PATHOLOGY LABS INC		208	2	1%	210
FLORIDA CLINICAL LABORATORY-BIOREFERENCE LABORATORIES		67	143	68%	210
FELLOWSHIP HOME AT THE FAIRWAY LLC		204	6	3%	210
FG RAPID RESULTS	2	115	92	44%	209
AMEERAH LABS, LLC	2	159	48	23%	209
PEDIATRIC HEALTHCARE ALLIANCE		189	20	10%	209
THE PALACE NURSING AND REHABILITATION CENTER		209			209
Chatsworth at PGA National, LLC		200	8	4%	208
Taylor Care Center		204	4	2%	208
REHABILITATION CENTER OF LAKE CITY, THE		182	26	13%	208
DOCTORS MEMORIAL FAMILY MEDICINE	2	142	63	30%	207
ACCURATE DIAGNOSTIC LABS, INC		194	13	6%	207
PEDIATRICS IN BREVARD PA		188	19	9%	207
WESTWOOD HEALTHCARE SNF		173	34	16%	207
DIGNITY HEALING, LLC		196	11	5%	207
ManorCare Health Services-Palm Harbor	1	205			206
PALM GARDEN OF WINTER HAVEN		190	15	7%	205
ORANGE BLOSSOM FAMILY HEALTH		190	14	7%	204
HOMESTEAD VILLAGE		201	3	1%	204
MIAMI JEWISH HEALTH SYSTEMS, INC	1	196	7	3%	204
ORANGE COUNTY HEALTH DEPT		196	8	4%	204
Lake Port Square Health Center		189	14	7%	203
FULGENT GENETICS	2	162	39	19%	203
VETERANS AFFAIRS MEDICAL CENTER - MIAMI			203	100%	203
ST LUCIE EMPLOYEE HEALTH & WELLNESS CENTER		200	3	1%	203
HEALTH FIRST - HOLMES REGIONAL MEDICAL CENTER		32	170	84%	202
POLK COUNTY HEALTH DEPARTMENT		178	24	12%	202
Governors Creek Health and Rehabilitation	1	198	2	1%	201
SIGNATURE HEALTHCARE AT THE COURTYARD		155	46	23%	201
Lakewood Nursing Center		175	26	13%	201
FAMILY CARE PARTNERS OF NE FLORIDA LLC		143	58	29%	201
VAMC WEST PALM LAB		5	196	98%	201
SUNLAND MARIANNA COX MEDICAL CENTER		172	28	14%	200
SOLARIS SENIOR LIVING VERO BEACH		192	7	4%	199
GRAND COURT TAMPA		198	1	1%	199
TRENTON MEDICAL CENTER INC DBA PALMS MEDICAL GROUP	4	140	55	28%	199
Cross Gardens Care Center		198	1	1%	199

# COVID-19: testing by laboratory

Data through Jan 16, 2021 verified as of Jan 17, 2021 at 09:25 AM

Data in this report are provisional and subject to change.

The numbers in the table below represent the number of Florida and non-Florida residents for whom test results were received by the Department of Health. A person can be tested by more than one laboratory and can have both positive and negative results. **Therefore, the sum of the numbers in each column will be larger than the total number of people tested.**

Reporting lab	Inconclusive	Negative	Positive	Percent positive	Total
FLORIDA HEART & VASCULAR MULTISPECIALTY GROUP PA		132	67	34%	199
ADVENT HEALTH - CARROLLWOOD	4	169	25	13%	198
PATHGROUP LABS LLC		94	104	53%	198
BOND CLINIC PA PEDIATRICS DEPT		171	27	14%	198
OCALA FAMILY MEDICAL CENTER INC	1	157	40	20%	198
DEPARTMENT OF HEALTH & HUMAN SERVICES		198			198
HCSO OCCUPATIONAL HEALTH AND WELLNESS CENTER		152	45	23%	197
GLENRIDGE ON PALMER RANCH,THE		189	7	4%	196
MACTOWN, INC		194	1	1%	195
COMMUNITY HEALTH AND REHABILITATION CENTER		166	29	15%	195
Life Care Center of Punta Gorda	1	183	11	6%	195
CORAL REEF NURSING & REHAB CENTER		192	2	1%	194
FIRST CHOICE PEDIATRICS		126	67	35%	193
Solaris Senior Living North Naples ALF		187	6	3%	193
SUPERIOR RESIDENCES OF PANAMA CITY BEACH		187	6	3%	193
HOLIDAY CVS LLC DBA CVS/PHARMACY #0440		190	3	2%	193
WIREGRASS DIRECT PRIMARY CARE PLLC□		164	29	15%	193
Avante at Orlando		190	3	2%	193
UNIVERSITY OF TAMPA STUDENT HEALTH AND SHC CLINICAL LABORATORY		52	140	73%	192
ASSOCIATESMD MEDICAL GROUP INC		159	33	17%	192
ESTERO ISLAND MEDICAL CENTER		158	34	18%	192
SOUTHWEST ORLANDO FAMILY MEDICINE, PL		155	37	19%	192
Bayside Health and Rehabilitation		164	28	15%	192
San Jose Health & Rehabilitation		190	2	1%	192
ASCENSION MEDICAL GROUP		2	189	99%	191
Parkview Rehabilitation Center at Winter Park		187	3	2%	190
AMERICAN FINNISH NURSING HOME	1	183	5	3%	189
MANOR CARE OF NAPLES FL LLC		187	2	1%	189
Nspire Health Care Kendall		179	10	5%	189
Orchid Cove at Sarasota		187	1	1%	188
HEALTH LINK DIAGNOSTIC LABORATORIES		182	6	3%	188
WOMEN'S CARE FLORIDA LABORATORY		183	5	3%	188
WASHINGTON REHAB AND NURSING		178	9	5%	187
NATIONS BEST FAMILY HEALTH CARE		75	111	60%	186
AMERICAN HOUSE SENIOR LIVING		163	23	12%	186
NEO GENOMICS - FORT MYERS	1	180	5	3%	186
GOOD SAMARITAN CENTER		185	1	1%	186
ADDINGTON PLACE AT WELLINGTON GREEN		183	3	2%	186
FORT PIERCE HEALTH CARE		182	4	2%	186
PLANTATION NURSING & REHAB CENTER		186			186
ARCPPOINT LABS OF ST PETERSBURG		118	67	36%	185
URGENT CARE EXPRESS LLC			185	100%	185
NSPIRE HEALTHCARE LAUDERHILL		179	6	3%	185
ADVENT		172	13	7%	185
CYPRESS POINT LIVING, LLC		172	13	7%	185
ST. JAMES BAY HEALTH AND REHABILITATION CENTER		183	1	1%	184

# COVID-19: testing by laboratory

Data through Jan 16, 2021 verified as of Jan 17, 2021 at 09:25 AM

Data in this report are provisional and subject to change.

The numbers in the table below represent the number of Florida and non-Florida residents for whom test results were received by the Department of Health. A person can be tested by more than one laboratory and can have both positive and negative results. **Therefore, the sum of the numbers in each column will be larger than the total number of people tested.**

Reporting lab	Inconclusive	Negative	Positive	Percent positive	Total
PAVILION FOR HEALTHCARE, THE		182	1	1%	183
ADVENT HEALTH CENTRA CARE - WESLEY CHAPEL		13	170	93%	183
ANCIENT CITY PEDIATRICS		173	10	5%	183
INTERNAL MEDICINE & PEDIATRICS OF TAMPA BAY PA		146	37	20%	183
AVON PARK PEDIATRICS INC	3	162	17	9%	182
ADVENT HEALTH CENTRA CARE - DAYTONA BEACH		93	89	49%	182
BAYVIEW CENTER		180	2	1%	182
NADAL PEDIATRICS - VICTORIA STREET (3385)		153	28	15%	181
BOCA RATON REHABILITATION CENTER	4	174	3	2%	181
HEALTH PARK CARE CENTER		178	3	2%	181
LASER & SURGERY CENTER OF THE PALM BEACHES□		180	1	1%	181
INN AT ASTON GARDENS, THE		176	5	3%	181
ABBIEJEAN RUSSELL CARE CENTER□		180			180
FIRST CHOICE PRIMARY CARE		142	38	21%	180
SUNSHINE URGENT CARE LLC		114	66	37%	180
BROOKDALE FORT MYERS CYPRESS LAKE		179	1	1%	180
CENTRA CARE – AZALEA PARK		98	82	46%	180
CONSULATE HEALTH CARE OF MELBOURNE		177	2	1%	179
CHAUTAUQUA REHABILITATION AND NURSING CENTER		170	9	5%	179
ADVENT HEALTH - ORLANDO		136	43	24%	179
ATLANTIC URGENT CARE		122	57	32%	179
CENTERSTONE OF FLORIDA□		167	11	6%	178
ARBOR FACILITY INC		178			178
FORT MYERS REHABILITATION AND NURSING CENTER		157	21	12%	178
BAPTIST PRIMARY CARE, INC		165	13	7%	178
NIGHT LITE PEDIATRICS WINTER GARDEN		144	34	19%	178
FINLAY CLINICAL LABORATORY INC		36	141	80%	177
OCEAN REEF MEDICAL CENTER		150	27	15%	177
ADVENT HEALTH CENTRA CARE - CARROLLWOOD		5	172	97%	177
Heritage Park Rehabilitation & Healthcare		159	17	10%	176
BAPTIST HEALTH PRIMARY CARE	1	134	41	23%	176
Crossbreeze care center		174	1	1%	175
Emory L Bennett State Veterans Nursing Home		173	2	1%	175
FLORIDA KEYS PEDIATRICS & ADOLESCENT CENTER		167	8	5%	175
PALM GARDEN OF WEST PALM BEACH□	2	160	13	7%	175
ADVANCED AMBULATORY SURGERY CENTER		166	9	5%	175
MEDICAL CONSULTANTS OF FLORIDA LLC	1	142	31	18%	174
Consulate Health Care of St. Petersburg		174			174
Consulate Healthcare of West Palm Beach		162	12	7%	174
OAKBROOK HEALTH AND REHABILITATION CENTER	1	159	13	8%	173
BROWARD PARTNERSHIP	2	167	3	2%	172
ASTON GARDENS AT PELICAN MARSH		169	3	2%	172
Life Care Center at Inverrary		170	2	1%	172
AMBULATORY SURGERY CENTER OF BOCA RATON LTD		170	1	1%	171
Whispering Oaks	9	142	20	12%	171
Life Care Center of Sarasota		159	11	6%	170

# COVID-19: testing by laboratory

Data through Jan 16, 2021 verified as of Jan 17, 2021 at 09:25 AM

Data in this report are provisional and subject to change.

The numbers in the table below represent the number of Florida and non-Florida residents for whom test results were received by the Department of Health. A person can be tested by more than one laboratory and can have both positive and negative results. **Therefore, the sum of the numbers in each column will be larger than the total number of people tested.**

Reporting lab	Inconclusive	Negative	Positive	Percent positive	Total
JAMES A HALEY VETERANS HOSPITAL			170	100%	170
Heartland Healthcare of Ft. Myers	1	169			170
WATERMARK LAKE POINTE WOODS LLC		152	18	11%	170
The Inn at Sarasota Bay Club		168	2	1%	170
NORTH FLORIDA PEDIATRICS - MARIANNA		133	36	21%	169
ST CATHERINE'S WEST REHABILITATION HOSPITAL		161	8	5%	169
LAKESIDE NEUROLOGIC		161	8	5%	169
AZALEA TRACE		158	11	7%	169
GOOD SAMARITAN SOCIETY OF DELAND		159	9	5%	168
PANAMA CITY DEVELOPMENTAL CENTER□		168			168
CYPRESS COVE		164	4	2%	168
NAPLES CHILDREN'S URGENT CARE		131	37	22%	168
URGENT CARE OF THE PALM BEACHES, NORTH PALM BEACH			167	100%	167
HUNT CLUB PEDIATRIC ASSOCIATES, P.A.		139	28	17%	167
KINDRED HOSPITAL	7	157	3	2%	167
FRICKS PHARMACY		124	42	25%	166
TARPON POINT NURSING AND REHABILITATION CENTER		164	1	1%	165
PADDOCK RIDGE		162	3	2%	165
ADVENT HEALTH CENTRA CARE - TEMPLE TERRACE	1	103	61	37%	165
CANTERFIELD OF CLAY COUNTY		132	33	20%	165
HOSPITAL FOR SPECIAL SURGERY		163	2	1%	165
AVANTE AT LEESBURG INC		164			164
CONEY ISLAND HOSPITAL		159	5	3%	164
ADVENT HEALTH CENTRA CARE - OVIEDO		63	101	62%	164
COLONY CLUB ALF,THE		152	12	7%	164
UCC - WELLINGTON		1	163	99%	164
CHILDRENS CLINIC WEST FLORIDA PEDIATRICS		141	22	13%	163
ENCOMPASS HEALTH REHABILITATION HOSPITAL	5	155	3	2%	163
BRADENTON HEALTH CARE		163			163
ADVENTHEALTH MEDICAL GROUP PROMPT CAR	1	114	48	29%	163
TRI COUNTY NURSING HOME		162	1	1%	163
RIVERWOOD HEALTH NH LLC		124	39	24%	163
FLORIDA HEALTH CARE PLAN INC		2	160	99%	162
EXCEL PEDIATRICS		123	39	24%	162
ALL SEASONS NAPLES LLC□		160	2	1%	162
DOCTORS MEMORIAL HOSPITAL		44	117	73%	161
SARNO EXTENDED HOURS		104	57	35%	161
EDGEWOOD NURSING CENTER		154	7	4%	161
BAPTIST PRIMARY CARE INC		141	20	12%	161
GREENBRIAR REHABILITATION AND NURSING CENTER	1	159			160
KEYSTONE REHAB		160			160
FLOMEDILAB		19	141	88%	160
ORLANDO HEALTH EMERGENCY DEPARTMENT		148	11	7%	159
OKEECHOBEE COUNTY HEALTH DEPT	1	101	57	36%	159
JACKSONVILLE KIDS PEDIATRICS, PLLC		136	23	14%	159
Avante at Inverness		159			159

# COVID-19: testing by laboratory

Data through Jan 16, 2021 verified as of Jan 17, 2021 at 09:25 AM

Data in this report are provisional and subject to change.

The numbers in the table below represent the number of Florida and non-Florida residents for whom test results were received by the Department of Health. A person can be tested by more than one laboratory and can have both positive and negative results. **Therefore, the sum of the numbers in each column will be larger than the total number of people tested.**

Reporting lab	Inconclusive	Negative	Positive	Percent positive	Total
STATMED QUICK QUALITY CLINIC AT NORTH PINELLAS		65	94	59%	159
AMERICAN MEDICAL RESPONSE		156	3	2%	159
ANTHEM LAKES LLC		151	7	4%	158
The Waterford		158			158
HOLISTIX TREATMENT CENTERS		152	6	4%	158
ALLSOUTH URGENT CARE			158	100%	158
WUESTHOFF REF LABORATORY			158	100%	158
Concordia Village of Tampa AL		155	3	2%	158
EVENT MED SERVICES LABORATORY		154	3	2%	157
PEDIATRICS BY THE SEA		154	3	2%	157
DISCOVERY VILLAGE AT NAPLES		141	16	10%	157
ARCADIA HEALTH AND REHABILITATION CENTER		100	56	36%	156
Englewood Healthcare and Rehab		141	15	10%	156
TIMBERRIDGE NURSING HOME & REHAB		123	33	21%	156
PRUITT HEALTH		153	2	1%	155
PALM BEACH PEDIATRICS PA	2	140	13	8%	155
COCOA BEACH/ADVENT CENTRA		41	114	74%	155
TUSCAN GARDENS OF VENETIA MANAGEMENT COMPANY		150	5	3%	155
PRIMECARE OF DOTHAN		106	49	32%	155
OSPREY VILLAGE AT AMELIA ISLAND LTD		148	6	4%	154
PALMETTTO FACILITY INC	1	153			154
CANTERFIELD OF OCALA, LLC		151	3	2%	154
LAB CORP	1	89	64	42%	154
CHIPOLA MEDICAL ASSOCIATES, LLC		97	56	37%	153
PEDIATRIC ASSOCIATES OF OCALA PA		134	19	12%	153
Surrey Place Healthcare and Rehabilitation		151	1	1%	152
SUSANNA WESLEY HEALTH CENTER		129	23	15%	152
ORLANDO VA MEDICAL CENTER			152	100%	152
CITRUS HEALTH AND REHAB		128	24	16%	152
PALM HARBOR FAMILY PRACTICE & WALK-IN		108	43	28%	151
PATRIOT MEDICAL LABORATORIES		146	5	3%	151
HOLLEY NAVARRE MEDICAL CLINIC		104	47	31%	151
WHITE WILSON MEDICAL IMMEDIATE CARE NICEVILLE		1	150	99%	151
CORAL GABLES NURSING & REHABILITATION CENTER		143	8	5%	151
FAWCETT MEMORIAL HOSPITAL-LAB		39	111	74%	150
CLINICAL ENTERPRISE, INC		135	15	10%	150
DIAMOND RIDGE		147	3	2%	150
KR at Hillsborough Lakes/Lutz Healthcare		148	1	1%	149
PRECISION HEALTH RESOURCES, LLC	1	133	15	10%	149
BORLAND GROOVER CLINIC	1	125	23	15%	149
BOND CLINIC, PA		109	40	27%	149
GENE BY GENE		61	87	59%	148
CSL PLASMA		28	120	81%	148
Chatham Glen Healthcare and Rehabilitation Center		143	5	3%	148
BENDERSON FAMILY SKILLED NURSING AND□		133	15	10%	148
AMELIA MEDICAL CARE		14	134	91%	148

# COVID-19: testing by laboratory

Data through Jan 16, 2021 verified as of Jan 17, 2021 at 09:25 AM

Data in this report are provisional and subject to change.

The numbers in the table below represent the number of Florida and non-Florida residents for whom test results were received by the Department of Health. A person can be tested by more than one laboratory and can have both positive and negative results. **Therefore, the sum of the numbers in each column will be larger than the total number of people tested.**

Reporting lab	Inconclusive	Negative	Positive	Percent positive	Total
WOODBIDGE FACILITY INC		143	4	3%	147
CAYUGA MEDICAL CENTER AT ITHACA		144	3	2%	147
TAVARES PEDIATRICS		123	24	16%	147
GOLD CHOICE SENIOR COMMUNITIES		106	40	27%	146
ADVENT HEALTH CENTRA CARE - ST. CLOUD		131	15	10%	146
ARDEN COURTS OF LARGO FL, LLC		135	10	7%	145
YOUR FAMILY WALK-IN CLINIC		4	141	97%	145
EXOSOME DIAGNOSTICS	1	128	16	11%	145
NORTH FLORIDA PEDIATRICS PA - DUVAL		124	21	14%	145
REGENCY CARE OF BLOUNTSTOWN LLC		135	10	7%	145
ST MARK VILLAGE		141	4	3%	145
BAY VUE NURSING AND REHABILITATION CENTER		134	10	7%	144
NCRNC INC		140	4	3%	144
ONESTOP MEDICAL AND URGENT CARE LLC		113	31	22%	144
BEACON AT GULF BREEZE, THE		138	6	4%	144
VETERANS AFFAIRS ORLANDO VA MEDICAL CENTER			144	100%	144
MINUTECLINIC LLC #5157		115	28	20%	143
JEFFERY WEINZWEIG		2	141	99%	143
Quail Run Health Care Center		143			143
VIERA MANOR ASSISTED LIVING RESIDENCE		135	7	5%	142
TRINITY REGIONAL REHAB CENTER		129	13	9%	142
EDWARD J HEALEY REHAB & NURSING CENTER		142			142
TUSCAN GARDENS OF PALM COAST		141	1	1%	142
GLADES HEALTH CARE CENTER		138	3	2%	141
MINUTECLINIC LLC #214		116	25	18%	141
REFUAH HEALTH CENTER LABORATORY		136	5	4%	141
PORT ST LUCIE REHABILITATION AND HEALTHCARE		98	43	30%	141
ROSECASTLE OF ZEPHRHILLS		139	2	1%	141
PALM BEACH COUNTY HEALTH DEPT LAB	3	132	6	4%	141
SUWANNEE VALLEY NURSING CENTER		131	9	6%	140
MEADOWCREST FAMILY PHYSICIANS		92	48	34%	140
GUEST HOUSE OCALA, THE		137	3	2%	140
24/7 PEDIATRIC CARE CENTERS INC		127	13	9%	140
BARKLEY PLACE	1	135	3	2%	139
NEW YORK CITY DEPARTMENT OF HEALTH & MENTAL		114	25	18%	139
Gulf Coast Healthcare (Longwood Health and Rehab		118	21	15%	139
FHMG FLORIDA HOSPITAL MEDICAL GROUP		114	24	17%	138
MATHISON RETIREMENT COMMUNITY, INC		135	3	2%	138
ELMCROFT PINECREST	1	134	3	2%	138
WRIGHTS HEALTH CARE AND REHABILITATION CENTER		108	30	22%	138
PORT SAINT LUCIE HOSPITAL		137	1	1%	138
AMERICAN PATHOLOGY PARTNERS		136	2	1%	138
UNITED CLINICAL LABORATORIES		128	9	7%	137
ADVENT HEALTH CENTRA CARE - WINTER GARDEN		74	63	46%	137
PPC-LAB EDI ORCHARD BI		129	8	6%	137
ADVENT HEALTH CENTRA CARE - CITRUS PARK		9	128	93%	137

# COVID-19: testing by laboratory

Data through Jan 16, 2021 verified as of Jan 17, 2021 at 09:25 AM

Data in this report are provisional and subject to change.

The numbers in the table below represent the number of Florida and non-Florida residents for whom test results were received by the Department of Health. A person can be tested by more than one laboratory and can have both positive and negative results. **Therefore, the sum of the numbers in each column will be larger than the total number of people tested.**

Reporting lab	Inconclusive	Negative	Positive	Percent positive	Total
MANOR AT BLUEWATER BAY		131	6	4%	137
VENICE REGIONAL BAYFRONT HEALTH (PULMONARY)		126	10	7%	136
ADVENT HEALTH CENTRA CARE - ORANGE CITY	1	53	82	60%	136
MOBILE INFIRMARY MED CENTER PATH LAB		120	15	11%	135
LABORATORY OF FLORIDA		83	52	39%	135
SOMERBY LAKE NONA		132	3	2%	135
IRL MARKET LAB ALACHUA		104	31	23%	135
ADVANCED MEDICAL CENTER		86	48	36%	134
ADVENT HEALTH CENTRA CARE - DELAND		28	106	79%	134
PRECISION GENETICS, INC		132	2	1%	134
US MEDICAL CARE, INC		120	14	10%	134
DE LUNA HEALTH AND REHABILITATION CENTER		126	7	5%	133
LEESBURG PEDIATRICS		123	10	8%	133
FORT WALTON REHABILITATION CENTER		96	37	28%	133
Sunnyside Nursing Home		130	3	2%	133
MILLENNIUM LAB SERVICES			132	100%	132
AMA MEDICAL GROUP LLC		106	26	20%	132
THE REHABILITATION CENTER OF LAKE CITY		127	5	4%	132
SANDY PINES	2	118	12	9%	132
BRIGHTON EGGERT PHARMACY INC		127	5	4%	132
MORSE LIFE MEMORY CARE RESIDENCE		125	6	5%	131
FIRST CHOICE PEDIATRICS SEMORAN		77	54	41%	131
INTEGRATED REGIONAL LABORATORIES		119	12	9%	131
LONGWOOD HEALTH AND REHABILITATION CENTER		125	6	5%	131
THE WELLNESS CENTER AT LAKEWOOD RANCH		43	88	67%	131
ADVENT HEALTH CENTRA CARE - LONGWOOD		26	105	80%	131
ARTHREX MEDICAL CENTER		48	83	63%	131
GENETWORKX		17	113	87%	130
WEDGEWOOD HEALTHCARE CENTER		90	40	31%	130
FHMG-FLORIDA HOSPITAL MEDICAL GROUP		110	20	15%	130
ADVENT HEALTH CENTRA CARE - AZALEA PARK		112	18	14%	130
MIRACLE HILL NURSING & REHABILITATION CENTER INC		126	4	3%	130
CENTRACARE		17	112	87%	129
BMHSI-AEL MICROBIOLOGY LABORATORY	2	102	25	19%	129
The Crossroads		128	1	1%	129
DOCTOR'S IN HOUSE LABORATORY		18	110	86%	128
LabCorp L#09258090 M#09258105		73	55	43%	128
PROVIDENCE HOSPITAL LABORATORY		122	6	5%	128
SOUTH BALDWIN REGIONAL MEDICAL CENTER		120	8	6%	128
UNIVERSITY OF MIAMI		10	118	92%	128
GRACE PEDIATRICS		103	24	19%	127
MAGNOLIA FAMILY URGENT CARE		109	18	14%	127
GESSLER CLINIC PA		98	29	23%	127
TRI-COUNTY NURSING HOME		117	10	8%	127
LIFE CARE CENTER OF PORT ST. LUCIE		120	7	6%	127
DOCTORS MEMORIAL FAMILY PRACTICE	2	95	30	24%	127



# COVID-19: testing by laboratory

Data through Jan 16, 2021 verified as of Jan 17, 2021 at 09:25 AM

Data in this report are provisional and subject to change.

The numbers in the table below represent the number of Florida and non-Florida residents for whom test results were received by the Department of Health. A person can be tested by more than one laboratory and can have both positive and negative results. **Therefore, the sum of the numbers in each column will be larger than the total number of people tested.**

Reporting lab	Inconclusive	Negative	Positive	Percent positive	Total
NO FLORIDA PEDIATRICS, PA		109	18	14%	127
ROSECASTLE OF CITRUS		124	2	2%	126
HILLSBOROUGH COUNTY DEVELOPMENTAL CTR	1	117	8	6%	126
SUNNY HILLS ALF OF SEBRING INC		117	9	7%	126
GRAVITY DIAGNOSTICS, LLC		36	90	71%	126
JACKSONVILLE NURSING AND REHAB CENTER		121	5	4%	126
WALGREENS 10670		113	12	10%	125
PALMS MEDICAL GROUP HIGH SPRINGS		103	21	17%	124
The Care Center at Pinellas Park	1	115	8	6%	124
THE CLUB AND REHABILITATION CENTER		123	1	1%	124
Cross Terrace REhabilitation		123	1	1%	124
LIFE CARE CENTER OF ALTAMONTE SPRINGS		102	22	18%	124
SOUTH CAMPUS FACILITY INC		119	5	4%	124
DISCOVERY VILLAGE AT MELBOURNE		119	4	3%	123
PIONEER CLINICAL LAB LLC		76	47	38%	123
SPRINGS AT LAKE POINTE WOODS		120	2	2%	122
Shoal Creek Rehabilitation Center		80	42	34%	122
ST ANTHONYS REHABILITATION HOSPITAL	5	115	2	2%	122
ADVENT HEALTH - LAKE NONA		101	20	17%	121
PONTE VEDRA GARDENS		120	1	1%	121
PARKVIEW HEALTH		121			121
FAMILY EXTENDED CARE OF CENTRAL TAMPA		109	12	10%	121
CHARTER SENIOR LIVING OF PANAMA CITY BEACH		101	20	17%	121
PEDIATRICS OF GREATER ORLANDO		106	15	12%	121
WESLEY HAVEN VILLA	1	111	8	7%	120
GRAVITY DIAGNOSTICS		42	78	65%	120
ADVENT HEALTH CENTRA CARE - BRANDON		30	90	75%	120
LUIS A GHIGLINO MD PA		116	4	3%	120
MV MEDICAL PRACTICE DBA PRIMARY URGENT CARE		114	5	4%	119
DAIRY ROAD URGENT CARE		70	49	41%	119
PROVISTA DIAGNOSTICS, INC		116	3	3%	119
WIMAUMA COMMUNITY HEALTH CENTER		92	27	23%	119
BOSTON RED SOX CLUB LP		117	2	2%	119
MEYER PEDIATRICS		107	12	10%	119
MANOR CARE OF PALM HARBOR		119			119
PALMS FACILITY INC		104	15	13%	119
URGENT CARE TCMA			119	100%	119
MATHISON RETIREMENT COMMUNITY		114	5	4%	119
CROSSWINDS HEALTH AND REHABILITATION CENTER		118			118
FLORIDA HEALTH CARE PLANS			118	100%	118
COASTAL HEALTH AND REHAB		110	8	7%	118
COQUINA CENTER		116	2	2%	118
RDX BIOSCIENCE		60	58	49%	118
ASAP LABS LLC		106	12	10%	118
DAYSRING VILLAGE		99	18	15%	117
ADVANCED MEDICAL GROUP		1	116	99%	117

# COVID-19: testing by laboratory

Data through Jan 16, 2021 verified as of Jan 17, 2021 at 09:25 AM

Data in this report are provisional and subject to change.

The numbers in the table below represent the number of Florida and non-Florida residents for whom test results were received by the Department of Health. A person can be tested by more than one laboratory and can have both positive and negative results. **Therefore, the sum of the numbers in each column will be larger than the total number of people tested.**

Reporting lab	Inconclusive	Negative	Positive	Percent positive	Total
LAKEVIEW TERRACE RETIREMENT COMMUNITY		106	11	9%	117
SONATA DELRAY BEACH		109	8	7%	117
Lakeside Nursing and Rehabilitation Center	1	91	25	21%	117
NEIGHBORHOOD MEDICAL CENTER		112	5	4%	117
PINNACLES PEDS CARE PA		117			117
LAKEVIEW INTERNAL MEDICINE		71	45	39%	116
FOUNTAINS OF HOPE LLC, THE		115	1	1%	116
FOUNTAIN INN NURSING & REHABILITATION CTR, INC		109	6	5%	115
MID FLORIDA PATHOLOGY LLC MOBILE UNIT #4		79	36	31%	115
BELVEDERE COMMONS OF FORT WALTON BEACH		106	9	8%	115
STEWART MEDICAL GROUP		34	81	70%	115
NORTH FLORIDA INTERNAL MEDICINE PA		92	23	20%	115
MINUTECLINIC DIAGNOSTIC OF RHODE ISLAND, LLC #729		111	4	3%	115
NEMOURS CHILDREN'S URGENT CARE		80	34	30%	114
MEDIPATH LLC		2	112	98%	114
AFC PHYSICIANS OF FLORIDA		76	37	33%	113
BAY EDUCATORS WELLNESS CENTER		69	44	39%	113
CORE BIO LABS		74	39	35%	113
MILLER BIOCONNECT		95	18	16%	113
ALLIED HEALTH FORT PIERCE		112			112
Coastal Health and Rehabilitation Center		110	2	2%	112
CENTRA CARE - HUNTER'S CREEK		52	59	53%	111
REGENCY PARK		93	18	16%	111
HIALEAH SHORES NURSING AND REHAB CENTER		103	8	7%	111
TREASURE COAST MEDICAL ASSOCIATES		4	107	96%	111
FARAH MEDICAL		103	8	7%	111
NORTH FL SOUTH GA HCS-MALCOM RANDALL VAMC			111	100%	111
Hampton Court Nursing and Rehabilitation Center		110	1	1%	111
Signature healthcare of Jacksonville		106	5	5%	111
RDV SPORTSPLEX PEDIATRICS		92	18	16%	110
VILLAGE PLACE NH LLC		85	24	22%	109
ISLAND HEALTH AND REHABILITATION CENTER		109			109
ADVENT HEALTH CARE CENTER		101	7	6%	108
CHILDREN MED CARE INC		92	16	15%	108
COASTAL INTERNAL MEDICINE		83	25	23%	108
EVANS HEALTH CARE		106	2	2%	108
SEASIDE HEALTH AND REHABILITATION CENTER		51	57	53%	108
SARAPATH DIAGNOSTICS		21	86	80%	107
SURREY PLACE CARE CENTER		102	5	5%	107
ADVENT HEALTH CENTRA CARE - SANFORD		28	79	74%	107
QUEENS HOSPITAL CENTER		102	5	5%	107
LAKE HOUSE ASSISTED LIVING		90	17	16%	107
GRAND OAKS HEALTH & REHABILITATION		106	1	1%	107
SUNY UPSTATE MEDICAL UNIVERSITY		101	6	6%	107
BROOKDALE PADDOCK HILLS		107			107
LA MER NH LLC		102	4	4%	106

# COVID-19: testing by laboratory

Data through Jan 16, 2021 verified as of Jan 17, 2021 at 09:25 AM

Data in this report are provisional and subject to change.

The numbers in the table below represent the number of Florida and non-Florida residents for whom test results were received by the Department of Health. A person can be tested by more than one laboratory and can have both positive and negative results. **Therefore, the sum of the numbers in each column will be larger than the total number of people tested.**

Reporting lab	Inconclusive	Negative	Positive	Percent positive	Total
NATURE COAST MEDICAL GROUP		50	56	53%	106
MINUTECLINIC LLC #4987		92	14	13%	106
WORKPLACE SCREENING INTELLIGENCE			106	100%	106
BAY VIEW HEALTHCARE		85	21	20%	106
HEART OF FLORIDA REGIONAL MED CTR		35	71	67%	106
DIAGNOSTIC LABORATORY OF OKLAHOMA		84	22	21%	106
PHYSICIANS REGIONAL MEDICAL CENTER - PINE RIDGE		19	86	82%	105
MEDICAL CONSULTANTS OF FLORIDA DBA	1	90	14	13%	105
LAKE VIEW CARE CENTER AT DELRAY		103	2	2%	105
FLORIDA DEPARTMENT OF HEALTH IN LAKE COUNTY	1	68	36	34%	105
ALL FLORIDA FAMILY AND SPORTS MEDICINE		92	12	12%	104
PHYSICIANS REGIONAL CLINIC		82	22	21%	104
CHERRY OAK PALM BEACH COUNTY		98	6	6%	104
GRANDE, THE	2	98	4	4%	104
UNIVERSITY MEDICAL CENTER SUITES		91	13	13%	104
SUNFLOWER SPRINGS ASSISTED LIVING		100	4	4%	104
LEE COUNTY SCHOOL DISTRICT	1	96	7	7%	104
TIFFANY HALL NURSING AND REHAB CENTER		100	4	4%	104
SMILEY MEDICAL GROUP		75	28	27%	103
WILLOW BROOKE COURT AT AZALEA TRACE		103			103
PREDICTIVE LABORATORIES, INC	1	89	12	12%	102
MONTEFIORE MEDICAL CENTER LABORATORIES - MOSES		93	9	9%	102
HOBDAIR FAMILY HEALTH LLC		71	31	30%	102
ARDEN COURTS OF TAMPA		101			101
EAST NEW YORK DIAGNOSTIC AND TREATMENT		96	5	5%	101
WOOD LAKE HEALTH AND REHABILITATION CENTER		100			100
HEALTH CARE DISTRICT OF PALM BEACH COUNTY	1	10	89	89%	100
RESEARCH CENTERS OF AMERICA, LLC		80	20	20%	100
Consulate Health Care of Port Charlotte		98	2	2%	100
MD 365 MEDICAL CARE		98	1	1%	99
CENTRAL FLORIDA HEALTH CARE		47	52	53%	99
SONATA COCONUT CREEK	1	83	15	15%	99
NAVY HOSPITAL			99	100%	99
PROMPT CARE OF CENTRAL FLORIDA			99	100%	99
WHITE-WILSON MEDICAL CENTER - FORT WALTON BEACH		95	4	4%	99
MG PORT CHARLOTTE II SUBTENANT LLC		88	11	11%	99
WALGREENS 3173		88	11	11%	99
TRADITION MEDICAL CENTER LABORATORY		48	50	51%	98
ADVENT HEALTH CENTRA CARE - HUNTERS CREEK	3	53	42	43%	98
URINEGOODHANDS LLC		96	2	2%	98
ISLAND URGENT CARE PLLC DBA AFC URGENT CARE		97	1	1%	98
AMERICAN HOUSE-BONITA SPRINGS		97	1	1%	98
LCS SANDHILL COVE LLC DBA	3	91	4	4%	98
PLAZA OF HALLANDALE BEACH		98			98
SEMINOLE COUNTY HEALTH DEPARTMENT		79	19	19%	98
KINDRED HOSPITAL THE PALM BEACHES		94	4	4%	98

# COVID-19: testing by laboratory

Data through Jan 16, 2021 verified as of Jan 17, 2021 at 09:25 AM

Data in this report are provisional and subject to change.

The numbers in the table below represent the number of Florida and non-Florida residents for whom test results were received by the Department of Health. A person can be tested by more than one laboratory and can have both positive and negative results. **Therefore, the sum of the numbers in each column will be larger than the total number of people tested.**

Reporting lab	Inconclusive	Negative	Positive	Percent positive	Total
ARDEN COURTS OF DELRAY BEACH FL LLC	2	95	1	1%	98
ADVANCED MEDICAL OF NAPLES LLC		46	52	53%	98
FLORIDA COMMUNITY HEALTH CENTERS INC			98	100%	98
NOVARI CARE LLC		70	27	28%	97
HEALTH CENTERS AT BRENTWOOD		96	1	1%	97
ADVENT HEALTH CENTRA CARE - APOPKA NORTH		71	26	27%	97
PEDIATRIC ASSOCIATES ORLANDO		82	14	15%	96
GLOBAL CENTRAL LABS AT PPD	2	87	7	7%	96
DOLPHIN POINTE HEALTH CARE LLC		82	14	15%	96
ADVENTHEALTH CENTRA CARE WINTER HAVEN		3	93	97%	96
HUNT CLUB PEDIATRIC ASSOCIATES PA		51	45	47%	96
PINELLAS CARE CENTER		69	27	28%	96
BAYSHORE MEMORY CARE		96			96
THE TERRACE OF KISSIMMEE		80	15	16%	95
DEVANSH LAB WERKS INC		79	16	17%	95
WHITE PLAINS HOSPITAL CENTER LAB		92	3	3%	95
VISTA MANOR		92	3	3%	95
ARBOR TRAIL		77	18	19%	95
NO FLORIDA PEDIATRICS, PA - BRADFORD		80	15	16%	95
CROSS CITY REHABILITATION AND HEALTH CARE CENTER		72	23	24%	95
WESTCHESTER MEDICAL CENTER		93	2	2%	95
Courtyards of Orlando Care Center		89	6	6%	95
ADVENT HEALTH CENTRA CARE - KISSIMMEE		61	34	36%	95
THE COURTYARD ASSISTED LIVING		91	4	4%	95
BROWARD HEALTH CORAL SPRINGS EPIDEMIOLOGY DEPT		1	94	99%	95
IQBAL A FARUQUI MD		74	21	22%	95
DIAGNOSTIC SOLUTIONS		3	91	97%	94
PEDIATRIC SPECIALISTS MEDICAL GROUP	1	84	9	10%	94
TGH URGENT CARE - SEMINOLE			94	100%	94
UNIVERSITY HEALTH SYSTEM INC		84	10	11%	94
ARDEN COURTS OF FORT MYERS		92	2	2%	94
ARCPPOINT LABS OF SARASOTA MANATEE		29	65	69%	94
OAKS OF KISSIMMEE HEALTH AND REHABILITATION CENTER		94			94
VILLAGE PEDIATRICS LLC		74	20	21%	94
PICH KTM CORP DBA MEDTOWN PHARMACY		79	15	16%	94
CABANA AT JENSEN DUNES, THE		93			93
AFTER HOURS PEDIATRICS INC	1	1	91	98%	93
SIGNATURE HEALTHCARE OF PORT CHARLOTTE		86	7	8%	93
CHARLES CROFT MD	1	91	1	1%	93
AYERS HEALTH & REHABILITATION CENTER		90	3	3%	93
VITAS HEALTHCARE CORPORATION		92	1	1%	93
NADAL PEDIATRICS		82	11	12%	93
WELLOW URGENT CARE PC		93			93
MARKET STREET VIERA		92	1	1%	93
CARENOW URGENT CARE - LAKE MARY			93	100%	93
GEORGIA DEPARTMENT OF PUBLIC HEALTH		1	91	99%	92

# COVID-19: testing by laboratory

Data through Jan 16, 2021 verified as of Jan 17, 2021 at 09:25 AM

Data in this report are provisional and subject to change.

The numbers in the table below represent the number of Florida and non-Florida residents for whom test results were received by the Department of Health. A person can be tested by more than one laboratory and can have both positive and negative results. **Therefore, the sum of the numbers in each column will be larger than the total number of people tested.**

Reporting lab	Inconclusive	Negative	Positive	Percent positive	Total
CLEVELAND CLINIC FOUNDATION		12	80	87%	92
North Lake Care Center		91	1	1%	92
PANAMA PHARMACY	3	76	13	14%	92
CRANE CENTER		67	25	27%	92
SOUTH BALDWIN MEDICAL CENTER GULF SHORES		72	20	22%	92
PHYSICIAN PARTNERS PERRY		45	47	51%	92
HURLBURT FIELD CLINIC		39	52	57%	91
ST MARK ASSISTED LIVING CENTER	1	79	11	12%	91
FINNISH AMERICAN REST HOME-ALF		89	2	2%	91
HERON CLUB AT PRESTANCIA		89	2	2%	91
KEYS MEDICAL GROUP			90	100%	90
Avante at Melbourne		90			90
ADVENT HEALTH CENTRA CARE - WATERMAN		78	12	13%	90
KALEIDA HEALTH CENTER FOR LABORATORY		83	6	7%	89
CITRUS MEMORIAL HOSPITAL			89	100%	89
GOVERNOR'S CREEK HEALTH & REHABILITATION		87	1	1%	88
FAMILY EXPRESS URGENT CARE			88	100%	88
GULF COAST MEDICAL CENTER		85	3	3%	88
WELL HEALTH WORKS	1	84	3	3%	88
CITRUS MEMORIAL HEALTH SYSTEM LAB		2	86	98%	88
AVERO DIAGNOSTICS		64	24	27%	88
WALGREENS 6221		79	9	10%	88
VILLAS OF HOLLY BROOK - BRADENTON 14TH		87			87
KORGENE LAB	1	23	63	72%	87
FAWCETT MEMORIAL HOSPITAL LABORATORY			87	100%	87
ADVENT HEALTH - PALM HARBOR ER		64	23	26%	87
BRANDON HEALTH AND REHABILITATION CENTER	1	85	1	1%	87
PACIFIC ANALYTICS			87	100%	87
220 GOLDEN, LLC	1	73	13	15%	87
FLORIDA HEALTH CARE PLANS INC		1	86	99%	87
LATE HOURS URGENT CARE		50	37	43%	87
CLINICA HISPANA			86	100%	86
MAGNOLIA DIAGNOSTIC		2	84	98%	86
VIERA HOSPITAL			86	100%	86
DB MD		78	7	8%	85
VIPEDIATRICS PLLC		80	5	6%	85
JOHN KNOX VILLAGE OF FLORIDA ALF	1	82	2	2%	85
CARENOW LAKE MARY			85	100%	85
W. FRANK WELLS NURSING HOME		84	1	1%	85
JPR URGENT MEDICAL CARE		85			85
BIODESIX, INC.		65	20	24%	85
ADVENT HEALTH CENTRA CARE - SOUTH ORANGE		69	16	19%	85
FREEDOM INN AT TARPON SPRINGS		81	4	5%	85
FAMILY MEDICAL CARE OF PALM BEACH		41	44	52%	85
MIAMI SHORES NURSING & REHAB		85			85
PINES OF SARASOTA GARDEN		84			84

# COVID-19: testing by laboratory

Data through Jan 16, 2021 verified as of Jan 17, 2021 at 09:25 AM

Data in this report are provisional and subject to change.

The numbers in the table below represent the number of Florida and non-Florida residents for whom test results were received by the Department of Health. A person can be tested by more than one laboratory and can have both positive and negative results. **Therefore, the sum of the numbers in each column will be larger than the total number of people tested.**

Reporting lab	Inconclusive	Negative	Positive	Percent positive	Total
NAVARRE GARDENS LLC		61	23	27%	84
NITE LITE PEDIATRICS - JACKSONVILLE		76	8	10%	84
SUMMIT MEDICAL GROUP		75	9	11%	84
NSPIRE HEALTHCARE TAMARAC		80	4	5%	84
VITAS HEALTHCARE CORPORATION OF FLORIDA		82	2	2%	84
FLAGLER COUNTY DETENTION CENTER		82	2	2%	84
DOS OF NORTH SHORES NURSING & REHAB CENTER		83			83
LABCORP EMPLOYER SERVICES		82	1	1%	83
MACADAMS HOME HEALTH AGENCY		82	1	1%	83
QPS, LLC		81	2	2%	83
CLYDE E LASSEN STATE VETERANS NURSING HOME		59	24	29%	83
CONSULATE HEALTH CARE OF SARASOTA		83			83
CAREMOUNT MEDICAL - PATHOLOGY		80	3	4%	83
J FRANK AVEY MD		65	18	22%	83
CLEARWATER STATMED QUICK QUALITY CLINICS		36	47	57%	83
QUICK CARE MED PL CR		80	3	4%	83
Cross Landings Health and Rehabilitation		82			82
LAB		29	53	65%	82
MY CLINICAL LAB INC		17	65	79%	82
LIFE BRITE		71	11	13%	82
ALTAMONTE MD			82	100%	82
ZON BEACHSIDE LLC		65	17	21%	82
HOSPICE OF ST FRANCIS INC		79	3	4%	82
HEARTLAND PEDIATRICS OF LAKE PLACID PA		69	13	16%	82
THE PAVILION FOR HEALTH CARE		72	10	12%	82
NORTH FLORIDA SPINE AND WELLNESS		63	19	23%	82
RAINBOW PEDIATRIC CENTER PA		75	7	9%	82
MIDWAY PRIMARY CARE, LLC		79	2	2%	81
BIO-TECH CLINICAL LABORATORIES		41	40	49%	81
KINDRED HOSPITAL-BAY AREA-ST PETERSBURG LAB		78	3	4%	81
HARBORCHASE OF NAPLES		69	12	15%	81
RIDGEWOOD DIAGNOSTIC LABORATORY		77	4	5%	81
MAINSTREAM DIAGNOSTIC LABORATORY LLC		69	12	15%	81
VILLA MARIA WEST SKILLED NURSING FACILITY		74	6	8%	80
PALMS REHABILITATION AND HEALTHCARE CENTER		77	3	4%	80
PLANT CITY PEDIATRICS		71	9	11%	80
LAFAYETTE NURSING AND REHABILITATION CENTER		78	2	3%	80
FLORIDA ATLANTIC UNIVERSITY STUDENT HEALTH		64	16	20%	80
ARBOR GLEN AT ARBOR TRACE	2	70	8	10%	80
SONATA WEST		77	2	3%	79
ISLAND DOCTORS		8	71	90%	79
ADVENT HEALTH CENTRA CARE - POINCIANA		35	44	56%	79
VETERANS AFFAIRS MEDICAL CENTER - PALO ALTO		28	51	65%	79
CATHOLIC HEALTH SYSTEM DEPT LABORATORY		77	2	3%	79
EDGEWATER AT WATERMAN VILLAGE		78	1	1%	79
CBS LABS OF TAMPA LLC		3	76	96%	79

# COVID-19: testing by laboratory

Data through Jan 16, 2021 verified as of Jan 17, 2021 at 09:25 AM

Data in this report are provisional and subject to change.

The numbers in the table below represent the number of Florida and non-Florida residents for whom test results were received by the Department of Health. A person can be tested by more than one laboratory and can have both positive and negative results. **Therefore, the sum of the numbers in each column will be larger than the total number of people tested.**

Reporting lab	Inconclusive	Negative	Positive	Percent positive	Total
MIAMI BEACH COMMUNITY HEALTH CENTER		1	77	99%	78
MEMORY CARE OF NAPLES		78			78
TGH URGENT CARE - TYRONE		2	76	97%	78
LECONTE MEDICAL CENTER LAB		60	18	23%	78
BENTON HOUSE AT OAKLEAF		51	26	34%	77
ORANGE CITY NURSING AND REHAB		75	2	3%	77
LABFIRST - DEPARTMENT OF PATHOLOGY		74	3	4%	77
TRUE NORTH HEALTH NAVIGATION LLC DBA DISPATCHHEALTH	1	60	16	21%	77
PRIME HEALTH OF NORTH PORT LLC		72	5	6%	77
PLYMOUTH HOME FOR ADULTS, INC.	8	68	1	1%	77
CLINICAL PATHOLOGY ASSOCIATES-SONIC REFERENCE LAB		76			76
LAKE GIBSON VILLAGE, LLC		74	2	3%	76
DYNAMIC MEDICAL USA			76	100%	76
SUMMERFIELD EMERGENCY ROOM		56	20	26%	76
SOUTH GEORGIA MEDICAL CENTER		48	28	37%	76
NORTH PORT REHABILITATION AND NURSING CENTER		75	1	1%	76
WINDSOR REFLECTIONS		75	1	1%	76
CANOPY ON BERRYHILL, THE		48	28	37%	76
SUNCOAST URGENT CARE		49	27	36%	76
Madison Health and Rehabilitation Center		42	33	44%	75
ERIE COUNTY MEDICAL CTR CLINICAL LABS		71	4	5%	75
East Bay Rehabilitation Center		42	33	44%	75
HIGHLANDS MEDICAL CENTER		72	3	4%	75
LAKE MORTON PLAZA		72	3	4%	75
The Grove Health and Rehabilitation		54	21	28%	75
LABCORP RTP		31	44	59%	75
S-H THIRTY-FIVE OPCO- PORT ST LUCIE, LLC	1	74			75
ADVENTHEALTH EXPRESSCARE		45	30	40%	75
BALMORAL TENANT SERVICES INC	1	43	31	41%	75
STONY BROOK UNIVERSITY MEDICAL CENTER		64	11	15%	75
BOND CLINIC PA		43	32	43%	75
RITECARE MEDICAL CENTER		37	38	51%	75
PINELLAS COUNTY JAIL			75	100%	75
Crystal Health & Rehab Center		73	2	3%	75
ATRIUM AT LIBERTY PARK		71	4	5%	75
HAWKINS FAMILY MEDICINE LLC		40	34	46%	74
MOBILE PHYSICIAN SERVICES INC		67	7	9%	74
The Crossings		74			74
PEDIATRICS IN BREVARD PA- ROCKLEDGE		54	20	27%	74
NOAH CLINICAL LABORATORY		63	11	15%	74
HOLISTIC PEDIATRICS GROUP LLC		61	13	18%	74
Sandy Ridge Center for Rehabilitation and Healing		71	3	4%	74
PARK OF THE PALMS INC		74			74
WINDSOR OF LAKEWOOD RANCH,THE		74			74
SCOTT LAKE HEALTH AND REHABILITATION CENTER		71	2	3%	73
WALTON PLACE		73			73

# COVID-19: testing by laboratory

Data through Jan 16, 2021 verified as of Jan 17, 2021 at 09:25 AM

Data in this report are provisional and subject to change.

The numbers in the table below represent the number of Florida and non-Florida residents for whom test results were received by the Department of Health. A person can be tested by more than one laboratory and can have both positive and negative results. **Therefore, the sum of the numbers in each column will be larger than the total number of people tested.**

Reporting lab	Inconclusive	Negative	Positive	Percent positive	Total
HUNTSVILLE HOSPITAL LABORATORY		49	24	33%	73
Centre Pointe Health and Rehabilitation Center		67	6	8%	73
DEPARTMENT OF HEALTH BUREAU OF FAMILY		72	1	1%	73
CONSULATE HEALTH CARE – LAKE MARY		72	1	1%	73
SEMINOLE SPORTS AND FAMILY MEDICINE		65	8	11%	73
WHITE WILSON MEDICAL CENTER IMMEDIATE CARE		3	70	96%	73
BROWARD HEALTH MEDICAL CENTER		3	69	96%	72
HARBORCHASE OF VERO BEACH		65	7	10%	72
BROOKDALE OVIEDO		70	2	3%	72
TUSCAN ISLE CHAMPIONSGATE OP CO LLC		71	1	1%	72
HAVEN OF OUR LADY OF PEACE		72			72
LAUREL POINT CARE ACQUISITION LLC DBA SANDGATE GARDENS REHAB AND NURSI		67	5	7%	72
DOUGLAS T JACOBSON STATE VETERANS HOME		71			71
ADVANCED LAB		67	4	6%	71
MICRO PATH LABORATORIES INC		69	2	3%	71
RIVERSIDE RECOVERY OF TAMPA		70	1	1%	71
WINDSOR OAKS		70	1	1%	71
PROMEDICA LABORATORIES		21	50	70%	71
SEVEN HILLS HEALTH AND REHABILITATION CENTER		55	16	23%	71
AMMON LABS		61	10	14%	71
HEALTH FIRST - PALM BAY HOSPITAL		2	69	97%	71
GRAND OAKS OF JENSEN BEACH LLC		71			71
STERLING HOUSE OF TALLAHASSEE	3	62	6	8%	71
KINDRED HOSPITAL MELBOURNE		69	1	1%	70
NEW SMYRNA BEACH URGENT CARE			70	100%	70
SUNCOAST COMMUNITY HEALTH CENTERS PEDIATRICS		21	49	70%	70
Highlands Regional Hospital		63	7	10%	70
MEMORIAL MANOR		70			70
MINUTECLINIC DIAGNOSTIC OF SOUTH CAROLINA, LLC		63	7	10%	70
CENTRAL BALDWIN IMMEDIATE CARE & FAMILY PRACTICE		54	16	23%	70
LANDMARK, THE		36	33	48%	69
WESTWOOD NURSING & REHAB		48	21	30%	69
MD 365 MEDICAL CARE PLLC		69			69
SENIOR LIVING VII TAMPA LLC	1	59	9	13%	69
SIMED LABORATORY		57	12	17%	69
PARKSIDE INN	3	64	2	3%	69
SUMMIT AT VENICE	2	63	4	6%	69
SEA PINES REHABILITATION HOSPITAL		69			69
ANGELS DIAGNOSTIC GROUP		55	14	20%	69
USF HEALTH MORSANI CENTER		5	64	93%	69
MARTIN ACQUISITION 1 LLC DBA		58	11	16%	69
HERITAGE HEALTHCARE AND REHABILITATION CENTER		69			69
SUNCOAST OPTIMAL WELLNESS		23	45	66%	68
BROOKDALE FORT MYERS THE COLONY		64	4	6%	68
OAKHURST CENTER		65	3	4%	68
ADVENTHEALTH MEDICAL GROUP FAMILY MEDICINE AT		50	18	26%	68



# COVID-19: testing by laboratory

Data through Jan 16, 2021 verified as of Jan 17, 2021 at 09:25 AM

Data in this report are provisional and subject to change.

The numbers in the table below represent the number of Florida and non-Florida residents for whom test results were received by the Department of Health. A person can be tested by more than one laboratory and can have both positive and negative results. **Therefore, the sum of the numbers in each column will be larger than the total number of people tested.**

Reporting lab	Inconclusive	Negative	Positive	Percent positive	Total
RESTORE HEALTH URGENT CARE		22	46	68%	68
AEL- MEMPHIS		17	51	75%	68
DAYSRING SENIOR LIVING LLC		65	2	3%	67
QUICK CARE MED LLC	1	59	7	10%	67
MEDICATION ROOMS-CSU/CI NURSE STATION	1	59	7	10%	67
HUNTINGTON HOSPITAL LABORATORY		65	2	3%	67
WATERCREST ST LUCIE WEST	1	63	3	4%	67
LAB PLUS, LLC AT SAINT THOMAS WEST HOSPITAL		53	14	21%	67
MD LABS		40	27	40%	67
PLANTATION GENERAL HOSPITAL CLINICAL LAB		26	41	61%	67
VIERA DEL MAR HEALTH AND REHABILITATION CENTER		63	3	5%	66
POINTE, THE		64	2	3%	66
PALMS EDGE	1	61	4	6%	66
MEDEX MEDICAL EXPRESS OF PALATKA			66	100%	66
SUNSHINE GARDENS		66			66
ALTERNATIVE LIVING, INC DBA TWIN CITIES PAVILION		66			66
FIRSTCARE CLINIC		32	34	52%	66
ST VINCENT'S BIRMINGHAM		62	4	6%	66
KINDRED HOSPITAL NORTH FLORIDA	2	59	5	8%	66
ASSOCIATED CLINICAL LABORATORIES		59	7	11%	66
CRAIG BERGER MD PL D/B/A BAY AREA EYE INSTITUTE		66			66
CL BRUMBACK PRIMARY CARE CLINICS		16	49	75%	65
SAN JOSE SENIOR CARE LLC	1	43	21	32%	65
SONNIS PEDIATRICS PA		59	6	9%	65
AMERICAN FAMILY MEDICAL LLC		38	27	42%	65
ELLENTON PEDIATRICS PA		57	8	12%	65
WHITE WILSON MEDICAL CENTER PA - NAVARRE		1	64	98%	65
Mt Sinai Aventura			64	100%	64
OUT OF STATE		40	24	38%	64
STONY BROOK SOUTHAMPTON		63	1	2%	64
EISENHOWER ARMY MEDICAL CENTER		60	4	6%	64
A COUNTRY PLACE ASSISTED LIVING FACILITY		64			64
JOSEPH L MORSE GERIATRIC CENTER	2	59	3	5%	64
GV NAPLES OPCO, LLC		63	1	2%	64
OPPENHEIMER PLASTIC SURGERY LLC		60	4	6%	64
GENPATH			64	100%	64
WEST COAST FAMILY MEDICAL CARE		48	16	25%	64
ELMCROFT OF BELLA VITA		56	8	13%	64
EAST ALABAMA MEDICAL CENTER LABORATORY		54	10	16%	64
NEMOURS CHILDRENS PRIMARY CARE OVIEDO		51	13	20%	64
MED EXPRESS		6	58	91%	64
FLORIDA PEDIATRIC GROUP		27	36	57%	63
SUMMER VISTA ASSISTED LIVING		38	25	40%	63
MEDI CLINIC SARASOTA INC		62	1	2%	63
MINNESOTA TWINS		60	3	5%	63
ABSOLUTE GENOMICS		31	32	51%	63

# COVID-19: testing by laboratory

Data through Jan 16, 2021 verified as of Jan 17, 2021 at 09:25 AM

Data in this report are provisional and subject to change.

The numbers in the table below represent the number of Florida and non-Florida residents for whom test results were received by the Department of Health. A person can be tested by more than one laboratory and can have both positive and negative results. **Therefore, the sum of the numbers in each column will be larger than the total number of people tested.**

Reporting lab	Inconclusive	Negative	Positive	Percent positive	Total
HOSPICE OF THE TREASURE COAST		60	3	5%	63
WADSWORTH HEALTH CENTER		60	3	5%	63
APC PEDIATRICS AT RYE ROAD MEDICAL PARK		63			63
VIERA HEALTH AND REHABILITATION CENTER		62	1	2%	63
KINDRED HOSPITAL - SOUTH FLORIDA		63			63
F&T MEDICAL RESEARCH, INC		63			63
MAGNOLIA MEDICAL CLINIC		10	53	84%	63
ORLANDO LUTHERAN TOWERS ASSISTED LIVING		62			62
OVERLOOK HOSPITAL LABORATORY		57	5	8%	62
STUART LODGE LIVING LLC		42	20	32%	62
SEAVIEW NURSING AND REHABILITATION CENTER		62			62
EXACT SCIENCES LABORATORIES, LLC		15	47	76%	62
ADVENTHEALTH EXPRESS CARE AT WALGREENS 49TH STREET		46	15	25%	61
SUMMIT MEDICAL GROUP PA		56	5	8%	61
HOSPICE OF THE EMERALD COAST INC - PANAMA CITY	1	56	4	7%	61
MIAMI VA HEALTHCARE SYSTEM			61	100%	61
EC OPCO CARROLLWOOD LLC		55	6	10%	61
EMERALD COAST HOSPICE		60	1	2%	61
ST PETERSBURG PEDIATRICS-SEMINOLE BLVD		49	12	20%	61
OAK MANOR NURSING HOME		59	2	3%	61
WASHINGTON REHABILITATION AND NURSING CENTER		51	10	16%	61
NXGEN MDX		20	41	67%	61
BEACHES PEDIATRICS PA		58	3	5%	61
BOND CLINIC DR ELDEEB		35	26	43%	61
ISLAND COAST PEDIATRICS		56	5	8%	61
AMERICAN FAMILY MEDICAL		48	13	21%	61
BROWARD HEALTH MEDICAL CENTER CLINICAL LAB			60	100%	60
NORTH FLORIDA RETIREMENT VILLAGE		59	1	2%	60
MED COMP SCIENCES		1	59	98%	60
FLAGLER COLLEGE HEALTH SERVICES		43	17	28%	60
TWIN CREEKS ASSISTED LIVING & MEMORY CARE		57	3	5%	60
LAKELAND REGIONAL HEALTH		36	24	40%	60
A2Z DIAGNOSTICS		59	1	2%	60
HAWTHORN HOUSE		50	10	17%	60
EMBRY RIDDLE AERONAUTICAL UNIVERSITY HEALTH SERVICES			60	100%	60
BIOTECH		52	7	12%	59
CLERMONT URGENT CARE			59	100%	59
Stratford Court of Palm Harbor		50	9	15%	59
INTERNAL LAB		50	9	15%	59
TUSCAN ISLE OPERATING COMPANY LLC DBA		56	3	5%	59
BIG BOCA SMILES LLC		57	2	3%	59
RITECARE MED CTR H			59	100%	59
AVANTE AT OCALA INC		55	4	7%	59
CATHOLIC HEALTH SERVICES REGIONAL LAB		53	6	10%	59
MILLENIUIM PHYSICIANS GROUP		1	58	98%	59
CENTRA CARE POINCIANA	1	45	13	22%	59

# COVID-19: testing by laboratory

Data through Jan 16, 2021 verified as of Jan 17, 2021 at 09:25 AM

Data in this report are provisional and subject to change.

The numbers in the table below represent the number of Florida and non-Florida residents for whom test results were received by the Department of Health. A person can be tested by more than one laboratory and can have both positive and negative results. **Therefore, the sum of the numbers in each column will be larger than the total number of people tested.**

Reporting lab	Inconclusive	Negative	Positive	Percent positive	Total
AFC PHYSICIANS OF FLORIDA PA		24	34	59%	58
EXPERTUS LABORATORIES INC		24	34	59%	58
REGENTS PARK OF BOCA RATON		56	2	3%	58
THE CANOPY AT BERRYHILL		58			58
CENTRAL FLORIDA HEALTHCARE GROUP LLC		48	10	17%	58
ASHRAF MEDICAL GROUP PLLC DBA PULSE MD		57	1	2%	58
ALTAMONTE PEDIATRIC ASSOCIATES		31	27	47%	58
Margate Health and Rehabilitation Center		56	2	3%	58
LENOX HILL HOSPITAL		52	6	10%	58
PUBLIC SQUARE PHARMACY LLC		43	14	25%	57
NORTH SHORE UNIVERSITY HOSPITAL LABORATORY		51	6	11%	57
MALCOM RANDALL DEPT OF VAMC			57	100%	57
ALZHEIMERS CARE CENTER OF VIERA LTD		37	20	35%	57
ASCENSION SACRED HEART BAY LABORATORY		54	3	5%	57
KAPG FLEMING ISLAND SENIOR HOUSING OPCO LLC	1	56			57
PALM BAY URGENT CARE		28	29	51%	57
CENTURY CENTER FOR REHABILITATION & HEALING		41	16	28%	57
HORIZON ALF		55	1	2%	56
BAPTIST HEALTH SOUTH FLORIDA - WEST BOCA URGENT CARE		34	22	39%	56
FHMG LAKE MARY PEDS		45	11	20%	56
LAKELAND REGIONAL HEALTH LAKE MIRIAM		24	32	57%	56
RARITAN BAY PERTH AMBOY		51	5	9%	56
TIFFANY HALL NURSING AND REHAB		44	12	21%	56
VETERANS AFFAIRS MEDICAL CENTER - GULF COAST		27	29	52%	56
ARBOR TERRACE SAN JOSE LLC	3	52	1	2%	56
EAGLES WATCH CLUSTER		47	9	16%	56
DELAND WELLNESS CENTER			56	100%	56
JERICO URGENT CARE		53	3	5%	56
MCW MENTAL HEALTH LLC		54	2	4%	56
PORT CHARLOTTE REHABILITATION CENTER		47	9	16%	56
Peninsula Care and Rehab		52	4	7%	56
CENTRA CARE - CONWAY		21	34	62%	55
PANCARE HEALTH GULF COUNTY		40	15	27%	55
PREMIER MEDICAL ASSOCIATES ALL FLORIDA LLC		54	1	2%	55
SONATA HUNTERS CREEK		47	8	15%	55
INDIGO MANOR		22	33	60%	55
CERTUS MTD OPCP LLC		52	2	4%	54
ROSECASTLE AT DELANEY CREEK		53	1	2%	54
ST. CLOUD MEDICAL GROUP		54			54
CLERMONT HEALTH AND REHAB		40	14	26%	54
ADVENT HEALTH - PALM COAST		1	53	98%	54
STEINHATCHEE FAMILY MEDICAL CENTER	1	47	6	11%	54
UNITED LABORATORY SERVICES CORPORATION		38	16	30%	54
STEWART SEBASTIAN RIVER MEDICAL CENTER		27	27	50%	54
WILSON MEMORIAL REGIONAL MEDICAL CENTER		51	3	6%	54
SARASOTA CO. HEALTH DEPT # 58		40	14	26%	54

# COVID-19: testing by laboratory

Data through Jan 16, 2021 verified as of Jan 17, 2021 at 09:25 AM

Data in this report are provisional and subject to change.

The numbers in the table below represent the number of Florida and non-Florida residents for whom test results were received by the Department of Health. A person can be tested by more than one laboratory and can have both positive and negative results. **Therefore, the sum of the numbers in each column will be larger than the total number of people tested.**

Reporting lab	Inconclusive	Negative	Positive	Percent positive	Total
JUNIPER VILLAGE AT NAPLES		53	1	2%	54
HEALTHPOINT MED GRP OF THE EMERALD COAST LLC		38	15	28%	53
Osprey Point Nursing Center		51	2	4%	53
KENDALL REGIONAL MEDICAL CENTER LAB	3		50	94%	53
ROHR HOME		50	3	6%	53
ADVENTHEALTH EXPRESS CARE AT WALGREENS		38	15	28%	53
PRO HEALTH			53	100%	53
MINUTECLINIC DIAGNOSTIC OF TEXAS, LLC		46	7	13%	53
FLORIDA MEDICAL CLINIC LLC		34	19	36%	53
JACOBI MEDICAL CENTER		50	3	6%	53
MENTAL HEALTH CARE INC		44	9	17%	53
BAPTIST MEDICAL CENTER SOUTH		38	15	28%	53
IMA MEDICAL GROUP		28	25	47%	53
NITE LITE PEDIATRICS - PORT ST. LUCIE		43	9	17%	52
WALGREENS 9627		47	5	10%	52
BIOREFERENCE LABORATORIES		3	49	94%	52
SNH BRFL TENANT LLC	2	50			52
ARBOR OAKS AT TYRONE	5	47			52
TUKA PEDIATRICS		7	45	87%	52
LAKE HOWELL FAMILY MEDICINE ASSOCIATES		44	8	15%	52
OKEECHOBEE URGENT CARE		17	35	67%	52
JUPITER MEDICAL CENTER URGENT CENTER		35	17	33%	52
ATMORE COMMUNITY HOSPITAL LABORATORY		33	19	37%	52
ST FRANCIS HOSPITAL		45	7	13%	52
PANCARE HEALTH - MALONE CLINIC		48	4	8%	52
ADVENT HEALTH		49	3	6%	52
INTERNAL MEDICINE SPECIALIST		46	6	12%	52
CORAL GABLES HOSPITAL			51	100%	51
SEMINOLE TRIBE OF FLORIDA		36	15	29%	51
ALEXANDER NININGER STATE VETERANS		51			51
GULFVIEW MEDICAL INSTITUTE		51			51
AVANTE ST CLOUD		48	3	6%	51
CHAMBREL AT ISLAND LAKE		50	1	2%	51
PHYSICIANS PRIMARY CARE OF SOUTHWEST FLORIDA		39	12	24%	51
APOLLOMDX LABS		29	22	43%	51
CLARE BRIDGE OF SARASOTA		50	1	2%	51
BioReference Laboratories, Inc		6	44	88%	50
COOPER FAMILY MEDICAL PLLC		36	14	28%	50
GATEWAY CARE CENTER		50			50
CHILDREN'S HOSPITAL OF ALABAMA		49	1	2%	50
SONATA BOCA RATON		48	2	4%	50
PRIMECARE AT TWIN LAKES			50	100%	50
PALM RIVER COMMUNITY HEALTH CENTER		45	5	10%	50
SOFT CELL LABORATORIES		45	4	8%	49
SUPERIOR RESIDENCES OF LECANTO		34	15	31%	49
Golfview Healthcare Center		49			49

# COVID-19: testing by laboratory

Data through Jan 16, 2021 verified as of Jan 17, 2021 at 09:25 AM

Data in this report are provisional and subject to change.

The numbers in the table below represent the number of Florida and non-Florida residents for whom test results were received by the Department of Health. A person can be tested by more than one laboratory and can have both positive and negative results. **Therefore, the sum of the numbers in each column will be larger than the total number of people tested.**

Reporting lab	Inconclusive	Negative	Positive	Percent positive	Total
FLORIDA HEALTH CARE		6	43	88%	49
USF		1	48	98%	49
ALLEGRO		47	2	4%	49
ALLIANCE PEDIATRICS		24	25	51%	49
ADVENT HEALTH CENTRA CARE - SAND LAKE		19	30	61%	49
GENEDX		36	13	27%	49
SAMFORD UNIVERSITY HEALTH SERVICES		48	1	2%	49
SOLARIS SENIOR LIVING NORTH NAPLES		48	1	2%	49
TRINITY AL SENIOR HOUSING LLC		44	4	8%	48
SARATOGA HOSPITAL LABORATORY		44	4	8%	48
NAPHCARE, INC AT MANATEE COUNTY JAIL		28	20	42%	48
PREMIER MEDICAL ASSOCIATES		46	2	4%	48
ADVENT HEALTH CENTRA CARE - EAST ORLANDO		21	27	56%	48
MED ONE AT SAINT AUGUSTINE		33	15	31%	48
RAINBOW PEDIATRICS PC LLC / BREAKFAST POINT		38	10	21%	48
COURTYARD GARDENS OF JUPITER		48			48
CAREMED INTERNAL MEDICINE		30	18	38%	48
INN AT THE FOUNTAINS, THE		34	14	29%	48
TROY REGIONAL MEDICAL CENTER		38	10	21%	48
NAPLES PEDIATRICS INC		43	5	10%	48
COOPER FAMILY MEDICAL, PLLC		39	9	19%	48
BAY CENTER HURRICANE SHELTER		48			48
BIOIQ			48	100%	48
HERNANDO COUNTY FIRE RESCUE DISTRICT		23	25	52%	48
BARRY UNIVERSITY STUDENT HEALTH SERVICES		37	11	23%	48
TRADITIONAL HOME HEALTH OF PALM BEACH INC		47			47
MINUTECLINIC DIAGNOSTIC OF OHIO LLC		34	13	28%	47
NORTH VISTA HOSPITAL LABORATORY		36	11	23%	47
INTERLAB		1	46	98%	47
LUTHERAN HAVEN ASSISTED LIVING		47			47
FINLAY CLINICAL LABORATORY		20	27	57%	47
GREENLEAF ALF		46	1	2%	47
LAKE CITY VA MEDICAL CENTER			47	100%	47
PEDIATRIC CARE CENTER- JACKSONVILLE BEACH		19	28	60%	47
EMERALD COAST BEHAVIORAL HOSPITAL		45	2	4%	47
NAVARRE GARDENS		41	6	13%	47
DOH		23	24	51%	47
JACKSON COUNTY HEALTH DEPARTMENT		20	26	57%	46
CAPE REGIONAL MEDICAL CENTER		44	2	4%	46
EAST MANATEE FAMILY	1	1	44	96%	46
PENNSYLVANIA DEPT OF HEALTH		20	26	57%	46
PREMIER PLACE HEALTHCARE AT THE GLENVIEW		46			46
GRAND OAKS OF PALM CITY LLC	1	39	6	13%	46
ARDEN COURTS OF SEMINOLE		45	1	2%	46
MARQUIS LABS, LLC		46			46
H LEE MOFFITT CANCER CENTER MICRO		46			46

# COVID-19: testing by laboratory

Data through Jan 16, 2021 verified as of Jan 17, 2021 at 09:25 AM

Data in this report are provisional and subject to change.

The numbers in the table below represent the number of Florida and non-Florida residents for whom test results were received by the Department of Health. A person can be tested by more than one laboratory and can have both positive and negative results. **Therefore, the sum of the numbers in each column will be larger than the total number of people tested.**

Reporting lab	Inconclusive	Negative	Positive	Percent positive	Total
COLLIER BLVD HMA PHYSICIAN MANAGEMENT LLC		46			46
POPLAR HEALTHCARE PLLC	1	11	34	74%	46
PALM BAY PEDIATRICS		34	12	26%	46
SOUTHEAST ALABAMA MEDICAL CENTER			46	100%	46
HARTFORD HEALTH SERVICES LLC		46			46
ST PETERSBURG PEDIATRICS-EAST BAY		36	10	22%	46
ST PETERSBURG PEDIATRICS-PARK BLVD		34	11	24%	45
HARMONY CLINIC		1	44	98%	45
Summit Medical Group, Pa DbA Citymd		41	4	9%	45
GEORGE SAFRAN MD PC		40	5	11%	45
LITTLE NECK URGENT CARE		43	2	4%	45
UNIVERSITY OF CENTRAL FLORIDA HEALTH SERVICES		45			45
GOOD HEARTS COVID TESTING		8	37	82%	45
REDI-MED WALK-IN FAMILY CARE			45	100%	45
AFTER HOURS PEDIATRICS			45	100%	45
VALENCIA HOUSE ALF		45			45
FLORIDA DEPARTMENT OF HEALTH IN TAYLOR COUNTY		27	18	40%	45
SOUTHPORT SQUARE HARBOUR HEALTH		45			45
ADVENT HEALTH - MOUNT DORA		6	39	87%	45
GENESIS DERMATOLOGY		41	4	9%	45
BUECHELE DENTAL PA DBA CLERMONT FAMILY DENTISTRY		36	9	20%	45
ADVENT HEALTH MEDICAL GROUP OB GYN AT		39	6	13%	45
HEALTH FIRST - CAPE CANAVERAL HOSPITAL		1	44	98%	45
ROCHESTER GENERAL HOSPITAL LABORATORY		40	4	9%	44
ORCHID COVE AT DAYTONA		39	5	11%	44
VITAS HEALTHCARE CORP OF FLORIDA		44			44
PRECISION HEALTH SOLUTIONS LAB		9	35	80%	44
ALLIANCE OF PHYSICIANS AGAINST COVID-19			44	100%	44
The Ponce Therapy Care Center		42	2	5%	44
VISITING PHYSICIANS ASSOCIATION		40	4	9%	44
ADVENT HEALTH - LAKE MARY		36	8	18%	44
MOOSEHAVEN LIFE CARE CENTER		44			44
WILLOWBROOKE COURT AT ST ANDREWS ESTATES		40	4	9%	44
WINTER GARDEN REHAB AND NURSING CENTER		40	4	9%	44
L&S SENIOR CARE DBA ARCADIA OAKS	1	43			44
PEDIATRICS OF CENTRAL FLORIDA - SAINT CLOUD	2	40	2	5%	44
BAY PINES MEDICAL ASSOCIATES		1	43	98%	44
KAPG ST AUGUSTINE SENIOR HOUSING OPCO LLC		35	9	20%	44
ADVENTHEALTH MEDICAL GROUP PRIMARY CARE		43	1	2%	44
LAKE MARY KIDS CENTRA CARE		33	10	23%	43
CARDIOLOGY AND MEDICINE ASSOCIATES		33	10	23%	43
QUALITY URGENT CARE AND WELLNESS		31	12	28%	43
QUOTIENT SCIENCES			43	100%	43
SOMERBY OF SANTA ROSA BEACH		40	3	7%	43
CRESTVIEW URGENT CARE			43	100%	43
STUART URGENT CARE			43	100%	43

# COVID-19: testing by laboratory

Data through Jan 16, 2021 verified as of Jan 17, 2021 at 09:25 AM

Data in this report are provisional and subject to change.

The numbers in the table below represent the number of Florida and non-Florida residents for whom test results were received by the Department of Health. A person can be tested by more than one laboratory and can have both positive and negative results. **Therefore, the sum of the numbers in each column will be larger than the total number of people tested.**

Reporting lab	Inconclusive	Negative	Positive	Percent positive	Total
BURRY'S PHARMACY INC		25	18	42%	43
PATRICK AIR FORCE BASE		3	40	93%	43
BISHOP GRADY VILLAS		43			43
HOSPICE OF MARTIN & ST LUCIE, INC		43			43
BRANCH MEDICAL CLINIC			43	100%	43
Guardian Care Nursing and Rehabilitation Center		43			43
DAVID POSNACK JEWISH DAY SCHOOL		43			43
FAMILY EXTENDED CARE OF WINTER HAVEN		41	2	5%	43
UTAH CVS PHARMACY, LLC		40	2	5%	42
Atlantic Shore Nursing and Rehab		42			42
CENTRA CARE - APOPKA	1	2	39	93%	42
MOBILE DOC FL, LLC		29	13	31%	42
NORTH SHORE MEDICAL LABS	1	38	3	7%	42
PRINCETON VILLAGE		39	3	7%	42
PEDIATRIC SERVICES OF AMERICA INC		41	1	2%	42
SANIBEL INTERNAL MEDICINE, LLC		40	2	5%	42
NORTH FLORIDA MEDICAL CENTER		38	4	10%	42
CLINICAL LABORATORY		42			42
FLORIDA HOSPITAL		26	16	38%	42
GRAND ST PAUL CVS		42			42
MEDLOGIC LABORATORIES		3	39	93%	42
LAKE REGIONAL URGENT CARE		1	41	98%	42
WEST ISLIP URGENT CARE		40	2	5%	42
ARBOR TERRACE ORTEGA LLC		41			41
FLORIDA MEDICAL CLINIC PA		36	5	12%	41
MAIMONIDES-SHALOM ACADEMY, INC		40	1	2%	41
ADVENT HEALTH EXPRESS CARE		4	37	90%	41
PENSACOLA PEDIATRICS, PA		34	7	17%	41
FLORIDA HOSPITAL NEW SMYRNA		4	37	90%	41
VENICE REGIONAL MEDICAL CENTER BAYFRONT HEALTH		12	29	71%	41
FIRST CHOICE URGENT CARE		10	31	76%	41
PEDIATRICS OF CENTRAL FLORIDA KISSI		33	8	20%	41
BRONX LEBANON HOSPITAL-MEDICAL CENTER		37	4	10%	41
FHMG_CTR FOR SENIOR HEALTH		36	5	12%	41
QHC UPSTATE MEDICAL PC		34	7	17%	41
ROCKLEDGE REGIONAL MEDICAL CENTER		30	11	27%	41
TGH URGENT CARE POWERED BY FAST TRACK			41	100%	41
EGLIN AFB		9	32	78%	41
PANIRA HEALTHCARE CLINIC		1	40	98%	41
NEW YORK PRESBYTERIAN - QUEENS DIAGNOSTIC		39	1	3%	40
QUALITY URGENT CARE AND WELLNESS PL		26	14	35%	40
DOH-WEST PALM BEACH BRANCH LABORATORY		2	38	95%	40
FERN PARK DEVELOPMENTAL CENTER			40	100%	40
Citymd Of Toms River		35	5	13%	40
CLINICAL PATHOLOGY LABORATORIES, INC		40			40
CAPITAL REGIONAL MEDICAL CENTER		2	38	95%	40

# COVID-19: testing by laboratory

Data through Jan 16, 2021 verified as of Jan 17, 2021 at 09:25 AM

Data in this report are provisional and subject to change.

The numbers in the table below represent the number of Florida and non-Florida residents for whom test results were received by the Department of Health. A person can be tested by more than one laboratory and can have both positive and negative results. **Therefore, the sum of the numbers in each column will be larger than the total number of people tested.**

Reporting lab	Inconclusive	Negative	Positive	Percent positive	Total
NEOGENOMICS LABORATORIES INC		40			40
A PLUS PEDIATRICS		36	4	10%	40
PRIDE DIAGNOSTICS		24	16	40%	40
PACIFICA SENIOR LIVING OCALA		35	5	13%	40
UNIVERSITY OF WEST FLORIDA, THE		40			40
AU HEALTH		32	8	20%	40
NEXT MOLECULAR ANALYTICS		9	30	77%	39
FHMG- FLORIDA HOSPITAL MEDICAL GROUP		31	8	21%	39
CLINICAL RESEARCH SEQUENCING PLATFORM		8	31	79%	39
PHILLIPPE RIDGE		27	12	31%	39
MEDEX MEDICAL EXPRESS OF PALATKA LLC			39	100%	39
BOND AND STEELE CLINIC, PA		33	6	15%	39
BAY COUNTY JAIL ANNEX		34	5	13%	39
LOURDES HOSPITAL INC		37	2	5%	39
CEDAR CREEK AT KINGS BAY INC		39			39
LARA HEALTH AND WELLNESS CENTER LLC		39			39
JUNIPER VILLAGE AT CAPE CORAL		34	5	13%	39
ECOLAB GROUP		8	31	79%	39
URGENT CARE & WELLNESS CENTER		10	29	74%	39
GENTIVA HEALTH SERVICES CERTIFIED INC		36	3	8%	39
HIALEAH HOSPITAL RESPIRATORY DEPT			39	100%	39
D PEDIATRICS		38	1	3%	39
MISSION OAKS ASSISTED LIVING		36	2	5%	38
FLORIDA HEALTH CARE DELAND			38	100%	38
MOLECULAR DIAGNOSTICS		5	33	87%	38
MISIR DRUGS LLC		29	9	24%	38
INTERNAL MEDICINE ASSOCIATES PA		35	3	8%	38
BENTON HOUSE OF ST. JOHNS		36	2	5%	38
ADVENT HEALTH - LAKE WALES		28	10	26%	38
life Care Center of Melbourne		23	15	39%	38
KINDRED AT HOME		30	8	21%	38
UNIVERSITY OF ALABAMA		35	3	8%	38
HOMEWOOD RESIDENCE AT FREEDOM PLAZA		37	1	3%	38
Palms at Ponte Vedra Assisted Living and Memory Care		37	1	3%	38
BOND CLINIC, PA		9	29	76%	38
JUPITER MEDICAL CENTER URGENT CARE - STUART		23	15	39%	38
PONCE THERAPY CARE CENTER		34	3	8%	37
THE COLLIER AT NAPLES		36	1	3%	37
HOME CARE PHARMACY		37			37
FAMILY EXTENDED CARE OF SEBRING INC		35	2	5%	37
PANCARE HEALTH - JACKSON COUNTY		28	9	24%	37
HOLZER HEALTH CENTER		5	32	86%	37
HR SARASOTA OPERATOR LLC		25	12	32%	37
SH HERON EAST LLC		37			37
PATHOGENIUS LABORATORIES		30	7	19%	37
ERDOX		35	2	5%	37



# COVID-19: testing by laboratory

Data through Jan 16, 2021 verified as of Jan 17, 2021 at 09:25 AM

Data in this report are provisional and subject to change.

The numbers in the table below represent the number of Florida and non-Florida residents for whom test results were received by the Department of Health. A person can be tested by more than one laboratory and can have both positive and negative results. **Therefore, the sum of the numbers in each column will be larger than the total number of people tested.**

Reporting lab	Inconclusive	Negative	Positive	Percent positive	Total
ONE MILO		37			37
FLORIDA DEPARMENT OF HEALTH CLAY COUNTY		25	12	32%	37
TURNING POINT OF TAMPA		33	4	11%	37
AUTUMN OF SARASOTA		12	25	68%	37
BOULEVARD REHABILITATION CENTER		24	13	35%	37
AMERICAN HOUSE COCONUT POINT		34	3	8%	37
WOLFF CTR FOR CHILD & ADOLESCENT HEALTH PLLC,THE		24	12	33%	36
NORTHWELL HEALTH PLAINVIEW HOSPITAL LABORATORY		27	9	25%	36
BERNHARDT LABORATORIES	1	9	26	72%	36
CITYMD OF MANAHAWKIN		34	2	6%	36
PRACTICE MANAGEMENT OF AMERICA, INC.		7	29	81%	36
SACRED HEART HEALTH SYSTEM INC		24	12	33%	36
WALGREENS 2941		35	1	3%	36
BVL/LITTLE ANGEL PEDIATRICS		36			36
CENTRA CARE - LAKE NONA		3	33	92%	36
TITUSVILLE FAMILY PRACTICE		14	21	60%	35
ST CLOUD PHYSICIAN MANAGEMENT LLC DBA ST CLOUD		21	14	40%	35
BROOKDALE JENSEN BEACH		34	1	3%	35
WUESTHOFF MEMORIAL HOSPITAL			35	100%	35
EC OPCO PENSACOLA, LLC		35			35
IRL		4	31	89%	35
BAYSHORE PATHOLOGY CONSULTANTS PA		34	1	3%	35
P23 LABS		35			35
ALL MY KIDS PEDIATRICS INC		21	14	40%	35
MEDRITE URGENT CARE		25	10	29%	35
MINUTECLINIC DIAGNOSTIC OF NORTH CAROL		28	7	20%	35
BAYCARE HEALTH SYSTEMS		1	34	97%	35
ADVENT HEALTH - FISH MEMORIAL		2	33	94%	35
THOMAS INTERNAL MEDICINE		29	6	17%	35
PLAINVIEW URGENT CARE		33	2	6%	35
BROOKDALE COLONIAL PARK		34	1	3%	35
BEEHIVE HOMES OF GULF BREEZE		19	16	46%	35
THREE OAKS PHARMACY INC		33	2	6%	35
UNION MEDICAL CARE PLLC		35			35
University Hills health and Rehabilitation		26	9	26%	35
MEASE COUNTRYSIDE HOSPITAL			35	100%	35
TERRACE AT HOBE SOUND, THE	1	31	3	9%	35
FAST PACE MEDICAL CLINIC, PLLC		30	4	12%	34
WALGREENS 4915		32	2	6%	34
LIFESTREAM BEHAVIORIAL CENTER		17	17	50%	34
MICHAEL AKPEKE MD		25	9	26%	34
RASHDA ALBIBI M.D. P.A.		31	3	9%	34
CCRC @ SUNFLOWER LLC		31	3	9%	34
ADVENTIST HEALTH SYSTEM FLORIDA		26	8	24%	34
BARTON HEALTH ALLIANCE		2	32	94%	34
LEVY COUNTY DEPARTMENT OF HEALTH		25	9	26%	34

# COVID-19: testing by laboratory

Data through Jan 16, 2021 verified as of Jan 17, 2021 at 09:25 AM

Data in this report are provisional and subject to change.

The numbers in the table below represent the number of Florida and non-Florida residents for whom test results were received by the Department of Health. A person can be tested by more than one laboratory and can have both positive and negative results. **Therefore, the sum of the numbers in each column will be larger than the total number of people tested.**

Reporting lab	Inconclusive	Negative	Positive	Percent positive	Total
TUSCAN GARDENS OF DELRAY BEACH MANAGEMENT COMPANY,		34			34
INN AT ASTON GARDENS AT PELICAN POINTE,THE		34			34
MAUREEN OROURKE-FUTEY			34	100%	34
NORTHBROOK CENTER FOR□		33	1	3%	34
COLLIER HMA PHYSICIAN MANAGEMENT LLC		26	8	24%	34
NIGHT LITE PEDIATRICS CENTER LLC		8	26	76%	34
CARE CENTERS OF NASSAU		33	1	3%	34
PALM BAY HOSPITAL			34	100%	34
PARAMOUNT WALK-IN CLINIC		1	33	97%	34
LAKE WALES OPERATING GROUP LLC		32	2	6%	34
BETHESDA HEALTH URGENT CARE			34	100%	34
TAYLORVILLE FAMILY MEDICINE		27	7	21%	34
HERNANDO ENDOSCOPY AND SURGERY CENTER		26	8	24%	34
BIOFIRE		7	26	79%	33
REDI-MED WALK IN FAMILY CLINIC			33	100%	33
BOND CLINIC		3	30	91%	33
PRMG - EAST NAPLES		23	10	30%	33
MAINSTREET FAMILY URGENT CARE		1	32	97%	33
GREENRIDGE GROUP HOME	3	11	19	58%	33
DELCARE PA		27	6	18%	33
CITRUS COUNTY HEALTH DEPARTMENT		32	1	3%	33
METRO KNOXVILLE HMA		25	8	24%	33
NORTH FLORIDA PEDIATRICS		30	3	9%	33
Kensington Gardens		33			33
SANFORD MOBILE LAB PGA TOUR		32	1	3%	33
ACCURATE DIAGNOSTIC LAB		32	1	3%	33
MINUTE CLINIC INCORPORATE		27	6	18%	33
TREASURE COAST FORENSIC TREATMENT CTR		16	17	52%	33
AHSE ROP		32	1	3%	33
ADVANCED EMURGENT CARE		8	25	76%	33
LINCOLN DIAGNOSTIC LAB		32	1	3%	33
MINUTECLINIC DIAGNOSTIC		33			33
ST. MARYS MEDICAL CENTER		1	32	97%	33
AYERS NURSING AND REHABILITATION CENTER		33			33
SPRING MANOR ASSISTED LIVING		33			33
PERSONAL PEDIATRICS		28	4	13%	32
CENTRA CARE - DR. PHILLIPS		1	31	97%	32
MINUTECLINIC DIAGNOSTIC OF RHODE ISLAND, LLC #1544		31	1	3%	32
LINCOLN MEDICAL AND MENTAL HEALTH CENTER		30	2	6%	32
VETERAN AFFAIRS MEDICAL CENTER - JAMES J PETERS		30	2	6%	32
IPSUM DIAGNOSTICS		3	29	91%	32
ST AUGUSTINE PEDIATRIC ASSOC		30	2	6%	32
ISLAND URGENT CARE PLLC		32			32
VETERANS HOME			32	100%	32
MOOSEHAVEN HEALTH CENTER		12	20	63%	32
Heartland Health Care Center North Sarasota		18	14	44%	32

# COVID-19: testing by laboratory

Data through Jan 16, 2021 verified as of Jan 17, 2021 at 09:25 AM

Data in this report are provisional and subject to change.

The numbers in the table below represent the number of Florida and non-Florida residents for whom test results were received by the Department of Health. A person can be tested by more than one laboratory and can have both positive and negative results. **Therefore, the sum of the numbers in each column will be larger than the total number of people tested.**

Reporting lab	Inconclusive	Negative	Positive	Percent positive	Total
KINDRED HOSPITAL CENTRAL TAMPA BLOOD GAS	1	30	1	3%	32
ROSECASTLE OF JACKSONVILLE LLC		31	1	3%	32
JACKSON HEALTH SYSTEM		1	31	97%	32
NIGHT LITE PEDIATRICS URGENT CARE CENTER			32	100%	32
POARCH BANC CREEK INDIANS TRIBAL HEALTH DEPARTMENT			32	100%	32
CORNERSTONE MEDICAL CARE OF BRANDON PL		29	3	9%	32
VILLAGE ON THE ISLE□		27	5	16%	32
OPIS COQUINA CENTER		32			32
UNIVERSITY HOSPITAL		28	4	13%	32
RITE MEDICAL CARE PC		32			32
AZALEA TRACE PHYSICIAN SERVICES		32			32
JACKSONVILLE UNIVERSITY		29	3	9%	32
WESTMINSTER ST AUGUSTINE		32			32
BRIDGEVIEW CENTER LLC□		27	5	16%	32
PHYSICIAN ASSOCIATES LLC		26	6	19%	32
WILLISTON PEDIATRICS PA		18	13	42%	31
ESCAMBIA COUNTY JAIL		18	13	42%	31
PANCARE HEALTH - FREEPORT CLINIC SUITE B		27	4	13%	31
LabCorp L#09258130 M#09258125		12	19	61%	31
DISCOVERY COMMONS AT BRADENTON		31			31
REGENCY PARK ASSISTED LIVING FACILITY		29	2	6%	31
STETSON UNIVERSITY STUDENT HEALTH CENTER		3	28	90%	31
MINUTECLINIC DIAGNOSTIC OF SOUTH CARO		25	6	19%	31
VILLAGES REGIONAL HOSPITAL SURGERY CENTER LLC, THE		20	11	35%	31
MARIANNA HEALTH AND REHABILITATION CENTER		30	1	3%	31
COLLIER ANESTHESIA PAIN LLC		31			31
FELICIDAD MEDICAL CENTER			31	100%	31
S-H THIRTY FIVE OPCO - ORANGE CITY, LLC		22	9	29%	31
NORTH CENTRAL BRONX HOSPITAL		30	1	3%	31
Flagler Health and Rehabilitation		30	1	3%	31
IMA MEDICAL GROUP POINCIANA		14	17	55%	31
TRADITIONAL HOME CARE INC		30	1	3%	31
PENSACOLA DEVELOPMENTAL CENTER		14	16	53%	30
JENNIFER J CHIAVETTA-GRLSANTI DC		23	7	23%	30
CLINICLOUD, LLC			30	100%	30
STEWART MEDICAL GROUP, INC		21	9	30%	30
WESTWOOD NURSING AND REHABILITATION		28	2	7%	30
HIGHLANDS LAKE CENTER		27	3	10%	30
PHOSPHORUS DIAGNOSTICS		27	3	10%	30
MORTON PLANT			30	100%	30
CINNAMON COVE ALF		30			30
NEUROINTERNATIONAL SARASOTA		28	2	7%	30
Okeechobee Health Care Facility		16	14	47%	30
MINUTECLINIC DIAGNOSTIC OF NORTH CARO		27	3	10%	30
THE TERRACE AT IVY ACRES ALF		11	19	63%	30
SOUTHERN LABORATORY		6	24	80%	30

# COVID-19: testing by laboratory

Data through Jan 16, 2021 verified as of Jan 17, 2021 at 09:25 AM

Data in this report are provisional and subject to change.

The numbers in the table below represent the number of Florida and non-Florida residents for whom test results were received by the Department of Health. A person can be tested by more than one laboratory and can have both positive and negative results. **Therefore, the sum of the numbers in each column will be larger than the total number of people tested.**

Reporting lab	Inconclusive	Negative	Positive	Percent positive	Total
LORI MCAULIFFE MD PA		20	10	33%	30
HERITAGE WATERSIDE		27	3	10%	30
WAVE CREST HEALTH AND REHABILITATION CENTER		30			30
CALADIUM PEDIATRICS		28	2	7%	30
S-H THIRTY FIVE OPCO - LUTZ, LLC		29	1	3%	30
BAY REGIONAL URGENT CARE	1	17	12	40%	30
BELVEDERE COMMONS OF SUN CITY CENTER		30			30
AMEERAH LABS			30	100%	30
PECONIC BAY MEDICAL CENTER LABORATORY		24	6	20%	30
ADVENT HEALTH PRIMARY CARE PLUS, WINTER GARDEN		26	4	13%	30
LONGLEAF DIAGNOSTIC LABORATORIES		3	27	90%	30
LONG ISLAND JEWISH MED CTR		27	3	10%	30
NURSES HELPING HANDS INC ALF		29			29
WALGREENS 3145		26	3	10%	29
INNOVATION CLINICAL TRIALS, INC			29	100%	29
SUNTREE INTERNAL MEDICINE		29			29
Gabisa Medical LLC		29			29
SOS MOBILE MEDICAL CARE LLC		24	5	17%	29
ROYAL CARE OF AVON PARK		26	3	10%	29
ANDALUSIA HEALTH		14	15	52%	29
CSL PLASMA INC		7	22	76%	29
NEMOURS CHILDRENS CLINIC		22	7	24%	29
BROOKDALE CANOPY OAKS			29	100%	29
UNIV OF ROCHESTER-STRONG MEMORIAL HOSP		28	1	3%	29
RADIOLOGY ASSOCIATES OF VENICE AND ENGLEWOOD		28	1	3%	29
COMPREHENSIVE CHILDCARE		23	6	21%	29
FLORIDA DEPARTMENT OF HEALTH IN MONROE COUNTY		26	3	10%	29
PRO HEALTH HARMONY		29			29
P4CLINICAL	3	2	24	83%	29
MANORCARE AT LELY PALMS		27	2	7%	29
EVERLYWELL		16	13	45%	29
CAMPBELL URGENT CARE			29	100%	29
Consulate Health Care of Orange Park		27	2	7%	29
DESOTO PALMS ALF		29			29
EDEN AT CRESTVIEW		12	16	57%	28
CVS		2	26	93%	28
TOWERS HOME CARE		25	3	11%	28
ARIZONA DEPARTMENT OF HEALTH SERVICES			28	100%	28
CALHOUN COUNTY HEALTH DEPT		9	19	68%	28
CDR MAGUIRE INC	1	2	25	89%	28
PORT ST LUCIE HOSPITAL		25	3	11%	28
MENORAH HOUSE		27	1	4%	28
ACTIVE SENIOR LIVING		26	2	7%	28
CENTRAL FLORIDA PEDIATRICS		13	15	54%	28
DEVELOPMENTAL DISABILITIES DEFENDANT PROGRAM		27	1	4%	28
SOLARIS SENIOR LIVING OF MERRITT ISLAND		28			28

# COVID-19: testing by laboratory

Data through Jan 16, 2021 verified as of Jan 17, 2021 at 09:25 AM

Data in this report are provisional and subject to change.

The numbers in the table below represent the number of Florida and non-Florida residents for whom test results were received by the Department of Health. A person can be tested by more than one laboratory and can have both positive and negative results. **Therefore, the sum of the numbers in each column will be larger than the total number of people tested.**

Reporting lab	Inconclusive	Negative	Positive	Percent positive	Total
BONIFAY NURSING AND REHAB CENTER			28	100%	28
RENAISSANCE AT THE TERRACES		27	1	4%	28
HEALTH FIRST - VIERA HOSPITAL		1	27	96%	28
PALM GARDEN OF JACKSONVILLE		27	1	4%	28
UNION MEDICAL CARE		28			28
PUTNAM COUNTY SHERIFFS OFFICE		23	5	18%	28
LAKELAND NURSING AND REHABILITATION CENTER			28	100%	28
JEFFERSON COUNTY HEALTH DEPARTMENT-MONTICELLO		15	13	46%	28
MAKO MEDICAL		16	11	41%	27
Cleveland Clinic Laboratories		4	23	85%	27
MICHAEL J D'AMBROSE MD PA		25	2	7%	27
CDR MAGUIRE - MIAMI BEACH CC MISSION 17388		2	25	93%	27
EXPRESS CARE OF BELLEVIEW		27			27
MOBILE MEDICAL ASSOCIATES PL		9	18	67%	27
BAY COUNTY SHERIFFS OFFICE JAIL FACILITY		22	5	19%	27
SOUTHSIDE HOSPITAL NORTHWELL HEALTH LABORATORY		24	3	11%	27
GRAMERCY PARK URGENT CARE		26	1	4%	27
CONNECTICUT DEPARTMENT OF HEALTH		22	5	19%	27
HOLY NAME HOSPITAL LABORATORY		26	1	4%	27
RENAISSANCE SENIOR LIVING	1	26			27
SANTA BARBARA CARE CENTER		17	10	37%	27
CDC		17	10	37%	27
WEST		15	12	44%	27
MINUTE CLINIC LLC #2216		25	2	7%	27
UCLA HEALTHCARE CLINICAL LABS		23	4	15%	27
PREMISE HEALTH MIA			27	100%	27
SUNCOAST LABS			27	100%	27
ADVENT HEALTH CENTRA CARE LAKELAND		22	5	19%	27
OAKTREE HEALTHCARE			27	100%	27
KEY PRIMARY CARE			26	100%	26
PALM BEACH COUNTY FIRE RESCUE		24	2	8%	26
VI AT BENTLEY VILLAGE HOME CARE		26			26
TGH URGENT CARE - RIVERVIEW			26	100%	26
ADVENT HEALTH PARTIN SETTLEMENT HEALTH PARK		18	8	31%	26
PULMONARY SPECIALISTS OF THE PALM BEACHES		16	10	38%	26
GOLDEN POND COMMUNITIES		26			26
JAMAICA HOSPITAL MEDICAL CENTER		24	2	8%	26
WEST BROWARD CARE CENTER		24	2	8%	26
ADVENT HEALTH - DELTONA ER		10	16	62%	26
ROYAL PALM SENIOR RESIDENCE		26			26
UNIVERSITY MEDICAL CTR OF PRINCETON AT		24	2	8%	26
WALK IN MEDICAL URGENT CARE		26			26
MINUTECLINIC DIAGNOSTIC OF NEW JERSEY		21	5	19%	26
THE MINIER URGENT CARE		20	6	23%	26
PSL NAPLES BH OPERATIONS, LLC		26			26
TBI RESIDENTIAL SERVICES, INC.		15	11	42%	26

# COVID-19: testing by laboratory

Data through Jan 16, 2021 verified as of Jan 17, 2021 at 09:25 AM

Data in this report are provisional and subject to change.

The numbers in the table below represent the number of Florida and non-Florida residents for whom test results were received by the Department of Health. A person can be tested by more than one laboratory and can have both positive and negative results. **Therefore, the sum of the numbers in each column will be larger than the total number of people tested.**

Reporting lab	Inconclusive	Negative	Positive	Percent positive	Total
JUNO DERMATOLOGY LLC		22	4	15%	26
WALGREENS #10373		25	1	4%	26
PORT SAINT JOHN FAMILY PRACTICE		18	8	31%	26
CENTRA CARE - SAND LAKE		1	25	96%	26
WASHINGTON COUNTY HEALTH DEPARTMENT		14	12	46%	26
STATEN ISLAND UNIVERSITY HOSPITAL-POUCH		26			26
MONCRIEF ARMY HEALTH CLINIC			26	100%	26
LOOP PEDIATRICS		22	4	15%	26
BOCA BIOLISTIC REFERENCE LAB			25	100%	25
STAR CARE		23	2	8%	25
WOMENS CARE FLORIDA LABORATORY		25			25
RJ LEE GROUP	1	23	1	4%	25
MORTON PLANT HOSPITAL NURSING			25	100%	25
WELLMED AT NEW TAMPA		19	6	24%	25
AVALON PARK RETIREMENT RESIDENCE		24	1	4%	25
ARCPPOINT LABS OF FORT LAUDERDALE		25			25
FAMILY EXTENDED CARE OF PUNTA GORDA		25			25
HARBORCHASE OF WELLINGTON CROSSING		23	2	8%	25
MIDDLETOWN MEDICAL P C		16	9	36%	25
RIVERHEAD URGENT CARE		24	1	4%	25
EASTERN SHORE URGENT CARE		16	9	36%	25
ADVENT HEALTH CENTRA CARE - LAKE BUTLER BOULEVARD			25	100%	25
FHMG-FLORIDA HOSPITAL MEDICAL GROUP		20	5	20%	25
UNIPATH		18	7	28%	25
ST. CLOUD HOSPITAL		20	5	20%	25
SANITAS		4	21	84%	25
EAST HILL MEDICAL GROUP		17	8	32%	25
BULLS HEAD URGENT CARE		25			25
Lanier Rehab			25	100%	25
FAMILY CARE PARTNERS		15	10	40%	25
WEINBERG VILLAGE		24	1	4%	25
HAZELDEN FLORIDA		25			25
ADVENT HEALTH - LAKE MARY PEDIATRICS		16	9	36%	25
THE CHAPPEL GROUP RESEARCH		24			24
VILLAGES REHABILITATION AND NURSING CENTER		24			24
JOHN KNOX VILLAGE OF CENTRAL FLORIDA		20	4	17%	24
LAKE MARY - STIRLING CENTER SUITE 202			24	100%	24
PHYSICIANS PRIMARY CARE OF SW FLORIDA PL		24			24
WELLNOW URGENT CARE		23	1	4%	24
TRUGENX		1	23	96%	24
MADWAR		19	5	21%	24
MEDCOMP SCIENCES			24	100%	24
SENIOR HEALTH OF WINTER PARK DUNDEE		24			24
LABCORP BURLINGTON		8	16	67%	24
NIGHT LITE PEDIATRIC CENTER		10	14	58%	24
ABL MEDICAL CARE LLC			24	100%	24

# COVID-19: testing by laboratory

Data through Jan 16, 2021 verified as of Jan 17, 2021 at 09:25 AM

Data in this report are provisional and subject to change.

The numbers in the table below represent the number of Florida and non-Florida residents for whom test results were received by the Department of Health. A person can be tested by more than one laboratory and can have both positive and negative results. **Therefore, the sum of the numbers in each column will be larger than the total number of people tested.**

Reporting lab	Inconclusive	Negative	Positive	Percent positive	Total
AVENTIS BIO-SERVICES CTL		24			24
WESTMINSTER WOODS ON JULINGTON CREEK		22	2	8%	24
MINUTECLINIC DIAGNOSTIC OF RHODE ISLAND, LLC #212		24			24
TARPON BAYOU CENTER			24	100%	24
HENNEPIN COUNTY MEDICAL CENTER (HCMC)		13	11	46%	24
HERITAGE OAKS ASSISTED LIVING & MEMORY CARE		20	4	17%	24
BARNES HEALTHCARE OF FLORIDA LLC		23	1	4%	24
PROFESSIONAL URGENT CARE SERVICES		13	11	46%	24
FLAGLER HOSPITAL INC	2		22	92%	24
GIBBENS FAMILY MEDICAL, LLC		17	7	29%	24
VASSAR BROTHERS MEDICAL CENTER LABORATORY		23	1	4%	24
COURTYARDS OF ORLANDO		24			24
LABORATORY DYNAMICS		20	4	17%	24
PENSACOLA PEDIATRICS - PACE		16	7	30%	23
EMERITUS AT NAPLES	1	22			23
INSTITUTE OF PATHOLOGY KINGS COUNTY		23			23
THE RESIDENCE AT TIMBER PINES		23			23
ISLAND COAST PEDIATRICS PA		22	1	4%	23
PARK WEST MEDICAL CENTER		22	1	4%	23
STATE LAB		2	21	91%	23
THE TERRACE OF JACKSONVILLE		3	20	87%	23
COLORADO DEPARTMENT OF HEALTH LABORATORY SERVICES DIVISION			23	100%	23
UNIVERSITY HILLS HEALTH AND REHABILITATION CENTER		18	5	22%	23
NORTH FLORIDA PEDIATRICS - JACKSONVILLE		21	2	9%	23
UF HEALTH NORTH JACKSONVILLE			23	100%	23
MONTEFIORE NEW ROCHELLE HOSPITAL		22	1	4%	23
NOBLE SENIOR LIVING		3	20	87%	23
MED PLUS FLORENCE		19	4	17%	23
BARNETT PARK			23	100%	23
BROOKDALE PHILLIPPI CREEK			23	100%	23
THE COMMONWEALTH OF MASSACHUSETTS			23	100%	23
LABORATORY ALLIANCE OF CENTRAL NEW YORK		22	1	4%	23
MILLENNIUM PHYSICIAN GROUP LLC		19	4	17%	23
WUESTHOFF MEDICAL CENTER-MELBOURNE			23	100%	23
CROSSROADS URGENT CARE		14	9	39%	23
SAN CARLOS PHARMACY		21	2	9%	23
NEW JERSEY		22	1	4%	23
UR CARE FAMILY AND SPORTS MEDICINE			23	100%	23
WEST VOLUSIA FAMILY AND SPORTS MEDICINE		23			23
EGL GENETIC DIAGNOSTICS		1	22	96%	23
EASYCARE WALK-IN CLINIC		11	12	52%	23
PREMIER COMMUNITY HEALTHCARE GROUP INC		22	1	4%	23
COLONY CARE CENTER		14	9	39%	23
WIREGRASS CLINIC LLC		18	5	22%	23
SUNQUEST		3	20	87%	23
DUVAL PHARMACY		18	5	22%	23

# COVID-19: testing by laboratory

Data through Jan 16, 2021 verified as of Jan 17, 2021 at 09:25 AM

Data in this report are provisional and subject to change.

The numbers in the table below represent the number of Florida and non-Florida residents for whom test results were received by the Department of Health. A person can be tested by more than one laboratory and can have both positive and negative results. **Therefore, the sum of the numbers in each column will be larger than the total number of people tested.**

Reporting lab	Inconclusive	Negative	Positive	Percent positive	Total
THE WATERMARK AT VISTAWILLA		23			23
MADISON COUNTY MEMORIAL HOSP		12	11	48%	23
SAFARI PEDIATRICS PA		22	1	4%	23
FAST PACE MEDICAL CLINIC		20	2	9%	22
ALAN A SMITH MD LLC		21	1	5%	22
MAYO CLINIC JACKSONVILLE		1	21	95%	22
MADISON COUNTY MEMORIAL HOSPITAL LABORATORY		14	8	36%	22
FLORIDA DEPARTMENT OF HEALTH IN WALTON COUNTY		18	4	18%	22
RESIDENCE AT BAY VUE		21	1	5%	22
ROCKLEDEGE REGIONAL MEDICAL CENTER		17	5	23%	22
VETERANS AFFAIRS MEDICAL CENTER - NEW YORK HARBOR		21	1	5%	22
WARDE MEDICAL LABORATORY		15	7	32%	22
HEALTHPARK MEDICAL CENTER ABG LAB		21	1	5%	22
EBEIDS MD PEDIATRICS		19	3	14%	22
BRANDON COMMUNITY HEALTH CENTER		14	8	36%	22
GOOD SAMARITAN HOSPITAL LABORATORY		19	3	14%	22
CHILDREN'S MEDICAL CENTER			22	100%	22
LAKELAND REGIONAL HEALTH PABLO		21	1	5%	22
SUMTER PEDIATRICS		21	1	5%	22
ASHTON PLACE	2	16	4	18%	22
PANCARE HEALTH - BONIFAY K-8			22	100%	22
MOBILE DIVISION LABORATORY		7	15	68%	22
JOHNS HOPKINS CHILDREN'S HOSPITAL			22	100%	22
CHIPOLA MEDICAL ASSOCIATES		4	18	82%	22
DIACARTA INC.		22			22
UNION CHD		20	2	9%	22
BROOKDALE UNIVERSITY HOSPITAL		21	1	5%	22
APOLLO SURGERY CENTER		20	2	9%	22
TEN HEALTHCARE		6	16	73%	22
COASTAL SKIN SURGERY AND DERMATOLOGY		15	7	32%	22
MERCY MEDICAL URGENT CARE CENTER INC		3	19	86%	22
NORTH CAROLINA DEPARTMENT OF HEALTH & HUMAN SERVICES			22	100%	22
LAKEVIEW HEALTH CARE SYSTEMS		8	14	64%	22
BETHUNE-COOKMAN UNIVERSITY		4	18	82%	22
STAT ONE URGENT CARE CENTER			22	100%	22
WESTPAC LABS		1	21	95%	22
FIRST CHOICE PEDIATRICS LOOP		20	2	9%	22
GASTROENTEROLOGY ASSOCIATES OF PENSACOLA PA		20	2	9%	22
SARASOTA MEMORIAL NURSING & REHABILITATION CTR		22			22
FLORIDA PEDIATRICS		6	16	73%	22
TALLAHASSEE DEVELOPMENTAL CENTER□		22			22
BLISS HEALTHCARE SERVICES		7	15	68%	22
FINLAY C. LABORATORY		3	19	86%	22
SUNSHINE ASSISTED LIVING		21			21
NAPHCARE, INC.		11	10	48%	21
MINUTECLINIC DIAGNOSTIC OF KANSAS, PA		19	2	10%	21



# COVID-19: testing by laboratory

Data through Jan 16, 2021 verified as of Jan 17, 2021 at 09:25 AM

Data in this report are provisional and subject to change.

The numbers in the table below represent the number of Florida and non-Florida residents for whom test results were received by the Department of Health. A person can be tested by more than one laboratory and can have both positive and negative results. **Therefore, the sum of the numbers in each column will be larger than the total number of people tested.**

Reporting lab	Inconclusive	Negative	Positive	Percent positive	Total
SPANISH RIVER HIGH SCHOOL ESE		18	3	14%	21
PHYSICIANS CARE		18	3	14%	21
PRIME CARE ONE LLC/HARBORCHASE OF VENICE			21	100%	21
EPIC REFERENCE LABS INC			21	100%	21
HUNT CLUB PEDIATRIC ASSOCIATES LLC		19	2	10%	21
URGENT CARE USA			21	100%	21
STEWART MELBOURNE HOSPITAL			21	100%	21
INTERNATIONAL MEDICAL LABORATORY INC		21			21
ARDEN COURTS OF WINTER SPRINGS		18	3	14%	21
AMERICAN ESOTERIC LABORATORIES		6	15	71%	21
WINDERMERE MEDICAL CENTER		18	3	14%	21
MINUTE CLINIC DIAGNOSTIC OF SC, LLC #75		20	1	5%	21
PATHGROUP			21	100%	21
ST JUDE CHILDRENS RESEARCH HOSPITAL		21			21
CLINICAL PATHOLOGY LABORATORIES SOUTHEAST			21	100%	21
PROFESSIONAL PEDIATRICS		19	2	10%	21
PHYSICIANS STAT		2	19	90%	21
ALABAMA CLINICS		9	12	57%	21
MARION PEDIATRICS PA		16	5	24%	21
BROWARD HEALTH IMPERIAL POINT NURSING			21	100%	21
NICEVILLE URGENT CARE			21	100%	21
LUTHERAN HAVEN EXTENDED CONGREGATE CAR		21			21
AMMON ANALYTICAL LABORATORIES		18	3	14%	21
ST PETER'S BENDER LABORATORY		21			21
FAMILY CARE PARTNERS URGENT CARE LLC		15	6	29%	21
GREEN GABLES ASSISTED LIVING FACILITY		21			21
FLORIDA PEDIATRIC GROUP PA		19	2	10%	21
WEISS PEDIATRIC CARE LLC		14	7	33%	21
UPMC CHAUTAUQUA AT WCA LABORATORY		20	1	5%	21
ELAN SPANISH SPRINGS		4	17	81%	21
ROCKLEDGE FAMILY HEALTH			20	100%	20
ENGLEWOOD HOSPITAL AND MEDICAL CENTER		16	4	20%	20
NCHD		7	13	65%	20
HEALTHY MINORS, LLC.		20			20
SYNIVERSE WELLNESS CENTER		17	3	15%	20
REDITUS LABORATORIES			20	100%	20
SOUTHEASTERN OUTPATIENT SURGERY CENTER		19	1	5%	20
LAKE WORTH MANOR		19	1	5%	20
URGENT CARE CENTER			20	100%	20
NATIONAL MENTOR HEALTHCARE LLC			20	100%	20
ST PETERSBURG PEDIATRICS-SEMINOLE		17	3	15%	20
TGH MEDICAL GROUP LABORATORY CARROLLWOOD			20	100%	20
INTERCOASTAL MEDICAL GROUP			20	100%	20
CARENOW - DOWNTOWN NORTH GULCH		20			20
NOVANT HEALTH		15	5	25%	20
Wiregrass Rehabilitation Center and Nursing Home		20			20

# COVID-19: testing by laboratory

Data through Jan 16, 2021 verified as of Jan 17, 2021 at 09:25 AM

Data in this report are provisional and subject to change.

The numbers in the table below represent the number of Florida and non-Florida residents for whom test results were received by the Department of Health. A person can be tested by more than one laboratory and can have both positive and negative results. **Therefore, the sum of the numbers in each column will be larger than the total number of people tested.**

Reporting lab	Inconclusive	Negative	Positive	Percent positive	Total
MINUTECLINIC, LLC #08366		15	5	25%	20
BROOKWOOD BAPTIST MEDICAL CENTER		19	1	5%	20
MEDICAL EXPRESS CORP		18	2	10%	20
CONNECTDX		5	15	75%	20
POINT OF CARE CLINICS PRIMARY CARE		20			20
GARDENS HEALTH NH LLC		20			20
FLORIDA HOSPITAL LABS		11	9	45%	20
BAY PEDIATRICS PA		18	2	10%	20
LONG TERM CARE OF GULF BREEZE LLC		17	3	15%	20
PONCE PLAZA NURSING & REHAB CENTER		4	16	80%	20
LYSTER ACH FT RUCKER AL		17	3	15%	20
COUNTY OF LOS ANGELES			20	100%	20
MID FLORIDA PATHOLOGY LLC		19	1	5%	20
ADVENT HEALTH EXPRESS		9	11	55%	20
CL BRUMBACK PRIMARY CARE CLINIC LANTANA		2	18	90%	20
HEARTLAND HEALTHCARE AND REHAB CENTER			20	100%	20
CENTRAL FLORIDA HEALTH CARE INC		2	18	90%	20
GULFSIDE HOSPICE INC		17	3	15%	20
MINUTE CLINIC, LLC DBA MINUTECLINIC #4505		19	1	5%	20
PALMETTO PEDIATRICS			20	100%	20
HENDRY REGIONAL CORPORATE HEALTH			20	100%	20
GLEN COVE HOSPITAL		20			20
INTEGRATED REGIONAL LABORATORIES - LARGO			19	100%	19
STEWART MEDICAL GROUP INC			19	100%	19
DCH REGIONAL MEDICAL CENTER LABORATORY		18	1	5%	19
SEVEN RIVERS REGIONAL MEDICAL CENTER		5	14	74%	19
Kindred Hospital South Florida Hollywood SNU		18	1	5%	19
STONE WASH CLINICAL LABORATORIES		2	17	89%	19
PALMS MEDICAL GROUP - LAKE CITY WEST		3	16	84%	19
ELAN BUENA VISTA		13	6	32%	19
COMMUNITY MEDICAL CARE CENTER INC			19	100%	19
LAB INTERMARKET FACILITY LAB		1	18	95%	19
TOTAL ACCESS URGENT CARE			19	100%	19
MEDEXPRESS - BLOOMIN BRANDS		4	15	79%	19
MIAMI CLINICAL RESEARCH CORP			19	100%	19
PINES NURSING HOME		18	1	5%	19
NO NAME		8	11	58%	19
APOLLO HEALTH & REHABILITATION		14	5	26%	19
EMERGENCY PHYSICIANS MEDICAL CENTER LLC		10	9	47%	19
ASSISTED LIVING OF BROWARD		19			19
VIRTUA		15	4	21%	19
BAYVIEW MEDICAL		19			19
SAMIR EBEID MD		19			19
Summit Medical Group Westfield Lab		18	1	5%	19
ESOTERIX GENETIC LABORATORIES		16	3	16%	19
HUNTINGTON STATION URGENT CARE		18	1	5%	19

# COVID-19: testing by laboratory

Data through Jan 16, 2021 verified as of Jan 17, 2021 at 09:25 AM

Data in this report are provisional and subject to change.

The numbers in the table below represent the number of Florida and non-Florida residents for whom test results were received by the Department of Health. A person can be tested by more than one laboratory and can have both positive and negative results. **Therefore, the sum of the numbers in each column will be larger than the total number of people tested.**

Reporting lab	Inconclusive	Negative	Positive	Percent positive	Total
MAGNOLIA PEDIATRICS		2	17	89%	19
JEFFERSON K-12, A SOMERSET SCHOOL- CLINIC		16	3	16%	19
MED HEALTH SERVICES		18	1	5%	19
SHORE MEMORIAL HOSPITAL		16	3	16%	19
NANO HEALTH ASSOCIATES LLC		19			19
ADVENTHEALTH MEDICAL GROUP FAMILY MEDICINE		19			19
PENNSYLVANIA DEPARTMENT OF HEALTH BUREAU OF LABORATORIES			19	100%	19
81ST MEDICAL GROUP			19	100%	19
CANTON-POTSDAM HOSPITAL LABORATORY		19			19
LAKE PLACID HEALTH AND REHABILITATION			19	100%	19
ACCESS 365 URGENT CARE		7	12	63%	19
LIFE CARE CENTER OF JACKSONVILLE			19	100%	19
PANCARE HEALTH - BAY COUNTY - YOUNGSTOWN		17	2	11%	19
LONG BEACH URGENT CARE		18			18
FAMILY CARE CYPRESS CREEK		1	17	94%	18
LODGE HEALTH AND REHABILITATION CENTER, THE		17	1	6%	18
PRIMECARE OF DOTHAN-DALEVILLE CLINIC		14	4	22%	18
ESTATES MEDICAL CENTER		12	6	33%	18
OAKMONTE VILLAGE		17	1	6%	18
DALE MEDICAL CENTER		13	5	28%	18
MOORINGS PARK OAKSTONE AT GREY OAKS		17	1	6%	18
ASURANCE SCIENTIFIC LABORATORIES		18			18
MARTHA'S HOUSE & ASSISTED LIVING FACILITY		18			18
GENERAL INTERNAL MEDICINE MEDICAL CTR CLINIC		13	5	28%	18
ARTHREX MEDICAL CENTER		10	8	44%	18
CARESPOT OF NOCATEE			18	100%	18
XPRESS WELLNESS URGENT CARE			18	100%	18
HEALTH MED CENTERS		18			18
THE TRADITION OF THE PALM BEACHES		17	1	6%	18
MARATHON HEALTH FOR LIFE		16	2	11%	18
BROOKDALE OF SPRING HILL	1	17			18
JACKSON NORTH MEDICAL CENTER		2	16	89%	18
NORTH PINELLAS CHILDRENS MEDICAL CENTER			18	100%	18
MADISON CORE LABORATORIES		17	1	6%	18
CARE 4 U MANAGEMENT, INC			18	100%	18
ADVENTHEALTH EXPRESS CARE AT			18	100%	18
HOWARD BEACH URGENT CARE		18			18
HARBOUR ISLAND PEDIATRICS		12	6	33%	18
ADVENT HEALTH CENTRA CARE - LAKE BUENA VISTA			18	100%	18
DAVID LAWRENCE CENTER		15	3	17%	18
MARION COUNTY HEALTH DEPARTMENT		17	1	6%	18
MEDEXPRESS URGENT CARE - BLOOMINGTON		16	2	11%	18
DEPT OF VA MEDICAL CENTER - BAY PINES			18	100%	18
HARMONY HEALTH OPCO, LLC		15	3	17%	18
HARTFORD HOSPITAL ANCILLARY LAB		17	1	6%	18
CARDIOLOGY AND MEDICINE ASSOCIATES INC		18			18

# COVID-19: testing by laboratory

Data through Jan 16, 2021 verified as of Jan 17, 2021 at 09:25 AM

Data in this report are provisional and subject to change.

The numbers in the table below represent the number of Florida and non-Florida residents for whom test results were received by the Department of Health. A person can be tested by more than one laboratory and can have both positive and negative results. **Therefore, the sum of the numbers in each column will be larger than the total number of people tested.**

Reporting lab	Inconclusive	Negative	Positive	Percent positive	Total
UM MILLER SCHOOL OF MEDICINE			18	100%	18
CARESPOT		1	17	94%	18
FLORIDA COMMUNITY HEALTH CENTER OF ST. LUCIE		1	17	94%	18
SUMMIT MEDICAL GROUP - 75 E NORTHFIELD		16	2	11%	18
TOTAL RENAL LABORATORIES INC		13	5	28%	18
TIMBERLANE LODGE ALF	1	10	7	39%	18
STUART REHABILITATION AND HEALTHCARE		5	13	72%	18
TPCA CLINICAL LABORATORIES		15	3	17%	18
CLERMONT ADVENTHEALTH CENTRA CARE			18	100%	18
BOZEMAN HEALTH DEACONESS HOSPITAL		13	5	28%	18
FORT SANDERS REGIONAL LABORATORY		18			18
SOUTHCOR LABORATORY		2	16	89%	18
GOOD SAMARITAN SOCIETY OF DAYTONA		16	2	11%	18
SURFSIDE URGENT CARE		11	7	39%	18
UNIV OF NORTH ALABAMA HEALTH CENTER		18			18
WALGREEN EASTERN CO, INC		17			17
THE CANOPY AT HARPER LAKE	1		16	94%	17
MARCO DRUGS AND COMPOUNDING		13	4	24%	17
NEW YORK PRESBYTERIAN - ALLEN HOSPITAL		17			17
BAY BREEZE HEALTH AND REHABILITATION CENTER		9	8	47%	17
COMMONWEALTH OF MASSACHUSETTS			17	100%	17
PARKSIDE HEALTH AND REHABILITATION CENTER			17	100%	17
BIOREFERENCE LABORATORIES INC		3	14	82%	17
MD BEAUTY LABS, PA		16	1	6%	17
ST ELIZABETH MEDICAL CENTER LABORATORY		16	1	6%	17
BAHIA OAKS LODGE		16	1	6%	17
UVMMC MICROBIOLOGY		16	1	6%	17
ALL PEDIATRIC CARE			17	100%	17
TIFFANY LAKE CARE CENTERS INC		17			17
COAST MED URGENT CARE		16	1	6%	17
LONG TERM CARE OF JAY, LLC			17	100%	17
RESOLVE MOLECULAR DIAGNOSTICS		13	4	24%	17
ST. JUDES LABORATORIES		12	5	29%	17
JUPITER MEDICAL CENTER			17	100%	17
WALGREENS COVID-19		14	3	18%	17
KIVA AT CANTERBURY			17	100%	17
ASCENSION ST VINCENT'S PRIMARY CARE			17	100%	17
WINTER PARK FAMILY PRACTICE LLC		17			17
MID-FLORIDA PATHOLOGY, LLC		12	5	29%	17
URGENT FAMILY CARE INC		14	3	18%	17
URGENT CARE AT LONGWOOD			17	100%	17
ROSLYN URGENT CARE		17			17
MICHELLE S PAGE MD PA		17			17
CAPE CORAL HOSPITAL ABG LABORATORY		10	7	41%	17
Salerno Bay Health & Rehabilitation Center		13	4	24%	17
TENNESSEE DEPARTMENT OF HEALTH		13	4	24%	17

# COVID-19: testing by laboratory

Data through Jan 16, 2021 verified as of Jan 17, 2021 at 09:25 AM

Data in this report are provisional and subject to change.

The numbers in the table below represent the number of Florida and non-Florida residents for whom test results were received by the Department of Health. A person can be tested by more than one laboratory and can have both positive and negative results. **Therefore, the sum of the numbers in each column will be larger than the total number of people tested.**

Reporting lab	Inconclusive	Negative	Positive	Percent positive	Total
CONSOLIDATED LAB SERVICES		8	9	53%	17
HEALTHCARE NOW			17	100%	17
BAYCARE MEDICAL GROUP INC			17	100%	17
BRIDGEWAY HEALTH CLINICS INC			17	100%	17
MINUTECLINIC DIAGNOSTIC OF MICHIGAN		15	2	12%	17
MORNINGSIDE MANOR & VILLA ADULT CARE C		17			17
MICHIGAN DEPARTMENT OF HEALTH AND HUMAN SERVICES			17	100%	17
URGENT CARE WEST CLINIC		14	3	18%	17
SRMC AVALON		9	7	44%	16
URGENT CARE CLINIC OF LINCOLN		14	2	13%	16
FUNGAL REFERENCE LABORATORY		12	4	25%	16
REGENCY OAKS HEALTH CENTER		14	2	13%	16
XERA MED RESEARCH			16	100%	16
GRACE MEDICAL HOME		12	4	25%	16
ALL FLORIDA FAMILY & SPORTS MEDICINE		15	1	6%	16
FAST TRACK URGENT CARE CENTER - TYRONE			16	100%	16
KEYSTYLE LIVING LLC	1	15			16
PROFESSIONAL PARK PEDIATRICS PA			16	100%	16
HALIFAX HEALTH URGENT CARE		2	14	88%	16
HEALTH CENTRAL HOSPITAL			16	100%	16
BONIFAY NURSING AND REHABILITATION CENTER			16	100%	16
ADVENT HEALTH - ZEPHYRHILLS			16	100%	16
SHELBY BAPTIST MEDICAL CENTER		11	5	31%	16
BAY STREET PHARMACY		16			16
AMELIA ASSISTED LIVING FACILITY		16			16
INTERNAL MEDICINE ASSOCIATES & SPECIALTIES INC		15	1	6%	16
MD NOW MEDICAL CENTERS INC			16	100%	16
JOSEPH MIGNOGNA		13	3	19%	16
ST CATHERINE OF SIENA HOSPITAL		14	2	13%	16
BUREAU OF PUBLIC HEALTH		1	15	94%	16
REGENEX TAMPA BAY		14	2	13%	16
ROADS PEDIATRICS,LLC		14	2	13%	16
PINELLAS INTERNAL MEDICINE ASSOCIATES		15	1	6%	16
OKEECHOBEE HEALTHCARE FACILITY			16	100%	16
MINUTECLINIC DIAGNOSTIC OF NORTH CAROLINA		16			16
ERIC C MARSHAL MD, PC DBA MINUTECLINIC		15	1	6%	16
MD PLUS URGENT CARE, LLC			16	100%	16
CAREHERE LAKE SCHOOLS EMPLOYEE HEALTH CENTER		10	6	38%	16
MONROE COUNTY DETENTION CENTER			16	100%	16
ARCPPOINT LABS OF WEST PALM BEACH			16	100%	16
DARDEN WELLNESS CENTER		13	3	19%	16
MEDEXPRESS URGENT CARE LEWISBURG		15	1	6%	16
OCOE PEDIATRICS		13	3	19%	16
CAREHERE- LCS LEESBURG			16	100%	16
GROWING TOGETHER PEDIATRICS, LLC		12	4	25%	16
FORT CAROLINE GARDENS, INC		14	2	13%	16

# COVID-19: testing by laboratory

Data through Jan 16, 2021 verified as of Jan 17, 2021 at 09:25 AM

Data in this report are provisional and subject to change.

The numbers in the table below represent the number of Florida and non-Florida residents for whom test results were received by the Department of Health. A person can be tested by more than one laboratory and can have both positive and negative results. **Therefore, the sum of the numbers in each column will be larger than the total number of people tested.**

Reporting lab	Inconclusive	Negative	Positive	Percent positive	Total
COOPER HEALTHCARE		16			16
EXPRESS DOCS LLC			16	100%	16
HUNT CLUB MEDICAL		12	4	25%	16
MORRIS PARK URGENT CARE		13	3	19%	16
CRUCIAL CARE		10	6	38%	16
MILLENNIUM PHYSICIAN GRP LLC NAPLES PINE RIDGE			16	100%	16
PRO HEALTH FAMILY PHYSICIANS, NYSTROM		16			16
MARQUES PEDIATRICS			15	100%	15
GLEN OAKS URGENT CARE		15			15
NEWYORK-PRESBYTERIAN/ LAWRENCE HOSPITAL LABORATORY		13	2	13%	15
LIGHTHOUSE PEDIATRICS OF NAPLES		11	4	27%	15
Clearwater Center		7	8	53%	15
49D20452142PHYSICIAN OFFICE WAIVER MEDEXPRESS URGENT CARE - HARRISONBU		6	9	60%	15
MASSACHUSETTS GENERAL HOSPITAL		1	14	93%	15
HODGES CLUSTER		2	13	87%	15
TOTTENVILLE CIRCLE URGENT CARE		15			15
UAH STUDENT HEALTH CENTER		10	5	33%	15
CHILDRENS MEDICAL CENTER			15	100%	15
Baldwin Pediatrics		13	2	13%	15
REGENCY SQUARE MALL - SEARS		2	13	87%	15
FLORIDA ENDOSCOPY & SURGERY CTR LLC		15			15
HIGHLANDS URGENT CARE			15	100%	15
DIATHERIX		13	2	13%	15
JESSIE TRICE COMMUNITY HEALTH SYSTEM, INC		1	14	93%	15
FAMILY AND INTERNAL MEDICINE AT AVALON PARK		12	3	20%	15
RAINBOW PEDIATRICS		1	14	93%	15
SOUTH CAROLINA DEPT OF HEALTH AND ENVIRONMENT CONTROL		2	13	87%	15
EXPRESS FAMILY CARE LLC			15	100%	15
OLIVE BRANCH HEALTH AND REHABILITATION CENTER			15	100%	15
MEADOWCREST MOLECULAR DIAGNOSTICS, LLC			15	100%	15
WELLINGTON FAMILY PRACTICE		13	2	13%	15
CVS MINUTE CLINIC DIAGNOSTIC OF NORTH CAROL		13	2	13%	15
ORLANDO HEALTH		2	13	87%	15
ST PETERSBURG PEDIATRICS-MLK JUNIOR BLVD		13	2	13%	15
ADIRONDACK MEDICAL CENTER		15			15
FLORIDA ATLANTIC UNIVERSITY		13	2	13%	15
ST VINCENT'S AMBULATORY CARE INC DBA	2	11	2	13%	15
DEPT OF VA MED CENTE-WEST PALM BEACH			15	100%	15
VALLEY IMMEDIATE CARE		13	2	13%	15
TELEVISIT MALABAR PEDIATRICS		5	10	67%	15
HOLLEY-NAVARRE MEDICAL CLINIC		5	10	67%	15
ST VINCENT'S EAST		14	1	7%	15
MILTON 4707		15			15
PATHLINE			15	100%	15
BROOKDALE BRANDON	1	14			15
PANAMA CITY VITAS HOSPICE		15			15

# COVID-19: testing by laboratory

Data through Jan 16, 2021 verified as of Jan 17, 2021 at 09:25 AM

Data in this report are provisional and subject to change.

The numbers in the table below represent the number of Florida and non-Florida residents for whom test results were received by the Department of Health. A person can be tested by more than one laboratory and can have both positive and negative results. **Therefore, the sum of the numbers in each column will be larger than the total number of people tested.**

Reporting lab	Inconclusive	Negative	Positive	Percent positive	Total
BROOKDALE ST AUGUSTINE			15	100%	15
EASTLAKE PEDIATRICS - TRINITY		15			15
HELIX DIAGNOSTICS			15	100%	15
Z UROLOGY		15			15
ROWLETT MIDDLE ACADEMY		13	2	13%	15
FAMILY CARE CENTER OF ARLINGTON		10	5	33%	15
SPEARHEAD MEDICAL			15	100%	15
NOVANT HEALTH GOHEALTH URGENT CARE-HARRISBURG		8	7	47%	15
Bon Secours Maria Manor		11	4	27%	15
KEY WEST MEDICAL CENTER	1	14			15
Sovereign Laboratory Services, LLC		14	1	7%	15
AURORA DIAGNOSTICS		3	12	80%	15
SINAI HOSPITAL OF BALTIMORE		15			15
ADVENTHEALTH MEDICAL GROUP FAMILY & INTERNAL		8	6	43%	14
BOCA SIMON		2	12	86%	14
MINUTE CLINIC DIAGNOSTIC OF NEW JERSEY		14			14
BVL PEDIATRICS		14			14
WALK IN URGENT CARE			14	100%	14
STATEN ISLAND UNIVERSITY HOSPITAL		13	1	7%	14
POLK CHD BARTOW		13	1	7%	14
BAPTIST MEDICAL CENTER EAST		11	3	21%	14
FLORIDA HOSPITAL WINTER GARDEN		13	1	7%	14
ST JOSEPH HOSPITAL		13	1	7%	14
PRATTVILLE BAPTIST HOSPITAL		11	3	21%	14
BAYLOR GENETICS		6	8	57%	14
WELLMED AT LAKE COPELAND		8	6	43%	14
Consulate Health Care of Jacksonville			14	100%	14
OPTUMCARE SOUTH FLORIDA, LLC		10	4	29%	14
CLEVELAND CLINIC			14	100%	14
WINSHIPS PHARMACY INC		14			14
ADVANCED URGENT CARE		12	2	14%	14
BIO-TECH CLINICAL LABORATORIES INC		14			14
ASTORIA HEALTH AND REHABILITATION CENTER		13	1	7%	14
BENTON HOUSE OF PORT ORANGE		8	6	43%	14
MEDEXPRESS URGENT CARE, MOON TOWNSHIP		13	1	7%	14
TRINITY MEDICAL ASSOCIATES LLC			14	100%	14
ROBERT H JENKINS JR VETERANS' DOMICILIARY HOME OF		11	3	21%	14
OCEANSIDE URGENT CARE		14			14
NEW YORK METHODIST HOSPITAL		13	1	7%	14
Belleair Healthcare Center		8	6	43%	14
ALAN L MELOTEK MD		14			14
MEDEMERGE		13	1	7%	14
HOLIDAY MEDICAL ASSOCIATES		1	13	93%	14
NORTHWESTERN MEMORIAL HOSPITAL			14	100%	14
ST JOHNS COUNTY DETENTION CENTER		14			14
SOUTHEASTERN UNIVERSITY INC		14			14

# COVID-19: testing by laboratory

Data through Jan 16, 2021 verified as of Jan 17, 2021 at 09:25 AM

Data in this report are provisional and subject to change.

The numbers in the table below represent the number of Florida and non-Florida residents for whom test results were received by the Department of Health. A person can be tested by more than one laboratory and can have both positive and negative results. **Therefore, the sum of the numbers in each column will be larger than the total number of people tested.**

Reporting lab	Inconclusive	Negative	Positive	Percent positive	Total
ALBIBI		1	13	93%	14
AUBURN COMMUNITY HOSPITAL		12	2	14%	14
ROBERT WOOD JOHNSON UNIVERSITY HOSP		12	2	14%	14
Wesley Place on Honeysuckle		12	2	14%	14
OSCEOLA ALF OPERATOR, LLC DBA□		14			14
IMA MEDICAL CENTER		5	9	64%	14
BAPTIST PRIMARY BLACK CREEK SOUTH			14	100%	14
MIRIMUS INC		1	13	93%	14
PROMEDICA LABORATORIES		11	3	21%	14
CHARLOTTE CHD PORT CHARLOTTE		11	3	21%	14
MINUTECLINIC DIAGNOSTIC OF ILLINOIS L		12	2	14%	14
SIGNATURE HEALTHCARE OF ORANGE PARK		14			14
M&V SAN JOSE MEDICAL CENTER			14	100%	14
AVOW HOSPICE INC		14			14
COLLEGE POINT URGENT CARE		12	2	14%	14
GRAND VILLA OF ST. PETERSBURG		12	2	14%	14
HEALTHFIRST ADVENT HEALTH CENTRA CARE COCOA BEACH			14	100%	14
MINUTECLINIC, LLC		11	3	21%	14
MINUTECLINIC DIAGNOSTIC OF TN PC #378		13	1	7%	14
EPIPHANY HEALTH		8	6	43%	14
MULBERRY'S MOBILE PROVIDER SERVICES LLC□			14	100%	14
BASSETTI & ASSOCIATES, MD, PA			13	100%	13
Cross Care Center			13	100%	13
BROOKDALE DELAND			13	100%	13
CVS MINUTE CLINIC DIAGNOSTIC OF TEXAS LLC		10	3	23%	13
BAPTIST MEMORIAL HEALTH CARE		11	2	15%	13
OPIS ISLAND LAKE CENTER		13			13
SOUTH NASSAU COMMUNITIES HOSPITAL		10	3	23%	13
MCWHORTER SCHOOL OF PHARMACY		13			13
DYNAMIC DNA LAB		1	12	92%	13
BRYAN WHITFIELD MEMORIAL HOSPITAL		8	5	38%	13
SONATA BOYNTON BEACH		12	1	8%	13
ESCAMBIA COMMUNITY CLINIC		2	11	85%	13
SOUTHEAST FAMILY HEALTHCARE CENTER			13	100%	13
HUDSON VALLEY HOSPITAL CENTER LABORATORY		12	1	8%	13
JOSEPH SCHENKER MD PC DBA CENTERS URGENT		11	2	15%	13
OHIO CVS STORES, LLC DBA		12	1	8%	13
SPRINGWOOD COURT		8	5	38%	13
NORTH FLORIDA EVALUATION AND TREATMENT CENTER		8	5	38%	13
BAYA URGENT CARE LLC		1	12	92%	13
BAYCARE HEALTH SYSTEMS, LLC			13	100%	13
EAR NOSE & THROAT ASSOCIATES OF MANATEE PA		13			13
MINUTECLINIC DIAGNOSTIC OF RHODE ISLAND, LLC #590		12	1	8%	13
CAREATC			13	100%	13
TOTAL CARE PLUS LLC			13	100%	13
LUCID DIAGNOSTICS LABS			13	100%	13



# COVID-19: testing by laboratory

Data through Jan 16, 2021 verified as of Jan 17, 2021 at 09:25 AM

Data in this report are provisional and subject to change.

The numbers in the table below represent the number of Florida and non-Florida residents for whom test results were received by the Department of Health. A person can be tested by more than one laboratory and can have both positive and negative results. **Therefore, the sum of the numbers in each column will be larger than the total number of people tested.**

Reporting lab	Inconclusive	Negative	Positive	Percent positive	Total
NORTHWEST FLORIDA SLEEP		1	12	92%	13
PERDIDO URGENT CARE		1	12	92%	13
CENTER ONE SURGERY CENTER		9	4	31%	13
PHELPS HOSPITAL LABORATORY		11	2	15%	13
UC HEALTH UNIVERSITY HOSPITAL		11	2	15%	13
MONTEFIORE ST LUKE'S CORNWALL HOSPITAL		10	3	23%	13
FORT WALTON BEACH DEVELOPMENTAL CENTER		12	1	8%	13
SIGMUND LABS LLC		13			13
Sunnyside Care Center		13			13
UNIVERSITY HOSPITAL UC HEALTH		9	4	31%	13
URGENT TEAM		10	3	23%	13
SOUTH LAKE PEDIATRICS		12	1	8%	13
ROCKLEDGE		3	10	77%	13
FLUSHING HOSPITAL MEDICAL CENTER		10	3	23%	13
KRYSTAL BAY NURSING AND REHABILITATION		10	3	23%	13
ROCKLAND URGENT CARE FAMILY HEALTH NP		13			13
MINUTE CLINIC DIAGNOSTIC OF VIRGINIA		9	4	31%	13
VILLA OF KINGS AND QUEENS OF DELRAY		13			13
CORE LABORATORY		1	12	92%	13
MINUTECLINIC DIAGNOSTICS MEDICAL GROUP		12	1	8%	13
PARKWEST MEDICAL CENTER		11	2	15%	13
BROOKLYN HOSPITAL CENTER DOWNTOWN CAMPUS		13			13
THE LODGE AND REHABILITATION CENTER		6	7	54%	13
MIGUEL E TREVINO MD PA		10	3	23%	13
CLEVELAND CLINIC FLORIDA		1	12	92%	13
JUST FOR KIDS PEDIATRICS		5	8	62%	13
BROOKDALE MANDARIN CENTRAL			13	100%	13
IN-OFFICE LAB		12	1	8%	13
RIVERSIDE COTTAGES AT THE SHORES, LLC			13	100%	13
CAN COMMUNITY HEALTH		13			13
SILVER LAKE PEDIATRICS PA		11	2	15%	13
SHELBY COUNTY HEALTH CARE CORPORATION		10	3	23%	13
ORANGE REGIONAL MEDICAL CENTER LABORATORY		10	3	23%	13
ODYSSEY HEALTHCARE OF MARION COUNTY, LLC		13			13
FLORIDA STATE HOSPITAL			13	100%	13
MINUTECLINIC DIAGNOSTIC OF HAWAII LLC		12	1	8%	13
UNIVERSITY LAB			13	100%	13
CERON PEDIATRICS & INTEGRATIVE MEDICIN		13			13
CLINICAL LABORATORY SERVICES			13	100%	13
GERALD J KIVETT MD		13			13
MACKOUL PEDIATRICS FORT MYERS			13	100%	13
TEXAS DEPARTMENT OF STATE HEALTH SERVICES		3	10	77%	13
BETHESDA HEALTH PHYSICIAN GROUP INC			13	100%	13
PRIMARY CARE MEDICINE	1	10	1	8%	12
WOODHOUSE INC		12			12
THE PLAZA AT PARKSQUARE		12			12

# COVID-19: testing by laboratory

Data through Jan 16, 2021 verified as of Jan 17, 2021 at 09:25 AM

Data in this report are provisional and subject to change.

The numbers in the table below represent the number of Florida and non-Florida residents for whom test results were received by the Department of Health. A person can be tested by more than one laboratory and can have both positive and negative results. **Therefore, the sum of the numbers in each column will be larger than the total number of people tested.**

Reporting lab	Inconclusive	Negative	Positive	Percent positive	Total
ADVENT HEALTH - KISSIMMEE		3	9	75%	12
WELLMED AT PLANT CITY		8	4	33%	12
ADVANCE URGENT CARE CENTER, LLC			12	100%	12
INNOVATIVE RESEARCH OF WEST FLORIDA		9	3	25%	12
ADVENT HEALTH MEDICAL GROUP- FAMILY MEDICINE AT DR. PHILIPS		7	5	42%	12
WALGREEN		4	8	67%	12
WORLD WRESTLING ENTERTAINMENT			12	100%	12
SUMMIT ATLANTIC SURGERY CENTER		12			12
ACADIAN DIAGNOSTIC LABORATORIES		8	4	33%	12
Lady Lake Specialty Care			12	100%	12
WAKULLA COUNTY HEALTH DEPARTMENT		5	7	58%	12
BHA CENTRAL COUNTY CLINIC		1	11	92%	12
OCALA OAKS REHABILITATION CENTER		7	5	42%	12
BROWARD DIALYSIS			12	100%	12
GLEN OAKS HEALTH AND REHABILITATION CENTER			12	100%	12
PROHEALTH CARE ASSOCIATES MOBILE		9	3	25%	12
STERLING HOUSE OF PUNTA GORDA		12			12
ANYLABTESTNOW			12	100%	12
GENTIVA HEALTH SERVICES		11	1	8%	12
Lab MSMC Hialeah			12	100%	12
MELBOURNE FAMILY PRACTICE		11	1	8%	12
GRAND VILLA OF DELAND		9	3	25%	12
FAMILY CARE			12	100%	12
MINUTECLINIC DIAGNOSTIC OF PENNSYLVANIA		12			12
PANCARE HEALTH - WEWA ELEMENTARY			12	100%	12
PREMIER URGENT CARE CENTER LLC			12	100%	12
COMPREHENSIVE CHILDCARE ASSOCIATES		8	4	33%	12
COMMUNITY HEALTH OF SOUTH FLORIDA INC			12	100%	12
OHIO STATE UNIVERSITY MEDICAL CENTER			12	100%	12
MINUTECLINIC, LLC, DBA MINUTECLINIC #2544		11	1	8%	12
SUWANNEE COUNTY JAIL		11	1	8%	12
MAITLAND PRIMARY CARE		9	3	25%	12
IREPERTOIRE_MOL_LAB		12			12
BLOUNT MEMORIAL HOSPITAL		11	1	8%	12
CARENOW URGENT CARE-BRENTWOOD		8	4	33%	12
MINUTECLINIC MINUTECLINIC #8746		12			12
ST CLOUD MEDICAL GROUP		10	2	17%	12
FHCP-PORT ORANGE		3	9	75%	12
WACO HHSSURGOWACO	1	10	1	8%	12
Citymd Of Lacey		11	1	8%	12
BRADFORD COUNTY HEALTH DEPARTMENT		12			12
MEDEXPRESS URGENT CARE - ROBINSON TWP, STEUBENVILLE PIKE		11	1	8%	12
TNC WALK IN CLINIC		9	3	25%	12
VERITAS RESEARCH CORP			12	100%	12
LONG ISLAND JEWISH VALLEY STREAM		12			12
EAR NOSE AND THROAT ASSOCIATES OF MANATEE, P.A.		9	3	25%	12

# COVID-19: testing by laboratory

Data through Jan 16, 2021 verified as of Jan 17, 2021 at 09:25 AM

Data in this report are provisional and subject to change.

The numbers in the table below represent the number of Florida and non-Florida residents for whom test results were received by the Department of Health. A person can be tested by more than one laboratory and can have both positive and negative results. **Therefore, the sum of the numbers in each column will be larger than the total number of people tested.**

Reporting lab	Inconclusive	Negative	Positive	Percent positive	Total
MINIMALLY INVASIVE VASCULAR INC		11	1	8%	12
LIFE CARE OF PORT SAINT LUCIE		3	9	75%	12
APPLE DIAGNOSTICS LAB		5	7	58%	12
MINUTECLINIC #8699		9	3	25%	12
TLC FAMILY CARE HOME INC		12			12
LAB UNKNOWN		1	11	92%	12
LAKES DIALYSIS CENTER INC			12	100%	12
STEWART MELBOURNE HOSPITAL, INC	1		11	92%	12
MINUTECLINIC DIAGNOSTIC PA		11	1	8%	12
FLORIDA DEPT OF HEALTH		4	8	67%	12
MAINSTREET FAMILY SELECT		1	11	92%	12
MINUTECLINIC, LLC, DBA MINUTECLINIC #5		10	2	17%	12
UTAH DEPARTMENT OF HEALTH			12	100%	12
ARDEN COURTS OF LELY PALMS□		11	1	8%	12
ALWAYS BEST CARE SENIOR SERVICES		10	2	17%	12
ST PETER'S UNIVERSITY HOSPITAL		9	3	25%	12
LEON CHD		12			12
MERCY MEDICAL CENTER		5	7	58%	12
BEST MEDICAL CENTER		8	4	33%	12
MERIDIAN AT WATERWAYS, THE		10	2	17%	12
CENTERPLACE HEALTH			12	100%	12
LAKE COUNTY SCHOOLS EMPLOYEE HEALTH CENTER		5	7	58%	12
BARTON FAMILY PRACTICE		7	5	42%	12
FLORIDA DEPARTMENT OF HEALTH IN HILLSBOROUGH COUNTY			12	100%	12
NAPLES GREEN VILLAGE		12			12
VPA PC LAB		12			12
FAMILY HEALTH CENTER			12	100%	12
FORT HAMILTON URGENT CARE		12			12
ISLAND LAKE CENTER		4	8	67%	12
MI2297090CV HOLLAND-23D2189684		12			12
GADSDEN REGIONAL MEDICAL CENTER		11			11
WATSON HEALTHCARE		8	3	27%	11
INTERMOUNTAIN CENTRAL LAB		1	10	91%	11
AIM LABORATORIES			11	100%	11
PREMIER LABORATORY SERVICES, LLC		5	6	55%	11
COASTAL FAMILY PRACTICE		7	4	36%	11
CARINGTON MANOR		11			11
PBSO WEST PALM FAMILY PRACTICE		1	10	91%	11
REDMED CLINIC OF ARLINGTON		10	1	9%	11
FAMILY PRACTICE ON THE GO		6	5	45%	11
AVENTURA HOSPITAL AND MEDICAL CENTER			11	100%	11
MEDEXPRESS URGENT CARE-ALTOONA		9	2	18%	11
TROPICANA		5	6	55%	11
MINUTECLINIC DIAGNOSTIC OF NORTH CAROLINA PC		9	2	18%	11
CARESPOT EXPRESS HEALTHCARE			11	100%	11
WHITE-WILSON MEDICAL CENTER		11			11

# COVID-19: testing by laboratory

Data through Jan 16, 2021 verified as of Jan 17, 2021 at 09:25 AM

Data in this report are provisional and subject to change.

The numbers in the table below represent the number of Florida and non-Florida residents for whom test results were received by the Department of Health. A person can be tested by more than one laboratory and can have both positive and negative results. **Therefore, the sum of the numbers in each column will be larger than the total number of people tested.**

Reporting lab	Inconclusive	Negative	Positive	Percent positive	Total
TELEVISIT PALM BAY FAMILY PRACTICE		9	2	18%	11
SENIOR HOME CARE INC		11			11
THE TERRACE OF SAINT CLOUD		9	2	18%	11
WINTER PARK CARE AND REHABILITATION			11	100%	11
HORIZON MEDICAL GROUP		9	2	18%	11
BROOKDALE DESTIN		1	10	91%	11
VIRTUA WEST JERSEY HOSPITAL VOORHEES		9	2	18%	11
SEMORAN FAMILY HEALTH LLC		10	1	9%	11
MEDICAL CENTER AFFILIATES WEST PALM			11	100%	11
PALM BEACH PATHOLOGY		9	2	18%	11
BELLEVUE HOSPITAL CENTER DEPARTMENT		11			11
MORTON PLANT MEASE			11	100%	11
BAPTIST PRIMARY CARE PONTE VEDRA		6	5	45%	11
WANTAGH URGENT CARE		8	3	27%	11
COLORADO DEPARTMENT OF PUBLIC HEALTH AND ENVIRONMENT			11	100%	11
JFK MEDICAL CENTER NORTH LAB		1	10	91%	11
DOCTORS MEDICAL CENTER OF WALTON COUNTY CLINIC			11	100%	11
FIRST CHOICE PEDIATRICS INC		10	1	9%	11
UNIVERSITY CENTRA CARE		10	1	9%	11
METHODIST MEDICAL CENTER		8	3	27%	11
LAKELAND HILLS CENTER		4	7	64%	11
Jupiter Medical Center Pavilion		10	1	9%	11
QUOTIENT SCIENCES LABS LLC			11	100%	11
ELITE HOME HEALTH SERVICES		11			11
EMERALD COAST PEDIATRICS			11	100%	11
MOUNT DORA PEDIATRICS		9	2	18%	11
UMHC/SYLVESTER AT KENDALL		1	10	91%	11
SOUTHEASTERN LABORATORY			11	100%	11
NORTHERN WESTCHESTER HOSPITAL LABORATORY		9	2	18%	11
MACCLENNY NURSING AND REHAB			11	100%	11
MHHS All Lab Subsection		11			11
JOSEF SCHENKER MD PC		11			11
GUARDANT HEALTH		7	4	36%	11
DMH STEINHATCHEE FAMILY MEDICINE		8	3	27%	11
MINUTECLINIC DIAGNOSTIC OF MICHIGAN PC		10	1	9%	11
ACCESS MEDICAL CENTER			11	100%	11
ERIC C MRSHAL, MD, PC #1842		10	1	9%	11
FAMILY MEDICINE AT LONGWOOD			11	100%	11
St. Annes Nursing Center, St. Annes Residence, Inc.		11			11
DIEGO FALLON MD PA		6	5	45%	11
ALCOVE ASSISTED LIVING FACILITY		11			11
NOVALIFE MEDSPA			11	100%	11
PRIMECARE ACQUISITION FAMILY PRACTICE INC		11			11
DESOTO HEALTH AND REHAB LLC		7	4	36%	11
CARE FAST MURABELLA		7	4	36%	11
CARE HERE		1	10	91%	11

# COVID-19: testing by laboratory

Data through Jan 16, 2021 verified as of Jan 17, 2021 at 09:25 AM

Data in this report are provisional and subject to change.

The numbers in the table below represent the number of Florida and non-Florida residents for whom test results were received by the Department of Health. A person can be tested by more than one laboratory and can have both positive and negative results. **Therefore, the sum of the numbers in each column will be larger than the total number of people tested.**

Reporting lab	Inconclusive	Negative	Positive	Percent positive	Total
PINELLAS COUNTY HEALTH DEPARTMENT		2	9	82%	11
NIGHT LITE PEDIATRICS CENTER, LLC		1	10	91%	11
LAKE CO EMPLOYEE HEALTH AND WELLNESS CENTER		10	1	9%	11
MI CASA DORADA ASSISTED LIVING FACILIT		11			11
INN AT LAKE SEMINOLE SQUARE, THE		11			11
TREASURE COAST URGENT CARE			11	100%	11
WELL-BEING MEDICAL CENTER PLLC		9	2	18%	11
LEHIGH VALLEY HOSPITAL		3	8	73%	11
WOODLAND TOWERS		6	5	45%	11
ARDEN COURTS OF PALM HARBOR			11	100%	11
URGENT CARE CENTER AT PINNACLE		4	6	60%	10
EMERALD COAST HOSPICE - CRESTVIEW		10			10
ILLINOIS DEPT OF PUBLIC HEALTH LAB - SPRINGFIELD			10	100%	10
CREATIVE TESTING SOLUTIONS		3	7	70%	10
PRORENATA LABS		2	8	80%	10
BROWARD HEALTH CARE			10	100%	10
ADVENT HEALTH - WINTER HAVEN		6	4	40%	10
PANCARE HEALTH - VERNON ELEMENTARY			10	100%	10
TENNESSEE DEPARTMENT OF HEALTH (TDH) - CENTRAL LABORATORY		2	8	80%	10
MEDEXPRESS URGENT CARE PARKERSBURG		8	2	20%	10
Maury Regional Hospital		6	4	40%	10
PBC PREMIER FAMILY HEALTH			10	100%	10
CORONA PATHOLOGY		10			10
CVS MINUTE CLINIC		1	9	90%	10
ISLAND COAST PEDIATRICS IN-HOUSE LAB		10			10
LAKE NONA MEDICAL SERVICES		3	7	70%	10
SAMARITAN MEDICAL CENTER		10			10
NEW JERSEY DEPARTMENT OF HEALTH COMMUNICABLE DISEASE SERVICE		3	7	70%	10
LAKE BALDWIN CBOC		9	1	10%	10
NORTH BEACH REHABILITATION CENTER		9	1	10%	10
BAYCARE MEDICAL GROUP INC			10	100%	10
MOSOLF PEDIATRICS			10	100%	10
MEDEXPRESS URGENT CARE - SEMINOLE SQUA		9	1	10%	10
COMMUNITY HEALTH CENTER		2	8	80%	10
AMBRY GENETICS CORPORATION		10			10
Hialeah Nursing And Rehabilitation Center		6	4	40%	10
BEAUMONT LABORATORY			10	100%	10
HOLMES COUNTY HEALTH DEPARTMENT		4	6	60%	10
ATLAN		8	2	20%	10
SUNSHINE PEDIATRICS OF CENTRAL FLORIDA PL		8	2	20%	10
MEYER PEDIATRICS CHTD		10			10
FAMILY MEDICINE AT HUNTERS CREEK		10			10
ALABAMA DEPARTMENT OF PUBLIC HEALTH		1	9	90%	10
VITALANT		1	9	90%	10
NORTH OKALOOSA PHYSICIAN GROUP		10			10
RAINBOW PEDIATRIC CENTER		2	8	80%	10

# COVID-19: testing by laboratory

Data through Jan 16, 2021 verified as of Jan 17, 2021 at 09:25 AM

Data in this report are provisional and subject to change.

The numbers in the table below represent the number of Florida and non-Florida residents for whom test results were received by the Department of Health. A person can be tested by more than one laboratory and can have both positive and negative results. **Therefore, the sum of the numbers in each column will be larger than the total number of people tested.**

Reporting lab	Inconclusive	Negative	Positive	Percent positive	Total
CARENOW URGENT CARE - EAST NASHVILLE		8	2	20%	10
MINUTECLINIC DIAGNOSTIC MEDICAL GROUP		9	1	10%	10
BROOKDALE PENSACOLA		10			10
COVANCE CENTRAL LABORATORY			10	100%	10
MEDEXPRESS URGENT CARE - TIMBERLAKE		10			10
VASCONCELLO COHEN MD PA		9	1	10%	10
ACE BIOMEDICAL LABS LLC			10	100%	10
NORTHWEST FLORIDA ENT, PA		4	6	60%	10
FLORIDA PRESBYTERIAN HOMES INC		10			10
BOCA RATON REGIONAL HOSPITAL LAB			10	100%	10
WELLMED AT SOUTH PARSONS		8	2	20%	10
APPALACHIAN REGIONAL HEALTHCARE SYSTEM		10			10
MEDEX REGIONAL LABORATORIES LLC		1	9	90%	10
CBC LAB		3	7	70%	10
BODYK		6	4	40%	10
HCR MANORCARE		10			10
GENESIS		7	3	30%	10
Hackensack Umc Mountainside		9	1	10%	10
Terrace of Jacksonville			10	100%	10
BROOKDALE PANAMA CITY		9	1	10%	10
BIOTECH CLINICAL LABORATORIES, INC.		1	9	90%	10
PARROTT MEDICAL CLINIC			10	100%	10
ONEIDA HEALTHCARE CENTER		8	2	20%	10
ARNOT OGDEN MEDICAL CENTER LABORATORY		10			10
ASSOCIATES MD CYPRESS CREEK			10	100%	10
MEDICAL LABORATORY DIAGNOSTICS			10	100%	10
KIDSVILLE PEDIATRICS			10	100%	10
LAKEWOOD RANCH MEDICAL CENTER CLINICAL LAB			10	100%	10
CLEARWATER EMPLOYEE HEALTH CLINIC		4	6	60%	10
VETERANS ADMINISTRATION			10	100%	10
SAVANNAH MANOR ASSISTED LIVING COMMUNITY			10	100%	10
STATEN ISLAND UNIVERSITY HOSPITAL SEGUINE AVE		9			9
URGENT CARE USA LLC		1	8	89%	9
PRIMECARE AT PORT ORANGE			9	100%	9
NASSAU COUNTY JAIL		9			9
MICHIGAN DEPARTMENT OF COMMUNITY HEALTH		1	8	89%	9
CORNER OAK ESTATE LLC		9			9
MINUTE CLINIC LLC #1448		8	1	11%	9
GCPM MANUAL MICROBIOLOGY		1	8	89%	9
SUWANNEE COUNTY SHERIFF OFFICE		7	2	22%	9
WEEMS MEMORIAL HOSPITAL		6	3	33%	9
BOCA SIMON LAB		1	8	89%	9
AMERICAN HEALTH ASSOCIATES INC		1	8	89%	9
THE VILLAGES HEALTH		5	4	44%	9
MISSOURI DEPARTMENT OF HEALTH AND SENIOR SERVICES			9	100%	9
St Joseph's Hospital & Medical Center		8	1	11%	9

# COVID-19: testing by laboratory

Data through Jan 16, 2021 verified as of Jan 17, 2021 at 09:25 AM

Data in this report are provisional and subject to change.

The numbers in the table below represent the number of Florida and non-Florida residents for whom test results were received by the Department of Health. A person can be tested by more than one laboratory and can have both positive and negative results. **Therefore, the sum of the numbers in each column will be larger than the total number of people tested.**

Reporting lab	Inconclusive	Negative	Positive	Percent positive	Total
NORTHSHORE UNIVERSITY HEALTHSYSTEM EVANSTON HOSPITAL LAB			9	100%	9
ANY LAB TEST NOW INC			9	100%	9
CHEMISYS LABORATORIES		1	8	89%	9
AESTHETIC ENHANCEMENTS		9			9
ELTINGVILLE CIRCLE URGENT CARE		9			9
SAMARITAN HOSPITAL LABORATORY		8	1	11%	9
ROSS MEDICAL GROUP			9	100%	9
AVALON FAMILY RESORT ASSISTED LIVING LLC		9			9
BAYFRONT HEALTH ST PETERSBURG		8	1	11%	9
ADVENTHEALTH MEDICAL GROUP		9			9
WADSWORTH CENTER - DAVID AXELROD INSTITUTE		8	1	11%	9
AEGIS MEDICAL GROUP			9	100%	9
VILLAGE PLACE HEALTH AND REHAB		9			9
TAMPA BAY CONCIERGE DOCTOR, LLC		8	1	11%	9
CONCORD LIFE SCIENCES LLC		2	7	78%	9
RIVERSIDE MEDICAL GROUP		8	1	11%	9
PARTICLE THEORY LABS		9			9
CVS MINUTE CLINIC DIAGNOSTIC OF WISCONSIN		9			9
MOLECULAR PATHOLOGY LABORATORY			9	100%	9
MC DIAGNOSTIC OF CONNECTICUT, PC #775		8	1	11%	9
MAINSTREET FAMILY CARE			9	100%	9
NEMOURS CHILDREN'S PRIMARY CARE VERO BEACH			9	100%	9
PLYMOUTH HARBOR INCORPORATED		9			9
ADVENT HEALTH CENTRA CARE - ORANGE LAKE		1	8	89%	9
WESTCHESTER GENERAL HOSPITAL BLOOD GAS LAB			9	100%	9
CHILDREN'S HEALTH CENTER INC.		7	2	22%	9
OPTIMAL CARE PEDIATRICS			9	100%	9
PRECISION GENETICS			9	100%	9
NORTHWEST FLORIDA COMMUNITY HOSPITAL LABORATORY		8	1	11%	9
OMNI			9	100%	9
MIDMICHIGAN MEDICAL CENTER			9	100%	9
PEDIATRIC HEALTH CARE ALLIANCE			9	100%	9
OUR HOME AT BEACON HILL			9	100%	9
RICHMOND UNIVERSITY MEDICAL CENTER		7	2	22%	9
MONROE COUNTY HOSPITAL		6	3	33%	9
FIRST CHOICE PEDIATRICS WINTER SPRINGS		9			9
CONSULATE HEALTH CARE OF PENSACOLA			9	100%	9
ADVENTHEALTH MEDICAL GROUP CARE CLINIC AT		7	2	22%	9
LAKE NONA MEDICAL SERVICE LLC		9			9
LAKEVIEW HEALTH SYSTEMS			9	100%	9
NATURE COAST REGIONAL MEDICAL CENTER			9	100%	9
PATEL MEDICAL VENTURES		8	1	11%	9
BLOCK NATION CHASE		4	5	56%	9
FLORIDA MEDICAL CLINIC - MULTI SPECIALTY CAMPUS		2	7	78%	9
CARENOW URGENT CARE-MT JULIET		8	1	11%	9
UNAVAILABLE/UNKNOWN/NO INFORMATION FOUND			9	100%	9

# COVID-19: testing by laboratory

Data through Jan 16, 2021 verified as of Jan 17, 2021 at 09:25 AM

Data in this report are provisional and subject to change.

The numbers in the table below represent the number of Florida and non-Florida residents for whom test results were received by the Department of Health. A person can be tested by more than one laboratory and can have both positive and negative results. **Therefore, the sum of the numbers in each column will be larger than the total number of people tested.**

Reporting lab	Inconclusive	Negative	Positive	Percent positive	Total
LOREY ALF		9			9
SURGERY CENTER OF CORAL GABLES LLC,THE		8	1	11%	9
LPG PEDIATRICS AT PAGE FIELD		9			9
NURSING PLUS OF BROWARD LLC		1	8	89%	9
BAYONET POINT HOSPITAL			9	100%	9
MEDEXPRESS URGENT CARE - WINCHESTER GATEWAY		7	2	22%	9
TMH PHYSICIAN PARTNERS - MONTICELLO		8	1	11%	9
HEALTHMARK REGIONAL HOSPITAL LAB		4	4	50%	8
ASHRAF MEDICAL GROUP PLLC DBA PULSE M		7	1	13%	8
MINUTE CLINIC LLC #5733		8			8
COLLIER COUNTY HEALTH DEPT.		4	4	50%	8
STEINHATCHEE DRUGS		5	3	38%	8
SYLVESTER AT PLANTATION LABORATORY		7	1	13%	8
LIFE CARE CITRUS COUNTY			8	100%	8
JOHNS HOPKINS MEDICAL LABORATORIES		1	7	88%	8
DOCTOR'S IN-HOUSE LAB/COMMUNITY HEALTH CENTERS OF PINELLAS - CLEARWATE			8	100%	8
MID-HUDSON VALLEY DIVISION OF WESTCHESTER MEDICAL		8			8
CROSSROADS URGENT CARE, PLLC		8			8
MEDEXPRESS URGENT CARE CHARLESTON		5	3	38%	8
WINDSOR OF SAN PABLO, THE		5	3	38%	8
CARENOW URGENT CARE-WEST END		6	2	25%	8
PASSPORT HEALTH			8	100%	8
ACCESS PHARMACY		8			8
NIGHT OWL PEDIATRICS URGENT CARE			8	100%	8
THE MARY IMOGENE BASSETT HOSPITAL		8			8
ALLINA HEALTH - ABBOTT NORTHWESTERN HOSPITAL		5	3	38%	8
PASSPORT HEALTH OF TAMPA BAY		8			8
HOLY NAME MEDICAL CENTER	1	6	1	13%	8
CARLOS PORTU MD, PLLC			8	100%	8
GENEUS DIAGNOSTICS			8	100%	8
WELLMED AT PORT ST LUCIE WEST		6	2	25%	8
MONTEFIORE MEDICAL CENTER LABORATORIES - WEILER		6	2	25%	8
PALM BEACH COUNTY HEALTH DEPARTMENT LABORATORY			8	100%	8
FHCP-ORANGE CITY			8	100%	8
CVS MINUTE CLINIC, LLC		6	2	25%	8
MED LABS DIAGNOSTICS		5	3	38%	8
MEDEXPRESS URGENT CARE - CHRISTIANBURG		7	1	13%	8
MEDEXPRESS URGENT CARE - BENTON HARBOR		8			8
Manor Care of Dunedin		6	2	25%	8
PENSACOLA CLUSTER			8	100%	8
MEDEXPRESS URGENT CARE - LAFAYETTE		7	1	13%	8
Signature Healthcare of Ormond		8			8
Avante at St Cloud, Inc.		6	2	25%	8
URGENT CARE & FAMILY PRACTICE CENTER			8	100%	8
MEDEXPRESS URGENT CARE- MARYLAND		8			8
CVS PHARMACY NO 274		8			8



# COVID-19: testing by laboratory

Data through Jan 16, 2021 verified as of Jan 17, 2021 at 09:25 AM

Data in this report are provisional and subject to change.

The numbers in the table below represent the number of Florida and non-Florida residents for whom test results were received by the Department of Health. A person can be tested by more than one laboratory and can have both positive and negative results. **Therefore, the sum of the numbers in each column will be larger than the total number of people tested.**

Reporting lab	Inconclusive	Negative	Positive	Percent positive	Total
UNIVERSITY MEDICAL CENTER		8			8
FAMILY PRACTICE OF DAVIE INC			8	100%	8
PUTNAM FAMILY CARE INC		3	5	63%	8
MONTEFIORE MEDICAL CENTER LABORATORIES - NORTH		8			8
EXECUTIVE MEDICAL SERVICES		8			8
SIDDH INC DBA SAN CARLOS PHARMACY		6	2	25%	8
MEDEXPRESS URGENT CARE - MONROE		8			8
MEDEXPRESS URGENT CARE-KATY		5	3	38%	8
Sunset Lake Health and Rehabilitation Center		8			8
MEDEXPRESS URGENT CARE-LATROBE		8			8
BENTLEY VILLAGE II		1	7	88%	8
MEDEXPRESS URGENT CARE - WASHINGTON		6	2	25%	8
DAVID LAWRENCE CENTER INC		7	1	13%	8
HARBORCHASE OF DR PHILLIPS		7	1	13%	8
URGENT MEDICAL CENTER INC		2	6	75%	8
GOLISANO CHILDREN'S HOSPITAL OF SOUTHWEST FLORIDA		6	2	25%	8
WHITE SANDS OUTPATIENT SERVICES (WSOP SERVICES LLC		8			8
BEAUMONT EMERGENCY CENTER			8	100%	8
MINUTECLINIC DIAGNOSTIC OF SOUTH CAROL		7	1	13%	8
VETERANS AFFAIRS MEDICAL CENTER - OUTPATIENT			8	100%	8
MINUTECLINIC DIAGNOSTIC OF TN PC #566		7	1	13%	8
ALACHUA COUNTY HEALTH DEPARTMENT		1	7	88%	8
CONSULATE HEALTH CARE		7	1	13%	8
ORMOND BEACH CENTRA CARE			8	100%	8
INTERNAL MEDICINE ASSOCIATES OF JACKSON HOSPITAL			8	100%	8
MEDEXPRESS URGENT CARE - PANTOPS		7	1	13%	8
THE WOLFF CENTER FOR CHILD & ADOLESCENT HEALTH			8	100%	8
WILTON MANORS HEALTH & REHABILITATION CENTER			8	100%	8
AZALEA HEALTH		2	6	75%	8
CIAN DIAGNOSTICS			8	100%	8
MINUTECLINIC DIAGNOSTIC OF TN, PC 374		6	2	25%	8
GENE STREET LABORATORIES, LLC		6	2	25%	8
X-GENE MOLECULAR LABS		1	7	88%	8
FLORIDA MENTOR		7	1	13%	8
FORT PIERCE FAMILY CARE INC		3	5	63%	8
JX REF LAB			8	100%	8
MEADOWCREST FAMILY PHYSICIANS PA			8	100%	8
CARROLL GARDENS URGENT CARE		8			8
ROBERT WOOD JOHNSON HOSPITAL		7	1	13%	8
URGENT TEAM MANAGEMENT OF TENNESSEE		7	1	13%	8
FOUNTAINVIEW BY FIVE STAR QUALITY CARE		7	1	13%	8
HUNTINGTON URGENT CARE		8			8
NATIONAL GENETICS INST LABCORP		3	5	63%	8
SURGOINSVILLE PHARMACY		8			8
COLLIER BLVD HMA PHYSICIAN MANAGEMENT,, LLC			8	100%	8
BAPTIST OUTPATIENT			8	100%	8

# COVID-19: testing by laboratory

Data through Jan 16, 2021 verified as of Jan 17, 2021 at 09:25 AM

Data in this report are provisional and subject to change.

The numbers in the table below represent the number of Florida and non-Florida residents for whom test results were received by the Department of Health. A person can be tested by more than one laboratory and can have both positive and negative results. **Therefore, the sum of the numbers in each column will be larger than the total number of people tested.**

Reporting lab	Inconclusive	Negative	Positive	Percent positive	Total
DOCTOR'S IN HOUSE LAB			8	100%	8
ATLANTIC CONSOLIDATED LABORATORY		8			8
MEDEXPRESS URGENT CARE MONACA		8			8
CVS MINUTE CLINIC DIAGNOSTIC MED GRP OF CA		8			8
FLORIDA HEART AND VASCULAR MULTISPECIALTY GROUP		8			8
GULF COAST MEDICAL GROUP		2	6	75%	8
ST CLOUD PHYSICIAN MANAGMENT LLC		7	1	13%	8
BARTON PARKER OD PC		8			8
EMERGENCY MEDICAL CENTER		3	5	63%	8
ST CHARLES HOSPITAL LABORATORY		8			8
CLEVELAND TENNESSEE HOSPITAL COMPANY		7	1	13%	8
WELLIGENT		1	7	88%	8
GRAND VILLA OF ALTAMONTE SPRINGS		1	7	88%	8
CHILDREN'S HEALTHCARE OF ATLANTA/EGLESTON		8			8
ST. JOSEPH HOSPITAL AND HEALTH CARE INC.			8	100%	8
BAPTIST HEALTH			8	100%	8
RED MOUNTAIN DIAGNOSTICS		8			8
PERSONAL PEDIATRICS PA		6	2	25%	8
DOH-TAMPA BRANCH LABORATORY (MLK BLVD)		4	4	50%	8
ORLANDO HEALTH PHYSICIAN ASSOCIATES		4	4	50%	8
MINUTE CLINIC DIAGNOSTIC OF SC, LLC #42		7	1	13%	8
ORANGE PEDIATRICS			8	100%	8
HUNTINGTON VILLAGE URGENT CARE		8			8
ADVENT HEALTH - FOUR CORNERS ER		8			8
FLORIDA HOSPITAL PHYSICIAN GROUP		3	5	63%	8
MINUTECLINIC DIAGNOSTIC OF LOUISIANA		7	1	13%	8
FLORIDA CLINICAL LAB		1	7	88%	8
BRADENTON PHYSICIANS MEDICAL CENTER			7	100%	7
ECLRS		2	5	71%	7
AFC URGENT CARE - CEDAR GROVE		7			7
DALLAS COUNTY HEALTH AND HUMAN SERVICES			7	100%	7
ROSEMONT GARDENS INC		7			7
ENT AND ALLERGY ASSOCIATES OF FLORIDA LLC		6	1	14%	7
SARASOTA - ROBERT L TAYLOR COMMUNITY CENTER		1	6	86%	7
MONTEFIORE NYACK HOSPITAL AFFILIATED LABORATORY		7			7
DORAL URGENT CARE			7	100%	7
AVON PARK PEDIATRICS			7	100%	7
CLINIC OF PEDIATRICS & GI MEDICINE INC			7	100%	7
ILLINOIS DEPARTMENT OF PUBLIC HEALTH			7	100%	7
HEARTLAND PEDIATRICS OF LAKE PLACID			7	100%	7
RIVERVIEW REGIONAL MEDICAL CENTER		6	1	14%	7
DOCTOR'S IN-HOUSE LAB/COMMUNITY HEALTH CENTERS OF PINELLAS -PINELLAS P			7	100%	7
DIAGNOSTIC CLINIC		6	1	14%	7
VALDOSTA FAMILY MEDICINE			7	100%	7
ST JUDE LABORATORIES		5	2	29%	7
MINUTECLINIC, LLC #4230		6	1	14%	7

# COVID-19: testing by laboratory

Data through Jan 16, 2021 verified as of Jan 17, 2021 at 09:25 AM

Data in this report are provisional and subject to change.

The numbers in the table below represent the number of Florida and non-Florida residents for whom test results were received by the Department of Health. A person can be tested by more than one laboratory and can have both positive and negative results. **Therefore, the sum of the numbers in each column will be larger than the total number of people tested.**

Reporting lab	Inconclusive	Negative	Positive	Percent positive	Total
KENDALL REGIONAL MEDICAL CNTR			7	100%	7
PUTNAM COUNTY EMERGENCY RESCUE SERVICE		4	3	43%	7
SONORA QUEST LABORATORIES			7	100%	7
LAB UNKNOWN		6	1	14%	7
MEDLABS DIAGNOSTICS		7			7
PENINSULA CARE AND REHABILITATION CENTER			7	100%	7
PULSE & REMEDY LLC			7	100%	7
BAYCARE MEDICAL GROUP		1	6	86%	7
Consulate Health Care of Brandon		7			7
LYNMOORE,THE		7			7
LUXOR SCIENTIFIC LLC		1	6	86%	7
SOUTH COM HEALTH CLINIC, DEPT. OF THE ARMY		7			7
IU HEALTH PATHOLOGY		1	6	86%	7
ADVENTHEALTH MEDICAL GROUP PULMONOLOGY		6	1	14%	7
MEDICANA NURSING AND REHAB CENTER			7	100%	7
REHAB AND HEALTHCARE CENTER OF CAPE CORAL		7			7
CVS MINUTE CLINIC DIAGNOSTIC OF TEXAS, LLC		7			7
ADVENTHEALTH MEDICAL GROUP PEDIATRICS AT		2	5	71%	7
ST VINCENT'S CHILTON		5	2	29%	7
PEDIATRICS OF CENTRAL FLORIDA		5	2	29%	7
NEW YORK PRESBYTERIAN - LOWER MANHATTAN		7			7
ALACHUA			7	100%	7
BAPTIST PEDIATRICS		6	1	14%	7
SOUTH CAROLINA DEPARTMENT OF HEALTH			7	100%	7
STATMED OCALA			7	100%	7
ORANGE PARK PEDIATRICS		4	3	43%	7
IRL MARKET LAB			7	100%	7
MAIMONIDES MEDICAL CENTER		5	2	29%	7
DOCTORS CLINICAL LABORATORY, INC		5	2	29%	7
HOLY GARDEN ALF, INC.		7			7
SEA LEVEL LABS			7	100%	7
LAKE HOWARD HEIGHTS	1	6			7
ARCHBOLD MEMORIAL HOSPITAL/LAB		3	4	57%	7
YORKVILLE PEDIATRIC URGENT CARE		7			7
CVS NC187POCT CHARLOTTE		7			7
OPTIONS FOR SENIORS INC DBA PALM KREST MANOR		5	2	29%	7
RAPID RELIABLE TESTING NY LLC		7			7
CVS HEALTH, #3396		7			7
MC DIAGNOSTIC OF CONNECTICUT, PC #1960		7			7
FAMILY MEDICINE OF WESTON LLC			7	100%	7
FLORIDA DIGESTIVE AND LIVER SPECIALIST		7			7
SUPERIOR RESIDENCES AT CALA HILLS		7			7
LEPE'S HOUSE			7	100%	7
WILDLIGHT LAB			7	100%	7
TRUE HEALTH DIAGNOSTICS		1	6	86%	7
Thermopolis Rehabilitation Wellness		7			7

# COVID-19: testing by laboratory

Data through Jan 16, 2021 verified as of Jan 17, 2021 at 09:25 AM

Data in this report are provisional and subject to change.

The numbers in the table below represent the number of Florida and non-Florida residents for whom test results were received by the Department of Health. A person can be tested by more than one laboratory and can have both positive and negative results. **Therefore, the sum of the numbers in each column will be larger than the total number of people tested.**

Reporting lab	Inconclusive	Negative	Positive	Percent positive	Total
RIVER OAKS TREATMENT CENTER			7	100%	7
ORANGE PARK PEDIATRIC ASSOCIATES		1	6	86%	7
CVS PHARMACY #8800		5	2	29%	7
MEDEXPRESS URGENT CARE - FAYETTEVILLE		5	2	29%	7
FLORIDA HOSPITAL KISSIMMEE		4	3	43%	7
NORTH FLORIDA / SOUTH GEORGIA VETERANS HEALTH SYSTEM			7	100%	7
DEBARY HEALTH AND REHABILITATION CENTER		6	1	14%	7
NORTON HEALTHCARE			7	100%	7
CARENOW URGENT CARE-MADISON		7			7
QUE		4	3	43%	7
NOVANT HEALTH INPATIENT CARE		2	5	71%	7
FLORIDA CENTER FOR DERMATOLOGY LABORATORY			7	100%	7
STAT MEDICAL CLINIC III INC		5	2	29%	7
PALM BEACH CDH - DELRAY BEACH			7	100%	7
METROPOLITAN HOSPITAL CENTER		6	1	14%	7
LAKELAND REGIONAL HEALTH GATEWAY CENTER		7			7
JACKSON CLINIC PA,THE		3	4	57%	7
HAVEN HOSPICE			7	100%	7
MINUTECLINIC DIAGNOSTIC OF TN PC #320		6	1	14%	7
VERMONT DEPARTMENT OF HEALTH		1	6	86%	7
Westchester General Hospital			7	100%	7
ALLEGRO - TAMPA	1	4	2	29%	7
COMMUNITY MEDICAL AND DENTAL CARE INC		7			7
FREEDOM SQUARE NURSING CENTER			7	100%	7
WYOMING COUNTY COMMUNITY HOSPITAL LABORATORY		7			7
OCALA FAMILY MEDICAL CENTER		7			7
Ocoee Health Care Center		7			7
MEDEXPRESS URGENT CARE, BUTLER		4	3	43%	7
LIFE'S SPECIAL MOMENTS INC		7			7
MERCY HEALTH—MUSKEGON		6	1	14%	7
TRUE HEALTH		5	2	29%	7
MEDEXPRESS URGENT CARE - MAPLE DRIVE		7			7
PALM POINT BEHAVIORAL HEALTH		7			7
WATERFORD AT CREEKSIDE, THE			7	100%	7
MINUTECLINIC, LLC, DBA MINUTECLINIC #6106		5	2	29%	7
DIXIE COUNTY HEALTH DEPARTMENT		5	2	29%	7
PINELLAS 1 HOME HEALTH CARE CORP		7			7
VIGILINT HEALTHCARE		5	2	29%	7
HEALTH NETWORK LABORATORIES		6	1	14%	7
LAWTON CHILES HEALTH CENTER		1	6	86%	7
CVS TN5639POCT FARRAGUT		6	1	14%	7
CENTRAL FLORIDA PEDIATRIC URGENT CARE LLC		6	1	14%	7
HEALTH CARE LABORATORY SERVICES		1	6	86%	7
GENEXPERT			7	100%	7
CVS MINUTE CLINIC DIAGNOSTIC OF VIRGINIA		7			7
FLORIDA HOSPITAL WINTER PARK		6	1	14%	7

# COVID-19: testing by laboratory

Data through Jan 16, 2021 verified as of Jan 17, 2021 at 09:25 AM

Data in this report are provisional and subject to change.

The numbers in the table below represent the number of Florida and non-Florida residents for whom test results were received by the Department of Health. A person can be tested by more than one laboratory and can have both positive and negative results. **Therefore, the sum of the numbers in each column will be larger than the total number of people tested.**

Reporting lab	Inconclusive	Negative	Positive	Percent positive	Total
BREVARD HEALTH ALLIANCE INC, THE		2	5	71%	7
BENSONHURST URGENT CARE		7			7
HEALTHWORKS MED GROUP OF FLORIDA PA		2	5	71%	7
PBC FOUND CARE INC			7	100%	7
JUPITER ISLAND PUBLIC SAFETY		5	2	29%	7
MULBERRY CARE CENTER		4	3	43%	7
THOMAS JEFFERSON UNIVERSITY HOSPITAL		4	3	43%	7
ADVENTIST HEALTH SYSTEM FLORIDA DEPT OF HEALTH		3	4	57%	7
KEYSTONE PLACE AT NAPLES PRESERVE		4	3	43%	7
LEE COUNTY HEALTH DEPARTMENT		4	3	43%	7
Rosewood Healthcare and Rehabilitation Center		5	2	29%	7
UNIVERSITY OF WASHINGTON MEDICAL CENTER			7	100%	7
GENTRY PARK ORLANDO ASSISTED LIVING		6	1	14%	7
ST VINCENT'S ST CLAIR		4	3	43%	7
SCHOOL OF PHARMACY AND PHARMACEUTICAL		7			7
CARESOUTH HHA HOLDINGS OF TALLAHASSEE LLC		7			7
WINDSOR OF GAINESVILLE		7			7
DEPARTMENT OF HEALTH- CITRUS COUNTY			7	100%	7
UPMC HEALTH SYSTEM		4	2	33%	6
ABBEY MANOR RETIREMENT RESIDENCE INC		6			6
FLORIDA HOSPITAL APOPKA		5	1	17%	6
AIR, LAND & SEA PHYSICALS & CONSULTATIONS, LLC		6			6
MINUTECLINIC DIAGNOSTIC OF PA, LLC (1036)		5	1	17%	6
SAINT PETER'S UNIVERSITY HOSPITAL		6			6
BROWARD COUNTY HEALTH DEPT.			6	100%	6
YAZJI PEDIATRIC CARE LLC DBA TUKA PEDIATRICS			6	100%	6
ADVENT HEALTH APOPKA		2	4	67%	6
UT MEMPHIS UNIVERSITY HEALTH SERVICES			6	100%	6
FLORIDA WOMAN CARE LABORATORY			6	100%	6
LUMADOC HEALTH		4	2	33%	6
GENETIC TECHNOLOGICAL INNOVATIONS			6	100%	6
UF HEALTH			6	100%	6
Florida Clinical Laboratory		1	5	83%	6
PROHEALTH MED		1	5	83%	6
INDIANA STATE DEPARTMENT OF HEALTH		1	5	83%	6
SONORAN DESERT PATHOLOGY ASSOCIATES			6	100%	6
MEDEXPRESS URGENT CARE - STAUNTON		2	4	67%	6
MINUTECLINIC DIAGNOSTIC OF RHODE ISLAND		4	2	33%	6
BELLE GLADES HEALTH CLINIC			6	100%	6
DOH JACKSONVILLE CENTRAL LABORATORY		3	3	50%	6
SHERMAN-ABRAMS LABORATORY INC		6			6
XPRESS URGENT CARE LLC		6			6
THE VILLAGES REGIONAL HOSPITAL FREESTANDING		3	3	50%	6
PATHGROUP LABS, LLC		4	2	33%	6
PR HEALTH		1	5	83%	6
MIRIMUS CLINICAL LABS		2	4	67%	6

# COVID-19: testing by laboratory

Data through Jan 16, 2021 verified as of Jan 17, 2021 at 09:25 AM

Data in this report are provisional and subject to change.

The numbers in the table below represent the number of Florida and non-Florida residents for whom test results were received by the Department of Health. A person can be tested by more than one laboratory and can have both positive and negative results. **Therefore, the sum of the numbers in each column will be larger than the total number of people tested.**

Reporting lab	Inconclusive	Negative	Positive	Percent positive	Total
MINUTECLINIC DIAGNOSTIC OF NEW JERSEY, LLC # 7069		6			6
CLEARWATER PEDIATRIC CARE		1	5	83%	6
VITAS HEALTH INC			6	100%	6
COLLIER COUNTY JAIL		6			6
CAPE CORAL URGENT CARE		3	3	50%	6
MEDEXPRESS URGENT CARE - MIDLOTHIAN		6			6
MOBILE RESPONSE DIAGNOSTICS LLC		6			6
OSWEGO HOSPITAL LABORATORY		6			6
TAMIAMI LAB MILLENIUM			6	100%	6
FLORIDA CANCER SPECIALISTS & RESEARCH INSTITUTE		5	1	17%	6
MEDEXPRESS ELKINS		6			6
NORTHERN DUTCHESS HOSPITAL LABORATORY		5	1	17%	6
ST LUKES ROOSEVELT LABORATORY		6			6
WATAUGA MEDICAL CENTER		4	2	33%	6
AMERICAN EAGLE LEESBURG AL LLC DBA VISTA LAKE			6	100%	6
LANE PEDIATRICS PA			6	100%	6
CAPRONA GROUP HOME			6	100%	6
Grand Villa of Deerfield Beach		4	2	33%	6
CITIZENS BAPTIST MEDICAL CENTERS LAB		5	1	17%	6
PANCARE HEALTH - HOSFORD SCHOOL			6	100%	6
ALAN SERURE MD		6			6
BETH ISRAEL DEACONESS MEDICAL CENTER			6	100%	6
BROWARD TRANSITIONAL CENTER			6	100%	6
CITYMD		1	5	83%	6
URGENT TEAM - MUSCLE SHOALS		6			6
Northwell Lab		2	4	67%	6
FIRST COAST CARDIOVASCULAR INSTITUTE PA			6	100%	6
MINUTECLINIC DIAGNOSTIC OF NORTH		6			6
CARE ATC - CITY OF BOYNTON BEACH		2	4	67%	6
MEDEXPRESS URGENT CARE, JOHNSTOWN		5	1	17%	6
GRACE REHABILITATION CENTER OF VERO BEACH		4	2	33%	6
RICH STREET GROUP HOME			6	100%	6
ENIGMA DIAGNOSTIC, INC.			6	100%	6
MINUTECLINIC DIAGNOSTIC OF TN PC #386		6			6
MIAMI RESCUE MISSION CLINIC INC			6	100%	6
WELLINGTON REGIONAL MEDICAL CENTER			6	100%	6
MINUTECLINIC, LLC #05038		6			6
PUBLIC HEALTH LAB		6			6
PALMETTO HEALTH ALLIANCE		3	3	50%	6
GLEN FALLS HOSPITAL DEPARTMENT OF PATHOLOGY		6			6
THE CLINIC PREMISE HEALTH			6	100%	6
CHILDREN'S HOSPITAL OF PHILADELPHIA		5	1	17%	6
MEDEXPRESS URGENT CARE - BEECH GROVE		5	1	17%	6
FLORIDA MEDICAL CL ODOM TPA		3	3	50%	6
MEDEXPRESS URGENT CARE - HOT SPRINGS		6			6
AMERICAN HOUSE FORT MYERS		6			6

# COVID-19: testing by laboratory

Data through Jan 16, 2021 verified as of Jan 17, 2021 at 09:25 AM

Data in this report are provisional and subject to change.

The numbers in the table below represent the number of Florida and non-Florida residents for whom test results were received by the Department of Health. A person can be tested by more than one laboratory and can have both positive and negative results. **Therefore, the sum of the numbers in each column will be larger than the total number of people tested.**

Reporting lab	Inconclusive	Negative	Positive	Percent positive	Total
ARLINGTON OF NAPLES		6			6
ETHOS LABORATORIES		6			6
MEDEXPRESS URGENT CARE - ELM GROVE		5	1	17%	6
CURATIVE CARE CENTER INC		1	5	83%	6
IGENEX INC		6			6
FLORIDA MEDICAL SPECIALISTS		2	4	67%	6
ST LUCIE COUNTY JAIL		6			6
BROOKDALE CLERMONT			6	100%	6
PALMS, THE		6			6
CONCENTRA			6	100%	6
MEDICAL CENTER AT OCEAN REEF		1	5	83%	6
MINUTECLINIC DIAGNOSTIC OF TN PC #6415		5	1	17%	6
LOUISIANA DEPT OF HEALTH			6	100%	6
RIVERWOOD CENTER,THE			6	100%	6
JOHNS HOPKINS ALL CHILDRENS			6	100%	6
MIAMI BEACH COMMUNITY HEALTH CENTER INC			6	100%	6
UNILAB		2	4	67%	6
FLORIDA DEPARTMENT OF HEALTH WASHINGTON COUNTY		3	3	50%	6
CAREWELL 301 - WARWICK			6	100%	6
MERCY COLLEGE HEALTH OFFICE		6			6
CRESTVIEW IMMEDIATE CARE LL			6	100%	6
AARK LABORATORY		6			6
MINUTECLINIC DIAGNOSTIC OF NORTH CAROLINA, PC		5	1	17%	6
DR PHILLIPS MEDICAL WELLNESS CENTER		6			6
ORLANDO MEDICAL CENTER PL			6	100%	6
HILA BECKERMAN MD LLC		6			6
MEDEXPRESS URGENT CARE - SWANSEA, N ILLINOIS ST		5	1	17%	6
CAPITAL HEALTH PLAN LABORATORIES			6	100%	6
TIMBER CREEK PEDIATRICS		6			6
MAGNOLIA PEDIATRICS GROUP LLC			6	100%	6
NOT INDICATED		1	5	83%	6
THE PALMS REHABILITATION AND HEALTHCARE CENTER		5	1	17%	6
MIAMI COMPREHENSIVE MEDICINE GROUP PA		4	2	33%	6
MEDEXPRESS URGENT CARE-PITTSFIELD		6			6
TEXAS MEDCLINIC			6	100%	6
RIVER CITY PRIMARY AND URGENT CARE			6	100%	6
INTERNAL MEDICINE LIPID AND WELNNESS PRACTICE			6	100%	6
MINUTECLINIC DIAGNOSTIC OF TEXAS		5	1	17%	6
CAMELLIA AT DEERWOOD		2	4	67%	6
BAYCARE ALLIANT HOSPITAL			6	100%	6
JERSEY SHORE MEDICAL CENTER		6			6
BOCA VIPEDIATRICS			6	100%	6
ORCHID COVE		2	4	67%	6
VIBRANT AMERICA		4	2	33%	6
FLORIDA MEDICAL CLINIC IM MLK		6			6
MINUTECLINIC DIAGNOSTIC OF TN, PC 4992		6			6

# COVID-19: testing by laboratory

Data through Jan 16, 2021 verified as of Jan 17, 2021 at 09:25 AM

Data in this report are provisional and subject to change.

The numbers in the table below represent the number of Florida and non-Florida residents for whom test results were received by the Department of Health. A person can be tested by more than one laboratory and can have both positive and negative results. **Therefore, the sum of the numbers in each column will be larger than the total number of people tested.**

Reporting lab	Inconclusive	Negative	Positive	Percent positive	Total
ATMORE NURSING CENTER		5	1	17%	6
CVS MINUTE CLINIC DIAGNOSTIC OF TEXAS,LLC		4	2	33%	6
SUFFRIDGE DRIVE GROUP HOME		6			6
CARENOW URGENT CARE-GREEN HILLS		6			6
MEDEXPRESS URGENT CARE - SALEM		3	3	50%	6
PENN MEDICINE PRINCETON MEDICAL CENTER		6			6
INSPIRED LIVING AT PALM BAY		6			6
CVS MINUTE CLINIC DIAGNOSTIC PA		5	1	17%	6
CARENOW URGENT CARE-SOUTHLAKE			6	100%	6
OPTUM SILVER LAKES			6	100%	6
BROOKDALE LAKE ORIENTA			6	100%	6
THE ARLINGTON OF NAPLES INC.		4	2	33%	6
MICHAEL A VENAZIO MD		5			5
SENIOR LIVING IV SUN CITY LLC		5			5
JUPITER ISLAND MEDICAL CLINIC INC		5			5
UNIVERSITY OF MIAMI MILLER SCHOOL OF MEDICINE			5	100%	5
MINUTECLINIC DIAGNOSTIC OF GEORGIA, LL		5			5
Grand Villa of Dunedin			5	100%	5
PEDIATRICS URGENT CARE, LLC			5	100%	5
MAXHEALTH		4	1	20%	5
MINUTECLINIC, LLC, #4160		3	2	40%	5
MINUTE-CLINIC DIAGNOSTIC OF VIRGINIA		4	1	20%	5
RHODE ISLAND DEPARTMENT OF HEALTH			5	100%	5
MINUTE CLINIC, LLC #1434		5			5
FLORIDA PREMIER MEDICAL CARE PA			5	100%	5
MEDEXPRESS URGENT CARE - GLENDALE		5			5
BERRYHILL MANOR		5			5
REHABILITATION CENTER AT JUPITER GARDENS		5			5
CONCENTRA URGENT CARE		1	4	80%	5
KEYSTONE REHABILITATION AND HEALTH CENTER		1	4	80%	5
ORMOND MEDICAL ARTS		3	2	40%	5
EAST BANK HOSPITAL - UNIVERSITY OF MINNESOTA MEDICAL CENTER			5	100%	5
ATLANTIC COMMUNITY HIGH SCHOOL		4	1	20%	5
MEDEXPRESS URGENT CARE PORT HURON		4	1	20%	5
Army Residence Community		5			5
NEW HAMPSHIRE DEPARTMENT OF HEALTH AND HUMAN SERVICES		3	2	40%	5
METHODIST HOSPITAL			5	100%	5
FLORIDA DEPARTMENT OF HEALTH - INVERNESS		3	2	40%	5
MEDEXPRESS URGENT CARE-PETERS TWP		5			5
LEE MEMORIAL HEALTH SYSTEM		2	3	60%	5
OMNICARE PHARMACY OF TEXAS 1, LP DBA OMNICARE		5			5
DO THAN WEST FAMILY MEDICINE		3	2	40%	5
SOUTHERN OCEAN MEDICAL CENTER		5			5
CAREHERE LCS- EUSTIS			5	100%	5
ST JOSEPH WOMENS HOSPITAL			5	100%	5
MINUTECLINIC DIAGNOSTIC OF PENNSYLVANIA, LLD #1545		5			5



# COVID-19: testing by laboratory

Data through Jan 16, 2021 verified as of Jan 17, 2021 at 09:25 AM

Data in this report are provisional and subject to change.

The numbers in the table below represent the number of Florida and non-Florida residents for whom test results were received by the Department of Health. A person can be tested by more than one laboratory and can have both positive and negative results. **Therefore, the sum of the numbers in each column will be larger than the total number of people tested.**

Reporting lab	Inconclusive	Negative	Positive	Percent positive	Total
MEDEXPRESS URGENT CARE-DUBOIS		5			5
UT SOUTHWESTERN MEDICAL CENTER			5	100%	5
ELITE MD GROUP INC		1	4	80%	5
BETHESDA COMMUNITY HEALTH CENTER			5	100%	5
FHMG_FM AND IM AVALON PARK		1	4	80%	5
INNOVATIVE COVID-DIVERSEY			5	100%	5
KENILWORTH CARE & REHABILITATION CENTER			5	100%	5
PRESBYTERIAN HOME		5			5
CRESTWOOD MEDICAL CENTER		4	1	20%	5
TULLAHOMA HMA, LLC		4	1	20%	5
MEDEXPRESS URGENT CARE - IRVING		5			5
BOCA BIOLISTICS LLC			5	100%	5
URGENT CARE OF ERWIN		5			5
DOCS URGENT CARE		1	4	80%	5
WESTMINSTER SHORES			5	100%	5
MCR HEALTH LAWTON CHILES ADMINISTRATION STE A		1	4	80%	5
XRL SXF REF LAB		5			5
COMMUNITY HEALTH OF SOUTH FLORIDA			5	100%	5
DR. PHILLIPS MEDICAL WELLNESS CENTER		3	2	40%	5
MAGNOLIA DIAGNOSTICS, LLC		3	2	40%	5
VIERA PEDIATRICS		1	4	80%	5
RELIANT IMMUNE DIAGNOSTICS			5	100%	5
CORAL LANDING ASSISTED LIVING		5			5
ACCENTCARE		5			5
HAWTHORNE INN OF LAKE LAND		5			5
ADVENTHEALTH CAR CENTER APOPKA			5	100%	5
Life Care Center of Estero			5	100%	5
PRECISION LABS LLC		2	3	60%	5
MEDEXPRESS URGENT CARE-MUNCIE		5			5
TANNER MEDICAL CENTER EAST AL		5			5
CARL R DARNALL ARMY MEDICAL CENTER			5	100%	5
Grand Villa of Clearwater		4	1	20%	5
LABCORP UNSPECIFIED		5			5
HUNTERS CREEK PEDIATRICS		5			5
MOUNT SINAI BROOKLYN LABORATORY		4	1	20%	5
EGL GENETICS DIAGNOSTICS			5	100%	5
ST VINCENT'S URGENT CARE		4	1	20%	5
INTERNAL MEDICINE & PRIMARY CARE ASSOCIATES, PLC			5	100%	5
MANATEE COUNTY JAIL		4	1	20%	5
WAKEMED		1	4	80%	5
GRAND VILLA OF ENGLEWOOD		1	4	80%	5
NORTH FLORIDA PEDIATRICS JASPER			5	100%	5
GULF COAST VETERANS HCS PANAMA CITY OPC		5			5
CENTREX CLINICAL LABS INC		5			5
JOE DIMAGGIO CHILDREN'S HOSPITAL		1	4	80%	5
PEDIATRIC URGENT HEALTH CARE			5	100%	5

# COVID-19: testing by laboratory

Data through Jan 16, 2021 verified as of Jan 17, 2021 at 09:25 AM

Data in this report are provisional and subject to change.

The numbers in the table below represent the number of Florida and non-Florida residents for whom test results were received by the Department of Health. A person can be tested by more than one laboratory and can have both positive and negative results. **Therefore, the sum of the numbers in each column will be larger than the total number of people tested.**

Reporting lab	Inconclusive	Negative	Positive	Percent positive	Total
MINUTECLINIC MINUTECLINIC #4977		3	2	40%	5
DAVITA DIALYSIS		4	1	20%	5
UCF STUDENT HEALTH SERVICES LABORATORY		2	3	60%	5
VAIL VALLEY MEDICAL CENTER			5	100%	5
COMMONS AT ORLANDO LUTHERAN TOWERS SNF			5	100%	5
DEPARTMENT OF HEALTH AND HUMAN SERVICES LANSING			5	100%	5
BAYSHORE LABORATORY		4	1	20%	5
NOMI HEALTH LAB SERVICES LLC			5	100%	5
THE UNIVERSITY OF VERMONT MEDICAL CENTER		4	1	20%	5
DOT DOC SARASOTA		4	1	20%	5
INDIAN RIVER PRIMARY CARE PA		5			5
EASTCHESTER PEDIATRIC MEDICAL GROUP		5			5
NELSON BIOLOGICAL			5	100%	5
PRIMARY CARE WALK IN CLINIC PLLC			5	100%	5
SUTTER TRACY COMMUNITY HOSPITAL			5	100%	5
ST JOSEPH'S HOSPITAL LABORATORY			5	100%	5
MEDEXPRESS URGENT CARE - WILLIAMSPORT		4	1	20%	5
ALPHADERA LABS, LLC			5	100%	5
PEDIATRICS OF CENTRAL FLORIDA - POINCIANA		3	2	40%	5
WATERTOWN URGENT CARE PLLC		5			5
MINUTECLINIC, LLC #244		4	1	20%	5
FRANCES WARDE MEDICAL LABORATORY		2	3	60%	5
CIGNA ONSITE HEALTH LLC		1	4	80%	5
UNIVERSITY OF CHICAGO MEDICAL CENTER LAB			5	100%	5
GRACE WELLNESS CENTER		2	3	60%	5
INFECTION CONTROL/ EMPHEALTH		3	2	40%	5
CHAMPLAIN VALLEY PHYSICIANS HOSPITAL		3	2	40%	5
EL PARAISO HOME INC		5			5
MEDEXPRESS URGENT CARE - HUNTINGTON WE		5			5
HIGH TOWER ALF LLC		5			5
MEDEXPRESS URGENT CARE - RICHMOND, NINE MILE RD		5			5
URGENT MED INC		3	2	40%	5
CLEVELAND CLINIC MARTIN HEALTH NURSING & RESTORATIVE		5			5
BLOOMINGDALE PEDIATRIC ASSOCIATES PA			5	100%	5
LAKEVIEW TERRACE HOME HEALTH SERVICES LLC			5	100%	5
MINUTE CLINIC		1	4	80%	5
FAMILY CARE MEDICAL CENTER			5	100%	5
GUTHRIE MEDICAL GROUP LABORATORIES		5			5
CYPRESS CREEK MEDICAL CENTER			5	100%	5
ALL CHILDREN'S HOSPITAL DEPT OF GENERAL PEDIATRICS			5	100%	5
DELIVER MY MEDS CORP		5			5
RESIDENTIAL PLAZA AT BLUE LAGOON INC		5			5
NORTHPORT MEDICAL CENTER LAB		5			5
AEL KNOXVILLE			5	100%	5
APOLLO GARDENS RETIREMENT RESIDENCE CARE		5			5
JOSEF SCHENKER MD PC DBA CENTERS URGENT		4	1	20%	5

# COVID-19: testing by laboratory

Data through Jan 16, 2021 verified as of Jan 17, 2021 at 09:25 AM

Data in this report are provisional and subject to change.

The numbers in the table below represent the number of Florida and non-Florida residents for whom test results were received by the Department of Health. A person can be tested by more than one laboratory and can have both positive and negative results. **Therefore, the sum of the numbers in each column will be larger than the total number of people tested.**

Reporting lab	Inconclusive	Negative	Positive	Percent positive	Total
PEDIATRICS OF ALTAMONTE		5			5
LONGWOOD PEDIATRICS LLC			5	100%	5
MANATEE PEDIATRICS			5	100%	5
CARILLON SPORTS AND FAMILY MEDICINE		4	1	20%	5
BEACH HOUSE		5			5
LONG ISLAND JEWISH FOREST HILLS HOSPITAL		5			5
WEST PACIFIC MEDICAL LABORATORY			5	100%	5
BITTINGS APOTHECARY INC		3	2	40%	5
FHPG_EXP CARE W HILLSBOROUGH			5	100%	5
JOHN T MATHER MEMORIAL HOSPITAL LABORATORY		5			5
WATSON THERAPEUTICS		1	4	80%	5
CVS M08590POCT KANSAS CITY		1	4	80%	5
MEDEXPRESS URGENT CARE - STATE COLLEGE		4	1	20%	5
OPTUMCARE FLORIDA, LLC		3	2	40%	5
VITAS HEALTHCARE CORPORATION OF FL			5	100%	5
Kennedy University Hospital		5			5
MEASE MANOR INC		1	4	80%	5
CVS MINUTE CLINIC DIAGNOSTIC OF NEW JERSEY		5			5
BROWNE MEDICAL		5			5
COPELAND MEDICAL CLINIC		3	2	40%	5
MEDICAL CENTER OF BLOUNTSTOWN			5	100%	5
MINUTECLINIC DIAGNOSTIC OF TN PC #242		3	2	40%	5
HENDRY REGIONAL CONVENIENT CARE CENTER			5	100%	5
LAKE COUNTY DETENTION CENTER		3	2	40%	5
NORTH SHORE HEMATOLOGY-ONCOLOGY ASSOCIATES, PC		5			5
ISLAMORADA VILLAGE OF ISLANDS FIRE RESCUE		5			5
ASCENSION ST VINCENT'S CLAY COUNTY			5	100%	5
ELLIS HOSPITAL LABORATORY		5			5
MEDEXPRESS URGENT CARE-NESHANNOCK TWP		4	1	20%	5
MEDEXPRESS URGENT CARE MURRYSVILLE		3	2	40%	5
GREENVILLE MEMORIAL HOSPITAL LAB			5	100%	5
NOVANT HEALTH UVA		2	3	60%	5
ST CLOUD COMPOUNDING PHARMACY & WELLNESS CENTER		5			5
SOUTHEASTERN PEDIATRIC ASSOCIATES			5	100%	5
RUSH UNIVERSITY MEDICAL CENTER LABORATORY			5	100%	5
FINLAY		1	4	80%	5
FLORIDA HOSPITAL LAKE MARY		5			5
ST JOHNS BIOMEDICAL LAB		5			5
MINUTECLINIC DIAGNOSTIC OF NEW MEXICO		5			5
MINUTECLINIC DIAGNOSTIC OF NEW JERSEY,		5			5
AMERICAN MEDICAL RESPONSE - DENVER		2	3	60%	5
DICKSON MEDICAL ASSOCIATES PC PATH LAB		4	1	20%	5
MINUTECLINIC, LLC #1586		3	2	40%	5
BAYFRONT HMA CONVENIENT CARE, LLC		2	3	60%	5
HOLLY HILL HOME INFUSION SERVICE		5			5
MINUTE-CLINIC DIAGNOSTIC OF VIRGINIA, LLC #2003		4	1	20%	5

# COVID-19: testing by laboratory

Data through Jan 16, 2021 verified as of Jan 17, 2021 at 09:25 AM

Data in this report are provisional and subject to change.

The numbers in the table below represent the number of Florida and non-Florida residents for whom test results were received by the Department of Health. A person can be tested by more than one laboratory and can have both positive and negative results. **Therefore, the sum of the numbers in each column will be larger than the total number of people tested.**

Reporting lab	Inconclusive	Negative	Positive	Percent positive	Total
TAMPA URGENT CARE			5	100%	5
ORLANDO FAMILY PHYSICIANS			5	100%	5
BAY COUNTY HEALTH DEPARTMENT		5			5
MEDEXPRESS URGENT CARE - BATTLE CREEK		3	2	40%	5
COOPER HOSPITAL/UNIVERSITY MEDICAL		5			5
LAKE NONA PEDIATRICS IN ASSOCIATION WITH NEMOURS		5			5
ADEPT INPATIENT MEDICAL SERVICES PC		5			5
QUINTON MEMORIAL HEALTH CARE CENTER		5			5
PRECISION DIAGNOSTICS INC - NJ		5			5
MINUTECLINIC DIAGNOSTIC OF SC, LLC #2		5			5
BAPTIST HEALTH - TOWN CENTER			5	100%	5
WOODHULL MEDICAL AND MENTAL HEALTH CTR		5			5
FAST PACE MEDICAL CLINIC PLLC		4	1	20%	5
PARRISH HEALTH CENTER		5			5
Conway Lakes Health and Rehabilitation Center		5			5
KEY TRAINING CENTER			5	100%	5
MED TECH SERVICES OF PALM BEACH INC		5			5
URGENT CARE OF LONGWOOD			5	100%	5
MC DIAGNOSTIC OF CONNECTICUT PC #459		5			5
MINUTE CLINIC DIAGNOSTIC OF MICHIGAN PC		5			5
URGENT TEAM - HUNTSVILLE		4	1	20%	5
HILLSBOROUGH COUNTY HEALTH DEPARTMENT			5	100%	5
PARTNERS PHARMACY OF FLORIDA LLC		5			5
VIP WALK IN CLINIC			5	100%	5
MIAMI CANCER INSTITUTE			5	100%	5
BOROPARK URGENT CARE		4	1	20%	5
NEMOURS CHILDREN'S CLINIC			4	100%	4
CLINICAL LABORATORIES OF THE BUFFALO		3	1	25%	4
MEMORIAL HEALTHCARE SYSTEM		1	3	75%	4
VENICE GREEN VILLAGE		3	1	25%	4
FLORIDA HEART AND VASCULAR			4	100%	4
GENEVA GENERAL HOSPITAL LABORATORY		3	1	25%	4
COLLIER HMA PHYSICIAN MANAGEMENT, LLC			4	100%	4
APEX HOME HEALTH CARE		4			4
ESTATES MEDICAL CENTER INC			4	100%	4
EP LTC PHARMACY		3	1	25%	4
MC DIAGNOSTIC OF CONNECTICUT, PC #1043		4			4
A & R RESEARCH GROUP			4	100%	4
UHEALTH UNIVERSITY OF MIAMI			4	100%	4
CELERION			4	100%	4
CONSULATE HEATH CARE AT WEST ALTAMONTE			4	100%	4
URGENT CARE COASTAL GA			4	100%	4
FLORIDA HOSPITAL ALTAMONTE		2	2	50%	4
MEDEXPRESS URGENT CARE - LOGAN		4			4
NIGHT LITE PEDIATRICS CENTER		1	3	75%	4
LABS PLUS LLC		4			4

# COVID-19: testing by laboratory

Data through Jan 16, 2021 verified as of Jan 17, 2021 at 09:25 AM

Data in this report are provisional and subject to change.

The numbers in the table below represent the number of Florida and non-Florida residents for whom test results were received by the Department of Health. A person can be tested by more than one laboratory and can have both positive and negative results. **Therefore, the sum of the numbers in each column will be larger than the total number of people tested.**

Reporting lab	Inconclusive	Negative	Positive	Percent positive	Total
MEDEXPRESS URGENT CARE - CLARKSBURG		4			4
MEDEXPRESS URGENT CARE - TARENTUM		4			4
MINUTECLINIC DIAGNOSTIC OF NEVADA #87		2	2	50%	4
LEON MEDICAL CENTERS, LLC			4	100%	4
REDMED OF CROSSTOWN		1	3	75%	4
FAMILY MEDICINE AT WATERMAN		4			4
LEMOYNE COLLEGE WELLNESS CENTER FOR		4			4
FIFTH AVENUE PEDIATRICS		3	1	25%	4
ARKANSAS DEPARTMENT OF HEALTH			4	100%	4
REHABILITATION CENTER OF WINTER PARK,THE			4	100%	4
CARENOW URGENT CARE-HERMITAGE			4	100%	4
SANFORD SOUTH UNIVERSITY		4			4
MEDEXPRESS URGENT CARE PLEASANT HILLS		3	1	25%	4
FCHC (OB)-DARWIN SQUARE CTR.			4	100%	4
MEDEXPRESS URGENT CARE - SOUTH PARKERSBURG		4			4
PHYSICIANS QUALITY CARE			4	100%	4
Fouraker Hills Rehab and Nursing			4	100%	4
West Gate Village, LLC		4			4
CAPE COD HOSPITAL			4	100%	4
MINUTECLINIC DIAGNOSTIC OF ILLINOIS		3	1	25%	4
OPTUM PRIMARY CARE - FOUNTAIN OAKS			4	100%	4
URGENT CARE - OCONEE		2	2	50%	4
KETTERING HEALTH			4	100%	4
NEULIFE NEUROLOGICAL SERVICES LLC			4	100%	4
RIVERVIEW ALF OPERATOR LLC			4	100%	4
MEDEXPRESS URGENT CARE - CULPEPER		4			4
Walker BaptistMedCtr		3	1	25%	4
BARBARA O'REILLY MD PA		4			4
AHEC CLINIC		1	3	75%	4
MEDEXPRESS - COLLINSVILLE BELT LINE		3	1	25%	4
CAREWELL 202			4	100%	4
MARSHALL MEDICAL CENTER SOUTH LAB		3	1	25%	4
MEMORIAL HEALTH CARE SYSTEMS			4	100%	4
MINUTECLINIC DIAGNOSTIC OF MINNESOTA		4			4
CAREATC, INC.			4	100%	4
FLORIDA HEALTH CARE PLANS STIRLING CENTER			4	100%	4
CHILDREN'S MEDICAL GROUP		4			4
KENTUCKY CABINET FOR HEALTH AND FAMILY SERVICES			4	100%	4
COVENIENT CARE MEDICAL CLINIC			4	100%	4
BARTON MEMORIAL HOSPITAL		3	1	25%	4
MEDEXPRESS URGENT CARE, FAIRMONT		4			4
MD NOW URGENT CARE - DELRAY WEST			4	100%	4
LIFE CARE HOME HEALTH SERVICES LLC		1	3	75%	4
MINUTECLINIC DIAGNOSTIC OF TN PC #643		2	2	50%	4
MINUTECLINIC DIAG OF IND LLC #8651		3	1	25%	4
FISHERMEN'S HOSPITAL			4	100%	4

# COVID-19: testing by laboratory

Data through Jan 16, 2021 verified as of Jan 17, 2021 at 09:25 AM

Data in this report are provisional and subject to change.

The numbers in the table below represent the number of Florida and non-Florida residents for whom test results were received by the Department of Health. A person can be tested by more than one laboratory and can have both positive and negative results. **Therefore, the sum of the numbers in each column will be larger than the total number of people tested.**

Reporting lab	Inconclusive	Negative	Positive	Percent positive	Total
FLORIDA SCHOOL FOR THE DEAF AND THE BLIND			4	100%	4
SHARP MEMORIAL HOSPITAL MICROBIOLOGY DEPT			4	100%	4
PEACEHEALTH LABORATORIES		3	1	25%	4
PANCARE HEALTH - PONCE DE LEON			4	100%	4
MINUTE-CLINIC DIAGNOSTIC OF VIRGINIA, LLC #794		4			4
SOUTHWESTERN REGIONAL MEDICAL CENTER - TULSA		4			4
UNIVERSITY OF WASHINGTON MEDICAL CENTER (UWMC) EMERGENCY DEPT.			4	100%	4
OKLAHOMA STATE DEPARTMENT OF HEALTH-PUBLIC HEALTH LABORATORY			4	100%	4
PM PEDIATRICS OF BAYSIDE PLLC		4			4
UNILAB OF DADE INC			4	100%	4
SIGNATURE CARE MONTROSE		2	2	50%	4
SIGNATURE CARE EMERGENCY CENTER		2	2	50%	4
FLORIDA HEALTHCARE OF ORLANDO			4	100%	4
CVS MINUTE CLINIC DIAGNOSTIC OF TN #6044		4			4
ST BARNABAS HOSPITAL		4			4
MINUTECLINIC, LLC #03965		4			4
DES PLAINES CLINICAL LAB		2	2	50%	4
AFFINITY URGENT CARE			4	100%	4
A AND R RESEARCH GROUP LLC		2	2	50%	4
TRUE HEALTH- HOFFNER		3	1	25%	4
CRESTAR LABS		2	2	50%	4
HELIX KH UC			4	100%	4
VITAL CARE URGENT CARE			4	100%	4
CAPTAIN JAMES A. LOVELL FEDERAL HEALTHCARE CENTER			4	100%	4
MIAMI COMMUNITY HEALTH CENTER INC		1	3	75%	4
CVS MINUTE CLINIC, LLC #22		3	1	25%	4
PENSACOLA PEDIATRICS MILTON			4	100%	4
UW MEDICINE VIROLOGY LAB			4	100%	4
MEDEXPRESS URGENT CARE - MT LEBANON		3	1	25%	4
ENCOMPASS HOME HEALTH		4			4
MD NOW MEDICAL CENTER INC			4	100%	4
MEDEXPRESS URGENT CARE - BLUEFIELD		3	1	25%	4
MIZELL MEMORIAL HOSPITAL			4	100%	4
THONOTOSASSA COMMUNITY HEALTH CENTER		1	3	75%	4
MINUTECLINIC DIAGNOSTIC OF TN PC #6363		4			4
ST ANTHONY'S HOSP PATIENT CARE SERVICE			4	100%	4
Sunrise Health and Rehabilitation Center			4	100%	4
FHCP - ORMOND BEACH			4	100%	4
MINUTECLINIC, LLC #1796		3	1	25%	4
CENTERPLACE HEALTH, INC			4	100%	4
COMPUNET CLINICAL LAB			4	100%	4
SOMA MEDICAL CENTER # 4		2	2	50%	4
ADVENTHEALTH MEDICAL GROUP MULTISPECIALTY			4	100%	4
MEDEXPRESS URGENT CARE - WEIRTON		4			4
SunTerrace Health Care Center		3	1	25%	4
MINUTE CLINIC DIAGNOSTIC OF PENNSYLVANIA		4			4

# COVID-19: testing by laboratory

Data through Jan 16, 2021 verified as of Jan 17, 2021 at 09:25 AM

Data in this report are provisional and subject to change.

The numbers in the table below represent the number of Florida and non-Florida residents for whom test results were received by the Department of Health. A person can be tested by more than one laboratory and can have both positive and negative results. **Therefore, the sum of the numbers in each column will be larger than the total number of people tested.**

Reporting lab	Inconclusive	Negative	Positive	Percent positive	Total
DEPARTMENT OF HEALTH/ NEW YORK			4	100%	4
MEDEXPRESS URGENT CARE - FREDERICK		4			4
GUIDEWELL EMERGENCY MEDICINE DOCTORS LLC			4	100%	4
MEDEXPRESS URGENT CARE - FORT WORTH S		3	1	25%	4
ARCPPOINT LABS OF FORT LAUDERDALE, FL CENTRAL		1	3	75%	4
CDRX INFUSION			4	100%	4
SIMEDHEALTH LLC		2	2	50%	4
SHEEPSHEAD BAY URGENT CARE		4			4
FLAGLER HEALTH SERVICES INC			4	100%	4
MEDEXPRESS URGENT CARE - PRINCETON		4			4
Grace Rehabilitation of Vero Beach		4			4
DISCOVERY VILLAGE AT DEERWOOD			4	100%	4
GENUS DIAGNOSTICS			4	100%	4
MAILBOX DIAGNOSTICS		2	2	50%	4
EAST HILL PHARMACY		3	1	25%	4
Avalon Healthcare and Rehabilitation Center			4	100%	4
HEALTHY MINORS PEDIATRIC URGENT CARE		4			4
THE LITTLE CLINIC			4	100%	4
Heartland of Boynton Beach			4	100%	4
BENEVA LAKES HEALTHCARE & REHAB CENTER			4	100%	4
SJH			4	100%	4
EP MEDICAL EQUIPMENT PHARMACY		3	1	25%	4
WYOMING PUBLIC HEALTH LAB			4	100%	4
BAYLOR ESOTERIC AND MOLECULAR LAB			4	100%	4
BELLIN HEALTH LAB		1	3	75%	4
SONIC REFERENCE LABORATORY			4	100%	4
DYNACARE LABORATORIES			4	100%	4
ABSOLUTE HEALTH		4			4
MINUTECLINIC DIAGNOSTIC OF VIRGINIA, LLC #1656		4			4
KANSAS DEPARTMENT OF HEALTH		2	2	50%	4
VIERA FAMILY MEDICINE AND WELLNESS		3	1	25%	4
Millennium Nursing & Rehab Center		4			4
DYNAMIC HEALTH CENTERS INC		2	2	50%	4
PM PEDIATRICS OF SELDEN		3	1	25%	4
PHYSICIANS IMMEDIATE CARE ELGIN			4	100%	4
MEDEXPRESS URGENT CARE - MBURG COMMONS		4			4
ADVENTHEALTH NEW SMYRNA BEACH COMMUNITY HEALTH			4	100%	4
ADVENT HEALTH - TUSKAWILLA		4			4
ST. MARY'S HOSPITAL			4	100%	4
WHITE WILSON MEDICAL CENTER NEPHROLOGY			4	100%	4
DISCOVERY VILLAGE AT STUART		1	3	75%	4
MINUTE CLINIC DIAGNOSTIC OF NORTH CAROLINA		4			4
MIAMI MEDICAL CONSULTANT PA			4	100%	4
ORLANDO FAMILY MEDICINE		1	3	75%	4
SOUTHERN LABORATORY SERVICES OF NWF		4			4
Park Ridge Nursing Center		3	1	25%	4

# COVID-19: testing by laboratory

Data through Jan 16, 2021 verified as of Jan 17, 2021 at 09:25 AM

Data in this report are provisional and subject to change.

The numbers in the table below represent the number of Florida and non-Florida residents for whom test results were received by the Department of Health. A person can be tested by more than one laboratory and can have both positive and negative results. **Therefore, the sum of the numbers in each column will be larger than the total number of people tested.**

Reporting lab	Inconclusive	Negative	Positive	Percent positive	Total
CAPITAL HEALTH LABORATORY INC			4	100%	4
ADVENTHEALTH MEDICAL GROUP PEDIATRIC & ADOLESCENT		3	1	25%	4
ENTRUST IMMEDIATE CARE			4	100%	4
REMISE OCCUPATIONAL HEALTH SOLUTIONS INC			4	100%	4
COLUMBIA MEMORIAL HOSPITAL LABORATORY		4			4
DEPARTMENT OF HEALTH AND HUMAN SERVICES STATE OF NEW HAMPSHIRE			4	100%	4
PHYSICIANS IMMEDIATE CARE AURORA			4	100%	4
MD ANDERSON			4	100%	4
MC DIAGNOSTIC OF CONNECTICUT, PC # 257		3	1	25%	4
BIRMINGHAM VAMC		1	3	75%	4
FLORIDA CANCER SPECIALISTS AND RESEARCH		2	2	50%	4
NOVADIX		2	2	50%	4
CARENOW URGENT CARE - WINTER SPRINGS		3	1	25%	4
EXPRESS TESTING-ONE			4	100%	4
MINUTECLINIC DIAGNOSTIC OF OKLAHOMA		3	1	25%	4
MEDEXPRESS - NEW CASTLE, DUPONT HWY		4			4
MEDEXPRESS URGENT CARE MORGANTOWN		4			4
MEDEXPRESS URGENT CARE - MARKHAM STREE		3	1	25%	4
NAVAL MEDICAL CENTER SAN DIEGO			4	100%	4
RIO PINAR HEALTH CARE			4	100%	4
MINUTECLINIC DIAGNOSTICS OF IND, LLC		4			4
LAFAYETTE NURSING AND REHAB			4	100%	4
TERRACINA LLC			4	100%	4
COMPREHENSIVE CLINICAL RESEARCH, LLC			4	100%	4
MINUTE CLINIC OF KANSAS PA		1	3	75%	4
Westminster Manor		3	1	25%	4
NORTHDALE REHABILITATION CENTER			4	100%	4
IMIC INC RESEARCH			4	100%	4
CVA MINUTE CLINIC DIAGNOSTIC OF VIRGINIA, LLC		4			4
SOMA MEDICAL CENTER, PA #4 FLORIDA MANGO			4	100%	4
OMNICARE PHARMACY OF TEXAS 1		4			4
NEWPATH DIAGNOSTICS		4			4
SOUTHEASTERN REGIONAL MEDICAL CENTER			4	100%	4
WIREGRASS MEDICAL CENTER			4	100%	4
MINUTECLINIC DIAGNOSTIC OF VIRGINIA		4			4
VIDANT MEDICAL CENTER			4	100%	4
WALGREENS #07034		4			4
GUTHRIE MEDICAL GROUP - CORNING		3	1	25%	4
THE DOCTORS CENTER HEALTHCARE-SOUTHSIDE		1	3	75%	4
BAYFRONT MEDICAL			4	100%	4
DEVEREUX FLORIDA CHILDRENS CENTER			4	100%	4
DIAGNOSTECHS		4			4
CLAY PRIMARY & FAMILY CARE LLC			4	100%	4
ACCESS HOME HEALTH OF FLORIDA LLC		4			4
FORSYTH HOUSE			4	100%	4
FLORENCE - HUNTSVILLE HOSPITAL URGENT CARE		3	1	25%	4



# COVID-19: testing by laboratory

Data through Jan 16, 2021 verified as of Jan 17, 2021 at 09:25 AM

Data in this report are provisional and subject to change.

The numbers in the table below represent the number of Florida and non-Florida residents for whom test results were received by the Department of Health. A person can be tested by more than one laboratory and can have both positive and negative results. **Therefore, the sum of the numbers in each column will be larger than the total number of people tested.**

Reporting lab	Inconclusive	Negative	Positive	Percent positive	Total
WESLEY CHAPEL INTERNAL MEDICINE AND PEDIATRICS			4	100%	4
UNION CITY MANOR NURSING CENTER		4			4
DTR LABS		3	1	25%	4
BIG BEND HOSPICE INC		4			4
MEDICINE SHOPPE #1306 THE		3	1	25%	4
PUTNAM HOSPITAL CENTER LABORATORY		4			4
FLORIDA CLINICAL LABORATORY - BIOREFERENCE LABORATORIES		2	2	50%	4
PALM BEACH CANCER INSTITUTE			4	100%	4
MEDEXPRESS URGENT CARE - MOUNTAIN HOME		3	1	25%	4
COURTYARD GARDENS OF BOYNTON BEACH, LLC		1	3	75%	4
VITAS HEALTHCARE			4	100%	4
OKLAHOMA STATE UNIVERSITY DIAGNOSTIC LAB			4	100%	4
TENDER CARE ALF		4			4
COASTAL COMPLETE CARE			4	100%	4
BOND & STEELE CLINIC PA D/B/A BOND CLINIC PA		4			4
VRL LABORATORIES			4	100%	4
MINUTECLINIC DIAGNOSTIC OF VIRGINIA, LLC #255		4			4
LAKE CONWAY URGENT CARE LLC		2	2	50%	4
MARION AND BERNARD L SAMSON NURSING CENTER			4	100%	4
TARPON SPRINGS PEDIATRICS, LLC			4	100%	4
LAKE FOREST PARK OP CO LLC		4			4
LAKE CO SCHOOLS EMPLOYEE HEALTH & WELLNESS CENTER		3	1	25%	4
BAPTIST HEALTH MEDICAL CENTER			4	100%	4
COMPASSION PEDIATRICS			4	100%	4
GNT ASSOCIATES		3	1	25%	4
Advanced Care Center			4	100%	4
CVS MINUTE CLINIC DIAGNOSTIC MED GRP OF SAN		2	2	50%	4
FRUITVILLE URGENT CARE			4	100%	4
ALVARO J DANGOND MD PA		4			4
MEDEXPRESS URGENT CARE - KOKOMO		4			4
MEDEXPRESS URGENT CARE HUNTINGTON		4			4
TRIDENT BIOMETRICS		3	1	25%	4
SOUTH FLORIDA FAMILY HEALTH & RESEARCH CTR			4	100%	4
MAIN STREET MEDICAL CENTER OF CRESTVIEW PA		1	3	75%	4
PRL NYC PANDEMIC RESPONSE LAB			4	100%	4
ORLANDO ORTHOPAEDIC OUTPATIENT SURGERY CENTER		1	3	75%	4
DOTHAN PEDIATRIC CLINIC			4	100%	4
Calusa Harbour			4	100%	4
MEDEXPRESS - NEWARK		4			4
ACCENT PHYSICIAN SPECIALISTS PA		4			4
PELICAN LANDING		1	3	75%	4
MEDEXPRESS URGENT CARE - TEAYS VALLEY		3	1	25%	4
AHC Decatur County		4			4
L3HARRIS FAMILY MEDICAL CENTER			4	100%	4
MARSHFIELD LABORATORIES			4	100%	4
MC DIAGNOSTIC OF CONNECTICUT , PC # 3		2	2	50%	4

# COVID-19: testing by laboratory

Data through Jan 16, 2021 verified as of Jan 17, 2021 at 09:25 AM

Data in this report are provisional and subject to change.

The numbers in the table below represent the number of Florida and non-Florida residents for whom test results were received by the Department of Health. A person can be tested by more than one laboratory and can have both positive and negative results. **Therefore, the sum of the numbers in each column will be larger than the total number of people tested.**

Reporting lab	Inconclusive	Negative	Positive	Percent positive	Total
CVS MINUTE CLINIC DIAGNOSTIC PA #3060		3	1	25%	4
MINUTECLINIC DIAGNOSTIC OF TN PC #6435		4			4
PANCARE HEALTH YOUNGSTOWN			4	100%	4
HAMPTON ALF AT 24TH ROAD LLC			4	100%	4
PRIMECARE		2	2	50%	4
CELAL GUROL ERBAY, MD			4	100%	4
THE RETREAT AT PORT ORANGE			4	100%	4
BRIDGE DIAGNOSTICS			4	100%	4
ORLANDO FAMILY MEDICAL INC		4			4
CARE ONE PRIMARY CARE			4	100%	4
MINUTE CLINIC DIAGNOSTIC OF TEXAS, LLC		4			4
ELITE MEDICAL CENTER			4	100%	4
OCHSNER MEDICAL CENTER			4	100%	4
Health Care Center of Jacksonville			4	100%	4
VITRO MOLECULAR LABORATORIES			4	100%	4
RELIANT ACUTE CARE			4	100%	4
DOCTORS EXPRESS OF ST PETERSBURG			4	100%	4
BOONE DRUG & HEALTHCARE AT DEERFIELD			4	100%	4
HEALTH AND WELLNESS CENTER			4	100%	4
NORTHEAST ALABAMA REGIONAL MEDICAL CENTER		2	2	50%	4
CALLAWAY CLINIC		3	1	25%	4
BIOTEST PLASMA CENTER		4			4
OHIO DEPARTMENT OF HEALTH			4	100%	4
WILLIAM A HINTON STATE LABORATORY INSTITUTE		1	3	75%	4
MINUTE CLINIC LLC #2775		4			4
MC DIAGNOSTIC OF CONNECTICUT, PC #1966		4			4
CAYUGA COUNTY HEALTH DEPARTMENT		3	1	25%	4
INTERMARKET FACILITY			4	100%	4
CARENOW URGENT CARE-DONELSON		3	1	25%	4
OVIEDO CHILDRENS HEALTH CENTER LLC		1	3	75%	4
INTEGRATED FAMILY MEDICAL CENTER			4	100%	4
PALM HARBOR DERMATOLOGY		4			4
MEDEXPRESS URGENT CARE - BECKLEY CROSS		3	1	25%	4
MINUTECLINIC, DIAGNOSTIC OF TEXAS, LL		3			3
PANCARE HEALTH - ALTHA PUBLIC			3	100%	3
STONE CLINICAL LABORATORIES OF FL LLC		3			3
MOBIL LAB FOR ALL INC		3			3
MINUTECLINIC DIAGNOSTIC OF MICHIGAN, P		3			3
NEMOURS CHILDRENS PRIMARY CARE MAITLAND			3	100%	3
PROMPT CARE OF CENTRAL FLORIDA LLC			3	100%	3
GAINESVILLE PEDIATRIC ASSOCIATES			3	100%	3
LATCHER LABORATORY OF A O FOX MEMORIAL		2	1	33%	3
MINUTECLINIC, LLC #05814		3			3
ADVENTHEALTH SEBRING- INFECTION CONTROL DEPARTMENT			3	100%	3
CULLMAN REGIONAL MEDICAL CENTER		2	1	33%	3
PM PEDIATRICS OF SELDEN PLLC		3			3

# COVID-19: testing by laboratory

Data through Jan 16, 2021 verified as of Jan 17, 2021 at 09:25 AM

Data in this report are provisional and subject to change.

The numbers in the table below represent the number of Florida and non-Florida residents for whom test results were received by the Department of Health. A person can be tested by more than one laboratory and can have both positive and negative results. **Therefore, the sum of the numbers in each column will be larger than the total number of people tested.**

Reporting lab	Inconclusive	Negative	Positive	Percent positive	Total
GRAND VILLA OF ORMOND BEACH		2	1	33%	3
ADVENT HEALTH - WESTCHASE ER			3	100%	3
WALGREENS #07502		3			3
PUBLIC HEALTH TRUST OF MIAMI DADE COUNTY			3	100%	3
NEOGENOMICS LABORATORIES, INC		3			3
WEST TN HEALTH MED NORTH		3			3
Centrastate Medical Center		2	1	33%	3
MINUTE CLINIC DIAGNOSTIC OF VIRGINIA, LLC		3			3
SUNRISE SENIOR LIVING OF JACKSONVILLE			3	100%	3
SUMNER REGIONAL MEDICAL CENTER		2	1	33%	3
HARLEM HOSPITAL CENTER		3			3
MINUTECLINIC, LLC #7139		3			3
HEALTHQUEST, INC		2	1	33%	3
Life Care Center of Citrus County		2	1	33%	3
FAMILY MEDICINE MEDICAL DRIVE		3			3
VICAR'S LANDING NURSING HOME		2	1	33%	3
ADVANCED URGENT CARE OF MARATHON			3	100%	3
Broadview Multi-Care Center		3			3
PLAINVIEW PRIMARY CARE		3			3
ROANE MEDICAL CENTER		2	1	33%	3
EXETER HOSPITAL		3			3
MEDICAL UNIVERSITY SC HOSPITAL			3	100%	3
MINUTECLINIC, LLC #1431		2	1	33%	3
ADVANCED PEDIATRICS OF BOCA LLC			3	100%	3
CHEEK AND SCOTT DRUGS INC		3			3
BRANDON REGIONAL EMERGENCY CTR			3	100%	3
OPTUM PRIMARY CARE - SILVER LAKES			3	100%	3
NORTH DAKOTA DEPT OF HEALTH MICROBIOLOGY		1	2	67%	3
MARION COUNTY FIRE RESCUE		3			3
BRENTWOOD SENIOR LIVING AT ST PETE			3	100%	3
MEDEXPRESS URGENT CARE-ARLINGTON		2	1	33%	3
KINDRED HOSPITAL OCALA		2	1	33%	3
ORLANDO REGIONAL HEALTH SERVICES		1	2	67%	3
MINUTECLINIC DIAG OF IND, LLC #2387		3			3
HAVEN HOSPICE IN CHIEFLAND			3	100%	3
MINUTECLINIC DIAGNOSTIC OF NORTH CAROLINA PC #5341		2	1	33%	3
BROOKDALE NEW PORT RICHEY			3	100%	3
MANORCARE NURSING & REHABILITATION CENTER-NAPLES		3			3
Lakeview Village		3			3
COMPASSION PEDIATRIC URGENT CARE LLC			3	100%	3
ALLIANCE PEDIATRICS PA			3	100%	3
FHPG TAMPA PRIMARY CARE			3	100%	3
FHPG FAMILY MEDICAL CENTER OF TAMPA BAY		1	2	67%	3
AUSTIN PUBLIC HEALTH			3	100%	3
MEDEXPRESS URGENT CARE, CHAMBERSBURG		2	1	33%	3
ST. LUKE'S HOSPITAL - BETHLEHEM CAMPUS		1	2	67%	3

# COVID-19: testing by laboratory

Data through Jan 16, 2021 verified as of Jan 17, 2021 at 09:25 AM

Data in this report are provisional and subject to change.

The numbers in the table below represent the number of Florida and non-Florida residents for whom test results were received by the Department of Health. A person can be tested by more than one laboratory and can have both positive and negative results. **Therefore, the sum of the numbers in each column will be larger than the total number of people tested.**

Reporting lab	Inconclusive	Negative	Positive	Percent positive	Total
CVS HEALTH MINUTE CLINIC			3	100%	3
BAPTIST PRIMARY CARE, INC.		2	1	33%	3
HUNT CLUB MEDICAL CARE			3	100%	3
SSM HEALTH ST LOUIS MICROBIOLOGY LABORATORY		1	2	67%	3
UNITY HEALTH AND REHABILITATION CENTER			3	100%	3
HOUSTON METHODIST HOSPITAL			3	100%	3
INDIANA STATE DEPARTMENT OF HEALTH LABORATORIES			3	100%	3
PPD - IXLAYER		3			3
FLORIDA MEDICAL ASSOCIATES LLC			3	100%	3
SOFTLAB			3	100%	3
NOVANT HEALTH PRESBYTERIAN		2	1	33%	3
MINUTE CLINIC DIAGNOSTIC OF SOUTH CAROLINA		2	1	33%	3
HAVEN CUSTEAD CARE CENTER			3	100%	3
FIRST CARE - MIDDLESBORO			3	100%	3
MEDEXPRESS URGENT CARE SHADYSIDE		3			3
SPRING LAKE REHABILITATION CENTER			3	100%	3
CVS TX7821POCT LEAGUE CITY		3			3
PARRISH MEDICAL CENTER-WAIVED TESTING		3			3
MEDICAL CENTER ENTERPRISE			3	100%	3
Magnolia Health and Rehab Center			3	100%	3
RHEA MEDICAL CENTER		3			3
ADVENT HEALTH - CENTRAL PASCO ER			3	100%	3
NORTH SHORE HOSP. INFECTION CONTROL			3	100%	3
MINUTECLINIC, LLC #5707		3			3
WHEELER LABORATORY		2	1	33%	3
MEDEXPRESS URGENT CARE - TULSA, S YALE AVE		3			3
BNC Medical Investors, LLC Berrien Nursing & Rehabilitation Center		3			3
BETH ISRAEL MEDICAL CENTER LABS		3			3
MEDIC INFUSION PA		3			3
CROSSVILLE MEDICAL GROUP		1	2	67%	3
MICHIGAN HEALTH CLINIC LABORATORIES		2	1	33%	3
MEDEXPRESS URGENT CARE - YORK			3	100%	3
MINUTECLINIC INCORPORATE, LLC		3			3
SARASOTA PERSONAL MEDICINE		2	1	33%	3
Westside Terrace		3			3
DIXIE COUNTY EMERGENCY SERVICES			3	100%	3
VIRGINIA DIVISION OF CONSOLIDATED LABORATORIES			3	100%	3
US SPECIALTY LABS			3	100%	3
CGH MEDICAL CENTER			3	100%	3
ALABAMA DEPT PUBLIC HEALTH			3	100%	3
BROOKDALE SENIOR LIVING			3	100%	3
MEDEXPRESS URGENT CARE, BELLE VERNON		3			3
GLADES COUNTY DETENTION CENTER			3	100%	3
URGENT DOC - URGENT CARE CLINIC			3	100%	3
SHANDS AT LAKE SHORE LAB		1	2	67%	3
CONSOLIDATED LABORATORY SERVICES			3	100%	3

# COVID-19: testing by laboratory

Data through Jan 16, 2021 verified as of Jan 17, 2021 at 09:25 AM

Data in this report are provisional and subject to change.

The numbers in the table below represent the number of Florida and non-Florida residents for whom test results were received by the Department of Health. A person can be tested by more than one laboratory and can have both positive and negative results. **Therefore, the sum of the numbers in each column will be larger than the total number of people tested.**

Reporting lab	Inconclusive	Negative	Positive	Percent positive	Total
CVS TN5601POCT LENOIR CITY		3			3
COMMUNICABLE DISEASE CONTROL/PUBLIC HEALTH EMERGENCY PREPAREDNESS			3	100%	3
PATHWAY PHARMACY			3	100%	3
NEWSTAR MEDICAL LABORATORIES		3			3
MEDICAL CENTER OF THE ROCKIES			3	100%	3
CENTRAL DUPAGE HOSPITAL			3	100%	3
VILLAGES HEALTH, THE		3			3
CVS MINUTE CLINIC DIAG OF IND LLC #5206		2	1	33%	3
TREASURE COAST PEDIATRICS PA			3	100%	3
NORTHSIDE HOSPITAL		2	1	33%	3
SMOKY MOUNTAIN URGENT CARE AND FAMILY MEDICINE CENTER			3	100%	3
ADRIANA M CASTRO MD PA		3			3
UNC HOSPITAL/MCLENDON CLINICAL LABORATORIES			3	100%	3
FLORIDA LABORATORY ANALYSIS, LLC			3	100%	3
HELIX LW UC		1	2	67%	3
MINUTECLINIC DIAGNOSTIC OF NORTH CAROLINA PC #7054		3			3
NORTHCREST MEDICAL CENTER		1	2	67%	3
COOPER UNIVERSITY HOSPITAL LABORATORY		2	1	33%	3
LIFEHOPE LABS			3	100%	3
FAMILY MEDICINE AT WINTER PARK			3	100%	3
FELICIDAD MEDICAL CENTER INC			3	100%	3
SUN TERRACE HEALTH CARE CENTER			3	100%	3
Gulfport Rehabilitation Center			3	100%	3
SOUTH COUNTY MENTAL HEALTH CENTER INC			3	100%	3
GENTLE HANDS MOBILE PHLEBOTOMY			3	100%	3
ST JOSEPHS CHILDRENS OUTREACH			3	100%	3
EMERALD COAST CENTER			3	100%	3
KISSIMMEE URGENT CARE		3			3
SIGNATURE URGENT CARE			3	100%	3
MEDEXPRESS URGENT CARE-HERSHEY		2	1	33%	3
MINUTECLINIC DIAGNOSTIC OF LOUISIANA,		2	1	33%	3
NC STATE LABORATORY OF PUBLIC HEALTH		3			3
MINUTECLINIC #2860		3			3
ADVICE FOR OPTIMAL WELLNESS, INC			3	100%	3
MEDEXPRESS URGENT CARE-PASADENA		3			3
PARADIGM LABORATORIES			3	100%	3
MONTEFIORE MEDICAL CENTER LABS MONTEFIORE		2	1	33%	3
SANFORD MOBILE LAB			3	100%	3
MONROE COUNTY DEPT OF PUBLIC HEALTH ST		3			3
LAKE MARY HEALTH AND REHABILITATION CENTER		1	2	67%	3
DANIEL M LIBBY MD PLLC		3			3
MINUTE CLINIC LLC #5706		2	1	33%	3
COMMUNITY MEDICAL CENTER			3	100%	3
HELIX MEDICAL CENTERS		1	2	67%	3
BETTERMED URGENT CARE			3	100%	3
SEMINOLE FAMILY HEALTH CENTER		3			3

# COVID-19: testing by laboratory

Data through Jan 16, 2021 verified as of Jan 17, 2021 at 09:25 AM

Data in this report are provisional and subject to change.

The numbers in the table below represent the number of Florida and non-Florida residents for whom test results were received by the Department of Health. A person can be tested by more than one laboratory and can have both positive and negative results. **Therefore, the sum of the numbers in each column will be larger than the total number of people tested.**

Reporting lab	Inconclusive	Negative	Positive	Percent positive	Total
VA OUTPATIENT CLINIC-NEW PORT RICHEY			3	100%	3
MINUTECLINIC, LLC, MINUTECLINIC #7637		3			3
NORTHERN LIGHT LABORATORY		1	2	67%	3
MEDEXPRESS URGENT CARE - RICHMOND, W BROAD ST		3			3
PLEASANTVILLE OF SEBASTIAN LLC			3	100%	3
DEPARTMENT OF PATHOLOGY ROME MEMORIAL		3			3
BRADENTON PHYSICIAN MEDICAL CENTER			3	100%	3
HEALTHCARE NETWORK OF SOUTHWEST FLORIDA			3	100%	3
MINUTECLINIC DIAG OF IND, LLC #6483		1	2	67%	3
COASTAL LABORATORIES OF FLORIDA			3	100%	3
RAPID CITY RUGENT CARE			3	100%	3
MPG JACKSONVILLE ATLANTIC BLVD		1	2	67%	3
MEDEXPRESS URGENT CARE-CHIPPEWA		2	1	33%	3
CELEBRATION PEDIATRICS PA			3	100%	3
ONslow MEMORIAL HOSPITAL LABORATORY		3			3
ST. PETERSBURG PEDIATRICS			3	100%	3
CORTLAND REGIONAL MEDICAL CENTER		3			3
Bainbridge Health and Rehab		3			3
PHYSICIANS REGIONAL MEDICAL CTR - COLLIER BLVD			3	100%	3
NORTH DADE NURSING AND REHABILITATION CENTER			3	100%	3
CVS MINUTE CLINIC DIAGNOSTIC OF TEXAS		3			3
GONZALEZ MD AND ASWAD MD HEALTH SERVICES			3	100%	3
GYN PATH SERVICES			3	100%	3
AVANTE INVERNESS		1	2	67%	3
BARONESS ERLANGER HOSPITAL		3			3
MINUTECLINIC DIAGNOSTIC OF WISCONSIN,		3			3
JACKSON SOUTH COMMUNITY HOSPITAL LAB			3	100%	3
MEDEXPRESS URGENT CARE - SUMMERSVILLE, WEBSTER RD		3			3
CAREWELL URGENT CARE			3	100%	3
MARYLAND STATE DEPT OF HEALTH	2		1	33%	3
WATSON THERAPEUTICS INC			3	100%	3
FAMILY TREE DNA			3	100%	3
TIFTON CARECONNECT URGENT CARE			3	100%	3
AMERICAN SCIENTIFIC LABORATORIES LLC			3	100%	3
FAMILY TREE MEDICAL GROUP PA		2	1	33%	3
LAHEY CLINIC MEDICAL CENTER			3	100%	3
REELFOOT FAMILY WALK IN CLINIC		2	1	33%	3
FOX FAMILY PRACTICE		3			3
CVS MINUTE CLINIC DIAGNOSTIC		3			3
MINUTECLINIC DIAGNOSTIC OF MAINE, LLC		2	1	33%	3
COVID PROCESSING SITE			3	100%	3
ALLIANCE LABS @LRMC			3	100%	3
CITY OF PORT SAINT LUCIE		3			3
G & R HEALTH MART PHARMACY		2	1	33%	3
BOLING, STEPHANIE		3			3
PINELLAS PARK HEALTH CENTER - PINELLAS CHD		1	2	67%	3

# COVID-19: testing by laboratory

Data through Jan 16, 2021 verified as of Jan 17, 2021 at 09:25 AM

Data in this report are provisional and subject to change.

The numbers in the table below represent the number of Florida and non-Florida residents for whom test results were received by the Department of Health. A person can be tested by more than one laboratory and can have both positive and negative results. **Therefore, the sum of the numbers in each column will be larger than the total number of people tested.**

Reporting lab	Inconclusive	Negative	Positive	Percent positive	Total
LUVERNE HEALTH AND REHABILITATION		3			3
RPC@HODGES			3	100%	3
JOHN T MACKAY MD			3	100%	3
MUNSON MEDICAL CENTER			3	100%	3
NORTHWEST FLORIDA CLINICAL LAB		1	2	67%	3
JOHNNIE RUTH CLARKE LAB			3	100%	3
LEE CONVENIENT CARE AT SUMMERLIN			3	100%	3
DEACONESS HOSPITAL			3	100%	3
PREMIER FAMILY AND SPORTS MEDICINE		2	1	33%	3
SUMTER COUNTY HEALTH DEPARTMENT			3	100%	3
LEXINGTON MEDICAL CENTER		1	2	67%	3
EXPRESS CARE OF TAMPA BAY LLC		2	1	33%	3
ST MARYS MEDICAL CENTER			3	100%	3
KESHAV RX LLC		3			3
MINUTECLINIC, LLC #4682		2	1	33%	3
BROOKDALE OAKBRIDGE		1	2	67%	3
STATCARE URGENT & WALK IN MEDICAL CARE		2	1	33%	3
ADVENTHEALTH CENTRA CARE PONCIANA			3	100%	3
MEDFUSION		2	1	33%	3
GREATER MOBILE URGENT CARE - SPRINGHILL			3	100%	3
TERRACE OF ST CLOUD, THE		2	1	33%	3
ADVENT HEALTH MEDICAL GROUP FAMILY MEDICINE			3	100%	3
FLORIDA MENTOR-POINT WEST CLUSTER		3			3
PATHOLOGY REFERENCE LAB LLC			3	100%	3
SURETOX LABORATORY LLC		2	1	33%	3
KEY WEST URGENT CARE, INC		3			3
TIEHH BIOTERRORISM RESPONSE LAB			3	100%	3
NORTH BROWARD HOSPITAL DISTRICT HEALTHCARE FOR THE HOMELESS			3	100%	3
OPENTRONS PRL		2	1	33%	3
TAYLOR MANOR		1	2	67%	3
MORGAN STANLEY HEALTH CENTER		3			3
MINUTECLINIC LLC #5176			3	100%	3
UNIVERSITY OF MICHIGAN		2	1	33%	3
MEDEXPRESS URGENT CARE - WHEELING		2	1	33%	3
MEDICAL SERVICES OF AMERICA HOME HEALTH		3			3
ADVENT HEALTH - TIMBERRIDGE ER		2	1	33%	3
NYC PUBLIC HEALTH LABS			3	100%	3
MID FLORIDA CLINICAL LABORATORY		2	1	33%	3
VIRTUA MEMORIAL HOSPITAL BURLINGTON COUNTY		1	2	67%	3
ST. PETERSBURG PEDIATRICS- 38TH AVENUE			3	100%	3
MADISON COUNTY HEALTH DEPARTMENT		3			3
Hunterdon Medical Center Laboratory		3			3
ACCESS HEALTH CARE		2	1	33%	3
FLORIDA DEPARTMENT OF HEALTH IN MIAMI DADE COUNTY		2	1	33%	3
MED FUSION			3	100%	3
VELOCITY CARE			3	100%	3

# COVID-19: testing by laboratory

Data through Jan 16, 2021 verified as of Jan 17, 2021 at 09:25 AM

Data in this report are provisional and subject to change.

The numbers in the table below represent the number of Florida and non-Florida residents for whom test results were received by the Department of Health. A person can be tested by more than one laboratory and can have both positive and negative results. **Therefore, the sum of the numbers in each column will be larger than the total number of people tested.**

Reporting lab	Inconclusive	Negative	Positive	Percent positive	Total
WYOMING DEPT OF HEALTH			3	100%	3
MINUTECLINIC DIAG OF IND LLC #6998		2	1	33%	3
GROVES CENTER			3	100%	3
LISTENING DOCTOR PLLC, THE			3	100%	3
QUEST DIAGNOSTICS PSC			3	100%	3
ASPEN VALLEY HOSPITAL			3	100%	3
TARRANT COUNTY PUBLIC HEALTH		3			3
THOMAS LANGLEY			3	100%	3
MEDEXPRESS URGENT CARE - WILKES BARRE		2	1	33%	3
LINCOLN MEDICAL CENTER		3			3
REGIONAL MEDICAL LAB			3	100%	3
MEASE CONTINUING CARE		1	2	67%	3
SPARROW CENTRAL LAB			3	100%	3
QUATRACOR PLLC		3			3
MONTANA DEPARTMENT OF PUBLIC HEALTH & HUMAN SERVICES			3	100%	3
ST LUKES HOSPITAL LABORATORY		2	1	33%	3
FLORIDA HOSPITAL LABORATORIES		3			3
HARBOUR'S EDGE		2	1	33%	3
MEDLAB INC		3			3
LITTLE SPURS PEDIATRIC URGENT CARE		1	2	67%	3
CARENOW-ATASCOCITA			3	100%	3
MINUTECLINIC DIAG OF IND LLC #6840		3			3
THE CLINIC OF PEDIATRICS & GI MEDICINE, INC			3	100%	3
MAYO		1	2	67%	3
ORCHID COVE DAYTONA			3	100%	3
PROHEALTH PRIMARY CARE - GLEN OAKS		3			3
RIVER CITY MEDICAL ASSOCIATES INC			3	100%	3
ANN STORCK CENTER INC		3			3
CALIFORNIA DEPARTMENT OF PUBLIC HEALTH			3	100%	3
BROOKDALE ORANGE PARK		3			3
ACL LABORATORIES INDUSTRIAL TOXICOLOGY			3	100%	3
FLORIDA GASTROENTEROLOGY ASSOCIATES PA		3			3
TMH PHYSICIAN PARTNERS SOUTHWOOD			3	100%	3
WINDER NURSING INC DBA WINDER HEALTH CARE		3			3
ABBOTT DIAGNOSTICS			3	100%	3
ST. CLOUD PHARMACY AND WELLNESS CENTER		3			3
MOULTRIE CREEK NURSING AND REHAB			3	100%	3
SIGNATURE CARE PFLUGERVILLE			3	100%	3
GARCIA MORALES NELSON			3	100%	3
MINUTECLINIC DIAGNOSTIC MED GRP OF SAN		3			3
LOUISIANA DEPT. OF HEALTH AND HOSPITALS-INFECTIOUS DISEASE EPI SECTION			3	100%	3
ADVANCED PEDIATRICS			3	100%	3
MEDEXPRESS URGENT CARE-SCOTT TOWNSHIP		3			3
YORK HOSPITAL - LABORATORY			3	100%	3
WELLMED AT APOLLO BEACH BLVD		1	2	67%	3
CULLMAN REGIONAL URGENT CARE		2	1	33%	3



# COVID-19: testing by laboratory

Data through Jan 16, 2021 verified as of Jan 17, 2021 at 09:25 AM

Data in this report are provisional and subject to change.

The numbers in the table below represent the number of Florida and non-Florida residents for whom test results were received by the Department of Health. A person can be tested by more than one laboratory and can have both positive and negative results. **Therefore, the sum of the numbers in each column will be larger than the total number of people tested.**

Reporting lab	Inconclusive	Negative	Positive	Percent positive	Total
ERIE COUNTY PUBLIC HEALTH CLINICAL		3			3
LEWIS COUNTY MANOR		3			3
COVENANT PEDIATRICS		1	2	67%	3
CVS OH6123POCT CINCINNATI		2	1	33%	3
MONTANA PUBLIC HEALTH LAB			3	100%	3
CRANES VIEW LODGE			3	100%	3
ALOHA HOME CARE LLC DBA ACCENTCARE HOME HEALTH OF		3			3
TRUE HEALTH - LAKE UNDERHILL		3			3
CORTLAND COUNTY HEALTH DEPARTMENT		3			3
Rutgers Health Rwj University Hospital - Laboratory		2	1	33%	3
CELEBRATION PEDIATRICS			3	100%	3
RICHMOND CITY DEPARTMENT OF PUBLIC HEALTH			3	100%	3
THE PATHOLOGY LABORATORY		1	2	67%	3
MORTON PLANT NORTH BAY HOSPITAL			3	100%	3
CAMPAZZI CONCIERGE MEDICAL SERVICES		2	1	33%	3
MEDEXPRESS URGENT CARE- FORT WORTH N T		3			3
PINELLAS POINT NURSING AND REHAB			3	100%	3
ELITE PRIMARY CARE OF WAYCROSS			3	100%	3
MINUTECLINIC DIAGNOSTIC OF TN PC #240		3			3
EMORY BENNETT VETERANS NURSING HOME		3			3
Bethany Health and Rehab		3			3
LONG ISLAND UNIVERSITY - POST CAMPUS		3			3
NORTHSIDE HOSPITAL ATLANTA		3			3
Life Care Center of Orlando			3	100%	3
BEEBE MEDICAL CENTER LABORATORY		3			3
MEDEXPRESS URGENT CARE - WICHITA, S SENECA ST		1	2	67%	3
BAPTIST OUTPATIENT SERVICES			3	100%	3
Enterprise Health and Rehabilitation Center		3			3
INSPIRA MEDICAL CENTER VINELAND LAB		2	1	33%	3
PALMS WEST HOSPITAL			3	100%	3
PRISMA HEALTH MIDLANDS			3	100%	3
OHIO DEPARTMENT OF HEALTH LABORATORY		2	1	33%	3
SISD EMPLOYEE HEALTH CLINIC			3	100%	3
MEDEXPRESS URGENT CARE LAVALLE		3			3
Greystone Health Care Center		3			3
CIGNA PBSO WEST PALM			3	100%	3
SANDGATE GARDENS REHAB & NURSING CENTER		2	1	33%	3
MINUTECLINIC DIAGNOSTIC OF ILLINOIS LL		3			3
FLORIDA HOSPITAL PHYSICIANS GROUP		1	2	67%	3
JS HEALTHCARE		2	1	33%	3
CARENOW URGENT CARE - CENTRAL AUSTIN			3	100%	3
CVS MO3087POCT CREVE COEUR		1	2	67%	3
ESTERO FIRE RESCUE		3			3
ORLANDO CLINICAL RESEARCH CENTER		3			3
STRINGFELLOW MEMORIAL HOSPITAL		3			3
HILLVIEW LABORATORY			3	100%	3

# COVID-19: testing by laboratory

Data through Jan 16, 2021 verified as of Jan 17, 2021 at 09:25 AM

Data in this report are provisional and subject to change.

The numbers in the table below represent the number of Florida and non-Florida residents for whom test results were received by the Department of Health. A person can be tested by more than one laboratory and can have both positive and negative results. **Therefore, the sum of the numbers in each column will be larger than the total number of people tested.**

Reporting lab	Inconclusive	Negative	Positive	Percent positive	Total
TMH PHYSICIAN PARTNERS BLOUNTSTOWN			3	100%	3
PALM BEACH COUNTY FIREFIGHTERS HEALTH CLINIC, LLC			3	100%	3
LOVING CARE OF THE TREASURE COAST LLC	1	2			3
LOYOLA UNIVERSITY MEDICAL CENTER LABORATORY			3	100%	3
TERENCE B MITCHELL MD, INC			3	100%	3
MEDFIRST URGENT CARE			3	100%	3
Gulf Shore Care Center			3	100%	3
ALLIED PHYSICIANS GROUP PLLC		3			3
UNIVERSITY OF MIAMI / SCCC RESEARCH LABORATORY			3	100%	3
TAMPA		1	2	67%	3
ARUP		3			3
PEDIATRICS AND ADOLESCENT MEDICINE		2	1	33%	3
LIZS ADULT CARE		3			3
Rosedale Green		3			3
CTRS			3	100%	3
NITIN BAWA PROFESSIONAL ASSOCIATES			3	100%	3
Nashville Central Laboratory		3			3
OHIO CVS STORES		3			3
ESCO DRUG CO INC		3			3
NEMOURS CHILDRENS PRIMARY CARE HORIZON WEST			3	100%	3
USCG SECTOR ST PETE		1	2	67%	3
SENTARA NORFOLK GENERAL HOSPITAL CENTRAL LAB			3	100%	3
CUMBERLAND MEDICAL CENTER INC		3			3
APEX CLINICAL LABORATORIES INC		3			3
PENSACOLA PEDIATRICS PA - TIGER POINT			3	100%	3
SEBRING PEDIATRICS LLC			3	100%	3
PATIENT FIRST - ALLENTOWN			3	100%	3
SCHIFF CENTER FOR LIVER DISEASES		1	2	67%	3
MINUTECLINIC, LLC, DBA MINUTECLINIC #6		3			3
State Lab Unspecifd			3	100%	3
MEDEXPRESS URGENT CARE - WALDORF, CRAIN HWY		3			3
IOWA DEPARTMENT OF PUBLIC HEALTH			3	100%	3
SCIENTIFIC LABORATORY DIVISION			3	100%	3
CARESPOT-WELLINGTON			3	100%	3
Cleveland Clinic Weston			3	100%	3
MEDEXPRESS URGENT CARE - NORTH LITTLE		2	1	33%	3
MERCY URGENT CARE			3	100%	3
LEESBURG COMMUNITY HEALTH CENTERS			3	100%	3
MEDEXPRESS URGENT CARE MARTINSBURG		2	1	33%	3
ALLIANCE FOR MULTISPECIALTY RESEARCH		3			3
PEDIATRICS BY THE SEA JOG RD OFFICE			3	100%	3
TUFTS MEDICAL CENTER			3	100%	3
MEADOWS AT CYPRESS GARDENS, THE		3			3
OHIO HEALTH DOCTORS HOSPITAL			3	100%	3
FLAGLER FAMILY MEDICINE PA			3	100%	3
NORTH NAPLES HOSPITAL RESPIRATORY THERAPY DEPARTMENT			3	100%	3

# COVID-19: testing by laboratory

Data through Jan 16, 2021 verified as of Jan 17, 2021 at 09:25 AM

Data in this report are provisional and subject to change.

The numbers in the table below represent the number of Florida and non-Florida residents for whom test results were received by the Department of Health. A person can be tested by more than one laboratory and can have both positive and negative results. **Therefore, the sum of the numbers in each column will be larger than the total number of people tested.**

Reporting lab	Inconclusive	Negative	Positive	Percent positive	Total
CVS SC3838POCT ANDERSON		3			3
PREMIER CLINICAL RESEARCH INSTITUTE INC			3	100%	3
DACH MAIN LAB			3	100%	3
PROPATH			3	100%	3
HARBORCHASE OF STUART			3	100%	3
HIALEAH SHORES NURSING AND		2	1	33%	3
MINUTECLINIC LLC (1435)		3			3
PM PEDIATRICS OF BAYSIDE PLLC - HOPEWELL JUNCTION		2			2
MINUTECLINIC DIAGNOSTIC OF OHIO #6192		2			2
MEMORIAL HOSPITAL OF CARBONDALE			2	100%	2
HEARTLAND HOME HEALTH CARE		2			2
DUKE HEALTH REGIONAL HOSPITAL			2	100%	2
UNIVERISTY OF MEMPHIS ATHLETIC TRAINI		2			2
CVS TX8387POCT AUSTIN		2			2
CVS IN6654POCT INDIANAPOLIS		2			2
ASCENSION ST MICHAEL'S HOSPITAL LAB		1	1	50%	2
BENEVA LAKES ASSISTED LIVING CENTER			2	100%	2
BMC/JACSONVILLE		1	1	50%	2
MINUTE CLINIC DIAGNOSTIC OF KANSAS PA		2			2
POINT OF CARE PRIVATE HEALTH MANAGEMENT			2	100%	2
SCIENTIFIC LABORATORY COMPANY		2			2
ADVANCED URGENT CARE LLC			2	100%	2
STARR COUNTY MEMORIAL HOSPITAL			2	100%	2
ILLINOIS DEPT OF PUBLIC HEALTH LABS			2	100%	2
MID - FLORIDA PATHOLOGY LLC		1	1	50%	2
PEACE RIVER MEDICAL CENTER		2			2
MEDEXPRESS URGENT CARE- ALLISON PARK		1	1	50%	2
MINUTECLINIC DIAGNOSTIC OF SC, LLC #4		2			2
COOPER CLINIC			2	100%	2
ALASKA PUBLIC HEALTH LAB		1	1	50%	2
RIGHT AT HOME			2	100%	2
MINUTECLINIC DIAGNOSTIC OF OHIO #2964		2			2
MEDEXPRESS URGENT CARE-BLOOMFIELD AVEN		2			2
WOMENS CARE FLORIDA LLC-LABORATORY		2			2
BAPTIST HEALTH LEXINGTON			2	100%	2
Warren Center for Rehabilitation and Nursing		2			2
IMMUNOGENOMICS LLC			2	100%	2
US LABS		2			2
MEDEXPRESS URGENT CARE - SOUTH CHARLESTON		2			2
SPECTRA LABS		1	1	50%	2
New Jersey Aim At Smg		2			2
CAREWELL JW - WORCESTER LNC			2	100%	2
MCLAREN REGIONAL MEDICAL CENTER			2	100%	2
ADVENT HEALTH CENTRAL TEXAS		1	1	50%	2
WASHINGTON STATE DEPARTMENT OF HEALTH PUBLIC HEALTH LABORATORIES			2	100%	2
MURFREESBORO MEDICAL CLINIC		2			2

# COVID-19: testing by laboratory

Data through Jan 16, 2021 verified as of Jan 17, 2021 at 09:25 AM

Data in this report are provisional and subject to change.

The numbers in the table below represent the number of Florida and non-Florida residents for whom test results were received by the Department of Health. A person can be tested by more than one laboratory and can have both positive and negative results. **Therefore, the sum of the numbers in each column will be larger than the total number of people tested.**

Reporting lab	Inconclusive	Negative	Positive	Percent positive	Total
BROOKS -TLC HOSPITAL SYSTEM			2	100%	2
UNIVERSITY HOSPITALS OF CLEVELAND			2	100%	2
ST LUKES HOSPITAL			2	100%	2
METHODIST MANSFIELD MEDICAL CENTER			2	100%	2
HEALTHPARK MEDICAL CTR NURSING SVC		2			2
ALL PEDIATRIC CARE PA			2	100%	2
HENDRY/GLADES COUNTY HEALTH DEPARTMENT		2			2
PARKLAND HEALTH & HOSPITAL			2	100%	2
STANFORD HEALTH CARE ANATOMIC PATHOLOGY & CLINICAL LAB			2	100%	2
QUALITY MEDICAL CARE			2	100%	2
IVY CREEK URGENT CARE OF ENTERPRISE			2	100%	2
POINTE AT NEW PORT PLACE,THE		2			2
CENTRAL FLORIDA FAMILY HEALTH CENTER		2			2
POWERS PEDIATRICS			2	100%	2
TENNESSEE VALLEY HCS			2	100%	2
Bedford Care Center of Hattiesburg		2			2
ADULT MEDICINE OF LAKE COUNTY INC			2	100%	2
GIGI WOOD DAVIS DO-FAMILY MEDICINE		2			2
MINUTECLINIC DIAGNOSTIC MED GRP OF CA		2			2
HARBOUR ISLAND PEDIATRICS LLC			2	100%	2
MEDEXPRESS URGENT CARE-MT PLEASANT		1	1	50%	2
Holiday Retirement Home			2	100%	2
HOPE HEALTHCARE		2			2
AZALEA HEALTH AND REHABILITATION		2			2
GULF COAST REGIONAL MEDICAL CARE		2			2
SOUTHEASTERN INSTITUTE OF RESTORATIVE MEDICINE		1	1	50%	2
LEE MEMORIAL HEALTH SYSTEM D/B/A			2	100%	2
SCRIPPS CLINIC MEDICAL			2	100%	2
MINUTECLINIC DIAGNOSTIC PA #3344		2			2
SAVANNAH COVE		2			2
PHYSICIANS FOR CHILDREN			2	100%	2
PM PEDIATRICS OF BAYSIDE, PLLC - MANHASSET		2			2
THOMASVILLE REGIONAL MEDICAL CENTER		2			2
MINUTE CLINIC DIAGNOSTIC OF VIRGINIA, LLC #1905		2			2
HEALTH & REHAB CTR AT DOLPHINS VIEW, THE			2	100%	2
EXPRESS CARE OF THE SHOALS		1	1	50%	2
DALLAS MEDICAL CENTER			2	100%	2
ONTARIO COUNTY PUBLIC HEALTH		2			2
MARTHA A PRICE MD PA		1	1	50%	2
DEPARTMENT OF HEALTH AND HUMAN SERVICES			2	100%	2
MINUTECLINIC DIAGNOSTIC OF SC, LLC #7		1	1	50%	2
REGIONS HOSPITAL LABORATORY			2	100%	2
MID FLORIDA PRIMARY CARE PA		1	1	50%	2
BASSETTI MEDICAL RESEARCH INC			2	100%	2
REGIONAL MEDICAL CENTER BAYONET POINT			2	100%	2
MINUTECLINIC DIAGNOSTIC OF TN PC #442		2			2

# COVID-19: testing by laboratory

Data through Jan 16, 2021 verified as of Jan 17, 2021 at 09:25 AM

Data in this report are provisional and subject to change.

The numbers in the table below represent the number of Florida and non-Florida residents for whom test results were received by the Department of Health. A person can be tested by more than one laboratory and can have both positive and negative results. **Therefore, the sum of the numbers in each column will be larger than the total number of people tested.**

Reporting lab	Inconclusive	Negative	Positive	Percent positive	Total
MINUTE CLINIC DIAG OF IND LLC #8674		2			2
NEMOURS CHILDREN'S PRIMARY CARE THE VILLAGES		2			2
FEDERAL CORRECTIONAL INSTITUTION MARIANNA			2	100%	2
VALLEY BAPTIST MEDICAL CENTER: BROWNSVILLE			2	100%	2
WALKONCLINIC			2	100%	2
Hartwell Health and Rehabilitation		2			2
SANTA ROSA COUNTY HEALTH DEPARTMENT			2	100%	2
Lenox on the Lake			2	100%	2
MINUTECLINIC, LLC #03268		2			2
FLORIDA DEPARTMENT OF HEALTH (FDOH)			2	100%	2
BEECHTREE MOLECULAR LAB LLC			2	100%	2
HAWAII DEPARTMENT OF HEALTH			2	100%	2
NEBRASKA MEDICAL CENTER			2	100%	2
BOONES CREEK URGENT CARE		1	1	50%	2
HEALTH FIRST MEDICAL GROUP			2	100%	2
WISE HEALTH SYSTEM		1	1	50%	2
Jackson Health Care Facility			2	100%	2
VIRGINIA DEPT OF HEALTH OFFICE OF EPIDEMIOLOGY			2	100%	2
KIVA AT MOUNT DORA			2	100%	2
MEDEXPRESS URGENT CARE - JEANNETTE		2			2
CCR OF NORTH CAROLINA, LLC		1	1	50%	2
FLORIDA KEYS PED & ADOLES CTR			2	100%	2
EMORY UNIVERSITY HOSPITAL			2	100%	2
MEDEXPRESS URGENT CARE - OMAHA N 72 ST		2			2
BAYCARE MEDICAL GROUP, INC		2			2
VA PRIMARY CARE ANNEX			2	100%	2
SHELL POINT HOME HEALTH			2	100%	2
STATCARE URGENT AND WALK-IN			2	100%	2
BROWNE MEDICAL LLC		1	1	50%	2
Lehigh Acres Health and Rehabilitation			2	100%	2
Heartland Healthcare Center Boca Raton			2	100%	2
ATRIA SAN PABLO			2	100%	2
JRS LABORATORY			2	100%	2
Kroger 745 - The Little Clinic Somerset		2			2
SARASOTA MEMORIAL MEDICAL URGENT CARE CENTER			2	100%	2
PUBLIC HEALTH LABORATORY	1		1	50%	2
FLORIDA MEDICAL CENTER OF CLEARWATER		2			2
HOUSTON HEALTH DEPARTMENT - BUREAU OF LABORATORY SERVICES			2	100%	2
MEDEXPRESS URGENT CARE-SELINGSGROVE		2			2
MOBILE COUNTY HEALTH DEPARTMENT		1	1	50%	2
INA		1	1	50%	2
COVANCE			2	100%	2
AVANTE AT ORMOND BEACH INC			2	100%	2
MAGNOLIA ADULT, LLC			2	100%	2
GOLDMAN SACHS HEALTH CENTER		2			2
WAL-MART STORES EAST LP		2			2

# COVID-19: testing by laboratory

Data through Jan 16, 2021 verified as of Jan 17, 2021 at 09:25 AM

Data in this report are provisional and subject to change.

The numbers in the table below represent the number of Florida and non-Florida residents for whom test results were received by the Department of Health. A person can be tested by more than one laboratory and can have both positive and negative results. **Therefore, the sum of the numbers in each column will be larger than the total number of people tested.**

Reporting lab	Inconclusive	Negative	Positive	Percent positive	Total
MERCY CONVENIENT CARE			2	100%	2
ARCPPOINT LABS OF ALTAMONTE SPRINGS			2	100%	2
INTERNAL MEDICINE & PEDIATRICS WELLNESS CENTER			2	100%	2
MINUTECLINIC, LLC #07852		2			2
MEDEXPRESS URGENT CARE - WEST ST PAUL, ROBERT ST S		2			2
Parkside Villa		2			2
ACCESS LABORATORIES LLC			2	100%	2
URGENT CARE AND SURGERY CENTER			2	100%	2
ADVANCED MEDICAL OF FLORIDA			2	100%	2
CORNERSTONE MEDICAL CARE OF BRANDON		2			2
ALVERNO CLINICAL LABORATORIES			2	100%	2
CVS HEALTH, #1994		1	1	50%	2
EXPEDIAN URGENT CARE			2	100%	2
SPECIALTY LABORATORIES			2	100%	2
PHYSICIANS CARE INC		1	1	50%	2
LILY PHARMACY		2			2
SUPERIOR RESIDENCES OF CLERMONT		2			2
MEDSTAR HARBOR HOSPITAL			2	100%	2
DAYTON CHILDRENS HOSPITAL LAB			2	100%	2
HOLY FAMILY MEDICAL CENTER		1	1	50%	2
MORRISTOWN MEMORIAL HOSPITAL		2			2
PRINCETON BMC LABORATORY		2			2
LEXINGTON PLACE			2	100%	2
87TH MEDICAL GROUP - MCGUIRE AMBULATORY CARE FACILITY		2			2
MED EXPRESS URGENT CARE PC - MARYLAND		2			2
KINGS BAY PEDIATRICS LLC			2	100%	2
INTEGRITY CLINICAL RESEARCH CENTER INC		1	1	50%	2
MINUTECLINIC MINUTECLINIC #921		2			2
ADVENTHEALTH MEDICAL GROUP INTERNAL MEDICINE AT			2	100%	2
NATIONWIDE LABORATORY SERVICES		1	1	50%	2
PRECISION DIAGNOSTIC INC		2			2
ORANGE COUNTY HEALTH DEPARTMENT		1	1	50%	2
BAYMEADOWS PRIMARY CARE		2			2
EMERALD TRACE		2			2
NORTON IMMEDIATE CARE CENTER - PRESTON			2	100%	2
MINUTECLINIC DIAGNOSTIC OF NORTH CARO		2			2
MEMORIAL SLOAN KETTERING CANCER CENTER		1	1	50%	2
ORLANDO LUTHERAN TOWERS		1	1	50%	2
Kroger 739 - The Little Clinic La Grange Road		2			2
MINUTE CLINIC LLC # 2033		1	1	50%	2
INTERNAL MEDICINE ASSOCIATES-DUNELLON			2	100%	2
Alden Des Plaines			2	100%	2
ASHLEY PEDIATRICS			2	100%	2
TRUE HEALTH INC			2	100%	2
MEDICAL CITY DALLAS HOSPITAL			2	100%	2
JUST BELIEVE RECOVERY CENTER			2	100%	2

# COVID-19: testing by laboratory

Data through Jan 16, 2021 verified as of Jan 17, 2021 at 09:25 AM

Data in this report are provisional and subject to change.

The numbers in the table below represent the number of Florida and non-Florida residents for whom test results were received by the Department of Health. A person can be tested by more than one laboratory and can have both positive and negative results. **Therefore, the sum of the numbers in each column will be larger than the total number of people tested.**

Reporting lab	Inconclusive	Negative	Positive	Percent positive	Total
TMH EC NORTHEAST LABORATORY			2	100%	2
MINUTECLINIC DIAGNOSTIC OF TN, PC 6304		1	1	50%	2
MEASE COUNTRYSIDE HOSPITAL CARDIAC REH			2	100%	2
MARTIN MEDICAL CENTER INC		1	1	50%	2
FIRST PREVENTION AND DIALYSIS CENTER LLC			2	100%	2
LABRADOR PRIMARY CARE CENTER			2	100%	2
MEDEXPRESS - WILMINGTON KIRKWOOD HIGHWAY		2			2
MEDEXPRESS URGENT CARE-WILKINS TOWNSHIP, WILLIAM PENN HIGHWAY		2			2
TULANE MEDICAL CENTER			2	100%	2
EXPRESSCARE URGENT CARE CENTER			2	100%	2
INSPIRE HEALTHCARE CENTER			2	100%	2
FLORIDA DEPARTMENT OF HEALTH IN ESCAMBIA COUNTY		1	1	50%	2
LIFE CARE CENTER OF SKAGIT VALLEY		2			2
PLASMA MED RESEARCH DBA		2			2
SV DIAGNOSTIC LAB			2	100%	2
ROAN DRUG COMPANY LLC		2			2
MINUTE-CLINIC DIAGNOSTIC OF VIRGINIA,		2			2
MINUTECLINIC DIAGNOSTIC OF RHODE ISLAN		2			2
SPRING HILL REGIONAL HOSPITAL			2	100%	2
BD MEDICAL SYSTEMS			2	100%	2
CHARLOTTE COUNTY HEALTH DEPARTMENT			2	100%	2
OAKBRIDGE TERRACE AT SAE			2	100%	2
PREMIER MEDICAL LABORATORY			2	100%	2
CURATIVE		1	1	50%	2
MAJESTIC GUARDIANS			2	100%	2
UNIVERSITY OF MARYLAND MEDICAL CENTER			2	100%	2
LIFT HEALTH		2			2
OPP HEALTH AND REHABILITATION		2			2
BRIGHAM AND WOMEN'S HOSPITAL			2	100%	2
MAYO CLINIC GROUP PRACTICE LABORATORY			2	100%	2
ASCENSION ST VINCENT'S RIVERSIDE			2	100%	2
24TH WEAPONS OF MASS DESTRUCTION - CIVIL SUPPORT		2			2
PEDIATRIC HEALTH CARE		1	1	50%	2
BAYCARE LABORATORIES			2	100%	2
MEDEXPRESS URGENT CARE FOX CHAPEL		2			2
NU WAVE MEDICAL CENTER			2	100%	2
Lakeside Oaks Care Center			2	100%	2
BAY CORRECTIONAL AND REHABILITATION FACILITY			2	100%	2
UNIVERSITY OF KANSAS MEDICAL CENTER			2	100%	2
PALOS COMMUNITY HOSPITAL LABORATORY			2	100%	2
UT PATH			2	100%	2
AMI ST FRANCIS HOSPITAL LABORATORY		1	1	50%	2
STEBEN COUNTY PUBLIC HEALTH		2			2
ACKERMAN CANCER CENTER		2			2
WEAKLEY COUNTY REHAB AND NURSING CENTER		2			2
BIONIC TECHNOLOGIES CORPORATION			2	100%	2

# COVID-19: testing by laboratory

Data through Jan 16, 2021 verified as of Jan 17, 2021 at 09:25 AM

Data in this report are provisional and subject to change.

The numbers in the table below represent the number of Florida and non-Florida residents for whom test results were received by the Department of Health. A person can be tested by more than one laboratory and can have both positive and negative results. **Therefore, the sum of the numbers in each column will be larger than the total number of people tested.**

Reporting lab	Inconclusive	Negative	Positive	Percent positive	Total
CARENOW-LEBANON		1	1	50%	2
COL CROSSROAD		1	1	50%	2
OSF ST JOSEPH MEDICAL CENTER			2	100%	2
CARTER BLOOD CARE			2	100%	2
AdventHealth Care Center Orlando North			2	100%	2
Medilodge of Montrose		2			2
SOUTH FLORIDA DIALYSIS CENTER			2	100%	2
CSS- TWELVE OAKS			2	100%	2
BROOME COUNTY HEALTH DEPARTMENT		1	1	50%	2
RAPID URGENT CARE - ALBANY			2	100%	2
AGILE URGENT CARE			2	100%	2
Iowa Veterans Home		2			2
HEARTLAND - CHARLESTON OF HANAHAN SC,		2			2
WHITESANDS OUTPATIENT TREATMENT		2			2
ACCESS CARE MEDICAL GROUP LLC		2			2
CVS OH3080POCT HUBER HEIGHTS		2			2
THE FOUNTAIN AT BOCA CIEGA BAY		2			2
RAINY LAKE MEDICAL CENTER			2	100%	2
UW HOSPITAL AND CLINICS		1	1	50%	2
CENTRAL FLORIDA PRIMARY CARE			2	100%	2
LEGACY ER & URGENT CARE - FRISCO WEST			2	100%	2
MINUTECLINIC MINUTECLINIC #4978		1	1	50%	2
FLORIDA MEDICAL CLINIC RADIOLOGY DALE MABRY		2			2
MIDWAY SPECIALTY CARE RX LLC			2	100%	2
MINUTECLINIC DIAG OF IND LLC #1367		2			2
WARD MEMORIAL HOSPITAL		2			2
MINUTECLINIC MINUTECLINIC #8505		2			2
CARE 365			2	100%	2
NAVAL MEDICAL CENTER			2	100%	2
COOK HOSPITAL AND CARE CENTER		1	1	50%	2
CARENOW LENEXA			2	100%	2
MINUTECLINIC DIAGNOSTIC MEDICAL		2			2
NOT GIVEN		1	1	50%	2
WHOLE CHILD PEDIATRICS			2	100%	2
AFFORDABLE PRIMARY CARE LLC		2			2
LEE PHYSICIAN GROUP		1	1	50%	2
THE WINDSOR OF OCALA			2	100%	2
MERCY HEALTH LAB		1	1	50%	2
CVS MD1881POCT DUNKIRK		2			2
MINUTECLINIC DIAGNOSTICS OF IND LLC		1	1	50%	2
CLEAR LAKE REGIONAL MEDICAL CENTER			2	100%	2
BERGEN NEW BRIDGE M		2			2
SIMMONS			2	100%	2
LAWRENCE GENERAL HOSPITAL			2	100%	2
LOCH HAVEN PEDIATRICS			2	100%	2
SENDER RETREAT ADULT DAY CARE CENTERS			2	100%	2



# COVID-19: testing by laboratory

Data through Jan 16, 2021 verified as of Jan 17, 2021 at 09:25 AM

Data in this report are provisional and subject to change.

The numbers in the table below represent the number of Florida and non-Florida residents for whom test results were received by the Department of Health. A person can be tested by more than one laboratory and can have both positive and negative results. **Therefore, the sum of the numbers in each column will be larger than the total number of people tested.**

Reporting lab	Inconclusive	Negative	Positive	Percent positive	Total
DOCTORS HOSPITAL RENAISSANCE			2	100%	2
CROSSROADS			2	100%	2
AMEDISYS HOME HEALTH OF GREENVILLE			2	100%	2
CLEARWATER PAIN MANAGEMENT ASSOCIATES			2	100%	2
SACRED HEART HOSPITAL ON THE EMERALD			2	100%	2
ADVENTHEALTH IMAGING PARTIN SETTLEMENT			2	100%	2
EASTLAKE MEDICAL CENTER		2			2
NAVAL BRANCH MEDICAL CLINIC			2	100%	2
CARE NOW DENTON			2	100%	2
MEDEXPRESS URGENT CARE - WAXAHACHIE, N HIGHWAY 77		1	1	50%	2
ELITE CARE			2	100%	2
STUDENT HEALTH SERVICES			2	100%	2
CHESTERFIELD HEALTHCARE GROUP, INC		2			2
MEDICAL CENTER AT OCEAN REEF,THE		2			2
WEST COAST PEDIATRICS			2	100%	2
VANAYER HEALTHCARE AND REHAB CENTER		2			2
MINUTECLINIC DIANOSTIC OF VIRGINIA, LL		2			2
POMONA VALLEY COMMUNITY HOSPITAL			2	100%	2
CVS TN5671POCT MARYVILLE		2			2
WESTPAC LABS INC			2	100%	2
MANATEE MEMORIAL HOSPITAL CLINICAL LABORATORY			2	100%	2
BOND COMMUNITY HEALTH CENTER			2	100%	2
MINUTECLINIC, DIAGNOSTIC OF TEXAS, LLC		2			2
Great Lakes Health Center			2	100%	2
BAPTIST HOSPITAL EMPLOYEE HEALTH OFF			2	100%	2
BROOKDALE ALTAMONTE SPRINGS			2	100%	2
CVS MINUTE CLINIC DIAGNOSTIC OF TN #3293		2			2
BETHPAGE EXTENDED HOURS CENTER		2			2
ADVANTA ANALYTICAL LABORATORIES			2	100%	2
GOLDSTEIN			2	100%	2
REELFOOT FAMILY WALK IN CLINIC - TIPT		2			2
FLORIDA PRIMARY CARE AND SPORTS MEDICINE INC			2	100%	2
CVS SC7396POCT NORTH MYRTLE BEACH		2			2
ADVENTHEALTH EAST ORLANDO EMPLOYEE CLINIC		2			2
MEDEXPRESS URGENT CARE GREENSBURG		2			2
CVS GA2236POCT WOODSTOCK		2			2
CLINICA HISPANIA			2	100%	2
ORMOND BEACH URGENT CARE			2	100%	2
GENETIC ASSAYS INC			2	100%	2
MINUTECLINIC DIAGNOSTIC OF TN, PC 6438		1	1	50%	2
THE HOSPITAL OF PROVIDENCE EMERGENCY ROOM			2	100%	2
WISCONSIN STATE LABORATORY OF HYGIENE		1	1	50%	2
MIDDLE TENN MENTAL HEALTH INSTITUTE		2			2
UK HEALTHCARE			2	100%	2
ROCKWALL URGENT CARE			2	100%	2
BIOMAT USA			2	100%	2

# COVID-19: testing by laboratory

Data through Jan 16, 2021 verified as of Jan 17, 2021 at 09:25 AM

Data in this report are provisional and subject to change.

The numbers in the table below represent the number of Florida and non-Florida residents for whom test results were received by the Department of Health. A person can be tested by more than one laboratory and can have both positive and negative results. **Therefore, the sum of the numbers in each column will be larger than the total number of people tested.**

Reporting lab	Inconclusive	Negative	Positive	Percent positive	Total
SANIBEL MEDICAL CLINIC			2	100%	2
GRAND VILLA OF LARGO			2	100%	2
AMERICAN MEDICAL LABORATORIES			2	100%	2
CVS NJ836POCT RUNNEMEDE		2			2
DELAWARE DIAGNOSTICS LABS			2	100%	2
METROHEALTH SYSTEM			2	100%	2
MINUTECLINIC DIAGNOSTIC OF TEXAS, LLC #7435		2			2
MID-FLORIDA HEMATOLOGY AND ONCOLOGY CENTERS		2			2
BRANDYWYNE HEALTH CARE CENTER			2	100%	2
SOUTH DAKOTA DEPARTMENT OF HEALTH		2			2
SWEDISH COVENANT HOSPITAL			2	100%	2
MEDEXPRESS URGENT CARE- COLUMBIA HEIGH		2			2
DISCOVERY VILLAGE AT THE FORUM		2			2
DOCTOR 4 U CLINIC			2	100%	2
SKIPPACK MEDICAL LAB			2	100%	2
ORLANDO FAMILY PHYSICIANS INC			2	100%	2
Parkridge Specialty Care		2			2
CVS TX10140POCT THE WOODLANDS		2			2
ANDERSON COUNTY HOSPITAL			2	100%	2
RIVERSIDE METHODIST HOSPITAL LAB			2	100%	2
SERENADES BY SONATA		1	1	50%	2
CELEBRATION PRIMARY CARE ASSOCIATES LLC		2			2
BAYLOR COLLEGE OF MEDICINE			2	100%	2
ADVOCATE SHERMAN HOSPITAL			2	100%	2
PALM MEDICAL CENTER - PLANT CITY		2			2
PRECISION CLINICAL RESEARCH			2	100%	2
PINECREST PEDIATRICS GROUP LLC			2	100%	2
ALL AMERICAN URGENT CARE			2	100%	2
JEFFERSON WASHINGTON TOWNSHIP HOSPITAL		2			2
MINUTE CLINIC DIAGNOSTIC OF VIRGINIA, LLC #7543		2			2
UNIVERSITY HOSPITAL OF BROOKLYN		2			2
PEPIN ACADEMIES-PASCO		2			2
PHOEBE BERKS HEALTH CARE CENTER		2			2
JOHNSON CITY MEDICAL CENTER		1	1	50%	2
CHAPPEL GROUP RESEARCH, THE		2			2
SUNCOAST BLOOD BANK			2	100%	2
Macon Valley Nursing and Rehabilitation Center		2			2
PEDIATRICS IN BREVARD-COCOA BEACH		2			2
IN AND OUT URGENT CARE			2	100%	2
APC PEDIATRICS			2	100%	2
PHYSICIANS MEDICAL CENTER		2			2
ACN PHYSICIANS GROUP CORP			2	100%	2
BIOHEALTH MEDICAL LAB INC			2	100%	2
PruittHealth Lakehaven		2			2
MINUTECLINIC DIAGNOSTIC OF PENNSYLVAN		2			2
SAFE PMC		2			2

# COVID-19: testing by laboratory

Data through Jan 16, 2021 verified as of Jan 17, 2021 at 09:25 AM

Data in this report are provisional and subject to change.

The numbers in the table below represent the number of Florida and non-Florida residents for whom test results were received by the Department of Health. A person can be tested by more than one laboratory and can have both positive and negative results. **Therefore, the sum of the numbers in each column will be larger than the total number of people tested.**

Reporting lab	Inconclusive	Negative	Positive	Percent positive	Total
Kings County Hospital Center			2	100%	2
CEDARS-SINAI MEDICAL CENTER			2	100%	2
ST VINCENTS AMBULATORY CARE INC DBA			2	100%	2
ADVENTIST HINSDALE HOSPITAL LABORATORY			2	100%	2
MEDEXPRESS URGENT CARE - HOLLINS		2			2
VOLUNTEERS OF AMERICA OF FLORIDA			2	100%	2
ADVANCED URGENT CARE CENTER OF THE UPPER KEYS			2	100%	2
MEDEXPRESS URGENT CARE - LINCOLN VILLA		2			2
GULF COAST PEDIATRICS OF SARASOTA PA		1	1	50%	2
GRAND AVE PHARMACY			2	100%	2
PHYSICIANS LABORATORY SERVICES			2	100%	2
Fort Gaines Health and Rehab		2			2
Oakwood - North Baldwins Center for Living		2			2
Greystone Nursing and Rehab, LLC			2	100%	2
WALGREENS #13605		2			2
FASTCARE LLC			2	100%	2
MARCO ISLAND HOSPITAL INC D/B/A		1	1	50%	2
ST. LUCIE COUNTY HEALTH DEPARTMENT		1	1	50%	2
ManorCare Rehabilitation Center- Decatur		2			2
MEDEXPRESS URGENT CARE - EAST BRUNSWICK		2			2
SUNLIFE PHARMACY		2			2
A+ URGENT/PRIMARY CARE			2	100%	2
PHYSICIANS URGENT CARE BERRY FARMS		1	1	50%	2
HALIFAX HEALTH CARE FOR WOMEN		2			2
WINCHESTER MEDICAL CENTER			2	100%	2
CPL LABS			2	100%	2
MEDEXPRESS URGENT CARE - WEXFORD		2			2
Kroger 758 - The Little Clinic Providence		2			2
MEDICAL CENTER LABORATORY			2	100%	2
MINUTECLINIC DIAGNOSTIC OF PA LLC		2			2
CROSTOWN PHARMACY		2			2
FLORIDA PRIMARY & SPECIALTY CARE		2			2
CVS IL8747POCT CHICAGO		2			2
WILSON MEMORIAL HOSPITAL			2	100%	2
DALLAS BAPTIST UNIVERSITY - HEALTH SERVICES			2	100%	2
AIRPORT CLINIC			2	100%	2
UC CORAL GABLES			2	100%	2
VILLA HEALTH NH LLC			2	100%	2
OUR LADY OF THE LAKE REGIONAL MEDICAL CENTER			2	100%	2
SHORE MEDICAL CENTER		2			2
ADVENTHEALTH MEDICAL GROUP FAMILY MEDICINE AT RDV		2			2
MADISON HOSPITAL LABORATORY			2	100%	2
LIFETIME FAMILY URGENT CARE			2	100%	2
BENTON PEDIATRICS		2			2
SOUTH LAKE FAMILY HEALTH CENTER			2	100%	2
LAB CORP OF AMER SAN DIEGO			2	100%	2

# COVID-19: testing by laboratory

Data through Jan 16, 2021 verified as of Jan 17, 2021 at 09:25 AM

Data in this report are provisional and subject to change.

The numbers in the table below represent the number of Florida and non-Florida residents for whom test results were received by the Department of Health. A person can be tested by more than one laboratory and can have both positive and negative results. **Therefore, the sum of the numbers in each column will be larger than the total number of people tested.**

Reporting lab	Inconclusive	Negative	Positive	Percent positive	Total
CITY OF NEW YORK DEPARTMENT OF HEALTH			2	100%	2
SOMA MEDICAL CENTER MD PA #7 ATTN PEDIATRICS			2	100%	2
ATLAS GENOMICS			2	100%	2
Cedar Valley Nursing & Rehab Center		2			2
LEGACY LABORATORY SERVICES			2	100%	2
MINUTECLINIC DIAGNOSTIC OF TEXAS LLC		1	1	50%	2
CORAL REEF NURSING & REHABILITATION CENTER		2			2
ACM MEDICAL LABORATORY ALLIANCE			2	100%	2
MINUTECLINIC, LLC (CLINIC 10928)		2			2
EDGEWATER RETIREMENT MANOR			2	100%	2
DEPARTMENT OF HEALTH AND HUMAN SERVICES DIVISION OF BEHAVIORAL HEALTH		1	1	50%	2
GRAND VILLA OF NEW PORT RICHEY			2	100%	2
YOUTH AND YOU, INC		2			2
NORTHWELL HEALTH			2	100%	2
LABCORP OF AMERICA HOLDINGS		1	1	50%	2
NEW BRIDGE MEDICAL CENTER		2			2
Stillwater Healthcare		2			2
CARESPOT URGENT CARE		1	1	50%	2
COASTAL MEDICAL LAB			2	100%	2
CONWAY MEDICAL CENTER			2	100%	2
URGENT CARE OF NEW YORK		2			2
BROOKDALE LAKE MARY			2	100%	2
KIMBERLY J HENDERSON MD PC		1	1	50%	2
CVS OH6149POCT UPPER ARLINGTON		1	1	50%	2
Crowne Health Care of Montgomery		2			2
MD NOW URGENT CARE CENTER INC.			2	100%	2
ADVICE FOR OPTIMAL WELLNESS			2	100%	2
JULIE STAATS DO		2			2
GALEN BAYLOR EXTENSION		2			2
UTMB PATHOLOGY CLINICAL SERVICES LABORATORY			2	100%	2
MEMORIAL HERMANN			2	100%	2
AMERICAN HEALTH ASSOC. LABORATORY SOUTH			2	100%	2
BELLIN HOSPITAL			2	100%	2
BAYSIDE HEALTH CLINIC		2			2
UNIVERSITY OF MISSOURI HEALTH CARE			2	100%	2
PTC LABORATORIES			2	100%	2
FRESENIUS MEDICAL CARE			2	100%	2
CATHOLIC HEALTH LABORATORY SERVICES		2			2
Lake Charles Healthcare LLC dba Landmark Lake Charles			2	100%	2
PALM BAY COMMUNITY OUTPATIENT CLINIC		2			2
BAYSHORE MEDICAL CENTER			2	100%	2
CLINICAL PATHOLOGY LABORATORIES			2	100%	2
SINAI PLAZA NURSING AND REHAB CENTER			2	100%	2
SUNNYSIDE MANOR		2			2
SCDHEC BUREAU OF LABORATORIES			2	100%	2
DALLAS VA MEDICAL CENTER - VA NORTH TEXAS HEALTH CARE SYSTEM			2	100%	2

# COVID-19: testing by laboratory

Data through Jan 16, 2021 verified as of Jan 17, 2021 at 09:25 AM

Data in this report are provisional and subject to change.

The numbers in the table below represent the number of Florida and non-Florida residents for whom test results were received by the Department of Health. A person can be tested by more than one laboratory and can have both positive and negative results. **Therefore, the sum of the numbers in each column will be larger than the total number of people tested.**

Reporting lab	Inconclusive	Negative	Positive	Percent positive	Total
Walgreens #10207		2			2
ST. ELIZABETH HEALTHCARE			2	100%	2
ST. JOSEPH REGIONAL MEDICAL CENTER			2	100%	2
INTEGRATED REGIONAL LABS			2	100%	2
Workmens Circle Multicare Center		2			2
PINARD HOME HEALTH SERVICES INC			2	100%	2
CROSSROADS URGENT CARE DBA URGENT TEA		2			2
Good Samaritan Society-Blackduck		1	1	50%	2
BAPTIST HEALTHCARE - LAKEVIEW CENTER INC		2			2
MD NOW URGENT CARE MEDICAL CENTERS INC			2	100%	2
EAST NAPLES PEDIATRICS			2	100%	2
UT AUSTIN UNIVERSITY HEALTH SERVICES			2	100%	2
MANSFIELD MEDICAL LODGE			2	100%	2
MINUTECLINIC DIAG OF IND, LLC #8645		2			2
SWEETWATER NURSING CENTER		2			2
MEDEXPRESS URGENT CARE - CEDAR KNOLLS		2			2
MINUTECLINIC DIAG OF IND LLC #1138		1	1	50%	2
MEMORIAL HOSPITAL OF SOUTH BEND			2	100%	2
HOME ACCESS HEALTH			2	100%	2
ADVANCED MEDICAL CARE			2	100%	2
MIDLAND MEMORIAL HOSPITAL			2	100%	2
BAYLOR SCOTT & WHITE COMPREHENSIVE WOUND			2	100%	2
CRUC CMCH-COVID-19		2			2
DRR JMC URGENT CARE DONALD ROSS			2	100%	2
NEW GEN LABS			2	100%	2
SIGNATURE CARE LEWISVILLE-EMERGENCY CENTER		1	1	50%	2
MEMORIAL HERMANN CONSOLIDATED LABORATORY SERVICES			2	100%	2
OELWEIN HEALTH CARE CENTER		2			2
PALM BEACH GARDENS MEDICAL CENTER			2	100%	2
MINUTECLINIC DIAGNOSTIC OF OHIO #3407		2			2
GINKGO-IXLAYER		2			2
U OF MIAMI MILLER SCHOOL OF MEDICINE			2	100%	2
DEPT OF HEALTH			2	100%	2
Metro West Nursing and Rehab			2	100%	2
ASSOCIATES IN UROGYNECOLOGY MD LLC		2			2
TRINITAS REGIONAL MEDICAL CENTER		1	1	50%	2
ARLINGTON DIALYSIS CENTER LLC		2			2
STARLING AT NOCATEE			2	100%	2
ST. MARY'S MEDICAL CENTER EVANSVILLE, INC			2	100%	2
HEART OF FLORIDA HEALTH CENTER INC			2	100%	2
UNIVERSITY OF ILLINOIS HOSPITAL			2	100%	2
ROPER HOSPITAL			2	100%	2
TGH Brandon Healthplex Laboratory			2	100%	2
ROYAL PALM MEDICAL GROUP, INC		2			2
Kroger 619 - The Little Clinic Hendersonville Indian Lake		2			2
VALLEY MEDICAL LABORATORY			2	100%	2

# COVID-19: testing by laboratory

Data through Jan 16, 2021 verified as of Jan 17, 2021 at 09:25 AM

Data in this report are provisional and subject to change.

The numbers in the table below represent the number of Florida and non-Florida residents for whom test results were received by the Department of Health. A person can be tested by more than one laboratory and can have both positive and negative results. **Therefore, the sum of the numbers in each column will be larger than the total number of people tested.**

Reporting lab	Inconclusive	Negative	Positive	Percent positive	Total
FLORIDA COMMUNITY HEALTH CENTERS, INC.			2	100%	2
MINUTECLINIC DIAG OF IND, LLC #10190		2			2
SPRINGS MEDICAL LAB		1	1	50%	2
SUNCOAST TECHNICAL COLLEGE SCHOOL OF HEALTH		2			2
MEDEXPRESS URGENT CARE-SALINA, S 9TH ST		2			2
Robert Cranfield			2	100%	2
MINUTECLINIC DIAGNOSTIC OF OHIO #7790		1	1	50%	2
DOCTORS MEDICAL CTR OF WALTON COUNTY			2	100%	2
441 URGENT CARE-MULBERRY			2	100%	2
MINUTECLINIC DIAG OF IND, LLC #6910		2			2
DEKALB MEDICAL CENTER LABORATORY			2	100%	2
GRAND VILLA OF MELBOURNE			2	100%	2
LAKEVIEW HEALTHCARE SYSTEM LLC			2	100%	2
CHEROKEE COUNTY HEALTH AND REHAB CENTER		2			2
QUICK CARE MED WALK IN AND URGENT CARE			2	100%	2
MODMD LABORATORY		2			2
SPRINGHILL SENIOR RESIDENCE		2			2
SPECTRUM HEALTH			2	100%	2
FLAGLER PROFESSIONAL HEALTH CAE SERVICES INC		2			2
OCALA REGIONAL KIDNEY CENTER-WEST			2	100%	2
LIFESPRING COMMUNITY HEALTH		2			2
LIFE CARE CENTER OF PALM BAY□		2			2
MINUTE CLINIC LLC #4017		2			2
MINUTECLINIC, LLC #1492		2			2
STEWART ST ELIZABETH MEDICAL CENTER			2	100%	2
TMH PHYSICIAN PARTNERS MONTICELLO		1	1	50%	2
SANFORD REGIONAL HOSPITAL WORTHINGTON		2			2
MINUTECLINIC #8760		2			2
JUPITER INTERNAL MEDICINE AND ASSOCIATES			2	100%	2
COMPLETE HEALTH MEDICAL CENTER			2	100%	2
FKC AMELIA ISLAND DIALYSIS			2	100%	2
CALIFORNIA DIVISION OF COMMUNICABLE DISEASE CONTROL			2	100%	2
NLC LABS			2	100%	2
MEDEXPRESS URGENT CARE - LEDGEWOOD		2			2
MIAMI BEACH MEDICAL GROUP LLC			2	100%	2
THE CLUB AT BOYNTON BEACH, LLC			2	100%	2
MEDEXPRESS URGENT CARE - SPRINGDALE, S 40TH STREET		2			2
JACKSON LABORATORY OF GENOMIC MEDICINE		2			2
CARE CENTERS OF NASSAU LLC MINER ROAD SOUTH		2			2
Church Creek SNF			2	100%	2
STUART SURGERY CENTER, LLC			2	100%	2
FIRST CHOICE MEDICAL PC			2	100%	2
BRITO MEDICAL CENTER			2	100%	2
Alden Terrace of McHenry			2	100%	2
ASPIRUS RIVERVIEW HOSPITAL & CLINICS INC		1	1	50%	2
INSPIRIT SENIOR LIVING			2	100%	2

# COVID-19: testing by laboratory

Data through Jan 16, 2021 verified as of Jan 17, 2021 at 09:25 AM

Data in this report are provisional and subject to change.

The numbers in the table below represent the number of Florida and non-Florida residents for whom test results were received by the Department of Health. A person can be tested by more than one laboratory and can have both positive and negative results. **Therefore, the sum of the numbers in each column will be larger than the total number of people tested.**

Reporting lab	Inconclusive	Negative	Positive	Percent positive	Total
TMH FSU RAPID LABORATORY		1	1	50%	2
LOWELL GENERAL HOSPITAL			2	100%	2
SOUTHEAST GEORGIA HEALTH SYSTEM			2	100%	2
FAMILY FIRST PEDIATRICS			2	100%	2
FLORIDA DEPARTMENT OF HEALTH IN ALACHUA COUNTY -			2	100%	2
THE RIM URGENT CARE			2	100%	2
Iron County Medical Care Facility		2			2
BAYFRONT FAMILY HEALTH CENTER			2	100%	2
MINUTECLINIC DIAG OF IND, LLC #6648		1	1	50%	2
RIVERVIEW MEDICAL CLINIC		2			2
LACORP		1	1	50%	2
BERGEN COUNTY SURGICAL AND ENDOSCOPY CENTER		2			2
IN & OUT URGENT CARE METAIRIE			2	100%	2
PANCARE HEALTH - SNEADS ELEMENTARY			2	100%	2
SIGNATURE HEALTHCARE OF MIDDLEBURG		2			2
SARASOTA MEDICAL CENTER			2	100%	2
CVS OH6147POCT COLUMBUS		1	1	50%	2
CARE NOW, INC			2	100%	2
KAILOS GENETICS INC			2	100%	2
MINUTECLINIC 7196		2			2
Kroger 853 - The Little Clinic East Broad Street		2			2
HANOVER ENDOSCOPY CENTER		2			2
MIDDLEBURG PEDIATRICS			2	100%	2
PALMETTO FAMILY HEALTH CENTER			2	100%	2
AUSTIN REGIONAL CLINIC MICROBIOLOGY LAB			2	100%	2
ASSOCIATES IN MEDICINE			2	100%	2
CERTIVIA LABORATORIES			2	100%	2
NORTH PINELLAS CHILDRENS MEDICAL CENTER INC			2	100%	2
MINUTECLINIC DIAG OF IND, LLC #6472		2			2
UNITED MEMORIAL MEDICAL CENTER			2	100%	2
NORTH MCALLEN PEDIATRIC CENTER			2	100%	2
CITRUS PARK			2	100%	2
ACCESS MEDICAL GROUP OF FLORIDA CITY			2	100%	2
MAIN STREET MEDICAL CENTERS		2			2
FLORIDA DEPARTMENT OF HEALTH IN LEE COUNTY		1	1	50%	2
Delaware Court Healthcare Center		2			2
GEISINGER MEDICAL CENTER		2			2
MINUTECLINIC, LLC #1470		2			2
CVS AZ5891POCT GILBERT		1	1	50%	2
POMERENE HOSPITAL			2	100%	2
PULSE MEDICAL GROUP INC			2	100%	2
FLORIDA MEDICAL CLINIC CARDIOLOGY-ZH			2	100%	2
ADVANCED RESEARCH FOR HEALTH IMPROVEMENT		1	1	50%	2
TALLAHASSEE MEMORIAL HEALTHCARE FAMILY MED RESIDENCY			2	100%	2
PEACEHEALTH CENTRAL		2			2
AFC PHYSICIANS OF FLORIDA, PA			2	100%	2

# COVID-19: testing by laboratory

Data through Jan 16, 2021 verified as of Jan 17, 2021 at 09:25 AM

Data in this report are provisional and subject to change.

The numbers in the table below represent the number of Florida and non-Florida residents for whom test results were received by the Department of Health. A person can be tested by more than one laboratory and can have both positive and negative results. **Therefore, the sum of the numbers in each column will be larger than the total number of people tested.**

Reporting lab	Inconclusive	Negative	Positive	Percent positive	Total
BAPTIST HOSPITAL OF MIAMI MCI BROWARD LABORATORY			2	100%	2
NOVA SOUTHEASTERN UNIVERSITY - STUDENT MEDICAL CTR			2	100%	2
CVS MINUTE CLINIC DIAGNOSTIC OF KANSAS, PA		2			2
RUSSELL MEDICAL CENTER		2			2
RENFREW CENTERS INC		2			2
PERSONAL PHYSICIAN CARE PA			2	100%	2
HEALTH EXPRESS URGENT CARE			2	100%	2
MEDEXPRESS URGENT CARE - BRIDGEVILLE		2			2
MEDLOGIC, LLC		2			2
EXCEPTIONAL EMERGENCY CENTER - AMARILLO			2	100%	2
ONE MEDICAL GROUP		1	1	50%	2
TAMPA INTERNATIONAL AIRPORT			2	100%	2
FLORIDA CLINICAL LABORATORY INC			2	100%	2
MARQUESA MEDICAL		2			2
Kennedy University Hospital -Wash Twp L		2			2
Avanti Wellness and Rehab			2	100%	2
BAYSTATE MEDICAL CENTER		1	1	50%	2
Kroger 571 - The Little Clinic Hendersonville		1	1	50%	2
CONEMAUGH MEMORIAL MEDICAL CENTER		2			2
MINUTE CLINIC, LLC #4650		2			2
OURMED		2			2
SOUTHERN TENNESSEE MEDICAL CENTER			2	100%	2
MIDWAY PRIMARY CARE LLC		2			2
NEMOURS CHILDRENS PRIMARY CARE			2	100%	2
DMC UNIVERSITY LABORATORIES		1	1	50%	2
UNIVERISTY OF MIAMI			2	100%	2
University Center East			2	100%	2
HOME DOCS		1	1	50%	2
VETERANS AFFAIRS MEDICAL CENTER - GREATER LOS ANGELES			2	100%	2
FALCON HEALTH CENTER			2	100%	2
MEDEXPRESS URGENT CARE - LINCOLN N 26T		2			2
TENNESSEE DEPARTMENT OF HEALTH (TDH) - REGIONAL LABORATORY			2	100%	2
MISSION HOSPITAL REGIONAL MEDICAL CENTER			2	100%	2
GRACE HEALTHCARE OF LAKE WALES		1	1	50%	2
PALM CITY NURSING AND REHAB CENTER			2	100%	2
FL DEPT OF HEALTH MARION COUNTY MOBILE HEALTH UNIT			2	100%	2
ELMHURST MEMORIAL HOSPITAL			2	100%	2
VAULT HEALTH			2	100%	2
ENVOY OF FORK UNION, LLC DBA ENVOY AT THE VILLAGE		2			2
NEW YORK STATE DEPARTMENT OF HEALTH		1	1	50%	2
LEE MEMORIAL HOSPITAL BLOOD GAS LAB			2	100%	2
SOUTHSIDE FAMILY MEDICAL		2			2
ROCKEFELLER UNIVERSITY CLINICAL GENOMICS LABORATOR		2			2
CLAYMED OF NORTH FLORIDA			2	100%	2
PIEDMONT HOSPITAL LAB			2	100%	2
NATIONAL JEWISH HEALTH			2	100%	2



# COVID-19: testing by laboratory

Data through Jan 16, 2021 verified as of Jan 17, 2021 at 09:25 AM

Data in this report are provisional and subject to change.

The numbers in the table below represent the number of Florida and non-Florida residents for whom test results were received by the Department of Health. A person can be tested by more than one laboratory and can have both positive and negative results. **Therefore, the sum of the numbers in each column will be larger than the total number of people tested.**

Reporting lab	Inconclusive	Negative	Positive	Percent positive	Total
WALGREENS #05477		2			2
SYLVAN NURSING			2	100%	2
STPET		1	1	50%	2
MEDEXPRESS-HOUSTON EAST FWY		1	1	50%	2
UWMC MONTLAKE DEPT OF LAB MED			2	100%	2
Kroger 124 - The Little Clinic University		2			2
BFT LAB			2	100%	2
CVS GA2470POCT CANTON		2			2
LEESBURG REGIONAL MEDICAL CENTER URGENT CARE			2	100%	2
GULF COAST IMMEDIATE CARE CENTER		1	1	50%	2
JOHN D. ARCHBOLD MEM. HOSPITAL			2	100%	2
CVS MINUTE CLINIC DIAGNOSTIC MED GRP		2			2
Gracemore Nursing and Rehab		2			2
CVS NJ837POCT MARLTON		2			2
MATHER HOSPITAL			2	100%	2
PREMIER FAMILY HEALTH PA			2	100%	2
HCR MANOR CARE SERVICES OF FLORIDA III INC		2			2
FLORIDA MEDICAL CLINIC -INTERNAL MED DADE CITY			2	100%	2
ADVENTHEALTH MEDICAL GROUP PEDIATRICS		1	1	50%	2
STOP URGENT CARE			2	100%	2
CLEVELAND CLINIC IMAGING			2	100%	2
NEIGHBORCARE PHARMACY SERVICES		2			2
FLORIDA SCHOOL FOR THE DEAF & BLIND			2	100%	2
MEDEXPRESS URGENT CARE-CLOQUET		2			2
GULF COAST MEDICAL CENTER RESPIRATORY CARE			2	100%	2
ATHENA CARE RESOURCES LLC		2			2
SOUTHERN SURGICAL ARTS		2			2
SUNBRIDGE CARE & REHAB FOR DECATUR		2			2
Elba Nursing and Rehabilitation Center, LLC		2			2
MINUTECLINIC DIAGNOSTIC PA #7110		2			2
MINUTE CLINIC DIAGNOSTIC MED GRP		2			2
TRICORE REFERENCE LABORATORY		1	1	50%	2
DIAGNOSTIC & MEDICAL SPECIALISTS OF GREENWICH		2			2
MEDEXPRESS URGENT CARE, HERMITAGE		1	1	50%	2
MAWD PATHOLOGY GROUP			2	100%	2
SCIENTIA DIAGNOSTICS			2	100%	2
CVS MINUTE CLINIC DIAG OF IND, LLC #6549		2			2
FLORIDA PRIMARY CARE CENTER PA		2			2
STEWART MEDICAL GROUP INC			1	100%	1
INNOVATIVE GENOMICS, LLC			1	100%	1
DEACONESS URGENT CARE CENTER			1	100%	1
LANCASHIRE HALL NURSING AND REHABILITATION CENTER		1			1
CVS IL7143POCT SCHAUMBURG		1			1
NABI		1			1
CVS IN8669POCT INDIANAPOLIS		1			1
Niles Nursing and Rehab. Center		1			1

# COVID-19: testing by laboratory

Data through Jan 16, 2021 verified as of Jan 17, 2021 at 09:25 AM

Data in this report are provisional and subject to change.

The numbers in the table below represent the number of Florida and non-Florida residents for whom test results were received by the Department of Health. A person can be tested by more than one laboratory and can have both positive and negative results. **Therefore, the sum of the numbers in each column will be larger than the total number of people tested.**

Reporting lab	Inconclusive	Negative	Positive	Percent positive	Total
COASTAL PEDIATRICS LLC			1	100%	1
KNOX COMMUNITY HOSPITAL			1	100%	1
FRESENIUS KIDNEY CARE FORT WALTON BEACH			1	100%	1
CVS SC4286POCT EASLEY		1			1
UNIVERSITY OF SOUTH FLORIDA			1	100%	1
CLEVELAND HEARTLAB			1	100%	1
CORPUS CHRISTI MEDICAL CENTER			1	100%	1
Walgreens #12427			1	100%	1
HALIFAX FAMILY HEALTH CENTER			1	100%	1
ADVANCE CARDIOVASCULAR IMAGING, INC			1	100%	1
TAMPA GENERAL MEDICAL GROUP LABORATORY HEALTHPARK			1	100%	1
ADVENTHEALTH HOSPICE CARE CENTRAL FLORIDA		1			1
CALIFORNIA PUBLIC HEALTH LABORATORY			1	100%	1
EMERGENCY CARE SERVICES LAB AT JFK MEDICAL CENTER			1	100%	1
ATMORE COMMUNITY HOSPITAL			1	100%	1
LIFELINK TISSUE BANK D/B/A LIFELINK TISSUE BANK		1			1
MID-FLORIDA PATHOLOGY LLC		1			1
SOUTHERN WINDS			1	100%	1
FLORIDA DEPARTMENT OF HEALTH SEMINOLE COUNTY		1			1
CVS MO5655POCT LIBERTY			1	100%	1
CARSON NURSING AND REHABILITATION CENTER		1			1
HEART HOSPITAL OF LAFAYETTE: EMERGENCY ROOM			1	100%	1
MARQUETTE GENERAL HOSPITAL			1	100%	1
Manassas Health & Rehab			1	100%	1
OCALA RKC EAST HEMO #1			1	100%	1
Hackensack Univ Medical Center At Pasc		1			1
GAMMA HEALTHCARE, INC		1			1
OPTUM OF RED ROAD		1			1
MEDEXPRESS URGENT CARE - SPRINGFIELD, COOLEY ST		1			1
CRUSADER COMMUNITY HEALTH			1	100%	1
BAYMEADOWS PEDIATRIC CARE		1			1
SIGNATURE CARE MIDLAND			1	100%	1
FLORIDA DIGESTIVE AND LIVER SPECIALISTS			1	100%	1
LEGACY AT HIGHWOODS PRESERVE		1			1
MD NOW MEDICAL CENTERS, INC			1	100%	1
GADSDEN FAMILY PRACTICE		1			1
Kroger 49 - The Little Clinic Wichita - 21st St.			1	100%	1
BEAUMONT REFERENCE LABORATORY			1	100%	1
LANTANA HC LAB			1	100%	1
HARDIN HEALTH INC		1			1
PUBLIX PHARMACY # 1236			1	100%	1
RICHICHI FAMILY HEALTH			1	100%	1
HAMILTON COUNTY HEALTH DEPARTMENT		1			1
CVS MINUTE CLINIC #5836		1			1
Kroger 126 - The Little Clinic Cottonwood		1			1
MODERN URGENT CARE			1	100%	1

# COVID-19: testing by laboratory

Data through Jan 16, 2021 verified as of Jan 17, 2021 at 09:25 AM

Data in this report are provisional and subject to change.

The numbers in the table below represent the number of Florida and non-Florida residents for whom test results were received by the Department of Health. A person can be tested by more than one laboratory and can have both positive and negative results. **Therefore, the sum of the numbers in each column will be larger than the total number of people tested.**

Reporting lab	Inconclusive	Negative	Positive	Percent positive	Total
SACRED HEART HEALTH SYSTEM- MIDWIFE PROGRAM			1	100%	1
MERRILL GARDENS AT CHAMPIONSGATE			1	100%	1
CVS KY4779POCT LOUISVILLE		1			1
Bethel Lutheran Nursing & Rehabilitation Center		1			1
MENORAH MANOR			1	100%	1
BOSTON PUBLIC HEALTH COMMISSION			1	100%	1
NORTH FLORIDA CHILD DEVELOPMENT, INC			1	100%	1
MEDEXPRESS URGENT CARE NORWIN		1			1
GWINNETT MEDICAL CENTER			1	100%	1
PASCO COUNTY HEALTH DEPARTMENT			1	100%	1
NORTHWEST FLORIDA SPECIALTY PHYSICIANS LLC		1			1
LOUIS STOKES CLEVELAND VA MEDICAL CENTER			1	100%	1
REFERENCE LABORATORY			1	100%	1
LIMA MEMORIAL HOSPITAL			1	100%	1
Sherwood Oaks Health Center			1	100%	1
PINNACLE DIALYSIS		1			1
UF KANAPHA LAB BEAKER		1			1
CVS OH3393POCT AURORA			1	100%	1
ALBANY MEDICAL CENTER			1	100%	1
PAUL C SCHWARTZ & MELVIN L WEIDMAN		1			1
DOCTORS HOSPITAL OF LAREDO			1	100%	1
GOSHEN HOSPITAL			1	100%	1
RENOWN REGIONAL MEDICAL CENTER			1	100%	1
CARING PROFESSIONAL HEALTH CARE LLC		1			1
OLEAN GENERAL HOSPITAL		1			1
MOSAIC MEDICAL CENTER MARYVILLE			1	100%	1
Kroger 328 - The Little Clinic Henderson Road		1			1
MONMOUTH MEDICALC ENTER		1			1
NEVADA DEPARTMENT OF HEALTH AND HUMAN SERVICES			1	100%	1
Memorial Health Care Center			1	100%	1
HOLLAND COMMUNITY HOSPITAL		1			1
HARRINGTON PARK HEALTH AND REHAB		1			1
Waddell Nursing & Rehab Center		1			1
PANCARE HEALTH - BRUCE			1	100%	1
STARLING AT SAN JOSE			1	100%	1
SANITAS RESEARCH LLC			1	100%	1
Kroger 647 - The Little Clinic Newnan Crossings			1	100%	1
BUENA VIDA ESTATES			1	100%	1
Villa Maria			1	100%	1
FAYETTE MEDICAL CENTER LAB		1			1
SYNEOS HEALTH			1	100%	1
KANSAS CITY VA MEDICAL CENTER			1	100%	1
Longwood Community Living Center		1			1
CVS NC7529POCT KNIGHTDALE		1			1
Brookdale Southside			1	100%	1
OCALA REGIONAL DIALYSIS- NORTH			1	100%	1

# COVID-19: testing by laboratory

Data through Jan 16, 2021 verified as of Jan 17, 2021 at 09:25 AM

Data in this report are provisional and subject to change.

The numbers in the table below represent the number of Florida and non-Florida residents for whom test results were received by the Department of Health. A person can be tested by more than one laboratory and can have both positive and negative results. **Therefore, the sum of the numbers in each column will be larger than the total number of people tested.**

Reporting lab	Inconclusive	Negative	Positive	Percent positive	Total
CORNERSTONE OF RECOVERY INC		1			1
Bayou Vista Community Care Center			1	100%	1
ALTA BATES SUMMIT MEDICAL CENTER CLINICAL LAB			1	100%	1
QUALITY CLINICAL LAB LLC			1	100%	1
GREATER TAMPA AT HOME			1	100%	1
CAREHERE LLC			1	100%	1
MOUNT SINAI MEDICAL CENTER OF FLORIDA, INC			1	100%	1
MEMORIAL HOSPITAL - BELLEVILLE			1	100%	1
MINUTE CLINIC DIAGNOSTIC MED GRP OF CA		1			1
TREASURE COAST PRIMARY CARE		1			1
MARINA DEL REY HOSPITAL LAB			1	100%	1
EAST TENNESSEE STATE UNIVERSITY		1			1
SMA BEHAVIORAL HEALTH SERVICES INC		1			1
BROOKDALE FORT MYERS LAKES PARK			1	100%	1
MORGAN STANELY HEALTH CENTER		1			1
CULINARY INSTITUTE OF AMERICA STUDENT		1			1
MEDEXPRESS - WILMINGTON CONCORD PIKE		1			1
LAKE PEDIATRICS			1	100%	1
HIGH DESERT COURT GROUP HOME			1	100%	1
MEDEXPRESS URGENT CARE, EDWARDSVILLE		1			1
Washington County Nursing Home			1	100%	1
CARE STATION MEDICAL GROUP		1			1
CVS CA9165POCT SAN DIEGO		1			1
WALGREENS #5130			1	100%	1
SOUTHWEST ORLANDO FAMILY MEDICINE, PL			1	100%	1
SOUTHEASTERN HEALTH FACILITES, INC		1			1
WALGREEN#12147		1			1
DIVERSE MEDICAL CARE LLC			1	100%	1
ASSOCIATES MD MEDICAL GROUP INC			1	100%	1
CAREWELL URGENT CARE FITCHBURG			1	100%	1
BROOKDALE LAKE TAVARES			1	100%	1
JOHN KNOX MANOR INC II			1	100%	1
CHILTON MEDICAL CENTER		1			1
MINUTECLINIC, LLC #09202		1			1
PROVIDENCE ST PETER HOSPITAL		1			1
ADVANCE HEALTH AND WELLNESS SOLUTIONS			1	100%	1
MYCLINIC, INC			1	100%	1
MINUTECLINIC DIAGNOSTICS OF OKLAHOMA		1			1
ARTHREX MEDICAL CENTER EAST			1	100%	1
MEMORIAL HERMANN HOSPITAL			1	100%	1
GOSHEN MEDICAL CENTER			1	100%	1
ST JOSEPHS HOSPITAL SOUTH HOSPITAL			1	100%	1
NATIONAL INSTITUTES OF HEALTH CLINICAL CENTER			1	100%	1
OUCH URGENT CARE			1	100%	1
Kroger 687 - The Little Clinic Sugar Hill			1	100%	1
San Antonio Residence and Rehabilitation Center		1			1

# COVID-19: testing by laboratory

Data through Jan 16, 2021 verified as of Jan 17, 2021 at 09:25 AM

Data in this report are provisional and subject to change.

The numbers in the table below represent the number of Florida and non-Florida residents for whom test results were received by the Department of Health. A person can be tested by more than one laboratory and can have both positive and negative results. **Therefore, the sum of the numbers in each column will be larger than the total number of people tested.**

Reporting lab	Inconclusive	Negative	Positive	Percent positive	Total
SUNCREST OMNI		1			1
HARTFORD HEALTH CARE & REHABILITATION			1	100%	1
Mayfair Village Nursing Care Center		1			1
FAMILY MEDICAL CENTRE			1	100%	1
INTERMOUNTAIN MEDICAL CENTER			1	100%	1
BAYLOR SCOTT & WHITE ALL SAINTS MEDICAL CENTER FT			1	100%	1
UT HEALTH RIO GRANDE VALLEY PRIMARY CARE AT			1	100%	1
Kroger 125 - The Little Clinic Castle Rock		1			1
FULGENT GENETICS HOUSTON		1			1
ARCADIA DIALYSIS CENTER			1	100%	1
LOUNDY		1			1
Kroger 448 - The Little Clinic Mason		1			1
QC LABORATORY			1	100%	1
NEBRASKA DEPARTMENT OF HEALTH AND HUMAN SERVICES			1	100%	1
MED-LAKE LABORATORY			1	100%	1
NHLS		1			1
NORTH FLORIDA FAMILY MEDICINE			1	100%	1
Lynwood		1			1
GIBSON AREA PRIMARY CARE			1	100%	1
JPS HEALTH CENTER AT TRUE WORTH PLACE			1	100%	1
Diversicare of Smyrna		1			1
Crowne Place Assisted Living		1			1
MEDONE URGENT CARE			1	100%	1
ADVENTHEALTH MEDICAL GROUP UROLOGY AT EAST ORLANDO		1			1
EASTMAN HEALTHCARE & REHAB		1			1
DOCTORS CARE - GREER		1			1
SAINT JOSEPHS HOSPITAL OF ATLANTA			1	100%	1
ROSE MEDICAL CENTER LAB			1	100%	1
CROSSROADS URGENT CARE PLLC		1			1
NORWALK HOSPITAL			1	100%	1
Excel Care Center			1	100%	1
HENRY FORD WEST BLOOMFIELD HOSPITAL			1	100%	1
GENESIS MICROBIOLOGY LAB		1			1
PROGRESSIVE MEDICAL RESEARCH			1	100%	1
WESLEY MEDICAL CENTER			1	100%	1
FLORIDA MEDICAL CLINIC PA GI			1	100%	1
LAKE LURE HEALTH CENTER			1	100%	1
DORAL KIDNEY CENTER			1	100%	1
DILELLA			1	100%	1
MOUNT SINAI AVENTURA DIAGNOSTIC CENTER			1	100%	1
GRAND VILLA OF PINELLAS PARK			1	100%	1
MEMORIALCARE LONG BEACH MEDICAL CENTER			1	100%	1
HUNTSVILLE HOSPITAL			1	100%	1
NEMOURS CHILDREN'S PRIMARY CARE			1	100%	1
SKYRIDGE CLINICAL ASSOCIATES		1			1
CARENOW-MONTGOMERY			1	100%	1

# COVID-19: testing by laboratory

Data through Jan 16, 2021 verified as of Jan 17, 2021 at 09:25 AM

Data in this report are provisional and subject to change.

The numbers in the table below represent the number of Florida and non-Florida residents for whom test results were received by the Department of Health. A person can be tested by more than one laboratory and can have both positive and negative results. **Therefore, the sum of the numbers in each column will be larger than the total number of people tested.**

Reporting lab	Inconclusive	Negative	Positive	Percent positive	Total
Carrollton Manor Inc		1			1
Lemont Nursing and Rehab Center			1	100%	1
Pinnacle Assisted Living			1	100%	1
CABELL HUNTINGTON HOSPITAL CLINICAL LAB			1	100%	1
Livingston County Center for Nursing and Rehabilitation		1			1
PRINCIPLE DIAGNOSTICS LLC			1	100%	1
CORPORATION OF AMERICA		1			1
WARE EXPRESS CARE			1	100%	1
MINUTECLINIC DIAG OF IND, LLC #4368		1			1
ROSE HAVEN NURSING CENTER		1			1
VA ST LOUIS HEALTH CARE SYSTEM			1	100%	1
CVS CT718POCT ANSONIA		1			1
BAPTIST HOSPITAL NURSING/PATIENT CARE			1	100%	1
NULEASE MEDICAL SOLUTIONS			1	100%	1
CVS NY549POCT RIDGEWOOD			1	100%	1
DEPARTMENT OF HEALTH SERVICES			1	100%	1
BIODORON LABORATORIES			1	100%	1
Kroger 522 - The Little Clinic Gahanna		1			1
SOUTHWEST REGIONAL PCR LABORATORY			1	100%	1
SWIFTCARE URGENT CARE, PLLC			1	100%	1
BRIDGEWATER PARK ASSISTED LIVING LLC			1	100%	1
COMMUNITY			1	100%	1
Walgreens #3661		1			1
PINEVILLE PHARMACY			1	100%	1
Cottage of the Shoals		1			1
WELLMED AT FORT PIERCE		1			1
Kroger 635 - The Little Clinic Dacula		1			1
FRESENIUS SOUTH FORT MYERS		1			1
PALMETTO PRIMARY CARE PHYSICIANS			1	100%	1
WESTEX URGENT CARE, PLLC			1	100%	1
NATION'S BEST CARE HOME HEALTH			1	100%	1
AURORA HEALTH CARE METRO INC			1	100%	1
ENCOMPASS HEALTH REHABILITATION			1	100%	1
STANDIFER PLACE		1			1
bishop rehabilitation and nursing center		1			1
University Plaza Rehabilitation and Nursing			1	100%	1
AFTER HOURS PEDS			1	100%	1
BROOKSVILLE REGIONAL HOSPITAL			1	100%	1
CHNJ		1			1
HEALTH FIRST MEDICAL GROUP LLC			1	100%	1
MINUTECLINIC DIAG OF IND, LLC #6553		1			1
WEST COAST CLINICAL LABS INC			1	100%	1
BAPTIST HEALTH PRIMARY CARE AT DORAL			1	100%	1
HOUSTON DEPARTMENT OF HEALTH AND HUMAN SERVICES			1	100%	1
CVS NC5591POCT STATESVILLE			1	100%	1
Avera Sr. James Care Center		1			1

# COVID-19: testing by laboratory

Data through Jan 16, 2021 verified as of Jan 17, 2021 at 09:25 AM

Data in this report are provisional and subject to change.

The numbers in the table below represent the number of Florida and non-Florida residents for whom test results were received by the Department of Health. A person can be tested by more than one laboratory and can have both positive and negative results. **Therefore, the sum of the numbers in each column will be larger than the total number of people tested.**

Reporting lab	Inconclusive	Negative	Positive	Percent positive	Total
EVANS FAMILY CARE PA			1	100%	1
EH FARGO HOSPITAL LABORATORY			1	100%	1
Oregon Veterans Home The Dalles		1			1
DESERT HOSPITAL/CPHU CLINICAL LABORATORY			1	100%	1
ENZO LABS INC			1	100%	1
UF HEALTH THE VILLAGES			1	100%	1
THE INTERNAL MEDICAL GROUP		1			1
LIFE CARE CENTER OF HILTON HEAD		1			1
MID FLORIDA COMMUNITY SERVICES			1	100%	1
UCH LAB			1	100%	1
EAST COAST INSTITUTE FOR RESEARCH LLC			1	100%	1
COMMONWEALTH OF VIRGINIA DIVISION OF CONSOLIDATED LABORATORY SERVICES			1	100%	1
Melbourne Terrace Rehabilitation Center			1	100%	1
DW MCMILLAN MEMORIAL HOSPITAL LABORATORY			1	100%	1
TALLAHASSEE PRIMARY CARE ASSOCIATES PA			1	100%	1
Portsmouth Health and Rehab			1	100%	1
SUNCOAST COMMUNITY HEALTH CENTERS INC		1			1
PREMIER PEDIATRICS			1	100%	1
AUGUSTA HEALTH CLINICAL LABORATORY			1	100%	1
ADVANCE MD CARE			1	100%	1
DEPARTMENT OF HEALTH AND ENVIRONMENTAL CONTROL			1	100%	1
HENRY FORD HOSPITAL			1	100%	1
SARHA DOCTORS CENTER			1	100%	1
SELF REGIONAL HEALTHCARE			1	100%	1
MINUTECLINIC DIAG OF IND, LLC #6697		1			1
DOYLESTOWN HOSPITAL			1	100%	1
TMH URGENT CARE CENTER			1	100%	1
CARDIAC AND VASCULAR CONSULTANTS MD PA		1			1
JACKSONVILLE STATEFL			1	100%	1
Kroger 627 - The Little Clinic Castleberry			1	100%	1
GENEVA FAMILY HEALTH			1	100%	1
ASSISTED LIVING AT TREZEVANT		1			1
APALACHEE CENTER INC		1			1
BUFFALO VAMC			1	100%	1
NHC HealthCare St. Charles		1			1
NIBHA MEDIRATTA MD PL			1	100%	1
UT HEALTH RGV CLINICAL LABORATORY			1	100%	1
FRASER MEMORIAL HOSPITAL			1	100%	1
ATHENA PLASTIC SURGERY		1			1
BLACKBERRY CENTER, THE		1			1
ADVENTHEALTH MEDICAL GROUP OBSTETRICS			1	100%	1
LABORATORIO BUENA SALUD			1	100%	1
PM PEDIATRICS OF SELDEN, PLLC		1			1
HUMILITY OF MARY HEALTH PARTNERS			1	100%	1
WINNIFRED ASSISTED LIVING FACILITY INC		1			1
Manor Care of Dallastown d/b/a ManorCare Health Services - Dallastown		1			1

# COVID-19: testing by laboratory

Data through Jan 16, 2021 verified as of Jan 17, 2021 at 09:25 AM

Data in this report are provisional and subject to change.

The numbers in the table below represent the number of Florida and non-Florida residents for whom test results were received by the Department of Health. A person can be tested by more than one laboratory and can have both positive and negative results. **Therefore, the sum of the numbers in each column will be larger than the total number of people tested.**

Reporting lab	Inconclusive	Negative	Positive	Percent positive	Total
NEW SMYRNA BEACH AMBULATORY CARE CTR			1	100%	1
ARLINGTON ADULT RESIDENTIAL FACILITY, INC			1	100%	1
PALMA CEIA MED GROUP-SWANN		1			1
CVS OH3458POCT BEAVERCREEK		1			1
MOSOLF PEDIATRICS PA			1	100%	1
LAKE REGIONAL HEALTH			1	100%	1
NFRC CLINICAL LAB			1	100%	1
MEMORIAL HERMANN SOUTHWEST HOSPITAL			1	100%	1
COBLESKILL REGIONAL HOSPITAL		1			1
URGENT DOC -NACOGODOCHES CLINIC			1	100%	1
AFTER HOURS CLINIC			1	100%	1
SAN JOSE CLINIC		1			1
CVS OH10209POCT UNIONTOWN		1			1
TWELVE OAKS RECOVERY CENTER			1	100%	1
Crisp Regional Nursing and Rehab Center		1			1
DIVERSICARE OF BIG SPRINGS		1			1
FAMILY PRACTICE OF CENTRAL FLORIDA PA			1	100%	1
CAREWELL 203			1	100%	1
Kroger 907 - The Little Clinic Holland		1			1
WHEATON FRANCISCAN LABORATORY			1	100%	1
MEMORIAL HOSPITAL LOS BANOS			1	100%	1
UMASS MEMORIAL MEDICAL CENTER, INC		1			1
SEATTLE-KING COUNTY			1	100%	1
DOCTOR'S IN-HOUSE LAB/COMMUNITY HEALTH CENTERS OF PINELLAS - JOHNNIE R			1	100%	1
TERRELL URGENT CARE			1	100%	1
WATERTOWN URGENT CARE		1			1
VA OUTPATIENT PHARMACY			1	100%	1
MEDEXPRESS URGENT CARE - WICHITA, N MAIZE RD		1			1
YOUR HEALTH PEDIATRICS			1	100%	1
UPSON REGIONAL MEDICAL CENTER			1	100%	1
SHANDS JACKSONVILLE CLINICAL CENTER			1	100%	1
Life Care Center of Auburn		1			1
Juniper Village at Bucks County		1			1
CVS OH2543POCT CANFIELD		1			1
LabCorp L#09258295 M#09258285			1	100%	1
RAPID RESULT CORP LLC			1	100%	1
Henry County Health and Rehabilitation		1			1
MERCY GENERAL HOSPITAL			1	100%	1
SPRINGFIELD HOSPITAL			1	100%	1
Hillside Manor Rehabilitation and Extended Care Center		1			1
CVS HEALTH, #2043		1			1
WORKFORCE HEALTH DEPARTMENT			1	100%	1
UNIVERSITY OF MIAMI PRIMARY CARE SITE UMHC 3039			1	100%	1
ST. LUKE'S HOSPITAL			1	100%	1
CHRISTUS GOOD SHEPHERD MEDICAL CENTER			1	100%	1
MEDEXPRESS URGENT CARE - LEOMINSTER		1			1



# COVID-19: testing by laboratory

Data through Jan 16, 2021 verified as of Jan 17, 2021 at 09:25 AM

Data in this report are provisional and subject to change.

The numbers in the table below represent the number of Florida and non-Florida residents for whom test results were received by the Department of Health. A person can be tested by more than one laboratory and can have both positive and negative results. **Therefore, the sum of the numbers in each column will be larger than the total number of people tested.**

Reporting lab	Inconclusive	Negative	Positive	Percent positive	Total
MRMC LAB MICRO			1	100%	1
MEDEXPRESS URGENT CARE - BROOKHAVEN		1			1
MEDCARE QUALITY MEDICAL CENTER LLC			1	100%	1
Rehab Select of Talladega		1			1
SOUTH FLORIDA PEDIATRIC PARTNERS			1	100%	1
ADVENTHEALTH IMAGING LAKE NONA			1	100%	1
Cerentry Senior Care-White Bear Lake		1			1
CONTINENTAL HOME HEALTH CARE INC			1	100%	1
CHIPOLA QUICK CARE			1	100%	1
QUEST DIAGNOSTICS INCORPORATED			1	100%	1
CVS CA8850POCT HUNTINGTON BEACH			1	100%	1
Ravenwood Speciality Care		1			1
AZALEALAND NURSING HOME		1			1
SUMMERFIELD PAIN MANAGEMENT			1	100%	1
LIFESPAN HEALTH - SELMER		1			1
PROGENESIS INC			1	100%	1
MINUTECLINIC DIAGNOSTIC MED GRP OF ORA			1	100%	1
CVS PA371POCT PHILADELPHIA		1			1
CVS OH3476POCT TIPP CITY		1			1
HEALTH PLUS SUNRISE MEDICAL OFFICE			1	100%	1
Signature Healthcare of Savannah		1			1
LABORATORIO MEDICO CENTRAL CONDOMINO MD			1	100%	1
PHYSICIANS URGENT CARE			1	100%	1
INNOVATIVE HEALTH DIAGNOSTIC OF CALIFORNIA			1	100%	1
HOLMES FAMILY PRACTICE PA			1	100%	1
The Center at Centennial			1	100%	1
BLUETAIL MEDICAL GROUP, LLC			1	100%	1
Riviera Health Resort		1			1
Miller Health Care Center			1	100%	1
ALLEGANY COUNTY DEPARTMENT OF HEALTH		1			1
AURORA CONSOLIDATED LABORATORY			1	100%	1
EAST END PEDIATRICS		1			1
VA OPTOMETRY CLINIC			1	100%	1
MINUTECLINIC DIAGNOSTIC OF NEW MEXICO LLC #7552		1			1
SEWALLS POINT PHARMACY INC			1	100%	1
ASCENSION ST VINCENT'S MEDICAL CENTER			1	100%	1
SPECTRUM LUDINGTON			1	100%	1
WINKLER COURT			1	100%	1
CHRISTUS SPOHN HOSPITAL			1	100%	1
OAKMONTE VILLAGE OF DAVIE			1	100%	1
SOUTH MIAMI HOSPITAL			1	100%	1
BLOSSOMS ASSISTED LIVING 1 LLC			1	100%	1
OMNICARE PHARMACY OF TEXAS 1, LP		1			1
CVS NC3319POCT CHARLOTTE		1			1
XSTREMEMD			1	100%	1
NORTH COUNTRY FAMILY HEALTH CENTER INC		1			1

# COVID-19: testing by laboratory

Data through Jan 16, 2021 verified as of Jan 17, 2021 at 09:25 AM

Data in this report are provisional and subject to change.

The numbers in the table below represent the number of Florida and non-Florida residents for whom test results were received by the Department of Health. A person can be tested by more than one laboratory and can have both positive and negative results. **Therefore, the sum of the numbers in each column will be larger than the total number of people tested.**

Reporting lab	Inconclusive	Negative	Positive	Percent positive	Total
SPECTRUM LABORATORY			1	100%	1
Kroger - KRO01100688			1	100%	1
MERITUS MEDICAL CENTER			1	100%	1
SARASOTA MEMORIAL HOSPITAL		1			1
MISSOURI DEPARTMENT OF HEALTH AND SENIOR SERVICES - STATE PH LAB		1			1
FIVE STAR PREMIER RESIDENCES OF POMPANO BEACH			1	100%	1
COMMUNITY MEDICAL CENTER-ORANGE CITY		1			1
MAINE HEALTH AND ENVIRONMENTAL TESTING LABORATORY			1	100%	1
ICARE		1			1
CVS NC3516POCT WINSTON SALEM		1			1
DOCTORS CARE - AIKEN MALL			1	100%	1
WELLMED AT LINEBAUGH AVE			1	100%	1
LIFELINK OF FLORIDA			1	100%	1
PEDIATRIC ASSOCIATES - JACKSONVILLE			1	100%	1
TENNOVA ER - SANGO			1	100%	1
LOGAN COUNTY HOSPITAL			1	100%	1
Buena Vista Care Center		1			1
MINUTECLINIC DIAGNOSTIC OF OHIO #6139		1			1
VANDERBILT UNIVERSITY MEDICAL CENTER			1	100%	1
HEALTH GUAGE			1	100%	1
LAKELAND REGIONAL HEALTH GRASSLANDS		1			1
KEY WEST BRANCH MEDICAL CLINIC			1	100%	1
BRISTOL REGINAL MEDICAL CENTER			1	100%	1
MEDICAL LIFE-INC GUIDEWELL EMERGENCY MEDICINE			1	100%	1
Chateau Living Center			1	100%	1
RAJ K PAI MD PA			1	100%	1
Community Care Center of Heritage House, LLC			1	100%	1
LABORATORY COPRORATION OF AMERICA			1	100%	1
GENESIS HEALTH SYSTEM			1	100%	1
MEDEXPRESS URGENT CARE - WESTFIELD, E MAIN ST			1	100%	1
MEDICAL ASSOCIATES OF PINELLAS - LAB			1	100%	1
Integrity Healthcare of Carbondale			1	100%	1
US LABORATORIES			1	100%	1
SOUTHEASTERN INTEGRATED MEDICAL PL			1	100%	1
Kroger 895 - The Little Clinic Green Hills		1			1
Remarkable Healthcare Dallas			1	100%	1
THE TOLEDO HOSPITAL			1	100%	1
HALEYVILLE HEALTH CARE CENTER		1			1
LEE MEMORIAL HOSPITAL OUTPATIENT SURGERY CENTER			1	100%	1
MADISON AT OVIEDO			1	100%	1
LAKE VIEW COURT		1			1
SILVER SPRINGS SHORES DIALYSIS			1	100%	1
Raleigh Center (WV)			1	100%	1
BLACK STALLION WALK IN AND EXERCISE CLINICS LLC		1			1
MINUTE CLINIC LLC #1909		1			1
GSM OCED Subsection			1	100%	1

# COVID-19: testing by laboratory

Data through Jan 16, 2021 verified as of Jan 17, 2021 at 09:25 AM

Data in this report are provisional and subject to change.

The numbers in the table below represent the number of Florida and non-Florida residents for whom test results were received by the Department of Health. A person can be tested by more than one laboratory and can have both positive and negative results. **Therefore, the sum of the numbers in each column will be larger than the total number of people tested.**

Reporting lab	Inconclusive	Negative	Positive	Percent positive	Total
PSL JAX BEACH OPERATIONS LLC			1	100%	1
Manor Care Health Care Services - Williamsport North		1			1
JOHNSON & JOHNSON VISION CARE-VISTAKON			1	100%	1
YOUR KIDS URGENT CARE			1	100%	1
ELITE MEDICAL LABORATORY SOLUTIONS LLC			1	100%	1
Elm Crest Senior Living Community		1			1
TRIPLE O RESEARCH INSTITUTE PA			1	100%	1
MEDEXPRESS URGENT CARE - MYLAN			1	100%	1
FLORIDA CLINICAL RESEARCH CENTER, LLC			1	100%	1
STEPHENS COUNTY HOSPITAL			1	100%	1
MEDEXPRESS URGENT CARE - MARTINSVILLE		1			1
OMNI HEALTHCARE INC			1	100%	1
LIFELINK TRANSPLANT INSTITUTE LAB			1	100%	1
TMH PHYSICIAN PARTNERS QUINCY			1	100%	1
PEDIATRIC URGENT CARE CENTR OF FORT WORTH-LA GRAN			1	100%	1
MISSION HOSPITAL			1	100%	1
MEDICAL CENTER			1	100%	1
NEW YORK CITY DEPARTMENT OF HEALTH			1	100%	1
KIDS CARE PEDIATRICS PA			1	100%	1
ADVENTHEALTH CENTRA CARE TRINITY			1	100%	1
BAPTIST HOSPITAL LABORATORY			1	100%	1
MERITER LABORATORIES			1	100%	1
THYROID SPECIALTY LABORATORY			1	100%	1
CACERES SPECIALIZED GYNECOLOGY		1			1
CLARKSVILLE MANOR INC		1			1
DOCTORS MEMORIAL HOSP HOME HEALTH CARE		1			1
NEW ULM MEDICAL CENTER			1	100%	1
METHODISM MIDLOTHIAN MEDICAL CENTER			1	100%	1
BAPTIST HEALTH EXPRESS CARE			1	100%	1
BAYFRONT CARDIOVASCULAR ASSOCIATES			1	100%	1
PINELLAS CHD - CLEARWATER			1	100%	1
BIOLOGICAL AND CHEMICAL EMERGENCIES LABORATORY			1	100%	1
PUBLIC HEALTH LABORATORIES			1	100%	1
LADY OF THE SEA HOSPITAL LAB			1	100%	1
ACCESS RECOVERY SOLUTIONS LLC			1	100%	1
ALLEGHENY GENERAL HOSPITAL			1	100%	1
OXY-GENLAB			1	100%	1
UNIVERSITY OF NORTH CAROLINA HOSPITALS			1	100%	1
MINUTE CLINIC LLC #6765		1			1
ASCENSION ST VINCENT'S - WESTSIDE			1	100%	1
BROOKDALE PALM BEACH GARDENS			1	100%	1
RIDGEFIELD PEDIATRIC ASSOCIATES		1			1
OHIOHEALTH URGENT CARE			1	100%	1
Good Samaritan Society-Atkinson		1			1
CVS IL7017POCT BLOOMINGTON		1			1
KIDSVILLE PEDIATRICS IV PA		1			1

# COVID-19: testing by laboratory

Data through Jan 16, 2021 verified as of Jan 17, 2021 at 09:25 AM

Data in this report are provisional and subject to change.

The numbers in the table below represent the number of Florida and non-Florida residents for whom test results were received by the Department of Health. A person can be tested by more than one laboratory and can have both positive and negative results. **Therefore, the sum of the numbers in each column will be larger than the total number of people tested.**

Reporting lab	Inconclusive	Negative	Positive	Percent positive	Total
MIAMI CHILDRENS HOSPITAL MIDTOWN OUTPATIENT CENTER			1	100%	1
TREASURE COAST COMMUNITY HEALTH INC			1	100%	1
CVS MO4850POCT SPRINGFIELD		1			1
Masonic Medical Research Institute			1	100%	1
COLONIAL MEDICAL CENTER-EAST ORLANDO			1	100%	1
CFHC - FROSTPROOF			1	100%	1
MID-SOUTH URGENT CARE, PLLC			1	100%	1
CARSON NURSING AND REHABILITATION CENT		1			1
ABBOTT LABORATORIES - OCCUPATIONAL HEALTH SERVICES			1	100%	1
Baypoint Healthcare Center			1	100%	1
MINUTECLINIC DIAGNOSTIC, PA		1			1
ADVANCED RESEARCH AND DIAGNOSTIC LABORATORY UNIVERSITY OF MINNESOTA			1	100%	1
ANDREWS			1	100%	1
CLINTON DRUG STORE		1			1
FHCP ASC - ORANGE CITY			1	100%	1
CERMAK HEALTH SERVICES			1	100%	1
HOLYOKE MEDICAL CENTER			1	100%	1
Accordius Health at Gastonia			1	100%	1
SIGNATURE CARE COLLEGE STATION			1	100%	1
FLORIDA ADVANCED MEDICAL AND DERM AESTHETICS LLC			1	100%	1
UHS BINGHAMTON GENERAL			1	100%	1
LAB. CORP. OF AMERICA			1	100%	1
CLINICAL LABORATORY DEPARTMENT			1	100%	1
Sanford Health & Rehabilitation			1	100%	1
MONROE COUNTY FIRE RESCUE		1			1
GRACE WELLNESS CENTER LLC			1	100%	1
CONCIERGE INTERNAL MEDICINE ASSOCIATES			1	100%	1
PEDIATRICS IN NORTH FLORIDA PA			1	100%	1
RIVERTON CBOC			1	100%	1
BHA TITUSVILLE CLINIC			1	100%	1
FOUNDATION LABORATORY			1	100%	1
HANCOCK REGIONAL HOSPITAL		1			1
NEWTON MEMORIAL HOSPITAL		1			1
Kroger 409 - The Little Clinic Hebron Marketplace			1	100%	1
IDAHO HEALTH DEPARTMENT			1	100%	1
Oakview Manor Health and Rehab		1			1
BASCOM PALMER EYE INSTITUTE			1	100%	1
LOUISIANA STATE LAB			1	100%	1
CLINICAL MICROBIOLOGY LAB FAIRVIEW UNIVERSITY HOSPITAL			1	100%	1
VELOCITY URGENT CARE			1	100%	1
Riverside Nursing & Rehabilitation Center		1			1
ADVANCE GASTROENTEROLOGY			1	100%	1
Oak Hill Health & Rehabilitation Center			1	100%	1
Sunnybrook Rehabilitation Center			1	100%	1
CARTERSVILLE MEDICAL CENTER			1	100%	1
Kroger 419 - The Little Clinic Farmington/Exeter		1			1

# COVID-19: testing by laboratory

Data through Jan 16, 2021 verified as of Jan 17, 2021 at 09:25 AM

Data in this report are provisional and subject to change.

The numbers in the table below represent the number of Florida and non-Florida residents for whom test results were received by the Department of Health. A person can be tested by more than one laboratory and can have both positive and negative results. **Therefore, the sum of the numbers in each column will be larger than the total number of people tested.**

Reporting lab	Inconclusive	Negative	Positive	Percent positive	Total
NORTHEAST PEDIATRICS			1	100%	1
CAREHERE HUDSON BAY			1	100%	1
ARIZA WELLNESS CARE LLC			1	100%	1
CVS IL8751POCT CHICAGO		1			1
LAMARQUE DIALYSIS			1	100%	1
CARENOW URGENT CARE-HENDERSONVILLE		1			1
PARKWAY REGIONAL MEDICAL CENTER LAB			1	100%	1
ASHLEY CLINICAL DIAGNOSTIC LABORATORY			1	100%	1
Monument Health Strugis Care Center		1			1
ROYAL PALM PEDIATRICS			1	100%	1
NEW RIVER HEALTH DISTRICT			1	100%	1
NEMOURS CHILDRENS URGENT CARE			1	100%	1
SUNY AT STONY BROOK			1	100%	1
PROVIDENCE HOSPITAL			1	100%	1
TALLAHASSEE MEMORIAL HEALTHCARE			1	100%	1
THE HEART HOSPITAL BAYLOR PLANO			1	100%	1
SILVERMAN			1	100%	1
SUN CLINICAL LABORATORIES			1	100%	1
HATLEY HEALTH CARE, INC		1			1
MEDICAL ASSOCIATES OF BREVARD LLC		1			1
Parkside Manor		1			1
BAYLOR SCOTT & WHITE MEDICAL SURGICAL CLINIC			1	100%	1
FAIRVIEW SOUTHDALE			1	100%	1
American Fork Care Center dba Heritage Care Center		1			1
Mountain City Care and Rehabilitation Center		1			1
KENDALL PEDIATRICS PARTNERS LLC			1	100%	1
PM PEDIATRICS PC			1	100%	1
THE CLINIC ON SIXTH			1	100%	1
MEADOWS PARK HEALTH AND REHABILITATION		1			1
DAVITA DIALYSIS-NORTH			1	100%	1
PRIMACARE MEDICAL LAKEWOOD			1	100%	1
MINUTE CLINIC LLC #10203		1			1
Kroger 717 - The Little Clinic Dolphin Drive			1	100%	1
HARRIS URGENT CARE CENTER			1	100%	1
CLERMONT PEDIATRICS, PA			1	100%	1
MINUTECLINIC DIAGNOSTIC OF KANSAS, PC		1			1
ENCOMPASS HEALTH HOME HEALTH		1			1
TAMPA HEALTH CARE PROVIDERS PA		1			1
EDWARD HOSPITAL			1	100%	1
PULMONARY MEDICINE		1			1
KIOSK MEDICINE KENTUCKY LLC		1			1
NONA MEDICAL ARTS		1			1
Bolingreen Health and Rehabilitation		1			1
ATHENS LIMESTONE HOSPITAL		1			1
COASTAL SKIN SURGERY AND DERMATOLOGY PL		1			1
ENCORE AT BOCA RATON, THE			1	100%	1

# COVID-19: testing by laboratory

Data through Jan 16, 2021 verified as of Jan 17, 2021 at 09:25 AM

Data in this report are provisional and subject to change.

The numbers in the table below represent the number of Florida and non-Florida residents for whom test results were received by the Department of Health. A person can be tested by more than one laboratory and can have both positive and negative results. **Therefore, the sum of the numbers in each column will be larger than the total number of people tested.**

Reporting lab	Inconclusive	Negative	Positive	Percent positive	Total
UNITED HEALTHCARE			1	100%	1
Consulate Health Care of Tallahassee			1	100%	1
BRUSHY CREEK FAMILY HOSPITAL			1	100%	1
SHANNON MEDICAL CENTER			1	100%	1
LOURDES URGENT CARE			1	100%	1
SMITH KLINE			1	100%	1
RCA LABORATORY SERVICES LLC			1	100%	1
LAKE BALDWIN			1	100%	1
ALLIANCE LABORATORY SERVICES			1	100%	1
ALABAMA REFERENCE LAB			1	100%	1
Birmingham Nursing & Rehab Center		1			1
SOMA MEDICAL CENTER PA #3 GREENACRES			1	100%	1
CVS TN7698POCT KNOXVILLE		1			1
CONNECTICUT PEDIATRICS @ CHC		1			1
CARESPOT - LEE VISTA			1	100%	1
CONSOLIDATED			1	100%	1
COVID RAPID LABS			1	100%	1
CENTRAL FL INTERNAL MEDICINE ASSOCIATES LLC		1			1
MEDEXPRESS URGENT CARE - PATRICK STREE			1	100%	1
LEHIGH MEDICAL AND RESEARCH CENTER, INC			1	100%	1
YUMA REGIONAL MEDICAL CENTER			1	100%	1
VITAL CARE CLINIC, LLC			1	100%	1
MINUTECLINIC DIAG OF IND, LLC #5369		1			1
ANY LAB TEST NOW JACKSONVILLE		1			1
HAVASU REGIONAL MEDICAL CENTER			1	100%	1
COLLINS NURSING HOME		1			1
MEDEX CLINIC LLC			1	100%	1
UPMC NORTHWEST HOSPITAL			1	100%	1
GRAND VILLA OF LAKE LAND		1			1
WESTOX LABS		1			1
GEORGETOWN URGENT CARE			1	100%	1
CLEVELAND CLINIC OHIO LABORATORIES			1	100%	1
TIMPANOGOS REGIONAL HOSPITAL			1	100%	1
CQUENTIA NGS, LLC			1	100%	1
CLIFTON-FINE HOSPITAL LABORATORY		1			1
CHATSWORTH ASSISTED LIVING COMMUNITY AT PGA NATIONAL			1	100%	1
CHOTA COMMUNITY HEALTH SERVICES		1			1
Shoreline Care Center			1	100%	1
MINUTE CLINIC DIAGNOSTIC OF VIRGINIA, LLC #6292		1			1
FAITH FAMILY PRACTICE			1	100%	1
Eagle Health and Rehabilitation		1			1
ADVANCED MEDICAL LABORATORIES (AML)			1	100%	1
QUALITY LAB			1	100%	1
HORIZON MEDICAL CENTER			1	100%	1
MINUTECLINIC DIAGNOSTIC OF KENTUCKY		1			1
DR PHILLIPS CENTER FOR WELLNESS		1			1

# COVID-19: testing by laboratory

Data through Jan 16, 2021 verified as of Jan 17, 2021 at 09:25 AM

Data in this report are provisional and subject to change.

The numbers in the table below represent the number of Florida and non-Florida residents for whom test results were received by the Department of Health. A person can be tested by more than one laboratory and can have both positive and negative results. **Therefore, the sum of the numbers in each column will be larger than the total number of people tested.**

Reporting lab	Inconclusive	Negative	Positive	Percent positive	Total
Kroger 523 - The Little Clinic Dickson			1	100%	1
Walgreens #5421		1			1
ORLANDO PHYSICIAN NETWORK		1			1
FLORIDA HEALTH CARE MEDICAL GROUP		1			1
ADVENTHEALTH DURAND			1	100%	1
POUDRE VALLEY HOSPITAL			1	100%	1
MEDEXPRESS URGENT CARE - HADLEY		1			1
SUNCOAST PRIMARY CARE LLC			1	100%	1
BAYSIDE URGENT CARE CENTER INC			1	100%	1
DEVITA		1			1
CARESPOT EXPRESS HEALTHCARE BOYNTON BEACH			1	100%	1
WELLINGTON WEST 100176			1	100%	1
Strasburg Care Center		1			1
ATHENS MEDICAL CENTER			1	100%	1
EXACCARE KINGSTON, LLC			1	100%	1
ALL PRO ORTHOPEDICS & SPORTS MEDICINE, PA			1	100%	1
HEARTLAND OF ZEPHYRHILLS FL, LLC			1	100%	1
CARE CENTERS OF NASSAU, LLC - HENDRICKS RD		1			1
CORIZON HEALTH INC			1	100%	1
SYNAPSE ANALYTICAL LABS		1			1
WINTER PARK INTERNAL MEDICINE MD PA			1	100%	1
HSRE-ASL CASSELBERRY TRS, LLC			1	100%	1
CARESPOT - OCOEE			1	100%	1
NORTH FLORIDA MEDICAL CENTERS INC		1			1
WILMINGTON NURSING AND REHAB			1	100%	1
MEDPOST - NORTH DALLAS			1	100%	1
Tremont Health & Rehabilitation Center		1			1
SOUTHERN BREEZE HEALTHCARE			1	100%	1
Walgreens #5065		1			1
Kroger - KRO03400316			1	100%	1
SUN CITY DIAGNOSTIC CENTER			1	100%	1
ST JOHNS EPISCOPAL HOSPITAL SOUTH SHORE		1			1
The Palms Nursing and Rehabilitation		1			1
BOND COUNTY HEALTH DEPARTMENT			1	100%	1
GASTROENTEROLOGY ASSOC OF PENSACOLA, PA			1	100%	1
THE LITTLE CLINIC LLC			1	100%	1
PEDIATRIC ASSOCIATES - MIAMI LAKES		1			1
CVS IN6605POCT INDIANAPOLIS		1			1
GALVESTON COUNTY HEALTH DISTRICT			1	100%	1
JUPITER PEDIATRIC ASSOCIATES, PA			1	100%	1
NICKLAUS CHILDREN'S DORAL OUTPATIENT CENTER			1	100%	1
CVS IL3163POCT OAK PARK		1			1
Orchid Cove at Naples			1	100%	1
Kroger 390 - The Little Clinic North College Hill		1			1
Long Beach Care Center			1	100%	1
CENTURY LINK SPORTS COMPLEX			1	100%	1

# COVID-19: testing by laboratory

Data through Jan 16, 2021 verified as of Jan 17, 2021 at 09:25 AM

Data in this report are provisional and subject to change.

The numbers in the table below represent the number of Florida and non-Florida residents for whom test results were received by the Department of Health. A person can be tested by more than one laboratory and can have both positive and negative results. **Therefore, the sum of the numbers in each column will be larger than the total number of people tested.**

Reporting lab	Inconclusive	Negative	Positive	Percent positive	Total
Glenburn Home		1			1
VITAL CARE			1	100%	1
MEDAC AT PORTERS NECK			1	100%	1
Smg At Bridgewater Family Medicine		1			1
LANGLADE			1	100%	1
HIGHLANDS CLINICAL LABORATORY			1	100%	1
SARASOTA IMMEDIATE CARE			1	100%	1
ADVENTHEALTH MEDICAL GROUP ADULT AND SENIOR HEALTH			1	100%	1
CVS GA3766POCT DACULA			1	100%	1
BAYOU URGENT CARE			1	100%	1
CVS NC7588POCT ASHEVILLE		1			1
ADVANCE FAMILY PRACTICE LLC			1	100%	1
MID FLORIDA DERMATOLOGY ASSOCIATES PA			1	100%	1
CMC MERCY LABORATORY			1	100%	1
PEDIATRIC PARTNERS ZEPHYRHILLS			1	100%	1
PEDRO L ORTEGA MD PA			1	100%	1
BAPTIST HEALTH MEDICAL PLAZA			1	100%	1
SOFTCELL L-FORM LABORATORIES, LLC			1	100%	1
DIAMOND SPEEDWAY DIALYSIS			1	100%	1
METROPOLITAN			1	100%	1
PRIME CARE FAMILY MEDICINE			1	100%	1
NORTHSIDE HOSPITAL DULUTH			1	100%	1
BEAUMONT HOSPITAL			1	100%	1
RESIDENCES AT MIAMI / REIGN GARDENS LLC, THE			1	100%	1
USCG AIR STATION CLEARWATER CLINIC			1	100%	1
WALGREENS # 12338		1			1
DASCENA LAB			1	100%	1
Kroger - KR070300083			1	100%	1
SLIDELL MEMORIAL HOSPITAL			1	100%	1
NEW YORK STATE DEPARTMENT OF HEALTH			1	100%	1
VISTA LAKE ASSISTED LIVING			1	100%	1
Sears Coastal Nursing and Rehab		1			1
WMC HEALTH GROUP OF KISSIMMEE LLC			1	100%	1
KEY BISCLAYNE PEDIATRIC ASSOCIATES INC			1	100%	1
WATERS EDGE ELEMENTARY SCHOOL			1	100%	1
ORCHID TERRACE		1			1
Freedom Pointe at The Villages			1	100%	1
ONSLOW COUNTY HEALTH DEPARTMENT			1	100%	1
JAX FAMILY CARE		1			1
MEDEXPRESS URGENT CARE - LINCOLN		1			1
CYPRESS CREEK DIALYSIS CTR			1	100%	1
ADVENTHEALTH MEDICAL GROUP PEDIATRICS DIABETES &			1	100%	1
Wedgewood Manor		1			1
MEDEXPRESS URGENT CARE - BECKLEY		1			1
SOMA MEDICAL CENTER PA			1	100%	1
ST FRANCIS MEDICAL CENTER			1	100%	1



# COVID-19: testing by laboratory

Data through Jan 16, 2021 verified as of Jan 17, 2021 at 09:25 AM

Data in this report are provisional and subject to change.

The numbers in the table below represent the number of Florida and non-Florida residents for whom test results were received by the Department of Health. A person can be tested by more than one laboratory and can have both positive and negative results. **Therefore, the sum of the numbers in each column will be larger than the total number of people tested.**

Reporting lab	Inconclusive	Negative	Positive	Percent positive	Total
Imperial Healthcare Centre			1	100%	1
CVS TX1104POCT ALLEN		1			1
APOLLOMDX LLC			1	100%	1
HEALTH EXPRESS		1			1
Arlington Care Center			1	100%	1
AVERA SACRED HEART HOSPITAL			1	100%	1
KETTERING MEDICAL CENTER			1	100%	1
FLORIDA DEPARTMENT OF HEALTH IN CITRUS COUNTY		1			1
GEORGE WASHINGTON UNIVERSITY HOSPITAL			1	100%	1
VANAJA SUREDDI MD PA			1	100%	1
OSF SAINT FRANCIS MEDICAL CENTER			1	100%	1
Kroger 353 - The Little Clinic Harpers Point		1			1
Rio Grande City Nursing and Rehab Center			1	100%	1
AVON PARK CLUSTER		1			1
LOPEZ		1			1
UF HEALTH - WILDLIGHT			1	100%	1
DISCOVERY AT HOME, LLC			1	100%	1
MEDEXPRESS URGENT CARE - ROSS TOWNSHIP		1			1
PALM WEST INTERNIST PA			1	100%	1
GOOD SAMARITAN HOSPITAL			1	100%	1
ADVENTHEALTH PHYSICIAN GROUP - APPLEWOOD			1	100%	1
INDIAN RIVER CLINICAL LABORATORY, INC.		1			1
SOUTH DADE NURSING & REHABILITATION CENTER			1	100%	1
PROVIDENCE PORTLAND MEDICAL CENTER		1			1
MEDICAL ASSOCIATES OF CARTER		1			1
Heritage of Red Cloud		1			1
SPORTS MEDICINE CLINIC - U OF WYOMING			1	100%	1
TEVAPHARM			1	100%	1
HARMONY HEALTHCARE ORLANDO INC		1			1
HELGEMO & LIOU PEDIATRICS			1	100%	1
PHYSICIAN ASSOCIATES, LLC			1	100%	1
MEMORIAL HOSPITAL WEST			1	100%	1
Life Care Center of Paradise Valley		1			1
LAB TEST KENDALL LLC		1			1
PALM BEACH DIABETES AND ENDOCRINE SPECIALISTS, PA			1	100%	1
ROSLYN INTERNAL MEDICINE		1			1
APS-SUMMIT CARE PHARMACY, LLC DBA OMNICARE		1			1
NORDX			1	100%	1
CHILDREN'S MEMORIAL HOSPITAL			1	100%	1
Regency Square			1	100%	1
Kroger 682 - The Little Clinic New Holland Market			1	100%	1
BAPTIST HOSPITAL EAST			1	100%	1
MEDEXPRESS URGENT CARE - BENTONVILLE		1			1
ADVENTHEALTH SENIOR CARE AT ORMOND			1	100%	1
BUFFALO CROSSINGS HEALTHCARE AND REHABILITATION CENTER			1	100%	1
Cortland Acres Association		1			1

# COVID-19: testing by laboratory

Data through Jan 16, 2021 verified as of Jan 17, 2021 at 09:25 AM

Data in this report are provisional and subject to change.

The numbers in the table below represent the number of Florida and non-Florida residents for whom test results were received by the Department of Health. A person can be tested by more than one laboratory and can have both positive and negative results. **Therefore, the sum of the numbers in each column will be larger than the total number of people tested.**

Reporting lab	Inconclusive	Negative	Positive	Percent positive	Total
SAINT BARNABAS MEDICAL CENTER		1			1
MEDEXPRESS URGENT CARE-BRENTWOOD		1			1
QUEST INC			1	100%	1
VIVEX/UMTB BIOMEDICAL			1	100%	1
HEALTHCARE ASSOCIATES OF IRVING, LLP			1	100%	1
GATEWAY LABORATORIES		1			1
WAYNE COUNTY PUBLIC HEALTH		1			1
MILFORD REGIONAL HOSPITAL			1	100%	1
CORNERSTONE PEDIATRICS			1	100%	1
REGIONAL MED CTR BAYONET POINT			1	100%	1
RCP OF MEMORIAL WEST			1	100%	1
Ramsey Village		1			1
PIONEER CLINICAL RESEARCH LLC			1	100%	1
VERITAS GENETICS, INC.			1	100%	1
SIGNATURE CARE MEMORIAL CITY			1	100%	1
TRUCARE LIVING CENTERS - SELMA			1	100%	1
CONCORDIA MANOR			1	100%	1
ACCESS HEALTH CARE PHYSICIANS LLC			1	100%	1
ANMED HEALTH MEDICAL CENTER			1	100%	1
CVS NY4098030POCT NEW YORK		1			1
MIDWAY SPECIALTY CARE CENTER INC		1			1
ST. JOHN HOSPITAL & MEDICAL CENTER			1	100%	1
MEDICAL CENTER OF CENTRAL GEORGIA			1	100%	1
COMMUNITY PHYSICIANS OF NORTH PORT PA			1	100%	1
SACRED HEART HOSPITAL NURSING			1	100%	1
BLUEWATER TOXICOLOGY			1	100%	1
INNOVATIVE CARE II LLC			1	100%	1
MANOR CARE OF DELRAY BEACH FL LLC		1			1
CROSS CREEK HEALTH CARE		1			1
DIXIE REGIONAL MEDICAL CENTER			1	100%	1
HILTON HEAD HOSPITAL/INPATIENT			1	100%	1
WEST VIRGINIA UNIVERSITY HOSPITALS			1	100%	1
WALGREENS #06025		1			1
LAS PALMAS MEDICAL CENTER			1	100%	1
USC VERDUGO HILLS HOSPITAL			1	100%	1
LEXINGTON PLACE SENIOR LIVING COMMUNITY		1			1
ALLIED PHYSICIANS GROUP		1			1
BELLMORE PEDIATRICS		1			1
Caldwell Care		1			1
PROMUS DIAGNOSTICS, LLC			1	100%	1
MDS PHARMA SERVICES		1			1
MEDICAL SPECIALISTS OF THE PALM BEACHES INC			1	100%	1
WELLCARE URGENT CARE			1	100%	1
MANASOTA PEDIATRICS			1	100%	1
MICROBIOLOGY DEPARTMENT			1	100%	1
PCR DIAGNOSTICS			1	100%	1

# COVID-19: testing by laboratory

Data through Jan 16, 2021 verified as of Jan 17, 2021 at 09:25 AM

Data in this report are provisional and subject to change.

The numbers in the table below represent the number of Florida and non-Florida residents for whom test results were received by the Department of Health. A person can be tested by more than one laboratory and can have both positive and negative results. **Therefore, the sum of the numbers in each column will be larger than the total number of people tested.**

Reporting lab	Inconclusive	Negative	Positive	Percent positive	Total
CLINICAL CARE, INC			1	100%	1
BRONSON METHODIST HOSPITAL			1	100%	1
IRA FIALKO DO			1	100%	1
ST JOHN'S MEDICAL CENTER, TETON VILLAGE			1	100%	1
PRIORITY CARE LLC			1	100%	1
DASCENA, INC			1	100%	1
Victory Health and Rehabilitation			1	100%	1
ACUPATH LABORATORIES INC			1	100%	1
CVS NJ2815POCT E BRUNSWICK		1			1
Summit Medical Group Morristown Oncology		1			1
BLUFFTON HEALTH CENTER			1	100%	1
Walgreens #9278		1			1
CHP COVID-19 (TX)			1	100%	1
ALLIED PEDIATRICS & FAMILY MEDICINE			1	100%	1
Eddy Memorial Geriatric Center		1			1
AVERA ST. MARY'S HOSPITAL			1	100%	1
MEDEXPRESS URGENT CARE - DANVILLE		1			1
LOWER KEYS COMMUNITY HEALTH CENTER			1	100%	1
CIRRUS DX			1	100%	1
VALLEY HOSPITAL MEDICAL CENTER		1			1
MOUNT SINAI COMPREHENSIVE CANCER CENTER			1	100%	1
HALIFAX HEALTH PRIMARY CARE ORMOND			1	100%	1
ST. PETERSBURG PEDIATRICS-SEMINOLE			1	100%	1
BNJ		1			1
MEDEXPRESS URGENT CARE - DERBY N ROCK		1			1
BIOMERIEUX			1	100%	1
CVS NC7047POCT DURHAM		1			1
FLORIDA EPIDEMIOLOGY PROGRAM			1	100%	1
BMC/NASSAU			1	100%	1
RIVIERA BEACH HEALTH CENTER LAB			1	100%	1
RAPID CITY REGIONAL HOSPITAL -579 ATTN. LABORATORY		1			1
MEDEXPRESS URGENT CARE - ST CLAIR, CLOVER DR.		1			1
KAISER PERMANENTE REGIONAL REFERENCE LABORATORY		1			1
CLARE BRIDGE OF CAPE CORAL		1			1
TITUSVILLE CENTER FOR SURGICAL EXCELLENCE LLC		1			1
NHC Chattanooga			1	100%	1
PRIMEX CLINICAL LABORATORIES INC			1	100%	1
AURORA MEDICAL CENTER-KENOSHA			1	100%	1
ELEMENTS PHARMACY			1	100%	1
CVS PA1296POCT DREXEL HILL		1			1
PROVIDENCE ST. PATRICK HOSPITAL			1	100%	1
HABANA HEALTH CARE CENTER			1	100%	1
Trucare Living Centers - Columbus		1			1
MEDEXPRESS URGENT CARE, MOSSIDE		1			1
MEDERI CARETENDERS VS OF SE FL LLC DBA			1	100%	1
MALUHIA		1			1

# COVID-19: testing by laboratory

Data through Jan 16, 2021 verified as of Jan 17, 2021 at 09:25 AM

Data in this report are provisional and subject to change.

The numbers in the table below represent the number of Florida and non-Florida residents for whom test results were received by the Department of Health. A person can be tested by more than one laboratory and can have both positive and negative results. **Therefore, the sum of the numbers in each column will be larger than the total number of people tested.**

Reporting lab	Inconclusive	Negative	Positive	Percent positive	Total
MINUTE CLINIC INCORPORATE		1			1
777 URGENT CARE			1	100%	1
ANSWERS RESOURCE FACILITY		1			1
WEILL CORNELL MEDICAL ASSOCIATES - EAST SIDE		1			1
SEASONS HOSPICE AND PALLIATIVE CARE OF			1	100%	1
SHELBYVILLE HOSPITAL COMPANY		1			1
TUNIS STREET GROUP HOME		1			1
AKRON GENERAL MEDICAL CENTER MAIN		1			1
MOUNT SINAI MEDICAL CENTER AVENTURA ER			1	100%	1
KEY WEST HMA PHYSICIAN MANAGEMENT, LLC			1	100%	1
CARE POINT HEALTH AND WELLNESS CENTER		1			1
FHPG SURGICAL ASSOCIATES OF EAST PASCO			1	100%	1
PUBLIX PHARMACY #0332		1			1
SPARTANBURG REGIONAL MEDICAL CENTER			1	100%	1
SISTERS MISSION			1	100%	1
CURELOGICS WOUND CARE & HYPERBARIC CENTER		1			1
DONALSONVILLE HOSPITAL			1	100%	1
Luther Acres Manor		1			1
MINUTECLINIC, LLC, DBA MINUTECLINIC #4		1			1
SPECIALTY DRUG TESTING			1	100%	1
BROADWAY HEALTH FLORIDA MEDICAL CLINIC URGENT CARE			1	100%	1
TARRYTOWN PHARMACY			1	100%	1
ANDREWS INSTITUTE AMBULATORY SURGERY CENTER		1			1
DIXITKUMAR N MODI MD PA			1	100%	1
THE CHRIST HOSPITAL			1	100%	1
SOUTHERN SPRINGS HEALTH CARE		1			1
Vi at Aventura		1			1
BLOOD SYSTEMS LABORATORIES			1	100%	1
LEELANAU OPCO, LLC		1			1
CAH ACQUISITION COMPANY 11 LLC			1	100%	1
WALKIN MEDICAL URGENT CARE,NEW CITY			1	100%	1
NORTHEAST TEXAS DIALYSIS		1			1
ADVENTHEALTH MEDICAL GROUP FAMILY AND INTERNAL			1	100%	1
Kroger 57 - The Little Clinic Jay C Charlestown		1			1
OCEAN MEDICAL CENTER		1			1
GOOD SAMARITAN SOCIETY-FOREST CITY		1			1
MADISON FACILITY INC			1	100%	1
CVS TX3292POCT WYLIE		1			1
MEDERI CARETENDERS			1	100%	1
ENCOMPASS HEALTH REHABILITATION HOSPITAL OF LARGO			1	100%	1
Ash Flat Healthcare and Rehabilitation Center			1	100%	1
SOUTHEASTERN PATHOLOGY ASSOCIATES			1	100%	1
ST MARY'S OF SAGINAW		1			1
BERKSHIRE MEDICAL CENTER			1	100%	1
ATRIA TAMARAC			1	100%	1
CVS M08595POCT RAYMORE		1			1

# COVID-19: testing by laboratory

Data through Jan 16, 2021 verified as of Jan 17, 2021 at 09:25 AM

Data in this report are provisional and subject to change.

The numbers in the table below represent the number of Florida and non-Florida residents for whom test results were received by the Department of Health. A person can be tested by more than one laboratory and can have both positive and negative results. **Therefore, the sum of the numbers in each column will be larger than the total number of people tested.**

Reporting lab	Inconclusive	Negative	Positive	Percent positive	Total
Big River Nursing and Rehab		1			1
BAPTIST MINOR MEDICAL CENTER			1	100%	1
BAYCARE OUTREACH LAB			1	100%	1
MID-FLORIDA CANCER CENTERS		1			1
BEST CARE COMMUNITY AND FAMILY HEALTH CENTER INC			1	100%	1
VIRGINIA UROLOGY		1			1
FLORIDA DEPARTMENT OF HEALTH PALM BEACH COUNTY			1	100%	1
Medicalodges Neosho			1	100%	1
Manorcare Health Services West Reading North		1			1
CVS PA8979POCT HARRISBURG		1			1
VA COMMUNITY BASED CLINIC - LAKE CITY			1	100%	1
CSL PLASMA LAB			1	100%	1
JMC TALLAHASSEE, LLC			1	100%	1
DECATUR MORGAN HOSPITAL - DECATUR GENE		1			1
HIGHLAND PARK LAKEWOOD PRESTON HOLLOW			1	100%	1
LSU MEDICAL CENTER			1	100%	1
MEMORIAL HOSPITAL OF TAMPA			1	100%	1
UMHC HOLLYWOOD LABORATORY			1	100%	1
POMPANO BEACH ARTIFICIAL KIDNEY CENTER			1	100%	1
HYDE PARK MEDICAL CENTER		1			1
HARDEE COUNTY FIRE RESCUE		1			1
TMH PHYSICIAN PARTNERS			1	100%	1
BROOKDALE PALM COAST		1			1
Kroger 923 - The Little Clinic Centerville		1			1
			1	100%	1
HELEN HAYES HOSPITAL LABORATORY		1			1
JACK M MATHENY II MD			1	100%	1
MEDEXPRESS URGENT CARE - RUSSELLVILLE, W MAIN ST		1			1
Alden North Shore			1	100%	1
MEDEXPRESS URGENT CARE - CONWAY		1			1
Chateau Girardeau			1	100%	1
UNIVERSITY OF MARYLAND PATHOLOGY ASSOCIATES			1	100%	1
SURGERY CENTER, THE			1	100%	1
LEHIGH PULMONARY ASSOCIATES			1	100%	1
DSI LABORATORIES-NAPLES-7TH			1	100%	1
LAKESIDE MEDICAL CENTER		1			1
Kroger 441 - The Little Clinic Middletown		1			1
SANTA ROSA PEDIATRICS			1	100%	1
Acts Manor House		1			1
UABC			1	100%	1
FAMILY MEDICAL CENTER		1			1
SUREPOINT URGENT CARE PADRE ISLAND			1	100%	1
INTERNAL MEDICINE GROUP OF CENTRAL FLORIDA			1	100%	1
STONECREST MEDICAL CENTER		1			1
FAST PACE URGENT CARE			1	100%	1
ALLIANCE MD DIRECT PRIMARY CARE			1	100%	1

# COVID-19: testing by laboratory

Data through Jan 16, 2021 verified as of Jan 17, 2021 at 09:25 AM

Data in this report are provisional and subject to change.

The numbers in the table below represent the number of Florida and non-Florida residents for whom test results were received by the Department of Health. A person can be tested by more than one laboratory and can have both positive and negative results. **Therefore, the sum of the numbers in each column will be larger than the total number of people tested.**

Reporting lab	Inconclusive	Negative	Positive	Percent positive	Total
UNIVERSITY COMMUNITY HEALTH SERVICES			1	100%	1
Good Samaritan Society - Albion		1			1
LAKEVIEW REGIONAL HOSPITAL			1	100%	1
CAROLINAS HEALTHCARE SYSTEM LAB			1	100%	1
CVS HEALTH, #5962		1			1
ACCURATE HEALTH SERVICES CORP			1	100%	1
MEDEXPRESS URGENT CARE - TOPEKA, SW WANAMAKER RD		1			1
WHITE EARTH IHS MAIN LAB		1			1
MEMORIAL HEALTH SYSTEM		1			1
SANTA CLARA VALLEY MEDICAL CENTER			1	100%	1
MEDEXPRESS-DOVER		1			1
DOCTORS CARE OF PALM COAST			1	100%	1
CORDOVA FAMILY PRACTICE			1	100%	1
BRENTWOOD AT FORE RANCH			1	100%	1
ANYLABTEST NOW			1	100%	1
EDGAR PRICE FAMILY & CHILDREN HEALTHCARE CENTER			1	100%	1
Kroger - KRO03500568			1	100%	1
COLUMBIA CREST CARE & RAHAB		1			1
ST. LUKES HOSPITAL			1	100%	1
Harbert Hills Academy Nursing Home		1			1
Brio of Johnston		1			1
MERCYONE DES MOINES MEDICAL CENTER			1	100%	1
DEVLAB, LLC			1	100%	1
PEACHEALTH LABORATORIES		1			1
BAYFRONT HEAL WOUND CARE AND HYPERBARIC CENTER			1	100%	1
EASTSIDE MEDICAL CLINIC		1			1
ATRIA WILLOW WOOD			1	100%	1
REGIONAL MEDICAL LABORATORY			1	100%	1
EVEXIA DIAGNOSTICS			1	100%	1
ST. MARY MEDICAL CENTER		1			1
LIBERTY HEALTH CENTER			1	100%	1
EAST RIDGE RETIREMENT VILLAGE INC		1			1
CLEVELAND CLINIC AKRON GENERAL			1	100%	1
Jersey City Medical Center		1			1
MD NOW URGENT CARE			1	100%	1
COLONIAL VILLA GOOD SAMARITAN CENTER		1			1
GEORGE W FERGUSON MD-CONCIERGE MEDICAL SERVICES PL		1			1
SEACOAST PATHOLOGY PROFESSIONAL ASSOC		1			1
Carington Park			1	100%	1
Mill Valley Care Center		1			1
SOUTH TAMPA AFTER HOURS CLINIC			1	100%	1
FLORIDA HOSPITAL LAB			1	100%	1
MC DIAGNOSTIC OF CONNECTICUT, PC #114		1			1
THEDACARE FAMILY MEDICINE GATEWAY			1	100%	1
Chestnut Ridge Nursing & Rehab		1			1
PARTNERS IN PRIMARY CARE		1			1

# COVID-19: testing by laboratory

Data through Jan 16, 2021 verified as of Jan 17, 2021 at 09:25 AM

Data in this report are provisional and subject to change.

The numbers in the table below represent the number of Florida and non-Florida residents for whom test results were received by the Department of Health. A person can be tested by more than one laboratory and can have both positive and negative results. **Therefore, the sum of the numbers in each column will be larger than the total number of people tested.**

Reporting lab	Inconclusive	Negative	Positive	Percent positive	Total
Kroger 020 - The Little Clinic Wheat Ridge		1			1
SANTA BARABARA ALF LLC (THE WINDSOR)			1	100%	1
OCALA REGIONAL KIDNEY CENTER EAST			1	100%	1
MEDICAL CITY NORTH HILLS			1	100%	1
Florida Baptist Retirement Center		1			1
PRISMA HEALTH TUOMEY LABORATORY			1	100%	1
NORTH FL SOUTH GA HCS-LAKE CITY			1	100%	1
SUNCOAST BEHAVIORAL HEALTH CENTER			1	100%	1
PARK AVENUE PEDIATRICS PC		1			1
LARKIN COMMUNITY HOSPITAL PALM SPRINGS CAMPUS			1	100%	1
PEDIATRIC ASSOCIATES - DORAL			1	100%	1
JMJ FAMILY PRACTICE			1	100%	1
MEDCOR, INC			1	100%	1
NEW ERA HEALTH CENTER INC		1			1
DEL PRADO MEDICAL CENTER, INC		1			1
ACCESS FAMILY CARE LLC			1	100%	1
CHIEFLAND MEDICAL CENTER			1	100%	1
BL DIAGNOSTICS LLC			1	100%	1
Signature Healthcare of Georgetown		1			1
USF PHYSICIANS GROUP			1	100%	1
MINUTECLINIC DIAGNOSTIC, PA #10252		1			1
HAMILTON CI MAIN UNIT ANNEX/ WORK CAMP			1	100%	1
Autumn Care of Suffolk		1			1
CARENOW LAKE WORTH			1	100%	1
UHEALTH CORAL SPRINGS			1	100%	1
TITUSVILLE REHABILITATION AND NURSING CENTER		1			1
HEALTH PARTNERS REGIONAL HOSPITAL			1	100%	1
Broomall Manor		1			1
VILLAGES HEALTH SYSTEM, LLC, THE			1	100%	1
BSA PHYSICIANS GROUP, INC D/B/A BSA FAMILY MEDICAL			1	100%	1
Monument Health Custer Care Center		1			1
The Evangelical Lutheran Good Samaritan Society Prescott Village		1			1
CVS SC5479POCT INDIAN LAND		1			1
TRAVIS LEE THOMPSON MD			1	100%	1
FLORIDA KEYS PED AND ADOLES CTR			1	100%	1
TREASURE COAST MEDICAL CONCIERGE LLC			1	100%	1
Vibrallife of El Paso Rehabilitation Center			1	100%	1
SPINE & PAIN CONSULTANT PLLC		1			1
FLORIDA MEDICAL CENTER			1	100%	1
ST.ELIZABETH HEALTH CENTER	1				1
SOUTHERN HILLS MEDICAL CENTER			1	100%	1
BAYSHORE POINTE NURSING AND REHAB CENTER			1	100%	1
Heritage Health of Peru			1	100%	1
FAIRFIELD MEDICAL CENTER			1	100%	1
SOLARIS HEALTHCARE PLANT CITY		1			1
WYOMING COUNTY DEPARTMENT OF HEALTH		1			1

# COVID-19: testing by laboratory

Data through Jan 16, 2021 verified as of Jan 17, 2021 at 09:25 AM

Data in this report are provisional and subject to change.

The numbers in the table below represent the number of Florida and non-Florida residents for whom test results were received by the Department of Health. A person can be tested by more than one laboratory and can have both positive and negative results. **Therefore, the sum of the numbers in each column will be larger than the total number of people tested.**

Reporting lab	Inconclusive	Negative	Positive	Percent positive	Total
HARBOR BEACH NURSING AND REHABILITATION CENTER			1	100%	1
ST JOHNS MEDICAL CENTER		1			1
West Bay of Tampa Center			1	100%	1
MAYO CLINICAL LABORATORIES		1			1
LAKE MARY OPTUM FLORIDA			1	100%	1
UNIVERSITY OF IOWA HOSPITALS & CLINICS			1	100%	1
AUTUMN HOUSE			1	100%	1
THOMAS HOSPITAL			1	100%	1
ESOTERIC LAB			1	100%	1
MIAMI-DADE COUNTY HEALTH DEPT.		1			1
Kroger 426 - The Little Clinic Suwanee		1			1
WALGREENS #01398			1	100%	1
CVS MINUTE CLINIC DIAGNOSTIC MED GRP OF CAL		1			1
EASTERN FLORIDA STATE COLLEGE - PALM BAY CAMPUS			1	100%	1
ST GERARD'S COMMUNITY OF CARE		1			1
FREDERICK AVENUE GROUP HOME		1			1
OAK HAVEN REHAB AND NURSING CENTER			1	100%	1
MAYO CLINIC OUTPATIENT DIALYSIS CENTER			1	100%	1
RIVERSIDE REGIONAL MED CENTER			1	100%	1
CVS OH5457POCT POWELL		1			1
SMITH NORTHVIEW HOSPITAL LAB			1	100%	1
Kroger 407 - The Little Clinic Lexington		1			1
SV MOBILE HEALTH			1	100%	1
Glen Oaks Health and REhabilitation		1			1
C V S / PHARMACY #833		1			1
MT CARMEL PHARMACY INC		1			1
Cornerstone at the Ranch		1			1
THE MEDICAL CENTER AT BOWLING GREEN			1	100%	1
NEMOURS CHILDRENS PRIMARY CARE CLERMONT			1	100%	1
MCH PHYSICIANS GROUP			1	100%	1
Princeton Place			1	100%	1
NORTH SHORE HEMATOLOGY-ONCOLOGY ASSOCIATES PC		1			1
BAYCARE OUTREACH LAB AT NEW TAMPA			1	100%	1
VAULT MEDICAL SERVICES			1	100%	1
Valley Center (WV)			1	100%	1
VA CBOC			1	100%	1
CITRUS HEALTH NETWORK INC			1	100%	1
MINUTE CLINIC LLC #0169		1			1
ISLAND NURSING HOME			1	100%	1
BOULDER COMMUNITY HOSPITAL			1	100%	1
SOUTH FLORIDA BAPTIST HOSPITAL			1	100%	1
Kroger 777 - The Little Clinic Shelbyville		1			1
CARESOUTH HHA HOLDINGS OF THE TREASURE COAST LLC			1	100%	1
CHI ST. LUKE'S HEALTH BCM MEDICAL CENTER			1	100%	1
PARKRIDGE MEDICAL CENTER			1	100%	1
NEMOURS CHILDREN'S URGENT			1	100%	1



# COVID-19: testing by laboratory

Data through Jan 16, 2021 verified as of Jan 17, 2021 at 09:25 AM

Data in this report are provisional and subject to change.

The numbers in the table below represent the number of Florida and non-Florida residents for whom test results were received by the Department of Health. A person can be tested by more than one laboratory and can have both positive and negative results. **Therefore, the sum of the numbers in each column will be larger than the total number of people tested.**

Reporting lab	Inconclusive	Negative	Positive	Percent positive	Total
FRESENIUS KIDNEY CARE DUNEDIN			1	100%	1
ESCANDON DIAGNOSTIC CLINIC			1	100%	1
DIAGNOSTIC GROUP INTEGRATED HEALTHCARE			1	100%	1
MC DIAGNOSTIC OF CONNECTICUT, PC #252			1	100%	1
The Pines at Poughkeepsie Center for Nursing and Rehabilitation		1			1
PRIMARY CARE & PEDIATRICS - SHEPHERSTOWN		1			1
GRAND VIEW HOSPITAL			1	100%	1
UNIVERSITY OF MIAMI SCCC RESEARCH LABORATORY			1	100%	1
Kroger 130 - The Little Clinic Colorado Springs		1			1
ADVENTHEALTH MEDICAL GROUP SENIOR HEALTH AT			1	100%	1
FIT4LIFE MEDICAL CENTER			1	100%	1
SAINT ALPHONSUS REGIONAL MEDICAL CENTER			1	100%	1
MAHONEY PEDIATRICS PA			1	100%	1
DE TAR HOSPITAL			1	100%	1
HACKENSACK UNIVERSITY MEDICAL CENTER		1			1
EVENTIDE LUTHERAN HOME		1			1
RM PHARMACY SERVICES INC		1			1
MORNINGSIDE NURSING AND REHABILITATION		1			1
CONVENIENT MEDICAL AND HEALTH SERVICES			1	100%	1
NAPHCARE INC		1			1
DR JAMES D FORBES FAMILY CARE CENTER			1	100%	1
DERMDX, DIV OF AURORA DIAGNOSTICS/BERNHARDT LAB		1			1
CLINICAL PATHOLOGY LABORATORIES SOUTHEAST INC			1	100%	1
DOCTORS AFTER HOURS URGENT CARE CENTER			1	100%	1
ODYSSEY HEALTH CARE OF MARION COUNTY LLC		1			1
CAN COMMUNITY HEALTH LLC		1			1
Waters of Covington		1			1
FAMILY PRACTICE ASSOCIATES		1			1
MINUTECLINIC LLC (2335)		1			1
KANA MEDICAL			1	100%	1
MEMORIAL HEALTH UNIVERSITY MEDICAL CENTER			1	100%	1
UNLIMITED MEDICAL SERVICES OF FL PL DBA		1			1
ADVENTHEALTH MEDICAL GROUP COMMUNITY MEDICINE			1	100%	1
CULVER CITY URGENT CARE			1	100%	1
UMMC MIDTOWN CAMPUS			1	100%	1
KINGWOOD EMERGENCY HOSPITAL			1	100%	1
DAYTONA BEACH CENTRA CARE			1	100%	1
GENESIS FAMILY PRACTICE			1	100%	1
ACCOMPLISHED HOME CARE		1			1
JACKSON MADISON CO. GEN. HOSPITAL			1	100%	1
OMNI HEALTHCARE URGENT CARE			1	100%	1
OHIO VALLEY MANOR NURSING &		1			1
SOMA MEDICAL CENTER PA #3			1	100%	1
Aspire Physical Recovery Center at Cahaba River		1			1
DOCTORS HEARING			1	100%	1
LAURELLWOOD NURSING CENTER		1			1

# COVID-19: testing by laboratory

Data through Jan 16, 2021 verified as of Jan 17, 2021 at 09:25 AM

Data in this report are provisional and subject to change.

The numbers in the table below represent the number of Florida and non-Florida residents for whom test results were received by the Department of Health. A person can be tested by more than one laboratory and can have both positive and negative results. **Therefore, the sum of the numbers in each column will be larger than the total number of people tested.**

Reporting lab	Inconclusive	Negative	Positive	Percent positive	Total
MERCY – NORTH IOWA			1	100%	1
MY URGENT CARE CLINIC			1	100%	1
IMMERSION RESIDENTIAL LLC			1	100%	1
HUNEYCUTT FAMILY PRACTICE			1	100%	1
CTMD MEDICAL CENTER, PA			1	100%	1
TITUSVILLE TOWERS ASSISTED LIVING		1			1
CVS PA5241POCT CHALFONT		1			1
TENNOVA HEALTHCARE - CLEVELAND			1	100%	1
CEPERO PEDIATRICS PA			1	100%	1
JOHN PETER SMITH HOSPITAL- OB TRIAGE			1	100%	1
NAVARRO MEDICAL CENTERS LLC			1	100%	1
CLERMONT HEALTH DEPARTMENT			1	100%	1
HUDSON REGIONAL HOSPITAL			1	100%	1
WEST DADE PEDIATRICS			1	100%	1
Bethany Manor		1			1
Kroger 618 - The Little Clinic Trail Creek Village		1			1
WILSON PEDIATRICS			1	100%	1
APOPKA FAMILY HEALTH CENTER			1	100%	1
BRANDON OUTREACH CLINIC			1	100%	1
ORMOND MEDICAL ARTS FAMILY PRACTICE PL			1	100%	1
TWIN			1	100%	1
Dulles Health and Rehab Center		1			1
MED CHOICE CENTER OF NORTH MIAMI			1	100%	1
HAWKEYE CARE CENTER DUBUQUE		1			1
ORLANDO HEALTH PHYSICIAN GROUP INC			1	100%	1
Metairie Healthcare Center			1	100%	1
MEDEXPRESS URGENT CARE - BENTON		1			1
MINUTE CLINIC DIAGNOSTIC PA			1	100%	1
BOLLES SCHOOL, THE			1	100%	1
HIBISCUS COURT			1	100%	1
ORLANDO HEALTH MEDICAL GROUP			1	100%	1
BASCOM PALMER-MICRO LAB			1	100%	1
LITTLE FALLS HOSPITAL LABORATORY		1			1
PARK AVENUE DERMATOLOGY NORTH			1	100%	1
CVS OH3301POCT WOODMERE		1			1
HERNANDO CHILDREN'S			1	100%	1
ANY LAB TEST FAST CORP			1	100%	1
HOWELL BRANCH COURT			1	100%	1
BAXTER REGIONAL MEDICAL CENTER			1	100%	1
Kingston Care Center of Fort Wayne		1			1
COMMUNITY MEDICAL CARE			1	100%	1
Harris Hill Nursing Facility		1			1
ST LUKES SURGICAL AT THE VILLAGES INC			1	100%	1
Southwest Louisiana Veterans Home			1	100%	1
MEDICAL CITY DENTON			1	100%	1
MINUTECLINIC DIAGNOSTIC OF WISCONSIN, LLC		1			1

# COVID-19: testing by laboratory

Data through Jan 16, 2021 verified as of Jan 17, 2021 at 09:25 AM

Data in this report are provisional and subject to change.

The numbers in the table below represent the number of Florida and non-Florida residents for whom test results were received by the Department of Health. A person can be tested by more than one laboratory and can have both positive and negative results. **Therefore, the sum of the numbers in each column will be larger than the total number of people tested.**

Reporting lab	Inconclusive	Negative	Positive	Percent positive	Total
MID-FLORIDA PATHOLOGY LLC - MOBILE UNIT # 3			1	100%	1
BAYCARE OUTREACH LAB WH SOUTH			1	100%	1
Northern Nevada State Veterans Home		1			1
WESTON COUNTY HEALTH SERVICES			1	100%	1
HERNANDO COUNTY HEALTH DEPT			1	100%	1
Courtenay Springs Village			1	100%	1
QUEST DIAGNOSTICS CLINICAL LABORATORIES INC		1			1
Moab Regional Hospital			1	100%	1
ST. MICHAEL'S ELITE HOSPITAL			1	100%	1
PROGRESS PHARMACY INC			1	100%	1
NASSAU COUNTY HEALTH DEPARTMENT		1			1
MINUTE CLINIC DIAGNOSTIC OF TN PC #64		1			1
FLORIDA CLINICAL LABORATORY INC DBA			1	100%	1
MINUTECLINIC DIAGNOSTIC OF KANSAS PA		1			1
WALGREENS #15291		1			1
Manor Care Health Services- Wilmington			1	100%	1
EXPRESS LAB LIVINGSTON			1	100%	1
DEVLIN MANOR NURSING AND REHABILITATION		1			1
NDX-CORE LAB			1	100%	1
CARENOW MIDTOWN			1	100%	1
EXCEL URGENT CARE OF NJ			1	100%	1
HEALTH CARE SERVICES LC			1	100%	1
HALIFAX HEALTH PRIMARY CARE			1	100%	1
CURA LABORATORY SERVICES			1	100%	1
MARTIN HEALTH PHYSICIAN GROUP			1	100%	1
CHATEAU MADELEINE - SENIOR LIVING & MEMORY CARE			1	100%	1
LRGHEALTHCARE		1			1
WINCHESTER HOSPITAL			1	100%	1
NORTH RIVER FAMILY HEALTH CENTER			1	100%	1
BROOKSHIRE, THE			1	100%	1
Community Compassion Center of Batesville			1	100%	1
SANFORD LABORATORIES WATERTOWN			1	100%	1
441 URGENT CARE CENTER - BROWNWOOD			1	100%	1
ROYAL OAK MEDICAL CENTER LLC DBA CHARACTER FAMILY			1	100%	1
MEDEXPRESS URGENT CARE-MEADVILLE			1	100%	1
MAURY REGIONAL MEDICAL CENTER		1			1
OAKWOOD HOSPITAL - SOUTHSORE			1	100%	1
INDIAN RIDGE		1			1
Falmouth By The Sea			1	100%	1
BROOKDALE VERO BEACH SOUTH AL		1			1
RIVERSIDE COUNTY PUBLIC HEALTH LABORATORY			1	100%	1
HOME AIDE SVC OF EASTERN NY INC D/B/A		1			1
FLAGLER PROFESSIONAL HEALTH CARE SERVICES INC		1			1
PALM COAST DRAW STATION/AMERICAN HEALTH ASSOCIATES		1			1
CELEBRATION FAMILY PHYSICIANS LLC			1	100%	1
MEDEXPRESS URGENT CARE - SOMERSET TOWNSHIP		1			1

# COVID-19: testing by laboratory

Data through Jan 16, 2021 verified as of Jan 17, 2021 at 09:25 AM

Data in this report are provisional and subject to change.

The numbers in the table below represent the number of Florida and non-Florida residents for whom test results were received by the Department of Health. A person can be tested by more than one laboratory and can have both positive and negative results. **Therefore, the sum of the numbers in each column will be larger than the total number of people tested.**

Reporting lab	Inconclusive	Negative	Positive	Percent positive	Total
MEDICAL PAVILION CLINIC			1	100%	1
RIVERSIDE MEDICAL CENTER		1			1
LABONE		1			1
TMH CANCER CENTER LABORATORY			1	100%	1
EAST FL CORE LAB			1	100%	1
HEARTLAND REGIONAL MEDICAL CENTER		1			1
FRESENIUS KIDNEY CARE			1	100%	1
Fairview			1	100%	1
Heartland of Perrysburg		1			1
BAPTIST HEALTH SURGERY CENTER			1	100%	1
NEW ERA COMMUNITY HEALTH CENTER LLC		1			1
MEDCOR CORPORATE CLINIC			1	100%	1
Senatobia Healthcare & Rehab		1			1
WW Chem Auto SS			1	100%	1
FLORIDA HEART AND VASCULAR MULTISPECIALTY GROUP PA			1	100%	1
ST VINCENT'S AMBULATORY CARE INC			1	100%	1
EASTSIDE URGENT CARE			1	100%	1
MEDSTAR HEALTH URGENT CARE			1	100%	1
PATHOLOGY		1			1
BHS PHYSICIAN NETWORK			1	100%	1
HUMC		1			1
PALM BAY URGENT CARE PL		1			1
SYNERGENE LABORATORY			1	100%	1
GRAND VILLA OF SARASOTA			1	100%	1
UNIVERSITY URGENT CARE			1	100%	1
TRUMAN MEDICAL CENTER - HOSPITAL HILL			1	100%	1
ADAMS COUNTY HEALTH DEPARTMENT			1	100%	1
MID FLORIDA BIOLOGICALS			1	100%	1
JOSHUA E CHESIR MD		1			1
ALPHA CLINICAL LABORATORY CORP.			1	100%	1
MINNESOTA DEPARTMENT OF HEALTH LABORATORY			1	100%	1
MIAMI CEREBRAL PALSY RESIDENTIAL			1	100%	1
MINUTECLINIC DIAGNOSTIC OF OHIO #4401		1			1
IZ MEDICAL		1			1
CARENOW URGENT CARE - SPRING			1	100%	1
Arch Plaza Nursing and Rehabilitation Center			1	100%	1
PELICAN STATE OUTPATIENT CENTER			1	100%	1
LEHIGH REGIONAL WOUND CENTER			1	100%	1
CAMBRIDGE HEALTH ALLIANCE			1	100%	1
NORTH WEST FLORIDA DIAGNOSTIC ENOCRINOLOGY CLINIC			1	100%	1
PARRISH MEDICAL GROUP			1	100%	1
CHAMBREL AT PINECASTLE			1	100%	1
MINUTECLINIC DIAGNOSTIC OF OHIO #5060		1			1
UNIVERSITY OF BALTIMORE WASHINGTON MEDICAL CENTER			1	100%	1
COVID TESTING LLC			1	100%	1
CVS NV9586POCT RENO		1			1

# COVID-19: testing by laboratory

Data through Jan 16, 2021 verified as of Jan 17, 2021 at 09:25 AM

Data in this report are provisional and subject to change.

The numbers in the table below represent the number of Florida and non-Florida residents for whom test results were received by the Department of Health. A person can be tested by more than one laboratory and can have both positive and negative results. **Therefore, the sum of the numbers in each column will be larger than the total number of people tested.**

Reporting lab	Inconclusive	Negative	Positive	Percent positive	Total
Kroger 481 - The Little Clinic Houston Levee		1			1
MEDICAL CLINIC OF HOUSTON			1	100%	1
SOUTHWOOD HEALTHCARE CENTER		1			1
SUPERKIDS PEDIATRICS			1	100%	1
ST CATHERINE HOSPITAL LABORATORY			1	100%	1
CVS MA2172POCT NORTH GRAFTON		1			1
SOUTH BEND MEDICAL FOUNDATION			1	100%	1
RIDGE OPTUM FLORIDA			1	100%	1
Lenbrook		1			1
LAKE SUCCESS EXTENDED CARE		1			1
STATE OF FLORIDA			1	100%	1
SANFORD PEDIATRIC ASSOCIATES, PA			1	100%	1
MEDEXPRESS URGENT CARE, LANCASTER WEST		1			1
GIFFORD MEMORIAL HOSPITAL		1			1
CITRONELLE HEALTH AND REHABILITATION CENTER		1			1
NASSAU UNIVERSITY MEDICAL CENTER DEPT		1			1
CYPRESS VILLAGE REHAB CENTER		1			1
LUMICO LIFE INSURANCE COMPANY		1			1
WESTMINSTER SUNCOAST			1	100%	1
PENSACOLA PATHOLOGY		1			1
Mountain View Manor			1	100%	1
NORTH MIAMI BEACH SURGICAL CENTER			1	100%	1
VIVIAN SIMMONS FAMILY PRACTICE			1	100%	1
LAREDO EMERGENCY ROOM			1	100%	1
CHILDRENS SPECIALIST PEDIATRIC PULMMOLOGY &			1	100%	1
CUSTOM SCRIPTS PHARMACY		1			1
STEWART FLORIDA ALF, INC			1	100%	1
Holly Hill Healthcare Center			1	100%	1
HELIX BIOMEDICS LLC			1	100%	1
JOHN D. ARCHBOLD MEMORIAL HOSPITAL			1	100%	1
Good Samaritan Society Waukon		1			1
CVS GA7064POCT STOCKBRIDGE		1			1
SANTA MONICA CA-UCLA MC			1	100%	1
NF Escambia, LLC DBA Olive BranchHealth and Rehabilitaion Center			1	100%	1
PATHOLOGYT & LAB MEDICINE SERVICES			1	100%	1
CVS NC3853POCT BURLINGTON		1			1
MOORE CLINICAL RESEARCH INC			1	100%	1
INSTANT MEDICAL CARE CENTER			1	100%	1
ADVANCED CARDIOVASCULAR DIAGNOSTICS OF FL			1	100%	1
RAYMOND BASRI MD		1			1
RAMBAM URGENT CARE			1	100%	1
THE EDGEWATER AND WATERMAN VILLAGE			1	100%	1
SOUTHWOOD NURSING & RETIREMENT CENTER		1			1
LIFEGUARD AMBULANCE SERVICE LLC - BAY COUNTY			1	100%	1
Kroger 909 - The Little Clinic Hamilton			1	100%	1
Garden Isle Healthcare and Rehabilitation Center		1			1

# COVID-19: testing by laboratory

Data through Jan 16, 2021 verified as of Jan 17, 2021 at 09:25 AM

Data in this report are provisional and subject to change.

The numbers in the table below represent the number of Florida and non-Florida residents for whom test results were received by the Department of Health. A person can be tested by more than one laboratory and can have both positive and negative results. **Therefore, the sum of the numbers in each column will be larger than the total number of people tested.**

Reporting lab	Inconclusive	Negative	Positive	Percent positive	Total
MOUNT ST MARYS HOSPITAL OF NIAGARA FALLS			1	100%	1
Kroger 350 - The Little Clinic New Cut Road		1			1
HEALTH ALLIANCE			1	100%	1
Parkview Care Center			1	100%	1
NEW YORK PSYCHIATRIC INSTITUTE		1			1
NEMOURS CHILDREN'S PRIMARY CARE, ST CLOUD			1	100%	1
WALGREENS #10308		1			1
TITUS REGIONAL MEDICAL CENTER			1	100%	1
HARBORCHASE OF VILLAGES CROSSING			1	100%	1
BIOMAT ORLANDO		1			1
CONSULATE HEALTH CARE OF VERO BEACH			1	100%	1
METRO HEALTH HOSPITAL LABORATORY		1			1
Lutheran Community at Telford		1			1
MINUTECLINIC, LLC #1452		1			1
ALIMETRIX INC		1			1
GUIDEWELL EMERGENCY MEDICINE DOCTORS LLC #33			1	100%	1
ACCESS MEDICAL GROUP OF TAMPA INC			1	100%	1
CATHEDRAL GERONTOLOGY CENTER DBA CATHEDRAL CARES			1	100%	1
CVS NV5286POCT HENDERSON		1			1
ISLANDS ASSISTED LIVING FACILITY,THE			1	100%	1
MINUTECLINIC #2797		1			1
PORT ORANGE NURSING & REHAB			1	100%	1
NEMOURS CHILDREN'S URGEN CARE			1	100%	1
LCMC LAB SUBSECTION		1			1
PALM BEACH DIABETES & ENDOCRINE SPECIALISTS PA			1	100%	1
HEALGEN SCIENTIFIC			1	100%	1
WESTCOAST FAMILY PRACTICE		1			1
CANDLER HOSPITAL			1	100%	1
2504-HOMEWOOD		1			1
PM PEDIATRICS OF BAYSIDE, PLLC - RIVE		1			1
ST LUCIE COUNTY HEALTH DEPARTMENT			1	100%	1
NEW HORIZON PRIMARY CARE LLC			1	100%	1
FLORIDA HOSPITAL TRANSPLANT CENTER		1			1
SOUTHWEST FLORIDA DIVISION LAB			1	100%	1
UNIVERSITY OF VERMONT MEDICAL CENTER			1	100%	1
Hearthstone Nursing and Rehabilitation Center		1			1
CENTRAL CAROLINA HOSPITAL			1	100%	1
CLEVELAND CLINIC OUTPATIENT LABORATORY			1	100%	1
NEW YORK UNIVERSITY MEDICAL CENTER			1	100%	1
AMD			1	100%	1
CHI ST VINCENT LITTLE ROCK DIAGNOSTIC CLINIC			1	100%	1
INLET CONCIERGE MEDICINE			1	100%	1
NORTH CAROLINA STATE LABORATORY OF PUBLIC HEALTH, SPECTRUM LAB NETWORK			1	100%	1
COVE AT THE MARBELLA,THE			1	100%	1
MEDEXPRESS URGENT CARE - LITTLE ROCK		1			1
MIAMI VASCULAR SURGERY			1	100%	1

# COVID-19: testing by laboratory

Data through Jan 16, 2021 verified as of Jan 17, 2021 at 09:25 AM

Data in this report are provisional and subject to change.

The numbers in the table below represent the number of Florida and non-Florida residents for whom test results were received by the Department of Health. A person can be tested by more than one laboratory and can have both positive and negative results. **Therefore, the sum of the numbers in each column will be larger than the total number of people tested.**

Reporting lab	Inconclusive	Negative	Positive	Percent positive	Total
GATEWAY FAMILY HEALTH CLINIC			1	100%	1
LAKEVIEW HEALTH CARE SYSTEM LLC			1	100%	1
OPTUM OF HIALEAH		1			1
MARYLAND DEPARTMENT OF HEALTH AND MENTAL HYGIENE			1	100%	1
AFFILIATED LABORATORIES INC			1	100%	1
MEDIPLUS CLINIC, INC			1	100%	1
SACRED HEART MEDICAL CENTER			1	100%	1
Alden Lincoln Park			1	100%	1
BROOKS REHAB			1	100%	1
NORTH BROWARD MEDICAL CENTER			1	100%	1
KROGER 915 - THE LITTLE CLINIC ANDERSON			1	100%	1
REELFOOT FAMILY WALK-IN CLINIC		1			1
FAMILY MEDICAL CENTERS			1	100%	1
GENESEE COUNTY HEALTH DEPARTMENT		1			1
MARYLAND DEPARTMENT OF HEALTH AND MENTAL HYGIENE-LABORATORIES			1	100%	1
HAYS CLINICAL LAB			1	100%	1
C A R E S		1			1
SKY RIDGE MEDICAL CENTER - MICRO			1	100%	1
GATEWAY HEALTHCARE, PC			1	100%	1
FIU HEALTH CARE CENTER			1	100%	1
WillowBrooke Court at Westminster Village		1			1
GOOD SAMARITAN SOCIETY - DE SMET		1			1
CVS TN2179POCT MURFREESBORO		1			1
NORTH OKALOOSA CLINIC CORP		1			1
Kroger 096 - The Little Clinic Orchard and Holly		1			1
SYNEXUS CLINICAL RESEARCH US INC		1			1
UMASS MEMORIAL/MARLBORO HOSPITAL			1	100%	1
MAYO CLINIC BEACHES PRIMARY CARE CTR		1			1
MINUTECLINIC, LLC #07876			1	100%	1
STUYVESANT URGENT CARE		1			1
MINUTECLINIC OF NEVADA-2955 S FT APACH		1			1
SIMPLY HEALTHCARE AND WELLNESS CLINIC, PC			1	100%	1
HARDIN MEMORIAL HOSPITAL - HEARTLAND PATHOLOGY CONSULTANTS			1	100%	1
FLORIDA FAMILY LABORATORY		1			1
CVS NC2357POCT HUNTERSVILLE		1			1
ELLIS HOSPITAL URGENT CARE CENTER LAB		1			1
PROSPECT URGENT CARE			1	100%	1
SUTTER GOULD MEDICAL FOUNDATION			1	100%	1
ST JOHNS PEDIATRICS PA		1			1
STAMFORD HOSPITAL			1	100%	1
COVENANT HEALTH		1			1
MEMORIAL HOSPITAL MIRAMAR WAIVED TESTING			1	100%	1
VETERANS AFFAIRS MEDICAL CENTER - EAST ORANGE			1	100%	1
Kroger 596 - The Little Clinic Brentwood		1			1
LAKELAND MEDICAL CENTER			1	100%	1
PENNY PEDIATRICS		1			1

# COVID-19: testing by laboratory

Data through Jan 16, 2021 verified as of Jan 17, 2021 at 09:25 AM

Data in this report are provisional and subject to change.

The numbers in the table below represent the number of Florida and non-Florida residents for whom test results were received by the Department of Health. A person can be tested by more than one laboratory and can have both positive and negative results. **Therefore, the sum of the numbers in each column will be larger than the total number of people tested.**

Reporting lab	Inconclusive	Negative	Positive	Percent positive	Total
CHILDREN'S MEDICAL CENTER-EAST ORLANDO			1	100%	1
CENTRAL FLORIDA HOSPITALIST			1	100%	1
MINUTECLINIC DIAG OF IND, LLC #6250		1			1
MEMORIAL HERMANN MEDICAL GROUP-ATASCOCITA PEDS			1	100%	1
PORTSMOUTH REG. HOSPITAL			1	100%	1
INDIANA STATE DEPARTMENT OF HEALTH CLINIC MICROBIOLOGY		1			1
POPLAR HEALTHCARE			1	100%	1
SHAMRA MEDICAL LABORATORY			1	100%	1
CFP PHYSICIANS GROUP			1	100%	1
WINTER GARDEN CHILDREN'S HEALTH CENTERS			1	100%	1
ADVANCED INDIVIDUALIZED MEDICINE OF NAPLES			1	100%	1
NORTHERN KENTUCKY HEALTH DEPARTMENT			1	100%	1
ST VINCENTS AMBULATORY CARE INC			1	100%	1
BORINQUEN HEALTH CENTER			1	100%	1
CVS KS4521POCT SHAWNEE		1			1
Peninsula Nursing and Rehabilitation Center		1			1
EVERGREEN NURSING HOME		1			1
NEW MILFORD HOSPITAL			1	100%	1
Florence Home		1			1
FREEPORT ER DOX URGENT CARE		1			1
WINDSOR WOODS REHAB & HEALTHCARE CTR			1	100%	1
Garden Villa Bedford		1			1
PROGRESSIVE MEDICAL LAB LLC			1	100%	1
DIGNITY HEALING LLC			1	100%	1
SHARON REGIONAL MEDICAL CENTER			1	100%	1
SCIENCE CARE			1	100%	1
MEDOR/ACC SYNCHRONY			1	100%	1
FRANKLIN CBOC			1	100%	1
CVS IL2297652CV CHICAGO		1			1
MINUTECLINIC DIAG OF IND, LLC #6908		1			1
MINUTECLINIC, LLC #4507		1			1
URGENT CARE OF FORT LAUDERDALE INC			1	100%	1
DOC PAM PA		1			1
A.G. Rhodes		1			1
MOBILE MEDICAL CLINIC			1	100%	1
APPLECARE VALDOSTA			1	100%	1
STANLY REGIONAL MEDICAL CENTER			1	100%	1
COSTCO PHARMACY #1023			1	100%	1
Village Crest Center for Health & Rehabilitation		1			1
MEDEXPRESS URGENT CARE - ANDERSON		1			1
MAINE CENTER FOR DISEASE CONTROL AND PREVENTION			1	100%	1
POETS WALK SARASOTA			1	100%	1
FLORIDA HOSPITAL ORMOND BEACH			1	100%	1
LAB PLUS, LLC			1	100%	1
ST. VINCENT HOSPITAL			1	100%	1
BOSTON MEDICAL CENTER			1	100%	1



# COVID-19: testing by laboratory

Data through Jan 16, 2021 verified as of Jan 17, 2021 at 09:25 AM

Data in this report are provisional and subject to change.

The numbers in the table below represent the number of Florida and non-Florida residents for whom test results were received by the Department of Health. A person can be tested by more than one laboratory and can have both positive and negative results. **Therefore, the sum of the numbers in each column will be larger than the total number of people tested.**

Reporting lab	Inconclusive	Negative	Positive	Percent positive	Total
ADVANCED HEALTHCARE ASSOCIATES		1			1
APPLECARE URGENT CARE KINGSLAND			1	100%	1
MINUTECLINIC MINUTECLINIC #3665		1			1
YOUR HEALTH PEDIATRICS INC			1	100%	1
Maple Lane Nursing Home		1			1
Robert Wood Johnson University Hospital			1	100%	1
ORDRS, INC.			1	100%	1
ROBERTS WESLEYAN COLLEGE HEALTH CENTE		1			1
FLORIDA MEDICAL CLINIC, LLC			1	100%	1
SOUTHEAST MISSOURI HOSPITAL		1			1
KIDSVILLE PEDIATRICS III PA			1	100%	1
NORTH SHORE HEMATOLOGY-ONCOLOGY ASSOCI		1			1
ROCKLEDGE HEALTH & REHABILITATION CENTER			1	100%	1
COMMUNITY HOSPITALS INDIANAPOLIS			1	100%	1
ROAN MOUNTAIN MEDICAL CENTER			1	100%	1
Mercy Manor Transition Center			1	100%	1
THE CHILDREN'S HOSPITAL OF PHILADELPHIA		1			1
NORTH SHORE MEDICAL CENTER - SALEM HOSPITAL			1	100%	1
ADVENT HEALTH - OWASA			1	100%	1
ONPOINT URGENT CARE			1	100%	1
INHEALTH LIFE SCIENCES LLC			1	100%	1
BEAUFORT MEMORIAL			1	100%	1
COMPLETE HOME CARE OF THE PALM BEACHES LLC		1			1
PLEASANT RIDGE MANOR WEST		1			1
FLORIDA STATE UNIVERSITY HEALTH SERVICES			1	100%	1
TAYLOR COUNTY HEALTH DEPARTMENT			1	100%	1
ADVANCED URGENT CARE CENTER			1	100%	1
CVS NJ862POCT MARLBORO		1			1
NANCY M WORTHINGTON MD PA			1	100%	1
PATIENT FIRST - LEESBURG			1	100%	1
MEDEXPRESS URGENT CARE - LAWRENCE		1			1
PHYSICIANS PRIMARY CARE LEHIGH PEDS			1	100%	1
WELLSNOW URGENT CARE-OSWEGO			1	100%	1
ARNOLD PALMER HOSPITAL LAB POCT		1			1
ADVANCED LABORATORY SERVICES			1	100%	1
EXCEPTIONAL EMERGENCY CENTER			1	100%	1
CVS MD2956POCT NEW MARKET			1	100%	1
TEXAS HEALTH ARLINGTON MEMORIAL		1			1
NASSAU COUNTY HEALTH DEPARTMENT-FERNANDINA BEACH C		1			1
Oakland Nursing and Rehabilitation Center		1			1
INFECTION CONTROL DEPT			1	100%	1
DEVANSH LAB WERKS		1			1
PUBLIX PHARMACY #1114			1	100%	1
ORLANDO HEALTH PHYSICIAN GROUP			1	100%	1
HEALTHCARE FOR THE HOMELESS			1	100%	1
CVS IL1773POCT TINLEY PARK		1			1

# COVID-19: testing by laboratory

Data through Jan 16, 2021 verified as of Jan 17, 2021 at 09:25 AM

Data in this report are provisional and subject to change.

The numbers in the table below represent the number of Florida and non-Florida residents for whom test results were received by the Department of Health. A person can be tested by more than one laboratory and can have both positive and negative results. **Therefore, the sum of the numbers in each column will be larger than the total number of people tested.**

Reporting lab	Inconclusive	Negative	Positive	Percent positive	Total
Douglas County Health Center		1			1
MED TECH CLINICAL LABORATORY		1			1
MEDTOWN PHARMACY			1	100%	1
FLEMING ISLAND CENTER FOR CLINICAL RESEARCH		1			1
Jacaranda Manor			1	100%	1
ORMC-ARDEN/EOI			1	100%	1
MEA PRIMARY CARE PLUS BYRAM			1	100%	1
BEAUMONT HOSPITAL, GROSSE POINTE			1	100%	1
DEPT OF VA MEDICAL CENTER - MIAMI			1	100%	1
NORTH SHORE HEMATOLOGY-ONCOLOGY ASSOCIATES		1			1
ADVANCED URGENT CARE PLLC		1			1
El Paso Health Care Center			1	100%	1
PALM SPRINGS GENERAL HOSPITAL			1	100%	1
LIFE CARE CENTER OF GWINNETT		1			1
OMAHA VA MEDICAL CENTER			1	100%	1
SHANNON CLARK OD, PA			1	100%	1
PUTNAM CO HOSPITAL-D/B/A ASBURY TOWERS		1			1
Redwood Springs Healthcare			1	100%	1
FELD ENTERTAINMENT			1	100%	1
CENTRAL TX URGENT CARE			1	100%	1
DAVENPORT PEDIATRICS CLERMONT PA		1			1
POINTE MEDICAL SERVICES INC			1	100%	1
OPTIMAL MEDICINE INC		1			1
ULTIMATE ANALYSIS LABORATORY			1	100%	1
UNIVERSITY OF MIAMI MILLER SCHOOL			1	100%	1
HOLSTON MEDICAL GROUP		1			1
CLUB HEALTH AND REHABILITATION CENTER, THE		1			1
RABI SINHA, MD		1			1
EXAC CARE CROSSVILLE		1			1
ALL CARE URGENT CARE			1	100%	1
Bivins Pointe			1	100%	1
VISTA DEL SOL MED ASSOC		1			1
CVS OH2342POCT WEST CHESTER		1			1
PRACTITIONERS IN MOTION			1	100%	1
LEXINGTON HOSPITAL CORPORATION			1	100%	1
FAMILY MEDICAL CLINIC KENDALL LLC			1	100%	1
WATERBURY HOSPITAL REFERENCE LAB			1	100%	1
PALMS OF FT MYERS,THE			1	100%	1
ARIZONA STATE LABORATORY			1	100%	1
SHAH			1	100%	1
ABSOLUTE HEALTH INTERNAL MEDICINE AND PEDIATRICS		1			1
AMERICAN LAB LLC		1			1
FLAGLER COUNTY BOARD OF COUNTY COMMISSIONERS			1	100%	1
LITTLE COMPANY OF MARY HOSPITAL			1	100%	1
SUSAN F. WILLIAMS M.D., P.A.			1	100%	1
THE LITTLE CLINIC, LLC			1	100%	1

# COVID-19: testing by laboratory

Data through Jan 16, 2021 verified as of Jan 17, 2021 at 09:25 AM

Data in this report are provisional and subject to change.

The numbers in the table below represent the number of Florida and non-Florida residents for whom test results were received by the Department of Health. A person can be tested by more than one laboratory and can have both positive and negative results. **Therefore, the sum of the numbers in each column will be larger than the total number of people tested.**

Reporting lab	Inconclusive	Negative	Positive	Percent positive	Total
CONWAY - SHERWOOD URGENT CARE			1	100%	1
BARRINGTON TERRACE NAPLES			1	100%	1
COASTAL ER IX, PHYSICIANS PREMIER			1	100%	1
TRIPLE O MEDICAL SERVICES INC			1	100%	1
PENINSULA REGIONAL MED CTR LAB			1	100%	1
WINDSOR MANOR			1	100%	1
Kroger 339 - The Little Clinic Highlands - Bardstown Road		1			1
LP ELIZABETHTON		1			1
PRIMARY CARE GROUP LLC		1			1
FLAGLER CARE CENTER			1	100%	1
DAUGHTERS OF SARAH NURSING CENTER		1			1
WINTER PARK MEMORIAL HOSPITAL LABORATORY		1			1
ADVANCED MEDICAL RESEARCH CENTER LLC			1	100%	1
URGENT CARE OF KANSAS CITY			1	100%	1
MINUTE CLINIC DIAGNOSTICS OF IN, LLC #6252		1			1
Kroger - KRO70600172		1			1
ST PETE DIRECT PRIMARY CARE		1			1
FLORHAM PARK ENDOSCOPY CENTER		1			1
PALOMAR MEDICAL CENTER			1	100%	1
GOLDING-GRANADO MEDICAL ASSOCIATES		1			1
CAROMONT HEALTH			1	100%	1
REEVES COUNTY HOSPITAL DISTRICT			1	100%	1
INTEGRATED GENETICS SEQUENOM		1			1
SOUTH FLORIDA URGENT CARE CENTERS, LLC			1	100%	1
Gulf Coast health and Rehabilitation, LLC		1			1
PHYSICIANS IMMEDIATE CARE			1	100%	1
HAWAII DEPARTMENT OF HEALTH LAB			1	100%	1
ER NEAR ME HULEN		1			1
PREMIER FAMILY AND SPORTS MEDICINE LLC			1	100%	1
JACKSBORO URGENT CARE			1	100%	1
DUKE UNIVERSITY POINT OF CARE TESTING PROGRAM			1	100%	1
CHRISTIANA HOSPITAL		1			1
PALM BEACH COUNTY HEALTH DEPT.			1	100%	1
CVS NV5942POCT LAS VEGAS		1			1
BRIAN C GRINER MD LLC			1	100%	1
IVAN, MAYA			1	100%	1
GREENTREE MEDICAL CENTER			1	100%	1
HENRICO DOCTOR'S LABORATORY			1	100%	1
LAKE COMMUNITY ACTION AGENCY		1			1
WY RETIREMENT CENTER		1			1
RHODE ISLAND DEPARTMENT OF HEALTH LABORATORIES			1	100%	1
BAYLOR SCOTT AND WHITE MEDICAL CENTER -CENTENTENNIAL			1	100%	1
CELEBRATION HOSPITAL			1	100%	1
NORTHEAST FLORIDA HEALTH SERVICES			1	100%	1
SAINT JOSEPH'S HOSPITAL AND MEDICAL CENTER		1			1
Central Park Healthcare & Rehabilitation Center		1			1

# COVID-19: testing by laboratory

Data through Jan 16, 2021 verified as of Jan 17, 2021 at 09:25 AM

Data in this report are provisional and subject to change.

The numbers in the table below represent the number of Florida and non-Florida residents for whom test results were received by the Department of Health. A person can be tested by more than one laboratory and can have both positive and negative results. **Therefore, the sum of the numbers in each column will be larger than the total number of people tested.**

Reporting lab	Inconclusive	Negative	Positive	Percent positive	Total
SYCAMORE MEDICAL CENTER-KETTERING HEALTH NETWORK			1	100%	1
Seal Rock Healthcare		1			1
C V S / PHARMACY #4396		1			1
HCL LABORATORIES			1	100%	1
FALKVILLE HEALTHCARE		1			1
IMMY LABS			1	100%	1
ASPIRUS WAUSAU HOSPITAL			1	100%	1
URGENTMED PLANTATION			1	100%	1
PLANT CITY FAMILY CARE		1			1
SONORAN DESERT PATHOLOGY			1	100%	1
BATESVILLE - SHERWOOD URGENT CARE			1	100%	1
SUMMIT LABORATORY			1	100%	1
BAPTIST EMERGENCY HOSPITAL KELLY			1	100%	1
BRUCE S WEST MD			1	100%	1
Kroger 524 - The Little Clinic Iron Bridge Road		1			1
Kroger 379 - The Little Clinic Stony Brook		1			1
BOCA CIEGA CENTER			1	100%	1
15 TO KNOW			1	100%	1
ORANGE PEDIATRICS PA			1	100%	1
UNIVERSITY OF TEXAS AT EL PASO, THE			1	100%	1
BLANCHARD VALLEY HOSPITAL LABORATORY			1	100%	1
ALPHA 1 ANTITRYPSIN RESEARCH PROGRAM			1	100%	1
SONNI'S PEDIATRICS			1	100%	1
CENTRAL TX MEDICAL CENTER - LAB			1	100%	1
TANGLEWOOD MANOR		1			1
SPRINGBROOK HOSPITAL			1	100%	1
MEDICAL ARTS LABORATORY			1	100%	1
SMITH			1	100%	1
MEDEXPRESS URGENT CARE - FORT SMITH		1			1
Winter Park Care and Rehab			1	100%	1
OCCUPATIONAL HEALTH CENTER		1			1
Garden View Care Center at Dougherty Ferry		1			1
PHYSICIANS PREMIER			1	100%	1
FORT LOUDOUN PRIMARY CARE		1			1
CAREFIRST URGENT CARE - BEECHMONT			1	100%	1
OAKMONT WEST- GREENVILLE SC		1			1
CVS MN1751POCT MAPLEWOOD		1			1
Fairhaven Retirement Community		1			1
MINUTECLINIC DIAGNOSTIC OF NH, LLC (CL		1			1
NEW YORK PRESBYTERIAN HOSPITAL			1	100%	1
CHESAPEAKE REGIONAL MEDICAL CENTER			1	100%	1
Village on the Green			1	100%	1
JOSEPH SCHENKER MD PC		1			1
CFCH - FROSTPROOF			1	100%	1
ASCARATE DIALYSIS			1	100%	1
BREVARD FAMILY WALK IN CLINIC			1	100%	1

## COVID-19: testing by laboratory

Data through Jan 16, 2021 verified as of Jan 17, 2021 at 09:25 AM

Data in this report are provisional and subject to change.

The numbers in the table below represent the number of Florida and non-Florida residents for whom test results were received by the Department of Health. A person can be tested by more than one laboratory and can have both positive and negative results. **Therefore, the sum of the numbers in each column will be larger than the total number of people tested.**

Reporting lab	Inconclusive	Negative	Positive	Percent positive	Total
CLINICAL TRIALS OF TAMPA LLC		1			1
MINUTECLINIC # 21110			1	100%	1
MEDICAL ASSOCIATES OF THE SHOALS		1			1
HAMILTON CHD		1			1
<b>Total</b>	<b>71,972</b>	<b>13,718,519</b>	<b>2,010,231</b>	<b>13%</b>	<b>15,800,722</b>