

COVID-19: summary of cases and monitoring

Data through Jan 22, 2021 verified as of Jan 23, 2021 at 09:25 AM

Data in this report are provisional and subject to change.

Cases: people with positive PCR or antigen test result	
Total cases	1,639,914
Florida residents	1,609,953
Non-Florida residents	29,961
Type of testing	
Florida residents	1,609,953
Positive by BPHL/CDC	57,242
Positive by commercial/hospital lab	1,552,711
PCR positive	1,336,510
Antigen positive	273,443
Non-Florida residents	29,961
Positive by BPHL/CDC	767
Positive by commercial/hospital lab	29,194
PCR positive	21,354
Antigen positive	8,607
Characteristics	
Florida residents hospitalized	70,002
Florida resident deaths	25,164
Non-Florida resident deaths	397
Hospitalized counts include anyone who was hospitalized at some point during their illness. It does not reflect the number of people currently hospitalized.	
More information on deaths identified through death certificate data is available on the National Center for Health Statistics website at www.cdc.gov/nchs/nvss/vsrr/COVID19/index.htm .	

Cases: people with positive PCR or antigen test result	
Risk factors for Florida residents	
Traveled	13,379
Contact with a known case	601,870
Traveled and contact with a known case	18,162
Neither	976,542
No travel and no contact	183,944
Travel is unknown	582,592
Contact is unknown	353,086
Contact is pending	384,313
Travel can be unknown and contact can be unknown or pending for the same case, these numbers will sum to more than the "neither" total.	

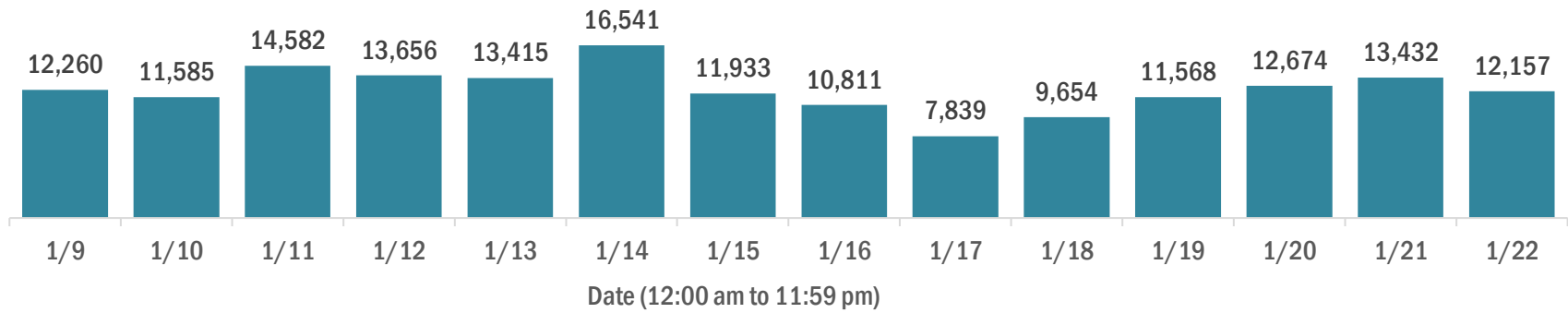
COVID-19: summary of laboratory testing

Data through Jan 22, 2021 verified as of Jan 23, 2021 at 09:25 AM

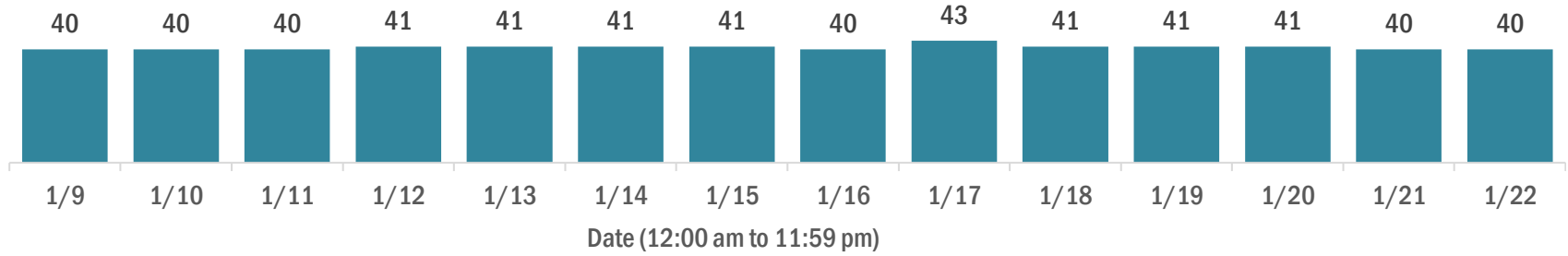
Data in this report are provisional and subject to change.

Cases in Florida residents per day for the past 2 weeks

Number of cases per day



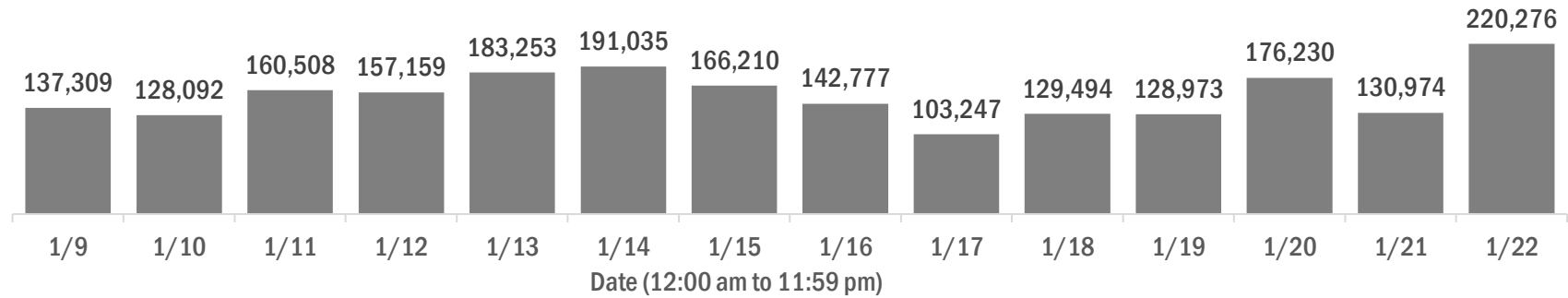
Median age of cases by day



Laboratory testing for Florida residents over the past 2 weeks

Number of Florida residents tested per day

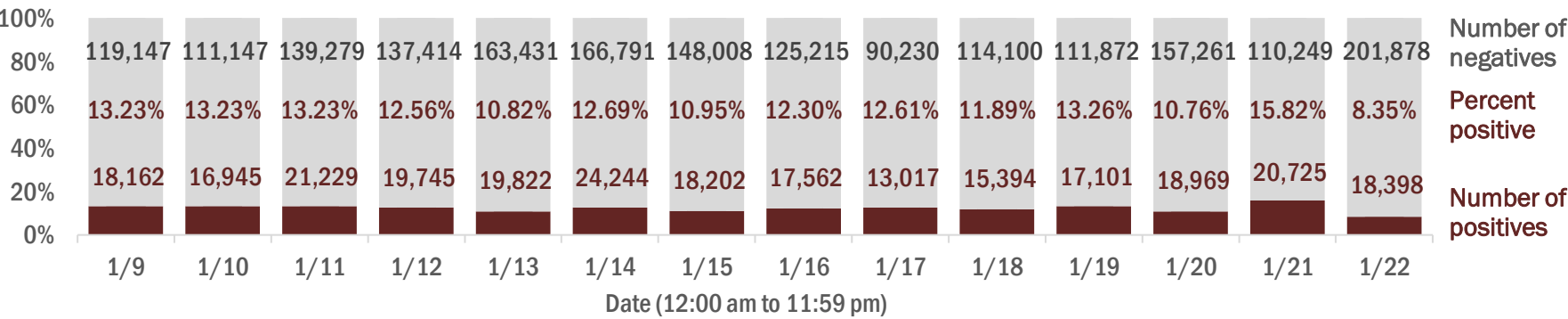
These counts include the number of people for whom the Department received PCR or antigen laboratory results by day. People tested on multiple days will be included for each day a new result was received. A person is only counted once for each day they are tested, regardless of whether multiple specimens are tested or multiple results are received.



Number and percent of Florida residents with positive test results

The percent of positive results ranged from 8.35% to 15.82% over the past 2 weeks and was 8.35% yesterday.

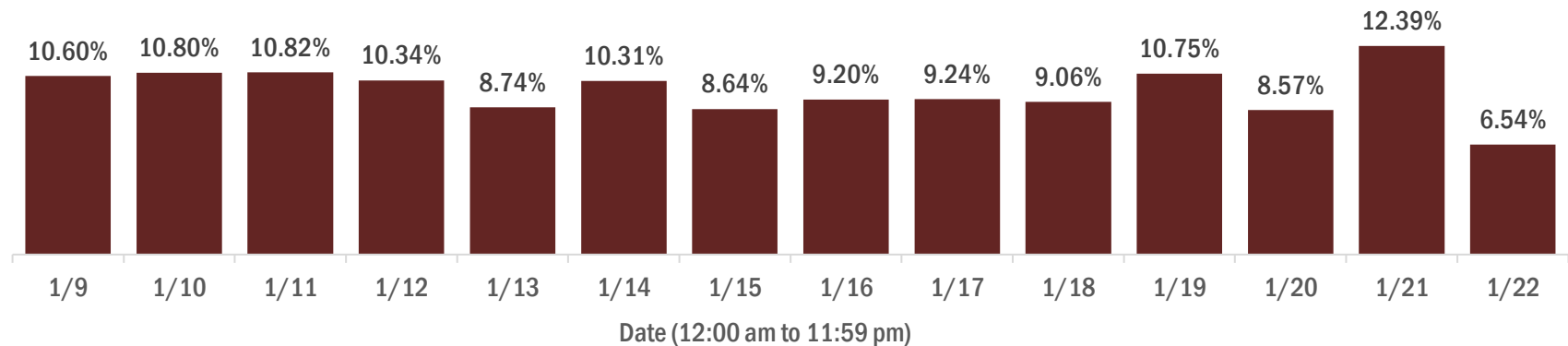
These counts include the number of people for whom the Department received PCR or antigen laboratory results by day. People tested on multiple days will be included for each day a new result was received. A person is only counted once for each day they are tested, regardless of whether multiple specimens are tested or multiple results are received. If a person has a positive specimen and a negative specimen in the same day, only the positive result is counted.



Percent positivity for new cases in Florida residents

The percent of positive results ranged from 6.54% to 12.39% over the past 2 weeks and was 6.54% yesterday.

This percent is the number of people who test PCR- or antigen-positive for the first time divided by all the people tested that day, excluding people who have previously tested positive.



COVID-19: characteristics of 1,609,953 Florida resident cases

Data through Jan 22, 2021 verified as of Jan 23, 2021 at 09:25 AM

Data in this report are provisional and subject to change.

Age group	Cases		Hospitalizations		Deaths	
0-4 years	30,288	<div><div></div></div> 2%	461	<div><div></div></div> 1%	0	0%
5-14 years	91,729	<div><div></div></div> 6%	424	<div><div></div></div> 1%	5	0%
15-24 years	248,128	<div><div></div></div> 15%	1,749	<div><div></div></div> 2%	36	0%
25-34 years	283,976	<div><div></div></div> 18%	3,534	<div><div></div></div> 5%	137	1%
35-44 years	250,201	<div><div></div></div> 16%	5,318	<div><div></div></div> 8%	386	2%
45-54 years	246,572	<div><div></div></div> 15%	8,129	<div><div></div></div> 12%	956	4%
55-64 years	211,762	<div><div></div></div> 13%	11,904	<div><div></div></div> 17%	2,725	11%
65-74 years	134,611	<div><div></div></div> 8%	14,433	<div><div></div></div> 21%	5,342	21%
75-84 years	75,128	<div><div></div></div> 5%	14,280	<div><div></div></div> 20%	7,558	30%
85+ years	36,348	<div><div></div></div> 2%	9,765	<div><div></div></div> 14%	8,019	32%
Unknown	1,210	<div><div></div></div> 0%	5	<div><div></div></div> 0%	0	0%
Total	1,609,953		70,002		25,164	

Gender	Cases	
Female	839,950	<div><div></div></div> 52%
Male	757,868	<div><div></div></div> 47%
Unknown	12,135	<div><div></div></div> 1%
Total	1,609,953	

Ethnicity	Cases		Hospitalizations		Deaths	
Hispanic	506,043	<div><div></div></div> 31%	18,209	<div><div></div></div> 26%	5,957	<div><div></div></div> 24%
Non-Hispanic	751,233	<div><div></div></div> 47%	48,126	<div><div></div></div> 69%	17,431	<div><div></div></div> 69%
Unknown	352,677	<div><div></div></div> 22%	3,667	<div><div></div></div> 5%	1,776	<div><div></div></div> 7%
Total	1,609,953		70,002		25,164	

Race and ethnicity	Cases		Hospitalizations		Deaths	
White	879,114	<div><div></div></div> 55%	45,154	<div><div></div></div> 65%	18,189	<div><div></div></div> 72%
Hispanic	336,414	<div><div></div></div> 21%	12,855	<div><div></div></div> 18%	4,709	<div><div></div></div> 19%
Non-Hispanic	474,587	<div><div></div></div> 29%	30,808	<div><div></div></div> 44%	12,605	<div><div></div></div> 50%
Unknown	68,113	<div><div></div></div> 4%	1,491	<div><div></div></div> 2%	875	<div><div></div></div> 3%
Black	210,621	<div><div></div></div> 13%	14,709	<div><div></div></div> 21%	4,141	<div><div></div></div> 16%
Hispanic	12,005	<div><div></div></div> 1%	611	<div><div></div></div> 1%	160	<div><div></div></div> 1%
Non-Hispanic	179,829	<div><div></div></div> 11%	13,765	<div><div></div></div> 20%	3,825	<div><div></div></div> 15%
Unknown	18,787	<div><div></div></div> 1%	333	<div><div></div></div> 0%	156	<div><div></div></div> 1%
Other race	232,800	<div><div></div></div> 14%	7,972	<div><div></div></div> 11%	2,006	<div><div></div></div> 8%
Hispanic	117,899	<div><div></div></div> 7%	4,280	<div><div></div></div> 6%	927	<div><div></div></div> 4%
Non-Hispanic	79,108	<div><div></div></div> 5%	3,317	<div><div></div></div> 5%	903	<div><div></div></div> 4%
Unknown	35,793	<div><div></div></div> 2%	375	<div><div></div></div> 1%	176	<div><div></div></div> 1%
Unknown race	287,418	<div><div></div></div> 18%	2,167	<div><div></div></div> 3%	828	<div><div></div></div> 3%
Hispanic	39,725	<div><div></div></div> 2%	463	<div><div></div></div> 1%	161	<div><div></div></div> 1%
Non-Hispanic	17,709	<div><div></div></div> 1%	236	<div><div></div></div> 0%	98	<div><div></div></div> 0%
Unknown	229,984	<div><div></div></div> 14%	1,468	<div><div></div></div> 2%	569	<div><div></div></div> 2%
Total	1,609,953		70,002		25,164	

Hospitalization counts include anyone who was hospitalized at some point during their illness. It does not reflect the number of people currently hospitalized. **Other race** includes any person with a race of American Indian/Alaskan native, Asian, native Hawaiian/Pacific Islander, or other.

COVID-19: deaths in Florida residents and staff of long-term care facilities

Data through Jan 22, 2021 verified as of Jan 23, 2021 at 09:25 AM

Data in this report are provisional and subject to change.

For current cases in residents or staff of long-term care facilities, please visit: <https://floridahealthcovid19.gov/>

County	Deaths		County	Deaths		County	Deaths	
Dade	939	<div></div> 10%	Martin	138	<div></div> 2%	Okeechobee	16	<div></div> 0%
Palm Beach	893	<div></div> 10%	Hernando	128	<div></div> 1%	Calhoun	14	<div></div> 0%
Pinellas	759	<div></div> 8%	Osceola	119	<div></div> 1%	Gadsden	12	<div></div> 0%
Broward	550	<div></div> 6%	Charlotte	106	<div></div> 1%	Gulf	12	<div></div> 0%
Hillsborough	467	<div></div> 5%	Indian River	98	<div></div> 1%	Washington	12	<div></div> 0%
Polk	386	<div></div> 4%	Clay	93	<div></div> 1%	Wakulla	11	<div></div> 0%
Brevard	322	<div></div> 4%	Jackson	80	<div></div> 1%	Baker	10	<div></div> 0%
Sarasota	320	<div></div> 4%	Leon	74	<div></div> 1%	Jefferson	10	<div></div> 0%
Lee	309	<div></div> 3%	St. Johns	71	<div></div> 1%	Bradford	8	<div></div> 0%
Duval	308	<div></div> 3%	Bay	66	<div></div> 1%	Holmes	8	<div></div> 0%
Orange	308	<div></div> 3%	Highlands	63	<div></div> 1%	Lafayette	8	<div></div> 0%
Volusia	227	<div></div> 2%	Santa Rosa	59	<div></div> 1%	Desoto	5	<div></div> 0%
St. Lucie	212	<div></div> 2%	Suwannee	56	<div></div> 1%	Franklin	5	<div></div> 0%
Escambia	208	<div></div> 2%	Alachua	49	<div></div> 1%	Flagler	4	<div></div> 0%
Marion	205	<div></div> 2%	Columbia	45	<div></div> 0%	Levy	4	<div></div> 0%
Seminole	196	<div></div> 2%	Sumter	36	<div></div> 0%	Monroe	3	<div></div> 0%
Pasco	175	<div></div> 2%	Nassau	29	<div></div> 0%	Taylor	3	<div></div> 0%
Manatee	166	<div></div> 2%	Putnam	25	<div></div> 0%	Hardee	2	<div></div> 0%
Collier	163	<div></div> 2%	Walton	23	<div></div> 0%	Dixie	1	<div></div> 0%
Citrus	152	<div></div> 2%	Hendry	20	<div></div> 0%	Liberty	1	<div></div> 0%
Lake	145	<div></div> 2%	Madison	18	<div></div> 0%			
Okaloosa	140	<div></div> 2%	Gilchrist	17	<div></div> 0%			
						Total	9,112	

Note: cases are summarized by the county of usual residence. Residents and staff may be cases associated with facilities that are not in their county of usual residence, resulting in cases being included below for counties that do not have facilities with known cases.

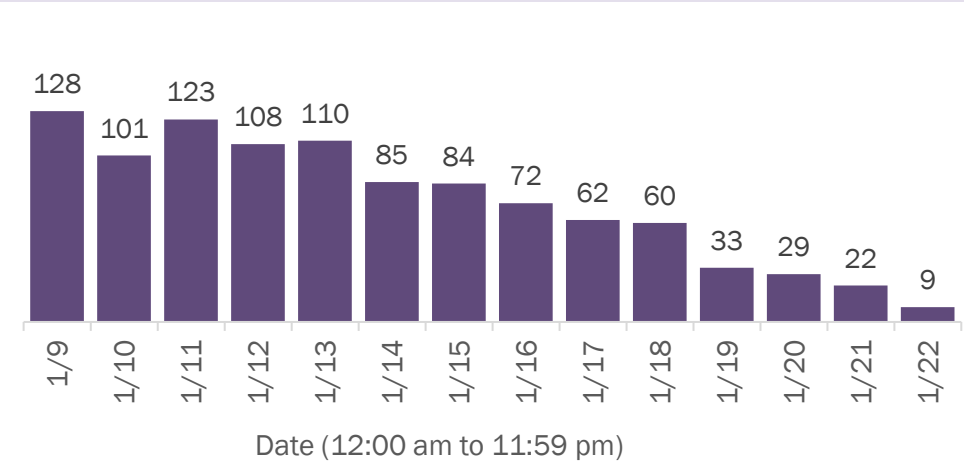
COVID-19: cases in Florida residents who have died

Data through Jan 22, 2021 verified as of Jan 23, 2021 at 09:25 AM

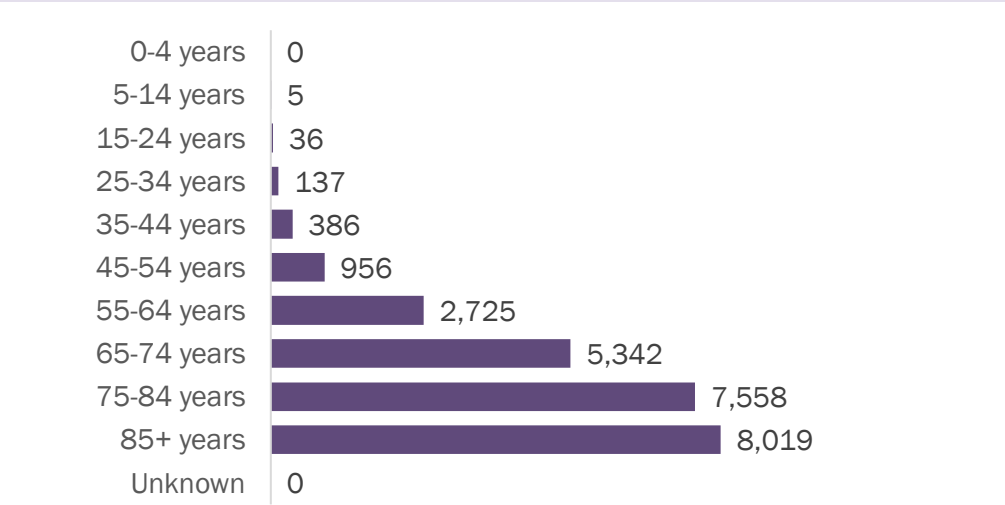
Data in this report are provisional and subject to change.

Demographics for all identified COVID-19 deaths: 25,164

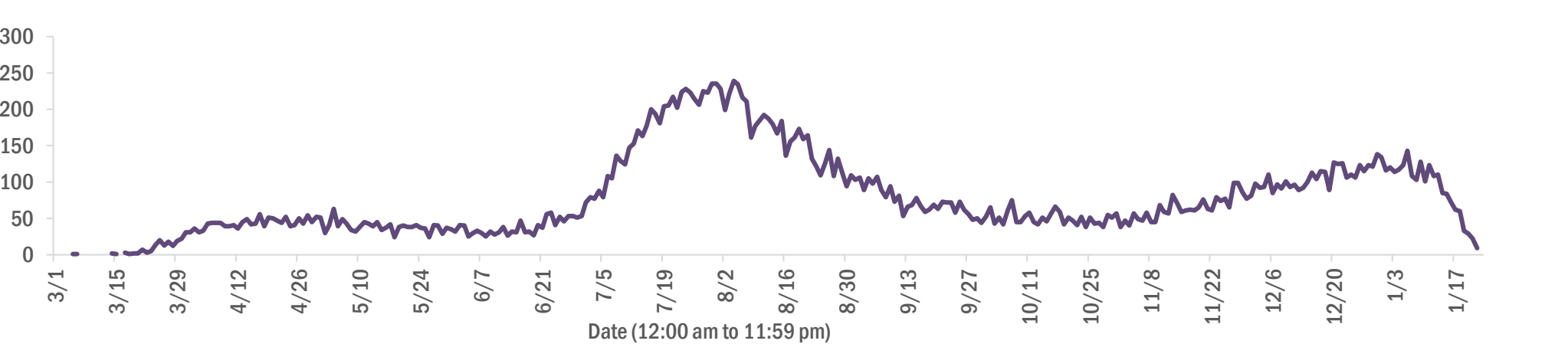
Deaths by date of death for the past 2 weeks



Deaths by age group



Deaths by date of death since March 2020



Age group	Deaths	Cases	Case fatality rate	Mortality rate per 100,000 population
0-4 years	0	30,288	0.0%	0.0
5-14 years	5	91,729	0.0%	0.2
15-24 years	36	248,128	0.0%	1.4
25-34 years	137	283,976	0.0%	4.8
35-44 years	386	250,201	0.2%	14.8
45-54 years	956	246,572	0.4%	34.3
55-64 years	2,725	211,762	1.3%	94.2
65-74 years	5,342	134,611	4.0%	220.1
75-84 years	7,558	75,128	10.1%	538.2
85+ years	8,019	36,348	22.1%	1388.5
Unknown	0	1,210	0.0%	
Total	25,164	1,609,953	1.6%	116.5

Race	Deaths	Cases	Case fatality rate	Mortality rate per 100,000 population
White	18,189	879,114	2.1%	108.9
Black	4,141	210,621	2.0%	113.2
Other	2,006	232,800	0.9%	161.2
Unknown	828	287,418	0.3%	
Total	25,164	1,609,953	1.6%	116.5

Gender	Deaths	Cases	Case fatality rate	Mortality rate per 100,000 population
Female	11,074	839,950	1.3%	100.3
Male	14,090	757,868	1.9%	133.4
Unknown	0	12,135	0.0%	
Total	25,164	1,609,953	1.6%	116.5

Ethnicity	Deaths	Cases	Case fatality rate	Mortality rate per 100,000 population
Hispanic	5,957	506,043	1.2%	104.9
Non-Hispanic	17,431	751,233	2.3%	109.5
Unknown	1,776	352,677	0.5%	
Total	25,164	1,609,953	1.6%	116.5

COVID-19: characteristics of 1,609,953 cases

Data through Jan 22, 2021 verified as of Jan 23, 2021 at 09:25 AM

Data in this report are provisional and subject to change.

Tables below include cases in Florida residents and non-Florida residents.

All 67 Florida counties have cases:

County	FL resident cases		Non-FL resident cases	Total cases	FL resident deaths	FL death rate
Dade	352,745	<div></div> 22%	4,293	357,038	4,703	1.3%
Broward	163,081	<div></div> 10%	1,964	165,045	2,018	1.2%
Palm Beach	100,152	<div></div> 6%	1,679	101,831	2,093	2.1%
Orange	96,629	<div></div> 6%	1,213	97,842	893	0.9%
Hillsborough	95,529	<div></div> 6%	809	96,338	1,233	1.3%
Duval	76,885	<div></div> 5%	1,276	78,161	863	1.1%
Pinellas	55,183	<div></div> 3%	1,381	56,564	1,220	2.2%
Lee	48,683	<div></div> 3%	1,595	50,278	771	1.6%
Polk	47,468	<div></div> 3%	327	47,795	928	2.0%
Osceola	31,520	<div></div> 2%	513	32,033	334	1.1%
Volusia	28,611	<div></div> 2%	440	29,051	492	1.7%
Escambia	25,995	<div></div> 2%	3,050	29,045	487	1.9%
Pasco	27,822	<div></div> 2%	254	28,076	494	1.8%
Brevard	27,105	<div></div> 2%	437	27,542	609	2.2%
Manatee	26,728	<div></div> 2%	496	27,224	484	1.8%
Collier	25,838	<div></div> 2%	871	26,709	386	1.5%
Leon	24,196	<div></div> 2%	795	24,991	209	0.9%
Sarasota	22,686	<div></div> 1%	1,032	23,718	602	2.7%
Marion	23,124	<div></div> 1%	85	23,209	562	2.4%
Seminole	22,756	<div></div> 1%	172	22,928	353	1.6%
Lake	20,201	<div></div> 1%	269	20,470	386	1.9%
Alachua	19,356	<div></div> 1%	225	19,581	158	0.8%
St. Lucie	18,401	<div></div> 1%	124	18,525	470	2.6%
St. Johns	17,134	<div></div> 1%	245	17,379	151	0.9%
Okaloosa	15,651	<div></div> 1%	176	15,827	276	1.8%
Bay	14,548	<div></div> 1%	611	15,159	266	1.8%
Clay	14,623	<div></div> 1%	35	14,658	226	1.5%
Santa Rosa	14,427	<div></div> 1%	184	14,611	195	1.4%
Hernando	9,365	<div></div> 1%	69	9,434	327	3.5%
Charlotte	9,182	<div></div> 1%	134	9,316	272	3.0%
Martin	9,114	<div></div> 1%	164	9,278	236	2.6%
Indian River	9,193	<div></div> 1%	77	9,270	212	2.3%
Citrus	8,177	<div></div> 1%	59	8,236	330	4.0%
Columbia	6,991	<div></div> 0%	32	7,023	136	1.9%
Sumter	6,641	<div></div> 0%	65	6,706	169	2.5%

County	FL resident cases		Non-FL resident cases	Total cases	FL resident deaths	FL death rate
Nassau	6,229	<div></div> 0%	384	6,613	79	1.3%
Highlands	6,085	<div></div> 0%	62	6,147	244	4.0%
Walton	5,446	<div></div> 0%	591	6,037	63	1.2%
Jackson	5,433	<div></div> 0%	63	5,496	128	2.4%
Putnam	5,210	<div></div> 0%	14	5,224	96	1.8%
Monroe	4,872	<div></div> 0%	263	5,135	39	0.8%
Flagler	4,885	<div></div> 0%	55	4,940	60	1.2%
Gadsden	4,919	<div></div> 0%	15	4,934	67	1.4%
Suwannee	4,690	<div></div> 0%	26	4,716	106	2.3%
Hendry	3,914	<div></div> 0%	18	3,932	55	1.4%
Unknown	250	<div></div> 0%	3,043	3,293	0	0.0%
Desoto	3,263	<div></div> 0%	16	3,279	66	2.0%
Okeechobee	3,077	<div></div> 0%	33	3,110	56	1.8%
Baker	2,900	<div></div> 0%	12	2,912	44	1.5%
Wakulla	2,794	<div></div> 0%	9	2,803	38	1.4%
Bradford	2,572	<div></div> 0%	8	2,580	35	1.4%
Hardee	2,475	<div></div> 0%	12	2,487	22	0.9%
Levy	2,423	<div></div> 0%	9	2,432	22	0.9%
Taylor	2,362	<div></div> 0%	6	2,368	32	1.4%
Washington	2,324	<div></div> 0%	21	2,345	30	1.3%
Holmes	1,983	<div></div> 0%	31	2,014	33	1.7%
Madison	1,747	<div></div> 0%	23	1,770	36	2.1%
Union	1,630	<div></div> 0%	1	1,631	70	4.3%
Gulf	1,600	<div></div> 0%	18	1,618	31	1.9%
Lafayette	1,511	<div></div> 0%	0	1,511	23	1.5%
Calhoun	1,483	<div></div> 0%	2	1,485	36	2.4%
Hamilton	1,449	<div></div> 0%	16	1,465	15	1.0%
Dixie	1,354	<div></div> 0%	3	1,357	12	0.9%
Jefferson	1,219	<div></div> 0%	22	1,241	19	1.6%
Franklin	1,145	<div></div> 0%	27	1,172	9	0.8%
Gilchrist	1,157	<div></div> 0%	3	1,160	28	2.4%
Liberty	961	<div></div> 0%	1	962	14	1.5%
Glades	851	<div></div> 0%	3	854	12	1.4%
Total	1,609,953		29,961	1,639,914	25,164	1.6%

COVID-19: characteristics of 1,609,953 Florida resident cases

Data through Jan 22, 2021 verified as of Jan 23, 2021 at 09:25 AM

Data in this report are provisional and subject to change.

The table below includes the cities and counties of residence for cases in Florida residents based on the patient's ZIP Code. Note that city is not always received as part of the initial notification and may be missing while the case is being investigated.

City and county	Cases
Miami, Dade	204,922
Jacksonville, Duval	72,188
Orlando, Orange	71,993
Tampa, Hillsborough	56,230
Hialeah, Dade	50,022
Fort Lauderdale, Broward	35,677
Hollywood, Broward	31,488
West Palm Beach, Palm Beach	24,604
Kissimmee, Osceola	24,472
Tallahassee, Leon	23,288
Naples, Collier	21,676
Pensacola, Escambia	21,503
Homestead, Dade	20,919
Saint Petersburg, Pinellas	20,583
Fort Myers, Lee	19,414
Bradenton, Manatee	17,586
Ocala, Marion	17,246
Boca Raton, Palm Beach	17,011
Lakeland, Polk	16,727
Pompano Beach, Broward	16,220
Gainesville, Alachua	15,443
Sarasota, Sarasota	14,047
Lake Worth, Palm Beach	12,286
Cape Coral, Lee	12,162
Port Saint Lucie, St. Lucie	12,122
Clearwater, Pinellas	10,909
Miramar, Broward	10,607
Miami Beach, Dade	10,594
Boynton Beach, Palm Beach	9,661
Doral, Dade	9,321
Saint Augustine, St. Johns	9,277
Panama City, Bay	9,230
Coral Springs, Broward	9,118
Miami Gardens, Dade	9,084
Melbourne, Brevard	8,141
Winter Haven, Polk	7,896
Lehigh Acres, Lee	7,699
Delray Beach, Palm Beach	7,585
Riverview, Hillsborough	7,233
Vero Beach, Indian River	7,070
Milton, Santa Rosa	7,051
Davie, Broward	6,952
New Port Richey, Pasco	6,437
Lake City, Columbia	6,431
Sunrise, Broward	6,378
Fort Pierce, St. Lucie	6,203
Saint Cloud, Osceola	6,114
Coral Gables, Dade	6,059
Palm Bay, Brevard	6,055
Orange Park, Clay	6,052
Largo, Pinellas	6,045
Daytona Beach, Volusia	6,037
Apopka, Orange	5,784
Spring Hill, Hernando	5,621
Brandon, Hillsborough	5,499
Plantation, Broward	5,466
Clermont, Lake	5,412
North Miami Beach, Dade	5,393
Plant City, Hillsborough	5,183

COVID-19: characteristics of 1,609,953 Florida resident cases

Data through Jan 22, 2021 verified as of Jan 23, 2021 at 09:25 AM

Data in this report are provisional and subject to change.

The table below includes the cities and counties of residence for cases in Florida residents based on the patient's ZIP Code. Note that city is not always received as part of the initial notification and may be missing while the case is being investigated.

City and county	Cases
Davenport, Polk	5,173
Weston, Broward	5,109
Sanford, Seminole	4,995
Jupiter, Palm Beach	4,931
Deltona, Volusia	4,927
Winter Garden, Orange	4,726
Deerfield Beach, Broward	4,723
Port Charlotte, Charlotte	4,589
Fort Walton Beach, Okaloosa	4,464
Stuart, Martin	4,347
Tamarac, Broward	4,306
Palm Coast, Flagler	4,132
Crestview, Okaloosa	4,079
Wesley Chapel, Pasco	4,055
Land O Lakes, Pasco	4,042
Miami Lakes, Dade	4,032
Palm Beach Gardens, Palm Beach	3,919
Coconut Creek, Broward	3,914
Deland, Volusia	3,902
Palmetto, Manatee	3,881
Winter Park, Orange	3,855
Palm Harbor, Pinellas	3,777
Margate, Broward	3,756
Oviedo, Seminole	3,711
Live Oak, Suwannee	3,697
Wellington, Palm Beach	3,640
Opa Locka, Dade	3,640
Altamonte Springs, Seminole	3,518
Middleburg, Clay	3,512
Venice, Sarasota	3,442
Lutz, Hillsborough	3,392
Haines City, Polk	3,369
North Port, Sarasota	3,360
Port Orange, Volusia	3,350
Punta Gorda, Charlotte	3,276
Sebring, Highlands	3,273
Ocoee, Orange	3,272
Leesburg, Lake	3,266
Brooksville, Hernando	3,261
Hallandale, Broward	3,222
Valrico, Hillsborough	3,203
Arcadia, Desoto	3,177
Saint Johns, St. Johns	3,136
The Villages, Sumter	3,067
Okeechobee, Okeechobee	3,066
Bonita Springs, Lee	3,062
Pembroke Pines, Broward	3,051
Immokalee, Collier	3,030
Seminole, Pinellas	2,961
Ormond Beach, Volusia	2,949
Navarre, Santa Rosa	2,930
Zephyrhills, Pasco	2,895
Longwood, Seminole	2,775
Windermere, Orange	2,754
Cutler Ridge, Dade	2,747
Pinellas Park, Pinellas	2,726
Gulf Breeze, Santa Rosa	2,713
Ruskin, Hillsborough	2,662
North Lauderdale, Broward	2,646

COVID-19: characteristics of 1,609,953 Florida resident cases

Data through Jan 22, 2021 verified as of Jan 23, 2021 at 09:25 AM

Data in this report are provisional and subject to change.

The table below includes the cities and counties of residence for cases in Florida residents based on the patient's ZIP Code. Note that city is not always received as part of the initial notification and may be missing while the case is being investigated.

City and county	Cases
Cantonment, Escambia	2,613
North Miami, Dade	2,609
Quincy, Gadsden	2,600
Niceville, Okaloosa	2,594
Jacksonville Beach, Duval	2,589
Key West, Monroe	2,581
Lake Worth Beach, Palm Beach	2,514
Crawfordville, Wakulla	2,512
Cocoa, Brevard	2,499
Palatka, Putnam	2,440
Casselberry, Seminole	2,388
Panama City Beach, Bay	2,369
Hudson, Pasco	2,357
Bartow, Polk	2,337
Green Cove Springs, Clay	2,316
Dade City, Pasco	2,316
Fernandina Beach, Nassau	2,264
North Fort Myers, Lee	2,239
Perry, Taylor	2,227
Port Richey, Pasco	2,216
Oakland Park, Broward	2,192
Marianna, Jackson	2,184
Ponte Vedra Beach, St. Johns	2,171
Lake Mary, Seminole	2,119
Auburndale, Polk	2,118
Kissimmee, Polk	2,083
Clewiston, Hendry	2,073
Winter Springs, Seminole	2,040
Aventura, Dade	2,035
New Smyrna Beach, Volusia	2,021
Titusville, Brevard	2,010
Tarpon Springs, Pinellas	2,002
Lake Wales, Polk	1,959
Inverness, Citrus	1,958
Lynn Haven, Bay	1,955
Merritt Island, Brevard	1,915
Royal Palm Beach, Palm Beach	1,896
Fleming Island, Clay	1,872
Belle Glade, Palm Beach	1,846
Santa Rosa Beach, Walton	1,839
Eustis, Lake	1,831
Defuniak Springs, Walton	1,824
Chipley, Washington	1,818
Wimauma, Hillsborough	1,799
Estero, Lee	1,783
Parkland, Broward	1,772
Dunedin, Pinellas	1,753
Loxahatchee, Palm Beach	1,744
Cooper City, Broward	1,740
Starke, Bradford	1,731
Labelle, Hendry	1,726
Holiday, Pasco	1,697
Sarasota, Manatee	1,672
Key Biscayne, Dade	1,646
Destin, Okaloosa	1,625
Avon Park, Highlands	1,594
Mount Dora, Lake	1,587
Parrish, Manatee	1,584
Mulberry, Polk	1,583

COVID-19: characteristics of 1,609,953 Florida resident cases

Data through Jan 22, 2021 verified as of Jan 23, 2021 at 09:25 AM

Data in this report are provisional and subject to change.

The table below includes the cities and counties of residence for cases in Florida residents based on the patient's ZIP Code. Note that city is not always received as part of the initial notification and may be missing while the case is being investigated.

City and county	Cases
Rockledge, Brevard	1,581
Odessa, Hillsborough	1,581
Palm City, Martin	1,558
Seffner, Hillsborough	1,499
Tavares, Lake	1,499
Mayo, Lafayette	1,489
Coconut Grove, Dade	1,463
Riviera Beach, Palm Beach	1,461
Summerfield, Marion	1,458
Wauchula, Hardee	1,451
Yulee, Nassau	1,447
Crossings, Dade	1,446
Bonifay, Holmes	1,434
Carol City, Dade	1,413
Macclenny, Baker	1,387
Missing, Dade	1,380
Groveland, Lake	1,371
Pinecrest, Dade	1,326
Orange City, Volusia	1,323
Maitland, Orange	1,318
Callahan, Nassau	1,292
Lithia, Hillsborough	1,281
Crystal River, Citrus	1,278
Ponte Vedra, St. Johns	1,270
Sebastian, Indian River	1,264
Lake Butler, Union	1,250
Homosassa, Citrus	1,211
Biscayne Park, Dade	1,211
Lady Lake, Lake	1,196
Madison, Madison	1,177
Dania, Broward	1,170
Pace, Santa Rosa	1,170
Atlantic Beach, Duval	1,167
Indiantown, Martin	1,164
Florida City, Dade	1,162
Sun City Center, Hillsborough	1,142
Palmetto Bay, Dade	1,138
Graceville, Jackson	1,136
Gibsonton, Hillsborough	1,131
Monticello, Jefferson	1,121
Lake Placid, Highlands	1,121
Century, Escambia	1,109
Dover, Hillsborough	1,100
Hobe Sound, Martin	1,085
Apollo Beach, Hillsborough	1,077
Oldsmar, Pinellas	1,075
Alachua, Alachua	1,067
Palm Springs, Palm Beach	1,034
Dunnellon, Marion	1,025
Edgewater, Volusia	1,013
El Portal, Dade	992
Bellevue, Marion	988
Jasper, Hamilton	969
Debary, Volusia	965
Newberry, Alachua	962
North Palm Beach, Palm Beach	960
Havana, Gadsden	960
Lantana, Palm Beach	951
Blountstown, Calhoun	950

COVID-19: characteristics of 1,609,953 Florida resident cases

Data through Jan 22, 2021 verified as of Jan 23, 2021 at 09:25 AM

Data in this report are provisional and subject to change.

The table below includes the cities and counties of residence for cases in Florida residents based on the patient's ZIP Code. Note that city is not always received as part of the initial notification and may be missing while the case is being investigated.

City and county	Cases
Hilliard, Nassau	949
South Miami, Dade	947
Lecanto, Citrus	945
Williston, Levy	895
Everglades National Park, Dade	885
Sanderson, Baker	878
Jensen Beach, Martin	861
Freeport, Walton	856
Satellite Beach, Brevard	847
Beverly Hills, Citrus	836
Safety Harbor, Pinellas	832
Ellenton, Manatee	831
Keystone Heights, Clay	829
Wewahitchka, Gulf	828
Trenton, Gilchrist	818
Coleman, Sumter	812
Wildwood, Sumter	811
Moore Haven, Glades	801
Lauderhill, Broward	792
Fellsmere, Indian River	787
Nokomis, Sarasota	782
Frostproof, Polk	776
Mary Esther, Okaloosa	769
Hernando, Citrus	766
Englewood, Charlotte	764
Wilton Manors, Broward	761
Fisher Island, Dade	756
Cross City, Dixie	750
Bristol, Liberty	749
Port Saint Joe, Gulf	746
Dunnellon, Citrus	745
Key Largo, Monroe	732
Bushnell, Sumter	732
Polk City, Polk	726
Medley, Dade	725
Uleta, Dade	704
Olympia Heights, Dade	704
South Bay, Palm Beach	692
Shalimar, Okaloosa	690
Pahokee, Palm Beach	682
Coral, Dade	680
Chattahoochee, Gadsden	675
Lauderdale Lakes, Broward	671
Marco Island, Collier	660
Englewood, Sarasota	638
Glen Saint Mary, Baker	632
Fort Meade, Polk	627
Cocoa Beach, Brevard	622
Crescent City, Putnam	620
Lawtey, Bradford	617
High Springs, Alachua	616
Interlachen, Putnam	603
Chiefland, Levy	603
Indialantic, Brevard	601
Miramar Beach, Walton	588
Bowling Green, Hardee	584
Thonotosassa, Hillsborough	577
Spring Hill, Pasco	576
Sorrento, Lake	571

COVID-19: characteristics of 1,609,953 Florida resident cases

Data through Jan 22, 2021 verified as of Jan 23, 2021 at 09:25 AM

Data in this report are provisional and subject to change.

The table below includes the cities and counties of residence for cases in Florida residents based on the patient's ZIP Code. Note that city is not always received as part of the initial notification and may be missing while the case is being investigated.

City and county	Cases
Trinity, Pasco	565
Marathon, Monroe	564
Minneola, Lake	562
Jacksonville, St. Johns	558
Old Town, Dixie	555
Neptune Beach, Duval	554
Fruitland Park, Lake	549
Southwest Ranches, Broward	546
Lake Alfred, Polk	532
Fort Myers Beach, Lee	514
Fort White, Columbia	511
Carrabelle, Franklin	510
Sneads, Jackson	507
West Melbourne, Brevard	502
Bronson, Levy	490
Belle Isle, Orange	487
Baker, Okaloosa	479
Umatilla, Lake	474
Clearwater Beach, Pinellas	464
Sweetwater, Dade	462
Jay, Santa Rosa	447
South Daytona, Volusia	445
Cottdale, Jackson	433
Palm Beach, Palm Beach	431
Weeki Wachee, Hernando	428
Gulfport, Pinellas	427
Hawthorne, Alachua	419
Mascotte, Lake	416
Silver Springs, Marion	411
East Palatka, Putnam	411
Midway, Gadsden	409
Oakland, Orange	405
Rotunda West, Charlotte	400
Florida State University, Leon	400
Citra, Marion	396
Zolfo Springs, Hardee	395
Centerville, Leon	389
Bunnell, Flagler	389
Oxford, Sumter	388
Altha, Calhoun	383
Molino, Escambia	381
Melbourne Beach, Brevard	370
Surfside, Dade	361
Youngstown, Bay	359
Myakka City, Manatee	358
Branford, Suwannee	353
Raiford, Union	350
Alva, Lee	345
Flagler Beach, Flagler	343
Apalachicola, Franklin	343
Celebration, Osceola	343
Cape Canaveral, Brevard	342
Ocklawaha, Marion	341
Tavernier, Monroe	339
Archer, Alachua	332
Hastings, St. Johns	330
Indian Harbour Beach, Brevard	327
Mims, Brevard	324
Haverhill, Palm Beach	314

COVID-19: characteristics of 1,609,953 Florida resident cases

Data through Jan 22, 2021 verified as of Jan 23, 2021 at 09:25 AM

Data in this report are provisional and subject to change.

The table below includes the cities and counties of residence for cases in Florida residents based on the patient's ZIP Code. Note that city is not always received as part of the initial notification and may be missing while the case is being investigated.

City and county	Cases
Dundee, Polk	314
De Leon Springs, Volusia	312
Bell, Gilchrist	309
Osprey, Sarasota	307
Bal Harbour, Dade	307
Pierson, Volusia	304
Malone, Jackson	303
Grand Ridge, Jackson	299
Eagle Lake, Polk	296
Greenville, Madison	287
Lake Park, Palm Beach	281
Webster, Sumter	281
Jennings, Hamilton	281
Lehigh, Lee	280
Holly Hill, Volusia	279
Ave Maria, Collier	277
Eastpoint, Franklin	275
West Miami, Dade	272
Floral City, Citrus	271
Vernon, Washington	269
Satsuma, Putnam	267
Gotha, Orange	266
Tequesta, Palm Beach	266
Westville, Holmes	265
Chuluota, Seminole	262
Elkton, St. Johns	260
Grand Island, Lake	260
Melrose, Putnam	257
Montverde, Lake	254
Reddick, Marion	252
Indian Rocks Beach, Pinellas	249
Greenwood, Jackson	249
Bryceville, Nassau	243
Kenneth City, Pinellas	239
Valparaiso, Okaloosa	238
O Brien, Suwannee	235
Ponce De Leon, Holmes	234
Winter Park, Seminole	233
Alafaya, Orange	230
Sebastian, Brevard	228
Malabar, Brevard	225
San Antonio, Pasco	225
South Pasadena, Pinellas	223
Laurel Hill, Okaloosa	221
Belleair, Pinellas	216
Lake Panasoffkee, Sumter	215
Gretna, Gadsden	210
Edgewood, Orange	210
Fort Mccoy, Marion	209
Anthony, Marion	207
White Springs, Hamilton	198
Morriston, Levy	198
Hosford, Liberty	197
Wellborn, Suwannee	192
Bay Harbor Islands, Dade	191
Lee, Madison	190
Sanibel, Lee	190
Inlet Beach, Walton	190
Geneva, Seminole	189

COVID-19: characteristics of 1,609,953 Florida resident cases

Data through Jan 22, 2021 verified as of Jan 23, 2021 at 09:25 AM

Data in this report are provisional and subject to change.

The table below includes the cities and counties of residence for cases in Florida residents based on the patient's ZIP Code. Note that city is not always received as part of the initial notification and may be missing while the case is being investigated.

City and county	Cases
Southport, Bay	186
Kindred, Osceola	184
Greenacres, Palm Beach	182
Eglin Air Force Base, Okaloosa	181
Saint James City, Lee	179
The Villages, Marion	176
Mcdavid, Escambia	175
Weirsdale, Marion	175
Fountain, Bay	174
Fern Park, Seminole	172
Hallandale Beach, Broward	170
Mcalpin, Suwannee	167
Longboat Key, Manatee	167
Azalea Park, Orange	166
Sopchoppy, Wakulla	163
Howey-In-The-Hills, Lake	156
Lakewood Ranch, Manatee	156
Holmes Beach, Manatee	156
Juno Beach, Palm Beach	156
Alford, Jackson	155
Zellwood, Orange	154
Islamorada, Monroe	152
Micanopy, Alachua	152
Astatula, Lake	151
Altoona, Lake	150
Lauderdale By The Sea, Broward	148
Babson Park, Polk	148
Holt, Okaloosa	146
The Villages, Lake	144
Madeira Beach, Pinellas	144
Caryville, Washington	142
Summerland Key, Monroe	140
University Of Miami, Dade	137
Clair-Mel City, Hillsborough	137
Poinciana, Polk	137
Bokeelia, Lee	135
Center Hill, Sumter	134
Hiawassee, Orange	134
Lockhart, Orange	134
Pomona Park, Putnam	132
Atlantis, Palm Beach	130
Viera, Brevard	129
Bay Lake, Orange	129
Mangonia Park, Palm Beach	129
Rocky Point, Hillsborough	127
Lake Helen, Volusia	127
Oak Hill, Volusia	125
Odessa, Pasco	119
Carrollwood, Hillsborough	118
Apopka, Seminole	118
Ponce Inlet, Volusia	116
University Of Fl, Alachua	116
Matlacha, Lee	116
Golden Beach, Dade	115
Osteen, Volusia	112
Grant-Valkaria, Brevard	112
Hypoluxo, Palm Beach	110
Cutler Bay, Dade	109
Baldwin, Duval	108

COVID-19: characteristics of 1,609,953 Florida resident cases

Data through Jan 22, 2021 verified as of Jan 23, 2021 at 09:25 AM

Data in this report are provisional and subject to change.

The table below includes the cities and counties of residence for cases in Florida residents based on the patient's ZIP Code. Note that city is not always received as part of the initial notification and may be missing while the case is being investigated.

City and county	Cases
Hollister, Putnam	106
Steinhatchee, Taylor	106
San Mateo, Putnam	106
Clarksville, Calhoun	106
Big Pine Key, Monroe	104
Sumterville, Sumter	102
Placida, Charlotte	102
Citrus Springs, Citrus	102
Cloud Lake, Palm Beach	102
Inglis, Levy	101
Lake Hamilton, Polk	99
Hampton, Bradford	98
Kendall, Dade	97
Lady Lake, Sumter	97
Lutz, Pasco	97
South Fort Myers, Lee	97
Panacea, Wakulla	95
Buena Ventura Lakes, Osceola	95
Seville, Volusia	93
Harmony, Osceola	88
Hurlburt Field, Okaloosa	87
Florahome, Putnam	86
Temple Terrace, Hillsborough	86
Waldo, Alachua	85
Dinsmore, Duval	85
Christmas, Orange	85
Brooker, Bradford	85
Lamont, Jefferson	84
Tierra Verde, Pinellas	83
Belleair Beach, Pinellas	83
Bascom, Jackson	83
Callaway, Bay	82
Canal Point, Palm Beach	82
Paisley, Lake	81
University Of Central FI, Orange	80
Maitland, Seminole	79
Tyndall Air Force Base, Bay	77
Astor, Lake	76
F M, Lee	76
Pinetta, Madison	75
Fruit Cove, St. Johns	75
Lighthouse Point, Broward	73
Barefoot Bay, Brevard	72
Avon Park, Polk	72
Palma Ceia, Hillsborough	72
University Of Central Florida, Orange	71
Crystal Beach, Pinellas	69
Lorida, Highlands	69
Cedar Key, Levy	68
Bradenton Beach, Manatee	68
University Of South Florida, Hillsborough	68
Eatonville, Orange	67
Campbellton, Jackson	66
Ocean Ridge, Palm Beach	66
Ochopee, Collier	66
Welaka, Putnam	64
Fort Denaud, Hendry	64
Kathleen, Polk	63
Patrick Air Force Base, Brevard	63

COVID-19: characteristics of 1,609,953 Florida resident cases

Data through Jan 22, 2021 verified as of Jan 23, 2021 at 09:25 AM

Data in this report are provisional and subject to change.

The table below includes the cities and counties of residence for cases in Florida residents based on the patient's ZIP Code. Note that city is not always received as part of the initial notification and may be missing while the case is being investigated.

City and county	Cases
Air Mail Facility, Dade	62
Stock Island, Monroe	62
Dania Beach, Broward	62
Boca Grande, Lee	60
Saint Pete Beach, Pinellas	60
Greensboro, Gadsden	60
North Venice, Sarasota	59
Barry University, Dade	59
West Park, Broward	58
Orlando, Seminole	58
Princeton, Dade	57
Bonita Beach, Lee	57
Sunny Isles Beach, Dade	57
Yalaha, Lake	54
City Of Sunrise, Broward	53
Georgetown, Putnam	52
Destin, Walton	52
Orlando, Dade	51
Reunion, Osceola	51
Felda, Hendry	48
Bellview, Escambia	48
North Redington Beach, Pinellas	48
Florida Gulf Coast Univ, Lee	47
Walnut Hill, Escambia	47
Northdale, Hillsborough	47
Heathrow, Seminole	45
Aloma, Orange	45
Palm Beach Shores, Palm Beach	45
Micco, Brevard	45
Anna Maria, Manatee	45
Cudjoe Key, Monroe	45
Singer Island, Palm Beach	44
Missing, Volusia	44
Missing, Orange	44
Treasure Island, Pinellas	44
Orlando, Osceola	44
Lake Suzy, Desoto	43
Ona, Hardee	43
Mexico Beach, Bay	43
Missing, Santa Rosa	43
Town N Country, Hillsborough	42
Missing, Lee	42
Cinco Bayou, Okaloosa	42
Sewalls Point, Martin	41
Highland City, Polk	40
Miromar Lakes, Lee	40
University Of Tampa, Hillsborough	40
Saint Johns, Duval	39
Salt Springs, Marion	39
Saint Leo, Pasco	39
Okahumpka, Lake	39
Miami Springs, Dade	39
Duette, Manatee	38
Manalapan, Palm Beach	38
Village Of Wellington, Palm Beach	38
Terra Ceia, Manatee	38
Enterprise, Volusia	38
Orlando, Broward	38
Orlando, Volusia	37

COVID-19: characteristics of 1,609,953 Florida resident cases

Data through Jan 22, 2021 verified as of Jan 23, 2021 at 09:25 AM

Data in this report are provisional and subject to change.

The table below includes the cities and counties of residence for cases in Florida residents based on the patient's ZIP Code. Note that city is not always received as part of the initial notification and may be missing while the case is being investigated.

City and county	Cases
Eaton Park, Polk	37
Intercession City, Osceola	37
Ponte Vedra, Duval	37
Ebro, Washington	36
Waverly, Polk	36
Orlando, Polk	36
Gulf Breeze, Escambia	35
Key Colony Beach, Monroe	34
Flemington, Marion	34
Miami, Unknown	33
Highland Beach, Palm Beach	33
Naranja, Dade	33
Kenansville, Osceola	32
Florence Villa, Polk	32
Palm Shores, Brevard	32
Bagdad, Santa Rosa	31
Green Acres, Palm Beach	31
Village Wellington, Palm Beach	31
Dowling Park, Suwannee	30
Bayonet Point, Pasco	30
Lacoochee, Pasco	29
Lulu, Columbia	29
Orlando, Hillsborough	29
Pasadena, Pinellas	29
Bonita Springs, Collier	29
Hialeah Gardens, Dade	28
Tice, Lee	28
Bay Pines, Pinellas	27
Pensacola Beach, Santa Rosa	27
Jupiter, Martin	27
Hallandale Beach, Broward	26
Florida International Univ, Dade	26
Penney Farms, Clay	26
Florida State, Leon	26
Caryville, Holmes	26
Missing, St. Johns	26
Univ Of FI Student Dorms, Alachua	26
Nocatee, Desoto	26
South Palm Beach, Palm Beach	25
South Miami Heights, Dade	25
Horseshoe Beach, Dixie	25
Miami Shores, Dade	25
Florida A And M University, Leon	25
Kinard, Calhoun	25
Missing, Palm Beach	24
North Bay Village, Dade	24
Tangerine, Orange	24
Homeland, Polk	24
Labelle, Glades	24
Santa Fe, Alachua	24
Eloise, Polk	24
Poinciana, Osceola	24
Earleton, Alachua	24
Homosassa Springs, Citrus	24
Missing, Escambia	23
Mcintosh, Marion	23
Chokoloskee, Collier	23
City Of Westlake, Palm Beach	23
Cortez, Manatee	23

COVID-19: characteristics of 1,609,953 Florida resident cases

Data through Jan 22, 2021 verified as of Jan 23, 2021 at 09:25 AM

Data in this report are provisional and subject to change.

The table below includes the cities and counties of residence for cases in Florida residents based on the patient's ZIP Code. Note that city is not always received as part of the initial notification and may be missing while the case is being investigated.

City and county	Cases
Siesta Key, Sarasota	23
Bostwick, Putnam	22
Florida Dept Of Corrections, Union	22
Missing, Duval	22
Long Key, Monroe	22
Lealman, Pinellas	22
Tioga, Alachua	22
Goulds, Dade	22
Indian Lake Estates, Polk	22
Stetson University, Volusia	21
Westchase, Hillsborough	21
Venus, Highlands	21
Orlando, Palm Beach	21
Bradley, Polk	21
La Crosse, Alachua	21
Bonifay, Washington	20
Palmdale, Glades	20
Wausau, Washington	20
Bayshore Gardens, Manatee	20
Sparr, Marion	20
Sydney, Hillsborough	20
Fort Lauderdale, Dade	20
Perdido Key, Escambia	20
Balm, Hillsborough	20
Bonaventure, Broward	20
Lakeshore, Polk	19
New Smyrna, Volusia	19
Sun City, Hillsborough	19
Missing, Hillsborough	19
Ridge Manor, Pasco	19
Hawthorne, Putnam	19
Little Torch Key, Monroe	18
Yankeetown, Levy	18
Everglades City, Collier	18
Sugarloaf Key, Monroe	18
Missing, Monroe	18
Mexico Beach, Gulf	18
Babcock Ranch, Lee	18
Orange Lake, Marion	18
Branford, Lafayette	18
Pine Castle, Orange	18
Wabasso, Indian River	17
Saint Marks, Wakulla	17
Miami, Broward	17
Crystal Springs, Pasco	17
Paxton, Walton	17
Alturas, Polk	17
Lowell, Marion	17
Candler, Marion	17
Graceville, Holmes	16
Mango, Hillsborough	16
Pine Hills, Orange	16
West Panama City Beach, Bay	16
Parker, Bay	16
Laud-By-The-Sea, Broward	16
Champions Gate, Polk	16
Citrus Ridge, Indian River	16
Missing, Pasco	16
Florida International University, Dade	16

COVID-19: characteristics of 1,609,953 Florida resident cases

Data through Jan 22, 2021 verified as of Jan 23, 2021 at 09:25 AM

Data in this report are provisional and subject to change.

The table below includes the cities and counties of residence for cases in Florida residents based on the patient's ZIP Code. Note that city is not always received as part of the initial notification and may be missing while the case is being investigated.

City and county	Cases
Missing, Lake	16
Nalcrest, Polk	15
Maxville, Duval	15
Indian River Shores, Indian River	15
Gulf Stream, Palm Beach	15
Orlando, Pinellas	15
Loughman, Polk	15
Plymouth, Orange	15
Pembroke Park, Broward	15
Jensen Beach, St. Lucie	14
Westlake, Palm Beach	14
Lake City, Suwannee	14
Murdock, Charlotte	14
Winter Garden, Lake	14
Goodland, Collier	14
Mount Dora, Orange	14
Village Of Palmetto Bay, Dade	14
Webster, Hernando	14
Gulf Hammock, Levy	14
Hernando Beach, Hernando	14
White Springs, Columbia	14
Tallevast, Manatee	13
Wewahitchka, Calhoun	13
Orlando, Brevard	13
Davenport, Osceola	13
Fort Ogden, Desoto	13
Woodville, Leon	13
Orlando, Lake	13
Archer, Levy	12
Hollywood, Dade	12
Kissimmee, Orange	12
Lake Buena Vista, Orange	12
Golden Oak, Orange	12
Buckingham, Lee	12
Saint George Island, Franklin	12
Forest City, Orange	12
Daytona Beach Shores, Volusia	12
Fort Charlotte, Charlotte	12
Pensacola Beach, Escambia	12
High Springs, Gilchrist	12
Graham, Bradford	12
Suwannee, Dixie	12
Union Park, Orange	12
Mount Plymouth, Lake	11
Holder, Citrus	11
Wahneta, Polk	11
Orlando, Leon	11
Shady Hills, Pasco	11
Gonzalez, Escambia	11
Redington Shores, Pinellas	11
Long Boat Key, Manatee	11
Unknown, Dade	11
Jacksonville, Unknown	11
Watersound, Walton	11
Brooksville, Pasco	11
Saint Lucie West, St. Lucie	11
Ramrod Key, Monroe	10
Trenton, Levy	10
Lake Monroe, Seminole	10

COVID-19: characteristics of 1,609,953 Florida resident cases

Data through Jan 22, 2021 verified as of Jan 23, 2021 at 09:25 AM

Data in this report are provisional and subject to change.

The table below includes the cities and counties of residence for cases in Florida residents based on the patient's ZIP Code. Note that city is not always received as part of the initial notification and may be missing while the case is being investigated.

City and county	Cases
Johns Pass Village, Pinellas	10
Telogia, Liberty	10
Otter Creek, Levy	10
Trilby, Pasco	10
Missing, St. Lucie	10
Kingsley Lake, Bradford	10
Steinhatchee, Dixie	10
Missing, Marion	10
Missing, Nassau	10
Hutchinson Island, St. Lucie	10
Rosemary Beach, Walton	10
Roseland, Indian River	10
Orlando, Duval	10
Leisure City, Dade	10
Laurel Hill, Walton	10
Durant, Hillsborough	10
Nichols, Polk	10
Greenville, Taylor	10
Hillsboro Beach, Broward	10
Braden River, Manatee	10
Passport, Unknown	10
Fanning Springs, Gilchrist	9
Dade City, Hernando	9
Briny Breezes, Palm Beach	9
Perrine, Dade	9
West Delray Beach, Palm Beach	9
Lamont, Madison	9
Los Angeles, Dade	9
Lloyd, Jefferson	9
Cypress, Jackson	9
Rubonia, Manatee	9
Indian Creek Village, Dade	9
Cottondale, Washington	9
Palma Sola, Manatee	9
Sea Ranch Lakes, Broward	9
Beverly Beach, Flagler	9
Lake Como, Putnam	9
Missing, Collier	9
Choctaw Beach, Okaloosa	9
Belleair Bluffs, Pinellas	9
University Park, Manatee	9
Seybold, Dade	8
Ferndale, Lake	8
Goldenrod, Seminole	8
Jerome, Collier	8
Hialeah, Unknown	8
Ponce De Leon, Walton	8
Naples, Lee	8
Florida State Univ Admin, Leon	8
Forest City, Seminole	8
Ozona, Pinellas	8
Citrus Hills, Citrus	8
Elfers, Pasco	8
Missing, Seminole	8
Virginia Gardens, Dade	8
Seacrest, Walton	7
Salem, Taylor	7
Missing, Unknown	7
Evinston, Alachua	7

COVID-19: characteristics of 1,609,953 Florida resident cases

Data through Jan 22, 2021 verified as of Jan 23, 2021 at 09:25 AM

Data in this report are provisional and subject to change.

The table below includes the cities and counties of residence for cases in Florida residents based on the patient's ZIP Code. Note that city is not always received as part of the initial notification and may be missing while the case is being investigated.

City and county	Cases
Basinger, Okeechobee	7
Grant Valkaria, Brevard	7
Port Saint John, Brevard	7
Copeland, Collier	7
Keystone Heights, Bradford	7
Orlando, Pasco	7
Lakewood Ranch, Sarasota	7
University Of Central FI, Hillsborough	7
Redington Beach, Pinellas	7
Innovation, Pasco	7
Deer Island, Lake	7
East Lake, Marion	7
Missing, Pinellas	7
Wildlight, Nassau	7
Eau Gallie, Brevard	7
Captiva, Lee	7
Cross Creek, Alachua	7
Niceville, Walton	7
Orlando, Alachua	7
Palm City, St. Lucie	7
Maitland, Volusia	7
Pine Ridge, Citrus	7
Switzerland, St. Johns	7
Sunny Hills, Washington	6
Orlando, Flagler	6
Orlando, Marion	6
Grandin, Putnam	6
Aripeka, Pasco	6
Punta Gorda, Lee	6
Quail Heights, Dade	6
River Ranch, Polk	6
Missing, Broward	6
Fairfield, Marion	6
Missing, Walton	6
Labelle, Lee	6
Gibsonia, Polk	6
Maitland, Hillsborough	6
Winderemere, Orange	6
Winter Park, Polk	6
Umatilla, Marion	6
Morriston, Marion	6
Duck Key, Monroe	6
Orchid, Indian River	6
Orange Park, Duval	6
Lake Butler, Bradford	6
Mayport Naval Station, Duval	6
Fernandina, Nassau	6
Maitland, Osceola	6
Missing, Manatee	6
Orange Springs, Marion	6
Ocoee, Lake	5
Okeechobee, Martin	5
Orlando, Manatee	5
N/A, Unknown	5
Inglis, Citrus	5
Nobleton, Hernando	5
Fort Lauderdale, Lee	5
Anastasia Island, St. Johns	5
University Of Central FI, Martin	5

COVID-19: characteristics of 1,609,953 Florida resident cases

Data through Jan 22, 2021 verified as of Jan 23, 2021 at 09:25 AM

Data in this report are provisional and subject to change.

The table below includes the cities and counties of residence for cases in Florida residents based on the patient's ZIP Code. Note that city is not always received as part of the initial notification and may be missing while the case is being investigated.

City and county	Cases
Miccosukee, Leon	5
Haines Creek, Lake	5
Ybor City, Hillsborough	5
Fort Lauderdale, Palm Beach	5
Babcock Ranch, Charlotte	5
Longboat Key, Sarasota	5
PSL, Unknown	5
Westchester, Dade	5
Grove City, Charlotte	5
Ebro, Bay	5
Eglin, Okaloosa	5
Alys Beach, Bay	5
Barberville, Volusia	5
Scottsmoor, Brevard	5
Indian Shores, Pinellas	5
Saint Augustine Beach, St. Johns	5
Stuart, St. Lucie	5
Putnam Hall, Putnam	5
Pass, Unknown	5
Valkaria, Brevard	5
Holt, Santa Rosa	5
Missing, Indian River	5
White City, Gulf	5
Worthington Springs, Union	5
Tampa, Pinellas	4
Shady Grove, Taylor	4
Missing, Leon	4
Milton, Escambia	4
Mayport, Duval	4
Inlet Beach, Bay	4
West Bradenton, Manatee	4
Port Charlotte, Unknown	4
Okeechobee, Glades	4
Live Oak, Madison	4
Loxahatchee Groves, Palm Beach	4
Miami, Palm Beach	4
Missing, Okaloosa	4
Missing, Polk	4
Deerfield Beach, Palm Beach	4
Glen Ridge, Palm Beach	4
Coco River, Collier	4
Hialeah, Broward	4
Melrose, Bradford	4
Mid Florida, Seminole	4
Port Salerno, Martin	4
Ocean Breeze, Martin	4
San Carlos Park, Lee	4
Jacksonville Naval Air Station, Duval	4
Newberry, Gilchrist	4
Miramar, Dade	4
Miami Gardens, Unknown	4
Orlando, Lee	4
Okeechobee, Osceola	4
Bayou George, Bay	4
Branford, Gilchrist	4
Clewiston, Palm Beach	4
Pensacola, Unknown	4
Glenwood, Volusia	4
Clarcona, Orange	4

COVID-19: characteristics of 1,609,953 Florida resident cases

Data through Jan 22, 2021 verified as of Jan 23, 2021 at 09:25 AM

Data in this report are provisional and subject to change.

The table below includes the cities and counties of residence for cases in Florida residents based on the patient's ZIP Code. Note that city is not always received as part of the initial notification and may be missing while the case is being investigated.

City and county	Cases
Saint Augustine, Duval	4
Point Washington, Walton	4
Williston, Marion	4
Bella Collina, Lake	4
El Jobean, Charlotte	4
Missing, Bay	4
Hinsdale, Manatee	4
International Service Center, Dade	4
Day, Lafayette	4
Oneco, Manatee	4
Wakulla Springs, Wakulla	4
Vernon, Bay	3
Mayport Naval Housing, Duval	3
Pompano Beach, Palm Beach	3
Samoset, Manatee	3
San Fernando, Unknown	3
Cypress Gardens, Polk	3
Crestview, Walton	3
Fernandina Beach, Duval	3
Fpo, Duval	3
Bowling Green, Polk	3
Cape San Blas, Gulf	3
Apopka, Lake	3
Indian Rock Beach, Pinellas	3
Hollywood, Unknown	3
Monticello, Madison	3
Missing, Martin	3
Jonesville, Alachua	3
Julington Creek, St. Johns	3
Jupiter Island, Martin	3
Ocean Reef Club, Monroe	3
Mims, Volusia	3
East Rockland Key, Monroe	3
Alys Beach, Walton	3
Sandestin, Walton	3
Seacrest, Bay	3
Vero Beach, St. Lucie	3
Ft Pierce, St. Lucie	3
Milligan, Okaloosa	3
Lamont, Taylor	3
Westville, Walton	3
Sugarloaf, Monroe	3
Coraopolis, Citrus	3
Conch Key, Monroe	3
Chicago, Lee	3
Bristol, Calhoun	3
Boynton Beach, Broward	3
North Fort Myers, Charlotte	3
Ormond Beach, Flagler	3
Jacksonville, Alachua	3
Missing, Citrus	3
Kissimmee, Unknown	3
Sorrento, Orange	3
Pass, Dade	3
Margate, Unknown	3
Los Angeles, Broward	3
Highland Park, Polk	3
Brewton, Escambia	3
Apopka, Broward	3

COVID-19: characteristics of 1,609,953 Florida resident cases

Data through Jan 22, 2021 verified as of Jan 23, 2021 at 09:25 AM

Data in this report are provisional and subject to change.

The table below includes the cities and counties of residence for cases in Florida residents based on the patient's ZIP Code. Note that city is not always received as part of the initial notification and may be missing while the case is being investigated.

City and county	Cases
Lanark Village, Franklin	3
Maitland, Polk	3
Pp, Dade	3
Pp, Unknown	3
Orem, Palm Beach	3
Woodside, Broward	3
Hallandale Beach, Unknown	3
Blountstown, Liberty	3
Lynbrook, Broward	3
Miami Gardens, Broward	3
Lakeland, Hillsborough	3
Lake City, Duval	3
Immokalee, Lee	3
Orlando, Unknown	3
Port Saint Lucie, Martin	3
Palm Coast, Volusia	3
Saint Augusaintine Beach, St. Johns	3
Wildwood, Marion	3
Village Of Golf, Palm Beach	3
Jacksonville, Clay	3
Laurel, Sarasota	3
Ludlam, Dade	3
Tampa Palms, Hillsborough	3
Winter Garden, Seminole	3
West Palm Beach, Dade	2
Pineland, Lee	2
Tarpon Springs, Pasco	2
Orlando, Santa Rosa	2
Orlando, Charlotte	2
Oklawaha, Marion	2
Olustee, Baker	2
Winter Park, Leon	2
Maitland, Leon	2
Lecanto, Marion	2
Missing, Hernando	2
Greenville, Jefferson	2
Bonifay, Jackson	2
Bonnie, Sarasota	2
Clermont, Orange	2
Clermont, Polk	2
Doctors Inlet, Clay	2
Deland, Lake	2
Fort Myers, Collier	2
Fort Pierce, Martin	2
Upper Key Largo, Monroe	2
University Of Central Florida, Brevard	2
Zellwood, Lake	2
Windermere, Seminole	2
Seven Springs, Pasco	2
Saint Petersburg, Hillsborough	2
Lake Geneva, Clay	2
Lawtey, Union	2
Lutz, Pinellas	2
Los Angeles, Okaloosa	2
Miami, Orange	2
Mount Pleasant, Gadsden	2
None, Dade	2
Navarre, Okaloosa	2
Blountstown, Jackson	2

COVID-19: characteristics of 1,609,953 Florida resident cases

Data through Jan 22, 2021 verified as of Jan 23, 2021 at 09:25 AM

Data in this report are provisional and subject to change.

The table below includes the cities and counties of residence for cases in Florida residents based on the patient's ZIP Code. Note that city is not always received as part of the initial notification and may be missing while the case is being investigated.

City and county	Cases
Alligator Point, Franklin	2
Coconut Creek, Unknown	2
Fort Myers, Unknown	2
Crawfordville, Leon	2
Eatonville, Lake	2
Fort Lauderdale, Unknown	2
Wimauma, Manatee	2
University Of Central Florida, Palm Beach	2
University Of Central Florida, Pinellas	2
Sumatra, Liberty	2
Pensacola, Santa Rosa	2
Portland, Unknown	2
Provo, Broward	2
Maitland, Lake	2
Lake Harbor, Palm Beach	2
Moore Haven, Hendry	2
Missing, Clay	2
Missing, Sarasota	2
Naples, Broward	2
Cassadaga, Volusia	2
Hialeah Lakes, Dade	2
Fort Walton Beach, Walton	2
Dunnellon, Levy	2
Jacksonville, Dade	2
Madison, Unknown	2
Lake Worth, Broward	2
Maitland, Pasco	2
Eustis, Orange	2
Florida Power & Light Co, Dade	2
Amelia City, Nassau	2
Alligator Point, Wakulla	2
Chipley, Jackson	2
Bruce, Holmes	2
Orlando, Okaloosa	2
University Of Central Florida, Broward	2
Vero Beach, Brevard	2
Pompano Beach, Unknown	2
Sharpes, Brevard	2
Sebring, Desoto	2
Panama City, Unknown	2
Tampa, Hernando	2
Summerfield, Unknown	2
Vero Beach, Unknown	2
Wauchula, Desoto	2
Yeehaw, Okeechobee	2
Jacksonville Naval Hospital, Duval	2
Jacksonville, Nassau	2
Longview, Dade	2
Hosford, Calhoun	2
Noma, Holmes	2
Melrose, Clay	2
Mesa, Unknown	2
Cape Haze, Charlotte	2
000000, Unknown	2
Saint Marys, Nassau	2
Wacissa, Jefferson	2
Orlo Vista, Orange	2
Port Saint Lucie, Palm Beach	2
Windermere, Lake	2

COVID-19: characteristics of 1,609,953 Florida resident cases

Data through Jan 22, 2021 verified as of Jan 23, 2021 at 09:25 AM

Data in this report are provisional and subject to change.

The table below includes the cities and counties of residence for cases in Florida residents based on the patient's ZIP Code. Note that city is not always received as part of the initial notification and may be missing while the case is being investigated.

City and county	Cases
Land O Lakes, Hillsborough	2
Lakeland, Unknown	2
Lady Lake, Marion	2
Fort Lauderdale, Alachua	2
Doral, Unknown	2
Cross City, Taylor	2
Carl Fisher, Dade	2
Boca Raton, Broward	2
Brooklyn, Broward	2
Venice, Dade	2
University Of Central Fl, Seminole	2
Union, Manatee	2
Sand Lake, Orange	2
Port St. Lucie, St. Lucie	2
Windermere, Hillsborough	2
Winter Park, Volusia	2
Winter Springs, Orange	2
Alford, Washington	2
Altamonte Springs, Orange	2
Eatonville, Polk	2
High Springs, Columbia	2
Miramar, Unknown	2
Miami Beach, Unknown	2
Miami, Martin	2
New Port Richey, Hillsborough	2
Orlando, Escambia	2
Okeechobee, Highlands	2
Labelle, Collier	2
Jena, Taylor	2
Lauderhill, Unknown	2
Long Beach, Orange	2
Longwood, Unknown	2
Marysville, Dade	2
Green Cove Springs, Duval	2
Island Grove, Alachua	2
Claysville, Hernando	2
Cibolo, Orange	2
Cross Key, Monroe	2
Crescent Beach, Sarasota	2
Dade City, Unknown	2
Defuniak Springs, Okaloosa	2
Seguin, Unknown	2
Sunrise, Unknown	2
Tampa, Broward	2
Port Canaveral, Brevard	2
Plantation Key, Monroe	2
Orlando, St. Lucie	2
Oakland Park, Unknown	2
Weirsdale, Lake	2
West Miami, Unknown	1
Whippany, Volusia	1
Vernon, Walton	1
Venezuela, Unknown	1
Windermere, Alachua	1
Winfield, Hillsborough	1
Winter Garden, Unknown	1
Winter Park, Brevard	1
Xifamk, Dade	1
Ocala, Duval	1

COVID-19: characteristics of 1,609,953 Florida resident cases

Data through Jan 22, 2021 verified as of Jan 23, 2021 at 09:25 AM

Data in this report are provisional and subject to change.

The table below includes the cities and counties of residence for cases in Florida residents based on the patient's ZIP Code. Note that city is not always received as part of the initial notification and may be missing while the case is being investigated.

City and county	Cases
Orem, Dade	1
Orlando, Citrus	1
Orlando, Collier	1
Orlando, Gadsden	1
Orlando, Hernando	1
Okeechobi, Unknown	1
North Porte, Unknown	1
Notrealville, Polk	1
Orlando, Walton	1
Oviedo, Lake	1
Orlando, St. Johns	1
Panomo City, Bay	1
Plantation, Leon	1
Pensacola, Dade	1
Pooler, Broward	1
Twentynine Palms, Broward	1
Surprise, Unknown	1
Syracuse, Unknown	1
Sarasota, Unknown	1
St Cloud, Orange	1
San Marcos, Unknown	1
Rye, Palm Beach	1
Saint Petersburg, Bay	1
Ridgewood, Lee	1
Roayl Palm Beach, Palm Beach	1
Roseville, Broward	1
Port St. Lucie, Unknown	1
Putnam, Putnam	1
El Dorado, Palm Beach	1
Dalecity, Okaloosa	1
Deerfield Beach, Polk	1
Crestview, Broward	1
Crystal River, Marion	1
Gainesville, Levy	1
Glen Cove, Unknown	1
Glen Saint Mary, Duval	1
Fellsmere, Brevard	1
Fleming Island, Duval	1
Florida City, Unknown	1
Cantonment, Santa Rosa	1
Clearwater, Leon	1
Bradenton, Lee	1
Canton, Duval	1
Callahan, Duval	1
Bogota, Unknown	1
Atlanta, Walton	1
Attalla, Broward	1
Auburn, Palm Beach	1
Autaugaville, Broward	1
Apopka, Volusia	1
Alachua, Suwannee	1
Alafaya, Broward	1
Alafaya, Pinellas	1
Jacksonville, Baker	1
Jacksonville, Marion	1
Irmo, Unknown	1
Key West, Palm Beach	1
Kilgore, Dade	1
Jupiter Inlet, Palm Beach	1

COVID-19: characteristics of 1,609,953 Florida resident cases

Data through Jan 22, 2021 verified as of Jan 23, 2021 at 09:25 AM

Data in this report are provisional and subject to change.

The table below includes the cities and counties of residence for cases in Florida residents based on the patient's ZIP Code. Note that city is not always received as part of the initial notification and may be missing while the case is being investigated.

City and county	Cases
Jzx, Unknown	1
Land O Lakes, Unknown	1
Landolakes, Unknown	1
Lawton, Okaloosa	1
Lima, Manatee	1
Lima, Volusia	1
Macclenny, Dixie	1
Madison, Jefferson	1
Maitland, Collier	1
Greensboro, Leon	1
Hampton, Alachua	1
Metter, Manatee	1
Lake Forest, Collier	1
Miamiardens, Unknown	1
Miamksaohes, Dade	1
Monument, Broward	1
Miami Dade, Unknown	1
Mokena, Lee	1
Morrisville, Palm Beach	1
North Brunswick, St. Lucie	1
North Lauderdale, Unknown	1
Marathon Shores, Monroe	1
Marco Island, Lee	1
Marianna, Leon	1
Marianna, Washington	1
Mary Esther, Hillsborough	1
Lake Worth, Unknown	1
Lecanto, Palm Beach	1
Littleton, St. Johns	1
Lake Como, Nassau	1
Lake In The Hills, Broward	1
Jupiter, Pinellas	1
Kansas City, Palm Beach	1
Indianapolis, Lee	1
Oviedo, Orange	1
Pace, Escambia	1
Painted Post, Pasco	1
Palatka, Marion	1
Newaygo, Charlotte	1
North Port, Charlotte	1
Milford, Bay	1
Los Angeles, Orange	1
Maitland, Palm Beach	1
Mattoon, Lee	1
Na, Dade	1
Naples, Leon	1
Naples, Unknown	1
Gwynn Oak, Polk	1
Fort Worth, Broward	1
Franklin, Orange	1
Gainesville, Santa Rosa	1
Delray Beach, Broward	1
Crescent City, Marion	1
Crestview, Unknown	1
Fort Pierce, Brevard	1
Addison, Pasco	1
Apopka, Citrus	1
Apopka, Hillsborough	1
Arabi, Orange	1

COVID-19: characteristics of 1,609,953 Florida resident cases

Data through Jan 22, 2021 verified as of Jan 23, 2021 at 09:25 AM

Data in this report are provisional and subject to change.

The table below includes the cities and counties of residence for cases in Florida residents based on the patient's ZIP Code. Note that city is not always received as part of the initial notification and may be missing while the case is being investigated.

City and county	Cases
At Large, Broward	1
Austin, Dade	1
Big Torch Key, Monroe	1
Black, Holmes	1
Boca Raton, Lee	1
Bonifay, Unknown	1
Bonnie, Dade	1
Bonnie, St. Johns	1
Apo, Collier	1
Brownsville, Escambia	1
Boys Ranch, Suwannee	1
Coal City, Pasco	1
Commerce Township, Manatee	1
Crawfordville, Alachua	1
Celebration, Orange	1
Chicago, Broward	1
Winter Springs, Polk	1
Youngstown, Washington	1
Winnetka, Dade	1
Winter Garden, Osceola	1
Winter Park, Duval	1
Winter Park, Palm Beach	1
Roswell, Bay	1
Ruskin, Dade	1
Ruskin, Manatee	1
Scottsdale, Brevard	1
Saint Petersburg, Duval	1
Saint Petersburg, Manatee	1
Pompano Beach, Dade	1
Pompano Beach, Osceola	1
Port Saint Lucie, Marion	1
Port St Luice, Unknown	1
Port Charlotte, Lee	1
Pembroke Pines, Unknown	1
Pensacola Naval Hospital, Escambia	1
Tavares, Unknown	1
Temple, Palm Beach	1
St Peterburg, Orange	1
Stiamk, Dade	1
Sun City Center, Lee	1
Surfside Beach, Orange	1
Wabasha, Clay	1
Unknown, Duval	1
Upland, Manatee	1
West Hollywood, Broward	1
Waverly, Duval	1
Weston, Unknown	1
Wildwood, Lee	1
West Palm Beach, Unknown	1
Brooklyn, Dade	1
Brooklyn, Lee	1
Caracas, Dade	1
Boston, Broward	1
Apopka, Clay	1
Asheville, Highlands	1
Astoria, Broward	1
Bartow, Hardee	1
Bay Harbor Islands, Unknown	1
Bel Air, Collier	1

COVID-19: characteristics of 1,609,953 Florida resident cases

Data through Jan 22, 2021 verified as of Jan 23, 2021 at 09:25 AM

Data in this report are provisional and subject to change.

The table below includes the cities and counties of residence for cases in Florida residents based on the patient's ZIP Code. Note that city is not always received as part of the initial notification and may be missing while the case is being investigated.

City and county	Cases
Alachua, Duval	1
Alpharetta, Broward	1
Carmel, Orange	1
Cedar Springs, Hernando	1
Chicago, Unknown	1
Coconut Ck, Unknown	1
Dallas, Hernando	1
Deltona, Seminole	1
Dearborn, Broward	1
Deer Park, Dade	1
Deerfield Beach, Unknown	1
Deland, Seminole	1
Downingtown, Hillsborough	1
Dpo, Santa Rosa	1
Fisher Island, Unknown	1
Fort Lauderdale, Leon	1
Fort Pierce, Palm Beach	1
Fort White, Clay	1
Garden City, Alachua	1
Gaylord, Orange	1
Gotcha, Orange	1
Greensburg, Palm Beach	1
Helen, Bay	1
Hallandale, Unknown	1
Hoclywsod, Dade	1
Hernando, Marion	1
Hialeah, Collier	1
Homeless, Hillsborough	1
Homeless, Monroe	1
Homeless, Pinellas	1
Lake Butler, Alachua	1
Kingsland, Nassau	1
Knoxville, Bay	1
Las Vegas, Palm Beach	1
Ldhl, Broward	1
Little Neck, Lee	1
Indian Rocks Beach, Duval	1
Key West, Duval	1
Keys West, Unknown	1
Inwood, Broward	1
Irvine, Marion	1
Istachatta, Hernando	1
Jefferson, Dade	1
Jonesboro, Leon	1
Jupiter, Dade	1
Jupiter, St. Lucie	1
Kenilworth, Leon	1
North Palm Beach, Orange	1
Northport, Sarasota	1
Oakland, Lee	1
Ocala, Pinellas	1
Milford, Lee	1
Micanopy, Marion	1
New Middletown, Hillsborough	1
Newberry, Marion	1
Longwood, Volusia	1
Mckinney, Broward	1
Miamc, Dade	1
Missing, Okeechobee	1

COVID-19: characteristics of 1,609,953 Florida resident cases

Data through Jan 22, 2021 verified as of Jan 23, 2021 at 09:25 AM

Data in this report are provisional and subject to change.

The table below includes the cities and counties of residence for cases in Florida residents based on the patient's ZIP Code. Note that city is not always received as part of the initial notification and may be missing while the case is being investigated.

City and county	Cases
Monroe Township, Palm Beach	1
Moore Haven, Okeechobee	1
Morrisville, Unknown	1
Winter Garden, Duval	1
Woodbine, Nassau	1
Yulee, St. Johns	1
Prattville, Hillsborough	1
Prestonsburg, Bay	1
Quincy, Jackson	1
Rapid City, Broward	1
Red Bay, Holmes	1
Russellville, Bay	1
Saint Cloud, Palm Beach	1
Saint Joseph, Volusia	1
Other, Dade	1
Palmetto Bay, Palm Beach	1
Piasa, Putnam	1
Palmetto, Pasco	1
Pass-A-Grille Beach, Pinellas	1
Pembroke Lakes, Broward	1
Waipahu, Santa Rosa	1
Ward, Polk	1
Wellborn, Columbia	1
West Aplm Beach, Palm Beach	1
West Yarmouth, St. Lucie	1
Suitland, Volusia	1
Sunbright, Palm Beach	1
Venetian Islands, Dade	1
San Antonio, Orange	1
Seminole, Leon	1
Shirley, Flagler	1
Syracuse, Polk	1
Tallahassee, Dade	1
Tamarac, Dade	1
Tampa, Unknown	1
Tavares, Orange	1
Topsham, Manatee	1
Town Of Nocatee, St. Johns	1
Unkn, Duval	1
Alva, Escambia	1
Arcadia, Highlands	1
Baker, Santa Rosa	1
Armstrong, St. Johns	1
Atl, Brevard	1
Belleville, Palm Beach	1
Belmont, Santa Rosa	1
Blountstown, Broward	1
Bronson, Alachua	1
Brooker, Alachua	1
Brandon, Pinellas	1
Bonita, Lee	1
Bocaraten, Palm Beach	1
Cincinnati, Dade	1
Champions Gate, Osceola	1
Dfafs, Okaloosa	1
Davie, Unknown	1
Dayton, Orange	1
Gainesville, Okaloosa	1
Floral, Okaloosa	1

COVID-19: characteristics of 1,609,953 Florida resident cases

Data through Jan 22, 2021 verified as of Jan 23, 2021 at 09:25 AM

Data in this report are provisional and subject to change.

The table below includes the cities and counties of residence for cases in Florida residents based on the patient's ZIP Code. Note that city is not always received as part of the initial notification and may be missing while the case is being investigated.

City and county	Cases
Edgewood, Broward	1
Elkton, Putnam	1
Middletown, Osceola	1
Mayaguez, Dade	1
Murrieta, Seminole	1
Missing, Osceola	1
Monroe, Hillsborough	1
Paducah, Manatee	1
Orlando, Jackson	1
North Laud, Unknown	1
Ocoee, Unknown	1
Oldsrav, Manatee	1
Interlachen, Duval	1
Hoosick Falls, Broward	1
Gibsonston, Unknown	1
Greenbrier, Bay	1
Hialeahgardens, Dade	1
Hiram, Leon	1
Longwood, Broward	1
Lucedale, St. Lucie	1
Macclenny, Duval	1
Mantua, Broward	1
Kure Beach, Monroe	1
Lakeland, Palm Beach	1
Windermere, Volusia	1
Wtixrat, Dade	1
Westlake Village, Unknown	1
Whites Creek, Leon	1
Watersound, Bay	1
University Of Central Florida, Lee	1
Ventura, Orange	1
Toms River, Lee	1
Tourist, Dade	1
Stuart, Palm Beach	1
Trenton, Dixie	1
Unknown, Unknown	1
Unk, Duval	1
Unknown Out Of Area, St. Lucie	1
Pensacola, Sumter	1
Perth Amboy, Hillsborough	1
Port Orange, Brevard	1
Powell, Lee	1
Puerto Rico, Unknown	1
Randolph, Orange	1
Saint Lucie Village, St. Lucie	1
Saint Augustine, Flagler	1
Seminole, Lee	1
Saint Petersburg, Charlotte	1
Sunrtise, Dade	1
Tallahassee, Gadsden	1
Tallahassee, Madison	1
Village Of Palm Springs, Palm Beach	1
Webster, Pasco	1
Westerville, Hillsborough	1
Winston Salem, Unknown	1
Winter Garden, Hillsborough	1
Wilbur By The Sea, Volusia	1
Willowbrook, Lee	1
Woodland Hills, Brevard	1

COVID-19: characteristics of 1,609,953 Florida resident cases

Data through Jan 22, 2021 verified as of Jan 23, 2021 at 09:25 AM

Data in this report are provisional and subject to change.

The table below includes the cities and counties of residence for cases in Florida residents based on the patient's ZIP Code. Note that city is not always received as part of the initial notification and may be missing while the case is being investigated.

City and county	Cases
Yulee, Duval	1
University Of Central Florida, Hillsborough	1
University Of Central Fl, Pasco	1
Union City, Bradford	1
Tampa, Manatee	1
Tangerine, Lake	1
Sanford, Palm Beach	1
Pompano Beach, Alachua	1
Republic, Monroe	1
Ridgewood, Broward	1
Riverview, Manatee	1
Roseland, Palm Beach	1
Steinhatchee, Alachua	1
Saint Teresa, Wakulla	1
San Diego, Unknown	1
Russellville, Hillsborough	1
Saint Augustine, Okaloosa	1
Oviedo, Leon	1
Palm City, Unknown	1
Porter Ranch, Dade	1
Raiford, Bradford	1
Ponte Vedra Beach, Orange	1
Port Saint Lucie, Broward	1
Port Saint Lucie, Indian River	1
N/A, Duval	1
Naples, Alachua	1
Old Town, Gilchrist	1
Ocala, Unknown	1
Opa Locka, Polk	1
Orem, Sarasota	1
Orem, Unknown	1
Bryn Mawr, Palm Beach	1
Camden Wyoming, Duval	1
Bear Grass, Palm Beach	1
Chipley, Holmes	1
Chattanooga, Dade	1
Altamonte, Orange	1
Alva, Collier	1
333, Unknown	1
Allentown, Putnam	1
Amelia Village, Nassau	1
Apple Creek, Citrus	1
Barefoot Beach, Lee	1
Azalea Park, Osceola	1
Aventura, Osceola	1
Fort Denaud, Glades	1
Fortlauderdale, Unknown	1
Ft Pierce, Unknown	1
Garland, Orange	1
Everett, Dade	1
Fl State Lot, Leon	1
El Paso, Unknown	1
Colorado Springs, Unknown	1
Conifer, Lee	1
Eatonville, Seminole	1
Destin, Unknown	1
Diamond, Highlands	1
Mary Esther, Escambia	1
Middleburg, Duval	1

COVID-19: characteristics of 1,609,953 Florida resident cases

Data through Jan 22, 2021 verified as of Jan 23, 2021 at 09:25 AM

Data in this report are provisional and subject to change.

The table below includes the cities and counties of residence for cases in Florida residents based on the patient's ZIP Code. Note that city is not always received as part of the initial notification and may be missing while the case is being investigated.

City and county	Cases
Midland, Osceola	1
Miami Garden, Unknown	1
Miami, Charlotte	1
Miami, Monroe	1
Miamii, Dade	1
Miamt, Dade	1
Lehigh Cares, Lee	1
Live Oak, Columbia	1
Loganville, Orange	1
Longwood, Orange	1
Lauderdale Hill, Unknown	1
Jeffersonville, Broward	1
Lake Mary, Lake	1
Knoxville, Escambia	1
Hickory, Lee	1
Homeless, Dade	1
Homer, Escambia	1
Hallandate Ben, Unknown	1
Felda, Palm Beach	1
Flagler Beach, Volusia	1
Flora, Lee	1
Export, Palm Beach	1
Fdsf, Unknown	1
Hialeah, Orange	1
Hilliard, Dade	1
Hollywood, Leon	1
Holt, Unknown	1
Homestead, Monroe	1
Humble, Broward	1
Havanna, Gadsden	1
Green, Clay	1
Greensburg, Orange	1
Greenville, Monroe	1
Gulf Shores, Escambia	1
Fruitland Park, Sumter	1
Fwb, Unknown	1
Gainesville, Marion	1
Gastonia, Polk	1
Geneva, Orange	1
Clermont, Unknown	1
Duke Field Air Force Station, Okaloosa	1
Columbia, Orange	1
Coral Gables, Unknown	1
Coral Springs, Unknown	1
Cornelius, Leon	1
Crestview, Dade	1
Dade City, Polk	1
Dania, Unknown	1
Darien, Pasco	1
Aspen, Palm Beach	1
Atlanta, Broward	1
Aurburndale, Polk	1
Aventura, Unknown	1
Azalea Park, Sarasota	1
Bartow, Unknown	1
Boca Rotan, Unknown	1
Bryn Mawr, Collier	1
Apalachicola, Leon	1
Naugatuck, Lee	1

COVID-19: characteristics of 1,609,953 Florida resident cases

Data through Jan 22, 2021 verified as of Jan 23, 2021 at 09:25 AM

Data in this report are provisional and subject to change.

The table below includes the cities and counties of residence for cases in Florida residents based on the patient's ZIP Code. Note that city is not always received as part of the initial notification and may be missing while the case is being investigated.

City and county	Cases
Myakka, Duval	1
North Little Rock, Palm Beach	1
New Vernon, Sarasota	1
New York, Broward	1
Missing, Taylor	1
Missing, Columbia	1
Orlando, Highlands	1
Ocoee, Broward	1
Ocoee, Polk	1
Opa Locka, Unknown	1
Orem, Nassau	1
Olando, Orange	1
Los Angeles, Polk	1
Lakewood, Unknown	1
Jan Phyl Village, Polk	1
Knoxville, Duval	1
Maitland, Unknown	1
Middleburg, Unknown	1
Minneapolis, Broward	1
Missing, Brevard	1
Melbourne, Orange	1
Miami Beach, Palm Beach	1
Miami Granders, Dade	1
South Otselic, Dade	1
Southampton, Palm Beach	1
Saint Petersburg, Dade	1
San Juan, Osceola	1
San Pedro Sula, Dade	1
Sandy, Duval	1
Richmond Heights, Dade	1
Riverview, Pinellas	1
Rochester, Lee	1
Rosemary Beach, Bay	1
Saint Cloud, Orange	1
Port Charlotte Fl, Unknown	1
Ponce, Orange	1
Plant City, Pinellas	1
Plantation, Unknown	1
Plant City, Hendry	1
Sumter Ville, Unknown	1
Tampa, Jackson	1
Tampa, Lee	1
Tinley Park, Lee	1
University Of Central Fl, Dade	1
Springhill, Unknown	1
Telluride, Lee	1
Windermere, Polk	1
Winter Park, Lake	1
Wayne, Dade	1
West Simsbury, Collier	1
Foley, Escambia	1
Deland, St. Lucie	1
Deltona, Orange	1
Fort Myers-, Lee	1
Fort Pierce, Unknown	1
Harrison, Pinellas	1
Granada Hills, Broward	1
Hailandale, Unknown	1
Homeless, Polk	1

COVID-19: characteristics of 1,609,953 Florida resident cases

Data through Jan 22, 2021 verified as of Jan 23, 2021 at 09:25 AM

Data in this report are provisional and subject to change.

The table below includes the cities and counties of residence for cases in Florida residents based on the patient's ZIP Code. Note that city is not always received as part of the initial notification and may be missing while the case is being investigated.

City and county	Cases
Homosassa, Hernando	1
Conway, Leon	1
Clermont, Volusia	1
Clewiston, Glades	1
Cypress, Leon	1
Davenport, Orange	1
Cartersville, Unknown	1
Altoona, Marion	1
Anaheim, Unknown	1
Athens, Duval	1
Bogota, Orange	1
Bradington, Manatee	1
Bronx, Palm Beach	1
New Orleans, Palm Beach	1
Newark, Broward	1
Newburgh, Bay	1
Navarre, Dade	1
Middlesburg, Duval	1
Miami Lakes, Unknown	1
Miami, Hillsborough	1
Macdill Air Force Base, Hillsborough	1
Marshall, Dade	1
Louisville, Manatee	1
Los Angeles Ca, Unknown	1
Lewisburg, Pasco	1
Littleton, Dade	1
Lake City, Hamilton	1
La Grange, Dade	1
Jerusalem, St. Johns	1
Saint Petersburg, St. Lucie	1
Saxis, Lee	1
Sebring, Lee	1
Saint Johns, Unknown	1
Rye, Duval	1
Rex, Duval	1
Sun City Center, Hardee	1
Spring Hill , Hernando	1
Starke, Clay	1
Stone Mountain, Palm Beach	1
Tulsa, Orange	1
Tiffin, Highlands	1
Tallahassee, Duval	1
Tampa, Palm Beach	1
Tavares, Marion	1
Parker, Dade	1
Peoria, Unknown	1
Palm Coast, Polk	1
Pacifica, Dade	1
Port Everglades, Broward	1
Plantation, Orange	1
Oviedo, Brevard	1
Orlando, Sarasota	1
Orlando, Columbia	1
Orlando, Indian River	1
Orem, Broward	1
Oooooo, Unknown	1
Ocoee, Osceola	1
Okeechobee, Broward	1
North Pole, Seminole	1

COVID-19: characteristics of 1,609,953 Florida resident cases

Data through Jan 22, 2021 verified as of Jan 23, 2021 at 09:25 AM

Data in this report are provisional and subject to change.

The table below includes the cities and counties of residence for cases in Florida residents based on the patient's ZIP Code. Note that city is not always received as part of the initial notification and may be missing while the case is being investigated.

City and county	Cases
North Port, Lee	1
Winter Garden, Broward	1
Vernon, Unknown	1
Winter Park, Broward	1
Winter Park, Indian River	1
Winter Park, Lee	1
Zolfo Springs, Polk	1
Winter Park, St. Johns	1
Winter Garden, Pinellas	1
Washington, Unknown	1
Wekiva Springs, Seminole	1
Winder Garden, Orange	1
Windermere, Leon	1
Windermere, Osceola	1
West Villages, Sarasota	1
Westbrook, Dade	1
Wichita, Volusia	1
Fanning Springs, Levy	1
Estero, Collier	1
Deland, Polk	1
Cumberland, Palm Beach	1
Dade City, Hillsborough	1
Dallas, Lee	1
De Leon Springs, Putnam	1
Clear Brook, Lee	1
Crestview, Holmes	1
Columbus, Brevard	1
Cookeville, Seminole	1
Buffalo, Palm Beach	1
Bryant, Alachua	1
Carol Stream, Orange	1
Charlotte, Pasco	1
Apopka, Flagler	1
99, Unknown	1
Alanson, Bay	1
Aollywoss, Dade	1
Boca Raton, Unknown	1
Bohealia, Lee	1
Blowing Rock, Polk	1
Gilmer, Dade	1
Haverford, Hillsborough	1
Herrin, Orange	1
Jamaica, Broward	1
Lawrence Township, Palm Beach	1
Las Vegas, Orange	1
Lake Placid, Alachua	1
Lander, Citrus	1
Kingsland, Duval	1
Kissimmee, Brevard	1
Marshall, Palm Beach	1
New Richmond, Volusia	1
Oakland, Leon	1
Okeechobee, St. Lucie	1
North Canton, Palm Beach	1
Lemoyne, Manatee	1
Magnolia Square, Osceola	1
Maitland, Alachua	1
Melrose, Alachua	1
Miamf, Dade	1

COVID-19: characteristics of 1,609,953 Florida resident cases

Data through Jan 22, 2021 verified as of Jan 23, 2021 at 09:25 AM

Data in this report are provisional and subject to change.

The table below includes the cities and counties of residence for cases in Florida residents based on the patient's ZIP Code. Note that city is not always received as part of the initial notification and may be missing while the case is being investigated.

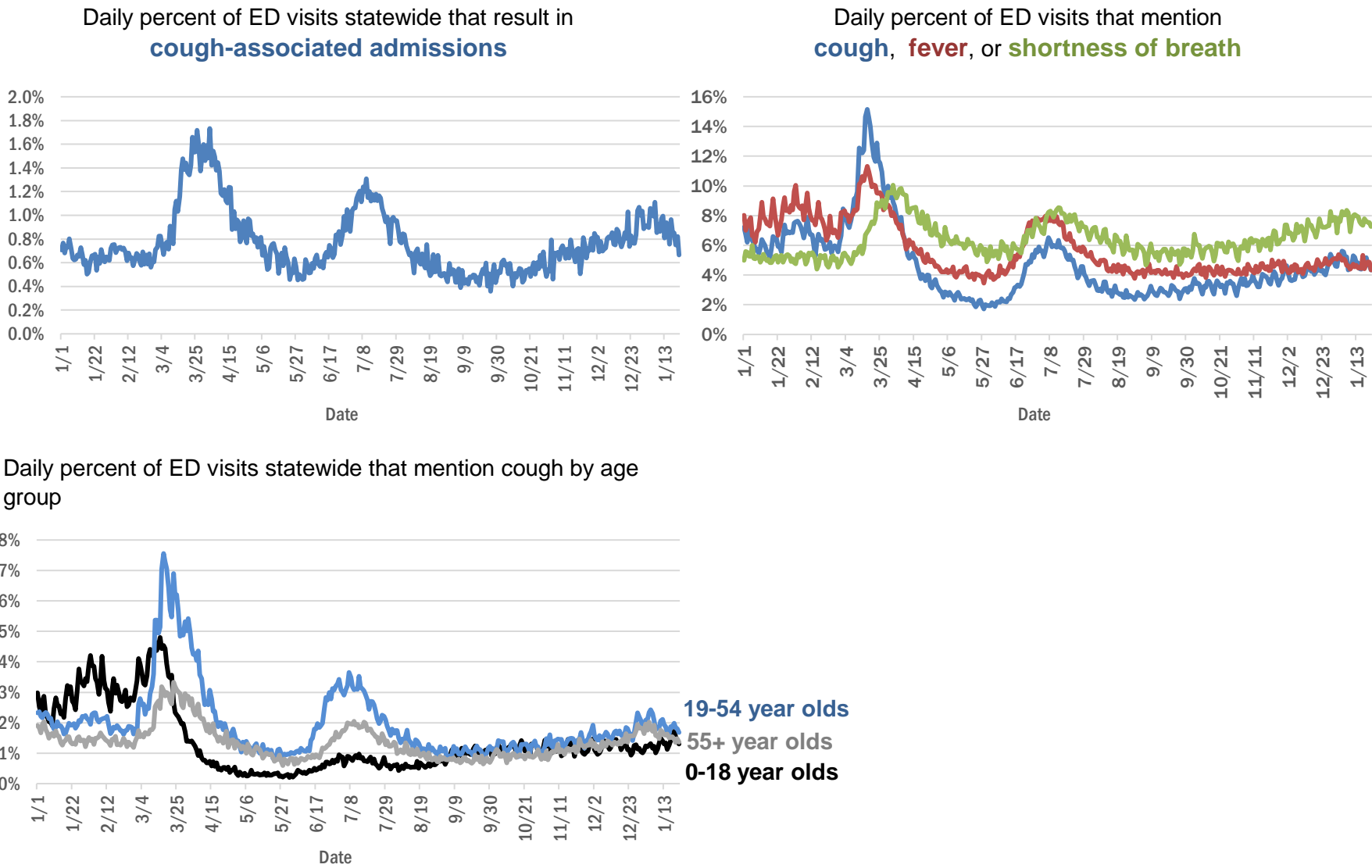
City and county	Cases
Miami G, Dade	1
Miami Shores, Broward	1
Miami, Collier	1
Marianna, Calhoun	1
Winter Park, Osceola	1
Wood River, Polk	1
Worcester, Palm Beach	1
Opalocka, Dade	1
Orlando, Union	1
Ovido, Seminole	1
Oxford, Palm Beach	1
Palm Coast, Duval	1
Perry, Leon	1
Palm Springs North, Dade	1
Shannon, Collier	1
Soldotna, Broward	1
Saint Cloud, Lee	1
Saint Johns, Orange	1
San Antonio, Sarasota	1
San Antonio, Unknown	1
Sanford, Volusia	1
Provincetown, Collier	1
Rio Dell, Volusia	1
Tewksbury, Orange	1
Tangerine, Seminole	1
South Burlington, Orange	1
Steinhatchee, Madison	1
Weston, Dade	1
Wheaton, Lee	1
Winter Park, Alachua	1
Wesley Chapel, Alachua	1
Virginia Beach, Hernando	1
Waco, Broward	1
University Of Central Florida, Monroe	1
Toms River, Dade	1
Total	1,609,953

COVID-19: additional surveillance information

Data through Jan 22, 2021 verified as of Jan 23, 2021 at 09:25 AM

Data in this report are provisional and subject to change.

Statewide emergency department (ED) chief complaint and admission data



The Electronic Surveillance System for the Early Notification of Community-Based Epidemics (ESSENCE-FL) includes chief complaint data from 211 of 211 Florida EDs. Data are transmitted electronically to ESSENCE-FL daily or hourly.

COVID-19: testing by laboratory

Data through Jan 22, 2021 verified as of Jan 23, 2021 at 09:25 AM

Data in this report are provisional and subject to change.

The numbers in the table below represent the number of Florida and non-Florida residents for whom test results were received by the Department of Health. A person can be tested by more than one laboratory and can have both positive and negative results. **Therefore, the sum of the numbers in each column will be larger than the total number of people tested.**

Reporting lab	Inconclusive	Negative	Positive	Percent positive	Total
LABORATORY CORPORATION OF AMERICA	2,335	1,448,238	196,444	12%	1,647,017
QUEST DIAGNOSTICS	10,698	1,258,830	185,211	13%	1,454,739
CURATIVE LABS	11,840	1,213,246	178,817	13%	1,403,903
BIO REFERENCE LABORATORIES, INC	7,408	846,509	161,497	16%	1,015,414
HELIX	5,987	460,985	79,916	15%	546,888
GENETWORX	661	390,606	32,942	8%	424,209
REALTOX LABS LLC	3,915	352,633	56,354	14%	412,902
CDR MAGUIRE - HEALTH CARE CENTER		338,628	51,521	13%	390,149
RCA LABORATORY SERVICES, LLC		296,407	30,220	9%	326,627
NOMI_HEALTH	1,427	257,035	38,801	13%	297,263
EAST FLORIDA STATE COLLEGE - BREVARD		212,889	26,986	11%	239,875
IMPACT HEALTH BIOMETRIC TESTING, INC	1,003	193,989	22,144	10%	217,136
REAL DIAGNOSTICS	1,302	178,496	24,673	12%	204,471
NOMI HEALTH LAB SERVICES		172,665	19,659	10%	192,324
BPHL-JACKSONVILLE	18	143,573	25,778	15%	169,369
MAKO GENOMICS	6,796	127,334	22,760	15%	156,890
ELABNETWORK	1,058	135,628	11,514	8%	148,200
ADVENTHEALTH LAB	99	130,055	16,488	11%	146,642
MAYO CLINIC LABORATORIES	319	124,897	15,954	11%	141,170
FULGENT DIAGNOSTICS LABORATORY	2,372	115,411	12,557	10%	130,340
NORTHWEST LABORATORY	246	121,036	6,471	5%	127,753
BAYCARE LABORATORIES LLC	529	114,937	10,448	8%	125,914
PWNHEALTH	599	109,860	14,628	12%	125,087
BPHL-MIAMI	225	103,610	17,612	15%	121,447
MEMORIAL REGIONAL HOSPITAL SOUTH	23	99,280	20,370	17%	119,673
ASCENSION SACRED HEART HOSPITAL - PENSACOLA	2	101,496	15,871	14%	117,369
ADVENT HEALTH LAB	112	101,260	13,957	12%	115,329
BIOCOLLECTIONS WORLDWIDE, INC	705	101,693	12,844	11%	115,242
MEDICAL DIAGNOSTIC LABORATORIES	973	98,483	14,205	12%	113,661
ORLANDO HEALTH SYSTEM	651	98,252	10,275	9%	109,178
KORVALABS, INC	1,285	91,297	4,686	5%	97,268
UF HEALTH MEDICAL LAB	33	87,702	7,806	8%	95,541
BPHL-TAMPA (SPECTRUM BLVD)	45	77,362	14,535	16%	91,942
AKESOGEN		74,576	14,014	16%	88,590
TAMPA GENERAL HOSPITAL	4	80,434	7,661	9%	88,099
TESTING MATTERS INC	293	75,478	12,043	14%	87,814
SUNPATH MEDICAL DIAGNOSTICS LABORATORY	759	74,448	11,500	13%	86,707
REAL DIAGNOSITICS	566	74,446	11,115	13%	86,127
DIATHERIX LABORATORIES		74,384	11,316	13%	85,700
BAPTIST HEALTH SOUTH FLORIDA	305	65,236	10,495	14%	76,036
ASCENSION ST VINCENT'S - RIVERSIDE	1	60,301	8,858	13%	69,160
JACKSON MEMORIAL HOSPITAL CLINICAL LAB	79	53,630	10,062	16%	63,771
LAKELAND REGIONAL MEDICAL CENTER	129	54,711	7,274	12%	62,114
CB SMITH PARK		53,467	7,283	12%	60,750
SOUTH MIAMI HOSPITAL LAB	302	52,281	7,713	13%	60,296
UF HEALTH SHANDS HOSPITAL	388	53,142	3,930	7%	57,460
AEGIS SCIENCES CORPORATION	400	45,786	8,532	16%	54,718

COVID-19: testing by laboratory

Data through Jan 22, 2021 verified as of Jan 23, 2021 at 09:25 AM

Data in this report are provisional and subject to change.

The numbers in the table below represent the number of Florida and non-Florida residents for whom test results were received by the Department of Health. A person can be tested by more than one laboratory and can have both positive and negative results. **Therefore, the sum of the numbers in each column will be larger than the total number of people tested.**

Reporting lab	Inconclusive	Negative	Positive	Percent positive	Total
AIT LABORATORIES		47,497	5,814	11%	53,311
ARUP LABORATORIES	16	50,024	2,916	6%	52,956
AMERICAN HEALTH ASSOCIATES	9	46,979	3,574	7%	50,562
INGENIOUS PERSONALIZED MEDICINE	157	39,584	8,239	17%	47,980
APPLIED INGENUITY DIAGNOSTICS LLC		44,453	2,007	4%	46,460
VIRACOR EUROFINs		35,279	9,777	22%	45,056
TALLAHASSEE MEMORIAL HOSPITAL	219	38,934	4,892	11%	44,045
BAPTIST HEALTH - JACKSONVILLE	4	40,509	3,309	8%	43,822
GENESIS REFERENCE LABORATORIES		35,482	4,169	11%	39,651
SARASOTA MEMORIAL HOSPITAL MAIN LAB	12	34,256	3,153	8%	37,421
ORANGE COUNTY CONVENTION CENTER		33,330	3,673	10%	37,003
BROWARD GENERAL MEDICAL CENTER-CLINICAL LAB	2	32,968	3,513	10%	36,483
MILLENNIUM PHYSICIAN GROUP	17	30,434	5,797	16%	36,248
MIAMI DADE COUNTY		32,093	3,528	10%	35,621
LEE HEALTH - CAPE CORAL HOSPITAL	3	30,331	5,099	14%	35,433
FLORIDA HOSPITAL - TAMPA	37	31,498	2,799	8%	34,334
NICKLAUS CHILDREN'S HOSPITAL	61	29,744	4,421	13%	34,226
UNIVERSITY OF MIAMI HOSPITAL	32	30,773	3,263	10%	34,068
WALGREENS	32	28,612	5,281	16%	33,925
UF HEALTH JACKSONVILLE	47	29,129	3,419	10%	32,595
ECCO LAB GROUP CO	467	26,867	4,368	14%	31,702
ADVENTIST HEALTH SYSTEMS SUNBELT INC DBA		27,877	2,997	10%	30,874
DWIC OF TAMPA BAY INC		26,619	2,892	10%	29,511
NORTH FLORIDA REGIONAL MEDICAL CENTER		24,129	2,997	11%	27,126
ST JOSEPHS HOSPITAL LABORATORY	23	23,411	3,129	12%	26,563
MOUNT SINAI MEDICAL CENTER	9	23,793	2,587	10%	26,389
JUPITER MEDICAL CENTER LAB	72	24,010	2,293	9%	26,375
BRANDON REGIONAL HOSPITAL		22,938	3,122	12%	26,060
PALMETTO GENERAL HOSPITAL LAB	3	19,891	4,176	17%	24,070
JFK MEDICAL CENTER LAB	1	21,034	2,760	12%	23,795
ACCESS DX LABORATORY	210	20,628	2,028	9%	22,866
STS LAB 2 LLC	6	21,079	1,090	5%	22,175
STATLAB_MOBILE	1	19,887	2,004	9%	21,892
INTEGRATED REGIONAL LABORATORIES LLP	1	18,589	3,096	14%	21,686
WATSON CLINIC LLP		17,483	4,063	19%	21,546
NAPLES COMMUNITY HOSPITAL	67	18,796	1,939	9%	20,802
AVENTUS BIO LABS	16	17,969	2,656	13%	20,641
ADVENT HEALTH - DAYTONA BEACH	32	18,890	1,581	8%	20,503
PANCARE OF FLORIDA INC		18,294	2,151	11%	20,445
HOLY CROSS HOSPITAL CLINICAL LAB	1	18,753	1,662	8%	20,416
LAB DIAGNOSTICS LLC	383	14,597	5,260	26%	20,240
MEDFAST URGENT CARE CENTERS, LLC	10	17,415	2,771	14%	20,196
MORTON PLANT HOSPITAL-ADLER INSTITUTE	26	18,021	2,111	10%	20,158
HEALTHLINK DIAGNOSTIC LABORATORIES	259	17,753	2,035	10%	20,047

COVID-19: testing by laboratory

Data through Jan 22, 2021 verified as of Jan 23, 2021 at 09:25 AM

Data in this report are provisional and subject to change.

The numbers in the table below represent the number of Florida and non-Florida residents for whom test results were received by the Department of Health. A person can be tested by more than one laboratory and can have both positive and negative results. **Therefore, the sum of the numbers in each column will be larger than the total number of people tested.**

Reporting lab	Inconclusive	Negative	Positive	Percent positive	Total
EXACT SCIENCES LABORATORIES		17,649	2,230	11%	19,879
INFINITY BIOLOGIX LLC	54	18,711	813	4%	19,578
PATIENTS FIRST LAKE ELLA MEDICAL CENTER PA		16,351	3,039	16%	19,390
DRS CLACK SPENCER WHITE & MCCORMACK PA D/B/A		17,255	1,820	10%	19,075
SAINT MARY'S MEDICAL CENTER	22	16,582	1,950	11%	18,554
NIGHT LITE PEDIATRIC CENTER LLC		16,372	2,048	11%	18,420
MINUTECLINIC LLC		15,230	2,973	16%	18,203
GENESIS MEDICAL LABORATORY	206	14,882	2,934	16%	18,022
AHALABS		16,356	1,172	7%	17,528
HEALTH CENTER AT SINAI RESIDENCES		16,932	506	3%	17,438
BIOCERNA LABS	461	14,582	2,112	12%	17,155
WELLINGTON REGIONAL MED CTR LAB	6	14,407	1,787	11%	16,200
MALABAR MEDICAL WALK IN CLINIC		13,683	2,482	15%	16,165
UNITED CLINICAL LABORATORY LLC	2	14,138	1,992	12%	16,132
LEESBURG REGIONAL MEDICAL CENTER		13,906	1,890	12%	15,796
BAYFRONT HEALTH - ST PETERSBURG	17	13,465	2,159	14%	15,641
OSCEOLA REGIONAL MEDICAL CENTER	1	13,588	2,011	13%	15,600
CLEVELAND CLINIC HOSPITAL LAB	4	13,577	1,911	12%	15,492
HOMESTEAD HOSPITAL CLINICAL LABORATORY	26	12,364	2,648	18%	15,038
MEMORIAL HOSPITAL JACKSONVILLE	8	12,465	2,461	16%	14,934
INDIAN RIVER MEDICAL CENTER LAB		13,669	851	6%	14,520
CLEVELAND CLINIC TRADITION HOSPITAL		13,007	992	7%	13,999
ORANGE PARK MEDICAL CENTER	9	11,530	2,380	17%	13,919
NORTHWEST MEDICAL CENTER	1	12,112	1,704	12%	13,817
VISTA CLINICAL DIAGNOSTICS	426	11,641	1,366	10%	13,433
PRIVA PATH LABS	63	12,560	809	6%	13,432
BETHESDA HOSPITAL EAST		12,158	1,196	9%	13,354
DELRAY MEDICAL CENTER LAB	3	11,972	1,350	10%	13,325
WEST KENDALL BAPTIST HOSPITAL	10	10,717	2,568	19%	13,295
OAK HILL HOSPITAL		11,766	1,480	11%	13,246
MEMORIAL REGIONAL HOSPITAL CLINICAL LABORATORY	10	12,357	853	6%	13,220
INDIAN RIVER PATHOLOGY LLC		12,094	1,112	8%	13,206
LEE HEALTH - LEE MEMORIAL HOSPITAL		9,722	3,347	26%	13,069
ACCESS MEDICAL LABORATORIES	4	6,608	6,374	49%	12,986
LAWNWOOD REGIONAL MEDICAL CENTER	1	11,152	1,778	14%	12,931
BAPTIST HEALTHCARE - BAPTIST HOSPITAL	5	9,905	2,697	21%	12,607
BAPTIST HEALTH - SOUTH		11,551	1,015	8%	12,566
CLARITY LAB SOLUTIONS	74	10,976	1,407	11%	12,457
LARGO MEDICAL CENTER		10,965	1,392	11%	12,357
WINTER HAVEN HOSPITAL CLINICAL LABORATORY	4	10,442	1,871	15%	12,317
UHEALTH CORAL GABLES/LENNAR MED CTR	3	11,513	634	5%	12,150
LAKE CITY HM		11,147	988	8%	12,135
FLORIDA HOSPITAL WATERMAN LABORATORY	70	10,997	859	7%	11,926
ST ANTHONY'S HOSPITAL LAB	30	10,487	1,347	11%	11,864
NONA SCIENTIFIC	5	8,824	2,953	25%	11,782

COVID-19: testing by laboratory

Data through Jan 22, 2021 verified as of Jan 23, 2021 at 09:25 AM

Data in this report are provisional and subject to change.

The numbers in the table below represent the number of Florida and non-Florida residents for whom test results were received by the Department of Health. A person can be tested by more than one laboratory and can have both positive and negative results. **Therefore, the sum of the numbers in each column will be larger than the total number of people tested.**

Reporting lab	Inconclusive	Negative	Positive	Percent positive	Total
BINAXNOW	9	9,015	2,686	23%	11,710
ST MARKS HOSPITAL LABORATORY B	78	10,627	1,002	9%	11,707
CARDIOPATH	84	10,054	1,506	13%	11,644
WEST FLORIDA HOSPITAL LAB		9,033	2,598	22%	11,631
GOOD SAMARITAN MEDICAL CENTER LAB	2	10,010	1,500	13%	11,512
PWN HEALTH	17	9,430	2,055	18%	11,502
WESTSIDE REGIONAL MED CTR	2	9,794	1,664	15%	11,460
PALMS WEST HOSPITAL LAB	2	9,619	1,632	15%	11,253
MEDICAL CENTER OF TRINITY CLINICAL LABORATORY	2	10,009	1,227	11%	11,238
MERCY HOSPITAL A CAMPUS OF PLANTATION GEN HOSP LAB	1	9,294	1,816	16%	11,111
GULF COAST MEDICAL CENTER MICROLAB		8,585	2,440	22%	11,025
ST JOSEPHS HOSPITAL	18	9,424	1,385	13%	10,827
REGIONAL MEDCIAL CENTER BAYONET POINT	2	9,940	866	8%	10,808
THE HEALTHCARE DISTRICT OF PALM BEACH COUNTY	40	9,403	1,329	12%	10,772
THE VILLAGES REGIONAL HOSPITAL		9,568	1,056	10%	10,624
CAPITAL REGIONAL MEDICAL CTR		8,434	2,149	20%	10,583
LARKIN COMMUNITY HOSPITAL	10	9,066	1,408	13%	10,484
COAST DIAGNOSTICS LLC	44	9,384	1,025	10%	10,453
LARKIN COMMUNITY HOSPITAL INC DBA CARDIOTROPIC		6,820	3,621	35%	10,441
CORAL GABLES HOSPITAL CLINICAL LABORATORY		8,660	1,694	16%	10,354
AVENTURA HOSPITAL LAB		8,349	1,951	19%	10,300
HALIFAX MEDICAL CENTER LAB	35	8,744	1,519	15%	10,298
MEASE COUNTRYSIDE LAB	14	9,182	1,064	10%	10,260
GENOVA DIAGNOSTICS LABORATORY	45	9,334	861	8%	10,240
ADVENTHEALTH CENTRA CARE LAKE BUENA VISTA		9,165	1,008	10%	10,173
WEST BOCA MEDICAL CENTER LAB		9,386	762	8%	10,148
FLORIDA LABORATORY ANALYSIS		8,867	1,212	12%	10,079
BLAKE MEDICAL CENTER		8,737	1,297	13%	10,034
MANATEE MEMORIAL HOSPITAL		9,131	840	8%	9,971
PATHNOSTICS	40	7,654	2,202	22%	9,896
LEE HEALTH - HEALTH PARK MEDICAL CENTER		8,214	1,672	17%	9,886
SRQ DRIVE THROUGH		8,944	905	9%	9,849
PALM BEACH GARDENS MEDICAL CTR LAB		8,849	954	10%	9,803
NEMOURS CHILDRENS HOSPITAL	1	9,088	541	6%	9,630
PALM BEACH BALL PARK		8,605	1,002	10%	9,607
BAPTIST HEALTH SOUTH FLORIDA - WEST KENDALL URGENT CARE		8,041	1,554	16%	9,595
AVECINA	17	8,858	682	7%	9,557
FLORIDA HOSPITAL HEARTLAND MED CTR CLINICAL LAB	33	8,123	1,235	13%	9,391
LAKE CITY MEDICAL CENTER		7,281	2,015	22%	9,296
ADVENT HEALTH - WESLEY CHAPEL	14	8,405	873	9%	9,292
BOSTON HEART DIAGNOSTICS CORP		8,016	1,187	13%	9,203
P4 CLINICAL, LLC	190	8,015	895	10%	9,100
DOCTORS HOSPITAL	7	7,401	1,475	17%	8,883
AVECINA MEDICAL	4	6,171	2,676	30%	8,851
LABSTAT LLC	3	8,370	407	5%	8,780
PLANTATION GENERAL HOSPITAL		7,297	1,332	15%	8,629
VIKOR SCIENTIFIC	23	6,954	1,537	18%	8,514

COVID-19: testing by laboratory

Data through Jan 22, 2021 verified as of Jan 23, 2021 at 09:25 AM

Data in this report are provisional and subject to change.

The numbers in the table below represent the number of Florida and non-Florida residents for whom test results were received by the Department of Health. A person can be tested by more than one laboratory and can have both positive and negative results. **Therefore, the sum of the numbers in each column will be larger than the total number of people tested.**

Reporting lab	Inconclusive	Negative	Positive	Percent positive	Total
FLORIDA MEDICAL CENTER - A CAMPUS OF NORTH SHORE	2	7,464	1,010	12%	8,476
LEON MEDICAL CENTERS LLC		6,512	1,842	22%	8,354
AVECINA MEDICAL OAKLEAF	3	6,977	1,330	16%	8,310
NORTHSIDE HOSPITAL AND HEART INSTITUTE		7,446	849	10%	8,295
CORAL SPRINGS MED CTR		7,485	801	10%	8,286
PRECISION HEALTH RESOURCES LLC		7,762	513	6%	8,275
CENTRAL FLORIDA REGIONAL HOSPITAL		7,396	851	10%	8,247
INFORM DIAGNOSTICS, INC		7,742	466	6%	8,208
AMERICAN FAMILY CARE		4,259	3,813	47%	8,072
FLORIDA HOSPITAL DELAND	10	7,010	1,043	13%	8,063
FLORIDA HOSPITAL FLAGLER	29	7,332	650	8%	8,011
ALL CHILDREN'S HOSPITAL		7,334	535	7%	7,869
NORTH SHORE MEDICAL CENTER		6,398	1,305	17%	7,703
BROWARD HEALTH NORTH CLINICAL LABORATORY		6,760	863	11%	7,623
EXPRESS GENE MOLECULAR DIAGNOSTICS LABORATORY		6,349	1,248	16%	7,597
NCH NORTH NAPLES HOSPITAL LAB	15	6,733	829	11%	7,577
FLORIDA HOSPITAL ZEPHYRHILLS	10	6,789	769	10%	7,568
OCALA REGIONAL MEDICAL CENTER		6,583	984	13%	7,567
FLORIDA HOSPITAL OF CARROLLWOOD	23	6,378	1,031	14%	7,432
BAPTIST HEALTH SOUTH FLORIDA - COUNTRY WALK URGENT CARE		6,144	1,275	17%	7,419
SARKIS CLINICAL TRIALS	20	6,425	959	13%	7,404
WEST PALM HOSPITAL LAB		6,770	599	8%	7,369
KD MEDICAL CHOICE LLC	1	6,643	698	10%	7,342
SOUTH BAY HOSPITAL CLINICAL LAB		6,555	782	11%	7,337
LEE HEALTH - GULF COAST MEDICAL CENTER	2	5,833	1,486	20%	7,321
MEDARBOR DIAGNOSTICS	1	6,067	1,070	15%	7,138
CLEVELAND CLINIC MARTIN SOUTH HOSPITAL	1	6,372	745	10%	7,118
BAPTIST HEALTH - BEACHES		6,398	557	8%	6,955
MEMORIAL HOSPITAL WEST LABORATORY SERVICES	14	6,240	647	9%	6,901
NCF DIAGNOSTICS & DNA TECHNOLOGIES LAB	115	6,339	383	6%	6,837
LUMINUS DIAGNOSTICS		6,234	548	8%	6,782
ISPM LABS, LLC DBA CAPSTONE DIAGNOSTICS, LLC		6,352	341	5%	6,693
CernerELR_Advent		5,768	920	14%	6,688
BAYCARE COMMUNITY HEALTH		6,485	171	3%	6,656
POINCIANA MEDICAL CENTER		5,095	1,490	23%	6,585
VISTA CLINICAL	8	3,832	2,706	41%	6,546
BAPTIST HEALTH SOUTH FLORIDA - MIAMI LAKES URGENT CARE		5,121	1,415	22%	6,536
MORTON PLANT-MEASE	5	5,892	595	9%	6,492
FULGENT DIAGNOSTICS	101	5,909	464	7%	6,474
NATIONWIDE LABORATORY SERVICES INC	216	5,333	915	14%	6,464
ARCPOINT LABS OF FORT MYERS	4	5,638	813	13%	6,455
MEMORIAL HOSPITAL MICRO		5,994	460	7%	6,454
WEST MARION COMMUNITY HOSPITAL LAB		5,408	1,045	16%	6,453
MEDEXPRESS URGENT CARE	2	4,339	2,047	32%	6,388
ANNE BATES LEACH EYE HOSPITAL/ ABLEH MICROBIOLOGY LABORATORY		6,245	95	1%	6,340
LAKEWOOD RANCH MEDICAL CENTER		5,754	495	8%	6,249
CLEVELAND CLINIC MARTIN NORTH HOSPITAL		5,514	733	12%	6,247

COVID-19: testing by laboratory

Data through Jan 22, 2021 verified as of Jan 23, 2021 at 09:25 AM

Data in this report are provisional and subject to change.

The numbers in the table below represent the number of Florida and non-Florida residents for whom test results were received by the Department of Health. A person can be tested by more than one laboratory and can have both positive and negative results. **Therefore, the sum of the numbers in each column will be larger than the total number of people tested.**

Reporting lab	Inconclusive	Negative	Positive	Percent positive	Total
FLORIDA HOSPITAL FISH MEMORIAL	19	5,277	887	14%	6,183
ST LUCIE MEDICAL CENTER		4,907	1,218	20%	6,125
SANTA ROSA MEDICAL CENTER		4,908	1,143	19%	6,051
H LEE MOFFITT CANCER CENTER LABORATORY	1	5,774	173	3%	5,948
BAPTIST HEALTH SOUTH FLORIDA - WESTCHESTER URGENT CARE		4,801	1,087	18%	5,888
AVERO DIAGNOSTICS - IRVING	7	5,430	411	7%	5,848
ST JOSEPHS NORTH HOSPITAL LAB	7	4,969	775	13%	5,751
UNKNOWN	3	3,134	2,585	45%	5,722
BAPTIST HEALTH SOUTH FLORIDA - DORAL URGENT CARE		4,524	1,155	20%	5,679
HIALEAH HOSPITAL	4	4,404	1,260	22%	5,668
BAYFRONT HEALTH - VENICE REGIONAL MEDICAL	1	5,167	483	9%	5,651
OVIEDO MEDICAL CENTER		4,949	576	10%	5,525
SYNERGY LABORATORIES	7	4,793	692	13%	5,492
IMPERIAL POINT MEDICAL CENTER		5,026	456	8%	5,482
ADVENTHEALTH CENTRA CARE WINTER GARDEN	1	4,906	575	10%	5,482
FLORIDA HOSPITAL OCALA		4,777	674	12%	5,451
GENE BY GENE, GENOMICS RESEARCH CENTER LAB	41	5,146	263	5%	5,450
BAPTIST HEALTH - NASSAU		5,141	295	5%	5,436
ADVENTHEALTH CENTRA CARE WINTER PARK		4,918	449	8%	5,367
TROPICANA FIELD - LOT 2	19	4,837	473	9%	5,329
HOLIDAY CVS LLC		5,059	235	4%	5,294
MARTIN HOSPITAL SOUTH LAB		4,966	282	5%	5,248
MEDRITE MEDICAL CARE, PC	2,467	2,477	293	6%	5,237
SUNRISE MEDICAL LABORATORIES	2	4,866	346	7%	5,214
FORT WALTON BEACH MEDICAL CENTER		4,392	769	15%	5,161
ADVENTHEALTH CENTRA CARE ST CLOUD		4,490	669	13%	5,159
ADVENTHEALTH CENTRA CARE DR PHILLIPS		4,720	426	8%	5,146
ADVENTHEALTH CENTRA CARE UNIVERSITY		4,667	467	9%	5,134
ST PETERSBURG GENERAL HOSPITAL		4,304	822	16%	5,126
SYNERGY DIAGNOSTIC LABORATORY	85	4,476	529	10%	5,090
TRINITY SPRINGS		4,357	729	14%	5,086
SOLARIS DIAGNOSTICS	8	4,530	521	10%	5,059
ADVENTHEALTH CENTRA CARE HUNTERS CREEK		4,407	644	13%	5,051
BAPTIST HEALTH SOUTH FLORIDA - PEMBROKE PINES URGENT CARE		4,193	812	16%	5,005
SOUTH FLORIDA BAPTIST HOSPITAL MICRO	4	4,231	769	15%	5,004
ADVENTHEALTH CENTRA CARE WATERFORD LAKES		4,275	646	13%	4,921
FLORIDA HOSPITAL NORTH PINELLAS	11	4,447	394	8%	4,852
BAYFRONT HEALTH - PORT CHARLOTTE		4,380	404	8%	4,784
ADVENTHEALTH CENTRA CARE LAKELAND	1	4,130	611	13%	4,742
BAPTIST HEALTH SOUTH FLORIDA - CORAL SPRINGS URGENT CARE		4,037	657	14%	4,694
ATLANTIS URGENT CARE	1	3,310	1,378	29%	4,689
COMMUNITY HEALTH CENTERS OF PINELLAS INC		3,715	967	21%	4,682
HEALTHQUEST ESOTERICS		3,508	1,149	25%	4,657
ADVENTHEALTH CENTRA CARE CLERMONT		4,158	497	11%	4,655
ADVENTHEALTH CENTRA CARE LEE ROAD		4,172	425	9%	4,597
NIGHT LITE PEDIATRICS	4	3,336	1,240	27%	4,580
DOCTORS URGENT CARE LLC	1	3,729	847	19%	4,577

COVID-19: testing by laboratory

Data through Jan 22, 2021 verified as of Jan 23, 2021 at 09:25 AM

Data in this report are provisional and subject to change.

The numbers in the table below represent the number of Florida and non-Florida residents for whom test results were received by the Department of Health. A person can be tested by more than one laboratory and can have both positive and negative results. **Therefore, the sum of the numbers in each column will be larger than the total number of people tested.**

Reporting lab	Inconclusive	Negative	Positive	Percent positive	Total
CernerELR_Baycare	27	4,199	324	7%	4,550
MEDICAL DNA LABS LLC	2	4,154	385	8%	4,541
EGLIN AIR FORCE BASE	12	3,287	1,213	27%	4,512
MEDEXPRESS URGENT CARE OF BOYNTON BEACH LLC		4,263	241	5%	4,504
PUTNAM COMMUNITY MEDICAL CENTER		3,870	607	14%	4,477
ACUTIS DIAGNOSTICS	16	3,628	822	18%	4,466
CLINICAL REFERENCE LABORATORY	2	4,254	204	5%	4,460
MOFFITT CANCER CENTER	6	4,351	93	2%	4,450
SUNCOAST PATHOLOGY ASSOCIATES		4,064	369	8%	4,433
MEDEXPRESS URGENT CARE HUDSON		3,804	561	13%	4,365
UNIVERSITY HOSPITAL AND MEDICAL CENTER		3,347	1,016	23%	4,363
ADVENTHEALTH CENTRA CARE SANFORD		3,932	413	10%	4,345
ANGEL KIDS PEDIATRICS		4,068	259	6%	4,327
ADVENTHEALTH CENTRA CARE KISSIMMEE		3,880	411	10%	4,291
CernerELR_BaptistMiami	15	3,769	492	12%	4,276
ADVENTHEALTH CENTRA CARE LAKE MARY		3,859	392	9%	4,251
BAPTIST HEALTH - NORTH		3,296	951	22%	4,247
ADVENTHEALTH CENTRA CARE APOPKA		3,709	531	13%	4,240
NORTHWEST FLORIDA COMMUNITY HOSPITAL	27	2,935	1,202	29%	4,164
QDX PATHOLOGY SERVICES	2	3,811	338	8%	4,151
ADVENTIST HEALTH SYSTEMS, SUNBELT INC		3,663	484	12%	4,147
EMPIRE CITY LABORATORIES INC	43	3,525	546	13%	4,114
NIGHT LITE PEDIATRICS URGENT CARE	1	3,413	636	16%	4,050
PALMS OF PASADENA HOSPITAL		3,578	459	11%	4,037
BAPTIST HEALTH SOUTH FLORIDA - TAMiami TRAIL URGENT CARE		3,215	801	20%	4,016
DOCTORS URGENT CARE OF LUTZ LLC	1	3,185	826	21%	4,012
MEASE DUNEDIN HOSPITAL	5	3,627	372	9%	4,004
COASTAL MED URGENT CARE		2,607	1,394	35%	4,001
PARAMOUNT URGENT CARE		1,913	2,081	52%	3,994
MICROGEN DX	3	3,364	616	15%	3,983
PHYSICIANS REGIONAL MEDICAL CENTER - PINE RIDGE RD	1	3,263	706	18%	3,970
WESTCHESTER HOSPITAL	23	3,148	758	19%	3,929
URGENT CARE CURE	2	3,384	542	14%	3,928
BAPTIST HEALTH SOUTH FLORIDA - CORAL GABLES (UNIVERSITY) URGENT CARE		3,420	499	13%	3,919
THE CENTER FOR URGENT CARE	3	3,211	674	17%	3,888
RAULERSON HOSPITAL		3,183	677	18%	3,860
BAPTIST HEALTH SOUTH FLORIDA - PINECREST URGENT CARE		3,325	522	14%	3,847
DOCTORS HOSPITAL OF SARASOTA CLINICAL LABORATORY		3,350	491	13%	3,841
ADVENTHEALTH CENTRA CARE MOUNT DORA		3,417	422	11%	3,839
INDIAN RIVER MEDICAL CENTER		3,210	616	16%	3,826
BAPTIST HEALTH SOUTH FLORIDA - KENDALE LAKES URGENT CARE		3,029	768	20%	3,797
MEDEXPRESS URGENT CARE - ESTERO		3,414	364	10%	3,778
ADVENTHEALTH CENTRA CARE ALTAMONTE		3,391	376	10%	3,767
AHCC WESLEY CHAPEL		3,385	381	10%	3,766
BAPTIST HEALTH SOUTH FLORIDA - CORAL GABLES URGENT CARE		3,113	622	17%	3,735
TALLAHASSEE PRIMARY CARE ASSOCIATES		3,188	489	13%	3,677
MOLECULAR INFECTIOUS DISEASES		3,628	42	1%	3,670

COVID-19: testing by laboratory

Data through Jan 22, 2021 verified as of Jan 23, 2021 at 09:25 AM

Data in this report are provisional and subject to change.

The numbers in the table below represent the number of Florida and non-Florida residents for whom test results were received by the Department of Health. A person can be tested by more than one laboratory and can have both positive and negative results. **Therefore, the sum of the numbers in each column will be larger than the total number of people tested.**

Reporting lab	Inconclusive	Negative	Positive	Percent positive	Total
NCH DOWNTOWN NAPLES HOSPITAL	10	3,163	457	13%	3,630
HEALTH FIRST ADVENTHEALTH CENTRA CARE GATEWAY	1	3,273	345	10%	3,619
ADVENTHEALTH CENTRA CARE AZALEA PARK		3,139	473	13%	3,612
CLARITY LAB SOLUTIONS LLC		3,608	4	0%	3,612
BAPTIST HEALTH SOUTH FLORIDA - PALMETTO BAY URGENT CARE		3,005	581	16%	3,586
ADVENTHEALTH CENTRA CARE OVIEDO		3,127	420	12%	3,547
BETHESDA HOSPITAL WEST		3,171	333	10%	3,504
MEMORIAL HOSPITAL- MIRAMAR	12	3,200	269	8%	3,481
PRO CLINIC		2,724	750	22%	3,474
HEALTH FIRST ADVENTHEALTH CENTRA CARE TITUSVILLE		3,091	362	10%	3,453
MINUTECLINIC LLC #3703		2,887	564	16%	3,451
TWIN CITIES HOSPITAL	1	3,009	432	13%	3,442
ADVENTHEALTH CENTRA CARE ORANGE LAKE		3,060	374	11%	3,434
MINUTECLINIC		2,946	486	14%	3,432
NCH NORTH NAPLES HOSPITAL	4	2,928	496	14%	3,428
US BIOTEK LABORATORIES	13	3,064	345	10%	3,422
MEDEXPRESS URGENT CARE - ROYAL PALM BEACH		3,120	300	9%	3,420
SIPARADIGM LLC	19	3,206	191	6%	3,416
ADVENT HEALTH - HEART OF FLORIDA ER	1	2,916	491	14%	3,408
MEDEXPRESS URGENT CARE PALM BEACH GARDENS		3,154	236	7%	3,390
PEDIATRIC HEALTH CARE ALLIANCE PA		3,069	308	9%	3,377
BAYFRONT HEALTH - SEVEN RIVERS		3,059	310	9%	3,369
MEDEXPRESS URGENT CARE - GOLDEN GATE		3,018	337	10%	3,355
ADVENTHEALTH CENTRA CARE LONGWOOD		3,053	291	9%	3,344
BAYA PHARMACY & URGENT CARE		2,392	939	28%	3,331
ESCAMBIA COMMUNITY CLINICS INC	7	2,412	912	27%	3,331
ADVENTHEALTH CENTRA CARE PORT ORANGE		3,056	270	8%	3,326
MIDWAY SPECIALTY CARE CENTER DIAGNOSTICS	38	3,051	225	7%	3,314
ASCENSION SACRED HEART - EMERALD COAST		2,703	592	18%	3,295
GENESIS DIAGNOSTICS		3,061	223	7%	3,284
ADVENTHEALTH CENTRA CARE SAND LAKE		2,999	259	8%	3,258
BAPTIST HEALTH SOUTH FLORIDA - DAVIE URGENT CARE		2,676	538	17%	3,214
BAYFRONT HEALTH - BROOKSVILLE		2,789	389	12%	3,178
FLORIDA FAMILY LABORATORY, INC DBA	13	2,862	279	9%	3,154
DOCTORS TEST CENTERS		2,757	394	13%	3,151
MEDEXPRESS URGENT CARE - LAKELAND		2,734	360	12%	3,094
ADVENTHEALTH CENTRA CARE LEESBURG		2,695	381	12%	3,076
BAPTIST HEALTH SOUTH FLORIDA - WESTON URGENT CARE		2,713	347	11%	3,060
ADVENTHEALTH CENTRA CARE SOUTH ORANGE		2,655	328	11%	2,983
ENGLEWOOD COMMUNITY HOSPITAL		2,667	299	10%	2,966
LAKESIDE MEDICAL CENTER		2,318	638	22%	2,956
AMELIA URGENT CARE		1,540	1,412	48%	2,952
MEDCOMP SCIENCES LLC	30	1,391	1,513	52%	2,934
BARTOW REGIONAL MEDICAL CENTER	1	2,466	445	15%	2,912
DESOTO MEMORIAL HOSPITAL	3	2,384	515	18%	2,902
STONE CLINICAL LABORATORIES		2,789	96	3%	2,885
ADVENTHEALTH PROMPT CARE	1	2,018	850	30%	2,869

COVID-19: testing by laboratory

Data through Jan 22, 2021 verified as of Jan 23, 2021 at 09:25 AM

Data in this report are provisional and subject to change.

The numbers in the table below represent the number of Florida and non-Florida residents for whom test results were received by the Department of Health. A person can be tested by more than one laboratory and can have both positive and negative results. **Therefore, the sum of the numbers in each column will be larger than the total number of people tested.**

Reporting lab	Inconclusive	Negative	Positive	Percent positive	Total
WALGREENS ORLANDO	3	2,523	339	12%	2,865
VETERANS AFFAIRS MEDICAL CENTER - ORLANDO		1,343	1,517	53%	2,860
WALGREEN CO	2	2,519	317	11%	2,838
EMERALD COAST URGENT CARE		2,135	701	25%	2,836
BAPTIST HEALTH SOUTH FLORIDA - BRICKELL URGENT CARE		2,326	479	17%	2,805
BAPTIST HEALTH URGENT CARE AT SAWGRASS		2,354	451	16%	2,805
PRECISION HEALTH SOLUTIONS		2,697	94	3%	2,791
PARAMOUNT URGENT CARE - WINDERMERE		1,754	1,015	37%	2,769
HIGHLANDS REGIONAL MEDICAL CENTER		2,102	638	23%	2,740
BAYFRONT HEALTH - PUNTA GORDA		2,526	192	7%	2,718
CENTRA CARE – WATERFORD LAKES		2,097	580	22%	2,677
SELECT LABORATORIES - MARION COUNTY, FL LLC	3	2,453	215	8%	2,671
ADVENTHEALTH CENTRA CARE COLONIAL TOWN	1	2,387	245	9%	2,633
CITRUS MEMORIAL HOSPITAL LABORATORY		2,236	392	15%	2,628
ACCU REFERENCE MEDICAL LAB	2	2,010	609	23%	2,621
LEE HEALTH CONVENIENT CARE - PAGE FIELD		2,186	430	16%	2,616
MEDEXPRESS URGENT CARE CAPE CORAL		2,220	390	15%	2,610
MEMORIAL HOSPITAL PEMBROKE	3	2,296	305	12%	2,604
BAYFRONT HEALTH - SPRING HILL		2,339	244	9%	2,583
BMCT Molecular Diagnostics Subsection		2,116	463	18%	2,579
ADVENT HEALTH - OCALA		2,124	437	17%	2,561
HEALTH FIRST ADVENTHEALTH CENTRA CARE COCOA		2,323	226	9%	2,549
HOLIDAY CVS LLC DBA CVS PHARMACY #5154		2,474	70	3%	2,544
PALMS MEDICAL GROUP	5	1,693	802	32%	2,500
VENTURE MEDICAL OF FLORIDA LLC		2,280	191	8%	2,471
EMERALD COAST URGENT CARE LLC		1,804	653	27%	2,457
MEDEXPRESS URGENT CARE - DELAND		2,213	241	10%	2,454
SPORTS DRUG TESTING LABORATORY	44	2,313	84	3%	2,441
EMERALD COAST URGENT CARE, LLC	1	1,793	598	25%	2,392
HEALTH FIRST ADVENTHEALTH CENTRA CARE MALABAR		2,113	234	10%	2,347
MINUTECLINIC LLC # 0709		1,983	349	15%	2,332
BAPTIST HEALTHCARE - GULF BREEZE HOSPITAL	3	1,914	396	17%	2,313
ADVENTIST HEALTH SYSTEMS SUNBELT IN DBA		2,099	211	9%	2,310
MARINERS HOSPITAL		2,086	223	10%	2,309
LEE HEALTH - COCONUT POINT CLINICAL LAB	2	1,872	433	19%	2,307
ADVENTHEALTH EXPRESS CARE		1,802	501	22%	2,303
PHARMCO RX	2	2,108	192	8%	2,302
BAPTIST HEALTH EMERGENCY CENTER COUNTRY WALK	1	1,929	370	16%	2,300
COMMUNITY HEALTH NORTHWEST FLORIDA	4	1,739	546	24%	2,289
ADVENT HEALTH - NEW SMYRNA		1,786	490	22%	2,276
BAPTIST HEALTH - CLAY		1,917	342	15%	2,259
PHYSICIANS STAT LAB	3	1,066	1,178	52%	2,247
SCION LAB SERVICES LLC	22	2,059	166	7%	2,247
NXGEN MDX LLC	4	1,999	242	11%	2,245
PRIMEHEALTH URGENT CARE	1	1,865	360	16%	2,226
MEDEXPRESS URGENT CARE LEHIGH ACRES		1,934	286	13%	2,220
PREMIER URGENT CARE OF BREVARD LLC	1	1,862	329	15%	2,192

COVID-19: testing by laboratory

Data through Jan 22, 2021 verified as of Jan 23, 2021 at 09:25 AM

Data in this report are provisional and subject to change.

The numbers in the table below represent the number of Florida and non-Florida residents for whom test results were received by the Department of Health. A person can be tested by more than one laboratory and can have both positive and negative results. **Therefore, the sum of the numbers in each column will be larger than the total number of people tested.**

Reporting lab	Inconclusive	Negative	Positive	Percent positive	Total
CENTRA CARE SAINT CLOUD	1	1,885	303	14%	2,189
BAPTIST HEALTH - OAKLEAF		1,777	400	18%	2,177
PROHEALTH		747	1,429	66%	2,176
ADVENTHEALTH CENTRA CARE KIDS LAKE MARY		2,036	140	6%	2,176
PRIMEHEALTH URGENT CARE INC		1,860	312	14%	2,172
BAPTIST HEALTH SOUTH FLORIDA - MIAMI BEACH URGENT CARE		1,857	307	14%	2,164
PHYSICIANS REGIONAL MEDICAL CENTER - COLLIER BLVD	1	1,525	613	29%	2,139
LOWER KEYS MEDICAL CENTER		1,890	244	11%	2,134
ADVENT HEALTH CENTRA CARE -WINTER PARK KIDS URGENT CARE	4	1,889	208	10%	2,101
MINUTECLINIC LLC #3631		1,732	331	16%	2,063
GESSLER CLINIC		1,324	734	36%	2,058
MEDEXPRESS FORT MYERS		1,789	264	13%	2,053
FLORIDA COMMUNITY HEALTH CENTER		1,620	426	21%	2,046
BRASHEAR'S VITAL CARE CORP		1,549	478	24%	2,027
MINUTECLINIC LLC 5852		1,694	324	16%	2,018
LABORATORY OF FLORIDA LLC	40	1,848	126	6%	2,014
ADVENTHEALTH CENTRA CARE		1,770	213	11%	1,983
PARAMOUNT URGENT CARE - ORLANDO		1,282	694	35%	1,976
DOC SMILEY'S URGENT CARE		1,706	247	13%	1,953
PHYSICIAN ASSOCIATES		1,721	208	11%	1,929
ASSOCIATED PATHOLOGISTS, LLC	3	1,578	344	18%	1,925
MEDEXPRESS URGENT CARE CORAL SPRINGS		1,723	187	10%	1,910
MC DIAGNOSTIC OF CONNECTICUT, PC #2220		1,606	302	16%	1,908
MEDONE PLLC		1,408	442	24%	1,850
DONALD W ROBERTSON DO PA		1,400	438	24%	1,838
TAMPA COMMUNITY HOSPITAL		1,531	298	16%	1,829
MEDEXPRESS URGENT CARE - VERO BEACH		1,586	233	13%	1,819
ACCESS POINT HEALTHCARE URGENT & PRIMARY CARE	2	1,324	481	27%	1,807
MINUTECLINIC LLC		1,527	277	15%	1,804
GENUS3		1,734	69	4%	1,803
FLORIDA MEDICAL CLINIC	3	910	887	49%	1,800
MEDEXPRESS URGENT CARE - CLEWISTON		1,504	288	16%	1,792
FLOWERS HOSPITAL		1,593	173	10%	1,766
DR G'S URGENT CARE		1,533	232	13%	1,765
MEDEXPRESS PORT CHARLOTTE		1,607	156	9%	1,763
UNIVERSITY OF NORTH FLORIDA STUDENT HEALTH		1,683	50	3%	1,733
MEDFAST URGENT CARE CENTERS LLC		405	1,323	77%	1,728
MINUTECLINIC LLC #5249		1,329	374	22%	1,703
JW PLASTIC SURGERY		1,449	244	14%	1,693
MINUTECLINIC LLC #4415		1,378	307	18%	1,685
ADVENTHEALTH CENTRA CARE CONWAY		1,422	252	15%	1,674
CARENOW URGENT CARE		943	692	42%	1,635
PARAMOUNT URGENT CARE - OVIEDO		983	651	40%	1,634
DYNIX DIAGNOSTIX		1,344	284	17%	1,628
MINUTECLINIC LLC #5253		1,308	297	19%	1,605
SPARROW HEALTHCARE	2	1,369	233	15%	1,604
BAY MEDICAL CENTER SACRED HEART HEALTH SYSTEM		1,154	425	27%	1,579

COVID-19: testing by laboratory

Data through Jan 22, 2021 verified as of Jan 23, 2021 at 09:25 AM

Data in this report are provisional and subject to change.

The numbers in the table below represent the number of Florida and non-Florida residents for whom test results were received by the Department of Health. A person can be tested by more than one laboratory and can have both positive and negative results. **Therefore, the sum of the numbers in each column will be larger than the total number of people tested.**

Reporting lab	Inconclusive	Negative	Positive	Percent positive	Total
MINUTECLINIC LLC #3463		1,325	247	16%	1,572
PARAMOUNT URGENT CARE INC		378	1,194	76%	1,572
MELBOURNE MEDICAL LABORATORY☐	2	1,365	201	13%	1,568
OPTEO LABORATORY		1,534	33	2%	1,567
MEDEXPRESS URGENT CARE BOCA RATON		1,421	125	8%	1,546
URGENT CARE OF THE PALM BEACHES		1,087	458	30%	1,545
MINUTECLINIC LLC #8396		1,309	233	15%	1,542
IGENOMIX USA LLC	41	1,353	138	9%	1,532
NORTH SHORE LONG ISLAND JEWISH HEALTH		1,451	70	5%	1,521
JACKSON HOSPITAL CLINICAL LABORATORY		1,283	238	16%	1,521
MARTIN HEALTH SYSTEM - ST LUCIE WEST		1,366	150	10%	1,516
ASCENSION SACRED HEART - GULF		1,121	391	26%	1,512
BARDMOOR LABORATORY	9	1,279	220	15%	1,508
MINUTECLINIC LLC #1067		1,287	212	14%	1,499
SHELL POINT NURSING PAVILION	1	1,439	56	4%	1,496
ADVENT HEALTH - DADE CITY		1,302	191	13%	1,493
CAREFAST+		868	609	41%	1,477
NCH NORTHEAST	7	1,112	357	24%	1,476
AMELIA EXPRESS CARE LLC	10	1,256	207	14%	1,473
HOLMES REG MED CENTER CLINICAL LAB		1,204	260	18%	1,464
LABTECH DIAGNOSTIC		1,201	262	18%	1,463
MINUTECLINIC LLC #5190		1,179	269	19%	1,448
MINUTECLINIC LLC #5854		1,216	230	16%	1,446
ADVANCE MEDICAL OF NAPLES		326	1,116	77%	1,442
UHEALTH DEERFIELD BEACH/UMSYLVESTER DEERFIELD BEACH LABORATORY	3	1,378	55	4%	1,436
VERILY LIFE SCIENCES		1,424	11	1%	1,435
BIOCERNA LLC	9	1,248	164	12%	1,421
PATIENTS CHOICE LABORATORIES		829	588	41%	1,417
PARRISH MEDICAL CENTER	1	1,239	174	12%	1,414
MINUTE CLINIC LLC		1,199	209	15%	1,408
ASSURANCE SCIENTIFIC LABORATORIES	1	1,125	274	20%	1,400
NEIGHBORHOOD MEDICAL CENTER INC	16	1,207	151	11%	1,374
DOC SMILEYS URGENT CARE LLC		1,110	259	19%	1,369
BAPTIST HEALTH SOUTH FLORIDA - COUNTRY WALK URGENT CARE EXPRESS		1,174	188	14%	1,362
ASCENSION ST VINCENT'S - SOUTHSIDE		1,309	49	4%	1,358
QUICK CARE MED PL	2	1,120	224	17%	1,346
PATIENTS FIRST – THOMASVILLE ROAD		1,173	162	12%	1,335
MINUTECLINIC LLC #7886		1,143	188	14%	1,331
INTELEX LABS, LLC		1,285	45	3%	1,330
CHARLES AIESI CONSULTING INC	8	1,144	174	13%	1,326
ARCPOINT LABS		778	529	40%	1,307
GENESIS LABORATORY MANAGEMENT	11	1,073	208	16%	1,292
BOND URGENT CARE LLC		938	351	27%	1,289
BAPTIST HEALTH SOUTH FLORIDA - KEY BISCANE URGENT CARE EXPRESS		1,095	149	12%	1,244
UNIVERSITY OF ALABAMA AT BIRMINGHAM		1,204	32	3%	1,236
TEMPUS CLINICAL LABORATORY	10	1,088	138	11%	1,236
EMERGENCY PHYSICIANS MEDICAL CENTER		299	931	76%	1,230

COVID-19: testing by laboratory

Data through Jan 22, 2021 verified as of Jan 23, 2021 at 09:25 AM

Data in this report are provisional and subject to change.

The numbers in the table below represent the number of Florida and non-Florida residents for whom test results were received by the Department of Health. A person can be tested by more than one laboratory and can have both positive and negative results. **Therefore, the sum of the numbers in each column will be larger than the total number of people tested.**

Reporting lab	Inconclusive	Negative	Positive	Percent positive	Total
MINI ER WATERFORD LAKES, THE		1,033	192	16%	1,225
PENSACOLA PEDIATRICS PA	1	1,064	150	12%	1,215
CLINICORE		1,124	91	7%	1,215
ACCESS MEDICAL LABS		746	448	38%	1,194
MINUTECLINIC LLC #3662		1,004	186	16%	1,190
AMELIA EXPRESS CARE		676	514	43%	1,190
LAKE WALES MEDICAL CENTER INC		1,036	154	13%	1,190
NYU HOSPITALS CENTER CLINICAL LABORATORIES		1,153	36	3%	1,189
PREMIER MEDICAL		1,097	90	8%	1,187
MARION E FETHER MEDICAL CENTER, THE		1,078	108	9%	1,186
MINUTECLINIC LLC #5069		959	224	19%	1,183
MINUTECLINIC LLC #5214		1,038	142	12%	1,180
NCHMD INC		952	228	19%	1,180
VAVA PARTNERS LLC		437	735	63%	1,172
LABORATORY SPECIALISTS OF MICHIGAN		954	218	19%	1,172
BAYFRONT HEALTH - CITRUS HILLS		982	183	16%	1,165
MINUTECLINIC LLC #3705		1,003	152	13%	1,155
PHYSICIANS PRIMARY CARE	2	968	174	15%	1,144
MEDEXPRESS URGENT CARE - JAX ATLANTIC BLVD		978	160	14%	1,138
MINUTECLINIC LLC # 0514		964	164	15%	1,128
WHITE WILSON MEDICAL CENTER		136	976	88%	1,112
CAPSTONE HEALTHCARE		782	329	30%	1,111
TOM LEE COMMUNITY HEALTH CENTER		765	340	31%	1,105
BAPTIST HEALTHCARE - JAY HOSPITAL		799	305	28%	1,104
VERITAS GENETICS	61	932	103	9%	1,096
COASTAL LABORATORIES	1	811	272	25%	1,084
UHEALTH CLINIC AT WALGREENS		881	202	19%	1,083
MINUTECLINIC LLC #1771		895	186	17%	1,081
HOLIDAY CVS LLC DBA CVSPHARMACY #5155		1,038	39	4%	1,077
MINUTECLINIC LLC #1055		817	253	24%	1,070
MINUTECLINIC LLC #7887		941	127	12%	1,068
Community_Health		901	166	16%	1,067
BAPTIST HEALTH EMERGENCY CENTER AT WEST CORAL WAY		809	254	24%	1,063
RAINBOW RIVER MEDICAL LABORATORY		977	82	8%	1,059
SMA LAB	7	943	107	10%	1,057
LAB24 INC	3	389	665	63%	1,057
TREASURE COAST MEDICAL ASSOCIATES INC		693	362	34%	1,055
EPN URGENT CARE NAPLES	2	746	306	29%	1,054
MINUTECLINIC LLC # 3686		867	171	16%	1,038
NORTH FLORIDA PEDIATRICS-TALLAHASSEE		938	88	9%	1,026
ADVANCED DIAGNOSTIC LABORATORY		970	46	5%	1,016
MINUTECLINIC LLC #7173		886	129	13%	1,015
ALTRU DIAGNOSTICS INC	2	903	100	10%	1,005
PEDIATRIC HEALTH CARE ALLIANCE - NORTHDALE		911	91	9%	1,002
MINUTECLINIC, LLC (CLINIC 10699)		846	156	16%	1,002
MINUTECLINIC LLC #3003		768	226	23%	994
MINUTECLINIC LLC #3814		794	200	20%	994

COVID-19: testing by laboratory

Data through Jan 22, 2021 verified as of Jan 23, 2021 at 09:25 AM

Data in this report are provisional and subject to change.

The numbers in the table below represent the number of Florida and non-Florida residents for whom test results were received by the Department of Health. A person can be tested by more than one laboratory and can have both positive and negative results. **Therefore, the sum of the numbers in each column will be larger than the total number of people tested.**

Reporting lab	Inconclusive	Negative	Positive	Percent positive	Total
MINUTECLINIC LLC # 3930		828	166	17%	994
MINUTECLINIC, LLC #4015		731	262	26%	993
VERITOR		850	140	14%	990
MINUTECLINIC LLC #4458		769	217	22%	986
STAGEZERO LIFE SCIENCES INC	3	882	93	10%	978
MINUTECLINIC LLC #3291		850	127	13%	977
ED FRASER MEMORIAL HOSPITAL		771	200	21%	971
PARAMOUNT URGENT CARE VILLAGES		651	318	33%	969
OPTUM LABS LLC		837	129	13%	966
PALM HARBOR PHARMACY		826	132	14%	958
SOLARIS HEALTHCARE PALATKA		902	53	6%	955
ST ANNES NURSING CENTER		930	22	2%	952
WHOLE FAMILY HEALTH CENTER INC		741	203	22%	944
MINUTECLINIC LLC #7225		799	136	15%	935
MINUTECLINIC LLC #7973		781	153	16%	934
MINUTECLINIC LLC #3635		812	119	13%	931
VRL EUROFINS - DALLAS		913	13	1%	926
GENE TOX WORLDWIDE	60	736	125	14%	921
NAPLES URGENT CARE	1	579	339	37%	919
ELLENTON URGENT CARE		687	223	25%	910
MINUTECLINIC, LLC #3204		737	169	19%	906
STEWART REFERENCE LABORATORY	1	544	358	40%	903
FLORIDA DEPARTMENT OF HEALTH IN POLK COUNTY	2	673	219	24%	894
FAST TRACK URGENT CARE CENTER		4	887	100%	891
CAREFAST MURABELLA		501	387	44%	888
COASTAL PEDIATRIC GROUP		770	118	13%	888
FLAGLER HOSPITAL LABORATORY	8	33	847	95%	888
MINUTECLINIC LLC #3257		709	177	20%	886
PROJECT HEALTH, INC SUMTERVILLE	5	725	155	18%	885
LAKELAND REGIONAL HEALTH - PWC/OB		36	839	96%	875
PRIMARY CARE OF THE TREASURE COAST		770	101	12%	871
GENEIQ		824	43	5%	867
PARAMOUNT URGENT CARE - CLERMONT		686	178	21%	864
LENCO MEDICAL LABORATORY		829	35	4%	864
HISTOPATHOLOGY SERVICES, LLC		763	96	11%	859
SACRED HEART HEALTH SYSTEM, INC		515	342	40%	857
XYZ LABORATORY	8	749	100	12%	857
MINUTECLINIC LLC #4024		708	146	17%	854
MINUTECLINIC LLC #1821		752	101	12%	853
TACACHALE CLINICAL LABORATORY	1	802	45	5%	848
PATIENTS FIRST LAKE ELLA MEDICAL CENTER		741	107	13%	848
MINUTECLINIC LLC #3285		726	118	14%	844
EUROFINS NTD, LLC		795	37	4%	832
MINUTECLINIC LLC # 7933		717	115	14%	832
FLORIDA HOSPITAL ORLANDO		743	74	9%	817
MINUTECLINIC LLC #5216		666	151	18%	817
MINUTECLINIC LLC #3654		658	153	19%	811

COVID-19: testing by laboratory

Data through Jan 22, 2021 verified as of Jan 23, 2021 at 09:25 AM

Data in this report are provisional and subject to change.

The numbers in the table below represent the number of Florida and non-Florida residents for whom test results were received by the Department of Health. A person can be tested by more than one laboratory and can have both positive and negative results. **Therefore, the sum of the numbers in each column will be larger than the total number of people tested.**

Reporting lab	Inconclusive	Negative	Positive	Percent positive	Total
ARCPPOINT LABS OF CORAL SPRINGS FL		716	92	11%	808
ASCENSION ST VINCENT'S - CLAY		775	32	4%	807
TYNDALL AIR FORCE BASE		607	189	24%	796
NORTH FLORIDA PEDIATRICS - LAKE CITY		608	188	24%	796
NITE LITE PEDIATRICS		234	562	71%	796
MINUTECLINIC LLC #3648		632	161	20%	793
MINUTECLINIC, LLC #5817		638	153	19%	791
PHAROS HEALTH		623	167	21%	790
INTEGRITY LABORATORIES, LLC	1	642	146	19%	789
MINUTECLINIC LLC #4201		677	106	14%	783
BROWNWOOD CARE CENTER		693	77	10%	770
MINUTECLINIC LLC #3748		590	180	23%	770
CENTRA CARE		445	324	42%	769
THE HEALTH CENTER OF PLANT CITY		697	68	9%	765
MACDILL AIR FORCE BASE		710	51	7%	761
DEPARTMENT OF CLINICAL LABS		743	15	2%	758
DYNIX DIAGNOSTICS	2	524	224	30%	750
PROFESSIONAL HEALTH EXAMINERS DBA PROHEALTH		593	153	21%	746
MINUTECLINIC, LLC DBA MINUTECLINIC #4717		718	26	3%	744
MINUTECLINIC LLC #5924		607	131	18%	738
ADDICTION LABS OF AMERICA	3	669	65	9%	737
MINUTECLINIC LLC # 3579		619	118	16%	737
NONE		308	429	58%	737
HENDRY REGIONAL MEDICAL CENTER CLINICAL LABORATORY		538	195	27%	733
VRL EUROFINs		709	23	3%	732
COVANCE CLINICAL RESEARCH UNIT INC		711	19	3%	730
JUPITER MEDICAL CENTER URGENT CARE		475	249	34%	724
ADVENT HEALTH LAB - ORLANDO		430	292	40%	722
READY RESPONDERS FLORIDA, PLLC		615	102	14%	717
KEYS AHEC SCHOOL MEDICAL CLINIC	7	635	74	10%	716
DISNEY COVID TEST SITE		703	10	1%	713
BLUE MED CONSULTANTS		689	23	3%	712
MIAMI JEWISH HEALTH SYSTEMS		669	43	6%	712
MINUTECLINIC LLC #1807		570	138	19%	708
MINUTECLINIC LLC #476		582	125	18%	707
NORTH OKALOOSA MEDICAL CENTER		411	296	42%	707
LEE COUNTY EMERGENCY MEDICAL SERVICE		615	92	13%	707
CVS HEALTH		507	199	28%	706
MINUTECLINIC LLC #4612		533	172	24%	705
BAPTIST HEALTH - MD ANDERSON CANCER CENTER		700	4	1%	704
COASTAL PHYSICIANS, LLC		551	146	21%	697
MINUTECLINIC LLC #3255		541	149	22%	690
PALM BAY HOSPITAL CLINICAL LABORATORY		447	242	35%	689
PREMIER MEDICAL LABORATORY SERVICES	1	463	222	32%	686
ANY LAB TEST NOW	1	447	232	34%	680
Tampa Lakes Health and Rehabilitation Center	2	608	68	10%	678
MINI ER ADULT AND PEDIATRIC URGENT CARE		574	98	15%	672

COVID-19: testing by laboratory

Data through Jan 22, 2021 verified as of Jan 23, 2021 at 09:25 AM

Data in this report are provisional and subject to change.

The numbers in the table below represent the number of Florida and non-Florida residents for whom test results were received by the Department of Health. A person can be tested by more than one laboratory and can have both positive and negative results. **Therefore, the sum of the numbers in each column will be larger than the total number of people tested.**

Reporting lab	Inconclusive	Negative	Positive	Percent positive	Total
C.W. BILL YOUNG VA MEDICAL CENTER	1	18	653	97%	672
NORTHEAST FLORIDA NEUROLOGY CLINICS, INC		567	104	15%	671
NORTH FLORIDA PEDIATRICS PA - SUWANNEE	3	559	109	16%	671
VITAS HEALTHCARE CORPORATION OF FLA		666	3	0%	669
SANTA ROSA MEDICAL GROUP		531	137	21%	668
WILLOWBROOKE COURT AT EDGEWATER POINTE ESTATES		657	9	1%	666
NCH HEALTHCARE SYSTEM MICROBIOLOGY LAB		1	662	100%	663
VENICE REGIONAL MEDICAL CENTER		574	88	13%	662
MINUTECLINIC LLC #3236		559	102	15%	661
UNIVERSITY OF WEST FLORIDA STUDENT HEALTH SERVICES	1	547	111	17%	659
MEDICAL FP - WHOLE FAMILY HEALTH CENTER		539	119	18%	658
Victoria Nursing and Rehabilitation Center		611	45	7%	656
CENTRA CARE - SOUTH ORANGE		476	176	27%	652
NORTH SHORE LIJ URGENT CARE PC		618	32	5%	650
FIU-HEALTH AUXILIARY LABORATORY	2	595	53	8%	650
PRIMARY CARE SERVICES AT INDIAN RIVER ESTATES		632	13	2%	645
MAVERICK LABS		456	187	29%	643
MYTEST DIAGNOSTICS		593	49	8%	642
DOCTOR'S MEMORIAL HOSPITAL		485	155	24%	640
ADVENT HEALTH CENTRA CARE - MOUNT DORA		276	349	56%	625
KENDALL HEALTHCARE PROPERTIES DBA	2	595	26	4%	623
CONSULATE HEALTH CARE OF NEW PORT RICHEY	2	506	112	18%	620
PALACE NURSING HOME & REHAB CENTER		584	32	5%	616
Point of Care Testing	1	113	499	81%	613
SOLARIS HEALTHCARE CHARLOTTE HARBOR		566	45	7%	611
MINUTECLINIC LLC #1815		529	81	13%	610
HOLY CROSS HOSPITAL		12	598	98%	610
ORLANDO HEALTH AND REHAB CENTER		574	35	6%	609
MEDIQUICK URGENT CARE CENTERS INC		269	338	56%	607
TREE HOUSE PEDIATRICS PLLC		545	62	10%	607
CREEKSIDE CARE CENTER	1	520	84	14%	605
APALACHEE CORRECTIONAL INSTITUTION EAST UNIT		587	15	2%	602
MINUTECLINIC LLC #8381		488	113	19%	601
MIDWAY SPECIATLY CARE CENTER		387	214	36%	601
INTERLACHEN PEDIATRICS		574	26	4%	600
PATIENTS FIRST - MAHAN DRIVE		164	435	73%	599
CAREMED CLINIC LLC		417	179	30%	596
PALM GARDEN OF PORT SAINT LUCIE		589	6	1%	595
OPTUMCARE FLORIDA LLC		427	165	28%	592
PROHEALTH MEDICAL CLINIC		80	511	86%	591
MANOR PINES CONVALESCENT CENTER LLC	1	568	18	3%	587
FISHERMENS HOSPITAL CLINICAL LAB		534	52	9%	586
MINUTECLINIC, LLC #3245		436	149	25%	585
ER QUICKCARE PL		483	101	17%	584
MOUNT SINAI LABORATORY		558	25	4%	583
POINT OF CARE TESTING SITE		556	24	4%	580
LITTLE PINE PEDIATRICS		386	192	33%	578

COVID-19: testing by laboratory

Data through Jan 22, 2021 verified as of Jan 23, 2021 at 09:25 AM

Data in this report are provisional and subject to change.

The numbers in the table below represent the number of Florida and non-Florida residents for whom test results were received by the Department of Health. A person can be tested by more than one laboratory and can have both positive and negative results. **Therefore, the sum of the numbers in each column will be larger than the total number of people tested.**

Reporting lab	Inconclusive	Negative	Positive	Percent positive	Total
JOHN KNOX VILLAGE HEALTH CENTER		561	17	3%	578
ADVENT HEALTH CENTRA CARE - WATERFORD LAKES		481	94	16%	575
VETERANS AFFAIRS MEDICAL CENTER - JAMES A HALEY			575	100%	575
LIFE CARE CENTER OF ORANGE PARK		545	29	5%	574
CARE ONE OF FLORIDA LLC		384	189	33%	573
LIFE CARE CENTER OF NEW PORT RICHEY		538	33	6%	571
CATALYST WALK IN CLINIC		442	128	22%	570
MEDICAL CONSULTANTS OF FLORIDA, LLC		467	101	18%	568
NORTH FLORIDA PEDIATRICS PA		479	87	15%	566
INTERLACHEN PEDIATRICS PA		535	28	5%	563
PEDIATRICS OF CENTRAL FLORIDA PA	17	505	36	6%	558
TENNESSEE DOH - NASHVILLE	2	488	64	12%	554
GULF COAST VILLAGE		525	29	5%	554
HOLMES REGIONAL MEDICAL CENTER		5	548	99%	553
CONSULATE HEALTHCARE OF VERO BEACH	14	459	77	14%	550
MEDICAL VB		429	120	22%	549
The Sands at South Beach		545	4	1%	549
ST JOHN'S NURSING CENTER		531	17	3%	548
GOLDEN GLADES NURSING & REHABILITATION CTR		539	8	1%	547
VITAE DIAGNOSTICS		534	13	2%	547
SHORELINE PHYSICIAN GROUP		342	205	37%	547
PROFESSIONAL HEALTH EXAMINERS		469	77	14%	546
ECCOLAB GROUP	1	144	401	73%	546
ETHOS WELLNESS PHARMACY		504	40	7%	544
MINUTECLINIC LLC #3637		404	139	26%	543
WOODLANDS MEDICAL SPECIALISTS		347	196	36%	543
COASTAL URGENT CARE		424	115	21%	539
STEWART ROCKLEDGE HOSPITAL		410	128	24%	538
GULF COAST MOLECULAR LABORATORIES	12	442	84	16%	538
SEBASTIAN RIVER MEDICAL CENTER	2	401	135	25%	538
LPG COCONUT POINT		434	104	19%	538
NCF DIAGNOSTICS & DNA TECHNOLOGIES	15	204	318	59%	537
MID-FLORIDA PATHOLOGY		420	116	22%	536
PRIMARY CARE SERVICES AT ST ANDREWS ESTATES		536			536
AMERICAN FAMILY CARE PENSACOLA WEST		1	533	100%	534
SOUTHEAST ALABAMA MEDICAL CENT		484	49	9%	533
Signature HealthCare Center of Waterford		506	27	5%	533
HMA SANTA ROSA MEDICAL CENTER LLC DBA		415	118	22%	533
LIFE CARE CENTER OF HILLIARD		517	15	3%	532
THE PRESERVE		523	7	1%	530
CRUCIAL CARE EMERGENCY MEDICINE DOCTORS		409	119	23%	528
KETAMINE HEALTH CENTERS LLC		479	47	9%	526
NCHMD, INC SOUTHEAST IMMEDIATE CARE		400	125	24%	525
MED FAST URGENT CARE CENTER		260	265	50%	525
ADVENT HEALTH CENTRA CARE - PORT ORANGE		65	458	88%	523
GROWING TOGETHER PEDIATRICS LLC		481	42	8%	523
THERADOC		152	370	71%	522

COVID-19: testing by laboratory

Data through Jan 22, 2021 verified as of Jan 23, 2021 at 09:25 AM

Data in this report are provisional and subject to change.

The numbers in the table below represent the number of Florida and non-Florida residents for whom test results were received by the Department of Health. A person can be tested by more than one laboratory and can have both positive and negative results. **Therefore, the sum of the numbers in each column will be larger than the total number of people tested.**

Reporting lab	Inconclusive	Negative	Positive	Percent positive	Total
PALM GARDEN OF VERO BEACH		481	39	8%	520
CLEWISTON NURSING AND REHABILITATION CENTER		507	11	2%	518
MINUTECLINIC LLC #1350		419	95	18%	514
BROAD INSTITUTE CLINICAL SEQUENCING RESEARCH PLATFORM	1	492	15	3%	508
CAPE CANAVERAL HOSPITAL		308	198	39%	506
FORT MYERS INTERNAL MEDICINE, LLC		457	49	10%	506
VETERANS AFFAIRS MEDICAL CENTER - BAY PINES		17	487	97%	504
CHILDRENS MEDICAL ASSOCIATION		455	49	10%	504
ADVENTHEALTH MEDICAL GROUP PROMPT CARE		355	148	29%	503
DAVITA LABORATORY		426	72	14%	498
VETERANS AFFAIRS MEDICAL CENTER		40	454	92%	494
CLINICAL PATHOLOGY LABS		386	107	22%	493
CYPRESS VILLAGE	1	469	22	4%	492
NSPIRE HEALTHCARE MIAMI LAKES	7	471	13	3%	491
EDEN SPRINGS NURSING AND REHAB CENTER		380	110	22%	490
Crestview Rehabilitation Center	5	359	125	26%	489
J AND G MEDICAL GROUP LLC		412	77	16%	489
MAIN STREET MEDICAL CENTER		110	378	77%	488
VILLA MARIA NURSING & REHAB CENTER INC	1	475	11	2%	487
GENOME LLC	2	438	47	10%	487
EAST LAKE PEDIATRICS		407	77	16%	484
SPECTOR SCIENTIFIC LAB	1	207	276	57%	484
CLARITY LABS		419	64	13%	483
REDI MED LLC		358	125	26%	483
EMERALD SHORES HEALTH AND REHABILITATION		392	88	18%	480
CITY MEDICAL OF NEW JERSEY, PC		438	40	8%	478
MEDICAL CENTER CLINIC-IMMEDIATE CARE	1	381	95	20%	477
JACKSON MEMORIAL LONG TERM CARE CENTER		460	16	3%	476
DOH - INDIAN RIVER		404	69	15%	473
DOCTORS CENTER,THE		369	102	22%	471
LIFE CARE CENTER OF PENSACOLA		427	43	9%	470
ST CLOUD REGIONAL MEDICAL CENTER CLINICAL LAB		394	75	16%	469
Plantation Bay Rehabilitation Center		453	16	3%	469
BALDOMERO LOPEZ STATE VETERANS NURSING HOME	2	464	3	1%	469
PROJECT HEALTH INC	2	373	93	20%	468
BOND AND STEELE CLINIC PA		305	162	35%	467
NEW YORK HOSPITAL LABORATORIES	1	454	12	3%	467
HEALTH CENTER AT BRENTWOOD	1	424	42	9%	467
VITAS HEALTHCARE CORP OF CENTRAL FL		451	15	3%	466
RIVER TOWN DIAGNOSTIC LLC		324	142	30%	466
JACKSON MEMORIAL PERDUE MEDICAL CENTER		443	22	5%	465
TELESCOPE HEALTH LLC	3	368	94	20%	465
JACKSONVILLE BEACH PEDIATRIC CARE CENTER		413	52	11%	465
RIVER GARDEN HEBREW HOME FOR THE AGED		406	54	12%	460
MEMORIAL PEMBROKE 24/7 CARE CENTER		349	110	24%	459
ENZO CLINICAL LABS INC	3	437	19	4%	459
VALENCIA HILLS HEALTH AND REHABILITATION CENTER		443	12	3%	455

COVID-19: testing by laboratory

Data through Jan 22, 2021 verified as of Jan 23, 2021 at 09:25 AM

Data in this report are provisional and subject to change.

The numbers in the table below represent the number of Florida and non-Florida residents for whom test results were received by the Department of Health. A person can be tested by more than one laboratory and can have both positive and negative results. **Therefore, the sum of the numbers in each column will be larger than the total number of people tested.**

Reporting lab	Inconclusive	Negative	Positive	Percent positive	Total
NORTH FLORIDA RETIREMENT VILLAGE		453	2	0%	455
CLARIDGE HOUSE NURSING CENTER		437	17	4%	454
FLAGLER COUNTY HEALTH DEPARTMENT	1	365	85	19%	451
FIRST QUALITY LABORATORY		423	28	6%	451
LOOP PEDIATRICS PA	2	363	85	19%	450
USF MORSANI CENTER FOR ADVANCED HEALTH CARE		387	63	14%	450
24 HOUR PEDIATRIC CARE CENTER	1	407	41	9%	449
MEDFAST URGENT CARE CENTERS		167	278	62%	445
PENSACOLA PEDIATRICS	1	252	190	43%	443
HALIFAX MEDICAL CENTER-PORT ORANGE LAB		372	70	16%	442
FOUNTAIN MANOR HEALTH AND REHAB CENTER	1	425	16	4%	442
CALHOUN LIBERTY HOSPITAL		317	124	28%	441
LAUDERDALE NURSING CENTER LLC	1	421	19	4%	441
MOORINGS PARK INSTITUTE, INC, THE		422	18	4%	440
DIAMOND RIDGE HEALTH AND REHABILITATION CENTER		419	20	5%	439
SMA SPECIALTY MEDICAL LAB		117	321	73%	438
HARTS HARBOR HEALTH CARE CENTER		416	21	5%	437
PALM GARDEN OF JACKSONVILLE	2	359	75	17%	436
FAMILY HEALTH CENTERS OF SWF LABS	2	361	73	17%	436
ADVENT HEALTH CENTRA CARE - WINTER PARK		293	143	33%	436
CARENOW URGENT CARE – FORT PIERCE		238	198	45%	436
WILLOW BROOKE COURT AT INDIAN RIVER ESTATES		391	44	10%	435
MANOR AT CARPENTERS		408	26	6%	434
FLO-MEDILAB SERVICES LLC		186	248	57%	434
MEDONE URGENT CARE AT ST. AUGUSTINE		111	321	74%	432
EXPRESS URGENT CARE LLC		1	431	100%	432
SABAL PALMS HEALTH AND REHAB		389	43	10%	432
MANOR CARE HEALTH SERVICES - FT MYERS		414	17	4%	431
AVECINA MEDICAL JULINGTON	1	240	189	44%	430
Good Samaritan Society Kissimmee Village		366	64	15%	430
The Manor at Blue Water Bay		371	58	14%	429
THE PALACE AT HOMESTEAD	1	412	16	4%	429
NCH HEALTHCARE BONITA		311	117	27%	428
NEW PLANT CITY FAMILY CARE	1	225	201	47%	427
CLIFFORD CHESTER SIMS STATE VETERANS		419	7	2%	426
BOCA GRANDE HEALTH CLINIC		402	22	5%	424
HILLCREST HEALTH CARE & REHABILITATION CENTER	2	411	10	2%	423
FLORIDA DEPT OF HEALTH IN BREVARD COUNTY	3	360	60	14%	423
SOUTHERN OAKS CARE CENTER	1	386	36	9%	423
PARKLANDS FACILITY INC	4	389	28	7%	421
XPRESS URGENT CARE	3	351	67	16%	421
Williston Care Center		369	51	12%	420
BROOKDALE PALMER RANCH	1	365	54	13%	420
GARCIA CLINICAL LABORATORY		28	392	93%	420
GOLDEN GATE FAMILY CLINIC		83	336	80%	419
VETERANS AFFAIRS MEDICAL CENTER - GAINESVILLE		3	416	99%	419
PALM GARDEN OF TAMPA		399	19	5%	418

COVID-19: testing by laboratory

Data through Jan 22, 2021 verified as of Jan 23, 2021 at 09:25 AM

Data in this report are provisional and subject to change.

The numbers in the table below represent the number of Florida and non-Florida residents for whom test results were received by the Department of Health. A person can be tested by more than one laboratory and can have both positive and negative results. **Therefore, the sum of the numbers in each column will be larger than the total number of people tested.**

Reporting lab	Inconclusive	Negative	Positive	Percent positive	Total
Q ANSWER LAB	1	375	41	10%	417
MINUTECLINIC LLC #8927		338	77	19%	415
ST ANDREWS BAY SKILLED NURSING &		357	58	14%	415
LEHIGH REGIONAL MEDICAL CENTER LAB		371	44	11%	415
PHYSICIANS PRIMARY CARE LAB		360	54	13%	414
MINUTECLINIC, LLC # 4469		336	76	18%	412
Colonial Lakes Health Care		384	28	7%	412
PEDIATRIC HEALTHCARE ALLIANCE PA		372	39	9%	411
PALM GARDEN OF OCALA		330	81	20%	411
MINUTECLINIC LLC #3671		366	44	11%	410
AMERICA'S PHARMACY LLC		360	49	12%	409
HERON POINTE HEALTH AND REHABILITATION	1	404	3	1%	408
WEST GABLES HEALTH CARE CENTER		396	10	2%	406
DIAMOND RIDGE HEALTH AND REHABILITATION		385	20	5%	405
APP-UNIPATH, LLC	2	387	14	3%	403
CONTINENTAL CLINICAL RESEARCH, LLC		391	11	3%	402
TIDE LABORATORIES		359	43	11%	402
HARBOUR HEALTH CENTER		388	14	3%	402
MINUTECLNIC LLC		356	45	11%	401
RICARDO NAVARRO DO PA		345	53	13%	398
MAYFLOWER ASSISTED LIVING		394	2	1%	396
NEW YORK PRESBYTERIAN - CUMC CLINICAL		378	17	4%	395
MINI ER AND URGENT CARE		289	105	27%	394
MINUTECLINIC LLC #5187		342	51	13%	393
BAPTIST PRIMARY CARE	2	299	88	23%	389
BARBER		13	376	97%	389
BALDWIN PEDIATRICS	1	365	22	6%	388
Solaris HealthCare Windermere		367	20	5%	387
NAVAL HOSPITAL - JACKSONVILLE		57	329	85%	386
EAST LAKE PEDIATRICS PA		351	34	9%	385
ARCPPOINTS LABS		322	62	16%	384
CARE ONE OF FLORIDA	1	252	131	34%	384
ADVENT HEALTH CENTRA CARE - WINTER HAVEN	1	180	201	53%	382
SPRING HILL HEALTH AND REHABILITATION CENTER		366	15	4%	381
Santa Rosa Center for Rehabilitation and Healing		320	61	16%	381
BUFFALO CROSSING HEALTHCARE & REHABILITATION CTR		368	12	3%	380
VITAS LUTHERAN TOWERS INPATIENT PROGRAM		319	60	16%	379
ORLANDO HEALTH CENTER FOR REHABILITATION		369	9	2%	378
NEMOURS CHILDERN'S HOSPITAL		316	62	16%	378
AFC URGENT CARE SEMINOLE			376	100%	376
BAYA PHARMACY WEST		8	368	98%	376
CHILDRENS MEDICAL ASSOCIATION PA		330	43	12%	373
Ocala Health and Rehabilitation Center		354	18	5%	372
HENDRY REGIONAL MEDICAL CENTER		107	264	71%	371
URGENT CARE BETHESDA	1	318	52	14%	371
PALMS OF SEBRING		341	30	8%	371
MANOR OAKS NURSING & REHAB CENTER	2	368	1	0%	371

COVID-19: testing by laboratory

Data through Jan 22, 2021 verified as of Jan 23, 2021 at 09:25 AM

Data in this report are provisional and subject to change.

The numbers in the table below represent the number of Florida and non-Florida residents for whom test results were received by the Department of Health. A person can be tested by more than one laboratory and can have both positive and negative results. **Therefore, the sum of the numbers in each column will be larger than the total number of people tested.**

Reporting lab	Inconclusive	Negative	Positive	Percent positive	Total
MEDONE URGENT CARE CENTER		149	222	60%	371
MANOR CARE NURSING CENTER OF SARASOTA FL LLC		322	48	13%	370
FERNANDINA BEACH REHAB AND NURSING	1	357	12	3%	370
ADVANCED MEDICAL OF NAPLES LLC		309	61	16%	370
CITRUS NURSING CENTER LLC		344	25	7%	369
EXPRESS PHARMACY		339	29	8%	368
ADVENT HEALTH - TAMPA		148	219	60%	367
TREASURE COAST COMMUNITY HEALTH	3	309	52	14%	364
FLORIDA DEPARTMENT OF HEALTH IN CALHOUN COUNTY		256	108	30%	364
VIERA HOSPITAL, INC		274	88	24%	362
PHYSICIANS STAT LAB INC		307	55	15%	362
MINUTECLINIC LLC #6007		292	69	19%	361
SUNRISE URGENT CARE ASSOCIATES LLC D/B/A	2	98	261	72%	361
FLORIDA GULF COAST UNIVERSITY		199	161	45%	360
FAIR HAVENS CENTER, OPCO		355	5	1%	360
FLORIDA HOSPITAL MEDICAL GROUP		253	105	29%	358
Stacey Health Care Centers Inc. dba Riverside Care Center		330	28	8%	358
INDIAN RIVER CTR, LLC		317	40	11%	357
SOLARIS HEALTHCARE MERRITT ISLAND		328	29	8%	357
CONSULATE HEALTH CARE OF BAYONET POINT	3	347	7	2%	357
INFORM DIAGNOSTICS		349	7	2%	356
SOLARIS HEALTHCARE LAKE CITY		290	65	18%	355
UR MEDICINE LABS- CENTRAL LABORATORY		337	18	5%	355
ADVENT HEALTH CENTRA CARE - LAKE MARY	2	104	249	70%	355
ABBAY DELRAY		349	5	1%	354
AFC PHYSICIANS OF FLORIDA		220	133	38%	353
FLORIDA HOSPITAL WAUCHULA		242	111	31%	353
SANFORD LABORATORIES		325	24	7%	349
MY CLINICAL LAB		224	125	36%	349
BAYSHORE DIAGNOSTICS		309	40	11%	349
POINT WASHINGTON MEDICAL CLINIC		184	165	47%	349
ST PETERSBURG PEDIATRICS	1	299	48	14%	348
HOPE HOSPICE AND COMMUNITY SERVICES INC	12	325	10	3%	347
CORE DIAGNOSTIC LABORATORIES LLC		237	110	32%	347
THE PALACE MANAGEMENT - THE PALACE AT CORAL GABLES		344	2	1%	346
VILLAGE AT VIENNA SQUARE,THE	6	329	9	3%	344
CORAL BAY HEALTHCARE AND REHABILITATION	1	329	12	4%	342
ORCHARD PARK HEALTH & REHABILITATION		338	4	1%	342
Timberridge Center for Rehabilitation and Healing		315	26	8%	341
HEALTH DESIGNS		328	13	4%	341
BENTON PEDIATRICS INC		305	36	11%	341
ADVENT HEALTH CENTRA CARE - PALM COAST		80	261	77%	341
SIGNATURE HEALTHCARE OF BROOKWOOD GARDENS		339	1	0%	340
AMERICAN RESEARCH LABS		165	175	51%	340
SUWANNEE HEALTH AND REHABILITATION CENTER		335	5	1%	340
SIPARADIGM, DIAGNOSTIC INFORMATICS		273	67	20%	340
SELECT REFERENCE LABORATORIES, LLC	1	326	12	4%	339

COVID-19: testing by laboratory

Data through Jan 22, 2021 verified as of Jan 23, 2021 at 09:25 AM

Data in this report are provisional and subject to change.

The numbers in the table below represent the number of Florida and non-Florida residents for whom test results were received by the Department of Health. A person can be tested by more than one laboratory and can have both positive and negative results. **Therefore, the sum of the numbers in each column will be larger than the total number of people tested.**

Reporting lab	Inconclusive	Negative	Positive	Percent positive	Total
DBI HEALTH INC		325	14	4%	339
FLORIDA DEPARTMENT OF HEALTH CLAY COUNTY	1	245	91	27%	337
RUSKIN HEALTH CENTER		226	111	33%	337
BROOKSVILLE HEALTHCARE CENTER LLC		332	4	1%	336
MICHAEL A MIDDLETON MD PA		323	13	4%	336
NORTH FLORIDA REHABILITATION & SPECIALTY CARE		332	3	1%	335
PALMETTO FAMILY HEALTHCARE	1	206	126	38%	333
ADVENT HEALTH CENTRA CARE - LEESBURG		13	318	96%	331
SEMINOLE NURSING PAVILION		324	7	2%	331
SANDBAY URGENT CARE		265	66	20%	331
NORTH FLORIDA MEDICAL GROUP		229	102	31%	331
BLOUNTSTOWN REHABILITATION CENTER LLC		225	104	32%	329
NORTH PINELLAS STATMED QUICK QUALITY CLINICS		236	93	28%	329
Cypress Cove Care Center		228	100	30%	328
USAFSAM/PHE		174	154	47%	328
Life Care Center at Wells Crossing		309	18	6%	327
TRI-COUNTY NURSING AND REHABILITATION CENTER INC		311	15	5%	326
PALM GARDEN OF CLEARWATER		307	18	6%	325
Solaris Healthcare Daytona	1	278	45	14%	324
MEDSCAN LABORATORY INC	1	163	160	49%	324
VETERANS AFFAIRS MEDICAL CENTER - LAKE CITY		52	270	84%	322
CLERMONT HEALTH AND REHABILITATION CENTER		300	22	7%	322
DXTERITY DIAGNOSTICS	1	305	15	5%	321
Life Care Center of Ocala		277	43	13%	320
solaris Healthcare Parkway	2	306	12	4%	320
CORAL TRACE HEALTH CARE	2	313	5	2%	320
Darcy Hall Of Life Care		318	2	1%	320
HAINES CITY REHABILITATION AND NURSING CENTER		296	23	7%	319
HEALTH CENTRAL PARK		253	66	21%	319
GOOD SAMARITAN CENTER		318	1	0%	319
MIDWAY SPECIALTY CARE CENTER	3	203	113	35%	319
MEDICAL CENTER OF DELTONA, INC		248	70	22%	318
MINUTECLINIC LLC, #10357		316	1	0%	317
Palmetto Subacute Care Center		309	8	3%	317
SUSANNA WESLEY HEALTH CENTER		281	35	11%	316
SHORE ACRES CARE CENTER		282	33	10%	315
PEBBLEBROOK PHARMACY		237	78	25%	315
ASAP LAB LLC		200	115	37%	315
AFC URGENT CARE TYRONE		2	312	99%	314
MEDFAST URGENT CARE CENTER		83	230	73%	313
GENESIS MEDICAL LABORATORY MIAMI FL.		83	230	73%	313
FLORIDA HOSPITAL HEARTLAND MED CTR LAKE PLACID		229	84	27%	313
HEALTHY STEPS PEDIATRICS		274	38	12%	312
AFC URGENT CARE FAMILY CARE			312	100%	312
Manatee Springs Rehabilitation and Nursing Center		292	19	6%	311
LIFE CARE PONTE VEDRA INC		306	5	2%	311
CARENOW	2	161	148	48%	311

COVID-19: testing by laboratory

Data through Jan 22, 2021 verified as of Jan 23, 2021 at 09:25 AM

Data in this report are provisional and subject to change.

The numbers in the table below represent the number of Florida and non-Florida residents for whom test results were received by the Department of Health. A person can be tested by more than one laboratory and can have both positive and negative results. **Therefore, the sum of the numbers in each column will be larger than the total number of people tested.**

Reporting lab	Inconclusive	Negative	Positive	Percent positive	Total
PALM GARDEN OF WINTER HAVEN		296	15	5%	311
MANORCARE HEALTH SERVICES - VENICE		257	53	17%	310
MEDIPATH		16	292	95%	308
MEDEXPRESS LUTZ		3	305	99%	308
AFC URGENT CARE CLEARWATER	1	122	184	60%	307
PALM GARDEN OF ORLANDO		276	31	10%	307
SOLARIS HEALTHCARE OSCEOLA		295	12	4%	307
Quest Diag Unspecifd	1	180	125	41%	306
BREVARD HEALTH ALLIANCE		119	187	61%	306
AFC PHYSICIANS OF FLORIDA PA		198	107	35%	305
LIFEBRITE	1	123	179	59%	303
Bayside Care Center	1	282	20	7%	303
ELLENTON PEDIATRICS		286	17	6%	303
SOLARIS HEALTHCARE BAYONET POINT		290	12	4%	302
FAIRWAY OAKS CENTER LLC	6	289	6	2%	301
DELTONA HEALTH CARE		277	23	8%	300
Palm Garden of Largo		297	3	1%	300
KEY WEST HEALTH AND REHAB	1	291	7	2%	299
FLORIDA DEPARTMENT OF HEALTH		264	35	12%	299
STARKE FAMILY MEDICAL CENTER		238	60	20%	298
ADVENT HEALTH CENTRA CARE - TITUSVILLE		56	241	81%	297
PHYSICIANS REGIONAL WALK-IN		185	112	38%	297
PALM GARDEN OF WEST PALM BEACH☐	2	279	15	5%	296
BUENA VISTA URGENT CARE		264	32	11%	296
HEARTLAND PEDIATRICS OF LAKE WALES		259	34	12%	293
PruittHealth Panama City	1	233	59	20%	293
NORTHWEST MEDICAL CENTER CLINICAL LABORATORY		175	117	40%	292
AVELLINO LAB USA, INC	1	279	12	4%	292
Marshall Health and Rehabilitation Center		265	25	9%	290
PALM GARDEN OF GAINESVILLE	2	285	2	1%	289
AUBURN UNIVERSITY MEDICAL CLINIC		227	62	21%	289
LabCorp (Non-Interfaced)	1	115	172	60%	288
Destin Healthcare and Rehabilitation Center	1	259	28	10%	288
BOCA BIOLISTICS REFERENCE LABORATORY	2	185	100	35%	287
ASCEND CLINICAL	2	232	52	18%	286
LAKELAND REGIONAL HEALTH SYSTEMS INC		20	266	93%	286
BIOCEPT		270	16	6%	286
GANDY CROSSING CARE CENTER	1	272	13	5%	286
BAY VILLAGE OF SARASOTA INC		282	3	1%	285
SPECIALTY HEALTH AND REHABILITATION CENTER		260	25	9%	285
Bardmoor Oaks Healthcare and Rehabilitation Center		279	6	2%	285
CARITHERS PEDIATRIC GROUP		248	36	13%	284
PRIMARY CARE SOUTH INC		31	253	89%	284
SEA BREEZE REHAB AND NURSING CENTER☐		278	6	2%	284
OSPREY LODGE		230	54	19%	284
GOOD SAMARITAN SOCIETY-DAYTONA		278	5	2%	283
PruittHealth Santa Rosa		195	88	31%	283

COVID-19: testing by laboratory

Data through Jan 22, 2021 verified as of Jan 23, 2021 at 09:25 AM

Data in this report are provisional and subject to change.

The numbers in the table below represent the number of Florida and non-Florida residents for whom test results were received by the Department of Health. A person can be tested by more than one laboratory and can have both positive and negative results. **Therefore, the sum of the numbers in each column will be larger than the total number of people tested.**

Reporting lab	Inconclusive	Negative	Positive	Percent positive	Total
ROLLINS COLLEGE WELLNESS CENTER		130	151	54%	281
HARDEE MANOR HEALTH CARE CENTER	1	274	3	1%	278
GRAND COURT TAMPA		275	3	1%	278
CRONOS CLINICAL LABORATORY	17	183	78	28%	278
LIFE CARE CENTER OF PALM BAY□		272	6	2%	278
EPN URGENT CARE		43	234	84%	277
SPRINGTREE REHAB & HEALTH CARE CENTER		261	16	6%	277
PRUITT HEALTH-SANTA ROSA		275	2	1%	277
ST JAMES HEALTH AND REHABILITATION CENTER		193	84	30%	277
ATLANTIC SHORES NURSING AND REHAB CENTER	1	268	7	3%	276
HARDEE COUNTY HEALTH DEPARTMENT		216	60	22%	276
VILLAGE DOCTORS FAMILY MEDICAL CENTER OF		218	57	21%	275
LITTLE PINE PEDIATRICS PLLC		235	40	15%	275
BRIDGEWATER PARK HEALTH AND REHAB		257	17	6%	274
AURORA DIAGNOSTICS BERNHARDT LABORATORIES PATHOLOGY SERVICE		190	83	30%	273
WESTCHESTER GARDENS LIMITED PARTNERSHIP		268	5	2%	273
AVENTURA REHAB AND NURSING CENTER		268	5	2%	273
Glades West Rehabilitation and Nursing Center		265	8	3%	273
PINES OF SARASOTA		270	3	1%	273
FAMILY HEALTH CENTERS OF SOUTHWEST FLORIDA INC		222	50	18%	272
ARGO SENIOR LIVING AT HAVERHILL		256	16	6%	272
OCEAN VIEW NURSING AND REHAB CENTER		259	13	5%	272
CONSULATE HEALTH CARE OF SAFETY HARBOR		266	6	2%	272
AFC URGENT CARE		66	205	76%	271
HOMESTEAD MANOR	2	229	40	15%	271
KISSIMMEE FACILITY OPERATIONS LLC		252	19	7%	271
ROSEWOOD HEALTH AND REHABILITATION CENTER		256	14	5%	270
FIRST CHOICE PEDIATRICS		197	73	27%	270
SERENADES IN THE VILLAGES		216	54	20%	270
ST JUDE CHILDREN'S RESEARCH HOSPITAL		256	14	5%	270
ST LUCIE EMPLOYEE HEALTH & WELLNESS CENTER		266	3	1%	269
Premier Place at The Glenview		260	8	3%	268
LUTHERAN HAVEN		260	8	3%	268
ADVENT HEALTH CENTRA CARE - ALTAMONTE SPRINGS		159	109	41%	268
SIGNATURE HEALTHCARE OF NORTH FLORIDA		265	2	1%	267
ORCHARD RIDGE CARE AND REHABILITATION CENTER		257	10	4%	267
SUN COUNTRY PEDIATRICS PLLC	6	234	26	10%	266
ADVENT HEALTH CENTRA CARE - ORMOND BEACH		113	153	58%	266
LAKE EUSTIS HEALTH AND REHABILITATION CENTER		259	6	2%	265
SAINTS 120 LLC	1	230	33	13%	264
FL HUD DESTIN, LLC D/B/A GRAND BOULEVARD HEALTH		231	33	13%	264
VILLAGE DOCTORS OF KEYSTONE		193	71	27%	264
TAMARAC REHABILITATION & HEALTH CENTER		262	1	0%	263
SABAL DIRECT PRIMARY CARE, PA		217	46	17%	263
MANOR CARE OF BOYNTON BEACH LLC		243	18	7%	261
FAMILY CARE PARTNERS OF NORTHEAST FLORIDA LLC		192	68	26%	260
PEDIATRIC HEALTHCARE ALLIANCE		238	22	8%	260

COVID-19: testing by laboratory

Data through Jan 22, 2021 verified as of Jan 23, 2021 at 09:25 AM

Data in this report are provisional and subject to change.

The numbers in the table below represent the number of Florida and non-Florida residents for whom test results were received by the Department of Health. A person can be tested by more than one laboratory and can have both positive and negative results. **Therefore, the sum of the numbers in each column will be larger than the total number of people tested.**

Reporting lab	Inconclusive	Negative	Positive	Percent positive	Total
CLIFFORD CHESTER SIMS VA NURSING HOME		251	9	3%	260
QUALITOX LABORATORIES		105	154	59%	259
renaissance health and rehabilitation center		244	15	6%	259
CONSULATE HEALTHCARE OF KISSIMMEE		247	12	5%	259
THE SPRINGS AT BOCA CIEGA BAY		250	9	3%	259
HEATHER HILL HEALTHCARE CENTER		216	42	16%	258
MINUTECLINIC LLC #5157		217	41	16%	258
FLORIDA WOMAN CARE LABORATORY LLC		232	26	10%	258
DAVID SCOTT MADWAR MD PA□		231	26	10%	257
BEAR CREEK NURSING CENTER		252	4	2%	256
LIFE CARE CENTER OF WINTER HAVEN		238	18	7%	256
TIDEWELL HOSPICE INC		252	3	1%	255
DIAGNOSTIC & CLINICAL CARE SERVICES INC DBA		208	47	18%	255
PERSONALIZED GENETIC TESTING	1	162	92	36%	255
AVANTE AT MT DORA		251	2	1%	253
BRISTOL AT TAMPA, THE	3	240	8	3%	251
Solaris Healthcare Lake Bennet		218	32	13%	250
FLORIDA DEPARTMENT OF HEALTH IN LIBERTY COUNTY	2	168	80	32%	250
ROSEN MEDICAL CENTER		217	33	13%	250
Rehabilitation Center for Park Place LLC		243	7	3%	250
PIONEER CLINICAL LAB, LLC		166	83	33%	249
RULEME CENTER	2	225	21	8%	248
SAMANTHA WILSON CARE CENTER	2	237	9	4%	248
SHELL POINT VILLAGE MEDICAL CENTER		246	1	0%	247
COLOR GENOMICS, INC.	2	239	6	2%	247
SILVER CREEK SENIOR LIVING COMMUNITY		242	5	2%	247
MARTIN MEMORIAL MEDICAL CENTER LAB		128	118	48%	246
CARRINGTON PLACE OF ST PETE LLC		242	4	2%	246
BROWARD PARTNERSHIP	3	239	3	1%	245
The Care Center at Pinellas Park	1	236	8	3%	245
PROTEUS MOLECULAR AND CLINICAL LAB	1	148	96	39%	245
Solaris HealthCare Imperial		239	6	2%	245
Fernandina Beach Rehabilitation and Nursing Center		242	2	1%	244
BROWARD NURSING & REHABILITATION CTR	8	231	5	2%	244
MALABAR/ADVENT CENTRA CARE		48	196	80%	244
QUICK CARE MED		192	52	21%	244
Heritage Healthcare at Tallahassee		239	4	2%	243
ROSEWOOD HEALTHCARE & REHABILITATION CENTER		239	4	2%	243
HARBOURWOOD	1	238	4	2%	243
ORANGE BLOSSOM FAMILY HEALTH		225	17	7%	242
ARCHER HEALTH VENTURES, LLC		217	25	10%	242
JACKSON PLAZA NURSING & REHAB CENTER	2	233	6	2%	241
AVANTE AT LEESBURG INC		241			241
GOOD SAMARITAN CARES		236	5	2%	241
TUSKAWILLA NURSING AND REHAB CENTER	2	232	7	3%	241
TALLAHASSEE NHHI LLC	1	214	26	11%	241
SERANADES BY SONATA WEST ORANGE		214	26	11%	240

COVID-19: testing by laboratory

Data through Jan 22, 2021 verified as of Jan 23, 2021 at 09:25 AM

Data in this report are provisional and subject to change.

The numbers in the table below represent the number of Florida and non-Florida residents for whom test results were received by the Department of Health. A person can be tested by more than one laboratory and can have both positive and negative results. **Therefore, the sum of the numbers in each column will be larger than the total number of people tested.**

Reporting lab	Inconclusive	Negative	Positive	Percent positive	Total
HEALTH PARK CARE CENTER		236	3	1%	239
Solaris Healthcare Coconut Creek		236	3	1%	239
KENNEDY PAIN CLINIC GROUP LLC		211	27	11%	238
PEDIATRIC HEALTH CARE ALLIANCE, PA		215	22	9%	237
PALM GARDEN OF AVENTURA		236	1	0%	237
BRENTWOOD RETIREMENT COMMUNITY	5	204	28	12%	237
ADVENT HEALTH CENTRA CARE - UNIVERSITY	1	95	140	59%	236
RIVERS FAMILY MEDICINE PA		172	64	27%	236
Vi at Lakeside Village Skilled Nursing		230	5	2%	235
OAK HAMMOCK AT THE UNIVERSITY OF FLORIDA		229	6	3%	235
REGENTS PARK AT AVENTURA		221	14	6%	235
BAYA POINTE NURSING AND REHABILITATION		151	83	35%	234
BAY TREE CARE AND REHABILITATION CENTER		197	37	16%	234
ELMHURST HOSPITAL CENTER	1	222	11	5%	234
REHABILITATION CENTER OF LAKE CITY, THE		206	28	12%	234
BUREAU OF CLINICAL LABORATORIES		197	37	16%	234
LAKE PARK OF MADISON		228	6	3%	234
AMEERAH LABS, LLC	2	177	55	24%	234
FG RAPID RESULTS	2	115	117	50%	234
MEMPHIS PATHOLOGY LABORATORY	4	212	17	7%	233
PIONEER CLINICAL LAB LLC		174	59	25%	233
Bay Breeze Senior Living and Rehabilitation Center		181	51	22%	232
MANOR CARE OF NAPLES FL LLC		228	3	1%	231
LONGWOOD FAMILY PRACTICE		181	50	22%	231
SILVERCREST HEALTH AND REHABILITATION CENTER	3	221	6	3%	230
CHIPOLA HEALTH AND REHAB		212	17	7%	229
ManorCare Health Services-Palm Harbor	1	228			229
PALMS REHABILITATION AND HEALTHCARE CENTER		216	12	5%	228
HCSO OCCUPATIONAL HEALTH AND WELLNESS CENTER		173	54	24%	227
ADVENT HEALTH CENTRA CARE - COLONIAL TOWN	1	175	51	22%	227
TIERRA PINES CENTER		216	11	5%	227
LYNN HAVEN SPORTS COMPLEX-WALKON CLINIC		20	206	91%	226
ACCURATE DIAGNOSTIC LABS, INC		212	14	6%	226
ADVENT HEALTH CENTRA CARE		104	122	54%	226
TGH		1	225	100%	226
MANDARIN PEDIATRICS		209	17	8%	226
PARKS HEALTHCARE & REHABILITATION CTR	4	211	10	4%	225
TERRACES OF LAKE WORTH CARE CENTER		217	8	4%	225
LEHIGH VALLEY GENOMICS			224	100%	224
ASSOCIATESMD MEDICAL GROUP INC		181	43	19%	224
MINUTECLINIC LLC #214		186	38	17%	224
BOND CLINIC PA PEDIATRICS DEPT		195	29	13%	224
Sunset Point Center		219	4	2%	223
AMERICAN HOUSE SENIOR LIVING		182	41	18%	223
FAMILY CARE PARTNERS OF NE FLORIDA LLC		161	61	27%	222
FLORIDA HEART & VASCULAR MULTISPECIALTY GROUP PA		151	71	32%	222
CHILDRENS CLINIC WEST FLORIDA PEDIATRICS		198	24	11%	222

COVID-19: testing by laboratory

Data through Jan 22, 2021 verified as of Jan 23, 2021 at 09:25 AM

Data in this report are provisional and subject to change.

The numbers in the table below represent the number of Florida and non-Florida residents for whom test results were received by the Department of Health. A person can be tested by more than one laboratory and can have both positive and negative results. **Therefore, the sum of the numbers in each column will be larger than the total number of people tested.**

Reporting lab	Inconclusive	Negative	Positive	Percent positive	Total
SUNLAND MARIANNA COX MEDICAL CENTER		186	36	16%	222
CROSS POINTE CARE CENTER	2	219			221
ORLANDO VA MEDICAL CENTER			221	100%	221
ABBOTT LABORATORIES		142	78	35%	220
DIGNITY HEALING, LLC		209	11	5%	220
MOLECULAR TESTING LABS		179	41	19%	220
ADDINGTON PLACE AT WELLINGTON GREEN		216	3	1%	219
Boynton Beach Rehabilitation Center	2	213	4	2%	219
NATIONS BEST FAMILY HEALTH CARE		77	142	65%	219
WOOD LAKE HEALTH AND REHABILITATION CENTER		219			219
W FRANK WELLS NURSING HOME		191	27	12%	218
INTERNAL MEDICINE & PEDIATRICS OF TAMPA BAY PA		174	43	20%	217
EDGEWATER AT WATERMAN VILLAGE,THE		205	12	6%	217
AVECINA MOBILE		118	99	46%	217
THE MANOR AT CARPENTERS		185	32	15%	217
USA HEALTH UNIVERSITY HOSPITAL CLINICAL LABORATORY	1	213	3	1%	217
LAKE PORT SQUARE		200	17	8%	217
ADVENTHEALTH EXPRESS CARE AT WALGREENS 49TH STREET		175	41	19%	216
MIAMI JEWISH HEALTH SYSTEMS, INC	1	207	8	4%	216
ST. CLOUD REGIONAL MEDICAL CENTER		199	17	8%	216
Consulate Health Care of North Fort Myers		203	12	6%	215
VETERANS AFFAIRS MEDICAL CENTER - MIAMI			215	100%	215
SOUTHWEST ORLANDO FAMILY MEDICINE, PL		173	41	19%	214
GATEWAY/ADVENT CENTRA CARE	1	24	189	88%	214
HOLIDAY CVS LLC DBA CVS/PHARMACY #0440		209	5	2%	214
FELLOWSHIP HOME AT THE FAIRWAY LLC		208	6	3%	214
FLORIDA CLINICAL LABORATORY-BIOREFERENCE LABORATORIES		67	147	69%	214
LAB DOCTOR		187	26	12%	213
BLOCK, NATION, CHASE, AND SMOLEN FAMILY MEDICINE		157	56	26%	213
OCALA FAMILY MEDICAL CENTER INC	1	172	40	19%	213
HAVEN OF OUR LADY OF PEACE INC		205	8	4%	213
POCONO MEDICAL CENTER		212			212
CONSULATE HEALTH CARE OF WINTER HAVEN		209	3	1%	212
URGENT CARE EXPRESS LLC		1	211	100%	212
PCB CLINIC		167	45	21%	212
SUNRISE DIAGNOSTIC LABORATORY		158	53	25%	211
COMMUNITY HEALTH AND REHABILITATION CENTER		169	42	20%	211
Lake Port Square Health Center		195	15	7%	210
CLINICAL PATHOLOGY LABS INC		208	2	1%	210
Chatsworth at PGA National, LLC		201	9	4%	210
WESTWOOD HEALTHCARE SNF		175	34	16%	209
PEDIATRICS IN BREVARD PA		188	21	10%	209
The Palace Nursing and Rehabilitation Center		209			209
Taylor Care Center		204	5	2%	209
ST CATHERINE'S WEST REHABILITATION HOSPITAL		197	12	6%	209
Lakewood Nursing Center		183	26	12%	209
Cross Gardens Care Center		206	1	0%	207

COVID-19: testing by laboratory

Data through Jan 22, 2021 verified as of Jan 23, 2021 at 09:25 AM

Data in this report are provisional and subject to change.

The numbers in the table below represent the number of Florida and non-Florida residents for whom test results were received by the Department of Health. A person can be tested by more than one laboratory and can have both positive and negative results. **Therefore, the sum of the numbers in each column will be larger than the total number of people tested.**

Reporting lab	Inconclusive	Negative	Positive	Percent positive	Total
DOCTORS MEMORIAL FAMILY MEDICINE	2	142	63	30%	207
ORANGE COUNTY HEALTH DEPT		197	9	4%	206
ANCIENT CITY PEDIATRICS		194	12	6%	206
UNIVERSITY OF TAMPA STUDENT HEALTH AND SHC CLINICAL LABORATORY		64	142	69%	206
Parkview Rehabilitation Center at Winter Park		201	4	2%	205
BAPTIST PRIMARY CARE, INC		188	17	8%	205
HOMESTEAD VILLAGE		201	4	2%	205
SIGNATURE HEALTHCARE AT THE COURTYARD		158	46	23%	204
AVON PARK PEDIATRICS INC	3	182	19	9%	204
FULGENT GENETICS	2	163	39	19%	204
POLK COUNTY HEALTH DEPARTMENT		178	24	12%	202
HEALTH FIRST - HOLMES REGIONAL MEDICAL CENTER		32	170	84%	202
Governors Creek Health and Rehabilitation	1	198	2	1%	201
CHAUTAUQUA REHABILITATION AND NURSING CENTER		192	9	4%	201
Avante at Orlando		198	3	1%	201
VAMC WEST PALM LAB		5	196	98%	201
SOLARIS SENIOR LIVING VERO BEACH		192	7	4%	199
ADVANCED AMBULATORY SURGERY CENTER		189	10	5%	199
TRENTON MEDICAL CENTER INC DBA PALMS MEDICAL GROUP	4	140	55	28%	199
Life Care Center of Punta Gorda	1	186	11	6%	198
EXCEL PEDIATRICS		159	39	20%	198
DEPARTMENT OF HEALTH & HUMAN SERVICES		198			198
ADVENT HEALTH - CARROLLWOOD	4	169	25	13%	198
PATHGROUP LABS LLC		94	104	53%	198
Avante at Inverness		198			198
Solaris Senior Living North Naples ALF		190	7	4%	197
FORT MYERS REHABILITATION AND NURSING CENTER		173	24	12%	197
ASCENSION MEDICAL GROUP		2	195	99%	197
ESTERO ISLAND MEDICAL CENTER		161	36	18%	197
CORAL REEF NURSING & REHABILITATION CENTER		194	2	1%	196
RIVERWOOD HEALTH NH LLC		157	39	20%	196
GLENRIDGE ON PALMER RANCH,THE		189	7	4%	196
WIREGRASS DIRECT PRIMARY CARE PLLC□		166	30	15%	196
AMBULATORY SURGERY CENTER OF BOCA RATON LTD		194	1	1%	195
MACTOWN, INC		194	1	1%	195
LASER & SURGERY CENTER OF THE PALM BEACHES□		193	1	1%	194
BROOKDALE PADDOCK HILLS		193	1	1%	194
San Jose Health & Rehabilitation		190	3	2%	193
FLOMEDILAB		19	174	90%	193
SUPERIOR RESIDENCES OF PANAMA CITY BEACH		187	6	3%	193
Orchid Cove at Sarasota		192	1	1%	193
AMERICAN FINNISH NURSING HOME	1	187	5	3%	193
Bayside Health and Rehabilitation		164	29	15%	193
PAVILION FOR HEALTHCARE, THE		191	1	1%	192
HEALTH LINK DIAGNOSTIC LABORATORIES		182	9	5%	191
FIRST CHOICE PRIMARY CARE		151	40	21%	191
FORT PIERCE HEALTH CARE		186	5	3%	191

COVID-19: testing by laboratory

Data through Jan 22, 2021 verified as of Jan 23, 2021 at 09:25 AM

Data in this report are provisional and subject to change.

The numbers in the table below represent the number of Florida and non-Florida residents for whom test results were received by the Department of Health. A person can be tested by more than one laboratory and can have both positive and negative results. **Therefore, the sum of the numbers in each column will be larger than the total number of people tested.**

Reporting lab	Inconclusive	Negative	Positive	Percent positive	Total
Nspire Health Care Kendall		180	10	5%	190
ATLANTIC URGENT CARE		130	60	32%	190
CENTERSTONE OF FLORIDA☐		177	13	7%	190
WASHINGTON REHAB AND NURSING		180	9	5%	189
ADVENT HEALTH - ORLANDO		138	51	27%	189
NAPLES CHILDREN'S URGENT CARE		149	39	21%	188
AMERICAN MEDICAL RESPONSE		184	4	2%	188
WOMEN'S CARE FLORIDA LABORATORY		183	5	3%	188
BAPTIST PRIMARY CARE INC	1	166	21	11%	188
ENCOMPASS HEALTH REHABILITATION HOSPITAL	5	178	4	2%	187
NEO GENOMICS - FORT MYERS	1	181	5	3%	187
NSPIRE HEALTHCARE LAUDERHILL		181	6	3%	187
PLANTATION NURSING & REHAB CENTER		186			186
PORT SAINT LUCIE HOSPITAL		177	9	5%	186
BAYVIEW CENTER		183	2	1%	185
CYPRESS POINT LIVING, LLC		172	13	7%	185
ADVENTHEALTH MEDICAL GROUP PROMPT CAR	1	127	57	31%	185
ARCPPOINT LABS OF ST PETERSBURG		118	67	36%	185
PEDIATRICS BY THE SEA		180	5	3%	185
BOCA RATON REHABILITATION CENTER	4	178	3	2%	185
JAMES A HALEY VETERANS HOSPITAL			185	100%	185
RAINBOW PEDIATRIC CENTER PA		170	15	8%	185
SUNSHINE URGENT CARE LLC		114	71	38%	185
JACKSONVILLE KIDS PEDIATRICS, PLLC		161	24	13%	185
Whispering Oaks	9	153	23	12%	185
ADVENT		172	13	7%	185
OCEAN REEF MEDICAL CENTER		150	35	19%	185
FLORIDA KEYS PEDIATRICS & ADOLESCENT CENTER		175	9	5%	184
Crossbreeze care center		183	1	1%	184
ADVENT HEALTH CENTRA CARE - DAYTONA BEACH		93	91	49%	184
CONSULATE HEALTH CARE OF MELBOURNE		181	3	2%	184
KINDRED HOSPITAL	7	174	3	2%	184
ST. JAMES BAY HEALTH AND REHABILITATION CENTER		183	1	1%	184
CYPRESS COVE		179	5	3%	184
ADVENT HEALTH CENTRA CARE - WESLEY CHAPEL		13	170	93%	183
ABBIEJEAN RUSSELL CARE CENTER☐		183			183
FRICKS PHARMACY		138	45	25%	183
TRINITY REGIONAL REHAB CENTER		168	15	8%	183
INN AT ASTON GARDENS, THE		176	5	3%	181
LAKE VIEW CARE CENTER AT DELRAY		176	5	3%	181
NADAL PEDIATRICS - VICTORIA STREET (3385)		153	28	15%	181
Consulate Healthcare of West Palm Beach		167	14	8%	181
BROOKDALE FORT MYERS CYPRESS LAKE		180	1	1%	181
CENTRA CARE – AZALEA PARK		98	82	46%	180
Life Care Center at Inverrary		178	2	1%	180
OKEECHOBEE COUNTY HEALTH DEPT	1	115	63	35%	179
HOLLEY NAVARRE MEDICAL CLINIC		126	53	30%	179

COVID-19: testing by laboratory

Data through Jan 22, 2021 verified as of Jan 23, 2021 at 09:25 AM

Data in this report are provisional and subject to change.

The numbers in the table below represent the number of Florida and non-Florida residents for whom test results were received by the Department of Health. A person can be tested by more than one laboratory and can have both positive and negative results. **Therefore, the sum of the numbers in each column will be larger than the total number of people tested.**

Reporting lab	Inconclusive	Negative	Positive	Percent positive	Total
NIGHT LITE PEDIATRICS WINTER GARDEN		144	35	20%	179
ARBOR FACILITY INC		179			179
UCC - WELLINGTON		1	177	99%	178
HOLISTIX TREATMENT CENTERS		172	6	3%	178
FINLAY CLINICAL LABORATORY INC		36	142	80%	178
ANTHEM LAKES LLC		151	26	15%	177
NORTH FLORIDA PEDIATRICS - MARIANNA		141	36	20%	177
ADVENT HEALTH CENTRA CARE - CARROLLWOOD		5	172	97%	177
CONEY ISLAND HOSPITAL		169	7	4%	176
Heritage Park Rehabilitation & Healthcare		159	17	10%	176
BAPTIST HEALTH PRIMARY CARE	1	134	41	23%	176
LAKESIDE NEUROLOGIC		168	8	5%	176
Emory L Bennett State Veterans Nursing Home		173	2	1%	175
OAKBROOK HEALTH AND REHABILITATION CENTER	1	160	14	8%	175
The Inn at Sarasota Bay Club		172	2	1%	174
Consulate Health Care of St. Petersburg		174			174
MEDICAL CONSULTANTS OF FLORIDA LLC	1	142	31	18%	174
TARPON POINT NURSING AND REHABILITATION CENTER		170	3	2%	173
PALM BEACH PEDIATRICS PA	2	156	14	8%	172
Heartland Healthcare of Ft. Myers	1	171			172
PEDIATRIC ASSOCIATES OF OCALA PA		152	20	12%	172
ASTON GARDENS AT PELICAN MARSH		169	3	2%	172
WATERMARK LAKE POINTE WOODS LLC		154	18	10%	172
NORTH VISTA HOSPITAL LABORATORY		143	28	16%	171
PADDOCK RIDGE		168	3	2%	171
AZALEA TRACE		159	12	7%	171
DISCOVERY VILLAGE AT MELBOURNE		158	13	8%	171
BOND CLINIC, PA		120	50	29%	170
Life Care Center of Sarasota		159	11	6%	170
HUNT CLUB PEDIATRIC ASSOCIATES, P.A.		142	28	16%	170
COLONY CLUB ALF,THE		156	13	8%	169
GOOD SAMARITAN SOCIETY OF DELAND		159	10	6%	169
CANTERFIELD OF CLAY COUNTY		132	37	22%	169
WHITE WILSON MEDICAL IMMEDIATE CARE NICEVILLE		1	167	99%	168
ALLSOUTH URGENT CARE		6	162	96%	168
PANAMA CITY DEVELOPMENTAL CENTER□		168			168
Concordia Village of Tampa AL		163	4	2%	167
URGENT CARE OF THE PALM BEACHES, NORTH PALM BEACH			167	100%	167
FHMG FLORIDA HOSPITAL MEDICAL GROUP		141	25	15%	166
FLORIDA HEALTH CARE PLAN INC		2	164	99%	166
EVENT MED SERVICES LABORATORY		163	3	2%	166
HOSPITAL FOR SPECIAL SURGERY		164	2	1%	166
BORLAND GROOVER CLINIC	1	135	29	18%	165
STATMED QUICK QUALITY CLINIC AT NORTH PINELLAS		65	100	61%	165
The Waterford		165			165
ADVENT HEALTH CENTRA CARE - TEMPLE TERRACE	1	103	61	37%	165
ORLANDO HEALTH EMERGENCY DEPARTMENT		154	11	7%	165

COVID-19: testing by laboratory

Data through Jan 22, 2021 verified as of Jan 23, 2021 at 09:25 AM

Data in this report are provisional and subject to change.

The numbers in the table below represent the number of Florida and non-Florida residents for whom test results were received by the Department of Health. A person can be tested by more than one laboratory and can have both positive and negative results. **Therefore, the sum of the numbers in each column will be larger than the total number of people tested.**

Reporting lab	Inconclusive	Negative	Positive	Percent positive	Total
CHIPOLA MEDICAL ASSOCIATES, LLC		106	58	35%	164
SARNO EXTENDED HOURS		104	60	37%	164
ST MARK VILLAGE		160	4	2%	164
EDGEWOOD NURSING CENTER		157	7	4%	164
ADVENT HEALTH CENTRA CARE - OVIEDO		63	101	62%	164
CLINICAL ENTERPRISE, INC		148	15	9%	163
CANTERFIELD OF OCALA, LLC		156	7	4%	163
BRADENTON HEALTH CARE		163			163
TRI COUNTY NURSING HOME		162	1	1%	163
DOCTORS MEMORIAL HOSPITAL		44	119	73%	163
ALL SEASONS NAPLES LLC		160	2	1%	162
LAB CORP	1	93	68	42%	162
TAVARES PEDIATRICS		136	26	16%	162
ONESTOP MEDICAL AND URGENT CARE LLC		128	34	21%	162
SOMERBY LAKE NONA		154	7	4%	161
NORTH FLORIDA PEDIATRICS PA - DUVAL		139	22	14%	161
FLORIDA HEALTH CARE PLANS			161	100%	161
GREENBRIAR REHABILITATION AND NURSING CENTER	1	159			160
KEYSTONE REHAB		160			160
Surrey Place Healthcare and Rehabilitation		158	1	1%	159
CORAL GABLES NURSING & REHABILITATION CENTER		151	8	5%	159
DE LUNA HEALTH AND REHABILITATION CENTER		142	16	10%	158
PRIMECARE OF DOTHAN		109	49	31%	158
WUESTHOFF REF LABORATORY			158	100%	158
VITAS HEALTHCARE CORPORATION		156	2	1%	158
DISCOVERY VILLAGE AT NAPLES		142	16	10%	158
KR at Hillsborough Lakes/Lutz Healthcare		152	5	3%	157
ARCADIA HEALTH AND REHABILITATION CENTER		100	57	36%	157
OSPREY VILLAGE AT AMELIA ISLAND LTD		150	7	4%	157
BEACON AT GULF BREEZE, THE	2	147	7	4%	156
Englewood Healthcare and Rehab		141	15	10%	156
TIMBERRIDGE NURSING HOME & REHAB		123	33	21%	156
TUSCAN GARDENS OF VENETIA MANAGEMENT COMPANY		150	6	4%	156
LAUREL POINT CARE ACQUISITION LLC DBA SANDGATE GARDENS REHAB AND NURSI		146	9	6%	155
PATRIOT MEDICAL LABORATORIES		149	6	4%	155
WALGREENS 10670		138	17	11%	155
PRUITT HEALTH		153	2	1%	155
COCOA BEACH/ADVENT CENTRA		41	114	74%	155
PALMETTTO FACILITY INC	1	153			154
VETERANS AFFAIRS ORLANDO VA MEDICAL CENTER			154	100%	154
24/7 PEDIATRIC CARE CENTERS INC		141	13	8%	154
Cross Terrace REhabilitation		152	1	1%	153
ARDEN COURTS OF LARGO FL, LLC		140	13	8%	153
AMELIA MEDICAL CARE		15	138	90%	153
VIERA MANOR ASSISTED LIVING RESIDENCE		145	7	5%	152
EXOSOME DIAGNOSTICS	1	135	16	11%	152
CITRUS HEALTH AND REHAB		128	24	16%	152

COVID-19: testing by laboratory

Data through Jan 22, 2021 verified as of Jan 23, 2021 at 09:25 AM

Data in this report are provisional and subject to change.

The numbers in the table below represent the number of Florida and non-Florida residents for whom test results were received by the Department of Health. A person can be tested by more than one laboratory and can have both positive and negative results. **Therefore, the sum of the numbers in each column will be larger than the total number of people tested.**

Reporting lab	Inconclusive	Negative	Positive	Percent positive	Total
FAWCETT MEMORIAL HOSPITAL-LAB		39	113	74%	152
PALM HARBOR FAMILY PRACTICE & WALK-IN		108	44	29%	152
DIAMOND RIDGE		147	4	3%	151
CSL PLASMA		28	122	81%	150
AMA MEDICAL GROUP LLC		124	26	17%	150
LIFE CARE CENTER OF PORT ST. LUCIE		143	7	5%	150
WOODBRIIDGE FACILITY INC		146	4	3%	150
MAGNOLIA FAMILY URGENT CARE		127	23	15%	150
NO FLORIDA PEDIATRICS, PA		128	22	15%	150
ELMCROFT PINECREST	1	143	5	3%	149
YOUR FAMILY WALK-IN CLINIC		5	144	97%	149
PRECISION HEALTH RESOURCES, LLC	1	133	15	10%	149
GENE BY GENE		61	88	59%	149
ADVENT HEALTH CARE CENTER		139	9	6%	148
BAY VUE NURSING AND REHABILITATION CENTER		138	10	7%	148
CAYUGA MEDICAL CENTER AT ITHACA		145	3	2%	148
Chatham Glen Healthcare and Rehabilitation Center		143	5	3%	148
BENDERSON FAMILY SKILLED NURSING AND □		133	15	10%	148
TUSCAN GARDENS OF PALM COAST		145	3	2%	148
MATHISON RETIREMENT COMMUNITY, INC		141	7	5%	148
THE RESIDENCE AT TIMBER PINES	4	132	12	8%	148
EDWARD J HEALEY REHAB & NURSING CENTER		147			147
MIRACLE HILL NURSING & REHABILITATION CENTER INC		142	5	3%	147
ROSECASTLE OF CITRUS		129	18	12%	147
SANDY PINES	2	131	14	10%	147
ADVENT HEALTH CENTRA CARE - ST. CLOUD		131	15	10%	146
GOLD CHOICE SENIOR COMMUNITIES		106	40	27%	146
ROSECASTLE OF ZEPHRHILLS		143	2	1%	145
REGENCY CARE OF BLOUNTSTOWN LLC		135	10	7%	145
GUEST HOUSE OCALA, THE		142	3	2%	145
LEESBURG PEDIATRICS		135	10	7%	145
NCRNC INC		140	4	3%	144
SUWANNEE VALLEY NURSING CENTER		134	10	7%	144
REFUAH HEALTH CENTER LABORATORY		138	6	4%	144
JEFFERY WEINZWEIG		2	141	99%	143
Quail Run Health Care Center		143			143
FIRST CHOICE PEDIATRICS SEMORAN		79	64	45%	143
Coastal Health and Rehabilitation Center		135	8	6%	143
BARKLEY PLACE	1	137	4	3%	142
MEADOWCREST FAMILY PHYSICIANS		92	50	35%	142
PALM BEACH COUNTY HEALTH DEPT LAB	4	132	6	4%	142
ZON BEACHSIDE LLC □		117	25	18%	142
PORT ST LUCIE REHABILITATION AND HEALTHCARE		98	43	30%	141
UNITED CLINICAL LABORATORIES		132	9	6%	141
GLADES HEALTH CARE CENTER		138	3	2%	141
US MEDICAL CARE, INC		126	15	11%	141
VENICE REGIONAL BAYFRONT HEALTH (PULMONARY)		126	14	10%	140

COVID-19: testing by laboratory

Data through Jan 22, 2021 verified as of Jan 23, 2021 at 09:25 AM

Data in this report are provisional and subject to change.

The numbers in the table below represent the number of Florida and non-Florida residents for whom test results were received by the Department of Health. A person can be tested by more than one laboratory and can have both positive and negative results. **Therefore, the sum of the numbers in each column will be larger than the total number of people tested.**

Reporting lab	Inconclusive	Negative	Positive	Percent positive	Total
NEW YORK CITY DEPARTMENT OF HEALTH & MENTAL		114	25	18%	139
ADVENT HEALTH CENTRA CARE - WINTER GARDEN		74	65	47%	139
Sunnyside Nursing Home		136	3	2%	139
ADVENT HEALTH - LAKE NONA		117	22	16%	139
Gulf Coast Healthcare (Longwood Health and Rehab		118	21	15%	139
WRIGHTS HEALTH CARE AND REHABILITATION CENTER		108	30	22%	138
ARTHREX MEDICAL CENTER		48	90	65%	138
AMERICAN PATHOLOGY PARTNERS		136	2	1%	138
BRIGHTON EGGERT PHARMACY INC		133	5	4%	138
MORSELIFE MEMORY CARE RESIDENCE		132	6	4%	138
MOBILE INFIRMARY MED CENTER PATH LAB		123	15	11%	138
MANOR AT BLUEWATER BAY		131	6	4%	137
PPC-LAB EDI ORCHARD BI		129	8	6%	137
ADVENT HEALTH CENTRA CARE - CITRUS PARK		9	128	93%	137
The Crossroads		135	1	1%	136
PONTE VEDRA GARDENS		135	1	1%	136
MEDIPATH LLC		2	134	99%	136
ADVENT HEALTH CENTRA CARE - ORANGE CITY	1	53	82	60%	136
LUIS A GHIGLINO MD PA		131	4	3%	135
LABORATORY OF FLORIDA		83	52	39%	135
ADVENT HEALTH CENTRA CARE - DELAND		28	107	79%	135
DOCTORS MEMORIAL FAMILY PRACTICE	2	101	32	24%	135
IRL MARKET LAB ALACHUA		104	31	23%	135
PRECISION GENETICS, INC		132	3	2%	135
DAYSPRING VILLAGE		112	22	16%	134
ADVANCED MEDICAL CENTER		86	48	36%	134
UNIVERSITY OF MIAMI		14	120	90%	134
SOUTH BALDWIN REGIONAL MEDICAL CENTER		125	8	6%	133
SUNNY HILLS ALF OF SEBRING INC		123	10	8%	133
FORT WALTON REHABILITATION CENTER		96	37	28%	133
FHMG-FLORIDA HOSPITAL MEDICAL GROUP		112	21	16%	133
JACKSONVILLE NURSING AND REHAB CENTER		127	5	4%	132
MILLENNIUM LAB SERVICES			132	100%	132
ADVENT HEALTH CENTRA CARE - LONGWOOD		26	106	80%	132
GRAVITY DIAGNOSTICS, LLC		36	96	73%	132
THE REHABILITATION CENTER OF LAKE CITY		127	5	4%	132
WALGREENS 3173		121	11	8%	132
LAKEVIEW TERRACE RETIREMENT COMMUNITY		117	15	11%	132
PROVIDENCE HOSPITAL LABORATORY		123	8	6%	131
INTEGRATED REGIONAL LABORATORIES		119	12	9%	131
LAKEVIEW INTERNAL MEDICINE		81	50	38%	131
THE WELLNESS CENTER AT LAKEWOOD RANCH		43	88	67%	131
LONGWOOD HEALTH AND REHABILITATION CENTER		125	6	5%	131
GRACE PEDIATRICS		107	24	18%	131
SEAGRASS VILLAGE FLEMING ISLAND		107	24	18%	131
WEDGEWOOD HEALTHCARE CENTER		90	40	31%	130
LA MER NH LLC		126	4	3%	130

COVID-19: testing by laboratory

Data through Jan 22, 2021 verified as of Jan 23, 2021 at 09:25 AM

Data in this report are provisional and subject to change.

The numbers in the table below represent the number of Florida and non-Florida residents for whom test results were received by the Department of Health. A person can be tested by more than one laboratory and can have both positive and negative results. **Therefore, the sum of the numbers in each column will be larger than the total number of people tested.**

Reporting lab	Inconclusive	Negative	Positive	Percent positive	Total
ADVENT HEALTH CENTRA CARE - AZALEA PARK		112	18	14%	130
MID FLORIDA PATHOLOGY LLC MOBILE UNIT #4		87	43	33%	130
CENTRACARE		17	112	87%	129
DOCTOR'S IN HOUSE LABORATORY		18	111	86%	129
BMHSI-AEL MICROBIOLOGY LABORATORY	2	102	25	19%	129
LabCorp L#09258090 M#09258105		73	55	43%	128
PEDIATRICS OF GREATER ORLANDO		113	15	12%	128
FAMILY EXTENDED CARE OF CENTRAL TAMPA		113	15	12%	128
TRI-COUNTY NURSING HOME		117	11	9%	128
SARAPATH DIAGNOSTICS		36	92	72%	128
DAIRY ROAD URGENT CARE		70	57	45%	127
GESSLER CLINIC PA		98	29	23%	127
SPRINGS AT LAKE POINTE WOODS		125	2	2%	127
NORTH FLORIDA INTERNAL MEDICINE PA		101	26	20%	127
ST ANTHONYS REHABILITATION HOSPITAL	6	119	2	2%	127
ADVANCED MEDICAL GROUP		1	126	99%	127
GRAVITY DIAGNOSTICS		43	83	66%	126
HILLSBOROUGH COUNTY DEVELOPMENTAL CTR	1	117	8	6%	126
CORE BIO LABS		76	49	39%	125
FOUNTAIN INN NURSING & REHABILITATION CTR, INC		119	6	5%	125
FAMILY EXPRESS URGENT CARE			125	100%	125
PALMS MEDICAL GROUP HIGH SPRINGS		103	21	17%	124
THE CLUB AND REHABILITATION CENTER		123	1	1%	124
LIFE CARE CENTER OF ALTAMONTE SPRINGS		102	22	18%	124
REGENCY PARK		106	18	15%	124
SOUTH CAMPUS FACILITY INC		119	5	4%	124
BAY EDUCATORS WELLNESS CENTER		75	49	40%	124
THE ARLINGTON OF NAPLES INC.		121	3	2%	124
ISLAND HEALTH AND REHABILITATION CENTER		122	1	1%	123
NATURE COAST MEDICAL GROUP		50	73	59%	123
MV MEDICAL PRACTICE DBA PRIMARY URGENT CARE		116	7	6%	123
VI AT BENTLEY VILLAGE HOME CARE		122			122
MANOR CARE OF PALM HARBOR		122			122
WESLEY HAVEN VILLA	1	113	8	7%	122
CROSSWINDS HEALTH AND REHABILITATION CENTER		122			122
SHOAL CREEK REHABILITATION CENTER		80	42	34%	122
WIMAUMA COMMUNITY HEALTH CENTER		94	27	22%	121
ADVENT HEALTH CENTRA CARE - BRANDON		30	91	75%	121
CHARTER SENIOR LIVING OF PANAMA CITY BEACH		101	20	17%	121
COQUINA CENTER		118	3	2%	121
NOVARI CARE LLC		86	35	29%	121
PARKVIEW HEALTH		121			121
MEYER PEDIATRICS		107	13	11%	120
PROVISTA DIAGNOSTICS, INC		117	3	3%	120
COASTAL INTERNAL MEDICINE		92	28	23%	120
MATHISON RETIREMENT COMMUNITY		114	5	4%	119
PALMS FACILITY INC		104	15	13%	119

COVID-19: testing by laboratory

Data through Jan 22, 2021 verified as of Jan 23, 2021 at 09:25 AM

Data in this report are provisional and subject to change.

The numbers in the table below represent the number of Florida and non-Florida residents for whom test results were received by the Department of Health. A person can be tested by more than one laboratory and can have both positive and negative results. **Therefore, the sum of the numbers in each column will be larger than the total number of people tested.**

Reporting lab	Inconclusive	Negative	Positive	Percent positive	Total
AFTER HOURS PEDIATRICS INC	1	1	117	98%	119
FOUNTAINS OF HOPE LLC, THE		118	1	1%	119
STEWARD MEDICAL GROUP		34	85	71%	119
URGENT CARE TCMA			119	100%	119
BOSTON RED SOX CLUB LP		117	2	2%	119
CHILDREN MED CARE INC		101	18	15%	119
RDX BIOSCIENCE		60	58	49%	118
ASAP LABS LLC		106	12	10%	118
COASTAL HEALTH AND REHAB		110	8	7%	118
LCS SANDHILL COVE LLC DBA	3	110	5	4%	118
VILLAGE PLACE NH LLC		93	24	21%	117
NEIGHBORHOOD MEDICAL CENTER		112	5	4%	117
PINNACLES PEDS CARE PA		117			117
Lakeside Nursing and Rehabilitation Center	1	91	25	21%	117
ABSOLUTE GENOMICS	1	64	52	44%	117
SONATA DELRAY BEACH		109	8	7%	117
QUEENS HOSPITAL CENTER		109	7	6%	116
FARAH MEDICAL		107	9	8%	116
BELVEDERE COMMONS OF FORT WALTON BEACH		107	9	8%	116
WORKPLACE SCREENING INTELLIGENCE			116	100%	116
LEE COUNTY SCHOOL DISTRICT	1	108	7	6%	116
ARDEN COURTS OF TAMPA		115	1	1%	116
NEMOURS CHILDREN'S URGENT CARE		80	36	31%	116
MINUTECLINIC DIAGNOSTIC OF RHODE ISLAND, LLC #729		111	4	3%	115
Hampton Court Nursing and Rehabilitation Center		113	1	1%	114
ALL FLORIDA FAMILY AND SPORTS MEDICINE		100	14	12%	114
RDV SPORTSPLEX PEDIATRICS		94	20	18%	114
MILLER BIOCONNECT		95	19	17%	114
SUNFLOWER SPRINGS ASSISTED LIVING		105	8	7%	113
PRO HEALTH			113	100%	113
PHYSICIANS REGIONAL MEDICAL CENTER - PINE RIDGE		19	94	83%	113
STEWARD SEBASTIAN RIVER MEDICAL CENTER		86	27	24%	113
TREASURE COAST MEDICAL ASSOCIATES		4	108	96%	112
WILLOW BROOKE COURT AT AZALEA TRACE		112			112
ADVENTHEALTH CENTRA CARE WINTER HAVEN		3	109	97%	112
NORTH FL SOUTH GA HCS-MALCOM RANDALL VAMC			112	100%	112
TUSCAN ISLE CHAMPIONSGATE OP CO LLC		110	2	2%	112
ALLIED HEALTH FORT PIERCE		112			112
CENTRA CARE - HUNTER'S CREEK		52	59	53%	111
Signature healthcare of Jacksonville		106	5	5%	111
HIALEAH SHORES NURSING AND REHAB CENTER		103	8	7%	111
LAKE HOUSE ASSISTED LIVING		93	17	15%	110
SEASIDE HEALTH AND REHABILITATION CENTER		53	57	52%	110
TIFFANY HALL NURSING AND REHAB CENTER		100	9	8%	109
BROOKDALE COLONIAL PARK	2	106	1	1%	109
FLAGLER COUNTY DETENTION CENTER		106	2	2%	108
DIAGNOSTIC LABORATORY OF OKLAHOMA		86	22	20%	108

COVID-19: testing by laboratory

Data through Jan 22, 2021 verified as of Jan 23, 2021 at 09:25 AM

Data in this report are provisional and subject to change.

The numbers in the table below represent the number of Florida and non-Florida residents for whom test results were received by the Department of Health. A person can be tested by more than one laboratory and can have both positive and negative results. **Therefore, the sum of the numbers in each column will be larger than the total number of people tested.**

Reporting lab	Inconclusive	Negative	Positive	Percent positive	Total
MG PORT CHARLOTTE II SUBTENANT LLC		97	11	10%	108
CRANE CENTER		80	28	26%	108
EVANS HEALTH CARE		106	2	2%	108
PHYSICIANS REGIONAL CLINIC		82	26	24%	108
ADVENT HEALTH CENTRA CARE - SANFORD		28	79	74%	107
SUNY UPSTATE MEDICAL UNIVERSITY		101	6	6%	107
GRAND OAKS HEALTH & REHABILITATION		106	1	1%	107
ANGELS DIAGNOSTIC GROUP		86	21	20%	107
SONATA COCONUT CREEK	2	89	16	15%	107
ADVENTHEALTH HOSPICE CARE CENTRAL FLORIDA		107			107
SURREY PLACE CARE CENTER		102	5	5%	107
FLORIDA DEPARTMENT OF HEALTH IN LAKE COUNTY	1	68	37	35%	106
PALM BEACH COUNTY FIREFIGHTERS HEALTH CLINIC, LLC		83	23	22%	106
MINUTECLINIC LLC #4987		92	14	13%	106
RESEARCH CENTERS OF AMERICA, LLC		86	20	19%	106
HEART OF FLORIDA REGIONAL MED CTR		35	71	67%	106
BAY VIEW HEALTHCARE		85	21	20%	106
WALGREENS 6221		94	11	10%	105
ST PETERSBURG PEDIATRICS-SEMINOLE BLVD		83	22	21%	105
MEDICAL CONSULTANTS OF FLORIDA DBA	1	90	14	13%	105
220 GOLDEN, LLC	1	89	15	14%	105
GULF COAST MEDICAL CENTER		101	3	3%	104
MONTEFIORE MEDICAL CENTER LABORATORIES - MOSES		95	9	9%	104
CARENOW URGENT CARE - LAKE MARY			104	100%	104
GRANDE, THE	2	98	4	4%	104
CHERRY OAK PALM BEACH COUNTY		98	6	6%	104
UNIVERSITY MEDICAL CENTER SUITES		91	13	13%	104
ARDEN COURTS OF FORT MYERS		102	2	2%	104
HEALTH CARE DISTRICT OF PALM BEACH COUNTY	1	10	93	89%	104
FAWCETT MEMORIAL HOSPITAL LABORATORY			104	100%	104
HOBDAIRI FAMILY HEALTH LLC		72	31	30%	103
AMERICAN HOUSE-BONITA SPRINGS		102	1	1%	103
BROOKDALE OF SPRING HILL	4	99			103
SMILEY MEDICAL GROUP		75	28	27%	103
IQBAL A FARUQUI MD		80	23	22%	103
RITECARE MEDICAL CENTER		59	44	43%	103
PROMPT CARE OF CENTRAL FLORIDA			103	100%	103
ISLAND URGENT CARE PLLC DBA AFC URGENT CARE		102	1	1%	103
NADAL PEDIATRICS		86	16	16%	102
ALTAMONTE MD			102	100%	102
PANAMA PHARMACY	3	83	16	16%	102
KINDRED HOSPITAL THE PALM BEACHES		97	5	5%	102
PREDICTIVE LABORATORIES, INC	1	89	12	12%	102
PLANT CITY PEDIATRICS		87	15	15%	102
ARDEN COURTS OF DELRAY BEACH FL LLC	3	97	1	1%	101
HEARTLAND PEDIATRICS OF LAKE PLACID PA		86	15	15%	101
ADVENT HEALTH CENTRA CARE - HUNTERS CREEK	3	56	42	42%	101

COVID-19: testing by laboratory

Data through Jan 22, 2021 verified as of Jan 23, 2021 at 09:25 AM

Data in this report are provisional and subject to change.

The numbers in the table below represent the number of Florida and non-Florida residents for whom test results were received by the Department of Health. A person can be tested by more than one laboratory and can have both positive and negative results. **Therefore, the sum of the numbers in each column will be larger than the total number of people tested.**

Reporting lab	Inconclusive	Negative	Positive	Percent positive	Total
EAST NEW YORK DIAGNOSTIC AND TREATMENT		96	5	5%	101
NO FLORIDA PEDIATRICS, PA - BRADFORD		86	15	15%	101
CLINICA HISPANA		1	100	99%	101
THE COURTYARD ASSISTED LIVING		96	4	4%	100
DOLPHIN POINTE HEALTH CARE LLC		85	15	15%	100
CLARE BRIDGE OF SARASOTA		99	1	1%	100
Courtyards of Orlando Care Center		94	6	6%	100
MD 365 MEDICAL CARE		99	1	1%	100
Consulate Health Care of Port Charlotte		98	2	2%	100
NAVY HOSPITAL			99	100%	99
CABANA AT JENSEN DUNES, THE		98	1	1%	99
HUNT CLUB PEDIATRIC ASSOCIATES PA		52	47	47%	99
PHYSICIAN PARTNERS PERRY		45	54	55%	99
WHITE-WILSON MEDICAL CENTER - FORT WALTON BEACH		95	4	4%	99
CENTRAL FLORIDA HEALTH CARE		47	52	53%	99
URINEGOODHANDS LLC		96	2	2%	98
GEORGIA DEPARTMENT OF PUBLIC HEALTH		1	97	99%	98
SEMINOLE COUNTY HEALTH DEPARTMENT		79	19	19%	98
FLORIDA COMMUNITY HEALTH CENTERS INC			98	100%	98
PLAZA OF HALLANDALE BEACH		98			98
FLORIDA HEALTH CARE PLANS INC		1	97	99%	98
TRADITION MEDICAL CENTER LABORATORY		48	50	51%	98
HARBORCHASE OF VERO BEACH		87	11	11%	98
PINELLAS CARE CENTER		71	27	28%	98
CARENOW LAKE MARY			97	100%	97
ADVENT HEALTH CENTRA CARE - APOPKA NORTH		71	26	27%	97
HEALTH CENTERS AT BRENTWOOD		96	1	1%	97
VILLAGE PEDIATRICS LLC		74	23	24%	97
GLOBAL CENTRAL LABS AT PPD	2	87	8	8%	97
SUMMERFIELD EMERGENCY ROOM		76	21	22%	97
WHITE PLAINS HOSPITAL CENTER LAB		92	4	4%	96
VISTA MANOR		92	4	4%	96
FLORIDA ATLANTIC UNIVERSITY STUDENT HEALTH		76	20	21%	96
BAYSHORE MEMORY CARE		96			96
FINNISH AMERICAN REST HOME-ALF		94	2	2%	96
PEDIATRIC ASSOCIATES ORLANDO		82	14	15%	96
ADVENT HEALTH CENTRA CARE - KISSIMMEE		61	34	36%	95
DEVANSH LAB WERKS INC		79	16	17%	95
SUNCOAST URGENT CARE		66	29	31%	95
WESTCHESTER MEDICAL CENTER		93	2	2%	95
THE TERRACE OF KISSIMMEE		80	15	16%	95
BROWARD HEALTH CORAL SPRINGS EPIDEMIOLOGY DEPT		1	94	99%	95
HAWKINS FAMILY MEDICINE LLC		58	37	39%	95
CROSS CITY REHABILITATION AND HEALTH CARE CENTER		72	23	24%	95
SIGNATURE HEALTHCARE OF PORT CHARLOTTE		88	7	7%	95
ARBOR TRAIL		77	18	19%	95
ARCPPOINT LABS OF SARASOTA MANATEE		29	66	69%	95

COVID-19: testing by laboratory

Data through Jan 22, 2021 verified as of Jan 23, 2021 at 09:25 AM

Data in this report are provisional and subject to change.

The numbers in the table below represent the number of Florida and non-Florida residents for whom test results were received by the Department of Health. A person can be tested by more than one laboratory and can have both positive and negative results. **Therefore, the sum of the numbers in each column will be larger than the total number of people tested.**

Reporting lab	Inconclusive	Negative	Positive	Percent positive	Total
AYERS HEALTH & REHABILITATION CENTER		90	4	4%	94
TGH URGENT CARE – SEMINOLE			94	100%	94
WELLNOW URGENT CARE PC		94			94
DIAGNOSTIC SOLUTIONS		3	91	97%	94
UNIVERSITY HEALTH SYSTEM INC		84	10	11%	94
PICH KTM CORP DBA MEDTOWN PHARMACY		79	15	16%	94
PEDIATRIC SPECIALISTS MEDICAL GROUP☐	1	84	9	10%	94
North Lake Care Center		93	1	1%	94
CHARLES CROFT MD	1	92	1	1%	94
OAKS OF KISSIMMEE HEALTH AND REHABILITATION CENTER		94			94
HOSPICE OF ST FRANCIS INC☐		90	3	3%	93
MARKET STREET VIERA		92	1	1%	93
VITAS HEALTHCARE CORPORATION OF FLORIDA		91	2	2%	93
SOUTH BALDWIN MEDICAL CENTER GULF SHORES		73	20	22%	93
VIPEDIATRICS PLLC		86	7	8%	93
CLEVELAND CLINIC FOUNDATION		12	80	87%	92
DB MD		85	7	8%	92
WELL HEALTH WORKS	1	84	7	8%	92
CITRUS MEMORIAL HOSPITAL			91	100%	91
ST MARK ASSISTED LIVING CENTER	1	79	11	12%	91
WESTWOOD NURSING & REHAB		61	30	33%	91
HERON CLUB AT PRESTANCIA		89	2	2%	91
FAMILY MEDICAL CARE OF PALM BEACH		41	50	55%	91
MAINSTREAM DIAGNOSTIC LABORATORY LLC		79	12	13%	91
HURLBURT FIELD CLINIC		39	52	57%	91
ADVENTHEALTH CENTRA CARE TRINITY		79	12	13%	91
KEYS MEDICAL GROUP			90	100%	90
KORGENE LAB	1	23	66	73%	90
Avante at Melbourne		90			90
ADVENT HEALTH CENTRA CARE - WATERMAN		78	12	13%	90
MY CLINICAL LAB INC		17	72	81%	89
VIERA HOSPITAL			89	100%	89
Cross Landings Health and Rehabilitation		88	1	1%	89
ADVENTHEALTH EXPRESS CARE AT		58	31	35%	89
KALEIDA HEALTH CENTER FOR LABORATORY		83	6	7%	89
GOVERNOR’S CREEK HEALTH & REHABILITATION		87	1	1%	88
Summit Medical Group		79	9	10%	88
CITRUS MEMORIAL HEALTH SYSTEM LAB		2	86	98%	88
AVERO DIAGNOSTICS		64	24	27%	88
LATE HOURS URGENT CARE		50	38	43%	88
VILLAS OF HOLLY BROOK - BRADENTON 14TH		88			88
PACIFIC ANALYTICS			87	100%	87
ADVENT HEALTH - PALM HARBOR ER		64	23	26%	87
WILLOWBROOKE COURT AT ST ANDREWS ESTATES		83	4	5%	87
BRANDON HEALTH AND REHABILITATION CENTER	1	85	1	1%	87
MACADAMS HOME HEALTH AGENCY		86	1	1%	87
BARTON HEALTH ALLIANCE		54	33	38%	87

COVID-19: testing by laboratory

Data through Jan 22, 2021 verified as of Jan 23, 2021 at 09:25 AM

Data in this report are provisional and subject to change.

The numbers in the table below represent the number of Florida and non-Florida residents for whom test results were received by the Department of Health. A person can be tested by more than one laboratory and can have both positive and negative results. **Therefore, the sum of the numbers in each column will be larger than the total number of people tested.**

Reporting lab	Inconclusive	Negative	Positive	Percent positive	Total
CLEARWATER STATMED QUICK QUALITY CLINICS		36	50	58%	86
ST PETERSBURG PEDIATRICS-EAST BAY		64	22	26%	86
MAGNOLIA DIAGNOSTIC		2	84	98%	86
BIODESIX, INC.		65	21	24%	86
JOHN KNOX VILLAGE OF FLORIDA ALF	1	83	2	2%	86
FREEDOM INN AT TARPON SPRINGS		81	5	6%	86
DISCOVERY VILLAGE AT THE FORUM		86			86
NORTH FLORIDA SPINE AND WELLNESS		66	19	22%	85
ADVENT HEALTH CENTRA CARE - SOUTH ORANGE		69	16	19%	85
NAVARRE GARDENS LLC		62	23	27%	85
MIAMI SHORES NURSING & REHAB		85			85
JPR URGENT MEDICAL CARE		85			85
W. FRANK WELLS NURSING HOME		84	1	1%	85
HARBORCHASE OF NAPLES		72	13	15%	85
QUICK CARE MED PL CR		80	4	5%	84
CLYDE E LASSEN STATE VETERANS NURSING HOME		59	25	30%	84
LIFE BRITE		71	13	15%	84
PINES OF SARASOTA GARDEN		84			84
HOLISTIC PEDIATRICS GROUP LLC		71	13	15%	84
SEA PINES REHABILITATION HOSPITAL		83	1	1%	84
NITE LITE PEDIATRICS - JACKSONVILLE		76	8	10%	84
DOS OF NORTH SHORES NURSING & REHAB CENTER		84			84
STUART LODGE LIVING LLC		61	23	27%	84
NSPIRE HEALTHCARE TAMARAC		80	4	5%	84
LABCORP EMPLOYER SERVICES		82	1	1%	83
CAREMOUNT MEDICAL - PATHOLOGY		80	3	4%	83
CONSULATE HEALTH CARE OF SARASOTA□		83			83
QPS, LLC		81	2	2%	83
Sandy Ridge Center for Rehabilitation and Healing		71	12	14%	83
LECONTE MEDICAL CENTER LAB		65	18	22%	83
LAFAYETTE NURSING AND REHABILITATION CENTER		81	2	2%	83
J FRANK AVEY MD		65	18	22%	83
RIVERSIDE RECOVERY OF TAMPA		81	1	1%	82
SEMINOLE SPORTS AND FAMILY MEDICINE		72	10	12%	82
SEAVIEW NURSING AND REHABILITATION CENTER		82			82
THE PAVILION FOR HEALTH CARE		72	10	12%	82
ISLAND DOCTORS		8	74	90%	82
LAKE GIBSON VILLAGE, LLC		80	2	2%	82
LAB		29	53	65%	82
MIDWAY PRIMARY CARE, LLC		79	2	2%	81
MIAMI BEACH COMMUNITY HEALTH CENTER		1	80	99%	81
PINELLAS COUNTY JAIL			81	100%	81
PEDIATRICS IN BREVARD PA- ROCKLEDGE		54	27	33%	81
LANDMARK, THE		38	43	53%	81
BIO-TECH CLINICAL LABORATORIES		41	40	49%	81
RIDGEWOOD DIAGNOSTIC LABORATORY		77	4	5%	81
ORLANDO LUTHERAN TOWERS ASSISTED LIVING		81			81

COVID-19: testing by laboratory

Data through Jan 22, 2021 verified as of Jan 23, 2021 at 09:25 AM

Data in this report are provisional and subject to change.

The numbers in the table below represent the number of Florida and non-Florida residents for whom test results were received by the Department of Health. A person can be tested by more than one laboratory and can have both positive and negative results. **Therefore, the sum of the numbers in each column will be larger than the total number of people tested.**

Reporting lab	Inconclusive	Negative	Positive	Percent positive	Total
KINDRED HOSPITAL-BAY AREA-ST PETERSBURG LAB		78	3	4%	81
VILLA MARIA WEST SKILLED NURSING FACILITY		75	6	7%	81
ARBOR GLEN AT ARBOR TRACE	2	70	8	10%	80
WHITE WILSON MEDICAL CENTER IMMEDIATE CARE		3	77	96%	80
East Bay Rehabilitation Center		46	34	43%	80
ADVENT HEALTH CENTRA CARE - POINCIANA		35	45	56%	80
PRIME HEALTH OF NORTH PORT LLC		73	7	9%	80
WALTON PLACE		80			80
STERLING HOUSE OF DELAND		80			80
CBS LABS OF TAMPA LLC		3	76	96%	79
SONATA WEST		77	2	3%	79
EDGEWATER AT WATERMAN VILLAGE		78	1	1%	79
MEMORY CARE OF NAPLES		79			79
MAGNOLIA MEDICAL CLINIC		10	69	87%	79
TGH URGENT CARE – TYRONE		2	77	97%	79
CATHOLIC HEALTH SYSTEM DEPT LABORATORY		77	2	3%	79
VETERANS AFFAIRS MEDICAL CENTER - PALO ALTO		28	51	65%	79
BALMORAL TENANT SERVICES INC	1	43	35	44%	79
NORTH FLORIDA EVALUATION AND TREATMENT CENTER	1	73	5	6%	79
PALMS EDGE	1	71	6	8%	78
MARTIN ACQUISITION 1 LLC DBA		66	12	15%	78
CANOPY ON BERRYHILL, THE		48	30	38%	78
PENSACOLA PEDIATRICS, PA		64	14	18%	78
SOUTH GEORGIA MEDICAL CENTER		48	30	38%	78
ERIE COUNTY MEDICAL CTR CLINICAL LABS		73	4	5%	77
TRUE NORTH HEALTH NAVIGATION LLC DBA DISPATCHHEALTH	1	60	16	21%	77
PLYMOUTH HOME FOR ADULTS, INC.	8	68	1	1%	77
HOSPICE OF THE EMERALD COAST INC - PANAMA CITY	2	70	5	6%	77
ORANGE CITY NURSING AND REHAB		75	2	3%	77
AMERICAN FAMILY MEDICAL LLC		45	32	42%	77
SONNIS PEDIATRICS PA		66	11	14%	77
LABCORP RTP		31	46	60%	77
MICRO PATH LABORATORIES INC		75	2	3%	77
HIGHLANDS MEDICAL CENTER		74	3	4%	77
Crystal Health & Rehab Center		75	2	3%	77
WEST COAST FAMILY MEDICAL CARE		57	20	26%	77
Madison Health and Rehabilitation Center		42	35	45%	77
LABFIRST - DEPARTMENT OF PATHOLOGY		74	3	4%	77
The Grove Health and Rehabilitation		56	21	27%	77
BENTON HOUSE AT OAKLEAF		51	26	34%	77
KINDRED HOSPITAL MELBOURNE		74	2	3%	76
RESTORE HEALTH URGENT CARE		22	54	71%	76
NORTH PORT REHABILITATION AND NURSING CENTER		75	1	1%	76
DYNAMIC MEDICAL USA			76	100%	76
SEVEN HILLS HEALTH AND REHABILITATION CENTER		60	16	21%	76
DEPARTMENT OF HEALTH BUREAU OF FAMILY		75	1	1%	76
CLINICAL PATHOLOGY ASSOCIATES-SONIC REFERENCE LAB		76			76

COVID-19: testing by laboratory

Data through Jan 22, 2021 verified as of Jan 23, 2021 at 09:25 AM

Data in this report are provisional and subject to change.

The numbers in the table below represent the number of Florida and non-Florida residents for whom test results were received by the Department of Health. A person can be tested by more than one laboratory and can have both positive and negative results. **Therefore, the sum of the numbers in each column will be larger than the total number of people tested.**

Reporting lab	Inconclusive	Negative	Positive	Percent positive	Total
ARDEN COURTS OF SEMINOLE		75	1	1%	76
HOSPICE OF THE TREASURE COAST		73	3	4%	76
WINDSOR REFLECTIONS		75	1	1%	76
LAKE MORTON PLAZA□		72	3	4%	75
ATRIUM AT LIBERTY PARK□		71	4	5%	75
STONY BROOK UNIVERSITY MEDICAL CENTER		64	11	15%	75
ADVENTHEALTH EXPRESSCARE		45	30	40%	75
BOND CLINIC PA		43	32	43%	75
NEW SMYRNA BEACH URGENT CARE			75	100%	75
HUNTSVILLE HOSPITAL LABORATORY		51	24	32%	75
MEDICATION ROOMS-CSU/CI NURSE STATION	1	67	7	9%	75
S-H THIRTY-FIVE OPCO- PORT ST LUCIE, LLC	1	74			75
MOBILE PHYSICIAN SERVICES INC		67	8	11%	75
CRYSTAL RIVER HEALTH & REHAB		74			74
The Crossings		74			74
PARK OF THE PALMS INC		74			74
MIAMI VA HEALTHCARE SYSTEM			74	100%	74
VILLAGES REGIONAL HOSPITAL SURGERY CENTER LLC, THE		55	19	26%	74
NOAH CLINICAL LABORATORY		63	11	15%	74
WINDSOR OAKS		73	1	1%	74
WINDSOR OF LAKEWOOD RANCH,THE		74			74
Mt Sinai Aventura			74	100%	74
KINDRED HOSPITAL NORTH FLORIDA	2	66	5	7%	73
CONSULATE HEALTH CARE – LAKE MARY		72	1	1%	73
Centre Pointe Health and Rehabilitation Center		67	6	8%	73
PROMEDICA LABORATORIES		21	52	71%	73
FIRSTCARE CLINIC		32	41	56%	73
SCOTT LAKE HEALTH AND REHABILITATION CENTER		71	2	3%	73
HAVEN OF OUR LADY OF PEACE		72			72
ELMCROFT OF BELLA VITA□		64	8	11%	72
MINUTECLINIC DIAGNOSTIC OF SOUTH CAROLINA, LLC		63	9	13%	72
ALTERNATIVE LIVING, INC DBA TWIN CITIES PAVILION		72			72
BROOKDALE OVIEDO		70	2	3%	72
HEALTH FIRST - PALM BAY HOSPITAL		2	70	97%	72
WHITE WILSON MEDICAL CENTER PA - NAVARRE		1	71	99%	72
BROWARD HEALTH MEDICAL CENTER		3	69	96%	72
IMA MEDICAL GROUP		37	35	49%	72
STERLING HOUSE OF TALLAHASSEE	3	62	6	8%	71
DOUGLAS T JACOBSON STATE VETERANS HOME		71			71
MD 365 MEDICAL CARE PLLC		71			71
MACCLENNY NURSING AND REHAB		58	13	18%	71
HUNTINGTON HOSPITAL LABORATORY		68	3	4%	71
ADVANCED LAB		67	4	6%	71
AMMON LABS		61	10	14%	71
GRAND OAKS OF JENSEN BEACH LLC□		71			71
Highlands Regional Hospital		63	7	10%	70
MEMORIAL MANOR		70			70

COVID-19: testing by laboratory

Data through Jan 22, 2021 verified as of Jan 23, 2021 at 09:25 AM

Data in this report are provisional and subject to change.

The numbers in the table below represent the number of Florida and non-Florida residents for whom test results were received by the Department of Health. A person can be tested by more than one laboratory and can have both positive and negative results. **Therefore, the sum of the numbers in each column will be larger than the total number of people tested.**

Reporting lab	Inconclusive	Negative	Positive	Percent positive	Total
CENTRAL BALDWIN IMMEDIATE CARE & FAMILY PRACTICE		54	16	23%	70
SUNCOAST COMMUNITY HEALTH CENTERS PEDIATRICS		21	49	70%	70
KINDRED HOSPITAL - SOUTH FLORIDA		70			70
QUICK CARE MED LLC	1	59	10	14%	70
SUMMIT MEDICAL GROUP PA		63	7	10%	70
CRAIG BERGER MD PL D/B/A BAY AREA EYE INSTITUTE		70			70
The Ponce Therapy Care Center		65	4	6%	69
FLAGLER COLLEGE HEALTH SERVICES		48	21	30%	69
POINTE, THE		66	3	4%	69
A COUNTRY PLACE ASSISTED LIVING FACILITY		68	1	1%	69
SENIOR LIVING VII TAMPA LLC	1	59	9	13%	69
OPPENHEIMER PLASTIC SURGERY LLC		64	5	7%	69
EAST ALABAMA MEDICAL CENTER LABORATORY		58	11	16%	69
HERITAGE HEALTHCARE AND REHABILITATION CENTER		69			69
MINNESOTA TWINS		66	3	4%	69
SUMMIT AT VENICE	2	63	4	6%	69
PARKSIDE INN	3	64	2	3%	69
A2Z DIAGNOSTICS		68	1	1%	69
ADVENTHEALTH MEDICAL GROUP FAMILY MEDICINE AT		51	18	26%	69
USF HEALTH MORSANI CENTER		5	64	93%	69
SIMED LABORATORY		57	12	17%	69
SUNSHINE GARDENS		68			68
AEL- MEMPHIS		17	51	75%	68
CENTRAL FLORIDA HEALTHCARE GROUP LLC		54	14	21%	68
EMBRY RIDDLE AERONAUTICAL UNIVERSITY HEALTH SERVICES			68	100%	68
BROOKDALE FORT MYERS THE COLONY		64	4	6%	68
ST PETERSBURG PEDIATRICS-PARK BLVD		56	12	18%	68
SAN JOSE SENIOR CARE LLC	1	43	24	35%	68
JACKSONVILLE UNIVERSITY		64	4	6%	68
SUNCOAST OPTIMAL WELLNESS		23	45	66%	68
Avante at St Cloud, Inc.		66	2	3%	68
OAKHURST CENTER		65	3	4%	68
DAYSPRING SENIOR LIVING LLC		66	2	3%	68
WATERCREST ST LUCIE WEST	1	63	3	4%	67
EC OPCO CARROLLWOOD LLC		61	6	9%	67
MD LABS		40	27	40%	67
PLANTATION GENERAL HOSPITAL CLINICAL LAB		26	41	61%	67
CHAMBREL AT ISLAND LAKE		64	3	4%	67
LAB PLUS, LLC AT SAINT THOMAS WEST HOSPITAL		53	14	21%	67
ST VINCENT'S BIRMINGHAM		62	4	6%	66
ASSOCIATED CLINICAL LABORATORIES		59	7	11%	66
MEDEX MEDICAL EXPRESS OF PALATKA			66	100%	66
SAMIR EBEID MD		59	7	11%	66
BEACHES PEDIATRICS PA		62	4	6%	66
MEASE MANOR INC		62	4	6%	66
VIERA DEL MAR HEALTH AND REHABILITATION CENTER		63	3	5%	66
FLORIDA PEDIATRIC GROUP		27	39	59%	66

COVID-19: testing by laboratory

Data through Jan 22, 2021 verified as of Jan 23, 2021 at 09:25 AM

Data in this report are provisional and subject to change.

The numbers in the table below represent the number of Florida and non-Florida residents for whom test results were received by the Department of Health. A person can be tested by more than one laboratory and can have both positive and negative results. **Therefore, the sum of the numbers in each column will be larger than the total number of people tested.**

Reporting lab	Inconclusive	Negative	Positive	Percent positive	Total
OAK MANOR NURSING HOME		62	3	5%	65
CL BRUMBACK PRIMARY CARE CLINICS		16	49	75%	65
GENPATH			65	100%	65
OKEECHOBEE URGENT CARE		17	48	74%	65
CHEEK AND SCOTT DRUGS INC		57	8	12%	65
STONY BROOK SOUTHAMPTON		64	1	2%	65
CENTURY CENTER FOR REHABILITATION & HEALING		48	17	26%	65
GV NAPLES OPCO, LLC		64	1	2%	65
HAWTHORN HOUSE☐		54	11	17%	65
ELLENTON PEDIATRICS PA		57	8	12%	65
ASHRAF MEDICAL GROUP PLLC DBA PULSE MD		63	2	3%	65
AVANTE AT OCALA INC		55	9	14%	64
JOSEPH L MORSE GERIATRIC CENTER	2	59	3	5%	64
PANCARE HEALTH GULF COUNTY		46	18	28%	64
ADVANCED EMURGENT CARE		27	37	58%	64
NXGEN MDX		20	44	69%	64
MCW MENTAL HEALTH LLC		62	2	3%	64
MED EXPRESS		6	58	91%	64
OUT OF STATE		40	24	38%	64
NEMOURS CHILDRENS PRIMARY CARE OVIEDO		51	13	20%	64
BROOKDALE ORANGE PARK		64			64
TUSCAN ISLE OPERATING COMPANY LLC DBA		61	3	5%	64
EISENHOWER ARMY MEDICAL CENTER		60	4	6%	64
RARITAN BAY PERTH AMBOY		58	6	9%	64
GREENLEAF ALF		63	1	2%	64
F&T MEDICAL RESEARCH, INC		63			63
APC PEDIATRICS AT RYE ROAD MEDICAL PARK		63			63
SUMMER VISTA ASSISTED LIVING		38	25	40%	63
WADSWORTH HEALTH CENTER		60	3	5%	63
MEDI CLINIC SARASOTA INC		62	1	2%	63
VIERA HEALTH AND REHABILITATION CENTER		62	1	2%	63
MED COMP SCIENCES		1	62	98%	63
PENNSYLVANIA DEPT OF HEALTH		20	43	68%	63
Peninsula Care and Rehab		56	7	11%	63
DELAND WELLNESS CENTER			63	100%	63
OVERLOOK HOSPITAL LABORATORY		57	5	8%	62
EXACT SCIENCES LABORATORIES, LLC		15	47	76%	62
CATHOLIC HEALTH SERVICES REGIONAL LAB		55	7	11%	62
SANIBEL INTERNAL MEDICINE, LLC		60	2	3%	62
EXPERTUS LABORATORIES INC		24	38	61%	62
BROWARD HEALTH MEDICAL CENTER CLINICAL LAB			61	100%	61
WASHINGTON REHABILITATION AND NURSING CENTER		51	10	16%	61
PANCARE HEALTH - MALONE CLINIC		56	5	8%	61
AMERICAN FAMILY MEDICAL		48	13	21%	61
ISLAND COAST PEDIATRICS		56	5	8%	61
BOND CLINIC DR ELDEEB		35	26	43%	61
EMERALD COAST HOSPICE		60	1	2%	61

COVID-19: testing by laboratory

Data through Jan 22, 2021 verified as of Jan 23, 2021 at 09:25 AM

Data in this report are provisional and subject to change.

The numbers in the table below represent the number of Florida and non-Florida residents for whom test results were received by the Department of Health. A person can be tested by more than one laboratory and can have both positive and negative results. **Therefore, the sum of the numbers in each column will be larger than the total number of people tested.**

Reporting lab	Inconclusive	Negative	Positive	Percent positive	Total
TWIN CREEKS ASSISTED LIVING & MEMORY CARE		57	3	5%	60
ARBOR TERRACE SAN JOSE LLC	3	56	1	2%	60
ELAN BUENA VISTA		47	13	22%	60
SOUTHLAND SUITES OF ORMOND BEACH	1	59			60
JACKSON COUNTY HEALTH DEPARTMENT		27	33	55%	60
CLERMONT URGENT CARE			60	100%	60
Stratford Court of Palm Harbor		51	9	15%	60
LAKELAND REGIONAL HEALTH		36	24	40%	60
VITAS HEALTHCARE		55	4	7%	59
BIG BOCA SMILES LLC☐		57	2	3%	59
REGENTS PARK OF BOCA RATON☐		57	2	3%	59
MILLENIUM PHYSICIANS GROUP		1	58	98%	59
PANIRA HEALTHCARE CLINIC		2	57	97%	59
LAKE HOWELL FAMILY MEDICINE ASSOCIATES		50	9	15%	59
FHMG LAKE MARY PEDS		47	12	20%	59
RITECARE MED CTR H			59	100%	59
PORT CHARLOTTE REHABILITATION CENTER		50	9	15%	59
LENOX HILL HOSPITAL		53	6	10%	59
BIOTECH		52	7	12%	59
INTERNAL LAB		50	9	15%	59
CENTRA CARE POINCIANA	1	45	13	22%	59
LAKE REGIONAL URGENT CARE		2	56	97%	58
Margate Health and Rehabilitation Center		56	2	3%	58
WALGREENS 9627		53	5	9%	58
VETERANS AFFAIRS MEDICAL CENTER - GULF COAST		27	31	53%	58
NAPHCARE, INC AT MANATEE COUNTY JAIL		33	25	43%	58
ALTAMONTE PEDIATRIC ASSOCIATES		31	27	47%	58
THE CANOPY AT BERRYHILL		58			58
PUBLIC SQUARE PHARMACY LLC		44	14	24%	58
PALM BAY URGENT CARE		28	29	51%	57
KAPG FLEMING ISLAND SENIOR HOUSING OPCO LLC	1	56			57
ALZHEIMERS CARE CENTER OF VIERA LTD		37	20	35%	57
STERLING HOUSE OF PUNTA GORDA		57			57
MALCOM RANDALL DEPT OF VAMC			57	100%	57
NORTH SHORE UNIVERSITY HOSPITAL LABORATORY		51	6	11%	57
MINUTECLINIC DIAGNOSTIC OF TEXAS, LLC		50	7	12%	57
ASCENSION SACRED HEART BAY LABORATORY		54	3	5%	57
CARE CENTERS OF NASSAU		55	2	4%	57
MENTAL HEALTH CARE INC		48	9	16%	57
THREE OAKS PHARMACY INC		53	3	5%	56
SEMINOLE TRIBE OF FLORIDA		40	16	29%	56
CENTRA CARE - CONWAY		21	35	63%	56
JERICOHO URGENT CARE		53	3	5%	56
TUKA PEDIATRICS		7	49	88%	56
TIFFANY HALL NURSING AND REHAB		44	12	21%	56
HORIZON ALF		55	1	2%	56
LAKELAND REGIONAL HEALTH LAKE MIRIAM		24	32	57%	56

COVID-19: testing by laboratory

Data through Jan 22, 2021 verified as of Jan 23, 2021 at 09:25 AM

Data in this report are provisional and subject to change.

The numbers in the table below represent the number of Florida and non-Florida residents for whom test results were received by the Department of Health. A person can be tested by more than one laboratory and can have both positive and negative results. **Therefore, the sum of the numbers in each column will be larger than the total number of people tested.**

Reporting lab	Inconclusive	Negative	Positive	Percent positive	Total
BAPTIST HEALTH SOUTH FLORIDA - WEST BOCA URGENT CARE		34	22	39%	56
WILSON MEMORIAL REGIONAL MEDICAL CENTER		52	4	7%	56
EAGLES WATCH CLUSTER		47	9	16%	56
ATMORE COMMUNITY HOSPITAL LABORATORY		37	19	34%	56
FLORIDA MEDICAL CLINIC LLC		36	20	36%	56
PREMIER MEDICAL ASSOCIATES ALL FLORIDA LLC		54	1	2%	55
COOPER FAMILY MEDICAL PLLC		41	14	25%	55
TBI RESIDENTIAL SERVICES, INC.		44	11	20%	55
HOSPICE OF MARTIN & ST LUCIE, INC		53	2	4%	55
ROHR HOME		52	3	5%	55
ROSECASTLE AT DELANEY CREEK		54	1	2%	55
SONATA HUNTERS CREEK		47	8	15%	55
CORAL GABLES HOSPITAL			55	100%	55
INDIGO MANOR		22	33	60%	55
KENDALL REGIONAL MEDICAL CENTER LAB	3		52	95%	55
GEORGE SAFRAN MD PC		50	5	9%	55
FLORIDA DEPARTMENT OF HEALTH IN TAYLOR COUNTY		29	26	47%	55
PRIMECARE AT TWIN LAKES			55	100%	55
ACE BIOMEDICAL LABS LLC		44	10	19%	54
JUNIPER VILLAGE AT NAPLES		53	1	2%	54
ADVENT HEALTH - PALM COAST		1	53	98%	54
BAY PINES MEDICAL ASSOCIATES		1	53	98%	54
ST. CLOUD MEDICAL GROUP		54			54
CLERMONT HEALTH AND REHAB		40	14	26%	54
ARBOR OAKS AT TYRONE	5	49			54
SARASOTA CO. HEALTH DEPT # 58		40	14	26%	54
D PEDIATRICS		51	3	6%	54
STEINHATCHEE FAMILY MEDICAL CENTER	1	47	6	11%	54
CERTUS MTD OPCP LLC		52	2	4%	54
UNITED LABORATORY SERVICES CORPORATION		38	16	30%	54
BIOREFERENCE LABORATORIES		4	50	93%	54
ADVENTHEALTH EXPRESS CARE AT WALGREENS		38	15	28%	53
BAPTIST MEDICAL CENTER SOUTH		38	15	28%	53
ADVENTHEALTH MEDICAL GROUP PRIMARY CARE		50	3	6%	53
ST FRANCIS HOSPITAL		45	8	15%	53
HEALTHPOINT MED GRP OF THE EMERALD COAST LLC		38	15	28%	53
Osprey Point Nursing Center		51	2	4%	53
LUTHERAN HAVEN ASSISTED LIVING		53			53
JACOBI MEDICAL CENTER		50	3	6%	53
HIGHLANDS URGENT CARE			53	100%	53
ADVENT HEALTH - DELTONA ER		29	23	44%	52
NITE LITE PEDIATRICS - PORT ST. LUCIE		43	9	17%	52
A PLUS PEDIATRICS		48	4	8%	52
FLORIDA MEDICAL CLINIC PA		45	7	13%	52
FERN PARK DEVELOPMENTAL CENTER			52	100%	52
INTERNAL MEDICINE SPECIALIST		46	6	12%	52
SNH BRFL TENANT LLC	2	50			52

COVID-19: testing by laboratory

Data through Jan 22, 2021 verified as of Jan 23, 2021 at 09:25 AM

Data in this report are provisional and subject to change.

The numbers in the table below represent the number of Florida and non-Florida residents for whom test results were received by the Department of Health. A person can be tested by more than one laboratory and can have both positive and negative results. **Therefore, the sum of the numbers in each column will be larger than the total number of people tested.**

Reporting lab	Inconclusive	Negative	Positive	Percent positive	Total
ADVENT HEALTH		49	3	6%	52
MED ONE AT SAINT AUGUSTINE		33	19	37%	52
JUNO DERMATOLOGY LLC		48	4	8%	52
JUPITER MEDICAL CENTER URGENT CENTER		35	17	33%	52
VENICE REGIONAL MEDICAL CENTER BAYFRONT HEALTH		12	39	76%	51
HERNANDO COUNTY FIRE RESCUE DISTRICT		24	27	53%	51
APOLLOMDX LABS		29	22	43%	51
EMERALD COAST BEHAVIORAL HOSPITAL		47	4	8%	51
ALEXANDER NININGER STATE VETERANS		51			51
AVANTE ST CLOUD		48	3	6%	51
GULFVIEW MEDICAL INSTITUTE		51			51
PHYSICIANS PRIMARY CARE OF SOUTHWEST FLORIDA		39	12	24%	51
SONATA BOCA RATON		48	3	6%	51
ARIZONA DEPARTMENT OF HEALTH SERVICES			50	100%	50
MINUTECLINIC DIAGNOSTIC OF OHIO LLC		37	13	26%	50
CHILDREN'S HOSPITAL OF ALABAMA		49	1	2%	50
AFTER HOURS PEDIATRICS			50	100%	50
BioReference Laboratories, Inc		6	44	88%	50
GATEWAY CARE CENTER		50			50
QUALITY URGENT CARE AND WELLNESS PL		29	21	42%	50
SACRED HEART HEALTH SYSTEM INC		34	16	32%	50
BARRY UNIVERSITY STUDENT HEALTH SERVICES		37	13	26%	50
PALM RIVER COMMUNITY HEALTH CENTER		45	5	10%	50
MARQUIS LABS, LLC		49			49
Golfview Healthcare Center		49			49
SARATOGA HOSPITAL LABORATORY		44	5	10%	49
FLORIDA HEALTH CARE		6	43	88%	49
USF		1	48	98%	49
SUPERIOR RESIDENCES OF LECANTO		34	15	31%	49
SOLARIS SENIOR LIVING NORTH NAPLES		48	1	2%	49
ADVENT HEALTH - MOUNT DORA		9	40	82%	49
LAKE CITY VA MEDICAL CENTER			49	100%	49
COOPER FAMILY MEDICAL, PLLC		40	9	18%	49
CRESTVIEW URGENT CARE			49	100%	49
ADVENT HEALTH CENTRA CARE - SAND LAKE		19	30	61%	49
SOFT CELL LABORATORIES		45	4	8%	49
ALLEGRO		47	2	4%	49
AMERICAN HOUSE COCONUT POINT		45	4	8%	49
TROY REGIONAL MEDICAL CENTER		39	10	20%	49
Summit Medical Group, Pa Dba Citymd		45	4	8%	49
ALLIANCE PEDIATRICS		24	25	51%	49
GENEDX		36	13	27%	49
SAMFORD UNIVERSITY HEALTH SERVICES		48	1	2%	49
CARDIOLOGY AND MEDICINE ASSOCIATES		38	10	21%	48
CAREMED INTERNAL MEDICINE		30	18	38%	48
COURTYARD GARDENS OF JUPITER		48			48
AU HEALTH		36	12	25%	48

COVID-19: testing by laboratory

Data through Jan 22, 2021 verified as of Jan 23, 2021 at 09:25 AM

Data in this report are provisional and subject to change.

The numbers in the table below represent the number of Florida and non-Florida residents for whom test results were received by the Department of Health. A person can be tested by more than one laboratory and can have both positive and negative results. **Therefore, the sum of the numbers in each column will be larger than the total number of people tested.**

Reporting lab	Inconclusive	Negative	Positive	Percent positive	Total
ADVENT HEALTH CENTRA CARE - EAST ORLANDO		21	27	56%	48
BIOIQ			48	100%	48
DOH		23	25	52%	48
PREMIER MEDICAL ASSOCIATES		46	2	4%	48
HIALEAH HOSPITAL RESPIRATORY DEPT			48	100%	48
RAINBOW PEDIATRICS PC LLC / BREAKFAST POINT		38	10	21%	48
INN AT THE FOUNTAINS, THE		34	14	29%	48
PALM BAY PEDIATRICS		34	14	29%	48
NORTHBROOK CENTER FOR		47	1	2%	48
TRINITY AL SENIOR HOUSING LLC		44	4	8%	48
BAY CENTER HURRICANE SHELTER		48			48
NAPLES PEDIATRICS INC		43	5	10%	48
FINLAY CLINICAL LABORATORY		20	28	58%	48
PEDIATRIC SERVICES OF AMERICA INC		46	1	2%	47
BISHOP GRADY VILLAS		47			47
TRADITIONAL HOME HEALTH OF PALM BEACH INC		47			47
CAPE REGIONAL MEDICAL CENTER		45	2	4%	47
TURNING POINT OF TAMPA		42	5	11%	47
VITAS HEALTHCARE CORP OF FLORIDA		47			47
NAVARRE GARDENS		41	6	13%	47
PEDIATRIC CARE CENTER- JACKSONVILLE BEACH		19	28	60%	47
INTERLAB		1	46	98%	47
QUALITY URGENT CARE AND WELLNESS		31	16	34%	47
ARBOR TERRACE ORTEGA LLC		47			47
MISIR DRUGS LLC		36	11	23%	47
SOMERBY OF SANTA ROSA BEACH		43	4	9%	47
HARMONY CLINIC		1	46	98%	47
HEALTH FIRST - CAPE CANAVERAL HOSPITAL		1	45	98%	46
ADVENT HEALTH MEDICAL GROUP OB GYN AT		40	6	13%	46
H LEE MOFFITT CANCER CENTER MICRO		46			46
COLLIER BLVD HMA PHYSICIAN MANAGEMENT LLC		46			46
NORTH SHORE MEDICAL LABS	1	41	4	9%	46
PREMIER PLACE HEALTHCARE AT THE GLENVIEW		46			46
ESCAMBIA COUNTY JAIL		32	14	30%	46
POPLAR HEALTHCARE PLLC	1	11	34	74%	46
EAST MANATEE FAMILY	1	1	44	96%	46
MEDLOGIC LABORATORIES		3	43	93%	46
HARTFORD HEALTH SERVICES LLC		46			46
GRAND OAKS OF PALM CITY LLC	1	39	6	13%	46
WALGREENS 2941		45	1	2%	46
L&S SENIOR CARE DBA ARCADIA OAKS	1	45			46
SOUTHEAST ALABAMA MEDICAL CENTER			46	100%	46
INTERNAL MEDICINE ASSOCIATES PA		41	4	9%	45
REDI-MED WALK-IN FAMILY CARE			45	100%	45
life Care Center of Melbourne		29	16	36%	45
BURRY'S PHARMACY INC		26	19	42%	45
GOOD HEARTS COVID TESTING		8	37	82%	45

COVID-19: testing by laboratory

Data through Jan 22, 2021 verified as of Jan 23, 2021 at 09:25 AM

Data in this report are provisional and subject to change.

The numbers in the table below represent the number of Florida and non-Florida residents for whom test results were received by the Department of Health. A person can be tested by more than one laboratory and can have both positive and negative results. **Therefore, the sum of the numbers in each column will be larger than the total number of people tested.**

Reporting lab	Inconclusive	Negative	Positive	Percent positive	Total
ROCHESTER GENERAL HOSPITAL LABORATORY		41	4	9%	45
LITTLE NECK URGENT CARE		43	2	4%	45
MOBILE DOC FL, LLC		29	16	36%	45
MOOSEHAVEN HEALTH CENTER		12	33	73%	45
THE TERRACE OF JACKSONVILLE		3	42	93%	45
UNIVERSITY OF CENTRAL FLORIDA HEALTH SERVICES		45			45
GENESIS DERMATOLOGY		41	4	9%	45
BUECHELE DENTAL PA DBA CLERMONT FAMILY DENTISTRY		36	9	20%	45
VALENCIA HOUSE ALF		45			45
SOUTHPORT SQUARE HARBOUR HEALTH		45			45
WALGREENS 4915		39	6	13%	45
EGLIN AFB		9	35	80%	44
FHMG- FLORIDA HOSPITAL MEDICAL GROUP		34	10	23%	44
NORTH FLORIDA MEDICAL CENTER		40	4	9%	44
WINTER GARDEN REHAB AND NURSING CENTER		40	4	9%	44
ADVENT HEALTH - LAKE MARY		36	8	18%	44
PRECISION HEALTH SOLUTIONS LAB		9	35	80%	44
MOOSEHAVEN LIFE CARE CENTER		44			44
BARNES HEALTHCARE OF FLORIDA LLC		41	3	7%	44
BAYCARE HEALTH SYSTEMS		1	43	98%	44
ALLIANCE OF PHYSICIANS AGAINST COVID-19			44	100%	44
QHC UPSTATE MEDICAL PC		36	8	18%	44
QUOTIENT SCIENCES			44	100%	44
VISITING PHYSICIANS ASSOCIATION		40	4	9%	44
PEDIATRICS OF CENTRAL FLORIDA – SAINT CLOUD	2	40	2	5%	44
KAPG ST AUGUSTINE SENIOR HOUSING OPCO LLC		35	9	20%	44
ORCHID COVE AT DAYTONA		39	5	11%	44
CP/AIG PENSACOLA DEVELOPMENT LLC		42	2	5%	44
DAVID POSNACK JEWISH DAY SCHOOL		44			44
PANCARE HEALTH - JACKSON COUNTY		35	9	20%	44
Guardian Care Nursing and Rehabilitation Center		43			43
FAMILY EXTENDED CARE OF WINTER HAVEN		41	2	5%	43
BROOKDALE CAPE CORAL		43			43
ROCKLEDGE REGIONAL MEDICAL CENTER		30	13	30%	43
PROFESSIONAL URGENT CARE SERVICES		19	24	56%	43
BRANCH MEDICAL CLINIC			43	100%	43
PATRICK AIR FORCE BASE		3	40	93%	43
STUART URGENT CARE			43	100%	43
LAKE MARY KIDS CENTRA CARE		33	10	23%	43
WEST ISLIP URGENT CARE		40	3	7%	43
FLORIDA HOSPITAL		27	16	37%	43
GRAND ST PAUL CVS		43			43
Flagler Health and Rehabilitation		42	1	2%	43
Citymd Of Toms River		36	6	14%	42
KINDRED AT HOME		34	8	19%	42
CENTRA CARE – APOPKA	1	2	39	93%	42
LARA HEALTH AND WELLNESS CENTER LLC		42			42

COVID-19: testing by laboratory

Data through Jan 22, 2021 verified as of Jan 23, 2021 at 09:25 AM

Data in this report are provisional and subject to change.

The numbers in the table below represent the number of Florida and non-Florida residents for whom test results were received by the Department of Health. A person can be tested by more than one laboratory and can have both positive and negative results. **Therefore, the sum of the numbers in each column will be larger than the total number of people tested.**

Reporting lab	Inconclusive	Negative	Positive	Percent positive	Total
BOND AND STEELE CLINIC, PA		35	7	17%	42
PRINCETON VILLAGE☐		39	3	7%	42
CLINICAL LABORATORY		42			42
TGH URGENT CARE POWERED BY FAST TRACK			42	100%	42
ADVENT HEALTH EXPRESS CARE		4	38	90%	42
PSL NAPLES BH OPERATIONS, LLC		42			42
DELCARE PA		33	9	21%	42
Atlantic Shore Nursing and Rehab		42			42
MINUTECLINIC DIAGNOSTIC OF NORTH CAROL		35	7	17%	42
ST CLOUD PHYSICIAN MANAGEMENT LLC DBA ST CLOUD		27	15	36%	42
GENTIVA HEALTH SERVICES CERTIFIED INC		38	3	7%	41
UNIVERSITY OF WEST FLORIDA, THE		41			41
PEDIATRICS OF CENTRAL FLORIDA KISSI		33	8	20%	41
MAIMONIDES-SHALOM ACADEMY, INC		40	1	2%	41
BRONX LEBANON HOSPITAL-MEDICAL CENTER		37	4	10%	41
NEOGENOMICS LABORATORIES INC		41			41
SH HERON EAST LLC☐		41			41
FHMG_CTR FOR SENIOR HEALTH		36	5	12%	41
CITYMD OF MANAHAWKIN		39	2	5%	41
WILLISTON PEDIATRICS PA		27	14	34%	41
FLORIDA HOSPITAL NEW SMYRNA		4	37	90%	41
WOLFF CTR FOR CHILD & ADOLESCENT HEALTH PLLC,THE		26	15	37%	41
CAPITAL REGIONAL MEDICAL CENTER		2	38	95%	40
DOH-WEST PALM BEACH BRANCH LABORATORY		2	38	95%	40
TREASURE COAST FORENSIC TREATMENT CTR		20	20	50%	40
PRIDE DIAGNOSTICS		24	16	40%	40
CLINICAL PATHOLOGY LABORATORIES, INC		40			40
FIRST CHOICE URGENT CARE		10	30	75%	40
URGENT CARE & WELLNESS CENTER		10	30	75%	40
NEW YORK PRESBYTERIAN - QUEENS DIAGNOSTIC		39	1	3%	40
PACIFICA SENIOR LIVING OCALA		35	5	13%	40
LAKE WALES OPERATING GROUP LLC		37	3	8%	40
Palms at Ponte Vedra Assisted Livning and Memory Care		39	1	3%	40
RADIOLOGY ASSOCIATES OF VENICE AND ENGLEWOOD		38	2	5%	40
ERDOX		37	2	5%	39
JUNIPER VILLAGE AT CAPE CORAL		34	5	13%	39
BROOKDALE JENSEN BEACH☐		37	2	5%	39
NEXT MOLECULAR ANALYTICS		9	30	77%	39
ADVENT HEALTH - LAKE WALES		28	11	28%	39
MEDEX MEDICAL EXPRESS OF PALATKA LLC			39	100%	39
LOURDES HOSPITAL INC		37	2	5%	39
BAY COUNTY JAIL ANNEX		34	5	13%	39
CEDAR CREEK AT KINGS BAY INC		39			39
LODGE HEALTH AND REHABILITATION CENTER, THE		32	7	18%	39
CLINICAL RESEARCH SEQUENCING PLATFORM		8	31	79%	39
ECOLAB GROUP		8	31	79%	39
PHILLIPPE RIDGE		27	12	31%	39

COVID-19: testing by laboratory

Data through Jan 22, 2021 verified as of Jan 23, 2021 at 09:25 AM

Data in this report are provisional and subject to change.

The numbers in the table below represent the number of Florida and non-Florida residents for whom test results were received by the Department of Health. A person can be tested by more than one laboratory and can have both positive and negative results. **Therefore, the sum of the numbers in each column will be larger than the total number of people tested.**

Reporting lab	Inconclusive	Negative	Positive	Percent positive	Total
STAR CARE		35	4	10%	39
JUPITER MEDICAL CENTER URGENT CARE - STUART		23	15	39%	38
UNIVERSITY OF ALABAMA		35	3	8%	38
ALL MY KIDS PEDIATRICS INC		23	15	39%	38
MISSION OAKS ASSISTED LIVING□		36	2	5%	38
PRACTICE MANAGEMENT OF AMERICA, INC.		7	31	82%	38
BERNHARDT LABORATORIES	1	9	28	74%	38
CDR MAGUIRE INC	1	7	30	79%	38
FLORIDA DEPARMENT OF HEALTH CLAY COUNTY		25	13	34%	38
JEFFERSON COUNTY HEALTH DEPARTMENT-MONTICELLO		21	17	45%	38
GOLDEN POND COMMUNITIES		38			38
FLORIDA HEALTH CARE DELAND			38	100%	38
NORTH FLORIDA PEDIATRICS		33	5	13%	38
CCRC @ SUNFLOWER LLC		35	3	8%	38
MEASE COUNTRYSIDE HOSPITAL			38	100%	38
BENTON HOUSE OF ST. JOHNS		36	2	5%	38
AUTUMN OF SARASOTA		12	26	68%	38
HOMEWOOD RESIDENCE AT FREEDOM PLAZA		37	1	3%	38
WALGREENS 3145		35	3	8%	38
MOLECULAR DIAGNOSTICS		5	33	87%	38
BOND CLINIC, PA		9	29	76%	38
ADVENTIST HEALTH SYSTEM FLORIDA		26	12	32%	38
MINUTECLINIC DIAGNOSTIC OF NORTH CARO		35	3	8%	38
MICHAEL AKPEKE MD		29	9	24%	38
WALGREENS #10373		37	1	3%	38
CORNERSTONE MEDICAL CARE OF BRANDON PL		34	4	11%	38
TITUSVILLE FAMILY PRACTICE		14	23	62%	37
CENTRA CARE – LAKE NONA		3	34	92%	37
HR SARASOTA OPERATOR LLC		25	12	32%	37
ST VINCENT'S AMBULATORY CARE INC DBA	2	30	5	14%	37
BLISS HEALTHCARE SERVICES		18	19	51%	37
INN AT ASTON GARDENS AT PELICAN POINTE,THE		37			37
MINUTECLINIC DIAGNOSTIC		36	1	3%	37
MILLENNIUM PHYSICIAN GROUP LLC		33	4	11%	37
HOLZER HEALTH CENTER		5	32	86%	37
LONGLEAF DIAGNOSTIC LABORATORIES		10	27	73%	37
BOULEVARD REHABILITATION CENTER		24	13	35%	37
FAST PACE MEDICAL CLINIC, PLLC		32	5	14%	37
THE COLLIER AT NAPLES		36	1	3%	37
EC OPCO PENSACOLA, LLC		37			37
PONCE THERAPY CARE CENTER		34	3	8%	37
FAMILY EXTENDED CARE OF SEBRING INC		35	2	5%	37
ONE MILO		37			37
NIGHT LITE PEDIATRICS CENTER LLC		8	29	78%	37
PATHOGENIUS LABORATORIES		30	7	19%	37
HOME CARE PHARMACY		37			37
BETHESDA HEALTH URGENT CARE			36	100%	36

COVID-19: testing by laboratory

Data through Jan 22, 2021 verified as of Jan 23, 2021 at 09:25 AM

Data in this report are provisional and subject to change.

The numbers in the table below represent the number of Florida and non-Florida residents for whom test results were received by the Department of Health. A person can be tested by more than one laboratory and can have both positive and negative results. **Therefore, the sum of the numbers in each column will be larger than the total number of people tested.**

Reporting lab	Inconclusive	Negative	Positive	Percent positive	Total
MINUTECLINIC DIAGNOSTIC OF SOUTH CARO		29	7	19%	36
CVS		2	34	94%	36
NORTHWELL HEALTH PLAINVIEW HOSPITAL LABORATORY		27	9	25%	36
MEDRITE URGENT CARE		26	10	28%	36
BVL/LITTLE ANGEL PEDIATRICS		36			36
University Hills health and Rehabilitation		27	9	25%	36
THOMAS INTERNAL MEDICINE		29	6	17%	35
IRL		4	31	89%	35
BAYSHORE PATHOLOGY CONSULTANTS PA		34	1	3%	35
P23 LABS		35			35
FELICIDAD MEDICAL CENTER			35	100%	35
TERRACE AT HOBE SOUND, THE	1	31	3	9%	35
PLAINVIEW URGENT CARE		33	2	6%	35
ADVENT HEALTH - FISH MEMORIAL		2	33	94%	35
DESOTO PALMS ALF		35			35
IMA MEDICAL GROUP POINCIANA		14	21	60%	35
PALM BAY HOSPITAL			35	100%	35
BAY REGIONAL URGENT CARE	1	17	17	49%	35
CITY OF PORT SAINT LUCIE		32	3	9%	35
UNION MEDICAL CARE PLLC		35			35
BEEHIVE HOMES OF GULF BREEZE		19	16	46%	35
HERNANDO ENDOSCOPY AND SURGERY CENTER		27	8	23%	35
CITRUS COUNTY HEALTH DEPARTMENT		32	3	9%	35
TAYLORVILLE FAMILY MEDICINE		28	7	20%	35
NEUROINTERNATIONAL SARASOTA		32	3	9%	35
PERSONAL PEDIATRICS		31	4	11%	35
WUESTHOFF MEMORIAL HOSPITAL			35	100%	35
LIFESTREAM BEHAVIORIAL CENTER		17	17	50%	34
RASHDA ALBIBI M.D. P.A.		31	3	9%	34
MINUTE CLINIC INCORPORATE		28	6	18%	34
LEVY COUNTY DEPARTMENT OF HEALTH		25	9	26%	34
ST PETERSBURG PEDIATRICS-MLK JUNIOR BLVD		30	4	12%	34
REDI-MED WALK IN FAMILY CLINIC			34	100%	34
MAUREEN OROURKE-FUTEY			34	100%	34
COLLIER HMA PHYSICIAN MANAGEMENT LLC		26	8	24%	34
SPRING MANOR ASSISTED LIVING		34			34
ROSECASTLE OF JACKSONVILLE LLC		33	1	3%	34
PARAMOUNT WALK-IN CLINIC		1	33	97%	34
DEVELOPMENTAL DISABILITIES DEFENDANT PROGRAM		32	2	6%	34
THE MERIDIAN AT BOCA RATON	1	33			34
CINNAMON COVE ALF		34			34
LINCOLN MEDICAL AND MENTAL HEALTH CENTER		32	2	6%	34
CSL PLASMA INC		7	27	79%	34
TUSCAN GARDENS OF DELRAY BEACH MANAGEMENT COMPANY,		34			34
MARIANNA HEALTH AND REHABILITATION CENTER		33	1	3%	34
TOWERS HOME CARE☐		30	3	9%	33
METRO KNOXVILLE HMA		25	8	24%	33

COVID-19: testing by laboratory

Data through Jan 22, 2021 verified as of Jan 23, 2021 at 09:25 AM

Data in this report are provisional and subject to change.

The numbers in the table below represent the number of Florida and non-Florida residents for whom test results were received by the Department of Health. A person can be tested by more than one laboratory and can have both positive and negative results. **Therefore, the sum of the numbers in each column will be larger than the total number of people tested.**

Reporting lab	Inconclusive	Negative	Positive	Percent positive	Total
Kensington Gardens		33			33
ST. MARYS MEDICAL CENTER		1	32	97%	33
MAINSTREET FAMILY URGENT CARE		1	32	97%	33
SANFORD MOBILE LAB PGA TOUR		32	1	3%	33
MORTON PLANT			33	100%	33
KINDRED HOSPITAL CENTRAL TAMPA BLOOD GAS	1	30	2	6%	33
UNIVERSITY HOSPITAL		28	5	15%	33
CENTRA CARE - DR. PHILLIPS		1	32	97%	33
GIBBENS FAMILY MEDICAL, LLC		26	7	21%	33
MANORCARE AT LELY PALMS		29	4	12%	33
JENNIFER J CHIAVETTA-GRLSANTI DC		24	9	27%	33
AYERS NURSING AND REHABILITATION CENTER		33			33
HAZELDEN FLORIDA		32	1	3%	33
PRMG - EAST NAPLES		23	10	30%	33
AHSE ROP		32	1	3%	33
BRIDGEVIEW CENTER LLC		27	6	18%	33
BOND CLINIC		3	30	91%	33
BIOFIRE		7	26	79%	33
GREENRIDGE GROUP HOME	3	11	19	58%	33
STETSON UNIVERSITY STUDENT HEALTH CENTER		3	30	91%	33
ISLAND URGENT CARE PLLC		33			33
PANCARE HEALTH - FREEPORT CLINIC SUITE B		27	6	18%	33
LINCOLN DIAGNOSTIC LAB		32	1	3%	33
ACCURATE DIAGNOSTIC LAB		32	1	3%	33
PECONIC BAY MEDICAL CENTER LABORATORY		24	8	25%	32
Heartland Health Care Center North Sarasota		18	14	44%	32
RITE MEDICAL CARE PC		32			32
STAT ONE URGENT CARE CENTER		2	30	94%	32
ANDALUSIA HEALTH		16	16	50%	32
CALHOUN COUNTY HEALTH DEPT		12	20	63%	32
VILLAGE ON THE ISLE		27	5	16%	32
NORTH CENTRAL BRONX HOSPITAL		31	1	3%	32
SAN CARLOS PHARMACY		29	3	9%	32
PHYSICIAN ASSOCIATES LLC		26	6	19%	32
JACKSON HEALTH SYSTEM		1	31	97%	32
WESTMINSTER ST AUGUSTINE		32			32
AZALEA TRACE PHYSICIAN SERVICES		32			32
IPSUM DIAGNOSTICS		3	29	91%	32
ST AUGUSTINE PEDIATRIC ASSOC		30	2	6%	32
OPIS COQUINA CENTER		32			32
HOLY NAME HOSPITAL LABORATORY		31	1	3%	32
VETERANS HOME			32	100%	32
S-H THIRTY FIVE OPCO - LUTZ, LLC		31	1	3%	32
MINUTECLINIC DIAGNOSTIC OF RHODE ISLAND, LLC #1544		31	1	3%	32
VETERAN AFFAIRS MEDICAL CENTER - JAMES J PETERS		30	2	6%	32
POARCH BANC CREEK INDIANS TRIBAL HEALTH DEPARTMENT			32	100%	32
PHOSPHORUS DIAGNOSTICS		27	5	16%	32

COVID-19: testing by laboratory

Data through Jan 22, 2021 verified as of Jan 23, 2021 at 09:25 AM

Data in this report are provisional and subject to change.

The numbers in the table below represent the number of Florida and non-Florida residents for whom test results were received by the Department of Health. A person can be tested by more than one laboratory and can have both positive and negative results. **Therefore, the sum of the numbers in each column will be larger than the total number of people tested.**

Reporting lab	Inconclusive	Negative	Positive	Percent positive	Total
PATRICK MANOR INCORPORATED		32			32
Gabisa Medical LLC		32			32
NIGHT LITE PEDIATRICS URGENT CARE CENTER			32	100%	32
BELVEDERE COMMONS OF SUN CITY CENTER		32			32
PUTNAM COUNTY SHERIFFS OFFICE		26	5	16%	31
DISCOVERY COMMONS AT BRADENTON		31			31
PARKSIDE HEALTH AND REHABILITATION CENTER			31	100%	31
REGENCY PARK ASSISTED LIVING FACILITY		29	2	6%	31
LORI MCAULIFFE MD PA		21	10	32%	31
CLARE BRIDGE OF CAPE CORAL		31			31
ERIC C MRSHAL, MD, PC #1842		29	2	6%	31
TRADITIONAL HOME CARE INC		30	1	3%	31
S-H THIRTY FIVE OPCO - ORANGE CITY, LLC		22	9	29%	31
LabCorp L#09258130 M#09258125		12	19	61%	31
LONG ISLAND JEWISH MED CTR		28	3	10%	31
CENTRAL FLORIDA PEDIATRICS		13	18	58%	31
MENORAH HOUSE		30	1	3%	31
STEWARD MEDICAL GROUP, INC		21	10	32%	31
COLLIER ANESTHESIA PAIN LLC		31			31
SOS MOBILE MEDICAL CARE LLC		26	5	16%	31
CLARE BRIDGE ORMOND BEACH	1	29			30
CLINCLOUD, LLC			30	100%	30
THE TERRACE AT IVY ACRES ALF		11	19	63%	30
ROYAL CARE OF AVON PARK		27	3	10%	30
MEDCOMP SCIENCES			30	100%	30
SOUTHERN LABORATORY		6	24	80%	30
HERITAGE WATERSIDE		27	3	10%	30
SOLARIS SENIOR LIVING OF MERRITT ISLAND		30			30
BAHIA OAKS LODGE		28	2	7%	30
CALADIUM PEDIATRICS		28	2	7%	30
ADVENT HEALTH PRIMARY CARE PLUS, WINTER GARDEN		26	4	13%	30
EXPRESS DOCS LLC			30	100%	30
INNOVATION CLINICAL TRIALS, INC			30	100%	30
LAKELAND REGIONAL HEALTH GATEWAY CENTER		7	23	77%	30
PENSACOLA DEVELOPMENTAL CENTER		14	16	53%	30
HIGHLANDS LAKE CENTER		27	3	10%	30
BARNETT PARK			30	100%	30
Okeechobee Health Care Facility		16	14	47%	30
CAN COMMUNITY HEALTH		29	1	3%	30
AMEERAH LABS			30	100%	30
WESTWOOD NURSING AND REHABILITATION		28	2	7%	30
WAVE CREST HEALTH AND REHABILITATION CENTER		30			30
SURFSIDE URGENT CARE		17	12	41%	29
BROOKDALE CANOPY OAKS			29	100%	29
Consulate Health Care of Orange Park		27	2	7%	29
SUNTREE INTERNAL MEDICINE		29			29
INSTITUTE OF PATHOLOGY KINGS COUNTY		29			29

COVID-19: testing by laboratory

Data through Jan 22, 2021 verified as of Jan 23, 2021 at 09:25 AM

Data in this report are provisional and subject to change.

The numbers in the table below represent the number of Florida and non-Florida residents for whom test results were received by the Department of Health. A person can be tested by more than one laboratory and can have both positive and negative results. **Therefore, the sum of the numbers in each column will be larger than the total number of people tested.**

Reporting lab	Inconclusive	Negative	Positive	Percent positive	Total
NURSES HELPING HANDS INC ALF		29			29
FLORIDA DEPARTMENT OF HEALTH IN MONROE COUNTY		26	3	10%	29
NEMOURS CHILDRENS CLINIC		22	7	24%	29
CAMPBELL URGENT CARE			29	100%	29
COMPREHENSIVE CHILDCARE		23	6	21%	29
PRO HEALTH HARMONY		29			29
UNIV OF ROCHESTER-STRONG MEMORIAL HOSP		28	1	3%	29
CDR MAGUIRE - MIAMI BEACH CC MISSION 17388		2	27	93%	29
FLORIDA DEPARTMENT OF HEALTH IN WALTON COUNTY		23	6	21%	29
P4CLINICAL	3	2	24	83%	29
EVERLYWELL		16	13	45%	29
MINUTE CLINIC LLC #2216		27	2	7%	29
NORTH CAROLINA DEPARTMENT OF HEALTH & HUMAN SERVICES			29	100%	29
BETHUNE-COOKMAN UNIVERSITY		11	18	62%	29
NICEVILLE URGENT CARE		1	28	97%	29
MIDDLETOWN MEDICAL P C		19	9	32%	28
LAKELAND NURSING AND REHABILITATION CENTER			28	100%	28
MICHIGAN DEPARTMENT OF HEALTH AND HUMAN SERVICES			28	100%	28
GRAMERCY PARK URGENT CARE		27	1	4%	28
HEALTH FIRST - VIERA HOSPITAL		1	27	96%	28
SOUTHSIDE HOSPITAL NORTHWELL HEALTH LABORATORY		25	3	11%	28
UNION MEDICAL CARE		28			28
COMMUNITY MEDICAL CARE CENTER INC			28	100%	28
LUTHERAN HAVEN EXTENDED CONGREGATE CAR		28			28
PREMISE HEALTH MIA			28	100%	28
AVALON PARK RETIREMENT RESIDENCE		27	1	4%	28
HERITAGE HEALTHCARE AND REHABILITATION CENTER		27	1	4%	28
PORT ST LUCIE HOSPITAL		25	3	11%	28
ST PETERSBURG PEDIATRICS-SEMINOLE		23	5	18%	28
CROSSROADS URGENT CARE		17	11	39%	28
WALK IN MEDICAL URGENT CARE		28			28
RENAISSANCE AT THE TERRACES		27	1	4%	28
EDEN AT CRESTVIEW		12	16	57%	28
BONIFAY NURSING AND REHAB CENTER			28	100%	28
ACTIVE SENIOR LIVING		26	2	7%	28
CONNECTICUT DEPARTMENT OF HEALTH		22	6	21%	28
WEST		15	13	46%	28
PALM GARDEN OF JACKSONVILLE		27	1	4%	28
MICHAEL J D'AMBROSE MD PA		25	2	7%	27
EXPRESS CARE OF BELLEVIEW		27			27
ADVENT HEALTH CENTRA CARE LAKELAND		22	5	19%	27
MOBILE MEDICAL ASSOCIATES PL		9	18	67%	27
PORT SAINT JOHN FAMILY PRACTICE		18	9	33%	27
MINUTECLINIC DIAGNOSTIC OF NEW JERSEY		22	5	19%	27
MAKO MEDICAL		16	11	41%	27
SUNCOAST LABS			27	100%	27
UCLA HEALTHCARE CLINICAL LABS		23	4	15%	27

COVID-19: testing by laboratory

Data through Jan 22, 2021 verified as of Jan 23, 2021 at 09:25 AM

Data in this report are provisional and subject to change.

The numbers in the table below represent the number of Florida and non-Florida residents for whom test results were received by the Department of Health. A person can be tested by more than one laboratory and can have both positive and negative results. **Therefore, the sum of the numbers in each column will be larger than the total number of people tested.**

Reporting lab	Inconclusive	Negative	Positive	Percent positive	Total
SANTA BARBARA CARE CENTER		17	10	37%	27
BROOKDALE PHILLIPPI CREEK			27	100%	27
BAY COUNTY SHERIFFS OFFICE JAIL FACILITY		22	5	19%	27
RENAISSANCE SENIOR LIVING	1	26			27
LABCORP BURLINGTON		9	18	67%	27
SPANISH RIVER HIGH SCHOOL ESE		23	4	15%	27
UNIVERSITY MEDICAL CTR OF PRINCETON AT		25	2	7%	27
OAKTREE HEALTHCARE			27	100%	27
Cleveland Clinic Laboratories		4	23	85%	27
CDC		17	10	37%	27
NIGHT LITE PEDIATRIC CENTER		10	16	62%	26
ROYAL PALM SENIOR RESIDENCE		26			26
MONCRIEF ARMY HEALTH CLINIC			26	100%	26
RIVERHEAD URGENT CARE		25	1	4%	26
MORTON PLANT HOSPITAL NURSING			26	100%	26
FLAGLER HOSPITAL INC	2		24	92%	26
DUVAL PHARMACY		21	5	19%	26
LAKE MARY - STIRLING CENTER SUITE 202			26	100%	26
KEY PRIMARY CARE			26	100%	26
TGH URGENT CARE - RIVERVIEW			26	100%	26
COLORADO DEPARTMENT OF HEALTH LABORATORY SERVICES DIVISION			26	100%	26
FHMG-FLORIDA HOSPITAL MEDICAL GROUP		21	5	19%	26
JAMAICA HOSPITAL MEDICAL CENTER		24	2	8%	26
PULMONARY SPECIALISTS OF THE PALM BEACHES		16	10	38%	26
ADVENT HEALTH PARTIN SETTLEMENT HEALTH PARK		18	8	31%	26
PALM BEACH COUNTY FIRE RESCUE		24	2	8%	26
WASHINGTON COUNTY HEALTH DEPARTMENT		14	12	46%	26
THE MINIER URGENT CARE		20	6	23%	26
LOOP PEDIATRICS		22	4	15%	26
STATEN ISLAND UNIVERSITY HOSPITAL-POUCH		26			26
CENTRA CARE - SAND LAKE		1	25	96%	26
NATIONAL MENTOR HEALTHCARE LLC			26	100%	26
EASYCARE WALK-IN CLINIC		11	15	58%	26
PARTICLE THEORY LABS		23	3	12%	26
PROFESSIONAL PEDIATRICS		24	2	8%	26
WEST BROWARD CARE CENTER		24	2	8%	26
UNIPATH		18	7	28%	25
PERDIDO URGENT CARE		1	24	96%	25
FEDERAL PRISON CAMP PENSACOLA			25	100%	25
ALABAMA CLINICS		12	13	52%	25
VETERANS AFFAIRS MEDICAL CENTER - NEW YORK HARBOR		24	1	4%	25
COUNTY OF LOS ANGELES			25	100%	25
SAFARI PEDIATRICS PA		24	1	4%	25
ADVENT HEALTH CENTRA CARE - LAKE BUTLER BOULEVARD			25	100%	25
FAMILY CARE PARTNERS		15	10	40%	25
WEINBERG VILLAGE		24	1	4%	25
EASTERN SHORE URGENT CARE		16	9	36%	25

COVID-19: testing by laboratory

Data through Jan 22, 2021 verified as of Jan 23, 2021 at 09:25 AM

Data in this report are provisional and subject to change.

The numbers in the table below represent the number of Florida and non-Florida residents for whom test results were received by the Department of Health. A person can be tested by more than one laboratory and can have both positive and negative results. **Therefore, the sum of the numbers in each column will be larger than the total number of people tested.**

Reporting lab	Inconclusive	Negative	Positive	Percent positive	Total
RJ LEE GROUP	1	23	1	4%	25
BOCA BIOLISTIC REFERENCE LAB			25	100%	25
WELLMED AT NEW TAMPA		19	6	24%	25
HARBORCHASE OF WELLINGTON CROSSING		23	2	8%	25
HEARTLAND HEALTHCARE AND REHAB CENTER		3	22	88%	25
ARCPPOINT LABS OF FORT LAUDERDALE		25			25
WOMENS CARE FLORIDA LABORATORY		25			25
Lanier Rehab			25	100%	25
ADVENT HEALTH - LAKE MARY PEDIATRICS		16	9	36%	25
THE WATERMARK AT VISTAWILLA		25			25
ST. CLOUD HOSPITAL		20	5	20%	25
ST PETER'S BENDER LABORATORY		25			25
EAST HILL MEDICAL GROUP		17	8	32%	25
BULLS HEAD URGENT CARE		25			25
SANITAS		4	21	84%	25
URGENT CARE CENTER			25	100%	25
FAMILY EXTENDED CARE OF PUNTA GORDA		25			25
PANCARE HEALTH - BAY COUNTY - YOUNGSTOWN		22	2	8%	24
LABORATORY ALLIANCE OF CENTRAL NEW YORK		23	1	4%	24
VILLAGES REHABILITATION AND NURSING CENTER		24			24
THE CHAPPEL GROUP RESEARCH		24			24
PHYSICIANS PRIMARY CARE OF SW FLORIDA PL		24			24
WESTMINSTER WOODS ON JULINGTON CREEK		22	2	8%	24
SENIOR HEALTH OF WINTER PARK DUNDEE		24			24
MINUTECLINIC DIAGNOSTIC OF RHODE ISLAND, LLC #212		24			24
COURTYARDS OF ORLANDO		24			24
WELLNOW URGENT CARE		23	1	4%	24
TARPON BAYOU CENTER			24	100%	24
MADWAR		19	5	21%	24
VASSAR BROTHERS MEDICAL CENTER LABORATORY		23	1	4%	24
PANCARE HEALTH - BONIFAY K-8			24	100%	24
MINUTECLINIC DIAGNOSTIC OF KANSAS, PA		22	2	8%	24
ABL MEDICAL CARE LLC			24	100%	24
FAST PACE MEDICAL CLINIC		22	2	8%	24
JOHNS HOPKINS CHILDREN'S HOSPITAL			24	100%	24
JOHN KNOX VILLAGE OF CENTRAL FLORIDA		20	4	17%	24
REGENCY OAKS HEALTH CENTER		22	2	8%	24
PREMIER COMMUNITY HEALTHCARE GROUP INC		23	1	4%	24
LABORATORY DYNAMICS		20	4	17%	24
WESTPAC LABS		1	23	96%	24
WIREGRASS CLINIC LLC		19	5	21%	24
AVENTIS BIO-SERVICES CTL		24			24
HENNEPIN COUNTY MEDICAL CENTER (HCMC)		13	11	46%	24
TALLAHASSEE DEVELOPMENTAL CENTER☐		23	1	4%	24
URGENT FAMILY CARE INC		21	3	13%	24
ASHTON PLACE	3	17	4	17%	24
HERITAGE OAKS ASSISTED LIVING & MEMORY CARE		20	4	17%	24

COVID-19: testing by laboratory

Data through Jan 22, 2021 verified as of Jan 23, 2021 at 09:25 AM

Data in this report are provisional and subject to change.

The numbers in the table below represent the number of Florida and non-Florida residents for whom test results were received by the Department of Health. A person can be tested by more than one laboratory and can have both positive and negative results. **Therefore, the sum of the numbers in each column will be larger than the total number of people tested.**

Reporting lab	Inconclusive	Negative	Positive	Percent positive	Total
UR CARE FAMILY AND SPORTS MEDICINE			24	100%	24
MADISON COUNTY MEMORIAL HOSPITAL LABORATORY		14	10	42%	24
EMERITUS AT NAPLES	1	22			23
STATE LAB		2	21	91%	23
UNIVERSITY HILLS HEALTH AND REHABILITATION CENTER		18	5	22%	23
NEW JERSEY		22	1	4%	23
PENSACOLA PEDIATRICS - PACE		16	7	30%	23
BROOKDALE LAKE TAVARES		21	2	9%	23
MED PLUS FLORENCE		19	4	17%	23
ORANGE PARK PEDIATRICS		18	5	22%	23
NORTH FLORIDA PEDIATRICS - JACKSONVILLE		21	2	9%	23
SUNQUEST		3	20	87%	23
WINDERMERE MEDICAL CENTER		19	4	17%	23
COLONY CARE CENTER		14	9	39%	23
CHIPOLA MEDICAL ASSOCIATES		4	19	83%	23
ISLAND COAST PEDIATRICS PA		22	1	4%	23
SUMTER PEDIATRICS		21	2	9%	23
FAMILY CARE PARTNERS URGENT CARE LLC		17	6	26%	23
ADVANCED URGENT CARE		12	11	48%	23
WUESTHOFF MEDICAL CENTER-MELBOURNE			23	100%	23
THE COMMONWEALTH OF MASSACHUSETTS			23	100%	23
UF HEALTH NORTH JACKSONVILLE			23	100%	23
MONTEFIORE NEW ROCHELLE HOSPITAL		22	1	4%	23
EGL GENETIC DIAGNOSTICS		1	22	96%	23
MADISON COUNTY MEMORIAL HOSP		12	11	48%	23
ST JOHNS COUNTY DETENTION CENTER		23			23
GARDENS HEALTH NH LLC		23			23
GASTROENTEROLOGY ASSOCIATES OF PENSACOLA PA		20	3	13%	23
PARK WEST MEDICAL CENTER		22	1	4%	23
WEISS PEDIATRIC CARE LLC		16	7	30%	23
WEST VOLUSIA FAMILY AND SPORTS MEDICINE		23			23
BROOKDALE CENTRE POINTE		23			23
GULFSIDE HOSPICE INC		20	3	13%	23
PINELLAS INTERNAL MEDICINE ASSOCIATES		22	1	4%	23
NOBLE SENIOR LIVING		3	20	87%	23
COASTAL SKIN SURGERY AND DERMATOLOGY		15	7	32%	22
MINUTE CLINIC, LLC DBA MINUTECLINIC #4505		21	1	5%	22
WARDE MEDICAL LABORATORY		15	7	32%	22
TEN HEALTHCARE		6	16	73%	22
BROWARD HEALTH IMPERIAL POINT NURSING			22	100%	22
ALAN A SMITH MD LLC		21	1	5%	22
HUNT CLUB PEDIATRIC ASSOCIATES LLC		19	3	14%	22
GOOD SAMARITAN HOSPITAL LABORATORY		19	3	14%	22
EPIC REFERENCE LABS INC			22	100%	22
RESIDENCE AT BAY VUE		21	1	5%	22
MAYO CLINIC JACKSONVILLE		1	21	95%	22
FLORIDA PEDIATRICS		6	16	73%	22

COVID-19: testing by laboratory

Data through Jan 22, 2021 verified as of Jan 23, 2021 at 09:25 AM

Data in this report are provisional and subject to change.

The numbers in the table below represent the number of Florida and non-Florida residents for whom test results were received by the Department of Health. A person can be tested by more than one laboratory and can have both positive and negative results. **Therefore, the sum of the numbers in each column will be larger than the total number of people tested.**

Reporting lab	Inconclusive	Negative	Positive	Percent positive	Total
FORT CAROLINE GARDENS, INC		20	2	9%	22
UNION CHD		20	2	9%	22
MARION PEDIATRICS PA		17	5	23%	22
SUMMIT MEDICAL GROUP - 75 E NORTHFIELD		20	2	9%	22
CHILDREN'S MEDICAL CENTER			22	100%	22
BROOKDALE UNIVERSITY HOSPITAL		21	1	5%	22
BRANDON COMMUNITY HEALTH CENTER		14	8	36%	22
KEY WEST MEDICAL CENTER	1	20	1	5%	22
VIKOR SCIENTITIC			22	100%	22
DIACARTA INC.		22			22
LAKELAND REGIONAL HEALTH PABLO		21	1	5%	22
HEALTHPARK MEDICAL CENTER ABG LAB		21	1	5%	22
TOTAL CARE PLUS LLC			22	100%	22
SYNIVERSE WELLNESS CENTER		18	4	18%	22
HOSPICE OF LAKE & SUMTER INC		22			22
FINLAY C. LABORATORY		3	19	86%	22
MERCY MEDICAL URGENT CARE CENTER INC		3	19	86%	22
MOBILE DIVISION LABORATORY		7	15	68%	22
LAKEVIEW HEALTH CARE SYSTEMS		8	14	64%	22
SARASOTA MEMORIAL NURSING & REHABILITATION CTR		22			22
SEAGRASS VILLAGE			22	100%	22
APOLLO SURGERY CENTER		20	2	9%	22
ROCKLEDEGE REGIONAL MEDICAL CENTER		17	5	23%	22
URGENT CARE USA			22	100%	22
EBEIDS MD PEDIATRICS		19	3	14%	22
FIRST CHOICE PEDIATRICS LOOP		20	2	9%	22
MILLENIA ADVANCED SCIENTIFIC LLC			22	100%	22
MD BEAUTY LABS, PA		20	1	5%	21
NCHD		7	14	67%	21
SOUTHEASTERN OUTPATIENT SURGERY CENTER		20	1	5%	21
UPMC CHAUTAUQUA AT WCA LABORATORY		20	1	5%	21
NAPHCARE, INC.		11	10	48%	21
RAPID RELIABLE TESTING NY LLC		19	2	10%	21
STEWART MELBOURNE HOSPITAL			21	100%	21
VIRTUA		17	4	19%	21
STEWART MEDICAL GROUP INC			21	100%	21
ADVENTHEALTH MEDICAL GROUP FAMILY MEDICINE		20	1	5%	21
PHYSICIANS STAT		2	19	90%	21
TIFFANY LAKE CARE CENTERS INC		21			21
SUNSHINE ASSISTED LIVING		21			21
LONG TERM CARE OF JAY, LLC			21	100%	21
MINUTE CLINIC DIAGNOSTIC OF SC, LLC #75		20	1	5%	21
Summit Medical Group Westfield Lab		18	3	14%	21
PATHGROUP			21	100%	21
CENTRAL FLORIDA HEALTH CARE INC		2	19	90%	21
PULSE MEDICAL GROUP INC			21	100%	21
ELAN SPANISH SPRINGS		4	17	81%	21

COVID-19: testing by laboratory

Data through Jan 22, 2021 verified as of Jan 23, 2021 at 09:25 AM

Data in this report are provisional and subject to change.

The numbers in the table below represent the number of Florida and non-Florida residents for whom test results were received by the Department of Health. A person can be tested by more than one laboratory and can have both positive and negative results. **Therefore, the sum of the numbers in each column will be larger than the total number of people tested.**

Reporting lab	Inconclusive	Negative	Positive	Percent positive	Total
PALMETTO PEDIATRICS			21	100%	21
SOUTH LAKE PEDIATRICS		20	1	5%	21
ARTHREX MEDICAL CENTER		10	11	52%	21
ARDEN COURTS OF WINTER SPRINGS		18	3	14%	21
PRIME CARE ONE LLC/HARBORCHASE OF VENICE			21	100%	21
FLORIDA PEDIATRIC GROUP PA		19	2	10%	21
WELL-BEING MEDICAL CENTER PLLC		19	2	10%	21
TAMPA BAY CONCIERGE DOCTOR, LLC		20	1	5%	21
AMERICAN ESOTERIC LABORATORIES		6	15	71%	21
CLINICAL PATHOLOGY LABORATORIES SOUTHEAST			21	100%	21
EMERGENCY PHYSICIANS MEDICAL CENTER LLC		11	10	48%	21
AMMON ANALYTICAL LABORATORIES		18	3	14%	21
PHYSICIANS CARE		18	3	14%	21
ST JUDE CHILDRENS RESEARCH HOSPITAL		21			21
INTERNATIONAL MEDICAL LABORATORY INC		21			21
GREEN GABLES ASSISTED LIVING FACILITY		21			21
LYSTER ACH FT RUCKER AL		18	3	14%	21
APOLLO HEALTH & REHABILITATION		15	5	25%	20
ADVENT HEALTH EXPRESS		9	11	55%	20
MEDICAL EXPRESS CORP		18	2	10%	20
GLEN COVE HOSPITAL		20			20
REDITUS LABORATORIES			20	100%	20
LAKE PLACID HEALTH AND REHABILITATION			20	100%	20
ROCKLEDGE FAMILY HEALTH			20	100%	20
PONCE PLAZA NURSING & REHAB CENTER		4	16	80%	20
NOVANT HEALTH		15	5	25%	20
HEALTHY MINORS, LLC.		20			20
BAY PEDIATRICS PA		18	2	10%	20
LONG TERM CARE OF GULF BREEZE LLC		17	3	15%	20
CL BRUMBACK PRIMARY CARE CLINIC LANTANA		2	18	90%	20
ATLAN		18	2	10%	20
MID FLORIDA PATHOLOGY LLC		19	1	5%	20
PINES NURSING HOME		19	1	5%	20
BEST MEDICAL CENTER		11	9	45%	20
THE TRADITION OF THE PALM BEACHES		19	1	5%	20
ESTATES MEDICAL CENTER		12	8	40%	20
NORTH BEACH REHABILITATION CENTER		19	1	5%	20
ENGLEWOOD HOSPITAL AND MEDICAL CENTER		16	4	20%	20
PALMS MEDICAL GROUP - LAKE CITY WEST		3	17	85%	20
BETHESDA HEALTH PHYSICIAN GROUP INC			20	100%	20
CONNECTDX		5	15	75%	20
LAKE WORTH MANOR		19	1	5%	20
ARUP		19	1	5%	20
INTERCOASTAL MEDICAL GROUP			20	100%	20
POINT OF CARE CLINICS PRIMARY CARE		20			20
SOUTHCOR LABORATORY		2	18	90%	20
MARYLAND DEPARTMENT OF HEALTH			20	100%	20

COVID-19: testing by laboratory

Data through Jan 22, 2021 verified as of Jan 23, 2021 at 09:25 AM

Data in this report are provisional and subject to change.

The numbers in the table below represent the number of Florida and non-Florida residents for whom test results were received by the Department of Health. A person can be tested by more than one laboratory and can have both positive and negative results. **Therefore, the sum of the numbers in each column will be larger than the total number of people tested.**

Reporting lab	Inconclusive	Negative	Positive	Percent positive	Total
MINUTECLINIC DIAGNOSTIC OF NORTH CAROLINA		20			20
ADVENT HEALTH CENTRA CARE - LAKE BUENA VISTA		1	19	95%	20
TGH MEDICAL GROUP LABORATORY CARROLLWOOD			20	100%	20
BROOKWOOD BAPTIST MEDICAL CENTER		19	1	5%	20
MINUTECLINIC, LLC #08366		15	5	25%	20
CARENOW - DOWNTOWN NORTH GULCH		20			20
ACCESS 365 URGENT CARE		7	13	65%	20
HENDRY REGIONAL CORPORATE HEALTH			20	100%	20
CANTON-POTSDAM HOSPITAL LABORATORY		20			20
Wiregrass Rehabilitation Center and Nursing Home		20			20
FLORIDA HOSPITAL LABS		11	9	45%	20
HARBOUR ISLAND PEDIATRICS		12	7	37%	19
INTEGRATED REGIONAL LABORATORIES - LARGO			19	100%	19
HARMONY HEALTH OPCO, LLC		15	4	21%	19
PENNSYLVANIA DEPARTMENT OF HEALTH BUREAU OF LABORATORIES			19	100%	19
81ST MEDICAL GROUP			19	100%	19
STONE WASH CLINICAL LABORATORIES		2	17	89%	19
Kindred Hospital South Florida Hollywood SNU		18	1	5%	19
LIFE CARE CENTER OF JACKSONVILLE			19	100%	19
DCH REGIONAL MEDICAL CENTER LABORATORY		18	1	5%	19
NANO HEALTH ASSOCIATES LLC		19			19
MEDEXPRESS - BLOOMIN BRANDS		4	15	79%	19
HOLMES COUNTY HEALTH DEPARTMENT		12	7	37%	19
MIGUEL E TREVINO MD PA		16	3	16%	19
FLORIDA COMMUNITY HEALTH CENTER OF ST. LUCIE		1	18	95%	19
MIAMI CLINICAL RESEARCH CORP			19	100%	19
SHORE MEMORIAL HOSPITAL		16	3	16%	19
FLORIDA ATLANTIC UNIVERSITY		17	2	11%	19
HUNTINGTON STATION URGENT CARE		18	1	5%	19
PEDIATRIC ASSOCIATES AT ARGYLE PA		18	1	5%	19
ESOTERIX GENETIC LABORATORIES		16	3	16%	19
FORT SANDERS REGIONAL LABORATORY		19			19
OLIVE BRANCH HEALTH AND REHABILITATION CENTER			19	100%	19
LAB INTERMARKET FACILITY LAB		1	18	95%	19
CARESPOT		1	18	95%	19
BAYVIEW MEDICAL		19			19
NO NAME		8	11	58%	19
HEALTH MED CENTERS		19			19
BROOKDALE MANDARIN CENTRAL		6	13	68%	19
STUART REHABILITATION AND HEALTHCARE		5	14	74%	19
CARESPOT OF NOCATEE			19	100%	19
SEVEN RIVERS REGIONAL MEDICAL CENTER		5	14	74%	19
ASSISTED LIVING OF BROWARD		19			19
MED HEALTH SERVICES		18	1	5%	19
TOTAL ACCESS URGENT CARE			19	100%	19
BAY STREET PHARMACY		18	1	5%	19
MAGNOLIA PEDIATRICS		2	17	89%	19

COVID-19: testing by laboratory

Data through Jan 22, 2021 verified as of Jan 23, 2021 at 09:25 AM

Data in this report are provisional and subject to change.

The numbers in the table below represent the number of Florida and non-Florida residents for whom test results were received by the Department of Health. A person can be tested by more than one laboratory and can have both positive and negative results. **Therefore, the sum of the numbers in each column will be larger than the total number of people tested.**

Reporting lab	Inconclusive	Negative	Positive	Percent positive	Total
CAPE CORAL HOSPITAL ABG LABORATORY		10	9	47%	19
NORTH FLORIDA / SOUTH GEORGIA VETERANS HEALTH SYSTEM			19	100%	19
MINUTECLINIC DIAGNOSTIC OF MICHIGAN		17	2	11%	19
UNIV OF NORTH ALABAMA HEALTH CENTER		18	1	5%	19
CARE 4 U MANAGEMENT, INC			19	100%	19
JEFFERSON K-12, A SOMERSET SCHOOL- CLINIC		16	3	16%	19
FAMILY CARE CYPRESS CREEK		1	17	94%	18
LONG BEACH URGENT CARE		18			18
MARION COUNTY HEALTH DEPARTMENT		17	1	6%	18
JACKSON NORTH MEDICAL CENTER		2	16	89%	18
GROWING TOGETHER PEDIATRICS, LLC		14	4	22%	18
GENERAL INTERNAL MEDICINE MEDICAL CTR CLINIC		13	5	28%	18
CARDIOLOGY AND MEDICINE ASSOCIATES INC		18			18
ASURANCE SCIENTIFIC LABORATORIES		18			18
MADISON CORE LABORATORIES		17	1	6%	18
PRIMECARE OF DOTHAN-DALEVILLE CLINIC		14	4	22%	18
OHIO CVS STORES, LLC DBA		16	2	11%	18
GOOD SAMARITAN SOCIETY OF DAYTONA		16	2	11%	18
Sovereign Laboratory Services, LLC		16	2	11%	18
Bon Secours Maria Manor		13	5	28%	18
HARTFORD HOSPITAL ANCILLARY LAB		17	1	6%	18
DAVID LAWRENCE CENTER		15	3	17%	18
BOZEMAN HEALTH DEACONESS HOSPITAL		13	5	28%	18
MARTHA'S HOUSE & ASSISTED LIVING FACILITY		18			18
CLERMONT ADVENTHEALTH CENTRA CARE			18	100%	18
PREMIER URGENT CARE CENTER LLC			18	100%	18
NORTH PINELLAS CHILDRENS MEDICAL CENTER			18	100%	18
COLORADO DEPARTMENT OF PUBLIC HEALTH AND ENVIRONMENT			18	100%	18
UM MILLER SCHOOL OF MEDICINE			18	100%	18
DALE MEDICAL CENTER		13	5	28%	18
MEDEXPRESS URGENT CARE - BLOOMINGTON		16	2	11%	18
PROFESSIONAL PARK PEDIATRICS PA			18	100%	18
CCS - BROWARD COUNTY JAIL		18			18
HALIFAX HEALTH URGENT CARE		3	15	83%	18
M&V SAN JOSE MEDICAL CENTER			18	100%	18
MARQUES PEDIATRICS			18	100%	18
SUWANNEE COUNTY SHERIFF OFFICE		16	2	11%	18
WALGREENS COVID-19		14	4	22%	18
Salerno Bay Health & Rehabilitation Center		13	5	28%	18
XPRESS WELLNESS URGENT CARE			18	100%	18
ADVENTHEALTH MEDICAL GROUP FAMILY & INTERNAL		9	9	50%	18
HOWARD BEACH URGENT CARE		18			18
OAKMONTE VILLAGE		17	1	6%	18
BUREAU OF PUBLIC HEALTH	1	1	16	89%	18
DEPT OF VA MEDICAL CENTER - BAY PINES			18	100%	18
TOTAL RENAL LABORATORIES INC		13	5	28%	18
MARATHON HEALTH FOR LIFE		16	2	11%	18

COVID-19: testing by laboratory

Data through Jan 22, 2021 verified as of Jan 23, 2021 at 09:25 AM

Data in this report are provisional and subject to change.

The numbers in the table below represent the number of Florida and non-Florida residents for whom test results were received by the Department of Health. A person can be tested by more than one laboratory and can have both positive and negative results. **Therefore, the sum of the numbers in each column will be larger than the total number of people tested.**

Reporting lab	Inconclusive	Negative	Positive	Percent positive	Total
AURORA DIAGNOSTICS		6	12	67%	18
MORNINGSIDE MANOR & VILLA ADULT CARE C		18			18
TPCA CLINICAL LABORATORIES		15	3	17%	18
MOORINGS PARK OAKSTONE AT GREY OAKS		17	1	6%	18
IMA MEDICAL CENTER		7	11	61%	18
TIMBERLANE LODGE ALF	1	10	7	39%	18
JUPITER MEDICAL CENTER			17	100%	17
HEALTHCARE NOW			17	100%	17
GERALD J KIVETT MD		15	2	12%	17
BAYCARE MEDICAL GROUP INC			17	100%	17
MD NOW MEDICAL CENTERS INC			17	100%	17
WALGREEN EASTERN CO, INC		17			17
BRIDGEWAY HEALTH CLINICS INC			17	100%	17
ERIC C MARSHAL MD, PC DBA MINUTECLINIC		16	1	6%	17
TENNESSEE DEPARTMENT OF HEALTH		13	4	24%	17
NEW YORK PRESBYTERIAN - ALLEN HOSPITAL		17			17
RESOLVE MOLECULAR DIAGNOSTICS		13	4	24%	17
KIVA AT CANTERBURY			17	100%	17
COOPER HEALTHCARE		17			17
BAY BREEZE HEALTH AND REHABILITATION CENTER		9	8	47%	17
HELIX DIAGNOSTICS			17	100%	17
ST ELIZABETH MEDICAL CENTER LABORATORY		16	1	6%	17
BIOREFERENCE LABORATORIES INC		3	14	82%	17
ST. JUDES LABORATORIES		12	5	29%	17
AMELIA ASSISTED LIVING FACILITY		17			17
Z UROLOGY		17			17
ROSLYN URGENT CARE		17			17
COAST MED URGENT CARE		16	1	6%	17
BAPTIST PRIMARY BLACK CREEK SOUTH			17	100%	17
COMPLETE HOME CARE OF THE PALM BEACHES LLC		16	1	6%	17
MID-FLORIDA PATHOLOGY, LLC		12	5	29%	17
ROYAL PALM MEDICAL GROUP, INC		17			17
URGENT CARE AT LONGWOOD			17	100%	17
CVS MINUTE CLINIC DIAGNOSTIC OF NORTH CAROL		13	4	24%	17
ASCENSION ST VINCENT'S PRIMARY CARE			17	100%	17
WINTER PARK FAMILY PRACTICE LLC		17			17
URGENT CARE WEST CLINIC		14	3	18%	17
HOLIDAY MEDICAL ASSOCIATES		1	16	94%	17
CONSOLIDATED LAB SERVICES		8	9	53%	17
FUNGAL REFERENCE LABORATORY		12	5	29%	17
COMMONWEALTH OF MASSACHUSETTS			17	100%	17
JESSIE TRICE COMMUNITY HEALTH SYSTEM, INC		1	16	94%	17
Clearwater Center		8	9	53%	17
UVMMC MICROBIOLOGY		16	1	6%	17
REGENCY SQUARE MALL - SEARS		2	15	88%	17
THE CANOPY AT HARPER LAKE	1		16	94%	17
MARCO DRUGS AND COMPOUNDING		13	4	24%	17

COVID-19: testing by laboratory

Data through Jan 22, 2021 verified as of Jan 23, 2021 at 09:25 AM

Data in this report are provisional and subject to change.

The numbers in the table below represent the number of Florida and non-Florida residents for whom test results were received by the Department of Health. A person can be tested by more than one laboratory and can have both positive and negative results. **Therefore, the sum of the numbers in each column will be larger than the total number of people tested.**

Reporting lab	Inconclusive	Negative	Positive	Percent positive	Total
MICHELLE S PAGE MD PA		17			17
ALL PEDIATRIC CARE			17	100%	17
BONIFAY NURSING AND REHABILITATION CENTER			16	100%	16
ADIRONDACK MEDICAL CENTER		16			16
KEYSTYLE LIVING LLC	1	15			16
MD PLUS URGENT CARE, LLC			16	100%	16
OCOEE PEDIATRICS		13	3	19%	16
DIEGO FALLON MD PA		6	10	63%	16
Baldwin Pediatrx		14	2	13%	16
AESTHETIC ENHANCEMENTS		16			16
CAREHERE LAKE SCHOOLS EMPLOYEE HEALTH CENTER		10	6	38%	16
ST CATHERINE OF SIENA HOSPITAL		14	2	13%	16
FAMILY AND INTERNAL MEDICINE AT AVALON PARK		13	3	19%	16
CERON PEDIATRICS & INTEGRATIVE MEDICIN		16			16
INTERNAL MEDICINE ASSOCIATES & SPECIALTIES INC		15	1	6%	16
LIGHTHOUSE PEDIATRICS OF NAPLES		12	4	25%	16
SHELBY BAPTIST MEDICAL CENTER		11	5	31%	16
GRACE MEDICAL HOME		12	4	25%	16
URGENT CARE CLINIC OF LINCOLN		14	2	13%	16
MILLENNIUM PHYSICIAN GRP LLC NAPLES PINE RIDGE			16	100%	16
JOSEPH MIGNOGNA		13	3	19%	16
ARCPOINT LABS OF WEST PALM BEACH			16	100%	16
ST AUGUSTINE PLANTATION		1	15	94%	16
MEDEXPRESS URGENT CARE LEWISBURG		15	1	6%	16
CAREHERE- LCS LEESBURG			16	100%	16
AVOW HOSPICE INC		16			16
ADVENT HEALTH - ZEPHYRHILLS			16	100%	16
LOVING CARE OF THE TREASURE COAST LLC	1	10	5	31%	16
MINUTECLINIC DIAGNOSTIC OF ILLINOIS L		14	2	13%	16
XERA MED RESEARCH			16	100%	16
FAST TRACK URGENT CARE CENTER - TYRONE			16	100%	16
ADVENT HEALTH MEDICAL GROUP- FAMILY MEDICINE AT DR. PHILIPS		11	5	31%	16
Lab MSMC Hialeah			16	100%	16
REHAB AND HEALTHCARE CENTER OF CAPE CORAL		16			16
JUST FOR KIDS PEDIATRICS		5	11	69%	16
REGENEXX TAMPA BAY		14	2	13%	16
ROWLETT MIDDLE ACADEMY		14	2	13%	16
DARDEN WELLNESS CENTER		13	3	19%	16
MASSACHUSETTS GENERAL HOSPITAL		1	15	94%	16
FLORIDA ENDOSCOPY & SURGERU CTR LLC		16			16
ALL FLORIDA FAMILY & SPORTS MEDICINE		15	1	6%	16
PRO HEALTH FAMILY PHYSICIANS, NYSTROM		16			16
ALBIBI		1	15	94%	16
OKEECHOBEE HEALTHCARE FACILITY			16	100%	16
ROCKLAND URGENT CARE FAMILY HEALTH NP		16			16
NEWYORK-PRESBYTERIAN/ LAWRENCE HOSPITAL LABORATORY		14	2	13%	16
MINUTECLINIC, LLC		13	3	19%	16

COVID-19: testing by laboratory

Data through Jan 22, 2021 verified as of Jan 23, 2021 at 09:25 AM

Data in this report are provisional and subject to change.

The numbers in the table below represent the number of Florida and non-Florida residents for whom test results were received by the Department of Health. A person can be tested by more than one laboratory and can have both positive and negative results. **Therefore, the sum of the numbers in each column will be larger than the total number of people tested.**

Reporting lab	Inconclusive	Negative	Positive	Percent positive	Total
ROBERT H JENKINS JR VETERANS' DOMICILIARY HOME OF		13	3	19%	16
CRUCIAL CARE		10	6	38%	16
SRMC AVALON		9	7	44%	16
HUNT CLUB MEDICAL		12	4	25%	16
CVS MINUTE CLINIC		1	15	94%	16
MONROE COUNTY DETENTION CENTER			16	100%	16
ARDEN COURTS OF LELY PALMS		15	1	6%	16
HEALTH CENTRAL HOSPITAL			16	100%	16
ST VINCENT'S EAST		15	1	6%	16
MORRIS PARK URGENT CARE		13	3	19%	16
ROADS PEDIATRICS,LLC		14	2	13%	16
BROOKDALE ST AUGUSTINE			16	100%	16
MINUTE CLINIC DIAGNOSTIC OF VIRGINIA		11	4	27%	15
GLEN OAKS URGENT CARE		15			15
PANAMA CITY VITAS HOSPICE		15			15
WAKULLA COUNTY HEALTH DEPARTMENT		5	10	67%	15
SIGNATURE HEALTHCARE OF ORANGE PARK		14	1	7%	15
SOUTH CAROLINA DEPT OF HEALTH AND ENVIRONMENT CONTROL		2	13	87%	15
COLLEGE POINT URGENT CARE		13	2	13%	15
PATHLINE			15	100%	15
COASTAL FAMILY PRACTICE		8	7	47%	15
49D2045214PHYSICIAN OFFICE-WAIVERMEDEXPRESS URGENT CARE - HARRISONBU		6	9	60%	15
NORTHWEST FLORIDA SLEEP		1	14	93%	15
MINIMALLY INVASIVE VASCULAR INC		13	2	13%	15
NOVANT HEALTH GOHEALTH URGENT CARE-HARRISBURG		8	7	47%	15
FAMILY CARE CENTER OF ARLINGTON		10	5	33%	15
EXPRESS FAMILY CARE LLC			15	100%	15
FLORIDA HOSPITAL WINTER GARDEN		13	2	13%	15
WELLINGTON FAMILY PRACTICE		13	2	13%	15
MINUTECLINIC DIAGNOSTIC OF HAWAII LLC		14	1	7%	15
RAINBOW PEDIATRICS		1	14	93%	15
OCEANSIDE URGENT CARE		15			15
ORLANDO HEALTH		2	13	87%	15
MIRIMUS INC		1	14	93%	15
CENTER ONE SURGERY CENTER		11	4	27%	15
HODGES CLUSTER		2	13	87%	15
SPEARHEAD MEDICAL			15	100%	15
Citymd Of Lacey		14	1	7%	15
BROOKDALE PENSACOLA		14	1	7%	15
DEPT OF VA MED CENTE-WEST PALM BEACH			15	100%	15
CONCORD LIFE SCIENCES LLC		3	12	80%	15
TELEVISIT MALABAR PEDIATRICS		5	10	67%	15
CHILDRENS MEDICAL CENTER			15	100%	15
EASTLAKE PEDIATRICS - TRINITY		15			15
HOLLEY-NAVARRE MEDICAL CLINIC		5	10	67%	15
BROOKDALE BRANDON	1	14			15
MINUTECLINIC DIAGNOSTIC OF TN PC #378		14	1	7%	15

COVID-19: testing by laboratory

Data through Jan 22, 2021 verified as of Jan 23, 2021 at 09:25 AM

Data in this report are provisional and subject to change.

The numbers in the table below represent the number of Florida and non-Florida residents for whom test results were received by the Department of Health. A person can be tested by more than one laboratory and can have both positive and negative results. **Therefore, the sum of the numbers in each column will be larger than the total number of people tested.**

Reporting lab	Inconclusive	Negative	Positive	Percent positive	Total
ISLAND LAKE CENTER		4	11	73%	15
UAH STUDENT HEALTH CENTER		10	5	33%	15
DIATHERIX		13	2	13%	15
MEADOWCREST MOLECULAR DIAGNOSTICS, LLC			15	100%	15
ARDEN COURTS OF SARASOTA			15	100%	15
TRINITY MEDICAL ASSOCIATES LLC			15	100%	15
GENTIVA HEALTH SERVICES		13	2	13%	15
MILTON 4707		15			15
OPTUMCARE SOUTH FLORIDA, LLC		11	4	27%	15
CLEARWATER EMPLOYEE HEALTH CLINIC		5	10	67%	15
VALLEY IMMEDIATE CARE		13	2	13%	15
ROBERT WOOD JOHNSON UNIVERSITY HOSP		13	2	13%	15
BAYCARE HEALTH SYSTEMS, LLC			15	100%	15
CHARLOTTE CHD PORT CHARLOTTE		12	3	20%	15
BESSENT ROAD GROUP HOME		15			15
WINSHIPS PHARMACY INC		15			15
SINAI HOSPITAL OF BALTIMORE		15			15
TOTTENVILLE CIRCLE URGENT CARE		15			15
SOUTHEASTERN UNIVERSITY INC		14			14
NORTHWESTERN MEMORIAL HOSPITAL			14	100%	14
ALAN L MELOTEK MD		14			14
CLEVELAND CLINIC			14	100%	14
AUBURN COMMUNITY HOSPITAL		12	2	14%	14
WALK IN URGENT CARE			14	100%	14
PRATTVILLE BAPTIST HOSPITAL		11	3	21%	14
Consulate Health Care of Jacksonville			14	100%	14
MINUTE CLINIC DIAGNOSTIC OF NEW JERSEY		14			14
POLK CHD BARTOW		13	1	7%	14
MACKOUL PEDIATRICS FORT MYERS			14	100%	14
PROMEDICA LABORATORIES		11	3	21%	14
NEW YORK METHODIST HOSPITAL		13	1	7%	14
MINUTECLINIC MINUTECLINIC #8746		14			14
BVL PEDIATRICS		14			14
MCWHORTER SCHOOL OF PHARMACY		14			14
WELLMED AT LAKE COPELAND		8	6	43%	14
CLEVELAND CLINIC FLORIDA		1	13	93%	14
KRYSTAL BAY NURSING AND REHABILITATION		10	4	29%	14
BOCA SIMON		2	12	86%	14
ADVANCE URGENT CARE CENTER, LLC			14	100%	14
MEDEMERGE		13	1	7%	14
ST CLOUD MEDICAL GROUP		12	2	14%	14
BIO-TECH CLINICAL LABORATORIES INC		14			14
RIVERSIDE COTTAGES AT THE SHORES, LLC			14	100%	14
MULBERRY'S MOBILE PROVIDER SERVICES LLC			14	100%	14
MEDEXPRESS URGENT CARE, MOON TOWNSHIP		13	1	7%	14
ISLAMORADA VILLAGE OF ISLANDS FIRE RESCUE		14			14
GRAND VILLA OF ST. PETERSBURG		12	2	14%	14

COVID-19: testing by laboratory

Data through Jan 22, 2021 verified as of Jan 23, 2021 at 09:25 AM

Data in this report are provisional and subject to change.

The numbers in the table below represent the number of Florida and non-Florida residents for whom test results were received by the Department of Health. A person can be tested by more than one laboratory and can have both positive and negative results. **Therefore, the sum of the numbers in each column will be larger than the total number of people tested.**

Reporting lab	Inconclusive	Negative	Positive	Percent positive	Total
FLUSHING HOSPITAL MEDICAL CENTER		11	3	21%	14
LAKE CO EMPLOYEE HEALTH AND WELLNESS CENTER		13	1	7%	14
THE LODGE AND REHABILITATION CENTER		6	8	57%	14
HEALTHFIRST ADVENT HEALTH CENTRA CARE COCOA BEACH			14	100%	14
Wesley Place on Honeysuckle		12	2	14%	14
BASSETTI & ASSOCIATES, MD, PA			14	100%	14
ST JOSEPH HOSPITAL		13	1	7%	14
SUNLIFE PHARMACY		14			14
BAYLOR GENETICS		6	8	57%	14
BENTON HOUSE OF PORT ORANGE		8	6	43%	14
BAPTIST MEDICAL CENTER EAST		11	3	21%	14
FLORIDA DEPARTMENT OF HEALTH IN HILLSBOROUGH COUNTY			14	100%	14
ASTORIA HEALTH AND REHABILITATION CENTER		13	1	7%	14
OSCEOLA ALF OPERATOR, LLC DBA□		14			14
STATEN ISLAND UNIVERSITY HOSPITAL		13	1	7%	14
Belleair Healthcare Center		8	6	43%	14
SIGMUND LABS LLC		14			14
EPIPHANY HEALTH		8	6	43%	14
CROSS CARE CENTER			13	100%	13
CARILLON SPORTS AND FAMILY MEDICINE		9	4	31%	13
BLOUNT MEMORIAL HOSPITAL		12	1	8%	13
DAVITA DIALYSIS		4	9	69%	13
BARTON FAMILY PRACTICE		7	6	46%	13
MAITLAND PRIMARY CARE		9	4	31%	13
HUDSON VALLEY HOSPITAL CENTER LABORATORY		12	1	8%	13
SHELBY COUNTY HEALTH CARE CORPORATION		10	3	23%	13
BROOKDALE DELAND			13	100%	13
FLORIDA STATE HOSPITAL			13	100%	13
CUSTEAD CARE CENTER HAVEN HOSPICE		12	1	8%	13
ODYSSEY HEALTHCARE OF MARION COUNTY, LLC		13			13
BODYK		9	4	31%	13
UNIVERSITY HOSPITAL UC HEALTH		9	4	31%	13
EAR NOSE AND THROAT ASSOCIATES OF MANATEE, P.A.		10	3	23%	13
TEXAS DEPARTMENT OF STATE HEALTH SERVICES		3	10	77%	13
SONATA BOYNTON BEACH		12	1	8%	13
SOUTH NASSAU COMMUNITIES HOSPITAL		10	3	23%	13
PARKWEST MEDICAL CENTER		11	2	15%	13
CVS MINUTE CLINIC DIAGNOSTIC OF TEXAS LLC		10	3	23%	13
BRYAN WHITFIELD MEMORIAL HOSPITAL		8	5	38%	13
LAKE COUNTY SCHOOLS EMPLOYEE HEALTH CENTER		6	7	54%	13
MONTEFIORE ST LUKE'S CORNWALL HOSPITAL		10	3	23%	13
BROOKLYN HOSPITAL CENTER DOWNTOWN CAMPUS		13			13
GRAND VILLA OF DELAND		9	4	31%	13
CENTERPLACE HEALTH			13	100%	13
D W MCMILLAN MEMORIAL HOSPITAL		4	9	69%	13
Sunnyside Care Center		13			13
SOUTHEAST FAMILY HEALTHCARE CENTER			13	100%	13

COVID-19: testing by laboratory

Data through Jan 22, 2021 verified as of Jan 23, 2021 at 09:25 AM

Data in this report are provisional and subject to change.

The numbers in the table below represent the number of Florida and non-Florida residents for whom test results were received by the Department of Health. A person can be tested by more than one laboratory and can have both positive and negative results. **Therefore, the sum of the numbers in each column will be larger than the total number of people tested.**

Reporting lab	Inconclusive	Negative	Positive	Percent positive	Total
DYNAMIC DNA LAB		1	12	92%	13
FORT HAMILTON URGENT CARE		13			13
ESCAMBIA COMMUNITY CLINIC		2	11	85%	13
KIVA AT CANTERBURY, LLC		13			13
JOSEPH SCHENKER MD PC DBA CENTERS URGENT		11	2	15%	13
URGENT TEAM		10	3	23%	13
FORT WALTON BEACH DEVELOPMENTAL CENTER		12	1	8%	13
BAYA URGENT CARE LLC		1	12	92%	13
GUARDANT HEALTH		9	4	31%	13
CLINICAL LABORATORY SERVICES			13	100%	13
VILLA OF KINGS AND QUEENS OF DELRAY		13			13
IN-OFFICE LAB		12	1	8%	13
OPIS ISLAND LAKE CENTER		13			13
MINUTECLINIC DIAGNOSTIC OF PENNSYLVANI		13			13
ROCKLEDGE		3	10	77%	13
MINUTECLINIC, LLC, DBA MINUTECLINIC #5		10	3	23%	13
PHELPS HOSPITAL LABORATORY		11	2	15%	13
MINUTECLINIC DIAGNOSTIC OF RHODE ISLAND, LLC #590		12	1	8%	13
UC HEALTH UNIVERSITY HOSPITAL		11	2	15%	13
SILVER LAKE PEDIATRICS PA		11	2	15%	13
CORE LABORATORY		1	12	92%	13
MINUTECLINIC DIAGNOSTICS MEDICAL GROUP		12	1	8%	13
ANYLABTESTNOW			13	100%	13
ATRIA WILLOW WOOD		12	1	8%	13
MEDEXPRESS URGENT CARE - ROBINSON TWP, STEUBENVILLE PIKE		11	2	15%	13
ORANGE REGIONAL MEDICAL CENTER LABORATORY		10	3	23%	13
BAPTIST MEMORIAL HEALTH CARE		11	2	15%	13
EAR NOSE & THROAT ASSOCIATES OF MANATEE PA		13			13
UNIVERSITY LAB			13	100%	13
CAREATC			13	100%	13
SPRINGWOOD COURT		8	5	38%	13
LUCID DIAGNOSTICS LABS			13	100%	13
UHEALTH AT FISHER ISLAND			12	100%	12
STEWART MELBOURNE HOSPITAL, INC	1		11	92%	12
WALGREEN		4	8	67%	12
SUWANNEE COUNTY JAIL		11	1	8%	12
APPLE DIAGNOSTICS LAB		5	7	58%	12
METHODIST MEDICAL CENTER		9	3	25%	12
PROHEALTH CARE ASSOCIATES MOBILE		9	3	25%	12
LONG ISLAND JEWISH VALLEY STREAM		12			12
ROSS MEDICAL GROUP			12	100%	12
FAMILY HEALTH CENTER			12	100%	12
BROWARD DIALYSIS			12	100%	12
LEON CHD		12			12
UTAH DEPARTMENT OF HEALTH			12	100%	12
GLEN OAKS HEALTH AND REHABILITATION CENTER			12	100%	12
SUMMIT ATLANTIC SURGERY CENTER		12			12

COVID-19: testing by laboratory

Data through Jan 22, 2021 verified as of Jan 23, 2021 at 09:25 AM

Data in this report are provisional and subject to change.

The numbers in the table below represent the number of Florida and non-Florida residents for whom test results were received by the Department of Health. A person can be tested by more than one laboratory and can have both positive and negative results. **Therefore, the sum of the numbers in each column will be larger than the total number of people tested.**

Reporting lab	Inconclusive	Negative	Positive	Percent positive	Total
WOODHOUSE INC		12			12
PRIMARY CARE MEDICINE	1	10	1	8%	12
FLORIDA PRESBYTERIAN HOMES INC		11	1	8%	12
OHIO STATE UNIVERSITY MEDICAL CENTER			12	100%	12
ALWAYS BEST CARE SENIOR SERVICES		10	2	17%	12
TNC WALK IN CLINIC		9	3	25%	12
MINUTECLINIC DIAGNOSTIC PA		11	1	8%	12
FHCP-PORT ORANGE		3	9	75%	12
ACCESS MEDICAL CENTER			12	100%	12
MINUTECLINIC DIAGNOSTIC OF NORTH CAROLINA PC		10	2	17%	12
OCALA OAKS REHABILITATION CENTER		7	5	42%	12
TLC FAMILY CARE HOME INC		12			12
STATMED OCALA			12	100%	12
WELLMED AT PLANT CITY		8	4	33%	12
PANCARE HEALTH - WEWA ELEMENTARY			12	100%	12
MAINSTREET FAMILY SELECT		1	11	92%	12
RAINBOW PEDIATRIC CENTER		2	10	83%	12
SUNSHINE PEDIATRICS OF CENTRAL FLORIDA PL		10	2	17%	12
ST PETER'S UNIVERSITY HOSPITAL		9	3	25%	12
BRADFORD COUNTY HEALTH DEPARTMENT		12			12
MI2297090CV HOLLAND-23D2189684		12			12
BHA CENTRAL COUNTY CLINIC		1	11	92%	12
VERITAS RESEARCH CORP			12	100%	12
CARENOW URGENT CARE-BRENTWOOD		8	4	33%	12
PBSO WEST PALM FAMILY PRACTICE		1	11	92%	12
MELBOURNE FAMILY PRACTICE		11	1	8%	12
MERIDIAN AT WATERWAYS, THE		10	2	17%	12
ACADIAN DIAGNOSTIC LABORATORIES		8	4	33%	12
BOCA SIMON LAB		1	11	92%	12
FLORIDA DEPT OF HEALTH		4	8	67%	12
Jupiter Medical Center Pavilion		11	1	8%	12
LAKES DIALYSIS CENTER INC			12	100%	12
MINUTECLINIC #8699		9	3	25%	12
NAPLES GREEN VILLAGE		12			12
PREMIUM HEALTH SERVICES OF TAMPA BAY LLC		9	3	25%	12
LIFE CARE OF PORT SAINT LUCIE		3	9	75%	12
THE PLAZA AT PARKSQUARE		12			12
COMPREHENSIVE CHILDCARE ASSOCIATES		8	4	33%	12
LAB UNKNOWN		1	11	92%	12
WACO HHSSURGEWACO	1	10	1	8%	12
INNOVATIVE RESEARCH OF WEST FLORIDA		9	3	25%	12
MI CASA DORADA ASSISTED LIVING FACILIT		12			12
MERCY MEDICAL CENTER		5	7	58%	12
MINUTECLINIC, LLC, DBA MINUTECLINIC #2544		11	1	8%	12
ORANGE PEDIATRICS			12	100%	12
FAMILY MEDICINE AT LONGWOOD			12	100%	12
Lady Lake Specialty Care			12	100%	12

COVID-19: testing by laboratory

Data through Jan 22, 2021 verified as of Jan 23, 2021 at 09:25 AM

Data in this report are provisional and subject to change.

The numbers in the table below represent the number of Florida and non-Florida residents for whom test results were received by the Department of Health. A person can be tested by more than one laboratory and can have both positive and negative results. **Therefore, the sum of the numbers in each column will be larger than the total number of people tested.**

Reporting lab	Inconclusive	Negative	Positive	Percent positive	Total
IREPERTOIRE_MOL_LAB		12			12
ADVENT HEALTH - KISSIMMEE		3	9	75%	12
WORLD WRESTLING ENTERTAINMENT			12	100%	12
VPA PC LAB		12			12
FAMILY CARE			12	100%	12
COMMUNITY HEALTH OF SOUTH FLORIDA INC			12	100%	12
PATHWAY PHARMACY			11	100%	11
MHHS All Lab Subsection		11			11
TROPICANA		5	6	55%	11
NOMI HEALTH LAB SERVICES LLC			11	100%	11
LAKE INTERNAL MEDICINE ASSOCIATES PA		9	2	18%	11
JOSEF SCHENKER MD PC		11			11
PALM BEACH PATHOLOGY		9	2	18%	11
LAKELAND HILLS CENTER		4	7	64%	11
St. Annes Nursing Center, St. Annes Residence, Inc.		11			11
MEDICAL CENTER AFFILIATES WEST PALM			11	100%	11
WATSON HEALTHCARE		8	3	27%	11
PINELLAS COUNTY HEALTH DEPARTMENT		2	9	82%	11
CARINGTON MANOR		11			11
NORTHWEST FLORIDA ENT, PA		4	7	64%	11
NOVALIFE MEDSPA			11	100%	11
MORTON PLANT MEASE			11	100%	11
MINUTECLINIC DIAGNOSTIC OF MICHIGAN PC		10	1	9%	11
VALDOSTA FAMILY MEDICINE			11	100%	11
FIRST CHOICE PEDIATRICS INC		10	1	9%	11
BROOKDALE DESTIN		1	10	91%	11
LEHIGH VALLEY HOSPITAL		3	8	73%	11
TREASURE COAST URGENT CARE			11	100%	11
WANTAGH URGENT CARE		8	3	27%	11
MOUNT DORA PEDIATRICS		9	2	18%	11
NASSAU COUNTY JAIL		10	1	9%	11
SOUTHEASTERN LABORATORY			11	100%	11
REDMED CLINIC OF ARLINGTON		10	1	9%	11
THE TERRACE OF SAINT CLOUD		9	2	18%	11
EMERALD COAST PEDIATRICS			11	100%	11
INN AT LAKE SEMINOLE SQUARE, THE		11			11
BAPTIST PRIMARY CARE PONTE VEDRA		6	5	45%	11
CARESPOT EXPRESS HEALTHCARE			11	100%	11
DOCTORS MEDICAL CENTER OF WALTON COUNTY CLINIC			11	100%	11
QUOTIENT SCIENCES LABS LLC			11	100%	11
ALCOVE ASSISTED LIVING FACILITY		11			11
UNIVERSITY CENTRA CARE		10	1	9%	11
VIRTUA WEST JERSEY HOSPITAL VOORHEES		9	2	18%	11
WHITE-WILSON MEDICAL CENTER		11			11
INTERMOUNTAIN CENTRAL LAB		1	10	91%	11
TELEVISIT PALM BAY FAMILY PRACTICE		9	2	18%	11
HORIZON MEDICAL GROUP		9	2	18%	11

COVID-19: testing by laboratory

Data through Jan 22, 2021 verified as of Jan 23, 2021 at 09:25 AM

Data in this report are provisional and subject to change.

The numbers in the table below represent the number of Florida and non-Florida residents for whom test results were received by the Department of Health. A person can be tested by more than one laboratory and can have both positive and negative results. **Therefore, the sum of the numbers in each column will be larger than the total number of people tested.**

Reporting lab	Inconclusive	Negative	Positive	Percent positive	Total
CARE FAST MURABELLA		7	4	36%	11
NIGHT LITE PEDIATRICS CENTER, LLC		1	10	91%	11
ARDEN COURTS OF PALM HARBOR			11	100%	11
SENIOR HOME CARE INC		11			11
ORCHID COVE		2	9	82%	11
MEADOWCREST FAMILY PHYSICIANS PA			11	100%	11
AIM LABORATORIES			11	100%	11
MINUTECLINIC DIAGNOSTIC MEDICAL GROUP		10	1	9%	11
BELLEVUE HOSPITAL CENTER DEPARTMENT		11			11
DMH STEINHATCHEE FAMILY MEDICINE		8	3	27%	11
GENESIS		7	4	36%	11
GADSDEN REGIONAL MEDICAL CENTER		11			11
WOODLAND TOWERS		6	5	45%	11
PREMIER LABORATORY SERVICES, LLC		5	6	55%	11
CARLOS PORTU MD, PLLC			11	100%	11
SEMORAN FAMILY HEALTH LLC		10	1	9%	11
MEDEXPRESS URGENT CARE-ALTOONA		9	2	18%	11
DESOTO HEALTH AND REHAB LLC		7	4	36%	11
FAMILY PRACTICE ON THE GO		6	5	45%	11
BIOTECH CLINICAL LABORATORIES, INC.		1	10	91%	11
CARE HERE		1	10	91%	11
ELITE HOME HEALTH SERVICES		11			11
UMHC/SYLVESTER AT KENDALL		1	10	91%	11
WINTER PARK CARE AND REHABILITATION			11	100%	11
ADVENTHEALTH MEDICAL GROUP CARE CLINIC AT		8	3	27%	11
PRIMECARE ACQUISITION FAMILY PRACTICE INC		11			11
JFK MEDICAL CENTER NORTH LAB		1	10	91%	11
NORTHERN WESTCHESTER HOSPITAL LABORATORY		9	2	18%	11
SAMARITAN MEDICAL CENTER		11			11
AVENTURA HOSPITAL AND MEDICAL CENTER			11	100%	11
APPALACHIAN REGIONAL HEALTHCARE SYSTEM		10			10
CRESTVIEW IMMEDIATE CARE LL			10	100%	10
MIRIMUS CLINICAL LABS		3	7	70%	10
FAMILY MEDICINE AT HUNTERS CREEK		10			10
PRORENATA LABS		2	8	80%	10
COVANCE CENTRAL LABORATORY			10	100%	10
ELTINGVILLE CIRCLE URGENT CARE		10			10
EMERALD COAST HOSPICE - CRESTVIEW		10			10
MINUTECLINIC DIAGNOSTIC OF SOUTH CAROL		8	2	20%	10
ADVENTHEALTH MEDICAL GROUP		9	1	10%	10
MEDEX REGIONAL LABORATORIES LLC		1	9	90%	10
NEW JERSEY DEPARTMENT OF HEALTH COMMUNICABLE DISEASE SERVICE		3	7	70%	10
KIDSVILLE PEDIATRICS			10	100%	10
St Joseph's Hospital & Medical Center		9	1	10%	10
ALABAMA DEPARTMENT OF PUBLIC HEALTH		1	9	90%	10
MEDEXPRESS URGENT CARE - TIMBERLAKE		10			10
BAYCARE MEDICAL GROUP INC			10	100%	10

COVID-19: testing by laboratory

Data through Jan 22, 2021 verified as of Jan 23, 2021 at 09:25 AM

Data in this report are provisional and subject to change.

The numbers in the table below represent the number of Florida and non-Florida residents for whom test results were received by the Department of Health. A person can be tested by more than one laboratory and can have both positive and negative results. **Therefore, the sum of the numbers in each column will be larger than the total number of people tested.**

Reporting lab	Inconclusive	Negative	Positive	Percent positive	Total
MC DIAGNOSTIC OF CONNECTICUT, PC #775		9	1	10%	10
CVS TN5639POCT FARRAGUT		9	1	10%	10
ISLAND COAST PEDIATRICS IN-HOUSE LAB		10			10
BROOKDALE PANAMA CITY		9	1	10%	10
BEAUMONT LABORATORY			10	100%	10
NORTH OKALOOSA PHYSICIAN GROUP		10			10
Terrace of Jacksonville			10	100%	10
MEYER PEDIATRICS CHTD		10			10
VETERNANS ADMINISTRATION			10	100%	10
COMMUNITY HEALTH CENTER		2	8	80%	10
BROWARD HEALTH CARE			10	100%	10
EP MEDICAL EQUIPMENT PHARMACY		9	1	10%	10
SONORAN DESERT PATHOLOGY ASSOCIATES			10	100%	10
WEEMS MEMORIAL HOSPITAL		7	3	30%	10
PRIMECARE AT PORT ORANGE			10	100%	10
CREATIVE TESTING SOLUTIONS		3	7	70%	10
MOSOLF PEDIATRICS			10	100%	10
CBC LAB		3	7	70%	10
TENNESSEE DEPARTMENT OF HEALTH (TDH) - CENTRAL LABORATORY		2	8	80%	10
VASCONCELLO COHEN MD PA		9	1	10%	10
PANCARE HEALTH - VERNON ELEMENTARY			10	100%	10
BOCA RATON REGIONAL HOSPITAL LAB			10	100%	10
MEDEXPRESS URGENT CARE PARKERSBURG		8	2	20%	10
MEDEXPRESS URGENT CARE - SEMINOLE SQUA		9	1	10%	10
Hialeah Nursing And Rehabilitation Center		6	4	40%	10
AMBRY GENETICS CORPORATION		10			10
CARENOW URGENT CARE - EAST NASHVILLE		8	2	20%	10
GRACE WELLNESS CENTER		3	7	70%	10
Hackensack Umc Mountainside		9	1	10%	10
ARNOT OGDEN MEDICAL CENTER LABORATORY		10			10
PROMEDICA SENIOR LIVING		9	1	10%	10
ILLINOIS DEPT OF PUBLIC HEALTH LAB - SPRINGFIELD			10	100%	10
MINUTECLINIC DIAGNOSTIC OF TN, PC 374		6	4	40%	10
MEDICAL LABORATORY DIAGNOSTICS			10	100%	10
Maury Regional Hospital		6	4	40%	10
ASSOCIATES MD CYPRESS CREEK			10	100%	10
ONEIDA HEALTHCARE CENTER		8	2	20%	10
HCR MANORCARE		10			10
LAKEWOOD RANCH MEDICAL CENTER CLINICAL LAB			10	100%	10
LAKE NONA MEDICAL SERVICES		3	7	70%	10
URGENT CARE CENTER AT PINNACLE		4	6	60%	10
VITALANT		1	9	90%	10
SAVANNAH MANOR ASSISTED LIVING COMMUNITY			10	100%	10
ST JOSEPH'S HOSPITAL LABORATORY			10	100%	10
PARROTT MEDICAL CLINIC			10	100%	10
NURSING PLUS OF BROWARD LLC		1	9	90%	10
MEDEXPRESS URGENT CARE CHARLESTON		6	4	40%	10

COVID-19: testing by laboratory

Data through Jan 22, 2021 verified as of Jan 23, 2021 at 09:25 AM

Data in this report are provisional and subject to change.

The numbers in the table below represent the number of Florida and non-Florida residents for whom test results were received by the Department of Health. A person can be tested by more than one laboratory and can have both positive and negative results. **Therefore, the sum of the numbers in each column will be larger than the total number of people tested.**

Reporting lab	Inconclusive	Negative	Positive	Percent positive	Total
BENTLEY VILLAGE II		1	9	90%	10
WELLMED AT SOUTH PARSONS		8	2	20%	10
CORONA PATHOLOGY		10			10
ADVENT HEALTH - WINTER HAVEN		6	4	40%	10
LAKE BALDWIN CBOC		9	1	10%	10
PBC PREMIER FAMILY HEALTH			10	100%	10
GNT ASSOCIATES		8	1	11%	9
RICHMOND UNIVERSITY MEDICAL CENTER		7	2	22%	9
CVS MINUTE CLINIC DIAGNOSTIC OF WISCONSIN		9			9
STEINHATCHEE DRUGS		6	3	33%	9
MOLECULAR PATHOLOGY LABORATORY			9	100%	9
URGENT CARE USA LLC		1	8	89%	9
OMNI			9	100%	9
OUR HOME AT BEACON HILL			9	100%	9
ACCESS PHARMACY		9			9
MICHAEL A VENAZIO MD		7	2	22%	9
AMERICAN HEALTH ASSOCIATES INC		1	8	89%	9
RHODE ISLAND DEPARTMENT OF HEALTH			9	100%	9
PERSONAL PEDIATRICS PA		7	2	22%	9
ADVENT HEALTH CENTRA CARE - ORANGE LAKE		1	8	89%	9
ADVENTHEALTH MEDICAL GROUP PULMONOLOGY		8	1	11%	9
JOSEF SCHENKER MD PC DBA CENTERS URGENT		8	1	11%	9
LAKEVIEW HEALTH SYSTEMS			9	100%	9
MEDEXPRESS URGENT CARE - LAFAYETTE		8	1	11%	9
UNAVAILABLE/UNKNOWN/NO INFORMATION FOUND			9	100%	9
MONROE COUNTY HOSPITAL		6	3	33%	9
MICHIGAN DEPARTMENT OF COMMUNITY HEALTH		1	8	89%	9
NORTHSHORE UNIVERSITY HEALTHSYSTEM EVANSTON HOSPITAL LAB			9	100%	9
BUENA VIDA ESTATES			9	100%	9
URGENT CARE & FAMILY PRACTICE CENTER			9	100%	9
NATURE COAST REGIONAL MEDICAL CENTER			9	100%	9
ORANGE PARK PEDIATRIC ASSOCIATES		1	8	89%	9
PRECISION GENETICS			9	100%	9
AEGIS MEDICAL GROUP			9	100%	9
RIVERSIDE MEDICAL GROUP		8	1	11%	9
NEMOURS CHILDREN'S PRIMARY CARE VERO BEACH			9	100%	9
CHILDREN'S HEALTH CENTER INC.		7	2	22%	9
THE VILLAGES HEALTH		5	4	44%	9
LOREY ALF		9			9
WADSWORTH CENTER - DAVID AXELROD INSTITUTE		8	1	11%	9
OPTIMAL CARE PEDIATRICS			9	100%	9
BLOCK NATION CHASE		4	5	56%	9
WELLMED AT PORT ST LUCIE WEST		6	3	33%	9
CORNER OAK ESTATE LLC		9			9
ANY LAB TEST NOW INC			9	100%	9
CARENOW URGENT CARE-MT JULIET		8	1	11%	9
GENEXPERT			9	100%	9

COVID-19: testing by laboratory

Data through Jan 22, 2021 verified as of Jan 23, 2021 at 09:25 AM

Data in this report are provisional and subject to change.

The numbers in the table below represent the number of Florida and non-Florida residents for whom test results were received by the Department of Health. A person can be tested by more than one laboratory and can have both positive and negative results. **Therefore, the sum of the numbers in each column will be larger than the total number of people tested.**

Reporting lab	Inconclusive	Negative	Positive	Percent positive	Total
GATTOLINE ENTERPRISES, INC. DBA FAMILY CARE PHARMACY		5	4	44%	9
PEDIATRIC HEALTH CARE ALLIANCE			9	100%	9
CONSULATE HEALTH CARE OF PENSACOLA			9	100%	9
NORTHWEST FLORIDA COMMUNITY HOSPITAL LABORATORY		8	1	11%	9
PINELLAS 1 HOME HEALTH CARE CORP		9			9
SAMARITAN HOSPITAL LABORATORY		8	1	11%	9
FIRST CHOICE PEDIATRICS WINTER SPRINGS		9			9
VILLAGE PLACE HEALTH AND REHAB		9			9
FLORIDA MEDICAL CLINIC - MULTI SPECIALTY CAMPUS		2	7	78%	9
COLLIER COUNTY JAIL		9			9
CVS PHARMACY NO 274		9			9
MISSOURI DEPARTMENT OF HEALTH AND SENIOR SERVICES			9	100%	9
HAVEN HOSPICE			9	100%	9
SURGERY CENTER OF CORAL GABLES LLC,THE		8	1	11%	9
MEDEXPRESS URGENT CARE- MARYLAND		8	1	11%	9
OPTIONS FOR SENIORS INC DBA PALM KREST MANOR		7	2	22%	9
CHEMISYS LABORATORIES		1	8	89%	9
WINDSOR OF SAN PABLO, THE		6	3	33%	9
EAST HILL PHARMACY		5	4	44%	9
NATIONAL GENETICS INST LABCORP		4	5	56%	9
BAYFRONT HMA CONVENIENT CARE, LLC		2	7	78%	9
LPG PEDIATRICS AT PAGE FIELD		9			9
PBC FIREFIGHTER BENEFIT FUND WELLNESS CENTER		1	8	89%	9
MIDMICHIGAN MEDICAL CENTER			9	100%	9
MEDEXPRESS URGENT CARE - WINCHESTER GATEWAY		7	2	22%	9
AVALON FAMILY RESORT ASSISTED LIVING LLC		9			9
STATEN ISLAND UNIVERSITY HOSPITAL SEGUINE AVE		9			9
GCPM MANUAL MICROBIOLOGY		1	8	89%	9
PLYMOUTH HARBOR INCORPORATED		9			9
WESTCHESTER GENERAL HOSPITAL BLOOD GAS LAB			9	100%	9
TMH PHYSICIAN PARTNERS - MONTICELLO		8	1	11%	9
PATEL MEDICAL VENTURES		8	1	11%	9
BAYFRONT HEALTH ST PETERSBURG		8	1	11%	9
MINUTECLINIC DIAGNOSTIC OF TN PC #566		8	1	11%	9
LAKE NONA MEDICAL SERVICE LLC		9			9
GULFCOAST PEDIATRICS		9			9
MINUTE CLINIC LLC #1448		8	1	11%	9
DOT DOC SARASOTA		8	1	11%	9
MAINSTREET FAMILY CARE			9	100%	9
CLAYMED OF NORTH FLORIDA			9	100%	9
HIGH TOWER ALF LLC		8	1	11%	9
BAYONET POINT HOSPITAL			9	100%	9
MINUTECLINIC DIAGNOSTIC OF LOUISIANA		8	1	11%	9
SYLVESTER AT PLANTATION LABORATORY		7	1	13%	8
PUTNAM COUNTY EMERGENCY RESCUE SERVICE		5	3	38%	8
LUXOR SCIENTIFIC LLC		1	7	88%	8
BRENNITY AT VERO BEACH, THE			8	100%	8

COVID-19: testing by laboratory

Data through Jan 22, 2021 verified as of Jan 23, 2021 at 09:25 AM

Data in this report are provisional and subject to change.

The numbers in the table below represent the number of Florida and non-Florida residents for whom test results were received by the Department of Health. A person can be tested by more than one laboratory and can have both positive and negative results. **Therefore, the sum of the numbers in each column will be larger than the total number of people tested.**

Reporting lab	Inconclusive	Negative	Positive	Percent positive	Total
PALM BEACH COUNTY HEALTH DEPARTMENT LABORATORY			8	100%	8
THE MARY IMOGENE BASSETT HOSPITAL		8			8
CIAN DIAGNOSTICS			8	100%	8
ROBERT WOOD JOHNSON HOSPITAL		7	1	13%	8
MID FLORIDA PRIMARY CARE PA		5	3	38%	8
BENSONHURST URGENT CARE		8			8
ROSECASTLE			8	100%	8
PASSPORT HEALTH			8	100%	8
G & R HEALTH MART PHARMACY		5	3	38%	8
CROSSROADS URGENT CARE, PLLC		8			8
DOH-TAMPA BRANCH LABORATORY (MLK BLVD)		4	4	50%	8
PASSPORT HEALTH OF TAMPA BAY		8			8
DOCTOR'S IN-HOUSE LAB/COMMUNITY HEALTH CENTERS OF PINELLAS – CLEARWATE			8	100%	8
CONSULATE HEALTH CARE		7	1	13%	8
VIGILINT HEALTHCARE		5	3	38%	8
ENT AND ALLERGY ASSOCIATES OF FLORIDA LLC		7	1	13%	8
CARROLL GARDENS URGENT CARE		8			8
FOUNTAINVIEW BY FIVE STAR QUALITY CARE		7	1	13%	8
LIFE CARE CITRUS COUNTY			8	100%	8
Manor Care of Dunedin		6	2	25%	8
GULF COAST MEDICAL GROUP		2	6	75%	8
FLORIDA MENTOR		7	1	13%	8
MED LABS DIAGNOSTICS		5	3	38%	8
MEDEXPRESS URGENT CARE - PANTOPS		7	1	13%	8
MEDEXPRESS URGENT CARE-LATROBE		8			8
MINUTE CLINIC DIAGNOSTIC OF SC, LLC #42		7	1	13%	8
MEDEXPRESS URGENT CARE, BUTLER		5	3	38%	8
VETERANS AFFAIRS MEDICAL CENTER - OUTPATIENT			8	100%	8
FHCP-ORANGE CITY			8	100%	8
MEDICANA NURSING AND REHAB CENTER			8	100%	8
GENE STREET LABORATORIES, LLC		6	2	25%	8
HEALTHPARK MEDICAL CTR NURSING SVC		8			8
UNIVERSITY MEDICAL CENTER		8			8
JOHNS HOPKINS MEDICAL LABORATORIES		1	7	88%	8
AZALEA HEALTH		2	6	75%	8
ARCHBOLD MEMORIAL HOSPITAL/LAB		3	5	63%	8
MONTEFIORE MEDICAL CENTER LABORATORIES - WEILER		6	2	25%	8
CIGNA ONSITE HEALTH LLC		2	6	75%	8
WHITE SANDS OUTPATIENT SERVICES (WSOP SERVICES LLC		8			8
ORLANDO HEALTH PHYSICIAN ASSOCIATES		4	4	50%	8
VIP WALK IN CLINIC			8	100%	8
ST CHARLES HOSPITAL LABORATORY		8			8
URGENT TEAM MANAGEMENT OF TENNESSEE		7	1	13%	8
ATLANTIC CONSOLIDATED LABORATORY		8			8
NIGHT OWL PEDIATRICS URGENT CARE			8	100%	8
MINUTE CLINIC LLC #5733		8			8
INDIANA STATE DEPARTMENT OF HEALTH		1	7	88%	8

COVID-19: testing by laboratory

Data through Jan 22, 2021 verified as of Jan 23, 2021 at 09:25 AM

Data in this report are provisional and subject to change.

The numbers in the table below represent the number of Florida and non-Florida residents for whom test results were received by the Department of Health. A person can be tested by more than one laboratory and can have both positive and negative results. **Therefore, the sum of the numbers in each column will be larger than the total number of people tested.**

Reporting lab	Inconclusive	Negative	Positive	Percent positive	Total
CHILDREN'S HEALTHCARE OF ATLANTA/EGLESTON		8			8
MID-HUDSON VALLEY DIVISION OF WESTCHESTER MEDICAL		8			8
FLORIDA CLINICAL LAB		1	7	88%	8
MAIMONIDES MEDICAL CENTER		5	3	38%	8
HUNTINGTON URGENT CARE		8			8
MEDEXPRESS URGENT CARE - WASHINGTON		6	2	25%	8
FLORIDA HOSPITAL PHYSICIAN GROUP		3	5	63%	8
RESIDENTIAL PLAZA AT BLUE LAGOON INC		8			8
ORMOND MEDICAL ARTS		3	5	63%	8
GRAND VILLA OF ALTAMONTE SPRINGS		1	7	88%	8
CARENOW URGENT CARE-WEST END		6	2	25%	8
Signature Healthcare of Ormond		8			8
GENEUS DIAGNOSTICS			8	100%	8
Sunset Lake Health and Rehabilitation Center		8			8
WELLIGENT		1	7	88%	8
ST CLOUD PHYSICIAN MANAGMENT LLC		7	1	13%	8
ORMOND BEACH CENTRA CARE			8	100%	8
ALACHUA COUNTY HEALTH DEPARTMENT		1	7	88%	8
MONTEFIORE MEDICAL CENTER LABORATORIES - NORTH		8			8
DOCTOR'S IN HOUSE LAB			8	100%	8
ALLINA HEALTH - ABBOTT NORTHWESTERN HOSPITAL		5	3	38%	8
FAMILY MEDICINE OF WESTON LLC			8	100%	8
ST. JOSEPH HOSPITAL AND HEALTH CARE INC.			8	100%	8
FAMILY PRACTICE OF DAVIE INC			8	100%	8
MEDEXPRESS URGENT CARE - CHRISTIANBURG		7	1	13%	8
EMERGENCY MEDICAL CENTER		3	5	63%	8
DIXIE COUNTY HEALTH DEPARTMENT		6	2	25%	8
COLLIER BLVD HMA PHYSICIAN MANAGEMENT,, LLC			8	100%	8
MEDEXPRESS URGENT CARE - MONROE		8			8
MEDEXPRESS URGENT CARE MONACA		8			8
BEAUMONT EMERGENCY CENTER			8	100%	8
CVS MINUTE CLINIC DIAGNOSTIC MED GRP OF CA		8			8
COLLIER COUNTY HEALTH DEPT.		4	4	50%	8
SURGOINSVILLE PHARMACY		8			8
DORAL URGENT CARE			8	100%	8
ASHRAF MEDICAL GROUP PLLC DBA PULSE M		7	1	13%	8
GOLISANO CHILDREN'S HOSPITAL OF SOUTHWEST FLORIDA		6	2	25%	8
X-GENE MOLECULAR LABS		1	7	88%	8
ADVENT HEALTH - FOUR CORNERS ER		8			8
LANE PEDIATRICS PA			8	100%	8
SHERMAN-ABRAMS LABORATORY INC		7	1	13%	8
PENSACOLA CLUSTER			8	100%	8
ADVENTHEALTH MEDICAL GROUP PEDIATRICS AT		2	6	75%	8
URGENT MEDICAL CENTER INC		2	6	75%	8
FORT PIERCE FAMILY CARE INC		3	5	63%	8
HOLY NAME MEDICAL CENTER	1	6	1	13%	8
CVS MINUTE CLINIC DIAGNOSTIC OF TEXAS, LLC		8			8

COVID-19: testing by laboratory

Data through Jan 22, 2021 verified as of Jan 23, 2021 at 09:25 AM

Data in this report are provisional and subject to change.

The numbers in the table below represent the number of Florida and non-Florida residents for whom test results were received by the Department of Health. A person can be tested by more than one laboratory and can have both positive and negative results. **Therefore, the sum of the numbers in each column will be larger than the total number of people tested.**

Reporting lab	Inconclusive	Negative	Positive	Percent positive	Total
JX REF LAB			8	100%	8
ABBOTT DIAGNOSTICS			8	100%	8
CLEVELAND TENNESSEE HOSPITAL COMPANY		7	1	13%	8
ST LUCIE COUNTY JAIL		7	1	13%	8
DAVID LAWRENCE CENTER INC		7	1	13%	8
CVS MINUTE CLINIC, LLC		6	2	25%	8
AFC URGENT CARE - CEDAR GROVE		8			8
FLORIDA HEART AND VASCULAR MULTISPECIALTY GROUP		8			8
BARTON PARKER OD PC		8			8
RIVERWOOD CENTER,THE			8	100%	8
WILTON MANORS HEALTH & REHABILITATION CENTER			8	100%	8
PUTNAM FAMILY CARE INC		3	5	63%	8
Westchester General Hospital			8	100%	8
SIDDH INC DBA SAN CARLOS PHARMACY		6	2	25%	8
METROPOLITAN HOSPITAL CENTER		7	1	13%	8
PALM BEACH CDH - DELRAY BEACH			8	100%	8
RED MOUNTAIN DIAGNOSTICS		8			8
Grand Villa of Deerfield Beach		6	2	25%	8
LAKE HOWARD HEIGHTS	1	7			8
MEDEXPRESS URGENT CARE - BENTON HARBOR		8			8
BAPTIST OUTPATIENT			8	100%	8
RUSSELL MEDICAL CENTER		7	1	13%	8
THE WOLFF CENTER FOR CHILD & ADOLESCENT HEALTH			8	100%	8
MEDEXPRESS URGENT CARE-KATY		5	3	38%	8
HEALTHMARK REGIONAL HOSPITAL LAB		4	4	50%	8
EXECUTIVE MEDICAL SERVICES		8			8
ALAN SERURE MD		8			8
HARBORCHASE OF DR PHILLIPS		7	1	13%	8
HUNTINGTON VILLAGE URGENT CARE		8			8
BAPTIST HEALTH			8	100%	8
INTERNAL MEDICINE ASSOCIATES OF JACKSON HOSPITAL			8	100%	8
CENTRAL FLORIDA PEDIATRIC URGENT CARE LLC		7	1	13%	8
SOUTH CAROLINA DEPARTMENT OF HEALTH			7	100%	7
KEYSTONE PLACE AT NAPLES PRESERVE		4	3	43%	7
CVS NC187POCT CHARLOTTE		7			7
NOVANT HEALTH INPATIENT CARE		2	5	71%	7
MIAMI COMPREHENSIVE MEDICINE GROUP PA		4	3	43%	7
MULBERRY CARE CENTER		4	3	43%	7
VERMONT DEPARTMENT OF HEALTH		1	6	86%	7
WILDLIGHT LAB			7	100%	7
FLORIDA DIGESTIVE AND LIVER SPECIALIST		7			7
EMBRY-RIDDLE AERONAUTICAL UNIVERSITY HEALTH			7	100%	7
SONORA QUEST LABORATORIES			7	100%	7
BAPTIST PEDIATRICS		6	1	14%	7
AVON PARK PEDIATRICS			7	100%	7
PULSE & REMEDY LLC			7	100%	7
FLORIDA HOSPITAL WINTER PARK		6	1	14%	7

COVID-19: testing by laboratory

Data through Jan 22, 2021 verified as of Jan 23, 2021 at 09:25 AM

Data in this report are provisional and subject to change.

The numbers in the table below represent the number of Florida and non-Florida residents for whom test results were received by the Department of Health. A person can be tested by more than one laboratory and can have both positive and negative results. **Therefore, the sum of the numbers in each column will be larger than the total number of people tested.**

Reporting lab	Inconclusive	Negative	Positive	Percent positive	Total
BROOKDALE LAKE ORIENTA			7	100%	7
ST VINCENT'S ST CLAIR		4	3	43%	7
WYOMING COUNTY COMMUNITY HOSPITAL LABORATORY		7			7
SEA LEVEL LABS			7	100%	7
ALACHUA			7	100%	7
PALM POINT BEHAVIORAL HEALTH		7			7
PBC FOUND CARE INC			7	100%	7
COMMUNITY MEDICAL AND DENTAL CARE INC		7			7
THOMAS JEFFERSON UNIVERSITY HOSPITAL		4	3	43%	7
MINUTECLINIC DIAGNOSTIC OF TN, PC 4992		7			7
BREVARD HEALTH ALLIANCE INC, THE		2	5	71%	7
ESTATES MEDICAL CENTER INC			7	100%	7
CARESOUTH HHA HOLDINGS OF TALLAHASSEE LLC		7			7
ECLRS		2	5	71%	7
NEW YORK PRESBYTERIAN - LOWER MANHATTAN		7			7
Consulate Health Care of Brandon		7			7
DOCTOR'S IN-HOUSE LAB/COMMUNITY HEALTH CENTERS OF PINELLAS -PINELLAS P			7	100%	7
HEARTLAND PEDIATRICS OF LAKE PLACID			7	100%	7
DIAGNOSTIC CLINIC		6	1	14%	7
QUE		4	3	43%	7
DOCTORS CLINICAL LABORATORY, INC		5	2	29%	7
UNIVERSITY OF WASHINGTON MEDICAL CENTER			7	100%	7
SOUTH COM HEALTH CLINIC, DEPT. OF THE ARMY		7			7
MOBILE RESPONSE DIAGNOSTICS LLC		6	1	14%	7
ST JOSEPHS HOSPITAL SOUTH HOSPITAL			7	100%	7
LEPE'S HOUSE			7	100%	7
SCHOOL OF PHARMACY AND PHARMACEUTICAL		7			7
MINUTECLINIC DIAGNOSTIC OF TN PC #320		6	1	14%	7
BARBARA O'REILLY MD PA		7			7
MEDEXPRESS URGENT CARE - FAYETTEVILLE		5	2	29%	7
ADVENTIST HEALTH SYSTEM FLORIDA DEPT OF HEALTH		3	4	57%	7
DEPARTMENT OF HEALTH- CITRUS COUNTY			7	100%	7
ILLINOIS DEPARTMENT OF PUBLIC HEALTH			7	100%	7
TRUE HEALTH DIAGNOSTICS		1	6	86%	7
MONTEFIORE NYACK HOSPITAL AFFILIATED LABORATORY		7			7
FLORIDA CENTER FOR DERMATOLOGY LABORATORY			7	100%	7
ST VINCENT'S CHILTON		5	2	29%	7
SUPERIOR RESIDENCES AT CALA HILLS		7			7
ABBAY MANOR RETIREMENT RESIDENCE INC		7			7
MINUTECLINIC DIAGNOSTIC OF TN PC #386		7			7
NITIN BAWA PROFESSIONAL ASSOCIATES			7	100%	7
ROSEMONT GARDENS INC		7			7
WINDSOR OF GAINESVILLE		7			7
DEBARY HEALTH AND REHABILITATION CENTER		6	1	14%	7
Thermopolis Rehabilitation Wellness		7			7
TRUE HEALTH		5	2	29%	7
BRADENTON PHYSICIANS MEDICAL CENTER			7	100%	7

COVID-19: testing by laboratory

Data through Jan 22, 2021 verified as of Jan 23, 2021 at 09:25 AM

Data in this report are provisional and subject to change.

The numbers in the table below represent the number of Florida and non-Florida residents for whom test results were received by the Department of Health. A person can be tested by more than one laboratory and can have both positive and negative results. **Therefore, the sum of the numbers in each column will be larger than the total number of people tested.**

Reporting lab	Inconclusive	Negative	Positive	Percent positive	Total
LIFE'S SPECIAL MOMENTS INC		7			7
VITAS HEALTHCARE CORPORATION OF FL			7	100%	7
MAGNOLIA PEDIATRICS GROUP LLC			7	100%	7
MEDLABS DIAGNOSTICS		7			7
MINUTECLINIC, LLC #4230		6	1	14%	7
PEDIATRICS OF CENTRAL FLORIDA		5	2	29%	7
HEALTHWORKS MED GROUP OF FLORIDA PA		2	5	71%	7
GENTRY PARK ORLANDO ASSISTED LIVING		6	1	14%	7
STAT MEDICAL CLINIC III INC		5	2	29%	7
JACKSON CLINIC PA,THE		3	4	57%	7
MINUTECLINIC DIAGNOSTIC OF TN, PC 6438		5	2	29%	7
MERCY HEALTH—MUSKEGON		6	1	14%	7
MEDEXPRESS URGENT CARE - MAPLE DRIVE		7			7
RPC@HODGES			7	100%	7
ADEPT INPATIENT MEDICAL SERVICES PC		7			7
LANDMARK HOSPITAL SOUTHWEST FLORIDA LLC		7			7
VIERA FAMILY MEDICINE AND WELLNESS		4	3	43%	7
DALLAS COUNTY HEALTH AND HUMAN SERVICES			7	100%	7
BAYCARE MEDICAL GROUP		1	6	86%	7
KENDALL REGIONAL MEDICAL CNTR			7	100%	7
RIVERVIEW REGIONAL MEDICAL CENTER		6	1	14%	7
JUPITER ISLAND PUBLIC SAFETY		5	2	29%	7
PENINSULA CARE AND REHABILITATION CENTER			7	100%	7
MINUTECLINIC, LLC, DBA MINUTECLINIC #6106		5	2	29%	7
LEE COUNTY HEALTH DEPARTMENT		4	3	43%	7
CLINIC OF PEDIATRICS & GI MEDICINE INC			7	100%	7
MC DIAGNOSTIC OF CONNECTICUT, PC #1960		7			7
CVS MINUTE CLINIC DIAGNOSTIC OF VIRGINIA		7			7
KANSAS DEPARTMENT OF HEALTH		2	5	71%	7
CIGNA PBSO WEST PALM			7	100%	7
FREEDOM SQUARE NURSING CENTER□			7	100%	7
ALLEGRO - TAMPA	1	4	2	29%	7
CVS HEALTH, #3396		7			7
IRL MARKET LAB			7	100%	7
CVS MINUTE CLINIC DIAGNOSTIC PA		5	2	29%	7
Ocoee Health Care Center		7			7
OCALA FAMILY MEDICAL CENTER		7			7
LYNMOORE,THE		7			7
HEALTH CARE LABORATORY SERVICES		1	6	86%	7
CARENOW URGENT CARE-MADISON		7			7
LAB UNKNOWN		6	1	14%	7
IU HEALTH PATHOLOGY		1	6	86%	7
HEALTH NETWORK LABORATORIES		6	1	14%	7
CALLAWAY CLINIC		5	2	29%	7
FLORIDA DEPARTMENT OF HEALTH WASHINGTON COUNTY		3	4	57%	7
RIVER OAKS TREATMENT CENTER			7	100%	7
LAWTON CHILES HEALTH CENTER		1	6	86%	7

COVID-19: testing by laboratory

Data through Jan 22, 2021 verified as of Jan 23, 2021 at 09:25 AM

Data in this report are provisional and subject to change.

The numbers in the table below represent the number of Florida and non-Florida residents for whom test results were received by the Department of Health. A person can be tested by more than one laboratory and can have both positive and negative results. **Therefore, the sum of the numbers in each column will be larger than the total number of people tested.**

Reporting lab	Inconclusive	Negative	Positive	Percent positive	Total
SARASOTA - ROBERT L TAYLOR COMMUNITY CENTER		1	6	86%	7
AIR, LAND & SEA PHYSICALS & CONSULTATIONS, LLC		7			7
CVS PHARMACY #8800		5	2	29%	7
HOLY GARDEN ALF, INC.		7			7
WATERFORD AT CREEKSIDE, THE			7	100%	7
ST JUDE LABORATORIES		5	2	29%	7
WATSON THERAPEUTICS		1	6	86%	7
NORTON HEALTHCARE			7	100%	7
MAGNOLIA DIAGNOSTICS, LLC		3	4	57%	7
YORKVILLE PEDIATRIC URGENT CARE		7			7
Rosewood Healthcare and Rehabilitation Center		5	2	29%	7
FLORIDA HOSPITAL KISSIMMEE		4	3	43%	7
MINUTECLINIC DIAGNOSTIC OF NEW MEXICO		6			6
MINUTECLINIC, LLC, #4160		3	3	50%	6
CARENOW URGENT CARE-GREEN HILLS		6			6
MEDEXPRESS URGENT CARE - MIDLOTHIAN		6			6
ST LUKES ROOSEVELT LABORATORY		6			6
GLEN FALLS HOSPITAL DEPARTMENT OF PATHOLOGY		6			6
CVS MINUTE CLINIC DIAGNOSTIC OF TEXAS,LLC		4	2	33%	6
OPTUM PRIMARY CARE - FOUNTAIN OAKS		2	4	67%	6
UF HEALTH			6	100%	6
MINUTECLINIC DIAGNOSTIC OF TN PC #6415		5	1	17%	6
DOH JACKSONVILLE CENTRAL LABORATORY		3	3	50%	6
THE PALMS REHABILITATION AND HEALTHCARE CENTER		5	1	17%	6
MEDEXPRESS URGENT CARE, JOHNSTOWN		5	1	17%	6
MINUTECLINIC DIAGNOSTIC OF RHODE ISLAND		4	2	33%	6
NORTHDALE REHABILITATION CENTER			6	100%	6
MED TECH SERVICES OF PALM BEACH INC		6			6
KESHAV RX LLC		6			6
UNILAB		2	4	67%	6
AMERICAN EAGLE LEESBURG AL LLC DBA VISTA LAKE			6	100%	6
CAREWELL 301 - WARWICK			6	100%	6
SOUTH FLORIDA ENT ASSOCIATES, INC			6	100%	6
NOT INDICATED		1	5	83%	6
TIMBER CREEK PEDIATRICS		6			6
PR HEALTH		1	5	83%	6
PROHEALTH MED		1	5	83%	6
Northwell Lab		2	4	67%	6
XPRESS URGENT CARE LLC		6			6
YAZJI PEDIATRIC CARE LLC DBA TUKA PEDIATRICS			6	100%	6
CAPE CORAL URGENT CARE		3	3	50%	6
THE VILLAGES REGIONAL HOSPITAL FREESTANDING		3	3	50%	6
SUFFRIDGE DRIVE GROUP HOME		6			6
LOUISIANA DEPT OF HEALTH			6	100%	6
FLORIDA WOMAN CARE LABORATORY			6	100%	6
KINDRED HOSPITAL OCALA		4	2	33%	6
PALMS, THE		6			6

COVID-19: testing by laboratory

Data through Jan 22, 2021 verified as of Jan 23, 2021 at 09:25 AM

Data in this report are provisional and subject to change.

The numbers in the table below represent the number of Florida and non-Florida residents for whom test results were received by the Department of Health. A person can be tested by more than one laboratory and can have both positive and negative results. **Therefore, the sum of the numbers in each column will be larger than the total number of people tested.**

Reporting lab	Inconclusive	Negative	Positive	Percent positive	Total
MINUTECLINIC, LLC, MINUTECLINIC #7637		4	2	33%	6
CITYMD		1	5	83%	6
PANCARE HEALTH - HOSFORD SCHOOL			6	100%	6
BOCA VIPEDIATRICS			6	100%	6
MINUTECLINIC, LLC #05038		6			6
ATMORE NURSING CENTER		5	1	17%	6
JERSEY SHORE MEDICAL CENTER		6			6
CLEARWATER PEDIATRIC CARE		1	5	83%	6
ADVENT HEALTH APOPKA		2	4	67%	6
ORLANDO FAMILY MEDICAL INC		6			6
BETH ISRAEL DEACONESS MEDICAL CENTER			6	100%	6
THE CLINIC PREMISE HEALTH			6	100%	6
SOUTHEASTERN PEDIATRIC ASSOCIATES			6	100%	6
MINUTECLINIC DIAGNOSTIC OF PA, LLC (1036)		5	1	17%	6
MEDEXPRESS URGENT CARE - SWANSEA, N ILLINOIS ST		5	1	17%	6
FLORIDA CANCER SPECIALISTS & RESEARCH INSTITUTE		5	1	17%	6
MEDEXPRESS URGENT CARE - STAUNTON		2	4	67%	6
MEDEXPRESS URGENT CARE-PITTSFIELD		6			6
GENETIC TECHNOLOGICAL INNOVATIONS			6	100%	6
URGENT TEAM - MUSCLE SHOALS		6			6
MINUTE CLINIC DIAGNOSTIC OF VIRGINIA, LLC		6			6
MIAMI RESCUE MISSION CLINIC INC			6	100%	6
MEDEXPRESS URGENT CARE - BEECH GROVE		5	1	17%	6
BERRYHILL MANOR		6			6
CHILDREN'S HOSPITAL OF PHILADELPHIA		5	1	17%	6
LUMADOC HEALTH		4	2	33%	6
OSWEGO HOSPITAL LABORATORY		6			6
CONCENTRA			6	100%	6
CVS MINUTE CLINIC DIAGNOSTIC OF NEW JERSEY		6			6
CAPITAL HEALTH PLAN LABORATORIES			6	100%	6
MINUTECLINIC DIAGNOSTIC OF TEXAS		5	1	17%	6
CAPRONA GROUP HOME			6	100%	6
ST. CLOUD PHARMACY AND WELLNESS CENTER		3	3	50%	6
ST VINCENT'S URGENT CARE		5	1	17%	6
CARENOW URGENT CARE-SOUTHLAKE			6	100%	6
CARE ATC - CITY OF BOYNTON BEACH		2	4	67%	6
INTERNAL MEDICINE LIPID AND WELNNESS PRACTICE			6	100%	6
CAMELLIA AT DEERWOOD		2	4	67%	6
UNILAB OF DADE INC			6	100%	6
CVS MINUTE CLINIC DIAGNOSTIC MED GRP OF SAN		4	2	33%	6
FLORIDA MEDICAL CL ODOM TPA		3	3	50%	6
ORLANDO FAMILY MEDICINE		1	5	83%	6
MEDEXPRESS URGENT CARE - ELM GROVE		5	1	17%	6
MINUTECLINIC DIAGNOSTIC OF TN PC #242		4	2	33%	6
ASCENSION ST VINCENT'S CLAY COUNTY			6	100%	6
ORLANDO MEDICAL CENTER PL			6	100%	6
BROWARD TRANSITIONAL CENTER			6	100%	6

COVID-19: testing by laboratory

Data through Jan 22, 2021 verified as of Jan 23, 2021 at 09:25 AM

Data in this report are provisional and subject to change.

The numbers in the table below represent the number of Florida and non-Florida residents for whom test results were received by the Department of Health. A person can be tested by more than one laboratory and can have both positive and negative results. **Therefore, the sum of the numbers in each column will be larger than the total number of people tested.**

Reporting lab	Inconclusive	Negative	Positive	Percent positive	Total
JOHNS HOPKINS ALL CHILDRENS			6	100%	6
MINUTECLINIC DIAGNOSTIC OF NORTH CAROLINA, PC		5	1	17%	6
MIAMI BEACH COMMUNITY HEALTH CENTER INC			6	100%	6
GRACE REHABILITATION CENTER OF VERO BEACH		4	2	33%	6
ST ANTHONY'S HOSP PATIENT CARE SERVICE			6	100%	6
Grand Villa of Dunedin			6	100%	6
CURATIVE CARE CENTER INC		1	5	83%	6
ACCESS HOME HEALTH OF FLORIDA LLC		6			6
TAMIAMI LAB MILLENIUM			6	100%	6
DR PHILLIPS MEDICAL WELLNESS CENTER		6			6
NORTHERN DUTCHESS HOSPITAL LABORATORY		5	1	17%	6
HOPE HEALTHCARE		6			6
RICH STREET GROUP HOME			6	100%	6
BAYCARE ALLIANT HOSPITAL			6	100%	6
FLORIDA HOSPITAL APOPKA		5	1	17%	6
MEDICAL CENTER AT OCEAN REEF		1	5	83%	6
AMERICAN HOUSE FORT MYERS		6			6
ENIGMA DIAGNOSTIC, INC.			6	100%	6
MANATEE PEDIATRICS			6	100%	6
WELLINGTON REGIONAL MEDICAL CENTER			6	100%	6
UT MEMPHIS UNIVERSITY HEALTH SERVICES			6	100%	6
LAKE CO SCHOOLS EMPLOYEE HEALTH & WELLNESS CENTER	1	4	1	17%	6
FLORIDA MEDICAL CLINIC IM MLK		6			6
PARTNERS PHARMACY OF FLORIDA LLC		6			6
FLORIDA MEDICAL SPECIALISTS		2	4	67%	6
SOMA MEDICAL CENTER # 4		2	4	67%	6
HILA BECKERMAN MD LLC		6			6
IGENEX INC		6			6
MINUTECLINIC DIAGNOSTIC OF NEW JERSEY, LLC # 7069		6			6
MEDEXPRESS URGENT CARE - RICHMOND, NINE MILE RD		5	1	17%	6
ETHOS LABORATORIES		6			6
BITTINGS APOTHECARY INC		4	2	33%	6
PATHGROUP LABS, LLC		4	2	33%	6
CITIZENS BAPTIST MEDICAL CENTERS LAB		5	1	17%	6
WATAUGA MEDICAL CENTER		4	2	33%	6
ARLINGTON OF NAPLES		6			6
BROWARD COUNTY HEALTH DEPT.			6	100%	6
VITAS HEALTH INC			6	100%	6
MINUTECLINIC DIAGNOSTIC OF NORTH		6			6
PALMETTO HEALTH ALLIANCE		3	3	50%	6
MEDEXPRESS URGENT CARE - SALEM		3	3	50%	6
Florida Clinical Laboratory		1	5	83%	6
MERCY COLLEGE HEALTH OFFICE		6			6
MINUTECLINIC, LLC #244		5	1	17%	6
AARK LABORATORY		6			6
VIBRANT AMERICA		4	2	33%	6
MEDEXPRESS URGENT CARE - HOT SPRINGS		6			6

COVID-19: testing by laboratory

Data through Jan 22, 2021 verified as of Jan 23, 2021 at 09:25 AM

Data in this report are provisional and subject to change.

The numbers in the table below represent the number of Florida and non-Florida residents for whom test results were received by the Department of Health. A person can be tested by more than one laboratory and can have both positive and negative results. **Therefore, the sum of the numbers in each column will be larger than the total number of people tested.**

Reporting lab	Inconclusive	Negative	Positive	Percent positive	Total
FLORIDA SCHOOL FOR THE DEAF AND THE BLIND			6	100%	6
MEDEXPRESS ELKINS		6			6
INSPIRED LIVING AT PALM BAY		6			6
SAINT PETER'S UNIVERSITY HOSPITAL		6			6
FIRST COAST CARDIOVASCULAR INSTITUTE PA			6	100%	6
OPTUM SILVER LAKES			6	100%	6
FHPG_EXP CARE W HILLSBOROUGH			6	100%	6
TEXAS MEDCLINIC			6	100%	6
PENN MEDICINE PRINCETON MEDICAL CENTER		6			6
RIVER CITY PRIMARY AND URGENT CARE			6	100%	6
BAY COUNTY HEALTH DEPARTMENT		6			6
BROOKDALE CLERMONT			6	100%	6
BELLE GLADES HEALTH CLINIC			6	100%	6
PUBLIC HEALTH LAB		6			6
CVS MO3087POCT CREVE COEUR		3	3	50%	6
EL PARAISO HOME INC		6			6
COASTAL COMPLETE CARE			5	100%	5
APOLLO GARDENS RETIREMENT RESIDENCE CARE		5			5
MEDEXPRESS URGENT CARE - BATTLE CREEK		3	2	40%	5
COMMUNITY HEALTH OF SOUTH FLORIDA			5	100%	5
SENIOR LIVING IV SUN CITY LLC		5			5
UNIVERSITY OF MIAMI MILLER SCHOOL OF MEDICINE			5	100%	5
PEDIATRICS URGENT CARE, LLC			5	100%	5
ST. LUCIE COUNTY HEALTH DEPARTMENT		4	1	20%	5
TULLAHOMA HMA, LLC		4	1	20%	5
MADISON COUNTY HEALTH DEPARTMENT		3	2	40%	5
AEL KNOXVILLE			5	100%	5
METHODIST HOSPITAL			5	100%	5
FAMILY CARE MEDICAL CENTER			5	100%	5
Lehigh Acres Health and Rehabilitation			5	100%	5
VAIL VALLEY MEDICAL CENTER			5	100%	5
WEST PACIFIC MEDICAL LABORATORY			5	100%	5
NORTHSIDE HOSPITAL		2	3	60%	5
SHEEPSHEAD BAY URGENT CARE		5			5
MCR HEALTH LAWTON CHILES ADMINISTRATION STE A		1	4	80%	5
CVS MINUTE CLINIC DIAGNOSTIC OF TN #6044		5			5
ST JOHNS BIOMEDICAL LAB		5			5
MINUTE CLINIC DIAGNOSTIC OF NORTH CAROLINA		5			5
UPMC HEALTH SYSTEM		4	1	20%	5
NORTH FLORIDA PEDIATRICS JASPER			5	100%	5
MEDEXPRESS URGENT CARE - WILLIAMSPORT		4	1	20%	5
MINUTECLINIC DIAGNOSTIC OF MINNESOTA		5			5
QUINTON MEMORIAL HEALTH CARE CENTER		5			5
BEACH HOUSE		5			5
MEDEXPRESS URGENT CARE-MUNCIE		5			5
UNIVERSITY OF CHICAGO MEDICAL CENTER LAB			5	100%	5
PEDIATRICS OF ALTAMONTE		5			5

COVID-19: testing by laboratory

Data through Jan 22, 2021 verified as of Jan 23, 2021 at 09:25 AM

Data in this report are provisional and subject to change.

The numbers in the table below represent the number of Florida and non-Florida residents for whom test results were received by the Department of Health. A person can be tested by more than one laboratory and can have both positive and negative results. **Therefore, the sum of the numbers in each column will be larger than the total number of people tested.**

Reporting lab	Inconclusive	Negative	Positive	Percent positive	Total
KEY TRAINING CENTER			5	100%	5
ACCENTCARE		5			5
MEDEXPRESS URGENT CARE MURRYSVILLE		3	2	40%	5
TERRACINA LLC			5	100%	5
Avalon Healthcare and Rehabilitation Center			5	100%	5
LEE MEMORIAL HEALTH SYSTEM		2	3	60%	5
GULF COAST VETERANS HCS PANAMA CITY OPC		5			5
PEDIATRICS OF CENTRAL FLORIDA – POINCIANA		3	2	40%	5
HILLSBOROUGH COUNTY HEALTH DEPARTMENT			5	100%	5
LAKE COUNTY DETENTION CENTER		3	2	40%	5
COLLIER HMA PHYSICIAN MANAGEMENT, LLC			5	100%	5
MEDEXPRESS URGENT CARE-DUBOIS		5			5
MINUTECLINIC, LLC #1586		3	2	40%	5
SOUTHERN OCEAN MEDICAL CENTER		5			5
URGENT TEAM - HUNTSVILLE		4	1	20%	5
DOTHAN WEST FAMILY MEDICINE		3	2	40%	5
JOHN T MATHER MEMORIAL HOSPITAL LABORATORY		5			5
TANNER MEDICAL CENTER EAST AL		5			5
FINLAY		1	4	80%	5
CLEVELAND CLINIC MARTIN HEALTH NURSING & RESTORATIVE		5			5
AHEC CLINIC		1	4	80%	5
NEW HAMPSHIRE DEPARTMENT OF HEALTH AND HUMAN SERVICES		3	2	40%	5
FLORIDA HOSPITAL LAKE MARY		5			5
MINUTECLINIC DIAGNOSTIC OF GEORGIA, LL		5			5
INTERNAL MEDICINE & PRIMARY CARE ASSOCIATES, PLC			5	100%	5
BAYSHORE LABORATORY		4	1	20%	5
WIREGRASS MEDICAL CENTER			5	100%	5
ST CLOUD COMPOUNDING PHARMACY & WELLNESS CENTER		5			5
CVS CA9165POCT SAN DIEGO		5			5
FLORIDA PREMIER MEDICAL CARE PA			5	100%	5
MOUNT SINAI BROOKLYN LABORATORY		4	1	20%	5
RIO PINAR HEALTH CARE			5	100%	5
MEDEXPRESS URGENT CARE-NESHANNOCK TWP		4	1	20%	5
FHMG_FM AND IM AVALON PARK		1	4	80%	5
FLORIDA DEPARTMENT OF HEALTH - INVERNESS		3	2	40%	5
REHABILITATION CENTER AT JUPITER GARDENS		5			5
UCF STUDENT HEALTH SERVICES LABORATORY		2	3	60%	5
OPTUMCARE FLORIDA, LLC		3	2	40%	5
HUNTERS CREEK PEDIATRICS		5			5
MEDEXPRESS URGENT CARE - IRVING		5			5
MEDEXPRESS URGENT CARE PORT HURON		4	1	20%	5
BAPTIST HEALTH - TOWN CENTER			5	100%	5
CHAMPLAIN VALLEY PHYSICIANS HOSPITAL		3	2	40%	5
UW MEDICINE VIROLOGY LAB			5	100%	5
INNOVATIVE COVID-DIVERSEY			5	100%	5
MINUTE CLINIC DIAGNOSTIC OF MICHIGAN PC		5			5
CRESTWOOD MEDICAL CENTER		4	1	20%	5

COVID-19: testing by laboratory

Data through Jan 22, 2021 verified as of Jan 23, 2021 at 09:25 AM

Data in this report are provisional and subject to change.

The numbers in the table below represent the number of Florida and non-Florida residents for whom test results were received by the Department of Health. A person can be tested by more than one laboratory and can have both positive and negative results. **Therefore, the sum of the numbers in each column will be larger than the total number of people tested.**

Reporting lab	Inconclusive	Negative	Positive	Percent positive	Total
FRUITVILLE URGENT CARE			5	100%	5
MEDEXPRESS URGENT CARE - STATE COLLEGE		4	1	20%	5
CARENOW URGENT CARE-DONELSON		4	1	20%	5
MINUTE CLINIC, LLC #1434		5			5
THE UNIVERSITY OF VERMONT MEDICAL CENTER		4	1	20%	5
MEDEXPRESS URGENT CARE - MT LEBANON		3	2	40%	5
CONCENTRA URGENT CARE		1	4	80%	5
MINUTECLINIC DIAGNOSTIC OF PENNSYLVANIA, LLD #1545		5			5
MINUTECLINIC DIAGNOSTIC OF NEW JERSEY,		5			5
GUTHRIE MEDICAL GROUP LABORATORIES		5			5
GUIDEWELL EMERGENCY MEDICINE DOCTORS LLC			5	100%	5
ADVANCED RESEARCH FOR HEALTH IMPROVEMENT		3	2	40%	5
MINUTECLINIC DIAGNOSTIC OF TN PC #6435		5			5
CDRX INFUSION			5	100%	5
AMERICAN MEDICAL RESPONSE - DENVER		2	3	60%	5
MC DIAGNOSTIC OF CONNECTICUT PC #459		5			5
ST JOSEPH WOMENS HOSPITAL			5	100%	5
MC DIAGNOSTIC OF CONNECTICUT , PC # 3		3	2	40%	5
PARRISH HEALTH CENTER		5			5
MINUTECLINIC MINUTECLINIC #4977		3	2	40%	5
REMISE OCCUPATIONAL HEALTH SOLUTIONS INC			5	100%	5
OMNICARE PHARMACY OFTEXAS 1, LP DBA OMNICARE		5			5
PRECISION DIAGNOSTICS INC - NJ		5			5
MINUTE-CLINIC DIAGNOSTIC OF VIRGINIA, LLC #2003		4	1	20%	5
LAKE NONA PEDIATRICS IN ASSOCIATION WITH NEMOURS		5			5
MAIN STREET MEDICAL CENTER OF CRESTVIEW PA		1	4	80%	5
JUPITER ISLAND MEDICAL CLINIC INC		5			5
COLUMBIA MEMORIAL HOSPITAL LABORATORY		5			5
GREENVILLE MEMORIAL HOSPITAL LAB			5	100%	5
URGENT MED INC		3	2	40%	5
BRIDGE DIAGNOSTICS			5	100%	5
MINUTE-CLINIC DIAGNOSTIC OF VIRGINIA		4	1	20%	5
NORTH SHORE HEMATOLOGY-ONCOLOGY ASSOCIATES, PC		5			5
LONG ISLAND JEWISH FOREST HILLS HOSPITAL		5			5
BOROPARK URGENT CARE		4	1	20%	5
BETHESDA COMMUNITY HEALTH CENTER			5	100%	5
Conway Lakes Health and Rehabilitation Center		5			5
BLOOMINGDALE PEDIATRIC ASSOCIATES PA			5	100%	5
ADVENTHEALTH CAR CENTER APOPKA			5	100%	5
INDIAN RIVER PRIMARY CARE PA		5			5
HENDRY REGIONAL CONVENIENT CARE CENTER			5	100%	5
NOVANT HEALTH UVA		2	3	60%	5
MEDEXPRESS URGENT CARE - HUNTINGTON WE		5			5
URGENT CARE COASTAL GA			5	100%	5
ELITE MD GROUP INC		1	4	80%	5
SIMEDHEALTH LLC		2	3	60%	5
LONGWOOD PEDIATRICS LLC			5	100%	5

COVID-19: testing by laboratory

Data through Jan 22, 2021 verified as of Jan 23, 2021 at 09:25 AM

Data in this report are provisional and subject to change.

The numbers in the table below represent the number of Florida and non-Florida residents for whom test results were received by the Department of Health. A person can be tested by more than one laboratory and can have both positive and negative results. **Therefore, the sum of the numbers in each column will be larger than the total number of people tested.**

Reporting lab	Inconclusive	Negative	Positive	Percent positive	Total
HOLLY HILL HOME INFUSION SERVICE		5			5
PEDIATRIC URGENT HEALTH CARE			5	100%	5
DANIEL M LIBBY MD PLLC		5			5
HAWTHORNE INN OF LAKELAND		5			5
JOE DIMAGGIO CHILDREN'S HOSPITAL		1	4	80%	5
WATERTOWN URGENT CARE PLLC		5			5
MIAMI CANCER INSTITUTE			5	100%	5
BOCA BIOLISTICS LLC			5	100%	5
CORAL LANDING ASSISTED LIVING		5			5
MEDEXPRESS URGENT CARE MORGANTOWN		5			5
SUTTER TRACY COMMUNITY HOSPITAL			5	100%	5
DOCTORS EXPRESS OF ST PETERSBURG			5	100%	5
CVS M08590POCT KANSAS CITY		1	4	80%	5
DOCS URGENT CARE		1	4	80%	5
CARL R DARNALL ARMY MEDICAL CENTER			5	100%	5
WAKEMED		1	4	80%	5
FRANCES WARDE MEDICAL LABORATORY		2	3	60%	5
BROOKDALE SOUTHPOINT			5	100%	5
SANFORD PEDIATRIC ASSOCIATES, PA		3	2	40%	5
MINUTE CLINIC		1	4	80%	5
PRECISION LABS LLC		2	3	60%	5
RUSH UNIVERSITY MEDICAL CENTER LABORATORY			5	100%	5
NELSON BIOLOGICAL			5	100%	5
DEPARTMENT OF HEALTH AND HUMAN SERVICES LANSING			5	100%	5
LAKEVIEW TERRACE HOME HEALTH SERVICES LLC			5	100%	5
MINUTECLINIC DIAGNOSTIC OF SC, LLC #2		5			5
KEYSTONE REHABILITATION AND HEALTH CENTER		1	4	80%	5
TAMPA URGENT CARE			5	100%	5
RIVERVIEW ALF OPERATOR LLC			5	100%	5
ELLIS HOSPITAL LABORATORY		5			5
COOPER HOSPITAL/UNIVERSITY MEDICAL		5			5
WOODHULL MEDICAL AND MENTAL HEALTH CTR		5			5
MINUTE CLINIC LLC #2775		5			5
PREMIER FAMILY HEALTH PA			5	100%	5
ALL CHILDREN'S HOSPITAL DEPT OF GENERAL PEDIATRICS			5	100%	5
MINUTECLINIC DIAGNOSTIC OF LOUISIANA,		4	1	20%	5
ORLANDO FAMILY PHYSICIANS			5	100%	5
Life Care Center of Estero			5	100%	5
UHEALTH UNIVERSITY OF MIAMI			5	100%	5
MAXHEALTH		4	1	20%	5
EASTCHESTER PEDIATRIC MEDICAL GROUP		5			5
INFECTION CONTROL/ EMPHEALTH		3	2	40%	5
GRAND VILLA OF ENGLEWOOD		1	4	80%	5
Army Residence Community		5			5
TENDER CARE ALF		5			5
PUTNAM HOSPITAL CENTER LABORATORY		5			5
EAST BANK HOSPITAL - UNIVERSITY OF MINNESOTA MEDICAL CENTER			5	100%	5

COVID-19: testing by laboratory

Data through Jan 22, 2021 verified as of Jan 23, 2021 at 09:25 AM

Data in this report are provisional and subject to change.

The numbers in the table below represent the number of Florida and non-Florida residents for whom test results were received by the Department of Health. A person can be tested by more than one laboratory and can have both positive and negative results. **Therefore, the sum of the numbers in each column will be larger than the total number of people tested.**

Reporting lab	Inconclusive	Negative	Positive	Percent positive	Total
URGENT CARE OF ERWIN		5			5
NORTH DADE NURSING AND REHABILITATION CENTER			5	100%	5
ATLANTIC COMMUNITY HIGH SCHOOL		4	1	20%	5
XRL SXF REF LAB		5			5
MINUTE-CLINIC DIAGNOSTIC OF VIRGINIA, LLC #794		5			5
EGL GENETICS DIAGNOSTICS			5	100%	5
NORTHPORT MEDICAL CENTER LAB		5			5
COMMONS AT ORLANDO LUTHERAN TOWERS SNF			5	100%	5
LABCORP UNSPECIFIED		5			5
CAREHERE LCS- EUSTIS			5	100%	5
DICKSON MEDICAL ASSOCIATES PC PATH LAB		4	1	20%	5
PRIMARY CARE WALK IN CLINIC PLLC			5	100%	5
DR. PHILLIPS MEDICAL WELLNESS CENTER		3	2	40%	5
KENILWORTH CARE & REHABILITATION CENTER			5	100%	5
RELIANT IMMUNE DIAGNOSTICS			5	100%	5
ALPHADERA LABS, LLC			5	100%	5
MINUTECLINIC INCORPORATE, LLC		4	1	20%	5
ST JOSEPHS CHILDRENS OUTREACH			5	100%	5
MEDEXPRESS URGENT CARE-PETERS TWP		5			5
FAST PACE MEDICAL CLINIC PLLC		4	1	20%	5
Grand Villa of Clearwater		4	1	20%	5
COPELAND MEDICAL CLINIC		3	2	40%	5
UT SOUTHWESTERN MEDICAL CENTER			5	100%	5
NIGHT LITE PEDIATRICS CENTER		1	4	80%	5
BIG BEND CARES, INC		5			5
MEDEXPRESS URGENT CARE - GLENDALE		5			5
LABS PLUS LLC		5			5
MD NOW MEDICAL CENTER INC			5	100%	5
BROWNE MEDICAL		5			5
MINUTECLINIC, LLC #03965		5			5
Fouraker Hills Rehab and Nursing			5	100%	5
VIERA PEDIATRICS		1	4	80%	5
PRESBYTERIAN HOME		5			5
CENTREX CLINICAL LABS INC		5			5
COVID RAPID LABS			5	100%	5
MANATEE COUNTY JAIL		4	1	20%	5
Floral Health and Rehabilitation, LLC		5			5
DELIVER MY MEDS CORP		5			5
Kennedy University Hospital		5			5
Lake Mary Health and Rehabilitation Center		1	4	80%	5
URGENT CARE OF LONGWOOD			5	100%	5
MEDICAL CENTER OF BLOUNTSTOWN			5	100%	5
CYPRESS CREEK MEDICAL CENTER			5	100%	5
WESTMINSTER SHORES			5	100%	5
CAPE COD HOSPITAL			4	100%	4
BOND & STEELE CLINIC PA D/B/A BOND CLINIC PA		4			4
MEDEXPRESS URGENT CARE - SOUTH PARKERSBURG		4			4

COVID-19: testing by laboratory

Data through Jan 22, 2021 verified as of Jan 23, 2021 at 09:25 AM

Data in this report are provisional and subject to change.

The numbers in the table below represent the number of Florida and non-Florida residents for whom test results were received by the Department of Health. A person can be tested by more than one laboratory and can have both positive and negative results. **Therefore, the sum of the numbers in each column will be larger than the total number of people tested.**

Reporting lab	Inconclusive	Negative	Positive	Percent positive	Total
Westminster Manor		3	1	25%	4
CLAY PRIMARY & FAMILY CARE LLC			4	100%	4
GEORGE E WEEMS MEMORIAL HOSPITAL LAB		3	1	25%	4
SunTerrace Health Care Center		3	1	25%	4
MEDEXPRESS URGENT CARE - TEAYS VALLEY		3	1	25%	4
ABSOLUTE HEALTH		4			4
ST BARNABAS HOSPITAL		4			4
ENCOMPASS HOME HEALTH		4			4
CVS MINUTE CLINIC, LLC #22		3	1	25%	4
MINUTE CLINIC DIAGNOSTIC OF TEXAS, LLC		4			4
A AND R RESEARCH GROUP LLC		2	2	50%	4
CVS TN5671POCT MARYVILLE		3	1	25%	4
CARENOW URGENT CARE - WINTER SPRINGS		3	1	25%	4
PRL NYC PANDEMIC RESPONSE LAB			4	100%	4
OVIEDO CHILDRENS HEALTH CENTER LLC		1	3	75%	4
SOUTHEASTERN REGIONAL MEDICAL CENTER			4	100%	4
MC DIAGNOSTIC OF CONNECTICUT, PC #1966		4			4
BOONE DRUG & HEALTHCARE AT DEERFIELD			4	100%	4
Gulf Shore Care Center			4	100%	4
ACCENT PHYSICIAN SPECIALISTS PA		4			4
TARPON SPRINGS PEDIATRICS, LLC			4	100%	4
BAYFRONT MEDICAL			4	100%	4
MC DIAGNOSTIC OF CONNECTICUT, PC # 257		3	1	25%	4
NEULIFE NEUROLOGICAL SERVICES LLC			4	100%	4
FLORIDA CLINICAL LABORATORY - BIOREFERENCE LABORATORIES		2	2	50%	4
ADVENTHEALTH MEDICAL GROUP PEDIATRIC & ADOLESCENT		3	1	25%	4
MINUTECLINIC DIAGNOSTIC OF VIRGINIA, LLC #255		4			4
LAKE FOREST PARK OP CO LLC		4			4
FLORIDA HEART AND VASCULAR			4	100%	4
PLEASANTVILLE OF SEBASTIAN LLC			4	100%	4
MINUTECLINIC DIAGNOSTIC OF VIRGINIA, LLC #1656		4			4
PALM HARBOR DERMATOLOGY		4			4
HAMPTON ALF AT 24TH ROAD LLC			4	100%	4
ELITE MEDICAL CENTER			4	100%	4
SHARP MEMORIAL HOSPITAL MICROBIOLOGY DEPT			4	100%	4
PENSACOLA PEDIATRICS MILTON			4	100%	4
WILLIAM A HINTON STATE LABORATORY INSTITUTE		1	3	75%	4
COMPREHENSIVE CLINICAL RESEARCH, LLC			4	100%	4
NU WAVE MEDICAL CENTER			4	100%	4
CALUSA HARBOUR			4	100%	4
CARE ONE PRIMARY CARE			4	100%	4
FCHC (OB)-DARWIN SQUARE CTR.			4	100%	4
ST. MARY'S HOSPITAL			4	100%	4
FLORIDA HOSPITAL ALTAMONTE		2	2	50%	4
MEDEXPRESS URGENT CARE - BECKLEY CROSS		3	1	25%	4
HAVEN HOSPICE IN CHIEFLAND			4	100%	4
WYOMING PUBLIC HEALTH LAB			4	100%	4

COVID-19: testing by laboratory

Data through Jan 22, 2021 verified as of Jan 23, 2021 at 09:25 AM

Data in this report are provisional and subject to change.

The numbers in the table below represent the number of Florida and non-Florida residents for whom test results were received by the Department of Health. A person can be tested by more than one laboratory and can have both positive and negative results. **Therefore, the sum of the numbers in each column will be larger than the total number of people tested.**

Reporting lab	Inconclusive	Negative	Positive	Percent positive	Total
MIZELL MEMORIAL HOSPITAL			4	100%	4
SIGNATURE CARE EMERGENCY CENTER		2	2	50%	4
THE LITTLE CLINIC			4	100%	4
ARKANSAS DEPARTMENT OF HEALTH			4	100%	4
FIFTH AVENUE PEDIATRICS		3	1	25%	4
NORTHEAST ALABAMA REGIONAL MEDICAL CENTER		2	2	50%	4
BELLIN HEALTH LAB		1	3	75%	4
MINUTECLINIC DIAG OF IND LLC #6998		3	1	25%	4
BENEVA LAKES HEALTHCARE & REHAB CENTER			4	100%	4
WHEELER LABORATORY		3	1	25%	4
SANFORD SOUTH UNIVERSITY		4			4
MEDEXPRESS - NEWARK		4			4
MIAMI COMMUNITY HEALTH CENTER INC		1	3	75%	4
MIAMI MEDICAL CONSULTANT PA			4	100%	4
MD NOW URGENT CARE - DELRAY WEST			4	100%	4
AHC Decatur County		4			4
CAPTAIN JAMES A. LOVELL FEDERAL HEALTHCARE CENTER			4	100%	4
INTEGRATED FAMILY MEDICAL CENTER			4	100%	4
SJH			4	100%	4
SEBRING PEDIATRICS LLC			4	100%	4
BIG BEND HOSPICE INC		4			4
FLORIDA HEALTH CARE PLANS STIRLING CENTER			4	100%	4
MINUTECLINIC DIAGNOSTIC OF VIRGINIA		4			4
NEWPATH DIAGNOSTICS		4			4
PELICAN LANDING		1	3	75%	4
DOTHAN PEDIATRIC CLINIC			4	100%	4
MEDEXPRESS URGENT CARE - MBURG COMMONS		4			4
Millennium Nursing & Rehab Center		4			4
THONOTOSASSA COMMUNITY HEALTH CENTER		1	3	75%	4
REHABILITATION CENTER OF WINTER PARK,THE			4	100%	4
CVS NC3516POCT WINSTON SALEM		4			4
MEASE CONTINUING CARE		2	2	50%	4
FHCP – ORMOND BEACH			4	100%	4
PRIMECARE		2	2	50%	4
MAILBOX DIAGNOSTICS		2	2	50%	4
SOUTH FLORIDA FAMILY HEALTH & RESEARCH CTR			4	100%	4
WHITE WILSON MEDICAL CENTER NEPHROLOGY			4	100%	4
MINUTECLINIC DIAGNOSTIC OF NEVADA #87		2	2	50%	4
LAFAYETTE NURSING AND REHAB			4	100%	4
BAPTIST HEALTH MEDICAL CENTER			4	100%	4
COURTYARD GARDENS OF BOYNTON BEACH, LLC		1	3	75%	4
ALVARO J DANGOND MD PA		4			4
Heartland of Boynton Beach			4	100%	4
MINUTECLINIC DIAGNOSTIC OF NORTH CAROLINA PC #5341		3	1	25%	4
COVENIENT CARE MEDICAL CLINIC			4	100%	4
CELAL GUROL ERBAY, MD			4	100%	4
MEDEXPRESS URGENT CARE - MARKHAM STREE		3	1	25%	4

COVID-19: testing by laboratory

Data through Jan 22, 2021 verified as of Jan 23, 2021 at 09:25 AM

Data in this report are provisional and subject to change.

The numbers in the table below represent the number of Florida and non-Florida residents for whom test results were received by the Department of Health. A person can be tested by more than one laboratory and can have both positive and negative results. **Therefore, the sum of the numbers in each column will be larger than the total number of people tested.**

Reporting lab	Inconclusive	Negative	Positive	Percent positive	Total
CVS MINUTE CLINIC DIAGNOSTIC PA #3060		3	1	25%	4
DISCOVERY VILLAGE AT DEERWOOD			4	100%	4
FISHERMEN'S HOSPITAL			4	100%	4
VITRO MOLECULAR LABORATORIES			4	100%	4
GUTHRIE MEDICAL GROUP - CORNING		3	1	25%	4
L3HARRIS FAMILY MEDICAL CENTER			4	100%	4
CENTERPLACE HEALTH, INC			4	100%	4
MINUTECLINIC DIAGNOSTIC OF TN PC #643		2	2	50%	4
EXPRESS CARE OF TAMPA BAY LLC		2	2	50%	4
BIRMINGHAM VAMC		1	3	75%	4
LEON MEDICAL CENTERS, LLC			4	100%	4
MEDEXPRESS URGENT CARE - KOKOMO		4			4
HNL LAB MEDICINE		3	1	25%	4
PANCARE HEALTH - ALTHA PUBLIC			4	100%	4
MINUTECLINIC DIAGNOSTIC OF TN PC #442		4			4
WALGREENS #07034		4			4
VENICE GREEN VILLAGE		3	1	25%	4
THE DOCTORS CENTER HEALTHCARE-SOUTHSIDE		1	3	75%	4
MEDEXPRESS URGENT CARE - TARENTUM		4			4
DEPARTMENT OF HEALTH AND HUMAN SERVICES		2	2	50%	4
FLORIDA HEALTHCARE OF ORLANDO			4	100%	4
MEDEXPRESS URGENT CARE - CLARKSBURG		4			4
MEDEXPRESS URGENT CARE - CULPEPER		4			4
BIOTEST PLASMA CENTER		4			4
MINUTECLINIC, LLC #1796		3	1	25%	4
PM PEDIATRICS OF SELDEN		3	1	25%	4
PHYSICIANS IMMEDIATE CARE ELGIN			4	100%	4
SONIC REFERENCE LABORATORY			4	100%	4
KIMBERLY J HENDERSON MD PC		3	1	25%	4
PANCARE HEALTH - PONCE DE LEON			4	100%	4
MEDEXPRESS URGENT CARE - LOGAN		4			4
MD ANDERSON			4	100%	4
PARADIGM LABORATORIES			4	100%	4
OHIO DEPARTMENT OF HEALTH			4	100%	4
GENUS DIAGNOSTICS			4	100%	4
AFFINITY URGENT CARE			4	100%	4
MARION AND BERNARD L SAMSON NURSING CENTER			4	100%	4
DYNAMIC HEALTH CENTERS INC		2	2	50%	4
CAREATC, INC.			4	100%	4
MEDEXPRESS URGENT CARE - FORT WORTH S		3	1	25%	4
BARTON MEMORIAL HOSPITAL		3	1	25%	4
Sunrise Health and Rehabilitation Center			4	100%	4
SOMA MEDICAL CENTER, PA #4 FLORIDA MANGO			4	100%	4
MEDEXPRESS URGENT CARE - YORK		1	3	75%	4
ORLANDO ORTHOPAEDIC OUTPATIENT SURGERY CENTER		1	3	75%	4
ENTRUST IMMEDIATE CARE			4	100%	4
DIAGNOSTECHS		4			4

COVID-19: testing by laboratory

Data through Jan 22, 2021 verified as of Jan 23, 2021 at 09:25 AM

Data in this report are provisional and subject to change.

The numbers in the table below represent the number of Florida and non-Florida residents for whom test results were received by the Department of Health. A person can be tested by more than one laboratory and can have both positive and negative results. **Therefore, the sum of the numbers in each column will be larger than the total number of people tested.**

Reporting lab	Inconclusive	Negative	Positive	Percent positive	Total
OKLAHOMA STATE DEPARTMENT OF HEALTH-PUBLIC HEALTH LABORATORY			4	100%	4
MC DIAGNOSTIC OF CONNECTICUT, PC #1043		4			4
APEX HOME HEALTH CARE		4			4
TRUE HEALTH- HOFFNER		3	1	25%	4
CELEBRATION PEDIATRICS			4	100%	4
PHYSICIANS IMMEDIATE CARE AURORA			4	100%	4
PEACEHEALTH LABORATORIES		3	1	25%	4
IMIC INC RESEARCH			4	100%	4
PANCARE HEALTH YOUNGSTOWN			4	100%	4
COMPASSION PEDIATRICS			4	100%	4
MINUTECLINIC DIAG OF IND LLC #8651		3	1	25%	4
REFUGE A HEALING PLACE, THE			4	100%	4
OKLAHOMA STATE UNIVERSITY DIAGNOSTIC LAB			4	100%	4
OCHSNER MEDICAL CENTER			4	100%	4
MEDEXPRESS URGENT CARE - WEIRTON		4			4
A & R RESEARCH GROUP			4	100%	4
PALM BEACH CANCER INSTITUTE			4	100%	4
GRAND VILLA OF ORMOND BEACH		2	2	50%	4
FLAGLER HEALTH SERVICES INC			4	100%	4
MARSHALL MEDICAL CENTER SOUTH LAB		3	1	25%	4
ADVENTHEALTH CENTRA CARE PONCIANA		1	3	75%	4
NORTHSIDE HOSPITAL ATLANTA		3	1	25%	4
MINUTECLINIC DIAGNOSTIC OF MAINE, LLC		2	2	50%	4
DEPARTMENT OF HEALTH AND HUMAN SERVICES STATE OF NEW HAMPSHIRE			4	100%	4
MEDEXPRESS - NEW CASTLE, DUPONT HWY		4			4
MINUTE CLINIC OF KANSAS PA		1	3	75%	4
FORSYTH HOUSE			4	100%	4
NEMOURS CHILDREN'S CLINIC			4	100%	4
SANDGATE GARDENS REHAB & NURSING CENTER		3	1	25%	4
PHYSICIANS FOR CHILDREN			4	100%	4
NAVAL MEDICAL CENTER SAN DIEGO			4	100%	4
URGENT CARE - OCONEE		2	2	50%	4
PM PEDIATRICS OF BAYSIDE PLLC		4			4
Life Care Center of Orlando			4	100%	4
CELERION			4	100%	4
MINUTECLINIC DIAGNOSTICS OF IND, LLC		4			4
CHILDREN'S MEDICAL GROUP		4			4
MINUTECLINIC DIAGNOSTIC OF ILLINOIS LL		4			4
ENCOMPASS HEALTH REHABILITATION HOSPITAL OF LARGO		3	1	25%	4
CRESTAR LABS		2	2	50%	4
CVA MINUTE CLINIC DIAGNOSTIC OF VIRGINIA, LLC		4			4
MEDEXPRESS URGENT CARE, FAIRMONT		4			4
EXPRESS TESTING-ONE			4	100%	4
MEDEXPRESS URGENT CARE LAVALE		4			4
HEALTHY MINORS PEDIATRIC URGENT CARE		4			4
BROWNE MEDICAL LLC		3	1	25%	4
CAPITAL HEALTH LABORATORY INC			4	100%	4

COVID-19: testing by laboratory

Data through Jan 22, 2021 verified as of Jan 23, 2021 at 09:25 AM

Data in this report are provisional and subject to change.

The numbers in the table below represent the number of Florida and non-Florida residents for whom test results were received by the Department of Health. A person can be tested by more than one laboratory and can have both positive and negative results. **Therefore, the sum of the numbers in each column will be larger than the total number of people tested.**

Reporting lab	Inconclusive	Negative	Positive	Percent positive	Total
MEDEXPRESS URGENT CARE - BLUEFIELD		3	1	25%	4
Walker BaptistMedCtr		3	1	25%	4
VITAL CARE URGENT CARE			4	100%	4
WESLEY CHAPEL INTERNAL MEDICINE AND PEDIATRICS			4	100%	4
MEDEXPRESS URGENT CARE - MOUNTAIN HOME		3	1	25%	4
INTERMARKET FACILITY			4	100%	4
GENEVA GENERAL HOSPITAL LABORATORY		3	1	25%	4
MEDEXPRESS - COLLINSVILLE BELT LINE		3	1	25%	4
PHYSICIANS REGIONAL MEDICAL CTR - COLLIER BLVD			4	100%	4
DIAGNOSTIC & MEDICAL SPECIALISTS OF GREENWICH		2	2	50%	4
SOUTHERN LABORATORY SERVICES OF NWF		4			4
LATCHER LABORATORY OF A O FOX MEMORIAL		2	2	50%	4
EP LTC PHARMACY		3	1	25%	4
Crowne Health Care of Montgomery		4			4
DEPARTMENT OF PATHOLOGY ROME MEMORIAL		3	1	25%	4
HELIX KH UC			4	100%	4
DEPARTMENT OF HEALTH/ NEW YORK			4	100%	4
COMPUNET CLINICAL LAB			4	100%	4
BAYLOR ESOTERIC AND MOLECULAR LAB			4	100%	4
ADVENT HEALTH - TUSKAWILLA		4			4
FLORENCE - HUNTSVILLE HOSPITAL URGENT CARE		3	1	25%	4
DEVEREUX FLORIDA CHILDRENS CENTER			4	100%	4
GULF COAST PEDIATRICS OF SARASOTA PA		1	3	75%	4
ADULT MEDICINE OF LAKE COUNTY INC			4	100%	4
NOVADX		2	2	50%	4
ADVENTHEALTH MEDICAL GROUP MULTISPECIALTY			4	100%	4
MINUTECLINIC MINUTECLINIC #8505		2	2	50%	4
SIGNATURE CARE MONTROSE		2	2	50%	4
MINUTECLINIC DIAGNOSTIC OF TN PC #6363		4			4
BETHPAGE EXTENDED HOURS CENTER		4			4
DISCOVERY VILLAGE AT STUART		1	3	75%	4
MEDEXPRESS URGENT CARE HUNTINGTON		4			4
SOUTHWESTERN REGIONAL MEDICAL CENTER - TULSA		4			4
DYNACARE LABORATORIES			4	100%	4
CARENOW URGENT CARE-HERMITAGE			4	100%	4
ARCPPOINT LABS OF FORT LAUDERDALE, FL CENTRAL		1	3	75%	4
DERMATOLOGY SPECIALISTS OF FL - DR. JON WARD			4	100%	4
DES PLAINES CLINICAL LAB		2	2	50%	4
Park Ridge Nursing Center		3	1	25%	4
LIFE CARE HOME HEALTH SERVICES LLC		1	3	75%	4
MEMORIAL HEALTH CARE SYSTEMS			4	100%	4
MINUTECLINIC #2860		3	1	25%	4
MEDEXPRESS URGENT CARE - FREDERICK		4			4
CAREWELL 202			4	100%	4
MARSHFIELD LABORATORIES			4	100%	4
HOME DOCS		2	2	50%	4
LAKE CONWAY URGENT CARE LLC		2	2	50%	4

COVID-19: testing by laboratory

Data through Jan 22, 2021 verified as of Jan 23, 2021 at 09:25 AM

Data in this report are provisional and subject to change.

The numbers in the table below represent the number of Florida and non-Florida residents for whom test results were received by the Department of Health. A person can be tested by more than one laboratory and can have both positive and negative results. **Therefore, the sum of the numbers in each column will be larger than the total number of people tested.**

Reporting lab	Inconclusive	Negative	Positive	Percent positive	Total
MINUTE CLINIC DIAGNOSTIC OF PENNSYLVANIA		4			4
MINUTECLINIC DIAGNOSTIC OF OKLAHOMA		3	1	25%	4
FAMILY MEDICINE AT WATERMAN		4			4
THE RETREAT AT PORT ORANGE			4	100%	4
CONSULATE HEATH CARE AT WEST ALTAMONTE			4	100%	4
REDMED OF CROSSTOWN		1	3	75%	4
West Gate Village, LLC		4			4
COMPASSION PEDIATRIC URGENT CARE LLC			4	100%	4
Advanced Care Center			4	100%	4
UNIVERSITY OF WASHINGTON MEDICAL CENTER (UWMC) EMERGENCY DEPT.			4	100%	4
MEDICAL PAVILION CLINIC			4	100%	4
MEDEXPRESS URGENT CARE - PRINCETON		4			4
MEDEXPRESS URGENT CARE PLEASANT HILLS		3	1	25%	4
CLINICAL LABORATORIES OF THE BUFFALO		3	1	25%	4
ADVENTHEALTH NEW SMYRNA BEACH COMMUNITY HEALTH			4	100%	4
VIDANT MEDICAL CENTER			4	100%	4
LEMOYNE COLLEGE WELLNESS CENTER FOR		4			4
MINUTECLINIC DIAGNOSTIC OF ILLINOIS		3	1	25%	4
Health Care Center of Jacksonville			4	100%	4
KETTERING HEALTH			4	100%	4
VRL LABORATORIES			4	100%	4
MEDICINE SHOPPE #1306 THE		3	1	25%	4
MEMORIAL HEALTHCARE SYSTEM		1	3	75%	4
CAYUGA COUNTY HEALTH DEPARTMENT		3	1	25%	4
FLORIDA CANCER SPECIALISTS AND RESEARCH		2	2	50%	4
RELIANT ACUTE CARE			4	100%	4
DTR LABS		3	1	25%	4
OMNICARE PHARMACY OF TEXAS 1		4			4
PHYSICIANS QUALITY CARE			4	100%	4
KENTUCKY CABINET FOR HEALTH AND FAMILY SERVICES			4	100%	4
UNION CITY MANOR NURSING CENTER		4			4
Grace Rehabilitation of Vero Beach		4			4
HEALTH AND WELLNESS CENTER			4	100%	4
TRIDENT BIOMETRICS		3	1	25%	4
HARBOUR ISLAND PEDIATRICS LLC			3	100%	3
BNC Medical Investors, LLC Berrien Nursing & Rehabilitation Center		3			3
CVS TX7821POCT LEAGUE CITY		3			3
DOCTORS HOSPITAL RENAISSANCE			3	100%	3
Hunterdon Medical Center Laboratory		3			3
ANN STORCK CENTER INC		3			3
MINUTECLINIC DIAGNOSTIC OF TEXAS LLC		2	1	33%	3
Nashville Central Laboratory		3			3
MEDICAL UNIVERSITY SC HOSPITAL			3	100%	3
EXETER HOSPITAL		3			3
MONTANA DEPARTMENT OF PUBLIC HEALTH & HUMAN SERVICES			3	100%	3
PALMS WEST HOSPITAL			3	100%	3
SOFTLAB			3	100%	3

COVID-19: testing by laboratory

Data through Jan 22, 2021 verified as of Jan 23, 2021 at 09:25 AM

Data in this report are provisional and subject to change.

The numbers in the table below represent the number of Florida and non-Florida residents for whom test results were received by the Department of Health. A person can be tested by more than one laboratory and can have both positive and negative results. **Therefore, the sum of the numbers in each column will be larger than the total number of people tested.**

Reporting lab	Inconclusive	Negative	Positive	Percent positive	Total
CVS MINUTE CLINIC DIAGNOSTIC		3			3
MINUTECLINIC DIAGNOSTIC OF MICHIGAN, P		3			3
REGIONAL MEDICAL LAB			3	100%	3
MINUTECLINIC DIAGNOSTIC OF TN PC #240		3			3
BRADENTON PHYSICIAN MEDICAL CENTER			3	100%	3
MEDEXPRESS URGENT CARE-HERSHEY		2	1	33%	3
MUNSON MEDICAL CENTER			3	100%	3
Kroger 635 - The Little Clinic Dacula		3			3
CROSSVILLE MEDICAL GROUP		1	2	67%	3
TARRANT COUNTY PUBLIC HEALTH		3			3
QUICK CARE MED WALK IN AND URGENT CARE			3	100%	3
ST LUKES HOSPITAL LABORATORY		2	1	33%	3
MEDEXPRESS URGENT CARE - WHEELING		2	1	33%	3
Westside Terrace		3			3
ADVANCED PEDIATRICS OF BOCA LLC			3	100%	3
NEOGENOMICS LABORATORIES, INC		3			3
MINUTECLINIC, DIAGNOSTIC OF TEXAS, LL		3			3
BROOKDALE SENIOR LIVING			3	100%	3
MINUTECLINIC, LLC #5707		3			3
SHANDS AT LAKE SHORE LAB		1	2	67%	3
NC STATE LABORATORY OF PUBLIC HEALTH		3			3
SARASOTA PERSONAL MEDICINE		2	1	33%	3
CORTLAND REGIONAL MEDICAL CENTER		3			3
LOYOLA UNIVERSITY MEDICAL CENTER LABORATORY			3	100%	3
ROAN DRUG COMPANY LLC		3			3
ST. LUKE'S HOSPITAL - BETHLEHEM CAMPUS		1	2	67%	3
ORLANDO CLINICAL RESEARCH CENTER		3			3
OPTUM PRIMARY CARE - SILVER LAKES			3	100%	3
FRESENIUS MEDICAL CARE			3	100%	3
LAURELLWOOD NURSING CENTER		1	2	67%	3
CORNERSTONE PEDIATRICS			3	100%	3
CALIFORNIA DEPARTMENT OF PUBLIC HEALTH			3	100%	3
FLORIDA MEDICAL ASSOCIATES LLC			3	100%	3
SUN TERRACE HEALTH CARE CENTER			3	100%	3
MINUTECLINIC DIAGNOSTIC OF SC, LLC #7		2	1	33%	3
JS HEALTHCARE		2	1	33%	3
LOUISIANA DEPT. OF HEALTH AND HOSPITALS-INFECTIOUS DISEASE EPI SECTION			3	100%	3
NEWSTAR MEDICAL LABORATORIES		3			3
SISD EMPLOYEE HEALTH CLINIC			3	100%	3
MORGAN STANLEY HEALTH CENTER		3			3
MID FLORIDA CLINICAL LABORATORY		2	1	33%	3
BEEBE MEDICAL CENTER LABORATORY		3			3
MINUTECLINIC LLC #5176			3	100%	3
MEDEXPRESS URGENT CARE - SUMMERSVILLE, WEBSTER RD		3			3
THE PATHOLOGY LABORATORY		1	2	67%	3
MINUTECLINIC DIAGNOSTIC OF RHODE ISLAN		3			3
MARION COUNTY FIRE RESCUE		3			3

COVID-19: testing by laboratory

Data through Jan 22, 2021 verified as of Jan 23, 2021 at 09:25 AM

Data in this report are provisional and subject to change.

The numbers in the table below represent the number of Florida and non-Florida residents for whom test results were received by the Department of Health. A person can be tested by more than one laboratory and can have both positive and negative results. **Therefore, the sum of the numbers in each column will be larger than the total number of people tested.**

Reporting lab	Inconclusive	Negative	Positive	Percent positive	Total
GENTLE HANDS MOBILE PHLEBOTOMY			3	100%	3
MEDEXPRESS URGENT CARE SHADYSIDE		3			3
CULLMAN REGIONAL URGENT CARE		2	1	33%	3
HARLEM HOSPITAL CENTER		3			3
PPD - IXLAYER		3			3
HIALEAH SHORES NURSING AND		2	1	33%	3
MEDEXPRESS URGENT CARE - WILKES BARRE		2	1	33%	3
WEST TN HEALTH MED NORTH		3			3
JUPITER CLINIC			3	100%	3
PINELLAS POINT NURSING AND REHAB			3	100%	3
NORTH PINELLAS CHILDRENS MEDICAL CENTER INC			3	100%	3
GARCIA MORALES NELSON			3	100%	3
MEDEXPRESS URGENT CARE - WAXAHACHIE, N HIGHWAY 77		1	2	67%	3
PUBLIC HEALTH TRUST OF MIAMI DADE COUNTY			3	100%	3
BAPTIST PRIMARY CARE, INC.		2	1	33%	3
UNIVERSITY OF KANSAS MEDICAL CENTER			3	100%	3
MEDEXPRESS URGENT CARE - WICHITA, S SENECA ST		1	2	67%	3
PROMPT CARE OF CENTRAL FLORIDA LLC			3	100%	3
MEDEXPRESS URGENT CARE-SCOTT TOWNSHIP		3			3
Lakeview Village		3			3
TIFTON CARECONNECT URGENT CARE			3	100%	3
CTRS			3	100%	3
NORTH BROWARD HOSPITAL DISTRICT HEALTHCARE FOR THE HOMELESS			3	100%	3
FLAGLER FAMILY MEDICINE PA			3	100%	3
MEDEXPRESS URGENT CARE - NORTH LITTLE		2	1	33%	3
MEDICAL SERVICES OF AMERICA HOME HEALTH		3			3
OCCUPATIONAL HEALTH CENTERS OF THE SOUTHWEST PA		3			3
CVS RI1717POCT 1 CVS DR			3	100%	3
ASPEN VALLEY HOSPITAL			3	100%	3
MEDEXPRESS URGENT CARE - HOLLINS		3			3
CLEARWATER		2	1	33%	3
MASSASHUSETTS STATE LAB INSTITUTE		1	2	67%	3
TMH PHYSICIAN PARTNERS BLOUNTSTOWN			3	100%	3
INSPIRA MEDICAL CENTER VINELAND LAB		2	1	33%	3
OHIO DEPARTMENT OF HEALTH LABORATORY		2	1	33%	3
SPRING LAKE REHABILITATION CENTER			3	100%	3
JOHNNIE RUTH CLARKE LAB			3	100%	3
UNC HOSPITAL/MCLENDON CLINICAL LABORATORIES			3	100%	3
PENSACOLA PEDIATRICS PA - TIGER POINT			3	100%	3
FELICIDAD MEDICAL CENTER INC			3	100%	3
SUMTER COUNTY HEALTH DEPARTMENT			3	100%	3
STRINGFELLOW MEMORIAL HOSPITAL		3			3
Kroger 124 - The Little Clinic University		3			3
DIXIE COUNTY EMERGENCY SERVICES			3	100%	3
JACKSON SOUTH COMMUNITY HOSPITAL LAB			3	100%	3
LITTLE SPURS PEDIATRIC URGENT CARE		1	2	67%	3
UNIVERSITY OF MIAMI / SCCC RESEARCH LABORATORY			3	100%	3

COVID-19: testing by laboratory

Data through Jan 22, 2021 verified as of Jan 23, 2021 at 09:25 AM

Data in this report are provisional and subject to change.

The numbers in the table below represent the number of Florida and non-Florida residents for whom test results were received by the Department of Health. A person can be tested by more than one laboratory and can have both positive and negative results. **Therefore, the sum of the numbers in each column will be larger than the total number of people tested.**

Reporting lab	Inconclusive	Negative	Positive	Percent positive	Total
LEXINGTON MEDICAL CENTER		1	2	67%	3
MEDFIRST URGENT CARE			3	100%	3
CVS MA394POCT SEEKONK		3			3
SSM HEALTH ST LOUIS MICROBIOLOGY LABORATORY		1	2	67%	3
SURETOX LABORATORY LLC		2	1	33%	3
TAYLOR MANOR		1	2	67%	3
FAMILY MEDICINE AT WINTER PARK			3	100%	3
IVY CREEK URGENT CARE OF ENTERPRISE			3	100%	3
MICHIGAN HEALTH CLINIC LABORATORIES		2	1	33%	3
PANCARE HEALTH - KATE SMITH ELEMENTARY		1	2	67%	3
COOPER UNIVERSITY HOSPITAL LABORATORY		2	1	33%	3
PLAINVIEW PRIMARY CARE		3			3
THOMAS LANGLEY			3	100%	3
TIEHH BIOTERRORISM RESPONSE LAB			3	100%	3
LIFEHOPE LABS			3	100%	3
VIRGINIA DIVISION OF CONSOLIDATED LABORATORIES			3	100%	3
FLORIDA LABORATORY ANALYSIS, LLC			3	100%	3
STATCARE URGENT & WALK IN MEDICAL CARE		2	1	33%	3
MPG JACKSONVILLE ATLANTIC BLVD		1	2	67%	3
ALABAMA DEPT PUBLIC HEALTH			3	100%	3
NORTHWEST FLORIDA CLINICAL LAB		1	2	67%	3
COMMUNITY MEDICAL CENTER			3	100%	3
WALGREENS #07502		3			3
NEMOURS CHILDRENS PRIMARY CARE MAITLAND			3	100%	3
NORTH DAKOTA DEPT OF HEALTH MICROBIOLOGY		1	2	67%	3
PEDIATRICS IN BREVARD-COCOA BEACH		2	1	33%	3
ALLIED PHYSICIANS GROUP PLLC		3			3
LEWIS COUNTY MANOR		3			3
US SPECIALTY LABS			3	100%	3
SOUTH COUNTY MENTAL HEALTH CENTER INC			3	100%	3
ADVENT HEALTH - TIMBERRIDGE ER		2	1	33%	3
LISTENING DOCTOR PLLC, THE			3	100%	3
FHPG FAMILY MEDICAL CENTER OF TAMPA BAY		1	2	67%	3
WELLMED AT APOLLO BEACH BLVD		1	2	67%	3
CARENOW-ATASCOCITA			3	100%	3
MINUTE CLINIC DIAG OF IND LLC #8674		3			3
TERRACE OF ST CLOUD, THE		2	1	33%	3
LUVERNE HEALTH AND REHABILITATION		3			3
PEDIATRICS AND ADOLESCENT MEDICINE		2	1	33%	3
PEDIATRICS BY THE SEA JOG RD OFFICE			3	100%	3
VELOCITY CARE			3	100%	3
KEY WEST URGENT CARE, INC		3			3
UNIVERISTY OF MIAMI			3	100%	3
WINTER PARK INTERNAL MEDICINE MD PA		2	1	33%	3
ROANE MEDICAL CENTER		2	1	33%	3
SOMA MEDICAL CENTER PA #3			3	100%	3
WILSON PEDIATRICS			3	100%	3

COVID-19: testing by laboratory

Data through Jan 22, 2021 verified as of Jan 23, 2021 at 09:25 AM

Data in this report are provisional and subject to change.

The numbers in the table below represent the number of Florida and non-Florida residents for whom test results were received by the Department of Health. A person can be tested by more than one laboratory and can have both positive and negative results. **Therefore, the sum of the numbers in each column will be larger than the total number of people tested.**

Reporting lab	Inconclusive	Negative	Positive	Percent positive	Total
MERCY URGENT CARE			3	100%	3
NORTH SHORE HOSP. INFECTION CONTROL			3	100%	3
CARESPOT-WELLINGTON			3	100%	3
ADVENT HEALTH - CENTRAL PASCO ER			3	100%	3
Cleveland Clinic Weston			3	100%	3
MINUTECLINIC, LLC #05814		3			3
PRISMA HEALTH MIDLANDS			3	100%	3
MEDEXPRESS URGENT CARE-PASADENA		3			3
SCIENTIFIC LABORATORY DIVISION			3	100%	3
Mill Valley Care Center		3			3
CRANES VIEW LODGE			3	100%	3
PARRISH MEDICAL CENTER-WAIVED TESTING		3			3
CVS MINUTE CLINIC DIAG OF IND LLC #5206		2	1	33%	3
MEDEXPRESS URGENT CARE GREENSBURG		2	1	33%	3
MEADOWS AT CYPRESS GARDENS, THE		3			3
CAMPAZZI CONCIERGE MEDICAL SERVICES		2	1	33%	3
VIRTUA MEMORIAL HOSPITAL BURLINGTON COUNTY		1	2	67%	3
MINUTECLINIC DIAG OF IND, LLC #6483		1	2	67%	3
ALLIANCE FOR MULTISPECIALTY RESEARCH		3			3
CVS MINUTE CLINIC DIAGNOSTIC OF TEXAS		3			3
MINUTECLINIC LLC (1435)		3			3
ACCESS HEALTH CARE		2	1	33%	3
ERIE COUNTY PUBLIC HEALTH CLINICAL		3			3
CUMBERLAND MEDICAL CENTER INC		3			3
FHPG TAMPA PRIMARY CARE			3	100%	3
ESTERO FIRE RESCUE		3			3
BROOKDALE OAKBRIDGE		1	2	67%	3
ELITE PRIMARY CARE OF WAYCROSS			3	100%	3
UNITY HEALTH AND REHABILITATION CENTER			3	100%	3
Centrastate Medical Center		2	1	33%	3
BAPTIST OUTPATIENT SERVICES			3	100%	3
RICHMOND CITY DEPARTMENT OF PUBLIC HEALTH			3	100%	3
AUSTIN PUBLIC HEALTH			3	100%	3
GLADES COUNTY DETENTION CENTER			3	100%	3
ASSOCIATES IN MEDICINE		1	2	67%	3
MINUTECLINIC, LLC #7139		3			3
CVS SC3838POCT ANDERSON		3			3
PROPATH			3	100%	3
VICAR'S LANDING NURSING HOME		2	1	33%	3
SUMMIT MEDICAL GROUP - WEST ORANGE		3			3
Bainbridge Health and Rehab		3			3
MEDIC INFUSION PA		3			3
FLORIDA DEPARTMENT OF HEALTH IN MIAMI DADE COUNTY		2	1	33%	3
MEDICAL CENTER ENTERPRISE			3	100%	3
MEDLAB INC		3			3
ADVANCED PEDIATRICS			3	100%	3
DACH MAIN LAB			3	100%	3

COVID-19: testing by laboratory

Data through Jan 22, 2021 verified as of Jan 23, 2021 at 09:25 AM

Data in this report are provisional and subject to change.

The numbers in the table below represent the number of Florida and non-Florida residents for whom test results were received by the Department of Health. A person can be tested by more than one laboratory and can have both positive and negative results. **Therefore, the sum of the numbers in each column will be larger than the total number of people tested.**

Reporting lab	Inconclusive	Negative	Positive	Percent positive	Total
MEDEXPRESS URGENT CARE-CHIPPEWA		2	1	33%	3
SPARROW CENTRAL LAB			3	100%	3
SIGNATURE URGENT CARE			3	100%	3
BOLING, STEPHANIE		3			3
COASTAL LABORATORIES OF FLORIDA			3	100%	3
SAVANNAH COVE		3			3
FAMILY TREE MEDICAL GROUP PA		2	1	33%	3
TMH PHYSICIAN PARTNERS SOUTHWOOD			3	100%	3
USCG SECTOR ST PETE		1	2	67%	3
HEALTHCARE NETWORK OF SOUTHWEST FLORIDA			3	100%	3
MED FUSION			3	100%	3
ST. PETERSBURG PEDIATRICS			3	100%	3
Magnolia Health and Rehab Center			3	100%	3
ORCHID COVE DAYTONA			3	100%	3
CARENOW URGENT CARE - CENTRAL AUSTIN			3	100%	3
MINUTECLINIC DIAG OF IND LLC #6840		3			3
NORTH NAPLES HOSPITAL RESPIRATORY THERAPY DEPARTMENT			3	100%	3
NYC PUBLIC HEALTH LABS			3	100%	3
VA OUTPATIENT CLINIC-NEW PORT RICHEY			3	100%	3
PREMIER FAMILY AND SPORTS MEDICINE		2	1	33%	3
LIZS ADULT CARE		3			3
SEMINOLE FAMILY HEALTH CENTER		3			3
QUATRACOR PLLC		3			3
MINUTECLINIC DIAGNOSTIC OF OHIO #7790		1	2	67%	3
ASCENDI HOME HEALTH AGENCY INC			3	100%	3
MORTON PLANT NORTH BAY HOSPITAL			3	100%	3
MINUTECLINIC DIAGNOSTIC MED GRP OF SAN		3			3
Bethany Health and Rehab		3			3
GYN PATH SERVICES			3	100%	3
CELEBRATION PEDIATRICS PA			3	100%	3
LEESBURG COMMUNITY HEALTH CENTERS			3	100%	3
MOBIL LAB FOR ALL INC		3			3
CVS SC7396POCT NORTH MYRTLE BEACH		3			3
HARBOUR'S EDGE		2	1	33%	3
OPENTRONS PRL		2	1	33%	3
MARYLAND STATE DEPT OF HEALTH	2		1	33%	3
LIFE CARE CENTER OF SKAGIT VALLEY		3			3
STONE CLINICAL LABORATORIES OF FL LLC		3			3
ADVENT HEALTH MEDICAL GROUP FAMILY MEDICINE			3	100%	3
SUMNER REGIONAL MEDICAL CENTER		2	1	33%	3
ADVANCED HEART CARE OF SOUTH FLORIDA		3			3
MOULTRIE CREEK NURSING AND REHAB			3	100%	3
BRANDON REGIONAL EMERGENCY CTR			3	100%	3
SIGNATURE CARE PFLUGERVILLE			3	100%	3
Rutgers Health Rwj University Hospital - Laboratory		2	1	33%	3
CGH MEDICAL CENTER			3	100%	3
MEDEXPRESS URGENT CARE - WALDORF, CRAIN HWY		3			3

COVID-19: testing by laboratory

Data through Jan 22, 2021 verified as of Jan 23, 2021 at 09:25 AM

Data in this report are provisional and subject to change.

The numbers in the table below represent the number of Florida and non-Florida residents for whom test results were received by the Department of Health. A person can be tested by more than one laboratory and can have both positive and negative results. **Therefore, the sum of the numbers in each column will be larger than the total number of people tested.**

Reporting lab	Inconclusive	Negative	Positive	Percent positive	Total
RIVER CITY MEDICAL ASSOCIATES INC			3	100%	3
PRINCETON BMC LABORATORY		3			3
CENTRAL DUPAGE HOSPITAL			3	100%	3
PATHOLOGY REFERENCE LAB LLC			3	100%	3
Broadview Multi-Care Center		3			3
KISSIMMEE URGENT CARE		3			3
CVS TN5601POCT LENOIR CITY		3			3
VILLAGES HEALTH, THE		3			3
CVS TN2179POCT MURFREESBORO		3			3
COMMUNICABLE DISEASE CONTROL/PUBLIC HEALTH EMERGENCY PREPAREDNESS			3	100%	3
LEE CONVENIENT CARE AT SUMMERLIN			3	100%	3
MEDFUSION		2	1	33%	3
MINUTECLINIC, LLC, DBA MINUTECLINIC #6		3			3
CVS NY4098030POCT NEW YORK		3			3
ADVICE FOR OPTIMAL WELLNESS, INC			3	100%	3
RHEA MEDICAL CENTER		3			3
RAPID CITY RUGENT CARE			3	100%	3
PM PEDIATRICS OF SELDEN PLLC		3			3
MINUTE CLINIC DIAGNOSTIC OF SOUTH CAROLINA		2	1	33%	3
FAMILY MEDICINE MEDICAL DRIVE		3			3
WINDER NURSING INC DBA WINDER HEALTH CARE		3			3
PINELLAS PARK HEALTH CENTER - PINELLAS CHD		1	2	67%	3
ADVENTHEALTH SEBRING- INFECTION CONTROL DEPARTMENT			3	100%	3
MINUTECLINIC, LLC #4682		2	1	33%	3
ESCO DRUG CO INC		3			3
PHYSICIANS URGENT CARE BERRY FARMS		2	1	33%	3
BAYCARE MEDICAL GROUP, INC		3			3
QUEST DIAGNOSTICS PSC			3	100%	3
MEDEXPRESS URGENT CARE-ARLINGTON		2	1	33%	3
FLORIDA MENTOR-POINT WEST CLUSTER		3			3
CVS HEALTH MINUTE CLINIC			3	100%	3
SCHIFF CENTER FOR LIVER DISEASES		1	2	67%	3
Greystone Health Care Center		3			3
MEDEXPRESS-HOUSTON EAST FWY		1	2	67%	3
FLORIDA HOSPITAL LABORATORIES		3			3
CULLMAN REGIONAL MEDICAL CENTER		2	1	33%	3
State Lab Unspecifd			3	100%	3
UNIVERSITY OF MICHIGAN		2	1	33%	3
FLORIDA GASTROENTEROLOGY ASSOCIATES PA		3			3
HUNT CLUB MEDICAL CARE			3	100%	3
NEMOURS CHILDRENS PRIMARY CARE HORIZON WEST			3	100%	3
FIRST CARE - MIDDLESBORO			3	100%	3
MEDEXPRESS URGENT CARE- FORT WORTH N T		3			3
COASTAL SKIN SURGERY AND DERMATOLOGY PL		3			3
WATSON THERAPEUTICS INC			3	100%	3
HEALTHQUEST, INC		2	1	33%	3
YORK HOSPITAL - LABORATORY			3	100%	3

COVID-19: testing by laboratory

Data through Jan 22, 2021 verified as of Jan 23, 2021 at 09:25 AM

Data in this report are provisional and subject to change.

The numbers in the table below represent the number of Florida and non-Florida residents for whom test results were received by the Department of Health. A person can be tested by more than one laboratory and can have both positive and negative results. **Therefore, the sum of the numbers in each column will be larger than the total number of people tested.**

Reporting lab	Inconclusive	Negative	Positive	Percent positive	Total
ALOHA HOME CARE LLC DBA ACCENTCARE HOME HEALTH OF		3			3
THE CLINIC OF PEDIATRICS & GI MEDICINE, INC			3	100%	3
DEACONESS HOSPITAL			3	100%	3
FLORIDA HOSPITAL PHYSICIANS GROUP		1	2	67%	3
COVENANT PEDIATRICS		1	2	67%	3
CVS OH3393POCT AURORA		2	1	33%	3
MEDEXPRESS URGENT CARE, CHAMBERSBURG		2	1	33%	3
CORTLAND COUNTY HEALTH DEPARTMENT		3			3
MINUTECLINIC DIANOSTIC OF VIRGINA, LL		2	1	33%	3
LAHEY CLINIC MEDICAL CENTER			3	100%	3
NORTHERN LIGHT LABORATORY		1	2	67%	3
HELIX MEDICAL CENTERS		1	2	67%	3
BETH ISRAEL MEDICAL CENTER LABS		3			3
MEDICAL CENTER OF THE ROCKIES			3	100%	3
TREASURE COAST PEDIATRICS PA			3	100%	3
HOUSTON METHODIST HOSPITAL			3	100%	3
MONTEFIORE MEDICAL CENTER LABS MONTEFIORE		2	1	33%	3
ORLANDO REGIONAL HEALTH SERVICES		1	2	67%	3
MEDEXPRESS URGENT CARE - RICHMOND, W BROAD ST		3			3
BETTERMED URGENT CARE			3	100%	3
JOHN T MACKAY MD			3	100%	3
GRAND AVE PHARMACY			3	100%	3
COVID PROCESSING SITE			3	100%	3
ALLIANCE PEDIATRICS PA			3	100%	3
CVS MA2172POCT NORTH GRAFTON		3			3
Life Care Center of Citrus County		2	1	33%	3
PALM BAY URGENT CARE PL		1	2	67%	3
NOVANT HEALTH PRESBYTERIAN		2	1	33%	3
ST MARYS MEDICAL CENTER			3	100%	3
WYOMING DEPT OF HEALTH			3	100%	3
CVS OH6123POCT CINCINNATI		2	1	33%	3
TAMPA		1	2	67%	3
Gulfport Rehabilitation Center			3	100%	3
EMORY BENNETT VETERANS NURSING HOME		3			3
ADVENT HEALTH - WESTCHASE ER			3	100%	3
MONTANA PUBLIC HEALTH LAB			3	100%	3
BRENTWOOD SENIOR LIVING AT ST PETE			3	100%	3
INDIANA STATE DEPARTMENT OF HEALTH LABORATORIES			3	100%	3
ACL LABORATORIES INDUSTRIAL TOXICOLOGY			3	100%	3
MEDEXPRESS URGENT CARE MARTINSBURG		2	1	33%	3
CAREWELL URGENT CARE			3	100%	3
AVANTE AT ORMOND BEACH INC			3	100%	3
MINUTE CLINIC DIAGNOSTIC OF TN PC #64		3			3
NORTHCREST MEDICAL CENTER		1	2	67%	3
CVS GA2470POCT CANTON		3			3
PROHEALTH PRIMARY CARE - GLEN OAKS		3			3
TRUE HEALTH - LAKE UNDERHILL		3			3

COVID-19: testing by laboratory

Data through Jan 22, 2021 verified as of Jan 23, 2021 at 09:25 AM

Data in this report are provisional and subject to change.

The numbers in the table below represent the number of Florida and non-Florida residents for whom test results were received by the Department of Health. A person can be tested by more than one laboratory and can have both positive and negative results. **Therefore, the sum of the numbers in each column will be larger than the total number of people tested.**

Reporting lab	Inconclusive	Negative	Positive	Percent positive	Total
ALLIANCE LABS @LRMC			3	100%	3
WESTPAC LABS INC			3	100%	3
MEDEXPRESS URGENT CARE, BELLE VERNON		3			3
Enterprise Health and Rehabilitation Center		3			3
SENTARA NORFOLK GENERAL HOSPITAL CENTRAL LAB			3	100%	3
LONG ISLAND UNIVERSITY - POST CAMPUS		3			3
MAINE DEPARTMENT OF HEALTH AND HUMAN SERVICES			3	100%	3
MINUTECLINIC DIAG OF IND, LLC #2387		3			3
SMOKY MOUNTAIN URGENT CARE AND FAMILY MEDICINE CENTER			3	100%	3
ONSLOW MEMORIAL HOSPITAL LABORATORY		3			3
TUFTS MEDICAL CENTER			3	100%	3
ST. PETERSBURG PEDIATRICS- 38TH AVENUE			3	100%	3
MANORCARE NURSING & REHABILITATION CENTER-NAPLES		3			3
HELIX LW UC		1	2	67%	3
EMERALD COAST CENTER			3	100%	3
OHIO HEALTH DOCTORS HOSPITAL			3	100%	3
SANFORD MOBILE LAB			3	100%	3
LINCOLN MEDICAL CENTER		3			3
HAVEN CUSTEAD CARE CENTER			3	100%	3
APEX CLINICAL LABORATORIES INC		3			3
MINUTECLINIC DIAGNOSTIC OF NORTH CAROLINA PC #7054		3			3
AVANTE INVERNESS		1	2	67%	3
PATIENT FIRST - ALLENTOWN			3	100%	3
GREATER MOBILE URGENT CARE – SPRINGHILL			3	100%	3
URGENT DOC - URGENT CARE CLINIC			3	100%	3
MONROE COUNTY DEPT OF PUBLIC HEALTH ST		3			3
PREMIER CLINICAL RESEARCH INSTITUTE INC			3	100%	3
CONSOLIDATED LABORATORY SERVICES			3	100%	3
MINUTE CLINIC LLC #5706		2	1	33%	3
REELFOOT FAMILY WALK IN CLINIC		2	1	33%	3
ADRIANA M CASTRO MD PA		3			3
GROVES CENTER			3	100%	3
HARBORCHASE OF STUART			3	100%	3
IOWA DEPARTMENT OF PUBLIC HEALTH			3	100%	3
THE WINDSOR OF OCALA			3	100%	3
BARONESS ERLANGER HOSPITAL		3			3
FOX FAMILY PRACTICE		3			3
MINUTECLINIC DIAGNOSTIC OF OHIO #3407		3			3
AMERICAN SCIENTIFIC LABORATORIES LLC			3	100%	3
MINUTECLINIC DIAGNOSTIC OF WISCONSIN,		3			3
BROOKDALE NEW PORT RICHEY			3	100%	3
Rosedale Green		3			3
TERENCE B MITCHELL MD, INC			3	100%	3
FAMILY TREE DNA			3	100%	3
SUNRISE SENIOR LIVING OF JACKSONVILLE			3	100%	3
HILLVIEW LABORATORY			3	100%	3
MINUTECLINIC DIAGNOSTIC MED GRP OF CA		3			3

COVID-19: testing by laboratory

Data through Jan 22, 2021 verified as of Jan 23, 2021 at 09:25 AM

Data in this report are provisional and subject to change.

The numbers in the table below represent the number of Florida and non-Florida residents for whom test results were received by the Department of Health. A person can be tested by more than one laboratory and can have both positive and negative results. **Therefore, the sum of the numbers in each column will be larger than the total number of people tested.**

Reporting lab	Inconclusive	Negative	Positive	Percent positive	Total
CVS PA1671POCT LANCASTER		3			3
GONZALEZ MD AND ASWAD MD HEALTH SERVICES			3	100%	3
MINUTECLINIC DIAGNOSTIC OF WISCONSIN, LLC		3			3
OHIO CVS STORES		3			3
ADVANCED URGENT CARE OF MARATHON			3	100%	3
MEDICAL CENTER AT OCEAN REEF,THE		2	1	33%	3
MINUTECLINIC, LLC #1431		2	1	33%	3
MEDEXPRESS URGENT CARE - TULSA, S YALE AVE		3			3
GAINESVILLE PEDIATRIC ASSOCIATES			3	100%	3
MAYO		1	2	67%	3
CVS MD1881POCT DUNKIRK		2			2
SOUTH FLORIDA PEDIATRIC PARTNERS			2	100%	2
ALL AMERICAN URGENT CARE			2	100%	2
Warren Center for Rehabilitation and Nursing		2			2
ACCESS RECOVERY SOLUTIONS LLC			2	100%	2
MEDLOGIC, LLC		2			2
HARBORCHASE OF GAINESVILLE			2	100%	2
MIAMI BEACH MEDICAL GROUP LLC			2	100%	2
CVS GA2236POCT WOODSTOCK		2			2
REGIONAL MEDICAL CENTER BAYONET POINT			2	100%	2
GEISINGER MEDICAL CENTER		2			2
CVS GA2147POCT KENNESAW		1	1	50%	2
INSPIRE HEALTHCARE CENTER			2	100%	2
MEDEXPRESS URGENT CARE - LINCOLN VILLA		2			2
SINAI PLAZA NURSING AND REHAB CENTER			2	100%	2
FIRST PREVENTION AND DIALYSIS CENTER LLC			2	100%	2
MOBILE COUNTY HEALTH DEPARTMENT		1	1	50%	2
ORLANDO FAMILY PHYSICIANS INC			2	100%	2
INA		1	1	50%	2
MEASE COUNTRYSIDE HOSPITAL CARDIAC REH			2	100%	2
BENEVA LAKES ASSISTED LIVING CENTER			2	100%	2
MEDSTAR HARBOR HOSPITAL			2	100%	2
Parkside Villa		2			2
UT AUSTIN UNIVERSITY HEALTH SERVICES			2	100%	2
ORLANDO HEALTH PHYSICIAN GROUP			2	100%	2
WARE EXPRESS CARE			2	100%	2
MEDICAL CENTER LABORATORY			2	100%	2
INTERNAL MEDICINE & PEDIATRICS WELLNESS CENTER			2	100%	2
ALVERNO CLINICAL LABORATORIES			2	100%	2
HOLY TRINITY PHARMACY LLC		2			2
WILSON MEMORIAL HOSPITAL			2	100%	2
Oakwood - North Baldwins Center for Living		2			2
CVS IL8747POCT CHICAGO		2			2
MINUTE CLINIC DIAGNOSTIC OF VIRGINIA, LLC #1905		2			2
Hartwell Health and Rehabilitation		2			2
ALASKA PUBLIC HEALTH LAB		1	1	50%	2
CENTRAL FLORIDA FAMILY HEALTH CENTER		2			2

COVID-19: testing by laboratory

Data through Jan 22, 2021 verified as of Jan 23, 2021 at 09:25 AM

Data in this report are provisional and subject to change.

The numbers in the table below represent the number of Florida and non-Florida residents for whom test results were received by the Department of Health. A person can be tested by more than one laboratory and can have both positive and negative results. **Therefore, the sum of the numbers in each column will be larger than the total number of people tested.**

Reporting lab	Inconclusive	Negative	Positive	Percent positive	Total
ADVENTIST HINSDALE HOSPITAL LABORATORY			2	100%	2
PANCARE HEALTH - SNEADS ELEMENTARY			2	100%	2
GOLDSTEIN			2	100%	2
PEACEHEALTH CENTRAL		2			2
SOFTCELL L-FORM LABORATORIES, LLC			2	100%	2
PEACE RIVER MEDICAL CENTER		2			2
NEW YORK STATE DEPARTMENT OF HEALTH		1	1	50%	2
POWERS PEDIATRICS			2	100%	2
MINUTECLINIC DIAG OF IND, LLC #8645		2			2
MINUTECLINIC MINUTECLINIC #4978		1	1	50%	2
ADVENT HEALTH CENTRAL TEXAS		1	1	50%	2
MINUTECLINIC DIAGNOSTIC PA #3344		2			2
COMPLETE HEALTH MEDICAL CENTER			2	100%	2
SOUTH FLORIDA DIALYSIS CENTER			2	100%	2
PM PEDIATRICS OF SELDEN, PLLC		2			2
CITRUS PARK			2	100%	2
Robert Cranfield			2	100%	2
FLORIDA DEPARTMENT OF HEALTH (FDOH)			2	100%	2
MINUTECLINIC DIAGNOSTIC OF PA LLC		2			2
MADISON HOSPITAL LABORATORY			2	100%	2
BRANDYWYNE HEALTH CARE CENTER			2	100%	2
HANOVER ENDOSCOPY CENTER		2			2
SPRINGS MEDICAL LAB		1	1	50%	2
SUPERIOR RESIDENCES OF CLERMONT		2			2
WOMENS CARE FLORIDA LLC-LABORATORY		2			2
SYLVAN NURSING			2	100%	2
BOSTON PUBLIC HEALTH COMMISSION			2	100%	2
ARTHREX MEDICAL CENTER EAST			2	100%	2
NORTHWELL HEALTH			2	100%	2
DEPARTMENT OF HEALTH AND HUMAN SERVICES DIVISION OF BEHAVIORAL HEALTH		1	1	50%	2
EAST NAPLES PEDIATRICS			2	100%	2
HAWAII DEPARTMENT OF HEALTH			2	100%	2
ADVANCED MEDICAL CARE			2	100%	2
SPECIALTY LABORATORIES			2	100%	2
URGENT CARE AND SURGERY CENTER			2	100%	2
IMMERSION RESIDENTIAL LLC			2	100%	2
OAKBRIDGE TERRACE AT SAE			2	100%	2
Stillwater Healthcare		2			2
ORLANDO LUTHERAN TOWERS		1	1	50%	2
CARE NOW, INC			2	100%	2
ST. MARY'S MEDICAL CENTER EVANSVILLE, INC			2	100%	2
SOUTH LAKE FAMILY HEALTH CENTER			2	100%	2
NEMOURS CHILDRENS PRIMARY CARE			2	100%	2
TMH EC NORTHEAST LABORATORY			2	100%	2
MINUTE CLINIC DIAGNOSTIC OF VIRGINIA, LLC #7543		2			2
DEKALB MEDICAL CENTER LABORATORY			2	100%	2
NORTON IMMEDIATE CARE CENTER - PRESTON			2	100%	2

COVID-19: testing by laboratory

Data through Jan 22, 2021 verified as of Jan 23, 2021 at 09:25 AM

Data in this report are provisional and subject to change.

The numbers in the table below represent the number of Florida and non-Florida residents for whom test results were received by the Department of Health. A person can be tested by more than one laboratory and can have both positive and negative results. **Therefore, the sum of the numbers in each column will be larger than the total number of people tested.**

Reporting lab	Inconclusive	Negative	Positive	Percent positive	Total
MEDEXPRESS URGENT CARE-BLOOMFIELD AVEN		2			2
MARQUESA MEDICAL		2			2
JORDAN VALLEY MEDICAL CENTER			2	100%	2
JEFFERSON WASHINGTON TOWNSHIP HOSPITAL		2			2
GRAND VILLA OF NEW PORT RICHEY			2	100%	2
STUART SURGERY CENTER, LLC			2	100%	2
IMMUNOGENOMICS LLC			2	100%	2
MEDEXPRESS URGENT CARE- COLUMBIA HEIGH		2			2
OPTUM OF RED ROAD		2			2
SWEDISH COVENANT HOSPITAL			2	100%	2
SOUTHSIDE FAMILY MEDICAL		2			2
CVS OH2342POCT WEST CHESTER		2			2
KINGS BAY PEDIATRICS LLC			2	100%	2
MINUTECLINIC MINUTECLINIC #921		2			2
CONEMAUGH MEMORIAL MEDICAL CENTER		2			2
ALL PEDIATRIC CARE PA			2	100%	2
STANFORD HEALTH CARE ANATOMIC PATHOLOGY & CLINICAL LAB			2	100%	2
CALIFORNIA DIVISION OF COMMUNICABLE DISEASE CONTROL			2	100%	2
PRECISION DIAGNOSTIC INC		2			2
ARLINGTON DIALYSIS CENTER LLC		2			2
THE CLUB AT BOYNTON BEACH, LLC			2	100%	2
STEWART ST ELIZABETH MEDICAL CENTER			2	100%	2
MODMD LABORATORY		2			2
METHODIST MANSFIELD MEDICAL CENTER			2	100%	2
Avanti Wellness and Rehab			2	100%	2
LABRADOR PRIMARY CARE CENTER			2	100%	2
EASTLAKE MEDICAL CENTER		2			2
NLC LABS			2	100%	2
BRIGHAM AND WOMEN'S HOSPITAL			2	100%	2
HEARTLAND - CHARLESTON OF HANAHAN SC,		2			2
Kroger 096 - The Little Clinic Orchard and Holly		2			2
CVS NJ862POCT MARLBORO		2			2
MIDLAND MEMORIAL HOSPITAL			2	100%	2
CVS MO10151POCT SPRINGFIELD		1	1	50%	2
ST. ELIZABETH HEALTHCARE			2	100%	2
GULF COAST REGIONAL MEDICAL CARE		2			2
MEMORIAL HERMANN CONSOLIDATED LABORATORY SERVICES			2	100%	2
BELLIN HOSPITAL			2	100%	2
CVS TX8387POCT AUSTIN		2			2
DASCENA, INC			2	100%	2
CROSSROADS URGENT CARE DBA URGENT TEA		2			2
THE PALMS PHARMACY, INC		2			2
Metro West Nursing and Rehab			2	100%	2
MINUTECLINIC, LLC #07852		2			2
MEMORIAL HOSPITAL OF SOUTH BEND			2	100%	2
RIVER CITY MEDICAL ASSOCIATES, INC			2	100%	2
MARTHA A PRICE MD PA		1	1	50%	2

COVID-19: testing by laboratory

Data through Jan 22, 2021 verified as of Jan 23, 2021 at 09:25 AM

Data in this report are provisional and subject to change.

The numbers in the table below represent the number of Florida and non-Florida residents for whom test results were received by the Department of Health. A person can be tested by more than one laboratory and can have both positive and negative results. **Therefore, the sum of the numbers in each column will be larger than the total number of people tested.**

Reporting lab	Inconclusive	Negative	Positive	Percent positive	Total
LAWRENCE GENERAL HOSPITAL			2	100%	2
BERGEN NEW BRIDGE M		2			2
Heartland Healthcare Center Boca Raton			2	100%	2
ST CHARLES BEND LABORATORY		1	1	50%	2
HEALTH FIRST MEDICAL GROUP			2	100%	2
MINUTECLINIC DIAG OF IND, LLC #6910		2			2
BENTON PEDIATRICS		2			2
VALLEY BAPTIST MEDICAL CENTER: BROWNSVILLE			2	100%	2
DMC UNIVERSITY LABORATORIES		1	1	50%	2
CITY OF NEW YORK DEPARTMENT OF HEALTH			2	100%	2
ROPER HOSPITAL			2	100%	2
PEDIATRICS IN NORTH FLORIDA PA			2	100%	2
MERCY HEALTH LAB		1	1	50%	2
COOPER CLINIC			2	100%	2
NEMOURS CHILDREN'S URGENT			2	100%	2
ST. JOSEPH REGIONAL MEDICAL CENTER			2	100%	2
US LABS		2			2
LOWELL GENERAL HOSPITAL			2	100%	2
MEDEXPRESS URGENT CARE - CEDAR KNOLLS		2			2
MERCY CONVENIENT CARE			2	100%	2
CVS NY491POCT JACKSON HEIGHTS		2			2
IN AND OUT URGENT CARE			2	100%	2
MISSION HOSPITAL REGIONAL MEDICAL CENTER			2	100%	2
NEBRASKA MEDICAL CENTER			2	100%	2
Jackson Health Care Facility			2	100%	2
VAULT HEALTH			2	100%	2
MINUTECLINIC DIAG OF IND, LLC #6648		1	1	50%	2
FASTCARE LLC			2	100%	2
MINUTECLINIC DIAG OF IND LLC #1367		2			2
BAPTIST HEALTH LEXINGTON			2	100%	2
MINUTE CLINIC LLC #10203		2			2
BIOMAT USA			2	100%	2
TRICORE REFERENCE LABORATORY		1	1	50%	2
WARD MEMORIAL HOSPITAL		2			2
ATHENA CARE RESOURCES LLC		2			2
LEESBURG REGIONAL MEDICAL CENTER URGENT CARE			2	100%	2
POMERENE HOSPITAL			2	100%	2
MEDEXPRESS - WILMINGTON CONCORD PIKE		2			2
HENDRY/GLADES COUNTY HEALTH DEPARTMENT		2			2
JUST BELIEVE RECOVERY CENTER			2	100%	2
WALGREENS #13605		2			2
CVS IN6654POCT INDIANAPOLIS		2			2
ST VINCENTS AMBULATORY CARE INC DBA			2	100%	2
WINKLER COURT		1	1	50%	2
Lenox on the Lake			2	100%	2
CVS OH6149POCT UPPER ARLINGTON		1	1	50%	2
DALLAS MEDICAL CENTER			2	100%	2

COVID-19: testing by laboratory

Data through Jan 22, 2021 verified as of Jan 23, 2021 at 09:25 AM

Data in this report are provisional and subject to change.

The numbers in the table below represent the number of Florida and non-Florida residents for whom test results were received by the Department of Health. A person can be tested by more than one laboratory and can have both positive and negative results. **Therefore, the sum of the numbers in each column will be larger than the total number of people tested.**

Reporting lab	Inconclusive	Negative	Positive	Percent positive	Total
SUNCOAST BLOOD BANK			2	100%	2
BROOKS -TLC HOSPITAL SYSTEM			2	100%	2
PruittHealth Lakehaven		2			2
HEALTH EXPRESS URGENT CARE			2	100%	2
Van Wert Manor		2			2
HEALTH & REHAB CTR AT DOLPHINS VIEW, THE			2	100%	2
ACN PHYSICIANS GROUP CORP			2	100%	2
MINUTECLINIC DIAG OF IND, LLC #6472		2			2
TALLAHASSEE MEMORIAL HEALTHCARE FAMILY MED RESIDENCY			2	100%	2
PM PEDIATRICS OF BAYSIDE PLLC - HOPEWELL JUNCTION		2			2
MEDEXPRESS URGEN CARE - EAST BRUNSWICK		2			2
UC CORAL GABLES			2	100%	2
NDX-CORE LAB			2	100%	2
PTC LABORATORIES			2	100%	2
MINUTECLINIC DIAG OF IND, LLC #10190		2			2
ANDERSON COUNTY HOSPITAL			2	100%	2
THE RIM URGENT CARE			2	100%	2
ADVANCED URGENT CARE CENTER OF THE UPPER KEYS			2	100%	2
LIFT HEALTH		2			2
CVS PA5241POCT CHALFONT		2			2
MEDEXPRESS URGENT CARE - OMAHA N 72 ST		2			2
FLORIDA DEPARTMENT OF HEALTH IN ALACHUA COUNTY -			2	100%	2
Timber Ridge Health Care Center			2	100%	2
CHEROKEE COUNTY HEALTH AND REHAB CENTER		2			2
FLORIDA SCHOOL FOR THE DEAF & BLIND			2	100%	2
HCR MANOR CARE SERVICES OF FLORIDA III INC		2			2
MID-FLORIDA HEMATOLOGY AND ONCOLOGY CENTERS		2			2
ADVANCED URGENT CARE LLC			2	100%	2
SOUTH DAKOTA DEPARTMENT OF HEALTH		2			2
MEDEXPRESS URGENT CARE - WEXFORD		2			2
87TH MEDICAL GROUP – MCGUIRE AMBULATORY CARE FACILITY		2			2
AHC of McKenzie		2			2
MEDEXPRESS URGENT CARE - SOUTH CHARLESTON		2			2
BOSTON MEDICAL CENTER			2	100%	2
ONE MEDICAL GROUP		1	1	50%	2
CERTIVIA LABORATORIES			2	100%	2
MANATEE MEMORIAL HOSPITAL CLINICAL LABORATORY			2	100%	2
FLORIDA PRIMARY & SPECIALTY CARE		2			2
PINARD HOME HEALTH SERVICES INC			2	100%	2
INTEGRATED REGIONAL LABS			2	100%	2
Kings County Hospital Center			2	100%	2
AMEDISYS HOME HEALTH OF GREENVILLE			2	100%	2
CVS PA7132POCT THORNDALE		2			2
FRESENIUS KIDNEY CARE DUNEDIN			2	100%	2
PHYSICIANS LABORATORY SERVICES			2	100%	2
Alden Terrace of McHenry			2	100%	2
FEDERAL CORRECTIONAL INSTITUTION MARIANNA			2	100%	2

COVID-19: testing by laboratory

Data through Jan 22, 2021 verified as of Jan 23, 2021 at 09:25 AM

Data in this report are provisional and subject to change.

The numbers in the table below represent the number of Florida and non-Florida residents for whom test results were received by the Department of Health. A person can be tested by more than one laboratory and can have both positive and negative results. **Therefore, the sum of the numbers in each column will be larger than the total number of people tested.**

Reporting lab	Inconclusive	Negative	Positive	Percent positive	Total
PHYSICIANS MEDICAL CENTER		2			2
VOLUNTEERS OF AMERICA OF FLORIDA			2	100%	2
CVS PA8979POCT HARRISBURG		2			2
EASTERN FLORIDA STATE COLLEGE – PALM BAY CAMPUS□			2	100%	2
FLORIDA COMMUNITY HEALTH CENTERS, INC.			2	100%	2
GULF COAST IMMEDIATE CARE CENTER		1	1	50%	2
MEDEXPRESS URGENT CARE, LANCASTER WEST		1	1	50%	2
OCALA REGIONAL KIDNEY CENTER-WEST			2	100%	2
WISE HEALTH SYSTEM		1	1	50%	2
LEGACY ER & URGENT CARE - FRISCO WEST			2	100%	2
MEDEXPRESS URGENT CARE NORWIN		2			2
CARTER BLOOD CARE			2	100%	2
MARTIN MEDICAL CENTER INC		1	1	50%	2
UMHC HOLLYWOOD LABORATORY			2	100%	2
SCRIPPS CLINIC MEDICAL			2	100%	2
BASSETTI MEDICAL RESEARCH INC			2	100%	2
FAMILY HEALTH CENTER AT PORT ST JOHN			2	100%	2
Medilodge of Montrose		2			2
NEW GEN LABS			2	100%	2
HOME ACCESS HEALTH			2	100%	2
INDUSTRY LAB DIAGNOSTIC PARTNERS			2	100%	2
HALIFAX HEALTH CARE FOR WOMEN		2			2
SANFORD REGIONAL HOSPITAL WORTHINGTON		2			2
WASHINGTON STATE DEPARTMENT OF HEALTH PUBLIC HEALTH LABORATORIES			2	100%	2
MINUTECLINIC DIAGNOSTIC OF OHIO #2964		2			2
LEE PHYSICIAN GROUP		1	1	50%	2
WALKONCLINIC			2	100%	2
GINKGO-IXLAYER		2			2
DOCTOR 4 U CLINIC			2	100%	2
PEPIN ACADEMIES-PASCO		2			2
SANTA ROSA COUNTY HEALTH DEPARTMENT			2	100%	2
ADVANCED MEDICAL OF FLORIDA			2	100%	2
SUNCOAST TECHNICAL COLLEGE SCHOOL OF HEALTH		2			2
ELITE CARE			2	100%	2
CVS MN1751POCT MAPLEWOOD		2			2
Walgreens #10207		2			2
EMERALD TRACE		2			2
FLORIDA DEPARTMENT OF HEALTH IN LEE COUNTY		1	1	50%	2
ACCESS LABORATORIES LLC			2	100%	2
VIRGINIA DEPT OF HEALTH OFFICE OF EPIDEMIOLOGY			2	100%	2
Kroger 853 - The Little Clinic East Broad Street		2			2
MINUTECLINIC, LLC #03268		2			2
Kroger 745 - The Little Clinic Somerset		2			2
KIVA AT MOUNT DORA			2	100%	2
SHELL POINT HOME HEALTH			2	100%	2
SOUTH MIAMI HOSPITAL			2	100%	2
HEART OF FLORIDA HEALTH CENTER INC			2	100%	2

COVID-19: testing by laboratory

Data through Jan 22, 2021 verified as of Jan 23, 2021 at 09:25 AM

Data in this report are provisional and subject to change.

The numbers in the table below represent the number of Florida and non-Florida residents for whom test results were received by the Department of Health. A person can be tested by more than one laboratory and can have both positive and negative results. **Therefore, the sum of the numbers in each column will be larger than the total number of people tested.**

Reporting lab	Inconclusive	Negative	Positive	Percent positive	Total
Good Samaritan Society-Blackduck		1	1	50%	2
LEE MEMORIAL HOSPITAL BLOOD GAS LAB			2	100%	2
Kroger 020 - The Little Clinic Wheat Ridge		2			2
CVS AZ5891POCT GILBERT		1	1	50%	2
EDGEWATER RETIREMENT MANOR			2	100%	2
PEDIATRIC HEALTH CARE		1	1	50%	2
MIDWAY SPECIALTY CARE RX LLC			2	100%	2
TENNESSEE VALLEY HCS			2	100%	2
AZALEA HEALTH AND REHABILITATION		2			2
TRUE HEALTH INC			2	100%	2
OPP HEALTH AND REHABILITATION		2			2
U OF MIAMI MILLER SCHOOL OF MEDICINE			2	100%	2
MEDEXPRESS URGENT CARE-SELINGSGROVE		2			2
Manorcare Health Services West Reading North		2			2
CREATIVE HEALTH CENTER			2	100%	2
GRAND VILLA OF MELBOURNE			2	100%	2
ST LUKES HOSPITAL			2	100%	2
SARASOTA IMMEDIATE CARE			2	100%	2
MEDICAL CITY DALLAS HOSPITAL			2	100%	2
441 URGENT CARE-MULBERRY			2	100%	2
ADVENTHEALTH MEDICAL GROUP FAMILY MEDICINE AT RDV		2			2
DOCTORS MEDICAL CTR OF WALTON COUNTY			2	100%	2
RAPID RESULT CORP LLC		1	1	50%	2
LOCH HAVEN PEDIATRICS			2	100%	2
SCDHEC BUREAU OF LABORATORIES			2	100%	2
PANCARE HEALTH - FRANKLIN CO			2	100%	2
LEGACY LABORATORY SERVICES			2	100%	2
TMH PHYSICIAN PARTNERS MONTICELLO		1	1	50%	2
MINUTE CLINIC DIAGNOSTIC OF KANSAS PA		2			2
BROOKDALE ALTAMONTE SPRINGS			2	100%	2
ADVENTHEALTH MEDICAL GROUP PEDIATRICS		1	1	50%	2
UNIVERSITY HOSPITAL OF BROOKLYN		2			2
PM PEDIATRICS OF BAYSIDE, PLLC - MANHASSET		2			2
CELEBRATION PRIMARY CARE ASSOCIATES LLC		2			2
PALMETTO FAMILY HEALTH CENTER			2	100%	2
ENVOY OF FORK UNION, LLC DBA ENVOY AT THE VILLAGE		2			2
BAYLOR COLLEGE OF MEDICINE			2	100%	2
MORRISTOWN MEMORIAL HOSPITAL		2			2
JOHNSON CITY MEDICAL CENTER		1	1	50%	2
KAILOS GENETICS INC			2	100%	2
BAYCARE OUTREACH LAB			2	100%	2
VILLA HEALTH NH LLC			2	100%	2
STUDENT HEALTH SERVICES			2	100%	2
Luther Acres Manor		2			2
MINUTECLINIC, LLC #1470		2			2
CLINICA HISPANIA			2	100%	2
PHYSICIANS CARE INC		1	1	50%	2

COVID-19: testing by laboratory

Data through Jan 22, 2021 verified as of Jan 23, 2021 at 09:25 AM

Data in this report are provisional and subject to change.

The numbers in the table below represent the number of Florida and non-Florida residents for whom test results were received by the Department of Health. A person can be tested by more than one laboratory and can have both positive and negative results. **Therefore, the sum of the numbers in each column will be larger than the total number of people tested.**

Reporting lab	Inconclusive	Negative	Positive	Percent positive	Total
MINUTECLINIC, LLC, DBA MINUTECLINIC #4		2			2
PUBLIC HEALTH LABORATORY	1		1	50%	2
MEDEXPRESS URGENT CARE - JEANNETTE		2			2
CHESTERFIELD HEALTHCARE GROUP, INC		2			2
BERGEN COUNTY SURGICAL AND ENDOSCOPY CENTER		2			2
ILLINOIS DEPT OF PUBLIC HEALTH LABS			2	100%	2
FLORIDA MEDICAL CENTER OF CLEARWATER		2			2
ASCENSION ST MICHAEL'S HOSPITAL LAB		1	1	50%	2
STARR COUNTY MEMORIAL HOSPITAL			2	100%	2
EXPRESS CARE OF THE SHOALS		1	1	50%	2
CARESPOT URGENT CARE		1	1	50%	2
FLORIDA MEDICAL CLINIC -INTERNAL MED DADE CITY			2	100%	2
Kroger 571 - The Little Clinic Hendersonville		1	1	50%	2
LIFETIME FAMILY URGENT CARE			2	100%	2
BOONES CREEK URGENT CARE		1	1	50%	2
BOND COMMUNITY HEALTH CENTER			2	100%	2
ADVENTHEALTH IMAGING PARTIN SETTLEMENT			2	100%	2
Macon Valley Nursing and Rehabilitation Center		2			2
BMC/JACSONVILLE		1	1	50%	2
POINT OF CARE PRIVATE HEALTH MANAGEMENT			2	100%	2
AMERICAN MEDICAL LABORATORIES			2	100%	2
RIGHT AT HOME			2	100%	2
UNIVERSTIY OF ILLINOIS HOSPITAL			2	100%	2
UK HEALTHCARE			2	100%	2
MINUTE CLINIC LLC # 2033		1	1	50%	2
CVS NY549POCT RIDGEWOOD		1	1	50%	2
THOMASVILLE REGIONAL MEDICAL CENTER		2			2
LABCORP OF AMERICA HOLDINGS		1	1	50%	2
MEDEXPRESS - WILMINGTON KIRKWOOD HIGHWAY		2			2
INTERNAL MEDICINE ASSOCIATES-DUNELLON			2	100%	2
TRINITAS REGIONAL MEDICAL CENTER		1	1	50%	2
HEARTLAND HOME HEALTH CARE		2			2
SANIBEL MEDICAL CLINIC			2	100%	2
NORTHEAST PEDIATRICS			2	100%	2
CVS GA3766POCT DACULA		1	1	50%	2
HUMILITY OF MARY HEALTH PARTNERS			2	100%	2
ADVOCATE SHERMAN HOSPITAL			2	100%	2
PALM MEDICAL CENTER - PLANT CITY□		2			2
PREMIER MEDICAL LABORATORY			2	100%	2
AFFORDABLE PRIMARY CARE LLC		2			2
GRAND VILLA OF LARGO			2	100%	2
OELWEIN HEALTH CARE CENTER		2			2
CVS IN6605POCT INDIANAPOLIS		1	1	50%	2
EXPEDIAN URGENT CARE			2	100%	2
MED EXPRESS URGENT CARE PC - MARYLAND		2			2
MEDEXPRESS URGENT CARE - LEDGEWOOD		2			2
24TH WEAPONS OF MASS DESTRUCTION - CIVIL SUPPORT		2			2

COVID-19: testing by laboratory

Data through Jan 22, 2021 verified as of Jan 23, 2021 at 09:25 AM

Data in this report are provisional and subject to change.

The numbers in the table below represent the number of Florida and non-Florida residents for whom test results were received by the Department of Health. A person can be tested by more than one laboratory and can have both positive and negative results. **Therefore, the sum of the numbers in each column will be larger than the total number of people tested.**

Reporting lab	Inconclusive	Negative	Positive	Percent positive	Total
TAMPA INTERNATIONAL AIRPORT			2	100%	2
ORANGE COUNTY HEALTH DEPARTMENT		1	1	50%	2
CONWAY MEDICAL CENTER			2	100%	2
MCLAREN REGIONAL MEDICAL CENTER			2	100%	2
GALEN BAYLOR EXTENSION		2			2
UNIVERSITY HOSPITALS OF CLEVELAND			2	100%	2
SPRING HILL REGIONAL HOSPITAL			2	100%	2
VALLEY MEDICAL LABORATORY			2	100%	2
CVS M05655POCT LIBERTY			2	100%	2
MURFREESBORO MEDICAL CLINIC		2			2
MEDEXPRESS URGENT CARE - SPRINGFIELD, COOLEY ST		2			2
MANSFIELD MEDICAL LODGE			2	100%	2
EXPRESSCARE URGENT CARE CENTER			2	100%	2
MEMORIAL SLOAN KETTERING CANCER CENTER		1	1	50%	2
NOT GIVEN		1	1	50%	2
VICTORIAN MANOR			2	100%	2
CARE 365			2	100%	2
MEDEXPRESS URGENT CARE-WILKINS TOWNSHIP, WILLIAM PENN HIGHWAY		2			2
SUMMERFIELD RETIREMENT LIVING, INC			2	100%	2
CVS MINUTE CLINIC DIAGNOSTIC OF TN #3293		2			2
INTEGRITY CLINICAL RESEARCH CENTER INC		1	1	50%	2
CVS NJ837POCT MARLTON		2			2
STOP URGENT CARE			2	100%	2
CVS NC2357POCT HUNTERSVILLE		2			2
MAIN STREET MEDICAL CENTERS		2			2
DAYTON CHILDRENS HOSPITAL LAB			2	100%	2
CARE NOW DENTON			2	100%	2
MINUTECLINIC DIAGNOSTIC, PA #10252		2			2
A+ URGENT/PRIMARY CARE			2	100%	2
MEMORIAL HERMANN			2	100%	2
CVS OH6147POCT COLUMBUS		1	1	50%	2
SV DIAGNOSTIC LAB			2	100%	2
CPL LABS			2	100%	2
TULANE MEDICAL CENTER			2	100%	2
ANYLABTEST NOW			2	100%	2
MINUTECLINIC DIAGNOSTICS OF IND LLC		1	1	50%	2
SOMA MEDICAL CENTER MD PA #7 ATTN PEDIATRICS			2	100%	2
RCA LABORATORY SERVICES LLC			2	100%	2
Parkridge Specialty Care		2			2
NAVAL BRANCH MEDICAL CLINIC			2	100%	2
BLUEWATER TOXICOLOGY			2	100%	2
ACM MEDICAL LABORATORY ALLIANCE			2	100%	2
MINUTE CLINIC DIAGNOSTIC MED GRP		2			2
STPET		1	1	50%	2
CLEARWATER PAIN MANAGEMENT ASSOCIATES			2	100%	2
WALGREENS #05477		2			2
MEDEXPRESS URGENT CARE-MT PLEASANT		1	1	50%	2

COVID-19: testing by laboratory

Data through Jan 22, 2021 verified as of Jan 23, 2021 at 09:25 AM

Data in this report are provisional and subject to change.

The numbers in the table below represent the number of Florida and non-Florida residents for whom test results were received by the Department of Health. A person can be tested by more than one laboratory and can have both positive and negative results. **Therefore, the sum of the numbers in each column will be larger than the total number of people tested.**

Reporting lab	Inconclusive	Negative	Positive	Percent positive	Total
NEBRASKA DEPARTMENT OF HEALTH AND HUMAN SERVICES			2	100%	2
MINUTECLINIC, DIAGNOSTIC OF TEXAS, LLC		2			2
MINUTECLINIC 7196		2			2
DRR JMC URGENT CARE DONALD ROSS			2	100%	2
WELL HEALTH LABS			2	100%	2
PALM CITY NURSING AND REHAB CENTER			2	100%	2
PENSACOLA MEDICAL CLINIC LLC			2	100%	2
NEIGHBORCARE PHARMACY SERVICES		2			2
CVS IN7653POCT EVANSVILLE		1	1	50%	2
JOHN D. ARCHBOLD MEM. HOSPITAL			2	100%	2
MEDEXPRESS URGENT CARE - LINCOLN N 26T		2			2
MINUTECLINIC DIAGNOSTIC OF TEXAS, LLC #7435		2			2
MEDEXPRESS URGENT CARE-CLOQUET		2			2
Kennedy University Hospital -Wash Twp L		2			2
LAB CORP OF AMER SAN DIEGO			2	100%	2
CVS TX10140POCT THE WOODLANDS		2			2
CVS HEALTH, #1994		1	1	50%	2
MARCO ISLAND HOSPITAL INC D/B/A		1	1	50%	2
NEW YORK PSYCHIATRIC INSTITUTE		2			2
CEDARS-SINAI MEDICAL CENTER			2	100%	2
MEMORIAL HOSPITAL OF CARBONDALE			2	100%	2
FLORIDA PRIMARY CARE AND SPORTS MEDICINE INC			2	100%	2
HIGHLANDS COUNTY FIRE RESCUE		2			2
UNIVERSITY OF MISSOURI HEALTH CARE			2	100%	2
CLEVELAND CLINIC IMAGING			2	100%	2
WHOLE CHILD PEDIATRICS			2	100%	2
BAPTIST HEALTHCARE - LAKEVIEW CENTER INC		2			2
Village on the Green			2	100%	2
FLORIDA MEDICAL CLINIC RADIOLOGY DALE MABRY		2			2
CATHOLIC HEALTH LABORATORY SERVICES		2			2
PRECISION CLINICAL RESEARCH			2	100%	2
CVS MINUTE CLINIC DIAG OF IND, LLC #6549		2			2
RIVERSIDE METHODIST HOSPITAL LAB			2	100%	2
Lake Charles Healthcare LLC dba Landmark Lake Charles			2	100%	2
LEE MEMORIAL HEALTH SYSTEM D/B/A			2	100%	2
PALM BEACH GARDENS MEDICAL CENTER			2	100%	2
PIEDMONT HOSPITAL LAB			2	100%	2
BAYSHORE MEDICAL CENTER			2	100%	2
VANAYER HEALTHCARE AND REHAB CENTER		2			2
ACKERMAN CANCER CENTER		2			2
ATLAS GENOMICS			2	100%	2
STARR CITY OF ROMA COMMUNITY CENTER			2	100%	2
TENNESSEE DEPARTMENT OF HEALTH (TDH) - REGIONAL LABORATORY			2	100%	2
COOK HOSPITAL AND CARE CENTER		1	1	50%	2
MEDEXPRESS URGENT CARE- ALLISON PARK		1	1	50%	2
PLASMA MED RESEARCH DBA		2			2
New Jersey Aim At Smg		2			2

COVID-19: testing by laboratory

Data through Jan 22, 2021 verified as of Jan 23, 2021 at 09:25 AM

Data in this report are provisional and subject to change.

The numbers in the table below represent the number of Florida and non-Florida residents for whom test results were received by the Department of Health. A person can be tested by more than one laboratory and can have both positive and negative results. **Therefore, the sum of the numbers in each column will be larger than the total number of people tested.**

Reporting lab	Inconclusive	Negative	Positive	Percent positive	Total
POMONA VALLEY COMMUNITY HOSPITAL			2	100%	2
MEDEXPRESS URGENT CARE, HERMITAGE		1	1	50%	2
SENDER RETREAT ADULT DAY CARE CENTERS			2	100%	2
FAMILY FIRST PEDIATRICS			2	100%	2
Kroger 739 - The Little Clinic La Grange Road		2			2
DEPT OF HEALTH			2	100%	2
HOUSTON HEALTH DEPARTMENT - BUREAU OF LABORATORY SERVICES			2	100%	2
BIRMINGHAM INTERNAL MEDICINE ASSOCIATE		1	1	50%	2
MD NOW URGENT CARE CENTER INC.			2	100%	2
DALLAS VA MEDICAL CENTER - VA NORTH TEXAS HEALTH CARE SYSTEM			2	100%	2
MINUTECLINIC, LLC (CLINIC 10928)		2			2
MERCY HOSPITAL			2	100%	2
SWEETWATER NURSING CENTER		2			2
FLORIDA CLINICAL LABORATORY INC			2	100%	2
SOUTHERN TENNESSEE MEDICAL CENTER			2	100%	2
NAVAL MEDICAL CENTER			2	100%	2
UNIVERSTIY CENTER MEDICAL LLC DBA		2			2
Iron County Medical Care Facility		2			2
ASSOCIATES IN UROGYNECOLOGY MD LLC		2			2
BIONIC TECHNOLOGIES CORPORATION			2	100%	2
MAGNOLIA ADULT, LLC			2	100%	2
STEUBEN COUNTY PUBLIC HEALTH		2			2
MINUTECLINIC DIAGNOSTIC OF TN, PC 6304		1	1	50%	2
CLINICAL PATHOLOGY LABORATORIES			2	100%	2
CVS OH2543POCT CANFIELD		2			2
ARCPOINT LABS OF ALTAMONTE SPRINGS			2	100%	2
JULIE STAATS DO		2			2
Workmens Circle Multicare Center		2			2
BAYCARE LABORATORIES			2	100%	2
EMORY UNIVERSITY HOSPITAL			2	100%	2
NATIONWIDE LABORATORY SERVICES		1	1	50%	2
FLORIDA PRIMARY CARE CENTER PA		2			2
CARENOW LENEXA			2	100%	2
ASHLEY PEDIATRICS			2	100%	2
ROCKEFELLER UNIVERSITY CLINICAL GENOMICS LABORATOR		2			2
BRITO MEDICAL CENTER			2	100%	2
MIDWAY PRIMARY CARE LLC		2			2
ADVENTHEALTH EAST ORLANDO EMPLOYEE CLINIC		2			2
SUNNYSIDE MANOR		2			2
EXCEPTIONAL EMERGENCY CENTER - AMARILLO			2	100%	2
CVS MINUTE CLINIC DIAGNOSTIC OF KANSAS, PA		2			2
LEXINGTON PLACE			2	100%	2
PALM BEACH DIABETES & ENDOCRINE SPECIALISTS PA			2	100%	2
MINUTECLINIC #2797		2			2
Elba Nursing and Rehabilitation Center, LLC		2			2
SIMMONS			2	100%	2
DASCENA LAB			2	100%	2

COVID-19: testing by laboratory

Data through Jan 22, 2021 verified as of Jan 23, 2021 at 09:25 AM

Data in this report are provisional and subject to change.

The numbers in the table below represent the number of Florida and non-Florida residents for whom test results were received by the Department of Health. A person can be tested by more than one laboratory and can have both positive and negative results. **Therefore, the sum of the numbers in each column will be larger than the total number of people tested.**

Reporting lab	Inconclusive	Negative	Positive	Percent positive	Total
WEST COAST PEDIATRICS			2	100%	2
AIRPORT CLINIC			2	100%	2
AdventHealth Care Center Orlando North			2	100%	2
NEW BRIDGE MEDICAL CENTER		2			2
OUR LADY OF THE LAKE REGIONAL MEDICAL CENTER			2	100%	2
MEDEXPRESS URGENT CARE - BRIDGEVILLE		2			2
PALM BAY COMMUNITY OUTPATIENT CLINIC		2			2
Great Lakes Health Center			2	100%	2
NATIONAL JEWISH HEALTH			2	100%	2
SUNBRIDGE CARE & REHAB FOR DECATUR		2			2
WHITESANDS OUTPATIENT TREATMENT		2			2
MINUTECLINIC DIAGNOSTIC MEDICAL		2			2
CARENOW-LEBANON		1	1	50%	2
WAL-MART STORES EAST LP		2			2
MIDDLE TENN MENTAL HEALTH INSTITUTE		2			2
BIOHEALTH MEDICAL LAB INC			2	100%	2
CVS OH308OPOCT HUBER HEIGHTS		2			2
Lakeside Oaks Care Center			2	100%	2
FIRST CHOICE MEDICAL PC			2	100%	2
DELAWARE DIAGNOSTICS LABS			2	100%	2
SAFE PMC		2			2
JRS LABORATORY			2	100%	2
BAYFRONT FAMILY HEALTH CENTER			2	100%	2
PARKLAND HEALTH & HOSPITAL			2	100%	2
TMH FSU RAPID LABORATORY		1	1	50%	2
INSPIRIT SENIOR LIVING			2	100%	2
MINUTECLINIC DIAGNOSTIC OF NORTH CARO		2			2
SPRINGFIELD HOSPITAL LABORATORY			2	100%	2
MINUTECLINIC DIAG OF IND, LLC #6697		2			2
OURMED		2			2
UTMB PATHOLOGY CLINICAL SERVICES LABORATORY			2	100%	2
FLORIDA DEPARTMENT OF HEALTH IN ESCAMBIA COUNTY		1	1	50%	2
UW HOSPITAL AND CLINICS		1	1	50%	2
Holiday Retirement Home			2	100%	2
ROCKWALL URGENT CARE			2	100%	2
POPLAR HEALTHCARE			2	100%	2
COVANCE			2	100%	2
SOUTHEASTERN INSTITUTE OF RESTORATIVE MEDICINE		1	1	50%	2
CHNJ		2			2
STATCARE URGENT AND WALK-IN			2	100%	2
UNIVERSITY OF MARYLAND MEDICAL CENTER			2	100%	2
RAPID URGENT CARE - ALBANY			2	100%	2
MAYO CLINIC GROUP PRACTICE LABORATORY			2	100%	2
APC PEDIATRICS			2	100%	2
ManorCare Rehabilitation Center- Decatur		2			2
NEMOURS CHILDREN'S PRIMARY CARE THE VILLAGES		2			2
CVS MINUTE CLINIC DIAGNOSTIC MED GRP		2			2

COVID-19: testing by laboratory

Data through Jan 22, 2021 verified as of Jan 23, 2021 at 09:25 AM

Data in this report are provisional and subject to change.

The numbers in the table below represent the number of Florida and non-Florida residents for whom test results were received by the Department of Health. A person can be tested by more than one laboratory and can have both positive and negative results. **Therefore, the sum of the numbers in each column will be larger than the total number of people tested.**

Reporting lab	Inconclusive	Negative	Positive	Percent positive	Total
BFT LAB			2	100%	2
ACCESS CARE MEDICAL GROUP LLC		2			2
AGILE URGENT CARE			2	100%	2
VETERANS AFFAIRS MEDICAL CENTER - GREATER LOS ANGELES			2	100%	2
Fort Gaines Health and Rehab		2			2
University Center East			2	100%	2
ASCENSION ST VINCENT'S RIVERSIDE			2	100%	2
AMI ST FRANCIS HOSPITAL LABORATORY		1	1	50%	2
CCRX OF NORTH CAROLINA, LLC		1	1	50%	2
Alden Des Plaines			2	100%	2
DALLAS BAPTIST UNIVERSITY - HEALTH SERVICES			2	100%	2
SERENADES BY SONATA		1	1	50%	2
CHAPPEL GROUP RESEARCH, THE		2			2
VA PRIMARY CARE ANNEX			2	100%	2
GRACE HEALTHCARE OF LAKE WALES		1	1	50%	2
WEAKLEY COUNTY REHAB AND NURSING CENTER		2			2
Greystone Nursing and Rehab, LLC			2	100%	2
FLORIDA KEYS PED & ADOLES CTR			2	100%	2
ADVENTHEALTH MEDICAL GROUP INTERNAL MEDICINE AT			2	100%	2
SYNEOS HEALTH			2	100%	2
BROOME COUNTY HEALTH DEPARTMENT		1	1	50%	2
SHORE MEDICAL CENTER		2			2
AMERICAN HEALTH ASSOC. LABORATORY SOUTH			2	100%	2
BAYLOR SCOTT & WHITE COMPREHENSIVE WOUND			2	100%	2
HOLY FAMILY MEDICAL CENTER		1	1	50%	2
PHOEBE BERKS HEALTH CARE CENTER		2			2
LILY PHARMACY		2			2
WINCHESTER MEDICAL CENTER			2	100%	2
SACRED HEART HOSPITAL ON THE EMERALD			2	100%	2
MINUTECLINIC DIAG OF IND LLC #1138		1	1	50%	2
ADVANCED MEDICAL RESEARCH CENTER LLC			2	100%	2
CARE CENTERS OF NASSAU LLC MINER ROAD SOUTH		2			2
LAKEVIEW HEALTHCARE SYSTEM LLC			2	100%	2
Kroger 758 - The Little Clinic Providence		2			2
WISCONSIN STATE LABORATORY OF HYGIENE		1	1	50%	2
METROHEALTH SYSTEM			2	100%	2
BAYSTATE MEDICAL CENTER		1	1	50%	2
GERM BUSTERS 911 LLC			2	100%	2
NORTH DAKOTA VETERANS HOME		2			2
BAPTIST HOSPITAL EMPLOYEE HEALTH OFF			2	100%	2
REELFOOT FAMILY WALK IN CLINIC - TIPT		2			2
SKIPPACK MEDICAL LAB			2	100%	2
Bedford Care Center of Hattiesburg		2			2
SARASOTA MEDICAL CENTER			2	100%	2
MINUTECLINIC DIAGNOSTIC OF OHIO #6192		2			2
ACCESS MEDICAL GROUP OF FLORIDA CITY			2	100%	2
CROSSROADS			2	100%	2

COVID-19: testing by laboratory

Data through Jan 22, 2021 verified as of Jan 23, 2021 at 09:25 AM

Data in this report are provisional and subject to change.

The numbers in the table below represent the number of Florida and non-Florida residents for whom test results were received by the Department of Health. A person can be tested by more than one laboratory and can have both positive and negative results. **Therefore, the sum of the numbers in each column will be larger than the total number of people tested.**

Reporting lab	Inconclusive	Negative	Positive	Percent positive	Total
CVS CA8850POCT HUNTINGTON BEACH		1	1	50%	2
CVS PA813POCT RICHBORO		2			2
TGH Brandon Healthplex Laboratory			2	100%	2
GOLDMAN SACHS HEALTH CENTER		2			2
Kroger 619 - The Little Clinic Hendersonville Indian Lake		2			2
Delaware Court Healthcare Center		2			2
BD MEDICAL SYSTEMS			2	100%	2
MAJESTIC GUARDIANS			2	100%	2
UT PATH			2	100%	2
COASTAL MEDICAL LAB			2	100%	2
BRENTWOOD AT FORE RANCH			2	100%	2
CURATIVE		1	1	50%	2
MIDDLEBURG PEDIATRICS			2	100%	2
CSS- TWELVE OAKS			2	100%	2
CENTRAL FLORIDA PRIMARY CARE			2	100%	2
SCIENTIFIC LABORATORY COMPANY		2			2
Iowa Veterans Home		2			2
Cedar Valley Nursing & Rehab Center		2			2
BAPTIST HOSPITAL OF MIAMI MCI BROWARD LABORATORY			2	100%	2
FLAGLER PROFESSIONAL HEALTH CAE SERVICES INC		2			2
FKC AMELIA ISLAND DIALYSIS			2	100%	2
SPECTRA LABS		1	1	50%	2
RENFREW CENTERS INC		2			2
CRUC CMCH-COVID-19		2			2
Church Creek SNF			2	100%	2
JUPITER INTERNAL MEDICINE AND ASSOCIATES			2	100%	2
BAY CORRECTIONAL AND REHABILITATION FACILITY			2	100%	2
ATRIA SAN PABLO			2	100%	2
RAINY LAKE MEDICAL CENTER			2	100%	2
YOUTH AND YOU, INC		2			2
STARLING AT NOCATEE			2	100%	2
CROSSTOWN PHARMACY		2			2
BLACKWATER RIVER			2	100%	2
TWELVE OAKS RECOVERY CENTER			2	100%	2
AUSTIN REGIONAL CLINIC MICROBIOLOGY LAB			2	100%	2
POINTE AT NEW PORT PLACE,THE		2			2
GULF COAST MEDICAL CENTER RESPIRATORY CARE			2	100%	2
IN & OUT URGENT CARE METAIRIE			2	100%	2
SOUTHERN SURGICAL ARTS		2			2
CAREWELL JW - WORCESTER LNC			2	100%	2
AKRON GENERAL MEDICAL CENTER MAIN		2			2
MINUTECLINIC #8760		2			2
ORMOND BEACH URGENT CARE			2	100%	2
DUKE HEALTH REGIONAL HOSPITAL			2	100%	2
OCEAN REEF MEDICAL CENTER, LLC			2	100%	2
ASPIRUS RIVERVIEW HOSPITAL & CLINICS INC		1	1	50%	2
MEDEXPRESS URGENT CARE - SPRINGDALE, S 40TH STREET		2			2

COVID-19: testing by laboratory

Data through Jan 22, 2021 verified as of Jan 23, 2021 at 09:25 AM

Data in this report are provisional and subject to change.

The numbers in the table below represent the number of Florida and non-Florida residents for whom test results were received by the Department of Health. A person can be tested by more than one laboratory and can have both positive and negative results. **Therefore, the sum of the numbers in each column will be larger than the total number of people tested.**

Reporting lab	Inconclusive	Negative	Positive	Percent positive	Total
FLORIDA MEDICAL CLINIC CARDIOLOGY-ZH			2	100%	2
Signature Healthcare of Savannah		2			2
MINUTECLINIC DIAGNOSTIC OF SC, LLC #4		2			2
ONTARIO COUNTY PUBLIC HEALTH		2			2
JACKSON LABORATORY OF GENOMIC MEDICINE		2			2
MINUTECLINIC, LLC #1492		2			2
MINUTE-CLINIC DIAGNOSTIC OF VIRGINIA,		2			2
CVS NJ836POCT RUNNEMEDE		2			2
ADVANTA ANALYTICAL LABORATORIES			2	100%	2
MAWD PATHOLOGY GROUP			2	100%	2
UWMC MONTLAKE DEPT OF LAB MED			2	100%	2
CLEAR LAKE REGIONAL MEDICAL CENTER			2	100%	2
GENETIC ASSAYS INC			2	100%	2
ST PETE DIRECT PRIMARY CARE		1	1	50%	2
URGENT CARE OF NEW YORK		2			2
MINUTE CLINIC LLC #4017		2			2
SPECTRUM HEALTH			2	100%	2
STATE OF FLORIDA			2	100%	2
GIGI WOOD DAVIS DO-FAMILY MEDICINE		2			2
BROOKDALE LAKE MARY			2	100%	2
MD NOW URGENT CARE MEDICAL CENTERS INC			2	100%	2
FALCON HEALTH CENTER			2	100%	2
MATHER HOSPITAL			2	100%	2
AFC PHYSICIANS OF FLORIDA, PA			2	100%	2
Gracemore Nursing and Rehab		2			2
MINUTECLINIC DIAGNOSTIC OF PENNSYLVAN		2			2
MINUTE CLINIC INCORPORTE		2			2
FL DEPT OF HEALTH MARION COUNTY MOBILE HEALTH UNIT			2	100%	2
ELMHURST MEMORIAL HOSPITAL			2	100%	2
BAYMEADOWS PRIMARY CARE		2			2
RIVERVIEW MEDICAL CLINIC		2			2
MEDEXPRESS URGENT CARE - LITTLE ROCK		1	1	50%	2
BEECHTREE MOLECULAR LAB LLC			2	100%	2
ADVICE FOR OPTIMAL WELLNESS			2	100%	2
LIFESPRING COMMUNITY HEALTH		2			2
OSF ST JOSEPH MEDICAL CENTER			2	100%	2
PINECREST PEDIATRICS GROUP LLC			2	100%	2
LACORP		1	1	50%	2
SOUTHEAST GEORGIA HEALTH SYSTEM			2	100%	2
THE FOUNTAIN AT BOCA CIEGA BAY		2			2
PALOS COMMUNITY HOSPITAL LABORATORY			2	100%	2
MEDEXPRESS URGENT CARE - WEST ST PAUL, ROBERT ST S		2			2
SIGNATURE HEALTHCARE OF MIDDLEBURG		2			2
SIGNATURE CARE LEWISVILLE-EMERGENCY CENTER		1	1	50%	2
CORNERSTONE MEDICAL CARE OF BRANDON		2			2
WINDSOR WOODS REHAB & HEALTHCARE CTR		1	1	50%	2
UNITED MEMORIAL MEDICAL CENTER			2	100%	2

COVID-19: testing by laboratory

Data through Jan 22, 2021 verified as of Jan 23, 2021 at 09:25 AM

Data in this report are provisional and subject to change.

The numbers in the table below represent the number of Florida and non-Florida residents for whom test results were received by the Department of Health. A person can be tested by more than one laboratory and can have both positive and negative results. **Therefore, the sum of the numbers in each column will be larger than the total number of people tested.**

Reporting lab	Inconclusive	Negative	Positive	Percent positive	Total
SPRINGHILL SENIOR RESIDENCE		2			2
MEDEXPRESS URGENT CARE-SALINA, S 9TH ST		2			2
NOVA SOUTHEASTERN UNIVERSITY - STUDENT MEDICAL CTR			2	100%	2
PERSONAL PHYSICIAN CARE PA			2	100%	2
MEDEXPRESS URGENT CARE FOX CHAPEL		2			2
SARASOTA MEMORIAL MEDICAL URGENT CARE CENTER			2	100%	2
COL CROSSROAD		1	1	50%	2
QUALITY MEDICAL CARE			2	100%	2
JOHN KNOX MANOR INC II		1	1	50%	2
NORTH MCALLEN PEDIATRIC CENTER			2	100%	2
WESTMINSTER SUNCOAST			2	100%	2
CHARLOTTE COUNTY HEALTH DEPARTMENT			2	100%	2
MINUTECLINIC DIAGNOSTIC PA #7110		2			2
MINUTE CLINIC, LLC #4650		2			2
REGIONS HOSPITAL LABORATORY			2	100%	2
UNIVERISTY OF MEMPHIS ATHLETIC TRAINI		2			2
THE HOSPITAL OF PROVIDENCE EMERGENCY ROOM			2	100%	2
MID - FLORIDA PATHOLOGY LLC		1	1	50%	2
GRACE WELLNESS CENTER LLC			1	100%	1
RIVIERA BEACH HEALTH CENTER LAB			1	100%	1
ADVANCE HEALTH AND WELLNESS SOLUTIONS			1	100%	1
EVEXIA DIAGNOSTICS			1	100%	1
SILVERMAN			1	100%	1
MID-FLORIDA PATHOLOGY LLC		1			1
Kroger 339 - The Little Clinic Highlands - Bardstown Road		1			1
RAPID CITY REGIONAL HOSPITAL -579 ATTN. LABORATORY		1			1
Garden View Care Center at Dougherty Ferry		1			1
Juniper Village at Bucks County		1			1
CVS NC7047POCT DURHAM		1			1
ST. PETERSBURG PEDIATRICS-SEMINOLE			1	100%	1
ADVANCED HEALTHCARE ASSOCIATES		1			1
BRIAN C GRINER MD LLC			1	100%	1
WINDSOR MANOR			1	100%	1
DOCTORS HEARING			1	100%	1
APPLECARE URGENT CARE KINGSLAND			1	100%	1
HARDIN HEALTH INC		1			1
MINUTECLINIC, LLC #09202		1			1
CULINARY INSTITUTE OF AMERICA STUDENT		1			1
WALGREENS #5130			1	100%	1
MEA PRIMARY CARE PLUS BYRAM			1	100%	1
WY RETIREMENT CENTER		1			1
CVS NC3319POCT CHARLOTTE		1			1
HAMILTON COUNTY HEALTH DEPARTMENT		1			1
DONALSONVILLE HOSPITAL			1	100%	1
EMERGENCY CARE SERVICES LAB AT JFK MEDICAL CENTER			1	100%	1
CLEVELAND HEARTLAB			1	100%	1
PHYSICIANS URGENT CARE			1	100%	1

COVID-19: testing by laboratory

Data through Jan 22, 2021 verified as of Jan 23, 2021 at 09:25 AM

Data in this report are provisional and subject to change.

The numbers in the table below represent the number of Florida and non-Florida residents for whom test results were received by the Department of Health. A person can be tested by more than one laboratory and can have both positive and negative results. **Therefore, the sum of the numbers in each column will be larger than the total number of people tested.**

Reporting lab	Inconclusive	Negative	Positive	Percent positive	Total
FLORHAM PARK ENDOSCOPY CENTER		1			1
CARSON NURSING AND REHABILITATION CENTER		1			1
Hackensack Univ Medical Center At Pasc		1			1
TARRYTOWN PHARMACY			1	100%	1
GREENTREE MEDICAL CENTER			1	100%	1
PENINSULA REGIONAL MED CTR LAB			1	100%	1
MEDICAL CENTER OF CENTRAL GEORGIA			1	100%	1
LITTLE COMPANY OF MARY HOSPITAL			1	100%	1
PRACTITIONERS IN MOTION			1	100%	1
GADSDEN FAMILY PRACTICE		1			1
DOYLESTOWN HOSPITAL			1	100%	1
NEW RIVER HEALTH DISTRICT			1	100%	1
PALMS OF FT MYERS,THE			1	100%	1
PHYSICIANS IMMEDIATE CARE			1	100%	1
Melbourne Terrace Rehabilitation Center			1	100%	1
PALM BEACH DIABETES AND ENDOCRINE SPECIALISTS, PA			1	100%	1
MEDEXPRESS URGENT CARE - ST CLAIR, CLOVER DR.		1			1
MD NOW MEDICAL CENTERS, INC			1	100%	1
TMH PHYSICIAN PARTNERS QUINCY			1	100%	1
Winter Park Care and Rehab			1	100%	1
TMH URGENT CARE CENTER			1	100%	1
GOLDING-GRANADO MEDICAL ASSOCIATES		1			1
SIGNATURE CARE MIDLAND			1	100%	1
PEDRO L ORTEGA MD PA			1	100%	1
SMA BEHAVIORAL HEALTH SERVICES INC		1			1
GENEVA FAMILY HEALTH			1	100%	1
MINUTE CLINIC DIAGNOSTICS OF IN, LLC #6252		1			1
BAYOU URGENT CARE			1	100%	1
LIMA MEMORIAL HOSPITAL			1	100%	1
NABI		1			1
NHC Chattanooga			1	100%	1
COASTAL PEDIATRICS LLC			1	100%	1
MINUTECLINIC DIAGNOSTIC OF NEW MEXICO LLC #7552		1			1
WALGREENS NO 19542		1			1
ALLEGHENY GENERAL HOSPITAL			1	100%	1
HELGEMO & LIOU PEDIATRICS			1	100%	1
MINUTE CLINIC DIAGNOSTIC MED GRP OF CA		1			1
OAKMONT WEST- GREENVILLE SC		1			1
PRIMARY CARE GROUP LLC		1			1
FRESENIUS KIDNEY CARE FORT WALTON BEACH			1	100%	1
FLAGLER COUNTY BOARD OF COUNTY COMMISSIONERS			1	100%	1
ANSWERS RESOURCE FACILITY		1			1
TUNIS STREET GROUP HOME		1			1
THE LITTLE CLINIC LLC			1	100%	1
CAREFIRST URGENT CARE - BEECHMONT			1	100%	1
BMC/NASSAU			1	100%	1
SEASONS HOSPICE AND PALLIATIVE CARE OF			1	100%	1

COVID-19: testing by laboratory

Data through Jan 22, 2021 verified as of Jan 23, 2021 at 09:25 AM

Data in this report are provisional and subject to change.

The numbers in the table below represent the number of Florida and non-Florida residents for whom test results were received by the Department of Health. A person can be tested by more than one laboratory and can have both positive and negative results. **Therefore, the sum of the numbers in each column will be larger than the total number of people tested.**

Reporting lab	Inconclusive	Negative	Positive	Percent positive	Total
LOUISIANA STATE LAB			1	100%	1
PROGRESSIVE MEDICAL LAB LLC			1	100%	1
GAMMA HEALTHCARE, INC		1			1
NORTH SHORE MEDICAL CENTER - SALEM HOSPITAL			1	100%	1
Robert Wood Johnson University Hospital			1	100%	1
LITTLE FALLS HOSPITAL LABORATORY		1			1
UNIVERSITY OF MARYLAND PATHOLOGY ASSOCIATES			1	100%	1
Jersey City Medical Center		1			1
COMMUNITY HOSPITALS INDIANAPOLIS			1	100%	1
BRUCE S WEST MD			1	100%	1
PUBLIX PHARMACY #0332		1			1
MEDERI CARETENDERS			1	100%	1
Avera Sr. James Care Center		1			1
MEDEXPRESS URGENT CARE - DANVILLE		1			1
Kroger 57 - The Little Clinic Jay C Charlestown		1			1
UMASS MEMORIAL MEDICAL CENTER, INC		1			1
MEDOR/ACC SYNCHRONY			1	100%	1
EVERGREEN NURSING HOME		1			1
Florence Home		1			1
FLORIDA HOSPITAL ORMOND BEACH			1	100%	1
CLINICAL CARE, INC			1	100%	1
LEXINGTON PLACE SENIOR LIVING COMMUNITY		1			1
Arch Plaza Nursing and Rehabilitation Center			1	100%	1
SWIFTCARE URGENT CARE, PLLC			1	100%	1
MEMORIAL HERMANN HOSPITAL			1	100%	1
Mercy Manor Transition Center			1	100%	1
ENCOMPASS HEALTH REHABILITATION			1	100%	1
Caldwell Care		1			1
FRANKLIN CBOC			1	100%	1
SOUTHERN FAMILY HEALTH			1	100%	1
DR JAMES D FORBES FAMILY CARE CENTER			1	100%	1
SUN CLINICAL LABORATORIES			1	100%	1
ALLIANCE MD DIRECT PRIMARY CARE			1	100%	1
LAKEVIEW REGIONAL HOSPITAL			1	100%	1
MEDICAL SPECIALISTS OF THE PALM BEACHES INC			1	100%	1
ACUPATH LABORATORIES INC			1	100%	1
BEAUMONT HOSPITAL			1	100%	1
PIONEER CLINICAL RESEARCH LLC			1	100%	1
CROSS CREEK HEALTH CARE		1			1
CVS PA2687POCT EXTON		1			1
DOCTORS AFTER HOURS URGENT CARE CENTER			1	100%	1
UNLIMITED MEDICAL SERVICES OF FL PL DBA		1			1
AUGUSTA HEALTH CLINICAL LABORATORY			1	100%	1
HOUSTON DEPARTMENT OF HEALTH AND HUMAN SERVICES			1	100%	1
SISTERS MISSION			1	100%	1
Kroger 825 - The Little Clinic Dorothy Lane		1			1
Vi at Aventura		1			1

COVID-19: testing by laboratory

Data through Jan 22, 2021 verified as of Jan 23, 2021 at 09:25 AM

Data in this report are provisional and subject to change.

The numbers in the table below represent the number of Florida and non-Florida residents for whom test results were received by the Department of Health. A person can be tested by more than one laboratory and can have both positive and negative results. **Therefore, the sum of the numbers in each column will be larger than the total number of people tested.**

Reporting lab	Inconclusive	Negative	Positive	Percent positive	Total
WEST COAST CLINICAL LABS INC			1	100%	1
COLUMBIA CREST CARE & RAHAB		1			1
MEDERI CARETENDERS VS OF SE FL LLC DBA			1	100%	1
FAST PACE URGENT CARE			1	100%	1
CHC SOUTHWEST FLORIDA LAB-LIVE			1	100%	1
LIBERTY HEALTH CENTER			1	100%	1
CLEVELAND CLINIC AKRON GENERAL			1	100%	1
NAVARRO MEDICAL CENTERS LLC			1	100%	1
CVS NV9586POCT RENO		1			1
CULVER CITY URGENT CARE			1	100%	1
LEHIGH REGIONAL WOUND CENTER			1	100%	1
FOUNDATION LABORATORY			1	100%	1
Kroger 419 - The Little Clinic Farmington/Exeter		1			1
CALIFORNIA PUBLIC HEALTH LABORATORY			1	100%	1
OXY-GENLAB			1	100%	1
Elm Crest Senior Living Community		1			1
HOLSTON MEDICAL GROUP		1			1
CLUB HEALTH AND REHABILITATION CENTER, THE		1			1
CVS KY4779POCT LOUISVILLE		1			1
LUMICO LIFE INSURANCE COMPANY		1			1
RIDGE OPTUM FLORIDA			1	100%	1
Manor Care Health Care Services - Williamsport North		1			1
Bethel Lutheran Nursing & Rehabilitation Center		1			1
MERITER LABORATORIES			1	100%	1
Sevierville Health and Rehabilitation		1			1
Kroger 753 - The Little Clinic Goss Avenue		1			1
NORTH MIAMI BEACH SURGICAL CENTER			1	100%	1
BAPTIST HOSPITAL LABORATORY			1	100%	1
GREATER TAMPA AT HOME			1	100%	1
ST. MICHAEL'S ELITE HOSPITAL			1	100%	1
PATHOLOGYT & LAB MEDICINE SERVICES			1	100%	1
Kroger 909 - The Little Clinic Hamilton			1	100%	1
MISSION HOSPITAL			1	100%	1
MEDICAL CENTER			1	100%	1
Kroger 409 - The Little Clinic Hebron Marketplace			1	100%	1
NATION'S BEST CARE HOME HEALTH			1	100%	1
AURORA HEALTH CARE METRO INC			1	100%	1
SAINT ALPHONSUS REGIONAL MEDICAL CENTER			1	100%	1
FAMILY MEDICAL CENTRE			1	100%	1
MAHONEY PEDIATRICS PA			1	100%	1
UT HEALTH RIO GRANDE VALLEY PRIMARY CARE AT			1	100%	1
MEMORIALCARE LONG BEACH MEDICAL CENTER			1	100%	1
TITUSVILLE TOWERS ASSISTED LIVING		1			1
ELKHART GENERAL HOSPITAL			1	100%	1
MOBILE MEDICAL CLINIC			1	100%	1
Bon Secours Place			1	100%	1
DOC PAM PA		1			1

COVID-19: testing by laboratory

Data through Jan 22, 2021 verified as of Jan 23, 2021 at 09:25 AM

Data in this report are provisional and subject to change.

The numbers in the table below represent the number of Florida and non-Florida residents for whom test results were received by the Department of Health. A person can be tested by more than one laboratory and can have both positive and negative results. **Therefore, the sum of the numbers in each column will be larger than the total number of people tested.**

Reporting lab	Inconclusive	Negative	Positive	Percent positive	Total
RABI SINHA, MD		1			1
CEPERO PEDIATRICS PA			1	100%	1
CIRRUS DX			1	100%	1
NEW SMYRNA BEACH AMBULATORY CARE CTR			1	100%	1
Lynwood		1			1
Crowne Place Assisted Living		1			1
ULTIMATE KIDNEY CARE			1	100%	1
BEAUMONT HOSPITAL, GROSSE POINTE			1	100%	1
Redwood Springs Healthcare			1	100%	1
FELD ENTERTAINMENT			1	100%	1
DOCTORS CARE – GREER		1			1
ADVANCED URGENT CARE PLLC		1			1
THE HOSPITALS OF PROVIDENCE EMERGENCY ROOM			1	100%	1
Bethany Manor		1			1
VAULT MEDICAL SERVICES			1	100%	1
TAYLOR COUNTY HEALTH DEPARTMENT			1	100%	1
PALM COAST DIALYSIS		1			1
PARKRIDGE MEDICAL CENTER			1	100%	1
PROGRESS PHARMACY INC			1	100%	1
BRANDON OUTREACH CLINIC			1	100%	1
Kroger 390 - The Little Clinic North College Hill		1			1
RHODE ISLAND DEPARTMENT OF HEALTH LABORATORIES			1	100%	1
SEATTLE-KING COUNTY			1	100%	1
WHEATON FRANCISCAN LABORATORY			1	100%	1
PALM BEACH COUNTY HEALTH DEPT.			1	100%	1
DUKE UNIVERSITY POINT OF CARE TESTING PROGRAM			1	100%	1
Piqua Manor		1			1
FLORIDA DEPARTMENT OF HEALTH PALM BEACH COUNTY			1	100%	1
VISTA LAKE ASSISTED LIVING			1	100%	1
West Bay of Tampa Center			1	100%	1
WALKIN MEDICAL URGENT CARE,NEW CITY			1	100%	1
HERNANDO COUNTY HEALTH DEPT			1	100%	1
RIVERSIDE REGIONAL MED CENTER			1	100%	1
QUEST DIAGNOSTICS CLINICAL LABORATORIES INC		1			1
Brio of Johnston		1			1
CHI ST. LUKE'S HEALTH BCM MEDICAL CENTER			1	100%	1
ESCANDON DIAGNOSTIC CLINIC			1	100%	1
NASSAU COUNTY HEALTH DEPARTMENT		1			1
ORCHID TERRACE		1			1
DEVLAB, LLC			1	100%	1
MEDCARE QUALITY MEDICAL CENTER LLC			1	100%	1
CVS PA2582POCT SPRINGFIELD		1			1
EVANS FAMILY CARE PA			1	100%	1
FAMILY PRACTICE OF CENTRAL FLORIDA PA			1	100%	1
Crisp Regional Nursing and Rehab Center		1			1
CVS AZ5026POCT MESA		1			1
ADVENTHEALTH MEDICAL GROUP OBSTETRICS			1	100%	1

COVID-19: testing by laboratory

Data through Jan 22, 2021 verified as of Jan 23, 2021 at 09:25 AM

Data in this report are provisional and subject to change.

The numbers in the table below represent the number of Florida and non-Florida residents for whom test results were received by the Department of Health. A person can be tested by more than one laboratory and can have both positive and negative results. **Therefore, the sum of the numbers in each column will be larger than the total number of people tested.**

Reporting lab	Inconclusive	Negative	Positive	Percent positive	Total
THE INTERNAL MEDICAL GROUP		1			1
RICHICHI FAMILY HEALTH			1	100%	1
ELATION HEALTH		1			1
LIFE CARE CENTER OF HILTON HEAD		1			1
LANCASHIRE HALL NURSING AND REHABILITATION CENTER		1			1
ALL CARE URGENT CARE			1	100%	1
Heartland Health Care Center Jacksonville			1	100%	1
PINEVILLE PHARMACY			1	100%	1
MEDEXPRESS URGENT CARE - WICHITA, N MAIZE RD		1			1
LAKE COMMUNITY ACTION AGENCY		1			1
DOCTOR'S IN-HOUSE LAB/COMMUNITY HEALTH CENTERS OF PINELLAS – JOHNNIE R			1	100%	1
MEMORIAL HOSPITAL LOS BANOS			1	100%	1
WELLMED AT FORT PIERCE		1			1
BRIDGEWATER PARK ASSISTED LIVING LLC			1	100%	1
LOUNDY		1			1
SUNCREST OMNI		1			1
PRINCIPLE DIAGNOSTICS LLC			1	100%	1
DEPARTMENT OF HEALTH SERVICES			1	100%	1
URGENT DOC -NACOGODOCHES CLINIC			1	100%	1
MD NOW URGENT CARE			1	100%	1
Kroger - KR003500568			1	100%	1
Courtenay Springs Village			1	100%	1
WELLCARE URGENT CARE			1	100%	1
GEORGE W FERGUSON MD-CONCIERGE MEDICAL SERVICES PL		1			1
MID-FLORIDA PATHOLOGY LLC - MOBILE UNIT # 3			1	100%	1
REGIONAL MED CTR BAYONET POINT			1	100%	1
SOUTHEASTERN PATHOLOGY ASSOCIATES			1	100%	1
Chateau Girardeau			1	100%	1
LRGHEALTHCARE		1			1
CURA LABORATORY SERVICES			1	100%	1
CLEVELAND CLINIC FLORIDA LABORATORY			1	100%	1
HEALTH CARE SERVICES LC			1	100%	1
ST. MARY MEDICAL CENTER		1			1
ODYSSEY HEALTH CARE OF MARION COUNTY LLC		1			1
INNOVATIVE CARE II LLC			1	100%	1
ACCOMPLISHED HOME CARE		1			1
MY URGENT CARE CLINIC			1	100%	1
FAMILY MEDICAL CENTER		1			1
MINUTECLINIC LLC (2335)		1			1
MANASOTA PEDIATRICS			1	100%	1
VERITAS GENETICS, INC.			1	100%	1
WALGREENS #06025		1			1
Kroger 465 - The Little Clinic Oakley		1			1
EAST RIDGE RETIREMENT VILLAGE INC		1			1
Moab Regional Hospital			1	100%	1
ADVENTHEALTH MEDICAL GROUP FAMILY AND INTERNAL			1	100%	1
METROPOLITAN			1	100%	1

COVID-19: testing by laboratory

Data through Jan 22, 2021 verified as of Jan 23, 2021 at 09:25 AM

Data in this report are provisional and subject to change.

The numbers in the table below represent the number of Florida and non-Florida residents for whom test results were received by the Department of Health. A person can be tested by more than one laboratory and can have both positive and negative results. **Therefore, the sum of the numbers in each column will be larger than the total number of people tested.**

Reporting lab	Inconclusive	Negative	Positive	Percent positive	Total
CANDLER HOSPITAL			1	100%	1
BOLLES SCHOOL, THE			1	100%	1
CAH ACQUISITION COMPANY 11 LLC			1	100%	1
LEELANAU OPCO, LLC		1			1
FRESENIUS SOUTH FORT MYERS		1			1
EXCEL URGENT CARE OF NJ			1	100%	1
UNIVERSITY OF NORTH CAROLINA HOSPITALS			1	100%	1
DIXITKUMAR N MODI MD PA			1	100%	1
MINUTECLINIC DIAG OF IND, LLC #4368		1			1
CABELL HUNTINGTON HOSPITAL CLINICAL LAB			1	100%	1
SMITH NORTHVIEW HOSPITAL LAB			1	100%	1
BAPTIST MINOR MEDICAL CENTER			1	100%	1
Dulles Health and Rehab Center		1			1
CVS PA2688POCT COLLEGEVILLE		1			1
MADISON FACILITY INC			1	100%	1
Manor Care Health Services- Wilmington			1	100%	1
PUBLIX PHARMACY #1114			1	100%	1
Big River Nursing and Rehab		1			1
JAX FAMILY CARE		1			1
THE CHRIST HOSPITAL			1	100%	1
BLOOD SYSTEMS LABORATORIES			1	100%	1
CVS MO8595POCT RAYMORE		1			1
GOOD SAMARITAN SOCIETY-FOREST CITY		1			1
SOUTHERN SPRINGS HEALTH CARE		1			1
Ravenwood Speciality Care		1			1
AZALEALAND NURSING HOME		1			1
LIFEGUARD AMBULANCE SERVICE LLC - BAY COUNTY			1	100%	1
PROGENESIS INC			1	100%	1
Fairview			1	100%	1
The Center at Centennial			1	100%	1
Manassas Health & Rehab			1	100%	1
AURORA CONSOLIDATED LABORATORY			1	100%	1
ANMED HEALTH MEDICAL CENTER			1	100%	1
OAKWOOD HOSPITAL - SOUTHSORE			1	100%	1
ST MICHAEL'S ELITE MEDICAL HOSPITAL			1	100%	1
SHANDS JACKSONVILLE CLINICAL CENTER			1	100%	1
SUMMERFIELD PAIN MANAGEMENT			1	100%	1
PEDIATRIC ASSOCIATES - JACKSONVILLE			1	100%	1
LABORATORY COPRORATION OF AMERICA			1	100%	1
MEDEXPRESS URGENT CARE - LINCOLN		1			1
MEDEXPRESS URGENT CARE - LEOMINSTER		1			1
ADVANCE MD CARE			1	100%	1
KEY WEST BRANCH MEDICAL CLINIC			1	100%	1
EAST COAST INSTITUTE FOR RESEARCH LLC			1	100%	1
CVS SC4286POCT EASLEY		1			1
Cerenity Senior Care-White Bear Lake		1			1
Niles Nursing and Rehab. Center		1			1

COVID-19: testing by laboratory

Data through Jan 22, 2021 verified as of Jan 23, 2021 at 09:25 AM

Data in this report are provisional and subject to change.

The numbers in the table below represent the number of Florida and non-Florida residents for whom test results were received by the Department of Health. A person can be tested by more than one laboratory and can have both positive and negative results. **Therefore, the sum of the numbers in each column will be larger than the total number of people tested.**

Reporting lab	Inconclusive	Negative	Positive	Percent positive	Total
BEAUMONT REFERENCE LABORATORY			1	100%	1
CHIPOLA QUICK CARE			1	100%	1
SOUTH BEND MEDICAL FOUNDATION			1	100%	1
MRMC LAB MICRO			1	100%	1
CVS MA2297677CV BOSTON		1			1
MILFORD REGIONAL HOSPITAL			1	100%	1
MINUTECLINIC DIAGNOSTIC MED GRP OF ORA			1	100%	1
CHILDREN'S MEDICAL CENTER-EAST ORLANDO			1	100%	1
MDS PHARMA SERVICES		1			1
ST VINCENTS AMBULATORY CARE INC			1	100%	1
HOLMES FAMILY PRACTICE PA			1	100%	1
ALLIED PHYSICIANS GROUP		1			1
USC VERDUGO HILLS HOSPITAL			1	100%	1
INNOVATIVE HEALTH DIAGNOSTIC OF CALIFORNIA			1	100%	1
MEDEXPRESS-DOVER		1			1
THE EDGEWATER AND WATERMAN VILLAGE			1	100%	1
Henry County Health and Rehabilitation		1			1
UNIVERSITY COMMUNITY HEALTH SERVICES			1	100%	1
CVS PA371POCT PHILADELPHIA		1			1
SANTA CLARA VALLEY MEDICAL CENTER			1	100%	1
SARASOTA MEMORIAL HOSPITAL		1			1
IRA FIALKO DO			1	100%	1
BORINQUEN HEALTH CENTER			1	100%	1
PRIORITY CARE LLC			1	100%	1
SPRINGFIELD HOSPITAL			1	100%	1
Ramsey Village		1			1
STEAMBOAT EMERGENCY CENTER			1	100%	1
Walgreens #9278		1			1
ST JOHNS PEDIATRICS PA		1			1
SPECTRUM LUDINGTON			1	100%	1
Victory Health and Rehabilitation			1	100%	1
Hillside Manor Rehabilitation and Extended Care Center		1			1
Kroger 368 - The Little Clinic Frankfort West		1			1
ASCENSION ST VINCENT'S MEDICAL CENTER			1	100%	1
MINUTECLINIC DIAG OF IND, LLC #6553		1			1
VANDERBILT UNIVERSITY MEDICAL CENTER			1	100%	1
CACERES SPECIALIZED GYNECOLOGY		1			1
MEDONE URGENT CARE			1	100%	1
MED-LAKE LABORATORY			1	100%	1
SHANNON MEDICAL CENTER			1	100%	1
QC LABORATORY			1	100%	1
Buena Vista Care Center		1			1
CHRISTUS SPOHN HOSPITAL			1	100%	1
SMITH			1	100%	1
AMERICAN LAB LLC		1			1
OMNICARE PHARMACY OF TEXAS 1, LP		1			1
WINNIFRED ASSISTED LIVING FACILITY INC		1			1

COVID-19: testing by laboratory

Data through Jan 22, 2021 verified as of Jan 23, 2021 at 09:25 AM

Data in this report are provisional and subject to change.

The numbers in the table below represent the number of Florida and non-Florida residents for whom test results were received by the Department of Health. A person can be tested by more than one laboratory and can have both positive and negative results. **Therefore, the sum of the numbers in each column will be larger than the total number of people tested.**

Reporting lab	Inconclusive	Negative	Positive	Percent positive	Total
MEDICAL ASSOCIATES OF THE SHOALS		1			1
BLOSSOMS ASSISTED LIVING 1 LLC			1	100%	1
SOUTHWEST REGIONAL PCR LABORATORY			1	100%	1
Kroger 448 - The Little Clinic Mason		1			1
FULGENT GENETICS HOUSTON		1			1
BAPTIST HEALTH MEDICAL PLAZA			1	100%	1
KENDALL PEDIATRICS PARTNERS LLC			1	100%	1
Walgreens #3661		1			1
COMMUNITY			1	100%	1
NORWALK HOSPITAL			1	100%	1
Fairhaven Retirement Community		1			1
MAINE HEALTH AND ENVIRONMENTAL TESTING LABORATORY			1	100%	1
WEST VIRGINIA UNIVERSITY HOSPITALS			1	100%	1
USCG AIR STATION CLEARWATER CLINIC			1	100%	1
WALGREENS # 12338		1			1
MINUTECLINIC MINUTECLINIC #3665		1			1
CVS NC6402POCT DAVIDSON		1			1
SILVER SPRINGS SHORES DIALYSIS			1	100%	1
LAKE VIEW COURT		1			1
Raleigh Center (WV)			1	100%	1
COBLESKILL REGIONAL HOSPITAL		1			1
BLACK STALLION WALK IN AND EXERCISE CLINICS LLC		1			1
GSM OCED Subsection			1	100%	1
MINUTE CLINIC LLC #1909		1			1
HEALTH GUAGE			1	100%	1
PRIME CARE FAMILY MEDICINE			1	100%	1
CVS NV5942POCT LAS VEGAS		1			1
ENZO LABS INC			1	100%	1
BRISTOL REGINAL MEDICAL CENTER			1	100%	1
US LABORATORIES			1	100%	1
FAMILY MEDICAL CLINIC KENDALL LLC			1	100%	1
NORTH COUNTRY FAMILY HEALTH CENTER INC		1			1
HIGHLANDS CLINICAL LABORATORY			1	100%	1
ATHENA PLASTIC SURGERY		1			1
BUFFALO VAMC			1	100%	1
TENNOVA ER - SANGO			1	100%	1
ADVENTHEALTH MEDICAL GROUP ADULT AND SENIOR HEALTH			1	100%	1
Riviera Health Resort		1			1
SAN JOSE CLINIC		1			1
CVS OH10209POCT UNIONTOWN		1			1
Kroger 907 - The Little Clinic Holland		1			1
WATERTOWN URGENT CARE		1			1
Kroger - KR001100688			1	100%	1
CVS IL3163POCT OAK PARK		1			1
BLACKBERRY CENTER, THE		1			1
CFP PHYSICIANS GROUP			1	100%	1
INDIAN RIDGE		1			1

COVID-19: testing by laboratory

Data through Jan 22, 2021 verified as of Jan 23, 2021 at 09:25 AM

Data in this report are provisional and subject to change.

The numbers in the table below represent the number of Florida and non-Florida residents for whom test results were received by the Department of Health. A person can be tested by more than one laboratory and can have both positive and negative results. **Therefore, the sum of the numbers in each column will be larger than the total number of people tested.**

Reporting lab	Inconclusive	Negative	Positive	Percent positive	Total
LabCorp L#09258295 M#09258285			1	100%	1
TRIPLE O RESEARCH INSTITUTE PA			1	100%	1
CLARKSVILLE MANOR INC		1			1
TITUS REGIONAL MEDICAL CENTER			1	100%	1
MERRILL GARDENS AT CHAMPIONSGATE			1	100%	1
ST. VINCENT HOSPITAL			1	100%	1
FAYETTE MEDICAL CENTER LAB		1			1
OMNI HEALTHCARE INC			1	100%	1
YOUR KIDS URGENT CARE			1	100%	1
THE LITTLE CLINIC, LLC			1	100%	1
MEDEXPRESS URGENT CARE, MOSSIDE		1			1
COASTAL ER IX, PHYSICIANS PREMIER			1	100%	1
EDGAR PRICE FAMILY & CHILDREN HEALTHCARE CENTER			1	100%	1
MINUTE CLINIC DIAGNOSTIC OF VIRGINIA, LLC #6292		1			1
ATHENS LIMESTONE HOSPITAL		1			1
EASTSIDE MEDICAL CLINIC		1			1
TEXAS HEALTH CARE			1	100%	1
CARENOW URGENT CARE-HENDERSONVILLE		1			1
C V S / PHARMACY #833		1			1
METHODISM MIDLOTHIAN MEDICAL CENTER			1	100%	1
HEALTHCARE AND REHAB OF SANFORD			1	100%	1
THYROID SPECIALTY LABORATORY			1	100%	1
NEW ULM MEDICAL CENTER			1	100%	1
SUNCOAST PRIMARY CARE LLC			1	100%	1
MC DIAGNOSTIC OF CONNECTICUT, PC #252			1	100%	1
KENT		1			1
ARC POINT LABS OF AUSTIN NORTH			1	100%	1
SPARTANBURG REGIONAL MEDICAL CENTER			1	100%	1
PUBLIC HEALTH LABORATORIES			1	100%	1
BAYFRONT CARDIOVASCULAR ASSOCIATES			1	100%	1
RAJ K PAI MD PA			1	100%	1
SPECTRUM LABORATORY			1	100%	1
CFHC - FROSTPROOF			1	100%	1
Chateau Living Center			1	100%	1
BIOLOGICAL AND CHEMICAL EMERGENCIES LABORATORY			1	100%	1
Rehab Select of Talladega		1			1
QUEST DIAGNOSTICS INCORPORATED			1	100%	1
MEDEXPRESS URGENT CARE - BROOKHAVEN		1			1
MEMORIAL HERMANN KATY HOSPITAL			1	100%	1
MEDEXPRESS URGENT CARE - WESTFIELD, E MAIN ST			1	100%	1
Community Care Center of Heritage House, LLC			1	100%	1
CAN COMMUNITY HEALTH LLC		1			1
MISSISSIPPI VALLEY REGIONAL BLOOD CENTER			1	100%	1
MID-SOUTH URGENT CARE, PLLC			1	100%	1
Good Samaritan Society-Atkinson		1			1
TENNOVA HEALTHCARE - CLEVELAND			1	100%	1
MIAMI CHILDRENS HOSPITAL MIDTOWN OUTPATIENT CENTER			1	100%	1

COVID-19: testing by laboratory

Data through Jan 22, 2021 verified as of Jan 23, 2021 at 09:25 AM

Data in this report are provisional and subject to change.

The numbers in the table below represent the number of Florida and non-Florida residents for whom test results were received by the Department of Health. A person can be tested by more than one laboratory and can have both positive and negative results. **Therefore, the sum of the numbers in each column will be larger than the total number of people tested.**

Reporting lab	Inconclusive	Negative	Positive	Percent positive	Total
DERMDX, DIV OF AURORA DIAGNOSTICS/BERNHARDT LAB		1			1
THE TOLEDO HOSPITAL			1	100%	1
COLONIAL MEDICAL CENTER-EAST ORLANDO			1	100%	1
Kroger 895 - The Little Clinic Green Hills		1			1
FLORIDA ADVANCED MEDICAL AND DERM AESTHETICS LLC			1	100%	1
CONTINENTAL HOME HEALTH CARE INC			1	100%	1
Monument Health Strugis Care Center		1			1
Masonic Medical Research Institute			1	100%	1
CORDOVA FAMILY PRACTICE			1	100%	1
CLINICAL LABORATORY DEPARTMENT			1	100%	1
SHANNON CLARK OD, PA			1	100%	1
DESERT HOSPITAL/CPHU CLINICAL LABORATORY			1	100%	1
CLINTON DRUG STORE		1			1
HANCOCK REGIONAL HOSPITAL		1			1
ANDREWS			1	100%	1
ALLEGANY COUNTY DEPARTMENT OF HEALTH		1			1
PALM SPRINGS GENERAL HOSPITAL			1	100%	1
EAST END PEDIATRICS		1			1
HOLYOKE MEDICAL CENTER			1	100%	1
CAREWELL URGENT CARE FITCHBURG			1	100%	1
LIFE CARE CENTER OF GWINNETT		1			1
MINUTECLINIC DIAGNOSTIC, PA		1			1
PUTNAM CO HOSPITAL-D/B/A ASBURY TOWERS		1			1
PSL JAX BEACH OPERATIONS LLC			1	100%	1
BHA TITUSVILLE CLINIC			1	100%	1
OCALA REGIONAL DIALYSIS- NORTH			1	100%	1
RIVERTON CBOC			1	100%	1
A G RHODES HOME AT WESLEY WOODS		1			1
STEWARD FLORIDA ALF, INC			1	100%	1
CUSTOM SCRIPTS PHARMACY		1			1
FREEPORT ER DOX URGENT CARE		1			1
IDAHO HEALTH DEPARTMENT			1	100%	1
POETS WALK SARASOTA			1	100%	1
Oakview Manor Health and Rehab		1			1
LAKEVIEW HEALTH CARE SYSTEM LLC			1	100%	1
GADSDEN COUNTY HEALTH DEPARTMENT			1	100%	1
777 URGENT CARE			1	100%	1
Accordius Health at Gastonia			1	100%	1
ULTIMATE ANALYSIS LABORATORY			1	100%	1
EXCEPTIONAL EMERGENCY CENTER			1	100%	1
CVS M05724POCT KANSAS CITY		1			1
Riverside Nursing & Rehabilitation Center		1			1
WELLNOW URGENT CARE-OSWEGO			1	100%	1
VELOCITY URGENT CARE			1	100%	1
PROVIDENCE HOSPITAL			1	100%	1
CVS IN5696POCT FORT WAYNE		1			1
CLINICAL MICROBIOLOGY LAB FAIRVIEW UNIVERSITY HOSPITAL			1	100%	1

COVID-19: testing by laboratory

Data through Jan 22, 2021 verified as of Jan 23, 2021 at 09:25 AM

Data in this report are provisional and subject to change.

The numbers in the table below represent the number of Florida and non-Florida residents for whom test results were received by the Department of Health. A person can be tested by more than one laboratory and can have both positive and negative results. **Therefore, the sum of the numbers in each column will be larger than the total number of people tested.**

Reporting lab	Inconclusive	Negative	Positive	Percent positive	Total
PHYSICIANS PRIMARY CARE LEHIGH PEDS			1	100%	1
TALLAHASSEE DIALYSIS		1			1
ADVANCE GASTROENTEROLOGY			1	100%	1
MEDEXPRESS URGENT CARE - LAWRENCE		1			1
Oak Hill Health & Rehabilitation Center			1	100%	1
VISTA DEL SOL MED ASSOC		1			1
Bivins Pointe			1	100%	1
FLORIDA FAMILY LABORATORY		1			1
TALLAHASSEE MEMORIAL HEALTHCARE			1	100%	1
LAB. CORP. OF AMERICA			1	100%	1
El Paso Health Care Center			1	100%	1
NORTH FLORIDA FAMILY MEDICINE			1	100%	1
NEMOURS CHILDRENS URGENT CARE			1	100%	1
SUNY AT STONY BROOK			1	100%	1
CVS IL8751POCT CHICAGO		1			1
UNIVERSITY OF MIAMI MILLER SCHOOL			1	100%	1
QUALITY CLINICAL LAB LLC			1	100%	1
OPTIMAL MEDICINE INC		1			1
PARKWAY REGIONAL MEDICAL CENTER LAB			1	100%	1
WELLINGTON WEST 100176			1	100%	1
CHRISTIANA HOSPITAL		1			1
SUN CITY DIAGNOSTIC CENTER			1	100%	1
IZ MEDICAL		1			1
ADVANCED CARDIOVASCULAR DIAGNOSTICS OF FL			1	100%	1
SELECT MEDICAL CLINIC			1	100%	1
Kroger - KRO03400316			1	100%	1
ATHENS MEDICAL CENTER			1	100%	1
NIBHA MEDIRATTA MD PL			1	100%	1
EXACCARE KINGSTON, LLC			1	100%	1
BAYSIDE URGENT CARE CENTER INC			1	100%	1
ST JOHN'S HOME CARE			1	100%	1
RAMBAM URGENT CARE			1	100%	1
DEVITA		1			1
CHATSWORTH ASSISTED LIVING COMMUNITY AT PGA NATIONAL			1	100%	1
WILMINGTON NURSING AND REHAB			1	100%	1
ST CATHERINE HOSPITAL LABORATORY			1	100%	1
PREMIER MOBILE HEALTH SERVICES, LLC			1	100%	1
NASSAU UNIVERSITY MEDICAL CENTER DEPT		1			1
LAKE SUCCESS EXTENDED CARE		1			1
PALOMAR MEDICAL CENTER			1	100%	1
HATLEY HEALTH CARE, INC		1			1
NF Escambia, LLC DBA Olive BranchHealth and Rehabilitaion Center			1	100%	1
NORTH FLORIDA MEDICAL CENTERS INC		1			1
Ashland Place Health and Rehabilitation, LLC		1			1
CONNECTICUT PEDIATRICS @ CHC		1			1
SUPERKIDS PEDIATRICS			1	100%	1
HSRE-ASL CASSELBERRY TRS, LLC			1	100%	1

COVID-19: testing by laboratory

Data through Jan 22, 2021 verified as of Jan 23, 2021 at 09:25 AM

Data in this report are provisional and subject to change.

The numbers in the table below represent the number of Florida and non-Florida residents for whom test results were received by the Department of Health. A person can be tested by more than one laboratory and can have both positive and negative results. **Therefore, the sum of the numbers in each column will be larger than the total number of people tested.**

Reporting lab	Inconclusive	Negative	Positive	Percent positive	Total
ALL PRO ORTHOPEDICS & SPORTS MEDICINE, PA			1	100%	1
MAINE CENTER FOR DISEASE CONTROL AND PREVENTION			1	100%	1
WEST BOCA MEDICAL CENTER			1	100%	1
Parkside Manor		1			1
CQUENTIA NGS, LLC			1	100%	1
KIOSK MEDICINE KENTUCKY LLC		1			1
CLINICAL PATHOLOGY LABORATORIES SOUTHEAST INC			1	100%	1
American Fork Care Center dba Heritage Care Center		1			1
CVS IL1773POCT TINLEY PARK		1			1
MEMORIAL HEALTH UNIVERSITY MEDICAL CENTER			1	100%	1
Waters of Covington		1			1
Kroger 647 - The Little Clinic Newnan Crossings			1	100%	1
FAITH FAMILY PRACTICE			1	100%	1
ADVENTHEALTH HOME CARE WATERMAN			1	100%	1
Mountain City Care and Rehabilitation Center		1			1
LABORATORIO BUENA SALUD			1	100%	1
MALUHIA		1			1
Trucare Living Centers - Columbus		1			1
APALACHEE CENTER INC		1			1
SYNAPSE ANALYTICAL LABS		1			1
NHC HealthCare St. Charles		1			1
MINUTECLINIC DIAGNOSTIC OF KANSAS, PC		1			1
PROVIDENCE ST. PATRICK HOSPITAL			1	100%	1
ELEMENTS PHARMACY			1	100%	1
WEST DADE PEDIATRICS			1	100%	1
SCIENCE CARE			1	100%	1
CVS AZ9290POCT PHOENIX		1			1
Eddy Memorial Geriatric Center		1			1
HEARTLAND OF ZEPHYRHILLS FL, LLC			1	100%	1
CHAMBREL AT PINECASTLE			1	100%	1
CONSOLIDATED			1	100%	1
Oregon Veterans Home The Dalles		1			1
PANCARE HEALTH - BRUCE			1	100%	1
UCH LAB			1	100%	1
LANGLEY DIALYSIS			1	100%	1
COLLINS NURSING HOME		1			1
HEALTHCARE ASSOCIATES OF IRVING, LLP			1	100%	1
NATIONAL INSTITUTES OF HEALTH CLINICAL CENTER			1	100%	1
Remarkable Healthcare Dallas			1	100%	1
ATRIA PARK OF LAKE FOREST (WG HERITAGE LF LLC)			1	100%	1
Waycross Health and Rehabilitation		1			1
CAREWELL 203			1	100%	1
MEDICAL LIFE-INC GUIDEWELL EMERGENCY MEDICINE			1	100%	1
AESTHETIC PHYSICIANS PC			1	100%	1
CVS NC7588POCT ASHEVILLE		1			1
PHYSICIAN ASSOCIATES, LLC			1	100%	1
Kroger 524 - The Little Clinic Iron Bridge Road		1			1

COVID-19: testing by laboratory

Data through Jan 22, 2021 verified as of Jan 23, 2021 at 09:25 AM

Data in this report are provisional and subject to change.

The numbers in the table below represent the number of Florida and non-Florida residents for whom test results were received by the Department of Health. A person can be tested by more than one laboratory and can have both positive and negative results. **Therefore, the sum of the numbers in each column will be larger than the total number of people tested.**

Reporting lab	Inconclusive	Negative	Positive	Percent positive	Total
Washington County Nursing H0me			1	100%	1
HIGH DESERT COURT GROUP HOME			1	100%	1
SEWALLS POINT PHARMACY INC			1	100%	1
MEDAC AT PORTERS NECK			1	100%	1
SAINT BARNABAS MEDICAL CENTER		1			1
EAST TENNESSEE STATE UNIVERSITY		1			1
MOUNT SINAI MEDICAL CENTER OF FLORIDA, INC			1	100%	1
GWINNETT MEDICAL CENTER			1	100%	1
REFERENCE LABORATORY			1	100%	1
SUMMIT LABORATORY			1	100%	1
Kroger 379 - The Little Clinic Stony Brook		1			1
DOCTORS HOSPITAL OF LAREDO			1	100%	1
HAWAII DEPARTMENT OF HEALTH LAB			1	100%	1
CVS DC1340POCT WASHINGTON		1			1
BAPTIST HOSPITAL EAST			1	100%	1
POUDRE VALLEY HOSPITAL			1	100%	1
QUEST INC			1	100%	1
CVS IL2297144CV CHICAGO		1			1
CAROMONT HEALTH			1	100%	1
Lenbrook		1			1
Kroger 682 - The Little Clinic New Holland Market			1	100%	1
OPTUM MEDICAL CLINIC IN ROCKRIMMON			1	100%	1
SOUTH TEXAS HEALTH SYSTEM ER - WARE ROAD			1	100%	1
SOUTH FLORIDA URGENT CARE CENTERS, LLC			1	100%	1
WESTOX LABS		1			1
LAREDO EMERGENCY ROOM			1	100%	1
Cortland Acres Association		1			1
HALEYVILLE HEALTH CARE CENTER		1			1
COMMUNITY MEDICAL CENTER-ORANGE CITY		1			1
ARCADIA DIALYSIS CENTER			1	100%	1
VIVEX/UMTB BIOMEDICAL			1	100%	1
Kroger 328 - The Little Clinic Henderson Road		1			1
CVS CT718POCT ANSONIA		1			1
ADVANCED MEDICAL LABORATORIES (AML)			1	100%	1
QUALITY LAB			1	100%	1
IVAN, MAYA			1	100%	1
MINUTECLINIC DIAGNOSTIC OF OHIO #6139		1			1
TEVAPHARM			1	100%	1
CVS MINUTE CLINIC #5836		1			1
HENRICO DOCTOR'S LABORATORY			1	100%	1
TANGLEWOOD MANOR		1			1
LAB TEST KENDALL LLC		1			1
CORPORATION OF AMERICA		1			1
MEMORIAL HOSPITAL WEST			1	100%	1
CENTRAL TX MEDICAL CENTER - LAB			1	100%	1
SPORTS MEDICINE CLINIC - U OF WYOMING			1	100%	1
ROSLYN INTERNAL MEDICINE		1			1

COVID-19: testing by laboratory

Data through Jan 22, 2021 verified as of Jan 23, 2021 at 09:25 AM

Data in this report are provisional and subject to change.

The numbers in the table below represent the number of Florida and non-Florida residents for whom test results were received by the Department of Health. A person can be tested by more than one laboratory and can have both positive and negative results. **Therefore, the sum of the numbers in each column will be larger than the total number of people tested.**

Reporting lab	Inconclusive	Negative	Positive	Percent positive	Total
ST JOHNS MEDICAL CENTER		1			1
PEDIATRIC PARTNERS ZEPHYRHILLS			1	100%	1
CMC MERCY LABORATORY			1	100%	1
HUNTSVILLE HOSPITAL			1	100%	1
DEBORAH HEART AND LUNG CENTER		1			1
Smg At Bridgewater Family Medicine		1			1
LANGLADE			1	100%	1
MEDEXPRESS URGENT CARE-BRENTWOOD		1			1
CHESAPEAKE REGIONAL MEDICAL CENTER			1	100%	1
RCP OF MEMORIAL WEST			1	100%	1
HCL LABORATORIES			1	100%	1
MT CARMEL PHARMACY INC		1			1
ASPIRUS WAUSAU HOSPITAL			1	100%	1
CVS OH5457POCT POWELL		1			1
Kroger 777 - The Little Clinic Shelbyville		1			1
Life Care Center of Paradise Valley		1			1
CFCH - FROSTPROOF			1	100%	1
Heritage of Red Cloud		1			1
JOSEPH SCHENKER MD PC		1			1
VA OPTOMETRY CLINIC			1	100%	1
MEDICAL ASSOCIATES OF CARTER		1			1
CARDIAC AND VASCULAR CONSULTANTS MD PA		1			1
Freedom Pointe at The Villages			1	100%	1
LAKE LURE HEALTH CENTER			1	100%	1
CYPRESS CREEK DIALYSIS CTR			1	100%	1
Pinnacle Assisted Living			1	100%	1
KEY BISCAYNE PEDIATRIC ASSOCIATES INC			1	100%	1
Carrollton Manor Inc		1			1
HALIFAX FAMILY HEALTH CENTER			1	100%	1
Cottage of the Shoals		1			1
CENTRAL FL INTERNAL MEDICINE ASSOCIATES LLC		1			1
NEW YORK STATE DEPARTMENT OF HEALTH			1	100%	1
STERLING HOUSE OF PORT ORANGE		1			1
GRAND VILLA OF PINELLAS PARK			1	100%	1
Wedgewood Manor		1			1
ONslow COUNTY HEALTH DEPARTMENT			1	100%	1
GALVESTON COUNTY HEALTH DISTRICT			1	100%	1
CONWAY - SHERWOOD URGENT CARE			1	100%	1
LEXINGTON HOSPITAL CORPORATION			1	100%	1
WINTER PARK MEMORIAL HOSPITAL LABORATORY		1			1
PHYSICIANS PREMIER			1	100%	1
MID FLORIDA DERMATOLOGY ASSOCIATES PA			1	100%	1
FLAGLER CARE CENTER			1	100%	1
Imperial Healthcare Centre			1	100%	1
Orchid Cove at Naples			1	100%	1
VITAL CARE			1	100%	1
CENTURY LINK SPORTS COMPLEX			1	100%	1

COVID-19: testing by laboratory

Data through Jan 22, 2021 verified as of Jan 23, 2021 at 09:25 AM

Data in this report are provisional and subject to change.

The numbers in the table below represent the number of Florida and non-Florida residents for whom test results were received by the Department of Health. A person can be tested by more than one laboratory and can have both positive and negative results. **Therefore, the sum of the numbers in each column will be larger than the total number of people tested.**

Reporting lab	Inconclusive	Negative	Positive	Percent positive	Total
CVS CA9113POCT CHULA VISTA		1			1
SHAH			1	100%	1
Glenburn Home		1			1
A.G. Rhodes		1			1
Consulate Health Care of Tallahassee			1	100%	1
ADVANCE CARDIOVASCULAR IMAGING, INC			1	100%	1
SOMA MEDICAL CENTER PA #3 GREENACRES			1	100%	1
ALABAMA REFERENCE LAB			1	100%	1
ENCORE AT BOCA RATON, THE			1	100%	1
HAMILTON CHD		1			1
SPECIALTY DRUG TESTING			1	100%	1
SAINT JOSEPH'S HOSPITAL AND MEDICAL CENTER		1			1
CVS MO4850POCT SPRINGFIELD		1			1
AVON PARK CLUSTER		1			1
IMMY LABS			1	100%	1
Kroger 550 - The Little Clinic Bellevue		1			1
MINUTECLINIC DIAGNOSTIC OF NH, LLC (CL		1			1
GASTROENTEROLOGY ASSOC OF PENSACOLA, PA			1	100%	1
YUMA REGIONAL MEDICAL CENTER			1	100%	1
Medicalodges Neosho			1	100%	1
GEORGE WASHINGTON UNIVERSITY HOSPITAL			1	100%	1
CHILDREN'S MEMORIAL HOSPITAL			1	100%	1
HIGHLAND PARK LAKEWOOD PRESTON HOLLOW			1	100%	1
MINUTECLINIC DIAGNOSTIC OF KENTUCKY		1			1
COMMUNITY PHYSICIANS OF NORTH PORT PA			1	100%	1
MIDWAY SPECIALTY CARE CENTER INC		1			1
DIXIE REGIONAL MEDICAL CENTER			1	100%	1
MINUTECLINIC DIAG OF IND, LLC #5369		1			1
Kroger 686 - The Little Clinic Farragut		1			1
OCEAN MEDICAL CENTER		1			1
VITAL CARE CLINIC, LLC			1	100%	1
LEHIGH MEDICAL AND RESEARCH CENTER, INC			1	100%	1
Seal Rock Healthcare		1			1
ADVENTHEALTH SENIOR CARE AT ORMOND			1	100%	1
Broomall Manor		1			1
MEDEXPRESS URGENT CARE - BENTONVILLE		1			1
CVS IL2297652CV CHICAGO		1			1
Arlington Care Center			1	100%	1
AVERA SACRED HEART HOSPITAL			1	100%	1
KETTERING MEDICAL CENTER			1	100%	1
THE HEART HOSPITAL BAYLOR PLANO			1	100%	1
HEALTH EXPRESS		1			1
CELEBRATION HOSPITAL			1	100%	1
ALPHA 1 ANTITRYPSIN RESEARCH PROGRAM			1	100%	1
Glen Oaks Health and REhabilitation		1			1
SONNI'S PEDIATRICS			1	100%	1
Central Park Healthcare & Rehabilitation Center		1			1

COVID-19: testing by laboratory

Data through Jan 22, 2021 verified as of Jan 23, 2021 at 09:25 AM

Data in this report are provisional and subject to change.

The numbers in the table below represent the number of Florida and non-Florida residents for whom test results were received by the Department of Health. A person can be tested by more than one laboratory and can have both positive and negative results. **Therefore, the sum of the numbers in each column will be larger than the total number of people tested.**

Reporting lab	Inconclusive	Negative	Positive	Percent positive	Total
OSF SAINT FRANCIS MEDICAL CENTER			1	100%	1
SONORAN DESERT PATHOLOGY			1	100%	1
BATESVILLE - SHERWOOD URGENT CARE			1	100%	1
UNIVERSITY OF TEXAS AT EL PASO, THE			1	100%	1
PROVIDENCE PORTLAND MEDICAL CENTER		1			1
SOUTH DADE NURSING & REHABILITATION CENTER			1	100%	1
GOOD SAMARITAN HOSPITAL			1	100%	1
Maple Lane Nursing Home		1			1
ST FRANCIS MEDICAL CENTER			1	100%	1
EH FARGO HOSPITAL LABORATORY			1	100%	1
SOMA MEDICAL CENTER PA			1	100%	1
BROOKSVILLE REGIONAL HOSPITAL			1	100%	1
WALGREENS #15291		1			1
ORDRS, INC.			1	100%	1
ST. LUKE'S HOSPITAL			1	100%	1
ADVENTHEALTH IMAGING LAKE NONA			1	100%	1
Integrity Healthcare of Carbondale			1	100%	1
MIDDLETON PEDIATRICS			1	100%	1
LABORATORIO MEDICO CENTRAL CONDOMINO MD			1	100%	1
MEDEXPRESS URGENT CARE - TOPEKA, SW WANAMAKER RD		1			1
DAVENPORT PEDIATRICS CLERMONT PA		1			1
LEGACY AT HIGHWOODS PRESERVE		1			1
MED BAR LLC		1			1
AVERA ST. MARY'S HOSPITAL			1	100%	1
Summit Medical Group Morristown Oncology		1			1
BIOMERIEUX			1	100%	1
CHRISTUS GOOD SHEPHERD MEDICAL CENTER			1	100%	1
OLEAN GENERAL HOSPITAL		1			1
PCR DIAGNOSTICS			1	100%	1
MICROBIOLOGY DEPARTMENT			1	100%	1
DOCTORS CARE OF PALM COAST			1	100%	1
CHP COVID-19 (TX)			1	100%	1
MINUTECLINIC, LLC #4507		1			1
URGENT CARE OF FORT LAUDERDALE INC			1	100%	1
FAMILY PRACTICE ASSOCIATES		1			1
ACCURATE HEALTH SERVICES CORP			1	100%	1
Northern Nevada State Veterans Home		1			1
FAMILY MEDICINE AT CELEBRATION		1			1
POINTE MEDICAL SERVICES INC			1	100%	1
EXAC CARE CROSSVILLE		1			1
Good Samaritan Society - Albion		1			1
INTERNAL MEDICINE GROUP OF CENTRAL FLORIDA			1	100%	1
AURORA MEDICAL CENTER-KENOSHA			1	100%	1
CAREHERE LLC			1	100%	1
SOUTHERN HILLS MEDICAL CENTER			1	100%	1
DSI LABORATORIES-NAPLES-7TH			1	100%	1
MORGAN STANELY HEALTH CENTER		1			1

COVID-19: testing by laboratory

Data through Jan 22, 2021 verified as of Jan 23, 2021 at 09:25 AM

Data in this report are provisional and subject to change.

The numbers in the table below represent the number of Florida and non-Florida residents for whom test results were received by the Department of Health. A person can be tested by more than one laboratory and can have both positive and negative results. **Therefore, the sum of the numbers in each column will be larger than the total number of people tested.**

Reporting lab	Inconclusive	Negative	Positive	Percent positive	Total
TREASURE COAST PRIMARY CARE		1			1
CHATEAU MADELEINE - SENIOR LIVING & MEMORY CARE			1	100%	1
FLORIDA KEYS PED AND ADOLES CTR			1	100%	1
CARTERSVILLE MEDICAL CENTER			1	100%	1
KIDS CARE PEDIATRICS PA			1	100%	1
CARENOW LAKE WORTH			1	100%	1
STATE OF CALIFORNIA DOH SERVICES			1	100%	1
NEW YORK CITY DEPARTMENT OF HEALTH			1	100%	1
PEDIATRIC URGENT CARE CENTR OF FORT WORTH-LA GRAN			1	100%	1
BAYSHORE POINTE NURSING AND REHAB CENTER			1	100%	1
SANTA ROSA PEDIATRICS			1	100%	1
CLEVELAND CLINIC OHIO LABORATORIES			1	100%	1
LIFELINK OF FLORIDA			1	100%	1
TITUSVILLE CENTER FOR SURGICAL EXCELLENCE LLC		1			1
MADISON AT OVIEDO			1	100%	1
ST.ELIZABETH HEALTH CENTER	1				1
CVS PA1296POCT DREXEL HILL		1			1
CRUSADER COMMUNITY HEALTH			1	100%	1
CTMD MEDICAL CENTER, PA			1	100%	1
FLORIDA MEDICAL CENTER			1	100%	1
Kroger 541 - The Little Clinic Long Hollow Pike		1			1
ICARE		1			1
SLIDELL MEMORIAL HOSPITAL			1	100%	1
NORTHSIDE HOSPITAL DULUTH			1	100%	1
EVENTIDE LUTHERAN HOME		1			1
NORTH FL SOUTH GA HCS-LAKE CITY			1	100%	1
LAKELAND REGIONAL HEALTH GRASSLANDS		1			1
MEDICAL ASSOCIATES OF PINELLAS - LAB			1	100%	1
CVS MO8581POCT BLUE SPRINGS		1			1
SPINE & PAIN CONSULTANT PLLC		1			1
NEW MILFORD HOSPITAL			1	100%	1
DEPT OF VA MEDICAL CENTER - MIAMI			1	100%	1
Life Care Center of Auburn		1			1
CLERMONT HEALTH DEPARTMENT			1	100%	1
CARESPOT - OCOEE			1	100%	1
HEALTHPARTNERS HUDSON CLINIC			1	100%	1
FAMILY CARE SPECIALISTS OF ORLANDO			1	100%	1
VALLEY HOSPITAL MEDICAL CENTER		1			1
ST JOHNS EPISCOPAL HOSPITAL SOUTH SHORE		1			1
MINUTECLINIC, LLC #07876			1	100%	1
MAYO CLINIC BEACHES PRIMARY CARE CTR		1			1
UHEALTH CORAL SPRINGS			1	100%	1
JACKSONVILLE VA OPC			1	100%	1
The Evangelical Lutheran Good Samaritan Society Prescott Village		1			1
SPRINGBROOK HOSPITAL			1	100%	1
HEALTH PARTNERS REGIONAL HOSPITAL			1	100%	1
FIU HEALTH CARE CENTER			1	100%	1

COVID-19: testing by laboratory

Data through Jan 22, 2021 verified as of Jan 23, 2021 at 09:25 AM

Data in this report are provisional and subject to change.

The numbers in the table below represent the number of Florida and non-Florida residents for whom test results were received by the Department of Health. A person can be tested by more than one laboratory and can have both positive and negative results. **Therefore, the sum of the numbers in each column will be larger than the total number of people tested.**

Reporting lab	Inconclusive	Negative	Positive	Percent positive	Total
SHAMRA MEDICAL LABORATORY			1	100%	1
SKY RIDGE MEDICAL CENTER - MICRO			1	100%	1
WYOMING COUNTY DEPARTMENT OF HEALTH		1			1
Heritage Health of Peru			1	100%	1
REGIONAL MEDICAL LABORATORY			1	100%	1
MARYLAND DEPARTMENT OF HEALTH AND MENTAL HYGIENE-LABORATORIES			1	100%	1
CVS HEALTH, #2043		1			1
STONECREST MEDICAL CENTER		1			1
HCR ManorCare Greentree		1			1
UABC			1	100%	1
DE TAR HOSPITAL			1	100%	1
SHARON REGIONAL MEDICAL CENTER			1	100%	1
ROAN MOUNTAIN MEDICAL CENTER			1	100%	1
DIGNITY HEALING LLC			1	100%	1
UMMC MIDTOWN CAMPUS			1	100%	1
APPLECARE VALDOSTA			1	100%	1
KINGWOOD EMERGENCY HOSPITAL			1	100%	1
Village Crest Center for Health & Rehabilitation		1			1
MINUTECLINIC DIAG OF IND, LLC #6908		1			1
ADVENTHEALTH MEDICAL GROUP COMMUNITY MEDICINE			1	100%	1
HACKENSACK UNIVERSITY MEDICAL CENTER		1			1
MORNINGSIDE NURSING AND REHABILITATION		1			1
CONVENIENT MEDICAL AND HEALTH SERVICES			1	100%	1
ADVENT HEALTH - OWASA			1	100%	1
KAISER PERMANENTE REGIONAL REFERENCE LABORATORY		1			1
Tremont Health & Rehabilitation Center		1			1
MEDPOST - NORTH DALLAS			1	100%	1
CVS TX3292POCT WYLIE		1			1
BEAUFORT MEMORIAL			1	100%	1
NORTH SHORE HEMATOLOGY-ONCOLOGY ASSOCI		1			1
THE CHILDREN'S HOSPITAL OF PHILADELPHIA		1			1
RM PHARMACY SERVICES INC		1			1
LAB PLUS, LLC			1	100%	1
HORIZON MEDICAL CENTER			1	100%	1
Acts Manor House		1			1
GENESIS HEALTH SYSTEM			1	100%	1
UNIVERSITY OF MIAMI PRIMARY CARE SITE UMHC 3039			1	100%	1
SYNERGENE LABORATORY			1	100%	1
WORKFORCE HEALTH DEPARTMENT			1	100%	1
SUMMIT URGENT CARE PS			1	100%	1
CRYSTAL RIVER FIRE DEPARTMENT			1	100%	1
BOND COUNTY HEALTH DEPARTMENT			1	100%	1
LIFESPAN HEALTH - SELMER		1			1
FIVE STAR PREMIER RESIDENCES OF POMPANO BEACH			1	100%	1
NEVADA DEPARTMENT OF HEALTH AND HUMAN SERVICES			1	100%	1
SACRED HEART HEALTH SYSTEM- MIDWIFE PROGRAM			1	100%	1
MERCY GENERAL HOSPITAL			1	100%	1

COVID-19: testing by laboratory

Data through Jan 22, 2021 verified as of Jan 23, 2021 at 09:25 AM

Data in this report are provisional and subject to change.

The numbers in the table below represent the number of Florida and non-Florida residents for whom test results were received by the Department of Health. A person can be tested by more than one laboratory and can have both positive and negative results. **Therefore, the sum of the numbers in each column will be larger than the total number of people tested.**

Reporting lab	Inconclusive	Negative	Positive	Percent positive	Total
OAKMONTE VILLAGE OF DAVIE			1	100%	1
Shoreline Care Center			1	100%	1
BAYCARE OUTREACH LAB AT NEW TAMPA			1	100%	1
CARESOUTH HHA HOLDINGS OF THE TREASURE COAST LLC			1	100%	1
Parkview Care Center			1	100%	1
METRO HEALTH HOSPITAL LABORATORY		1			1
Kroger 130 - The Little Clinic Colorado Springs		1			1
WALGREENS #10308		1			1
The Pines at Poughkeepsie Center for Nursing and Rehabilitation		1			1
HEALGEN SCIENTIFIC			1	100%	1
GUIDEWELL EMERGENCY MEDICINE DOCTORS LLC #33			1	100%	1
ALIMETRIX INC		1			1
VA CBOC			1	100%	1
NEW ERA COMMUNITY HEALTH CENTER LLC		1			1
NEMOURS CHILDREN'S URGEN CARE			1	100%	1
BOULDER COMMUNITY HOSPITAL			1	100%	1
SOUTHWEST FLORIDA DIVISION LAB			1	100%	1
bishop rehabilitation and nursing center		1			1
BIOMAT ORLANDO		1			1
BAPTIST HEALTH PRIMARY CARE AT DORAL			1	100%	1
MOUNT ST MARYS HOSPITAL OF NIAGARA FALLS			1	100%	1
CVS NC5591POCT STATESVILLE			1	100%	1
HARBORCHASE OF VILLAGES CROSSING			1	100%	1
MID FLORIDA COMMUNITY SERVICES			1	100%	1
Kroger 519 - The Little Clinic Staples Mill Road		1			1
Portsmouth Health and Rehab			1	100%	1
FIT4LIFE MEDICAL CENTER			1	100%	1
Kroger 627 - The Little Clinic Castleberry			1	100%	1
PORT ORANGE NURSING & REHAB			1	100%	1
LAKE MARY PEDIATRICS			1	100%	1
DEPARTMENT OF HEALTH AND ENVIRONMENTAL CONTROL			1	100%	1
VIP FAMILY PRACTICE			1	100%	1
NEWTON MEMORIAL HOSPITAL		1			1
FHCP ASC - ORANGE CITY			1	100%	1
MONROE COUNTY FIRE RESCUE		1			1
CVS OH3476POCT TIPP CITY		1			1
LOGAN COUNTY HOSPITAL			1	100%	1
Sanford Health & Rehabilitation			1	100%	1
CHI ST VINCENT LITTLE ROCK DIAGNOSTIC CLINIC			1	100%	1
The Palms Nursing and Rehabilitation		1			1
SOUTHERN BREEZE HEALTHCARE			1	100%	1
DAYTONA BEACH CENTRA CARE			1	100%	1
UHS BINGHAMTON GENERAL			1	100%	1
Kroger 395 - The Little Clinic Blanchester		1			1
AFFILIATED LABORATORIES INC			1	100%	1
ADVENTHEALTH MEDICAL GROUP SENIOR HEALTH AT			1	100%	1
COVID TESTING LLC			1	100%	1

COVID-19: testing by laboratory

Data through Jan 22, 2021 verified as of Jan 23, 2021 at 09:25 AM

Data in this report are provisional and subject to change.

The numbers in the table below represent the number of Florida and non-Florida residents for whom test results were received by the Department of Health. A person can be tested by more than one laboratory and can have both positive and negative results. **Therefore, the sum of the numbers in each column will be larger than the total number of people tested.**

Reporting lab	Inconclusive	Negative	Positive	Percent positive	Total
MINUTECLINIC DIAGNOSTIC OF OHIO #5060		1			1
C A R E S		1			1
Kroger 481 - The Little Clinic Houston Levee		1			1
STAMFORD HOSPITAL			1	100%	1
MINUTECLINIC DIAG OF IND, LLC #6250		1			1
MEDICAL CITY DENTON			1	100%	1
CAMBRIDGE HEALTH ALLIANCE			1	100%	1
GIFFORD MEMORIAL HOSPITAL		1			1
CYPRESS VILLAGE REHAB CENTER		1			1
INDIANA STATE DEPARTMENT OF HEALTH CLINIC MICROBIOLOGY		1			1
COMMUNITY HEALTH CENTERS INC			1	100%	1
PARRISH MEDICAL GROUP			1	100%	1
UNIVERSITY OF BALTIMORE WASHINGTON MEDICAL CENTER			1	100%	1
SIGNATURE CARE COLLEGE STATION			1	100%	1
CVS SC5479POCT INDIAN LAND		1			1
WESTON COUNTY HEALTH SERVICES			1	100%	1
Monument Health Custer Care Center		1			1
PRIMARY CARE SPECIALISTS OF ORLANDO LLC			1	100%	1
HAMILTON CI MAIN UNIT ANNEX/ WORK CAMP			1	100%	1
CVS AZ69POCT PEORIA		1			1
Southwest Louisiana Veterans Home			1	100%	1
ATLANTIC DIAGNOSTICS			1	100%	1
CVS NC7213POCT MATTHEWS		1			1
HERNANDO CHILDREN'S			1	100%	1
Autumn Care of Suffolk		1			1
MEMORIAL HEALTH SYSTEM		1			1
ANY LAB TEST FAST CORP			1	100%	1
REELFOOT FAMILY WALK-IN CLINIC		1			1
TLC MEDICAL			1	100%	1
Kroger 426 - The Little Clinic Suwanee		1			1
BHS PHYSICIAN NETWORK			1	100%	1
PM PEDIATRICS OF BAYSIDE, PLLC - RIVE		1			1
2504-HOMEWOOD		1			1
WESTCOAST FAMILY PRACTICE		1			1
NEW HORIZON PRIMARY CARE LLC			1	100%	1
GATEWAY FAMILY HEALTH CLINIC			1	100%	1
FLORIDA EPIDEMIOLOGY PROGRAM			1	100%	1
COVE AT THE MARBELLA,THE			1	100%	1
JOHNSON & JOHNSON VISION CARE-VISTAKON			1	100%	1
ST VINCENT'S AMBULATORY CARE INC			1	100%	1
DIAGNOSTIC GROUP INTEGRATED HEALTHCARE			1	100%	1
SACRED HEART MEDICAL CENTER			1	100%	1
MARTIN HEALTH PHYSICIAN GROUP			1	100%	1
CVS NE2741POCT LA VISTA		1			1
RENOWN REGIONAL MEDICAL CENTER			1	100%	1
UF KANAPAHA LAB BEAKER		1			1
SIMPLY HEALTHCARE AND WELLNESS CLINIC, PC			1	100%	1

COVID-19: testing by laboratory

Data through Jan 22, 2021 verified as of Jan 23, 2021 at 09:25 AM

Data in this report are provisional and subject to change.

The numbers in the table below represent the number of Florida and non-Florida residents for whom test results were received by the Department of Health. A person can be tested by more than one laboratory and can have both positive and negative results. **Therefore, the sum of the numbers in each column will be larger than the total number of people tested.**

Reporting lab	Inconclusive	Negative	Positive	Percent positive	Total
GENESEE COUNTY HEALTH DEPARTMENT		1			1
Sherwood Oaks Health Center			1	100%	1
SUMMIT COUNTY PUBLIC HEALTH DEPARTMENT			1	100%	1
NEW YORK UNIVERSITY MEDICAL CENTER			1	100%	1
CENTRAL CAROLINA HOSPITAL			1	100%	1
WVU MEDICINE AT SUNCREST TOWNE CENTRE			1	100%	1
REEVES COUNTY HOSPITAL DISTRICT			1	100%	1
ALBANY MEDICAL CENTER			1	100%	1
UNIVERSITY OF VERMONT MEDICAL CENTER			1	100%	1
BSA PHYSICIANS GROUP, INC D/B/A BSA FAMILY MEDICAL			1	100%	1
Livingston County Center for Nursing and Rehabilitation		1			1
Walgreens #5421		1			1
ST. JOHN HOSPITAL & MEDICAL CENTER			1	100%	1
HILTON HEAD HOSPITAL/INPATIENT			1	100%	1
MANOR CARE OF DELRAY BEACH FL LLC		1			1
CVS IN8669POCT INDIANAPOLIS		1			1
Lemont Nursing and Rehab Center			1	100%	1
BAPTIST HOSPITAL NURSING/PATIENT CARE			1	100%	1
SACRED HEART HOSPITAL NURSING			1	100%	1
RAYMOND F CARON MD			1	100%	1
SPHERE DX			1	100%	1
ROSE HAVEN NURSING CENTER		1			1
CARENOW-MONTGOMERY			1	100%	1
PALMETTO PRIMARY CARE PHYSICIANS			1	100%	1
ASSISTED LIVING AT TREZEVANT		1			1
FLORIDA MEDICAL CLINIC PA GI			1	100%	1
SKYRIDGE CLINICAL ASSOCIATES		1			1
DIVERSICARE OF BIG SPRINGS		1			1
SOUTH FLORIDA RESEARCH ORGANIZATION			1	100%	1
ALPHA CLINICAL LABORATORY CORP.			1	100%	1
MEDEXPRESS URGENT CARE - HADLEY		1			1
VA ST LOUIS HEALTH CARE SYSTEM			1	100%	1
CVS MD1515POCT LEONARDTOWN		1			1
CONCORDIA MANOR			1	100%	1
Walgreens #12427			1	100%	1
DILELLA			1	100%	1
MOUNT SINAI AVENTURA DIAGNOSTIC CENTER			1	100%	1
SIGNATURE CARE MEMORIAL CITY			1	100%	1
WESLEY MEDICAL CENTER			1	100%	1
NULEASE MEDICAL SOLUTIONS			1	100%	1
MERCY – NORTH IOWA			1	100%	1
Aspire Physical Recovery Center at Cahaba River		1			1
ROSE MEDICAL CENTER LAB			1	100%	1
Ash Flat Healthcare and Rehabilitation Center			1	100%	1
BAYFRONT HEAL WOUND CARE AND HYPERBARIC CENTER			1	100%	1
PEACHEALTH LABORATORIES		1			1
MYCLINIC, INC			1	100%	1

COVID-19: testing by laboratory

Data through Jan 22, 2021 verified as of Jan 23, 2021 at 09:25 AM

Data in this report are provisional and subject to change.

The numbers in the table below represent the number of Florida and non-Florida residents for whom test results were received by the Department of Health. A person can be tested by more than one laboratory and can have both positive and negative results. **Therefore, the sum of the numbers in each column will be larger than the total number of people tested.**

Reporting lab	Inconclusive	Negative	Positive	Percent positive	Total
GENESIS FAMILY PRACTICE			1	100%	1
MEMORIAL HOSPITAL OF TAMPA			1	100%	1
MEDEXPRESS URGENT CARE - CONWAY		1			1
CLEVELAND CLINIC OUTPATIENT LABORATORY			1	100%	1
MEDEXPRESS URGENT CARE - RUSSELLVILLE, W MAIN ST		1			1
Alden North Shore			1	100%	1
Carington Park			1	100%	1
Bolingreen Health and Rehabilitation		1			1
IM&P WELLNES CENTER			1	100%	1
ATRIA TAMARAC			1	100%	1
Kroger 522 - The Little Clinic Gahanna		1			1
PALMA CEIA MED GROUP-SWANN		1			1
CLIFTON-FINE HOSPITAL LABORATORY		1			1
CIGNA GATEWAY			1	100%	1
BERKSHIRE MEDICAL CENTER			1	100%	1
WASHINGTONVILLE PHARMACY INC		1			1
FHPG SURGICAL ASSOCIATES OF EAST PASCO			1	100%	1
BROADWAY HEALTH FLORIDA MEDICAL CLINIC URGENT CARE			1	100%	1
ST MARY'S OF SAGINAW		1			1
HALIFAX HEALTH PRIMARY CARE ORMOND			1	100%	1
TRUMAN MEDICAL CENTER - HOSPITAL HILL			1	100%	1
OCCUPATIONAL HEALTH CENTER		1			1
NORTH OKALOOSA PHYSICIAN GRP - WALK IN CLINIC			1	100%	1
EAST FL CORE LAB			1	100%	1
ADAMS COUNTY HEALTH DEPARTMENT			1	100%	1
MEDICAL ARTS LABORATORY			1	100%	1
ROYAL OAK MEDICAL CENTER LLC DBA CHARACTER FAMILY			1	100%	1
NORTH RIVER FAMILY HEALTH CENTER			1	100%	1
FRESENIUS KIDNEY CARE			1	100%	1
ALTA BATES SUMMIT MEDICAL CENTER CLINICAL LAB			1	100%	1
Villa Maria			1	100%	1
PELICAN STATE OUTPATIENT CENTER			1	100%	1
BAYLOR SCOTT AND WHITE MEDICAL CENTER -CENTENTENNIAL			1	100%	1
TMH CANCER CENTER LABORATORY			1	100%	1
Holly Hill Healthcare Center			1	100%	1
PUBLIX PHARMACY # 1236			1	100%	1
MEDI STATION			1	100%	1
TCPA CLINICAL LABORATORIES			1	100%	1
MEMORIAL HOSPITAL - BELLEVILLE			1	100%	1
STEWART MEDICAL GROUP INC			1	100%	1
MEMORIAL HERMANN SOUTHWEST HOSPITAL			1	100%	1
HARRINGTON PARK HEALTH AND REHAB		1			1
GRAND VILLA OF SARASOTA			1	100%	1
JOSHUA E CHESIR MD		1			1
PASCO COUNTY HEALTH DEPARTMENT			1	100%	1
ARLINGTON ADULT RESIDENTIAL FACILITY, INC			1	100%	1
LEGACY ER AND URGENT CARE			1	100%	1

COVID-19: testing by laboratory

Data through Jan 22, 2021 verified as of Jan 23, 2021 at 09:25 AM

Data in this report are provisional and subject to change.

The numbers in the table below represent the number of Florida and non-Florida residents for whom test results were received by the Department of Health. A person can be tested by more than one laboratory and can have both positive and negative results. **Therefore, the sum of the numbers in each column will be larger than the total number of people tested.**

Reporting lab	Inconclusive	Negative	Positive	Percent positive	Total
SOUTHEASTERN HEALTH FACILITES, INC		1			1
Kroger 97 - The Little Clinic Hutchinson		1			1
FLORIDA HEALTH CARE MEDICAL GROUP		1			1
EASTSIDE URGENT CARE			1	100%	1
FAMILY MEDICAL CLINIC HOMESTEAD, LLC			1	100%	1
ORLANDO PHYSICIAN NETWORK		1			1
CVS OH3458POCT BEAVERCREEK		1			1
SOUTHWOOD HEALTHCARE CENTER		1			1
TALLAHASSEE PRIMARY CARE ASSOCIATES PA			1	100%	1
PATHOLOGY		1			1
UPSON REGIONAL MEDICAL CENTER			1	100%	1
MINUTECLINIC DIAGNOSTIC OF OHIO #4401		1			1
YOUR HEALTH PEDIATRICS			1	100%	1
TERRELL URGENT CARE			1	100%	1
WELLPATH			1	100%	1
HUMC		1			1
MEDCOR CORPORATE CLINIC			1	100%	1
WATERBURY HOSPITAL REFERENCE LAB			1	100%	1
FLORIDA DEPARTMENT OF HEALTH SEMINOLE COUNTY		1			1
PREMIER FAMILY AND SPORTS MEDICINE LLC			1	100%	1
LP ELIZABETHTON		1			1
FLORIDA STATE HOSPITAL CLINICAL LABORATORY		1			1
URGENT CARE OF KANSAS CITY			1	100%	1
Mountain View Manor			1	100%	1
INSTANT MEDICAL CARE CENTER			1	100%	1
NFRC CLINICAL LAB			1	100%	1
SARHA DOCTORS CENTER			1	100%	1
MOORE CLINICAL RESEARCH INC			1	100%	1
HEALTH FIRST MEDICAL GROUP LLC			1	100%	1
SOUTHWOOD NURSING & RETIREMENT CENTER		1			1
JACKSBORO URGENT CARE			1	100%	1
CVS IL7017POCT BLOOMINGTON		1			1
TAMPA HEALTH CARE PROVIDERS PA		1			1
Hillside Rehab and Care Center			1	100%	1
RIDGEFIELD PEDIATRIC ASSOCIATES		1			1
CLERMONT PEDIATRICS, PA			1	100%	1
LADY OF THE SEA HOSPITAL LAB			1	100%	1
BREVARD FAMILY WALK IN CLINIC			1	100%	1
HENRY FORD WEST BLOOMFIELD HOSPITAL			1	100%	1
CARESPOT EXPRESS HEALTHCARE BOYNTON BEACH			1	100%	1
Walgreens #5065		1			1
HARMONY HEALTHCARE ORLANDO INC		1			1
OHIOHEALTH URGENT CARE			1	100%	1
CARE CENTERS OF NASSAU, LLC - HENDRICKS RD		1			1
MEDEXPRESS URGENT CARE - MARTINSVILLE		1			1
ANY LAB TEST NOW JACKSONVILLE		1			1
Eagle Health and Rehabilitation		1			1

COVID-19: testing by laboratory

Data through Jan 22, 2021 verified as of Jan 23, 2021 at 09:25 AM

Data in this report are provisional and subject to change.

The numbers in the table below represent the number of Florida and non-Florida residents for whom test results were received by the Department of Health. A person can be tested by more than one laboratory and can have both positive and negative results. **Therefore, the sum of the numbers in each column will be larger than the total number of people tested.**

Reporting lab	Inconclusive	Negative	Positive	Percent positive	Total
CONSULATE HEALTH CARE OF VERO BEACH			1	100%	1
MEDICAL ASSOCIATES OF BREVARD LLC		1			1
Dugan Memorial Home		1			1
MEDIPLUS CLINIC, INC			1	100%	1
MEADOWS PARK HEALTH AND REHABILITATION		1			1
GRAND VILLA OF LAKELAND		1			1
SMITH KLINE			1	100%	1
HARRIS URGENT CARE CENTER			1	100%	1
BAYLOR SCOTT & WHITE MEDICAL SURGICAL CLINIC			1	100%	1
ADVENTHEALTH DURAND			1	100%	1
FAIRVIEW SOUTHDALE			1	100%	1
MEDEX CLINIC LLC			1	100%	1
Strasburg Care Center		1			1
CVS SC2497POCT LEXINGTON		1			1
CVS SC2250POCT COLUMBIA		1			1
SOUTHEAST MISSOURI HOSPITAL		1			1
UNIVERSITY OF SOUTH FLORIDA			1	100%	1
BOCA CIEGA CENTER			1	100%	1
BAPTIST EMERGENCY HOSPITAL KELLY			1	100%	1
HELIX BIOMEDICS LLC			1	100%	1
Kingston Care Center of Fort Wayne		1			1
VILLAGES HEALTH SYSTEM, LLC, THE			1	100%	1
ASSOCIATES MD MEDICAL GROUP INC			1	100%	1
FORT LOUDOUN PRIMARY CARE		1			1
FLORIDA MEDICAL CLINIC, LLC			1	100%	1
ADVANCED LABORATORY SERVICES			1	100%	1
UHEALTH CARDIOLOGY			1	100%	1
ASCARATE DIALYSIS			1	100%	1
ROBERTS WESLEYAN COLLEGE HEALTH CENTE		1			1
C V S / PHARMACY #4396		1			1
PLANT CITY FAMILY CARE		1			1
Diversicare of Smyrna		1			1
URGENTMED PLANTATION			1	100%	1
GIBSON AREA PRIMARY CARE			1	100%	1
ORANGE PEDIATRICS PA			1	100%	1
BLANCHARD VALLEY HOSPITAL LABORATORY			1	100%	1
BAYMEADOWS PEDIATRIC CARE		1			1
SYCAMORE MEDICAL CENTER-KETTERING HEALTH NETWORK			1	100%	1
University Plaza Rehabilitation and Nursing			1	100%	1
HENRY FORD HOSPITAL			1	100%	1
PREMIER PEDIATRICS			1	100%	1
PAUL C SCHWARTZ & MELVIN L WEIDMAN		1			1
COLONIAL VILLA GOOD SAMARITAN CENTER		1			1
LOURDES URGENT CARE			1	100%	1
LOPEZ		1			1
THE CLINIC ON SIXTH			1	100%	1
PULMONARY MEDICINE		1			1

COVID-19: testing by laboratory

Data through Jan 22, 2021 verified as of Jan 23, 2021 at 09:25 AM

Data in this report are provisional and subject to change.

The numbers in the table below represent the number of Florida and non-Florida residents for whom test results were received by the Department of Health. A person can be tested by more than one laboratory and can have both positive and negative results. **Therefore, the sum of the numbers in each column will be larger than the total number of people tested.**

Reporting lab	Inconclusive	Negative	Positive	Percent positive	Total
PM PEDIATRICS PC			1	100%	1
PRIMACARE MEDICAL LAKEWOOD			1	100%	1
INDIAN RIVER CLINICAL LABORATORY, INC.		1			1
KIDSVILLE PEDIATRICS III PA			1	100%	1
INHEALTH LIFE SCIENCES LLC			1	100%	1
HARDIN MEMORIAL HOSPITAL - HEARTLAND PATHOLOGY CONSULTANTS			1	100%	1
Birmingham Nursing & Rehab Center		1			1
PLEASANT RIDGE MANOR WEST		1			1
UF HEALTH - WILDLIGHT			1	100%	1
CORIZON HEALTH INC			1	100%	1
INTERMOUNTAIN MEDICAL CENTER			1	100%	1
MID-FLORIDA CANCER CENTERS		1			1
OHIO VALLEY MANOR NURSING &		1			1
OMNI HEALTHCARE URGENT CARE			1	100%	1
ADVENT HEALTH MEDICAL GROUP FAMILY AND INTERNAL MEDICINE AT AVALON PAR			1	100%	1
JACK M MATHENY II MD			1	100%	1
DR PHILLIPS CENTER FOR WELLNESS		1			1
VIRGINIA UROLOGY		1			1
NEMOURS CHILDREN'S PRIMARY CARE			1	100%	1
BEST CARE COMMUNITY AND FAMILY HEALTH CENTER INC			1	100%	1
DORAL KIDNEY CENTER			1	100%	1
Kroger 717 - The Little Clinic Dolphin Drive			1	100%	1
Kroger 596 - The Little Clinic Brentwood		1			1
FLORIDA HEART AND VASCULAR MULTISPECIALTY GROUP PA			1	100%	1
SEACOAST PATHOLOGY PROFESSIONAL ASSOC		1			1
URGENT CARE CENTER OF PORT ORANGE LLC			1	100%	1
Kroger 126 - The Little Clinic Cottonwood		1			1
FLORIDA DIGESTIVE AND LIVER SPECIALISTS			1	100%	1
ALLIANCE LABORATORY SERVICES			1	100%	1
LAKE BALDWIN			1	100%	1
Kroger 353 - The Little Clinic Harpers Point		1			1
NONA PEDIATRIC CENTER			1	100%	1
CARESPOT - LEE VISTA			1	100%	1
DAVITA DIALYSIS-NORTH			1	100%	1
ABSOLUTE HEALTH INTERNAL MEDICINE AND PEDIATRICS		1			1
CVS TN7698POCT KNOXVILLE		1			1
ARIZONA STATE LABORATORY			1	100%	1
MENORAH MANOR			1	100%	1
CITRONELLE HEALTH AND REHABILITATION CENTER		1			1
SOUTHWEST ORLANDO FAMILY MEDICINE, PL			1	100%	1
ATMORE COMMUNITY HOSPITAL			1	100%	1
HEALTH PLUS SUNRISE MEDICAL OFFICE			1	100%	1
CONCIERGE INTERNAL MEDICINE ASSOCIATES			1	100%	1
ENCOMPASS HEALTH HOME HEALTH		1			1
LAKE VISTA DIALYSIS			1	100%	1
MEDEXPRESS URGENT CARE - ROSS TOWNSHIP		1			1
Rio Grande City Nursing and Rehab Center			1	100%	1

COVID-19: testing by laboratory

Data through Jan 22, 2021 verified as of Jan 23, 2021 at 09:25 AM

Data in this report are provisional and subject to change.

The numbers in the table below represent the number of Florida and non-Florida residents for whom test results were received by the Department of Health. A person can be tested by more than one laboratory and can have both positive and negative results. **Therefore, the sum of the numbers in each column will be larger than the total number of people tested.**

Reporting lab	Inconclusive	Negative	Positive	Percent positive	Total
DISCOVERY AT HOME, LLC			1	100%	1
LOUIS STOKES CLEVELAND VA MEDICAL CENTER			1	100%	1
NORTHWEST FLORIDA SPECIALTY PHYSICIANS LLC		1			1
ADVENTHEALTH PHYSICIAN GROUP – APPLEWOOD			1	100%	1
PINNACLE DIALYSIS		1			1
SAINT JOSEPHS HOSPITAL OF ATLANTA			1	100%	1
TRAVIS LEE THOMPSON MD			1	100%	1
DECATUR MORGAN HOSPITAL - DECATUR GENE		1			1
San Antonio Residence and Rehabilitation Center		1			1
OCALA REGIONAL KIDNEY CENTER EAST			1	100%	1
Vibrantlife of El Paso Rehabilitation Center			1	100%	1
HUNEYCUTT FAMILY PRACTICE			1	100%	1
ADVENTHEALTH MEDICAL GROUP UROLOGY AT EAST ORLANDO		1			1
DEVLIN MANOR NURSING AND REHABILITATION		1			1
BAXTER REGIONAL MEDICAL CENTER			1	100%	1
NANCY M WORTHINGTON MD PA			1	100%	1
Kroger 687 - The Little Clinic Sugar Hill			1	100%	1
JMC TALLAHASSEE, LLC			1	100%	1
OUCH URGENT CARE			1	100%	1
ADVANTA LABS, LLC		1			1
ARIZA WELLNESS CARE LLC			1	100%	1
Kroger 923 - The Little Clinic Centerville		1			1
Villages of St.Peters		1			1
PEDIATRIC PARTNERS OF ZEPHYRHILLS PA			1	100%	1
MEDTOWN PHARMACY			1	100%	1
PROVIDENCE LABORATORY SERVICES		1			1
NORTHEAST TEXAS DIALYSIS		1			1
BROOKDALE PALM COAST		1			1
FLORIDA HOSPITAL TRANSPLANT CENTER		1			1
TMH PHYSICIAN PARTNERS			1	100%	1
PALM COAST DRAW STATION/AMERICAN HEALTH ASSOCIATES		1			1
SOUTH TAMPA AFTER HOURS CLINIC			1	100%	1
PARTNERS IN PRIMARY CARE		1			1
MED TECH CLINICAL LABORATORY		1			1
CENTRAL TX URGENT CARE			1	100%	1
BASCOM PALMER EYE INSTITUTE			1	100%	1
ARNOLD PALMER HOSPITAL LAB POCT		1			1
NORTH SHORE HEMATOLOGY-ONCOLOGY ASSOCIATES		1			1
BASCOM PALMER-MICRO LAB			1	100%	1
FLORIDA HOME HEALTH			1	100%	1
SURGERY CENTER, THE			1	100%	1
SUSAN F. WILLIAMS M.D., P.A.			1	100%	1
COSTCO PHARMACY #1023			1	100%	1
MEDEXPRESS URGENT CARE - ANDERSON		1			1
CAREHERE HUDSON BAY			1	100%	1
FLORIDA STATE UNIVERSITY HEALTH SERVICES			1	100%	1
PROGRESSIVE MEDICAL RESEARCH			1	100%	1

COVID-19: testing by laboratory

Data through Jan 22, 2021 verified as of Jan 23, 2021 at 09:25 AM

Data in this report are provisional and subject to change.

The numbers in the table below represent the number of Florida and non-Florida residents for whom test results were received by the Department of Health. A person can be tested by more than one laboratory and can have both positive and negative results. **Therefore, the sum of the numbers in each column will be larger than the total number of people tested.**

Reporting lab	Inconclusive	Negative	Positive	Percent positive	Total
STANLY REGIONAL MEDICAL CENTER			1	100%	1
CVS MD2956POCT NEW MARKET			1	100%	1
PARK AVENUE DERMATOLOGY NORTH			1	100%	1
COMMUNITY MEDICAL CARE			1	100%	1
PATIENT FIRST - LEESBURG			1	100%	1
WINCHESTER HOSPITAL			1	100%	1
Cooperstown Center for Nursing and Rehabilitation		1			1
HOWELL BRANCH COURT			1	100%	1
TWIN			1	100%	1
SOMA MEDICAL CENTER, P.A.			1	100%	1
Metairie Healthcare Center			1	100%	1
CROSSROADS URGENT CARE PLLC		1			1
GENESIS MICROBIOLOGY LAB		1			1
MEDEXPRESS URGENT CARE - BENTON		1			1
EASTMAN HEALTHCARE & REHAB		1			1
NASSAU COUNTY HEALTH DEPARTMENT-FERNANDINA BEACH C		1			1
MARINA DEL REY HOSPITAL LAB			1	100%	1
KNOX COMMUNITY HOSPITAL			1	100%	1
BUFFALO CROSSINGS HEALTHCARE AND REHABILITATION CENTER			1	100%	1
CVS NC7529POCT KNIGHTDALE		1			1
ELITE MEDICAL LABORATORY SOLUTIONS LLC			1	100%	1
MEDEXPRESS URGENT CARE - WAYNESBURG		1			1
CORNERSTONE OF RECOVERY INC		1			1
GATEWAY LABORATORIES		1			1
CVS OH2486POCT NILES			1	100%	1
ADVANCE FAMILY PRACTICE LLC□			1	100%	1
WAYNE COUNTY PUBLIC HEALTH		1			1
FAMILY MEDICAL CENTERS			1	100%	1
DOCTORS MEMORIAL HOSP HOME HEALTH CARE		1			1
PENNY PEDIATRICS		1			1
MOUNT SINAI COMPREHENSIVE CANCER CENTER			1	100%	1
MEDEXPRESS URGENT CARE - DERBY N ROCK		1			1
NORTH OKALOOSA CLINIC CORP		1			1
OPTUM OF HIALEAH		1			1
MINUTE CLINIC DIAGNOSTIC PA			1	100%	1
KIDSVILLE PEDIATRICS IV PA		1			1
CVS OH3301POCT WOODMERE		1			1
EXPRESS LAB LIVINGSTON			1	100%	1
BNJ		1			1
MEDEXPRESS URGENT CARE, EDWARDSVILLE		1			1
GENESIS HOME HEALTH CARE SERVICES OF			1	100%	1
SANITAS RESEARCH LLC			1	100%	1
ST LUCIE COUNTY HEALTH DEPARTMENT			1	100%	1
STEPHENS COUNTY HOSPITAL			1	100%	1
TRUCARE LIVING CENTERS - SELMA			1	100%	1
Sunnybrook Rehabilitation Center			1	100%	1
BROOKDALE VERO BEACH SOUTH AL		1			1

COVID-19: testing by laboratory

Data through Jan 22, 2021 verified as of Jan 23, 2021 at 09:25 AM

Data in this report are provisional and subject to change.

The numbers in the table below represent the number of Florida and non-Florida residents for whom test results were received by the Department of Health. A person can be tested by more than one laboratory and can have both positive and negative results. **Therefore, the sum of the numbers in each column will be larger than the total number of people tested.**

Reporting lab	Inconclusive	Negative	Positive	Percent positive	Total
RIVERSIDE COUNTY PUBLIC HEALTH LABORATORY			1	100%	1
CVS IL8753POCT CHICAGO		1			1
MINNESOTA DEPARTMENT OF HEALTH LABORATORY			1	100%	1
UNIVERSITY URGENT CARE			1	100%	1
HARTFORD HEALTH CARE & REHABILITATION			1	100%	1
HEARTLAND REGIONAL MEDICAL CENTER		1			1
Kroger 125 - The Little Clinic Castle Rock		1			1
LABONE		1			1
HOME AIDE SVC OF EASTERN NY INC D/B/A		1			1
1ST CHOICE URGENT CARE CENTER LLC			1	100%	1
FLEMING ISLAND CENTER FOR CLINICAL RESEARCH		1			1
DEVANSH LAB WERKS		1			1
BIODORON LABORATORIES			1	100%	1
BRONSON METHODIST HOSPITAL			1	100%	1
BAPTIST HEALTH SURGERY CENTER			1	100%	1
ST JOHN'S MEDICAL CENTER, TETON VILLAGE			1	100%	1
ACCESS HEALTH CARE PHYSICIANS LLC			1	100%	1
JACKSON MADISON CO. GEN. HOSPITAL			1	100%	1
UMASS MEMORIAL/MARLBORO HOSPITAL			1	100%	1
MIAMI CEREBRAL PALSY RESIDENTIAL			1	100%	1
CARENOW URGENT CARE – SPRING			1	100%	1
BAYLOR SCOTT & WHITE ALL SAINTS MEDICAL CENTER FT			1	100%	1
NORTH CAROLINA STATE LABORATORY OF PUBLIC HEALTH, SPECTRUM LAB NETWORK			1	100%	1
BLUFFTON HEALTH CENTER			1	100%	1
WW Chem Auto SS			1	100%	1
SOMERSET			1	100%	1
SOUTHERN WINDS			1	100%	1
EXPRESS TEST			1	100%	1
MED CHOICE CENTER OF NORTH MIAMI			1	100%	1
CORPUS CHRISTI MEDICAL CENTER			1	100%	1
NSPIRE HEALTHCARE PLANTATION			1	100%	1
Kroger 49 - The Little Clinic Wichita - 21st St.			1	100%	1
MIL LAKE HEALTHCARE CENTER INC PEDIATRICS			1	100%	1
MIAMI-DADE COUNTY HEALTH DEPT.		1			1
DIAMOND SPEEDWAY DIALYSIS			1	100%	1
WELLMED AT LINEBAUGH AVE			1	100%	1
Kroger - KR070300083			1	100%	1
MEDEXPRESS URGENT CARE - FORT SMITH		1			1
SOMA MEDICAL CENTER PA #4			1	100%	1
RESIDENCES AT MIAMI / REIGN GARDENS LLC, THE			1	100%	1
COMMONWEALTH OF VIRGINIA DIVISION OF CONSOLIDATED LABORATORY SERVICES			1	100%	1
SUNCOAST COMMUNITY HEALTH CENTERS INC		1			1
ER NEAR ME HULEN		1			1
DW MCMILLAN MEMORIAL HOSPITAL LABORATORY			1	100%	1
FREDERICK AVENUE GROUP HOME		1			1
LAKESIDE MEDICAL CENTER		1			1
LEHIGH PULMONARY ASSOCIATES			1	100%	1

COVID-19: testing by laboratory

Data through Jan 22, 2021 verified as of Jan 23, 2021 at 09:25 AM

Data in this report are provisional and subject to change.

The numbers in the table below represent the number of Florida and non-Florida residents for whom test results were received by the Department of Health. A person can be tested by more than one laboratory and can have both positive and negative results. **Therefore, the sum of the numbers in each column will be larger than the total number of people tested.**

Reporting lab	Inconclusive	Negative	Positive	Percent positive	Total
Cornerstone at the Ranch		1			1
JUPITER PEDIATRIC ASSOCIATES, PA			1	100%	1
ADVENTHEALTH MEDICAL GROUP PEDIATRICS DIABETES &			1	100%	1
Kroger 407 - The Little Clinic Lexington		1			1
SUREPOINT URGENT CARE PADRE ISLAND			1	100%	1
AUTUMN HOUSE			1	100%	1
NICKLAUS CHILDREN'S DORAL OUTPATIENT CENTER			1	100%	1
ASCENSION ST VINCENT'S - WESTSIDE			1	100%	1
Gulf Coast health and Rehabilitation, LLC		1			1
TREASURE COAST COMMUNITY HEALTH INC			1	100%	1
Baypoint Healthcare Center			1	100%	1
ADVANCED RESEARCH AND DIAGNOSTIC LABORATORY UNIVERSITY OF MINNESOTA			1	100%	1
CERMAK HEALTH SERVICES			1	100%	1
Excel Care Center			1	100%	1
HOLLAND COMMUNITY HOSPITAL		1			1
MEDEXPRESS URGENT CARE - SOMERSET TOWNSHIP		1			1
TEXAS HEALTH ARLINGTON MEMORIAL		1			1
JOHN D. ARCHBOLD MEMORIAL HOSPITAL			1	100%	1
MEDEXPRESS URGENT CARE - MYLAN			1	100%	1
SV MOBILE HEALTH			1	100%	1
MINUTECLINIC DIAGNOSTICS OF OKLAHOMA		1			1
GOSHEN MEDICAL CENTER			1	100%	1
XSTREMEMD			1	100%	1
Memorial Health Care Center			1	100%	1
MISSOURI DEPARTMENT OF HEALTH AND SENIOR SERVICES - STATE PH LAB		1			1
MERITUS MEDICAL CENTER			1	100%	1
DEACONESS URGENT CARE CENTER			1	100%	1
DOCTORS CARE - AIKEN MALL			1	100%	1
CVS MINUTE CLINIC DIAGNOSTIC MED GRP OF CAL		1			1
MEDICAL CLINIC OF HOUSTON			1	100%	1
ABBOTT LABORATORIES - OCCUPATIONAL HEALTH SERVICES			1	100%	1
SOUTHEASTERN INTEGRATED MEDICAL PL			1	100%	1
LEE MEMORIAL HOSPITAL OUTPATIENT SURGERY CENTER			1	100%	1
BAPTIST HEALTH EXPRESS CARE			1	100%	1
ST. LUKES HOSPITAL			1	100%	1
TREASURE COAST MEDICAL CONCIERGE LLC			1	100%	1
Kroger 441 - The Little Clinic Middletown		1			1
NORTHEAST FLORIDA HEALTH SERVICES			1	100%	1
15 TO KNOW			1	100%	1
THOMAS HOSPITAL			1	100%	1
ESOTERIC LAB			1	100%	1
FALKVILLE HEALTHCARE		1			1
MINUTECLINIC # 21110			1	100%	1
NEW YORK PRESBYTERIAN HOSPITAL			1	100%	1
MC DIAGNOSTIC OF CONNECTICUT, PC #114		1			1
WESTEX URGENT CARE, PLLC			1	100%	1
UT HEALTH RGV CLINICAL LABORATORY			1	100%	1

COVID-19: testing by laboratory

Data through Jan 22, 2021 verified as of Jan 23, 2021 at 09:25 AM

Data in this report are provisional and subject to change.

The numbers in the table below represent the number of Florida and non-Florida residents for whom test results were received by the Department of Health. A person can be tested by more than one laboratory and can have both positive and negative results. **Therefore, the sum of the numbers in each column will be larger than the total number of people tested.**

Reporting lab	Inconclusive	Negative	Positive	Percent positive	Total
TITUSVILLE REHABILITATION AND NURSING CENTER		1			1
LAMARQUE DIALYSIS			1	100%	1
Country View of Sunbury			1	100%	1
Miller Health Care Center			1	100%	1
ONPOINT URGENT CARE			1	100%	1
JPS HEALTH CENTER AT TRUE WORTH PLACE			1	100%	1
DAUGHTERS OF SARAH NURSING CENTER		1			1
Harris Hill Nursing Facility		1			1
Garden Villa Bedford		1			1
Kroger - KR070600172		1			1
TRIPLE O MEDICAL SERVICES INC			1	100%	1
STARLING AT SAN JOSE			1	100%	1
CLINICAL TRIALS OF TAMPA LLC		1			1
Manor Care of Dallastown d/b/a ManorCare Health Services - Dallastown		1			1
WEST VIRGINIA LABORATORIES			1	100%	1
BARRINGTON TERRACE NAPLES			1	100%	1
Bayou Vista Community Care Center			1	100%	1
YOUR HEALTH PEDIATRICS INC			1	100%	1
LAKE REGIONAL HEALTH			1	100%	1
CVS NJ617POCT CEDAR GROVE		1			1
ISLAND NURSING HOME			1	100%	1
MINUTE CLINIC LLC #0169		1			1
DELAWARE DEPARTMENT OF HEATH			1	100%	1
AFTER HOURS PEDS			1	100%	1
USF PHYSICIANS GROUP			1	100%	1
ROCKLEDGE HEALTH & REHABILITATION CENTER			1	100%	1
ROYAL PALM PEDIATRICS			1	100%	1
OMAHA VA MEDICAL CENTER			1	100%	1
WHITE EARTH IHS MAIN LAB		1			1
UNIVERSITY OF MIAMI SCCC RESEARCH LABORATORY			1	100%	1
NORTH SHORE HEMATOLOGY-ONCOLOGY ASSOCIATES PC		1			1
SELF REGIONAL HEALTHCARE			1	100%	1
Princeton Place			1	100%	1
SOLARIS HEALTHCARE PLANT CITY		1			1
CVS AZ5892POCT LAVEEN		1			1
PRISMA HEALTH TUOMEY LABORATORY			1	100%	1
HARBOR BEACH NURSING AND REHABILITATION CENTER			1	100%	1
MOSOLF PEDIATRICS PA			1	100%	1
CVS CA9715POCT THOUSAND OAKS		1			1
FRASER MEMORIAL HOSPITAL			1	100%	1
ACCESS FAMILY CARE LLC			1	100%	1
ASHLEY CLINICAL DIAGNOSTIC LABORATORY			1	100%	1
UF HEALTH THE VILLAGES			1	100%	1
THEDACARE FAMILY MEDICINE GATEWAY			1	100%	1
AFTER HOURS CLINIC			1	100%	1
CITRUS HEALTH NETWORK INC			1	100%	1
MEDICAL CITY NORTH HILLS			1	100%	1

COVID-19: testing by laboratory

Data through Jan 22, 2021 verified as of Jan 23, 2021 at 09:25 AM

Data in this report are provisional and subject to change.

The numbers in the table below represent the number of Florida and non-Florida residents for whom test results were received by the Department of Health. A person can be tested by more than one laboratory and can have both positive and negative results. **Therefore, the sum of the numbers in each column will be larger than the total number of people tested.**

Reporting lab	Inconclusive	Negative	Positive	Percent positive	Total
ORLANDO HEALTH MEDICAL GROUP			1	100%	1
NEMOURS CHILDRENS PRIMARY CARE CLERMONT			1	100%	1
MEDEXPRESS URGENT CARE-MEADVILLE			1	100%	1
ANDREWS INSTITUTE AMBULATORY SURGERY CENTER		1			1
MERCYONE DES MOINES MEDICAL CENTER			1	100%	1
HUDSON REGIONAL HOSPITAL			1	100%	1
Falmouth By The Sea			1	100%	1
THE MEDICAL CENTER AT BOWLING GREEN			1	100%	1
HELEN HAYES HOSPITAL LABORATORY		1			1
MAYO CLINIC OUTPATIENT DIALYSIS CENTER			1	100%	1
PROMUS DIAGNOSTICS, LLC			1	100%	1
Community Compassion Center of Batesville			1	100%	1
Walgreens #5914		1			1
HARDEE COUNTY FIRE RESCUE		1			1
LANTANA HC LAB			1	100%	1
WALGREENS #01398			1	100%	1
CAROLINAS HEALTHCARE SYSTEM LAB			1	100%	1
ST GERARD'S COMMUNITY OF CARE		1			1
LIFELINK TRANSPLANT INSTITUTE LAB			1	100%	1
ELLIS HOSPITAL URGENT CARE CENTER LAB		1			1
PRIMARY CARE & PEDIATRICS - SHEPHERSTOWN		1			1
LARKIN COMMUNITY HOSPITAL PALM SPRINGS CAMPUS			1	100%	1
Harbert Hills Academy Nursing Home		1			1
MAYO CLINICAL LABORATORIES		1			1
UNIVERSITY OF IOWA HOSPITALS & CLINICS			1	100%	1
MAURY REGIONAL MEDICAL CENTER		1			1
NEW ERA HEALTH CENTER INC		1			1
WALK-IN MEDICAL CARE			1	100%	1
Mayfair Village Nursing Care Center		1			1
ISLANDS ASSISTED LIVING FACILITY,THE			1	100%	1
JMJ FAMILY PRACTICE			1	100%	1
MEMORIAL HOSPITAL MIRAMAR WAIVED TESTING			1	100%	1
MEDCOR, INC			1	100%	1
CENTRAL FLORIDA HOSPITALIST			1	100%	1
LAKELAND MEDICAL CENTER			1	100%	1
PROSPECT URGENT CARE			1	100%	1
HIBISCUS COURT			1	100%	1
CVS KS4521POCT SHAWNEE		1			1
Signature Healthcare of Georgetown		1			1
BL DIAGNOSTICS LLC			1	100%	1
ADVANCED INDIVIDUALIZED MEDICINE OF NAPLES			1	100%	1
441 URGENT CARE CENTER - BROWNWOOD			1	100%	1
Peninsula Nursing and Rehabilitation Center		1			1
NORTHERN KENTUCKY HEALTH DEPARTMENT			1	100%	1
Garden Isle Healthcare and Rehabilitation Center		1			1
NEMOURS CHILDREN'S PRIMARY CARE, ST CLOUD			1	100%	1
MIAMI VASCULAR SURGERY			1	100%	1

COVID-19: testing by laboratory

Data through Jan 22, 2021 verified as of Jan 23, 2021 at 09:25 AM

Data in this report are provisional and subject to change.

The numbers in the table below represent the number of Florida and non-Florida residents for whom test results were received by the Department of Health. A person can be tested by more than one laboratory and can have both positive and negative results. **Therefore, the sum of the numbers in each column will be larger than the total number of people tested.**

Reporting lab	Inconclusive	Negative	Positive	Percent positive	Total
Kroger 350 - The Little Clinic New Cut Road		1			1
OAK HAVEN REHAB AND NURSING CENTER			1	100%	1
BROOKSHIRE, THE			1	100%	1
ST LUKES SURGICAL AT THE VILLAGES INC			1	100%	1
ORMOND MEDICAL ARTS FAMILY PRACTICE PL			1	100%	1
AMD			1	100%	1
Alden Lincoln Park			1	100%	1
ORLANDO HEALTH PHYSICIAN GROUP INC			1	100%	1
INLET CONCIERGE MEDICINE			1	100%	1
FINLAY MEDICAL RESEARCH CORP			1	100%	1
HAWKEYE CARE CENTER DUBUQUE		1			1
GRAND VIEW HOSPITAL			1	100%	1
DEL PRADO MEDICAL CENTER, INC		1			1
APS-SUMMIT CARE PHARMACY, LLC DBA OMNICARE		1			1
SUNCOAST BEHAVIORAL HEALTH CENTER			1	100%	1
PEDIATRIC ASSOCIATES - MIAMI LAKES		1			1
WATERS EDGE ELEMENTARY SCHOOL			1	100%	1
NAPHCARE INC		1			1
CVS SC7556POCT WEST COLUMBIA		1			1
TIMPANOGOS REGIONAL HOSPITAL			1	100%	1
PROVIDENCE ST PETER HOSPITAL		1			1
PEDIATRIC ASSOCIATES - DORAL			1	100%	1
CVS HEALTH, #5962		1			1
WRIGHT PATTERSON AFB MEDICAL CENTER			1	100%	1
KANSAS CITY VA MEDICAL CENTER			1	100%	1
WALGREEN#12147		1			1
HEART HOSPITAL OF LAFAYETTE: EMERGENCY ROOM			1	100%	1
MARQUETTE GENERAL HOSPITAL			1	100%	1
CHIPLEY DIALYSIS			1	100%	1
TAMPA GENERAL MEDICAL GROUP LABORATORY HEALTHPARK			1	100%	1
MINUTECLINIC, LLC #1452		1			1
CVS NV5286POCT HENDERSON		1			1
ACCESS MEDICAL GROUP OF TAMPA INC			1	100%	1
MID FLORIDA BIOLOGICALS			1	100%	1
VANAJA SUREDDI MD PA			1	100%	1
Long Beach Care Center			1	100%	1
COVENANT HEALTH		1			1
MEDEXPRESS URGENT CARE - BECKLEY		1			1
WMC HEALTH GROUP OF KISSIMMEE LLC			1	100%	1
Sears Coastal Nursing and Rehab		1			1
Hearthstone Nursing and Rehabilitation Center		1			1
Kroger 618 - The Little Clinic Trail Creek Village		1			1
CLEMENT MANOR HEALTH CENTER		1			1
CSL PLASMA LAB			1	100%	1
STANDIFER PLACE		1			1
Oakland Nursing and Rehabilitation Center		1			1
INFECTION CONTROL DEPT			1	100%	1

COVID-19: testing by laboratory

Data through Jan 22, 2021 verified as of Jan 23, 2021 at 09:25 AM

Data in this report are provisional and subject to change.

The numbers in the table below represent the number of Florida and non-Florida residents for whom test results were received by the Department of Health. A person can be tested by more than one laboratory and can have both positive and negative results. **Therefore, the sum of the numbers in each column will be larger than the total number of people tested.**

Reporting lab	Inconclusive	Negative	Positive	Percent positive	Total
HEALTHCARE FOR THE HOMELESS			1	100%	1
MCH PHYSICIANS GROUP			1	100%	1
SUTTER GOULD MEDICAL FOUNDATION			1	100%	1
Valley Center (WV)			1	100%	1
APOPKA FAMILY HEALTH CENTER			1	100%	1
PALM BAY FAMILY PRACTICE			1	100%	1
VETERANS AFFAIRS MEDICAL CENTER - EAST ORANGE			1	100%	1
VA COMMUNITY BASED CLINIC - LAKE CITY			1	100%	1
MEMORIAL SATILLA HEALTH			1	100%	1
SOUTH FLORIDA BAPTIST HOSPITAL			1	100%	1
OCALA RKC EAST HEMO #1			1	100%	1
CARING PROFESSIONAL HEALTH CARE LLC		1			1
CHOTA COMMUNITY HEALTH SERVICES		1			1
JOHN PETER SMITH HOSPITAL- OB TRIAGE			1	100%	1
AAA MEDICAL TESTING			1	100%	1
CATHEDRAL GERONTOLOGY CENTER DBA CATHEDRAL CARES			1	100%	1
LCMC LAB SUBSECTION		1			1
CVS TX7827POCT ROUND ROCK		1			1
HEALTH ALLIANCE			1	100%	1
Lutheran Community at Telford		1			1
Douglas County Health Center		1			1
Jacaranda Manor			1	100%	1
FLAGLER PROFESSIONAL HEALTH CARE SERVICES INC		1			1
BRUSHY CREEK FAMILY HOSPITAL			1	100%	1
NORTHWEST TEXAS HEALTHCARE SYSTEM,INC			1	100%	1
CVS AZ7841POCT TUCSON		1			1
CVS TX1104POCT ALLEN		1			1
PALM WEST INTERNIST PA			1	100%	1
UNITED HEALTHCARE			1	100%	1
BLUETAIL MEDICAL GROUP, LLC			1	100%	1
CVS NJ2815POCT E BRUNSWICK		1			1
EDWARD HOSPITAL			1	100%	1
MEDEXPRESS URGENT CARE - PATRICK STREE			1	100%	1
HAVASU REGIONAL MEDICAL CENTER			1	100%	1
CVS CT1123POCT SOUTHBURY		1			1
RIVERSIDE MEDICAL CENTER		1			1
Regency Square			1	100%	1
COLLIER PHARMACY			1	100%	1
ORMC-ARDEN/EOI			1	100%	1
NORDX			1	100%	1
POMPANO BEACH ARTIFICIAL KIDNEY CENTER			1	100%	1
CARDIOLOGY AND FITNESS MEDICINE		1			1
HYDE PARK MEDICAL CENTER		1			1
NORTH WEST FLORIDA DIAGNOSTIC ENOCRINOLOGY CLINIC			1	100%	1
GOSHEN HOSPITAL			1	100%	1
APOLLOMDX LLC			1	100%	1
NONA MEDICAL ARTS		1			1

COVID-19: testing by laboratory

Data through Jan 22, 2021 verified as of Jan 23, 2021 at 09:25 AM

Data in this report are provisional and subject to change.

The numbers in the table below represent the number of Florida and non-Florida residents for whom test results were received by the Department of Health. A person can be tested by more than one laboratory and can have both positive and negative results. **Therefore, the sum of the numbers in each column will be larger than the total number of people tested.**

Reporting lab	Inconclusive	Negative	Positive	Percent positive	Total
FLORIDA DEPARTMENT OF HEALTH IN CITRUS COUNTY		1			1
PASTEUR MEDICAL CENTER LLC		1			1
FLORIDA CLINICAL RESEARCH CENTER, LLC			1	100%	1
CVS NC3853POCT BURLINGTON		1			1
RAYMOND BASRI MD		1			1
CVS GA7064POCT STOCKBRIDGE		1			1
SANTA MONICA CA-UCLA MC			1	100%	1
LAKE MARY OPTUM FLORIDA			1	100%	1
KANA MEDICAL			1	100%	1
CHILDRENS SPECIALIST PEDIATRIC PULMMOLOGY &			1	100%	1
PENSACOLA PATHOLOGY		1			1
HALIFAX HEALTH PRIMARY CARE			1	100%	1
CARENOW MIDTOWN			1	100%	1
LOWER KEYS COMMUNITY HEALTH CENTER			1	100%	1
PRIMEX CLINICAL LABORATORIES INC			1	100%	1
FLORIDA CLINICAL LABORATORY INC DBA			1	100%	1
BAYCARE OUTREACH LAB WH SOUTH			1	100%	1
MINUTECLINIC DIAGNOSTIC OF KANSAS PA		1			1
LSU MEDICAL CENTER			1	100%	1
MEDSTAR HEALTH URGENT CARE			1	100%	1
BETHESDA DIALYSIS			1	100%	1
CELEBRATION FAMILY PHYSICIANS LLC			1	100%	1
VIVIAN SIMMONS FAMILY PRACTICE			1	100%	1
CIMA MEDICAL CENTER			1	100%	1
INTEGRATED GENETICS SEQUENOM		1			1
CVS MN6811POCT PLYMOUTH		1			1
PINELLAS CHD - CLEARWATER			1	100%	1
Good Samaritan Society Waukon		1			1
MINUTE CLINIC LLC #6765		1			1
Senatobia Healthcare & Rehab		1			1
FAIRFIELD MEDICAL CENTER			1	100%	1
BROOKDALE PALM BEACH GARDENS			1	100%	1
MONMOUTH MEDICALC ENTER		1			1
SANTA BARABARA ALF LLC (THE WINDSOR)			1	100%	1
CURELOGICS WOUND CARE & HYPERBARIC CENTER		1			1
KEY WEST HMA PHYSICIAN MANAGEMENT, LLC			1	100%	1
LAKE PEDIATRICS			1	100%	1
Florida Baptist Retirement Center		1			1
NORTH BROWARD MEDICAL CENTER			1	100%	1
MARYLAND DEPARTMENT OF HEALTH AND MENTAL HYGIENE			1	100%	1
SANFORD LABORATORIES WATERTOWN			1	100%	1
Kroger 523 - The Little Clinic Dickson			1	100%	1
MOSAIC MEDICAL CENTER MARYVILLE			1	100%	1
MOUNT SINAI MEDICAL CENTER AVENTURA ER			1	100%	1
VA OUTPATIENT PHARMACY			1	100%	1
GEORGETOWN URGENT CARE			1	100%	1
UPMC NORTHWEST HOSPITAL			1	100%	1

COVID-19: testing by laboratory

Data through Jan 22, 2021 verified as of Jan 23, 2021 at 09:25 AM

Data in this report are provisional and subject to change.

The numbers in the table below represent the number of Florida and non-Florida residents for whom test results were received by the Department of Health. A person can be tested by more than one laboratory and can have both positive and negative results. **Therefore, the sum of the numbers in each column will be larger than the total number of people tested.**

Reporting lab	Inconclusive	Negative	Positive	Percent positive	Total
CHIEFLAND MEDICAL CENTER			1	100%	1
MEMORIAL HERMANN MEDICAL GROUP-ATASCOCITA PEDS			1	100%	1
LAS PALMAS MEDICAL CENTER			1	100%	1
CVS NC4165POCT BREVARD			1	100%	1
PARK AVENUE PEDIATRICS PC		1			1
WINTER GARDEN CHILDREN'S HEALTH CENTERS			1	100%	1
CVS IN6572POCT INDIANAPOLIS		1			1
KROGER 915 - THE LITTLE CLINIC ANDERSON			1	100%	1
BROOKS REHAB			1	100%	1
FLORIDA HOSPITAL LAB			1	100%	1
GATEWAY HEALTHCARE, PC			1	100%	1
Chestnut Ridge Nursing & Rehab		1			1
HAYS CLINICAL LAB			1	100%	1
WillowBrooke Court at Westminster Village		1			1
Waddell Nursing & Rehab Center		1			1
STUYVESANT URGENT CARE		1			1
GOOD SAMARITAN SOCIETY - DE SMET		1			1
MINUTECLINIC OF NEVADA-2955 S FT APACH		1			1
INNOVATIVE GENOMICS, LLC			1	100%	1
PORTSMOUTH REG. HOSPITAL			1	100%	1
Heartland of Perrysburg		1			1
Providence of Sparta Health and Rehabilitation		1			1
BELLMORE PEDIATRICS		1			1
LIFELINK TISSUE BANK D/B/A LIFELINK TISSUE BANK		1			1
			1	100%	1
ADVANCED URGENT CARE CENTER			1	100%	1
CVS IL7143POCT SCHAUMBURG		1			1
CVS AZ9210POCT SCOTTSDALE		1			1
SYNEXUS CLINICAL RESEARCH US INC		1			1
USCG ABBOTT BINAXNOW			1	100%	1
WEILL CORNELL MEDICAL ASSOCIATES - EAST SIDE		1			1
CHILTON MEDICAL CENTER		1			1
SHELBYVILLE HOSPITAL COMPANY		1			1
HABANA HEALTH CARE CENTER			1	100%	1
NORTH FLORIDA CHILD DEVELOPMENT, INC			1	100%	1
MODERN URGENT CARE			1	100%	1
Longwood Community Living Center		1			1
Brookdale Southside			1	100%	1
BROOKDALE FORT MYERS LAKES PARK			1	100%	1
DIVERSE MEDICAL CARE LLC			1	100%	1
ALLIED PEDIATRICS & FAMILY MEDICINE			1	100%	1
CARE STATION MEDICAL GROUP		1			1
AVALON MEDICAL WALK IN CLINIC			1	100%	1
Total	75,025	14,197,211	2,101,456	13%	16,373,692