

COVID-19: summary of cases and monitoring

Data through Jan 24, 2021 verified as of Jan 25, 2021 at 09:25 AM

Data in this report are provisional and subject to change.

Cases: people with positive PCR or antigen test result

| | |
|-------------------------------------|------------------|
| Total cases | 1,658,169 |
| Florida residents | 1,627,830 |
| Non-Florida residents | 30,339 |
| Type of testing | |
| Florida residents | 1,627,830 |
| Positive by BPHL/CDC | 58,087 |
| Positive by commercial/hospital lab | 1,569,743 |
| PCR positive | 1,350,703 |
| Antigen positive | 277,127 |
| Non-Florida residents | 30,339 |
| Positive by BPHL/CDC | 781 |
| Positive by commercial/hospital lab | 29,558 |
| PCR positive | 21,608 |
| Antigen positive | 8,731 |
| Characteristics | |
| Florida residents hospitalized | 70,346 |
| Florida resident deaths | 25,446 |
| Non-Florida resident deaths | 403 |

Hospitalized counts include anyone who was hospitalized at some point during their illness. It does not reflect the number of people currently hospitalized.

More information on deaths identified through death certificate data is available on the National Center for Health Statistics website at www.cdc.gov/nchs/nvss/vsrr/COVID19/index.htm.

Cases: people with positive PCR or antigen test result

| | |
|---|----------------|
| Risk factors for Florida residents | |
| Traveled | 13,483 |
| Contact with a known case | 608,276 |
| Traveled and contact with a known case | 18,275 |
| Neither | 987,796 |
| No travel and no contact | 185,594 |
| Travel is unknown | 590,340 |
| Contact is unknown | 356,008 |
| Contact is pending | 390,222 |

Travel can be unknown and contact can be unknown or pending for the same case, these numbers will sum to more than the "neither" total.

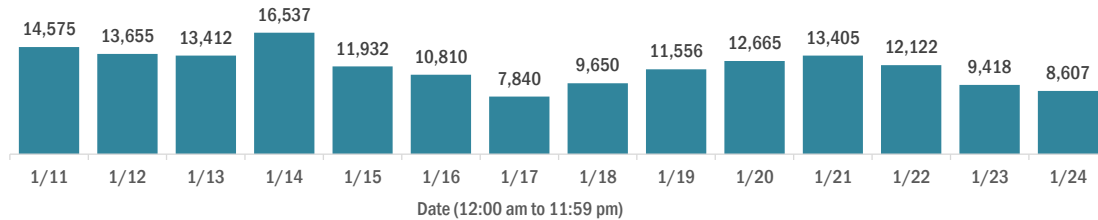
COVID-19: summary of laboratory testing

Data through Jan 24, 2021 verified as of Jan 25, 2021 at 09:25 AM

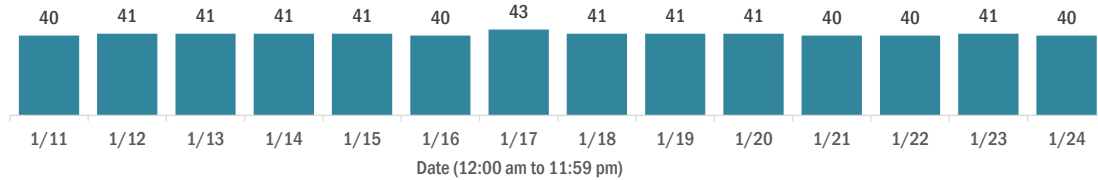
Data in this report are provisional and subject to change.

Cases in Florida residents per day for the past 2 weeks

Number of cases per day



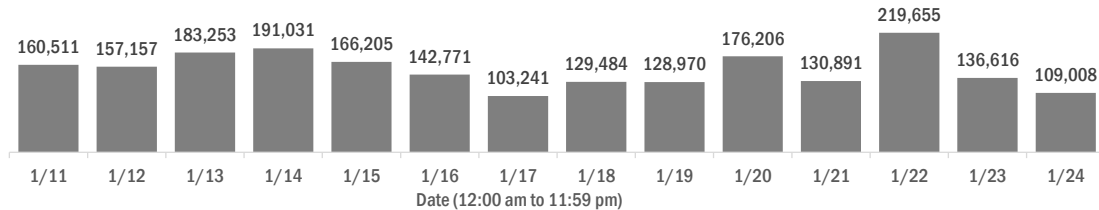
Median age of cases by day



Laboratory testing for Florida residents over the past 2 weeks

Number of Florida residents tested per day

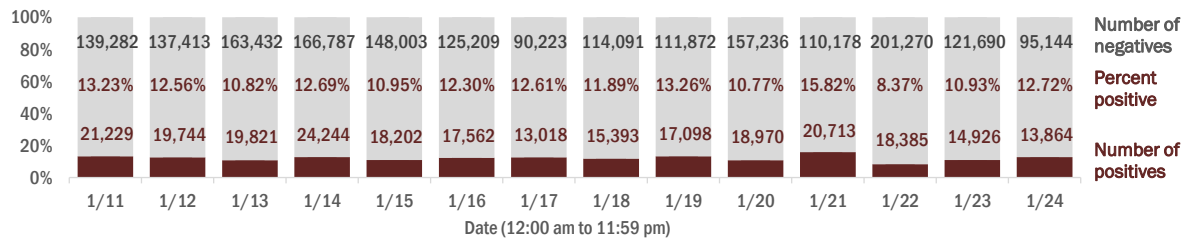
These counts include the number of people for whom the Department received PCR or antigen laboratory results by day. People tested on multiple days will be included for each day a new result was received. A person is only counted once for each day they are tested, regardless of whether multiple specimens are tested or multiple results are received.



Number and percent of Florida residents with positive test results

The percent of positive results ranged from 8.37% to 15.82% over the past 2 weeks and was 12.72% yesterday.

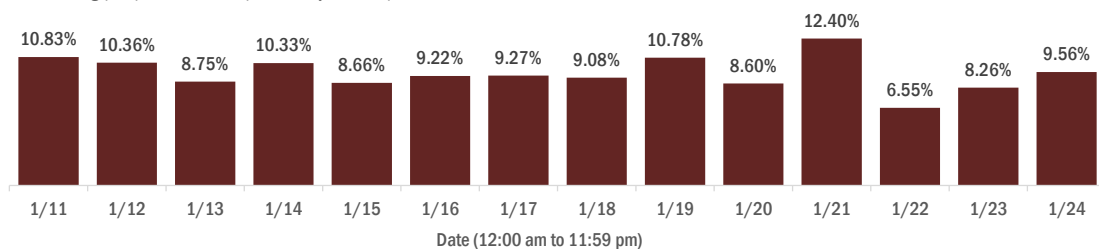
These counts include the number of people for whom the Department received PCR or antigen laboratory results by day. People tested on multiple days will be included for each day a new result was received. A person is only counted once for each day they are tested, regardless of whether multiple specimens are tested or multiple results are received. If a person has a positive specimen and a negative specimen in the same day, only the positive result is counted.



Percent positivity for new cases in Florida residents

The percent of positive results ranged from 6.55% to 12.40% over the past 2 weeks and was 9.56% yesterday.

This percent is the number of people who test PCR- or antigen-positive for the first time divided by all the people tested that day, excluding people who have previously tested positive.



COVID-19: characteristics of 1,627,830 Florida resident cases

Data through Jan 24, 2021 verified as of Jan 25, 2021 at 09:25 AM

Data in this report are provisional and subject to change.

| Age group | Cases | | Hospitalizations | | Deaths | |
|--------------|------------------|-----|------------------|-----|---------------|-----|
| 0-4 years | 30,759 | 2% | 465 | 1% | 0 | 0% |
| 5-14 years | 93,171 | 6% | 425 | 1% | 5 | 0% |
| 15-24 years | 250,622 | 15% | 1,755 | 2% | 37 | 0% |
| 25-34 years | 286,806 | 18% | 3,547 | 5% | 139 | 1% |
| 35-44 years | 252,884 | 16% | 5,322 | 8% | 389 | 2% |
| 45-54 years | 249,238 | 15% | 8,155 | 12% | 971 | 4% |
| 55-64 years | 214,202 | 13% | 11,954 | 17% | 2,760 | 11% |
| 65-74 years | 136,227 | 8% | 14,523 | 21% | 5,391 | 21% |
| 75-84 years | 75,996 | 5% | 14,380 | 20% | 7,649 | 30% |
| 85+ years | 36,713 | 2% | 9,815 | 14% | 8,105 | 32% |
| Unknown | 1,212 | 0% | 5 | 0% | 0 | 0% |
| Total | 1,627,830 | | 70,346 | | 25,446 | |

| Gender | Cases | |
|--------------|------------------|-----|
| Female | 849,581 | 52% |
| Male | 766,027 | 47% |
| Unknown | 12,222 | 1% |
| Total | 1,627,830 | |

| Ethnicity | Cases | | Hospitalizations | | Deaths | |
|--------------|------------------|-----|------------------|-----|---------------|-----|
| Hispanic | 512,368 | 31% | 18,299 | 26% | 6,017 | 24% |
| Non-Hispanic | 760,735 | 47% | 48,360 | 69% | 17,632 | 69% |
| Unknown | 354,727 | 22% | 3,687 | 5% | 1,797 | 7% |
| Total | 1,627,830 | | 70,346 | | 25,446 | |

| Race and ethnicity | Cases | | Hospitalizations | | Deaths | |
|--------------------|------------------|-----|------------------|-----|---------------|-----|
| White | 889,851 | 55% | 45,379 | 65% | 18,386 | 72% |
| Hispanic | 340,572 | 21% | 12,909 | 18% | 4,754 | 19% |
| Non-Hispanic | 480,735 | 30% | 30,971 | 44% | 12,748 | 50% |
| Unknown | 68,544 | 4% | 1,499 | 2% | 884 | 3% |
| Black | 212,992 | 13% | 14,766 | 21% | 4,191 | 16% |
| Hispanic | 12,172 | 1% | 611 | 1% | 161 | 1% |
| Non-Hispanic | 181,957 | 11% | 13,819 | 20% | 3,873 | 15% |
| Unknown | 18,863 | 1% | 336 | 0% | 157 | 1% |
| Other race | 235,783 | 14% | 8,017 | 11% | 2,031 | 8% |
| Hispanic | 119,379 | 7% | 4,309 | 6% | 941 | 4% |
| Non-Hispanic | 80,117 | 5% | 3,333 | 5% | 913 | 4% |
| Unknown | 36,287 | 2% | 375 | 1% | 177 | 1% |
| Unknown race | 289,204 | 18% | 2,184 | 3% | 838 | 3% |
| Hispanic | 40,245 | 2% | 470 | 1% | 161 | 1% |
| Non-Hispanic | 17,926 | 1% | 237 | 0% | 98 | 0% |
| Unknown | 231,033 | 14% | 1,477 | 2% | 579 | 2% |
| Total | 1,627,830 | | 70,346 | | 25,446 | |

Hospitalization counts include anyone who was hospitalized at some point during their illness. It does not reflect the number of people currently hospitalized. **Other race** includes any person with a race of American Indian/Alaskan native, Asian, native Hawaiian/Pacific Islander, or other.

COVID-19: deaths in Florida residents and staff of long-term care facilities

Data through Jan 24, 2021 verified as of Jan 25, 2021 at 09:25 AM

Data in this report are provisional and subject to change.

For current cases in residents or staff of long-term care facilities, please visit: <https://floridahealthcovid19.gov/>

| County | Deaths | | County | Deaths | | County | Deaths | |
|--------------|--------|-----------------|--------------|--------|----------------|------------|--------|----------------|
| Dade | 941 | <div></div> 10% | Martin | 138 | <div></div> 2% | Okeechobee | 16 | <div></div> 0% |
| Palm Beach | 901 | <div></div> 10% | Hernando | 128 | <div></div> 1% | Calhoun | 14 | <div></div> 0% |
| Pinellas | 774 | <div></div> 8% | Osceola | 119 | <div></div> 1% | Gadsden | 12 | <div></div> 0% |
| Broward | 553 | <div></div> 6% | Charlotte | 110 | <div></div> 1% | Gulf | 12 | <div></div> 0% |
| Hillsborough | 474 | <div></div> 5% | Indian River | 99 | <div></div> 1% | Washington | 12 | <div></div> 0% |
| Polk | 386 | <div></div> 4% | Clay | 93 | <div></div> 1% | Wakulla | 11 | <div></div> 0% |
| Brevard | 325 | <div></div> 4% | Jackson | 81 | <div></div> 1% | Baker | 10 | <div></div> 0% |
| Sarasota | 320 | <div></div> 3% | Leon | 75 | <div></div> 1% | Jefferson | 10 | <div></div> 0% |
| Duval | 311 | <div></div> 3% | St. Johns | 70 | <div></div> 1% | Holmes | 9 | <div></div> 0% |
| Lee | 310 | <div></div> 3% | Bay | 66 | <div></div> 1% | Bradford | 8 | <div></div> 0% |
| Orange | 308 | <div></div> 3% | Highlands | 63 | <div></div> 1% | Lafayette | 8 | <div></div> 0% |
| Volusia | 228 | <div></div> 2% | Santa Rosa | 59 | <div></div> 1% | Desoto | 5 | <div></div> 0% |
| St. Lucie | 212 | <div></div> 2% | Suwannee | 56 | <div></div> 1% | Franklin | 5 | <div></div> 0% |
| Escambia | 208 | <div></div> 2% | Alachua | 52 | <div></div> 1% | Flagler | 4 | <div></div> 0% |
| Marion | 208 | <div></div> 2% | Columbia | 46 | <div></div> 1% | Levy | 4 | <div></div> 0% |
| Seminole | 199 | <div></div> 2% | Sumter | 36 | <div></div> 0% | Monroe | 3 | <div></div> 0% |
| Pasco | 175 | <div></div> 2% | Nassau | 29 | <div></div> 0% | Taylor | 3 | <div></div> 0% |
| Manatee | 167 | <div></div> 2% | Putnam | 25 | <div></div> 0% | Hardee | 2 | <div></div> 0% |
| Collier | 165 | <div></div> 2% | Walton | 23 | <div></div> 0% | Dixie | 1 | <div></div> 0% |
| Citrus | 152 | <div></div> 2% | Hendry | 20 | <div></div> 0% | Liberty | 1 | <div></div> 0% |
| Lake | 145 | <div></div> 2% | Madison | 19 | <div></div> 0% | | | |
| Okaloosa | 140 | <div></div> 2% | Gilchrist | 17 | <div></div> 0% | Total | 9,176 | |

Note: cases are summarized by the county of usual residence. Residents and staff may be cases associated with facilities that are not in their county of usual residence, resulting in cases being included below for counties that do not have facilities with known cases.

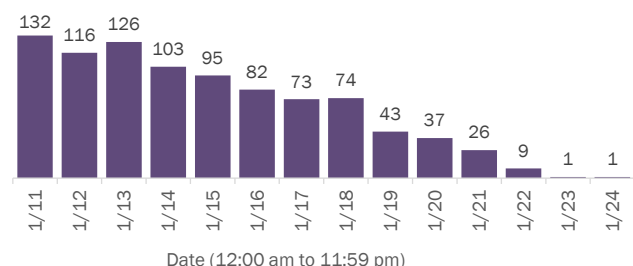
COVID-19: cases in Florida residents who have died

Data through Jan 24, 2021 verified as of Jan 25, 2021 at 09:25 AM

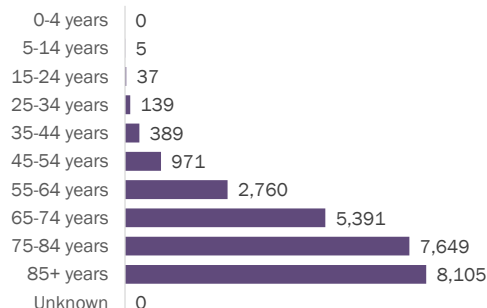
Data in this report are provisional and subject to change.

Demographics for all identified COVID-19 deaths: 25,446

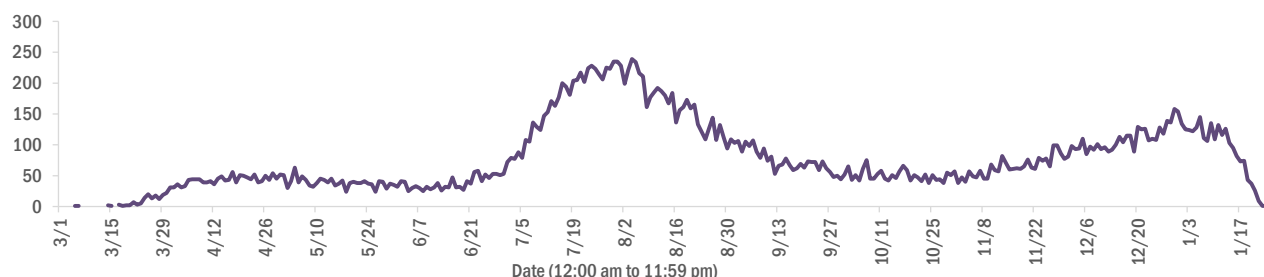
Deaths by date of death for the past 2 weeks



Deaths by age group



Deaths by date of death since March 2020



| Age group | Deaths | Cases | Case fatality rate | Mortality rate per 100,000 population |
|--------------|---------------|------------------|--------------------|---------------------------------------|
| 0-4 years | 0 | 30,759 | 0.0% | 0.0 |
| 5-14 years | 5 | 93,171 | 0.0% | 0.2 |
| 15-24 years | 37 | 250,622 | 0.0% | 1.5 |
| 25-34 years | 139 | 286,806 | 0.0% | 4.9 |
| 35-44 years | 389 | 252,884 | 0.2% | 14.9 |
| 45-54 years | 971 | 249,238 | 0.4% | 34.8 |
| 55-64 years | 2,760 | 214,202 | 1.3% | 95.4 |
| 65-74 years | 5,391 | 136,227 | 4.0% | 222.1 |
| 75-84 years | 7,649 | 75,996 | 10.1% | 544.7 |
| 85+ years | 8,105 | 36,713 | 22.1% | 1403.4 |
| Unknown | 0 | 1,212 | 0.0% | |
| Total | 25,446 | 1,627,830 | 1.6% | 117.8 |

| Race | Deaths | Cases | Case fatality rate | Mortality rate per 100,000 population |
|--------------|---------------|------------------|--------------------|---------------------------------------|
| Other | 2,031 | 235,783 | 0.9% | 163.2 |
| White | 18,386 | 889,851 | 2.1% | 110.1 |
| Black | 4,191 | 212,992 | 2.0% | 114.6 |
| Unknown | 838 | 289,204 | 0.3% | |
| Total | 25,446 | 1,627,830 | 1.6% | 117.8 |

| Gender | Deaths | Cases | Case fatality rate | Mortality rate per 100,000 population |
|--------------|---------------|------------------|--------------------|---------------------------------------|
| Male | 14,244 | 766,027 | 1.9% | 134.9 |
| Female | 11,202 | 849,581 | 1.3% | 101.5 |
| Unknown | 0 | 12,222 | 0.0% | |
| Total | 25,446 | 1,627,830 | 1.6% | 117.8 |

| Ethnicity | Deaths | Cases | Case fatality rate | Mortality rate per 100,000 population |
|--------------|---------------|------------------|--------------------|---------------------------------------|
| Hispanic | 6,017 | 512,368 | 1.2% | 106.0 |
| Non-Hispanic | 17,632 | 760,735 | 2.3% | 110.7 |
| Unknown | 1,797 | 354,727 | 0.5% | |
| Total | 25,446 | 1,627,830 | 1.6% | 117.8 |

COVID-19: characteristics of 1,627,830 cases

Data through Jan 24, 2021 verified as of Jan 25, 2021 at 09:25 AM

Data in this report are provisional and subject to change.

Tables below include cases in Florida residents and non-Florida residents.

All 67 Florida counties have cases:

| County | FL resident cases | | Non-FL resident cases | Total cases | FL resident deaths | FL death rate |
|--------------|-------------------|----------------------------|-----------------------|-------------|--------------------|---------------|
| Dade | 356,477 | <div><div></div></div> 22% | 4,354 | 360,831 | 4,747 | 1.3% |
| Broward | 165,042 | <div><div></div></div> 10% | 1,983 | 167,025 | 2,045 | 1.2% |
| Palm Beach | 101,266 | <div><div></div></div> 6% | 1,702 | 102,968 | 2,123 | 2.1% |
| Orange | 97,902 | <div><div></div></div> 6% | 1,241 | 99,143 | 895 | 0.9% |
| Hillsborough | 96,473 | <div><div></div></div> 6% | 815 | 97,288 | 1,250 | 1.3% |
| Duval | 77,477 | <div><div></div></div> 5% | 1,299 | 78,776 | 881 | 1.1% |
| Pinellas | 55,784 | <div><div></div></div> 3% | 1,413 | 57,197 | 1,252 | 2.2% |
| Lee | 49,271 | <div><div></div></div> 3% | 1,621 | 50,892 | 774 | 1.6% |
| Polk | 48,041 | <div><div></div></div> 3% | 330 | 48,371 | 929 | 1.9% |
| Osceola | 31,902 | <div><div></div></div> 2% | 525 | 32,427 | 343 | 1.1% |
| Volusia | 28,928 | <div><div></div></div> 2% | 443 | 29,371 | 497 | 1.7% |
| Escambia | 26,285 | <div><div></div></div> 2% | 3,078 | 29,363 | 488 | 1.9% |
| Pasco | 28,209 | <div><div></div></div> 2% | 257 | 28,466 | 494 | 1.8% |
| Brevard | 27,518 | <div><div></div></div> 2% | 453 | 27,971 | 615 | 2.2% |
| Manatee | 26,964 | <div><div></div></div> 2% | 500 | 27,464 | 488 | 1.8% |
| Collier | 26,042 | <div><div></div></div> 2% | 882 | 26,924 | 394 | 1.5% |
| Leon | 24,481 | <div><div></div></div> 2% | 795 | 25,276 | 212 | 0.9% |
| Sarasota | 22,844 | <div><div></div></div> 1% | 1,034 | 23,878 | 606 | 2.7% |
| Marion | 23,406 | <div><div></div></div> 1% | 90 | 23,496 | 569 | 2.4% |
| Seminole | 23,025 | <div><div></div></div> 1% | 170 | 23,195 | 358 | 1.6% |
| Lake | 20,516 | <div><div></div></div> 1% | 281 | 20,797 | 387 | 1.9% |
| Alachua | 19,575 | <div><div></div></div> 1% | 224 | 19,799 | 164 | 0.8% |
| St. Lucie | 18,643 | <div><div></div></div> 1% | 125 | 18,768 | 471 | 2.5% |
| St. Johns | 17,326 | <div><div></div></div> 1% | 247 | 17,573 | 155 | 0.9% |
| Okaloosa | 15,810 | <div><div></div></div> 1% | 178 | 15,988 | 277 | 1.8% |
| Bay | 14,962 | <div><div></div></div> 1% | 611 | 15,573 | 266 | 1.8% |
| Clay | 14,777 | <div><div></div></div> 1% | 36 | 14,813 | 226 | 1.5% |
| Santa Rosa | 14,610 | <div><div></div></div> 1% | 186 | 14,796 | 195 | 1.3% |
| Hernando | 9,477 | <div><div></div></div> 1% | 71 | 9,548 | 327 | 3.5% |
| Charlotte | 9,271 | <div><div></div></div> 1% | 139 | 9,410 | 290 | 3.1% |
| Indian River | 9,312 | <div><div></div></div> 1% | 79 | 9,391 | 218 | 2.3% |
| Martin | 9,164 | <div><div></div></div> 1% | 166 | 9,330 | 236 | 2.6% |
| Citrus | 8,275 | <div><div></div></div> 1% | 59 | 8,334 | 330 | 4.0% |
| Columbia | 7,038 | <div><div></div></div> 0% | 32 | 7,070 | 139 | 2.0% |
| Sumter | 6,709 | <div><div></div></div> 0% | 68 | 6,777 | 169 | 2.5% |

| County | FL resident cases | | Non-FL resident cases | Total cases | FL resident deaths | FL death rate |
|------------|-------------------|---------------------------|-----------------------|-------------|--------------------|---------------|
| Nassau | 6,296 | <div><div></div></div> 0% | 386 | 6,682 | 79 | 1.3% |
| Highlands | 6,124 | <div><div></div></div> 0% | 63 | 6,187 | 244 | 4.0% |
| Walton | 5,496 | <div><div></div></div> 0% | 598 | 6,094 | 63 | 1.1% |
| Jackson | 5,465 | <div><div></div></div> 0% | 62 | 5,527 | 130 | 2.4% |
| Putnam | 5,249 | <div><div></div></div> 0% | 15 | 5,264 | 97 | 1.8% |
| Monroe | 4,920 | <div><div></div></div> 0% | 264 | 5,184 | 39 | 0.8% |
| Flagler | 4,963 | <div><div></div></div> 0% | 57 | 5,020 | 60 | 1.2% |
| Gadsden | 4,945 | <div><div></div></div> 0% | 15 | 4,960 | 68 | 1.4% |
| Suwannee | 4,719 | <div><div></div></div> 0% | 26 | 4,745 | 108 | 2.3% |
| Hendry | 3,954 | <div><div></div></div> 0% | 19 | 3,973 | 55 | 1.4% |
| Unknown | 252 | <div><div></div></div> 0% | 3,066 | 3,318 | 0 | 0.0% |
| Desoto | 3,286 | <div><div></div></div> 0% | 16 | 3,302 | 66 | 2.0% |
| Okeechobee | 3,117 | <div><div></div></div> 0% | 33 | 3,150 | 57 | 1.8% |
| Baker | 2,931 | <div><div></div></div> 0% | 12 | 2,943 | 44 | 1.5% |
| Wakulla | 2,830 | <div><div></div></div> 0% | 9 | 2,839 | 38 | 1.3% |
| Bradford | 2,586 | <div><div></div></div> 0% | 8 | 2,594 | 35 | 1.4% |
| Hardee | 2,491 | <div><div></div></div> 0% | 12 | 2,503 | 23 | 0.9% |
| Levy | 2,445 | <div><div></div></div> 0% | 9 | 2,454 | 23 | 0.9% |
| Taylor | 2,394 | <div><div></div></div> 0% | 6 | 2,400 | 33 | 1.4% |
| Washington | 2,354 | <div><div></div></div> 0% | 21 | 2,375 | 31 | 1.3% |
| Holmes | 1,990 | <div><div></div></div> 0% | 31 | 2,021 | 34 | 1.7% |
| Madison | 1,761 | <div><div></div></div> 0% | 25 | 1,786 | 37 | 2.1% |
| Union | 1,636 | <div><div></div></div> 0% | 1 | 1,637 | 70 | 4.3% |
| Gulf | 1,613 | <div><div></div></div> 0% | 21 | 1,634 | 32 | 2.0% |
| Lafayette | 1,515 | <div><div></div></div> 0% | 0 | 1,515 | 23 | 1.5% |
| Calhoun | 1,487 | <div><div></div></div> 0% | 2 | 1,489 | 36 | 2.4% |
| Hamilton | 1,454 | <div><div></div></div> 0% | 16 | 1,470 | 15 | 1.0% |
| Dixie | 1,363 | <div><div></div></div> 0% | 3 | 1,366 | 13 | 1.0% |
| Jefferson | 1,228 | <div><div></div></div> 0% | 22 | 1,250 | 19 | 1.5% |
| Franklin | 1,161 | <div><div></div></div> 0% | 28 | 1,189 | 10 | 0.9% |
| Gilchrist | 1,179 | <div><div></div></div> 0% | 3 | 1,182 | 28 | 2.4% |
| Liberty | 966 | <div><div></div></div> 0% | 1 | 967 | 14 | 1.4% |
| Glades | 858 | <div><div></div></div> 0% | 2 | 860 | 12 | 1.4% |
| Total | 1,627,830 | | 30,339 | 1,658,169 | 25,446 | 1.6% |

COVID-19: characteristics of 1,627,830 Florida resident cases

Data through Jan 24, 2021 verified as of Jan 25, 2021 at 09:25 AM

Data in this report are provisional and subject to change.

The table below includes the cities and counties of residence for cases in Florida residents based on the patient's ZIP Code. Note that city is not always received as part of the initial notification and may be missing while the case is being investigated.

| City and county | Cases |
|-----------------------------|---------|
| Miami, Dade | 206,999 |
| Orlando, Orange | 72,942 |
| Jacksonville, Duval | 72,745 |
| Tampa, Hillsborough | 56,773 |
| Hialeah, Dade | 50,548 |
| Fort Lauderdale, Broward | 36,086 |
| Hollywood, Broward | 31,845 |
| West Palm Beach, Palm Beach | 24,940 |
| Kissimmee, Osceola | 24,759 |
| Tallahassee, Leon | 23,563 |
| Naples, Collier | 21,855 |
| Pensacola, Escambia | 21,754 |
| Homestead, Dade | 21,192 |
| Saint Petersburg, Pinellas | 20,766 |
| Fort Myers, Lee | 19,632 |
| Bradenton, Manatee | 17,745 |
| Ocala, Marion | 17,468 |
| Boca Raton, Palm Beach | 17,154 |
| Lakeland, Polk | 16,914 |
| Pompano Beach, Broward | 16,357 |
| Gainesville, Alachua | 15,605 |
| Sarasota, Sarasota | 14,112 |
| Lake Worth, Palm Beach | 12,400 |
| Cape Coral, Lee | 12,303 |
| Port Saint Lucie, St. Lucie | 12,273 |
| Clearwater, Pinellas | 11,029 |
| Miami Beach, Dade | 10,799 |
| Miramar, Broward | 10,725 |
| Boynton Beach, Palm Beach | 9,757 |
| Panama City, Bay | 9,490 |
| Doral, Dade | 9,431 |
| Saint Augustine, St. Johns | 9,382 |
| Coral Springs, Broward | 9,249 |
| Miami Gardens, Dade | 9,208 |
| Melbourne, Brevard | 8,238 |
| Winter Haven, Polk | 7,990 |
| Lehigh Acres, Lee | 7,785 |
| Delray Beach, Palm Beach | 7,674 |
| Riverview, Hillsborough | 7,316 |
| Vero Beach, Indian River | 7,159 |
| Milton, Santa Rosa | 7,139 |
| Davie, Broward | 7,055 |
| New Port Richey, Pasco | 6,531 |
| Lake City, Columbia | 6,473 |
| Sunrise, Broward | 6,446 |
| Fort Pierce, St. Lucie | 6,288 |
| Saint Cloud, Osceola | 6,193 |
| Palm Bay, Brevard | 6,157 |
| Largo, Pinellas | 6,137 |
| Coral Gables, Dade | 6,129 |
| Orange Park, Clay | 6,101 |
| Daytona Beach, Volusia | 6,083 |
| Apopka, Orange | 5,876 |
| Spring Hill, Hernando | 5,687 |
| Brandon, Hillsborough | 5,548 |
| Plantation, Broward | 5,544 |
| Clermont, Lake | 5,508 |
| North Miami Beach, Dade | 5,476 |

COVID-19: characteristics of 1,627,830 Florida resident cases

Data through Jan 24, 2021 verified as of Jan 25, 2021 at 09:25 AM

Data in this report are provisional and subject to change.

The table below includes the cities and counties of residence for cases in Florida residents based on the patient's ZIP Code. Note that city is not always received as part of the initial notification and may be missing while the case is being investigated.

| City and county | Cases |
|--------------------------------|-------|
| Davenport, Polk | 5,256 |
| Plant City, Hillsborough | 5,239 |
| Weston, Broward | 5,191 |
| Sanford, Seminole | 5,061 |
| Deltona, Volusia | 4,983 |
| Jupiter, Palm Beach | 4,977 |
| Winter Garden, Orange | 4,777 |
| Deerfield Beach, Broward | 4,776 |
| Port Charlotte, Charlotte | 4,626 |
| Fort Walton Beach, Okaloosa | 4,504 |
| Tamarac, Broward | 4,381 |
| Stuart, Martin | 4,367 |
| Palm Coast, Flagler | 4,196 |
| Crestview, Okaloosa | 4,113 |
| Wesley Chapel, Pasco | 4,111 |
| Land O Lakes, Pasco | 4,086 |
| Miami Lakes, Dade | 4,051 |
| Palm Beach Gardens, Palm Beach | 3,971 |
| Deland, Volusia | 3,960 |
| Coconut Creek, Broward | 3,952 |
| Palmetto, Manatee | 3,914 |
| Winter Park, Orange | 3,905 |
| Margate, Broward | 3,819 |
| Palm Harbor, Pinellas | 3,817 |
| Oviedo, Seminole | 3,742 |
| Live Oak, Suwannee | 3,718 |
| Wellington, Palm Beach | 3,702 |
| Opa Locka, Dade | 3,674 |
| Altamonte Springs, Seminole | 3,557 |
| Middleburg, Clay | 3,557 |
| Venice, Sarasota | 3,472 |
| Lutz, Hillsborough | 3,423 |
| North Port, Sarasota | 3,405 |
| Haines City, Polk | 3,402 |
| Port Orange, Volusia | 3,385 |
| Ocoee, Orange | 3,319 |
| Punta Gorda, Charlotte | 3,315 |
| Brooksville, Hernando | 3,301 |
| Leesburg, Lake | 3,296 |
| Sebring, Highlands | 3,286 |
| Hallandale, Broward | 3,274 |
| Valrico, Hillsborough | 3,241 |
| Arcadia, Desoto | 3,199 |
| Saint Johns, St. Johns | 3,159 |
| Okeechobee, Okeechobee | 3,106 |
| The Villages, Sumter | 3,101 |
| Bonita Springs, Lee | 3,100 |
| Pembroke Pines, Broward | 3,087 |
| Immokalee, Collier | 3,038 |
| Seminole, Pinellas | 3,000 |
| Ormond Beach, Volusia | 2,999 |
| Navarre, Santa Rosa | 2,967 |
| Zephyrhills, Pasco | 2,939 |
| Longwood, Seminole | 2,812 |
| Windermere, Orange | 2,783 |
| Pinellas Park, Pinellas | 2,756 |
| Gulf Breeze, Santa Rosa | 2,748 |
| Cutler Ridge, Dade | 2,747 |
| Ruskin, Hillsborough | 2,687 |

COVID-19: characteristics of 1,627,830 Florida resident cases

Data through Jan 24, 2021 verified as of Jan 25, 2021 at 09:25 AM

Data in this report are provisional and subject to change.

The table below includes the cities and counties of residence for cases in Florida residents based on the patient's ZIP Code. Note that city is not always received as part of the initial notification and may be missing while the case is being investigated.

| City and county | Cases |
|------------------------------|-------|
| North Lauderdale, Broward | 2,684 |
| Cantonment, Escambia | 2,642 |
| North Miami, Dade | 2,641 |
| Niceville, Okaloosa | 2,633 |
| Quincy, Gadsden | 2,612 |
| Jacksonville Beach, Duval | 2,602 |
| Key West, Monroe | 2,596 |
| Crawfordville, Wakulla | 2,542 |
| Cocoa, Brevard | 2,539 |
| Lake Worth Beach, Palm Beach | 2,529 |
| Palatka, Putnam | 2,452 |
| Panama City Beach, Bay | 2,435 |
| Casselberry, Seminole | 2,403 |
| Hudson, Pasco | 2,379 |
| Bartow, Polk | 2,356 |
| Dade City, Pasco | 2,347 |
| Green Cove Springs, Clay | 2,331 |
| Fernandina Beach, Nassau | 2,291 |
| North Fort Myers, Lee | 2,276 |
| Port Richey, Pasco | 2,258 |
| Perry, Taylor | 2,257 |
| Oakland Park, Broward | 2,209 |
| Marianna, Jackson | 2,195 |
| Ponte Vedra Beach, St. Johns | 2,191 |
| Lake Mary, Seminole | 2,156 |
| Auburndale, Polk | 2,136 |
| Kissimmee, Polk | 2,116 |
| Clewiston, Hendry | 2,089 |
| Winter Springs, Seminole | 2,073 |
| Aventura, Dade | 2,055 |
| Titusville, Brevard | 2,043 |
| New Smyrna Beach, Volusia | 2,030 |
| Tarpon Springs, Pinellas | 2,024 |
| Lynn Haven, Bay | 2,009 |
| Lake Wales, Polk | 1,992 |
| Inverness, Citrus | 1,983 |
| Merritt Island, Brevard | 1,948 |
| Royal Palm Beach, Palm Beach | 1,908 |
| Fleming Island, Clay | 1,902 |
| Eustis, Lake | 1,860 |
| Belle Glade, Palm Beach | 1,857 |
| Santa Rosa Beach, Walton | 1,851 |
| Chipley, Washington | 1,840 |
| Defuniak Springs, Walton | 1,839 |
| Esterro, Lee | 1,823 |
| Wimauma, Hillsborough | 1,814 |
| Parkland, Broward | 1,796 |
| Loxahatchee, Palm Beach | 1,776 |
| Dunedin, Pinellas | 1,772 |
| Cooper City, Broward | 1,763 |
| Labelle, Hendry | 1,749 |
| Starke, Bradford | 1,739 |
| Holiday, Pasco | 1,716 |
| Sarasota, Manatee | 1,678 |
| Key Biscayne, Dade | 1,677 |
| Destin, Okaloosa | 1,640 |
| Rockledge, Brevard | 1,615 |
| Mount Dora, Lake | 1,612 |
| Avon Park, Highlands | 1,607 |

COVID-19: characteristics of 1,627,830 Florida resident cases

Data through Jan 24, 2021 verified as of Jan 25, 2021 at 09:25 AM

Data in this report are provisional and subject to change.

The table below includes the cities and counties of residence for cases in Florida residents based on the patient's ZIP Code. Note that city is not always received as part of the initial notification and may be missing while the case is being investigated.

| City and county | Cases |
|-------------------------------|-------|
| Odessa, Hillsborough | 1,601 |
| Parrish, Manatee | 1,601 |
| Mulberry, Polk | 1,600 |
| Palm City, Martin | 1,571 |
| Tavares, Lake | 1,523 |
| Seffner, Hillsborough | 1,509 |
| Mayo, Lafayette | 1,493 |
| Riviera Beach, Palm Beach | 1,479 |
| Summerfield, Marion | 1,473 |
| Coconut Grove, Dade | 1,466 |
| Yulee, Nassau | 1,464 |
| Wauchula, Hardee | 1,459 |
| Crossings, Dade | 1,448 |
| Bonifay, Holmes | 1,439 |
| Carol City, Dade | 1,419 |
| Maccleddy, Baker | 1,403 |
| Groveland, Lake | 1,395 |
| Missing, Dade | 1,384 |
| Pinecrest, Dade | 1,344 |
| Orange City, Volusia | 1,339 |
| Maitland, Orange | 1,334 |
| Callahan, Nassau | 1,303 |
| Lithia, Hillsborough | 1,294 |
| Crystal River, Citrus | 1,288 |
| Ponte Vedra, St. Johns | 1,287 |
| Sebastian, Indian River | 1,287 |
| Lake Butler, Union | 1,256 |
| Homosassa, Citrus | 1,219 |
| Biscayne Park, Dade | 1,213 |
| Lady Lake, Lake | 1,207 |
| Pace, Santa Rosa | 1,183 |
| Dania, Broward | 1,183 |
| Madison, Madison | 1,181 |
| Atlantic Beach, Duval | 1,180 |
| Florida City, Dade | 1,171 |
| Indiantown, Martin | 1,168 |
| Sun City Center, Hillsborough | 1,161 |
| Palmetto Bay, Dade | 1,151 |
| Gibsonton, Hillsborough | 1,144 |
| Graceville, Jackson | 1,142 |
| Lake Placid, Highlands | 1,131 |
| Monticello, Jefferson | 1,129 |
| Century, Escambia | 1,113 |
| Dover, Hillsborough | 1,105 |
| Hobe Sound, Martin | 1,091 |
| Oldsmar, Pinellas | 1,091 |
| Alachua, Alachua | 1,086 |
| Apollo Beach, Hillsborough | 1,085 |
| Palm Springs, Palm Beach | 1,047 |
| Dunnellon, Marion | 1,036 |
| Edgewater, Volusia | 1,021 |
| Bellevue, Marion | 996 |
| El Portal, Dade | 995 |
| DeBary, Volusia | 977 |
| North Palm Beach, Palm Beach | 976 |
| Newberry, Alachua | 975 |
| Jasper, Hamilton | 971 |
| Havana, Gadsden | 968 |
| Lantana, Palm Beach | 966 |

COVID-19: characteristics of 1,627,830 Florida resident cases

Data through Jan 24, 2021 verified as of Jan 25, 2021 at 09:25 AM

Data in this report are provisional and subject to change.

The table below includes the cities and counties of residence for cases in Florida residents based on the patient's ZIP Code. Note that city is not always received as part of the initial notification and may be missing while the case is being investigated.

| City and county | Cases |
|--------------------------------|-------|
| Hilliard, Nassau | 960 |
| South Miami, Dade | 960 |
| Lecanto, Citrus | 955 |
| Blountstown, Calhoun | 954 |
| Williston, Levy | 907 |
| Everglades National Park, Dade | 885 |
| Sanderson, Baker | 884 |
| Freeport, Walton | 869 |
| Jensen Beach, Martin | 867 |
| Satellite Beach, Brevard | 858 |
| Beverly Hills, Citrus | 852 |
| Safety Harbor, Pinellas | 847 |
| Keystone Heights, Clay | 844 |
| Ellenton, Manatee | 841 |
| Trenton, Gilchrist | 838 |
| Wewahitchka, Gulf | 834 |
| Wildwood, Sumter | 816 |
| Coleman, Sumter | 812 |
| Moore Haven, Glades | 808 |
| Lauderhill, Broward | 799 |
| Fellsmere, Indian River | 793 |
| Nokomis, Sarasota | 788 |
| Frostproof, Polk | 783 |
| Mary Esther, Okaloosa | 777 |
| Hernando, Citrus | 777 |
| Englewood, Charlotte | 773 |
| Wilton Manors, Broward | 770 |
| Fisher Island, Dade | 762 |
| Dunnellon, Citrus | 756 |
| Bristol, Liberty | 754 |
| Port Saint Joe, Gulf | 753 |
| Cross City, Dixie | 752 |
| Bushnell, Sumter | 748 |
| Key Largo, Monroe | 741 |
| Polk City, Polk | 734 |
| Medley, Dade | 731 |
| Uleta, Dade | 704 |
| Olympia Heights, Dade | 703 |
| Shalimar, Okaloosa | 697 |
| South Bay, Palm Beach | 697 |
| Pahokee, Palm Beach | 687 |
| Lauderdale Lakes, Broward | 681 |
| Coral, Dade | 680 |
| Chattahoochee, Gadsden | 678 |
| Marco Island, Collier | 670 |
| Englewood, Sarasota | 645 |
| Glen Saint Mary, Baker | 641 |
| Cocoa Beach, Brevard | 636 |
| Fort Meade, Polk | 635 |
| Crescent City, Putnam | 625 |
| High Springs, Alachua | 625 |
| Lawtey, Bradford | 621 |
| Interlachen, Putnam | 612 |
| Chiefland, Levy | 608 |
| Indialantic, Brevard | 606 |
| Miramar Beach, Walton | 593 |
| Bowling Green, Hardee | 588 |
| Thonotosassa, Hillsborough | 587 |
| Spring Hill, Pasco | 586 |

COVID-19: characteristics of 1,627,830 Florida resident cases

Data through Jan 24, 2021 verified as of Jan 25, 2021 at 09:25 AM

Data in this report are provisional and subject to change.

The table below includes the cities and counties of residence for cases in Florida residents based on the patient's ZIP Code. Note that city is not always received as part of the initial notification and may be missing while the case is being investigated.

| City and county | Cases |
|--------------------------------|-------|
| Sorrento, Lake | 583 |
| Trinity, Pasco | 577 |
| Minneola, Lake | 577 |
| Marathon, Monroe | 572 |
| Jacksonville, St. Johns | 564 |
| Old Town, Dixie | 561 |
| Southwest Ranches, Broward | 557 |
| Fruitland Park, Lake | 556 |
| Neptune Beach, Duval | 554 |
| Lake Alfred, Polk | 543 |
| Fort Myers Beach, Lee | 528 |
| Fort White, Columbia | 516 |
| Carrabelle, Franklin | 510 |
| Sneads, Jackson | 507 |
| West Melbourne, Brevard | 506 |
| Belle Isle, Orange | 492 |
| Bronson, Levy | 491 |
| Baker, Okaloosa | 485 |
| Umatilla, Lake | 483 |
| Clearwater Beach, Pinellas | 469 |
| Sweetwater, Dade | 464 |
| Jay, Santa Rosa | 457 |
| South Daytona, Volusia | 450 |
| Palm Beach, Palm Beach | 442 |
| Weeki Wachee, Hernando | 434 |
| Cottdendale, Jackson | 433 |
| Gulfport, Pinellas | 429 |
| Hawthorne, Alachua | 427 |
| Mascotte, Lake | 425 |
| Silver Springs, Marion | 416 |
| Midway, Gadsden | 412 |
| Oakland, Orange | 412 |
| East Palatka, Putnam | 411 |
| Florida State University, Leon | 407 |
| Rotunda West, Charlotte | 404 |
| Citra, Marion | 401 |
| Bunnell, Flagler | 401 |
| Zolfo Springs, Hardee | 397 |
| Oxford, Sumter | 390 |
| Centerville, Leon | 389 |
| Molino, Escambia | 384 |
| Altha, Calhoun | 383 |
| Melbourne Beach, Brevard | 372 |
| Youngstown, Bay | 368 |
| Surfside, Dade | 366 |
| Myakka City, Manatee | 359 |
| Apalachicola, Franklin | 358 |
| Branford, Suwannee | 356 |
| Raiford, Union | 350 |
| Cape Canaveral, Brevard | 350 |
| Tavernier, Monroe | 348 |
| Celebration, Osceola | 347 |
| Ocklawaha, Marion | 347 |
| Alva, Lee | 347 |
| Flagler Beach, Flagler | 346 |
| Archer, Alachua | 335 |
| Hastings, St. Johns | 334 |
| Indian Harbour Beach, Brevard | 332 |
| Mims, Brevard | 331 |

COVID-19: characteristics of 1,627,830 Florida resident cases

Data through Jan 24, 2021 verified as of Jan 25, 2021 at 09:25 AM

Data in this report are provisional and subject to change.

The table below includes the cities and counties of residence for cases in Florida residents based on the patient's ZIP Code. Note that city is not always received as part of the initial notification and may be missing while the case is being investigated.

| City and county | Cases |
|------------------------------|-------|
| Haverhill, Palm Beach | 317 |
| Dundee, Polk | 316 |
| De Leon Springs, Volusia | 316 |
| Bal Harbour, Dade | 312 |
| Osprey, Sarasota | 311 |
| Bell, Gilchrist | 311 |
| Grand Ridge, Jackson | 305 |
| Pierson, Volusia | 304 |
| Malone, Jackson | 304 |
| Eagle Lake, Polk | 298 |
| Greenville, Madison | 293 |
| Webster, Sumter | 287 |
| Lake Park, Palm Beach | 286 |
| Jennings, Hamilton | 284 |
| Holly Hill, Volusia | 283 |
| West Miami, Dade | 283 |
| Lehigh, Lee | 280 |
| Ave Maria, Collier | 278 |
| Floral City, Citrus | 277 |
| Eastpoint, Franklin | 276 |
| Vernon, Washington | 274 |
| Satsuma, Putnam | 270 |
| Gotha, Orange | 269 |
| Grand Island, Lake | 267 |
| Tequesta, Palm Beach | 267 |
| Westville, Holmes | 266 |
| Chuluota, Seminole | 264 |
| Elkton, St. Johns | 263 |
| Montverde, Lake | 258 |
| Melrose, Putnam | 257 |
| Indian Rocks Beach, Pinellas | 256 |
| Reddick, Marion | 255 |
| Greenwood, Jackson | 254 |
| Bryceville, Nassau | 244 |
| Kenneth City, Pinellas | 243 |
| Valparaiso, Okaloosa | 240 |
| O Brien, Suwannee | 235 |
| Ponce De Leon, Holmes | 235 |
| Alafaya, Orange | 234 |
| Sebastian, Brevard | 234 |
| Winter Park, Seminole | 234 |
| Malabar, Brevard | 231 |
| San Antonio, Pasco | 230 |
| Laurel Hill, Okaloosa | 226 |
| South Pasadena, Pinellas | 223 |
| Lake Panasoffkee, Sumter | 218 |
| Belleair, Pinellas | 217 |
| Edgewood, Orange | 211 |
| Fort McCoy, Marion | 211 |
| Anthony, Marion | 210 |
| Gretna, Gadsden | 210 |
| Southport, Bay | 201 |
| Morriston, Levy | 200 |
| White Springs, Hamilton | 198 |
| Hosford, Liberty | 197 |
| Lee, Madison | 194 |
| Wellborn, Suwannee | 193 |
| Inlet Beach, Walton | 193 |
| Geneva, Seminole | 192 |

COVID-19: characteristics of 1,627,830 Florida resident cases

Data through Jan 24, 2021 verified as of Jan 25, 2021 at 09:25 AM

Data in this report are provisional and subject to change.

The table below includes the cities and counties of residence for cases in Florida residents based on the patient's ZIP Code. Note that city is not always received as part of the initial notification and may be missing while the case is being investigated.

| City and county | Cases |
|--------------------------------|-------|
| Sanibel, Lee | 192 |
| Bay Harbor Islands, Dade | 191 |
| Kindred, Osceola | 191 |
| Greenacres, Palm Beach | 185 |
| Eglin Air Force Base, Okaloosa | 182 |
| Saint James City, Lee | 182 |
| Fountain, Bay | 179 |
| Weirsdale, Marion | 177 |
| Mcdavid, Escambia | 176 |
| The Villages, Marion | 176 |
| Fern Park, Seminole | 174 |
| Hallandale Beach, Broward | 173 |
| Mcalpin, Suwannee | 171 |
| Longboat Key, Manatee | 168 |
| Azalea Park, Orange | 168 |
| Sopchoppy, Wakulla | 167 |
| Holmes Beach, Manatee | 160 |
| Alford, Jackson | 158 |
| Howey-In-The-Hills, Lake | 157 |
| Juno Beach, Palm Beach | 157 |
| Islamorada, Monroe | 156 |
| Lakewood Ranch, Manatee | 156 |
| Zellwood, Orange | 155 |
| Astatula, Lake | 153 |
| Micanopy, Alachua | 153 |
| Babson Park, Polk | 152 |
| Altoona, Lake | 151 |
| Holt, Okaloosa | 148 |
| Lauderdale By The Sea, Broward | 148 |
| Madeira Beach, Pinellas | 146 |
| Caryville, Washington | 145 |
| The Villages, Lake | 145 |
| Poinciana, Polk | 141 |
| University Of Miami, Dade | 140 |
| Summerland Key, Monroe | 140 |
| Clair-Mel City, Hillsborough | 137 |
| Bokeelia, Lee | 136 |
| Center Hill, Sumter | 135 |
| Lockhart, Orange | 135 |
| Hiawassee, Orange | 134 |
| Atlantis, Palm Beach | 132 |
| Bay Lake, Orange | 132 |
| Pomona Park, Putnam | 132 |
| Viera, Brevard | 131 |
| Mangonia Park, Palm Beach | 129 |
| Lake Helen, Volusia | 128 |
| Oak Hill, Volusia | 127 |
| Rocky Point, Hillsborough | 127 |
| Odessa, Pasco | 123 |
| Carrollwood, Hillsborough | 120 |
| Ponce Inlet, Volusia | 119 |
| University Of FI, Alachua | 118 |
| Apopka, Seminole | 118 |
| Matlacha, Lee | 116 |
| Golden Beach, Dade | 115 |
| Grant-Valkaria, Brevard | 113 |
| Osteen, Volusia | 112 |
| Baldwin, Duval | 111 |
| Hypoluxo, Palm Beach | 111 |

COVID-19: characteristics of 1,627,830 Florida resident cases

Data through Jan 24, 2021 verified as of Jan 25, 2021 at 09:25 AM

Data in this report are provisional and subject to change.

The table below includes the cities and counties of residence for cases in Florida residents based on the patient's ZIP Code. Note that city is not always received as part of the initial notification and may be missing while the case is being investigated.

| City and county | Cases |
|---|-------|
| Hollister, Putnam | 110 |
| Cutler Bay, Dade | 109 |
| San Mateo, Putnam | 109 |
| Big Pine Key, Monroe | 107 |
| Steinhatchee, Taylor | 106 |
| Clarksville, Calhoun | 106 |
| Lake Hamilton, Polk | 103 |
| Cloud Lake, Palm Beach | 103 |
| Citrus Springs, Citrus | 103 |
| Sumterville, Sumter | 103 |
| Placida, Charlotte | 102 |
| Inglis, Levy | 101 |
| Kendall, Dade | 100 |
| Lutz, Pasco | 98 |
| Hampton, Bradford | 98 |
| Lady Lake, Sumter | 97 |
| South Fort Myers, Lee | 97 |
| Buena Ventura Lakes, Osceola | 97 |
| Panacea, Wakulla | 96 |
| Seville, Volusia | 95 |
| Harmony, Osceola | 88 |
| Christmas, Orange | 87 |
| Hurlburt Field, Okaloosa | 87 |
| Florahome, Putnam | 87 |
| Dinsmore, Duval | 86 |
| Brooker, Bradford | 86 |
| Temple Terrace, Hillsborough | 86 |
| Waldo, Alachua | 86 |
| Canal Point, Palm Beach | 85 |
| Lamont, Jefferson | 85 |
| University Of Central Fl, Orange | 85 |
| Belleair Beach, Pinellas | 84 |
| Callaway, Bay | 84 |
| Paisley, Lake | 84 |
| Bascom, Jackson | 83 |
| Tierra Verde, Pinellas | 83 |
| Maitland, Seminole | 79 |
| Astor, Lake | 78 |
| Tyndall Air Force Base, Bay | 77 |
| F M, Lee | 76 |
| Pinetta, Madison | 75 |
| Fruit Cove, St. Johns | 75 |
| Barefoot Bay, Brevard | 74 |
| Lighthouse Point, Broward | 73 |
| Palma Ceia, Hillsborough | 73 |
| University Of Central Florida, Orange | 73 |
| Lorida, Highlands | 72 |
| Avon Park, Polk | 72 |
| Crystal Beach, Pinellas | 70 |
| Cedar Key, Levy | 69 |
| Bradenton Beach, Manatee | 69 |
| Eatonville, Orange | 68 |
| University Of South Florida, Hillsborough | 68 |
| Ochopee, Collier | 67 |
| Fort Denaud, Hendry | 66 |
| Campbellton, Jackson | 66 |
| Ocean Ridge, Palm Beach | 66 |
| Welaka, Putnam | 64 |
| Air Mail Facility, Dade | 63 |

COVID-19: characteristics of 1,627,830 Florida resident cases

Data through Jan 24, 2021 verified as of Jan 25, 2021 at 09:25 AM

Data in this report are provisional and subject to change.

The table below includes the cities and counties of residence for cases in Florida residents based on the patient's ZIP Code. Note that city is not always received as part of the initial notification and may be missing while the case is being investigated.

| City and county | Cases |
|-----------------------------------|-------|
| Kathleen, Polk | 63 |
| Patrick Air Force Base, Brevard | 63 |
| Barry University, Dade | 62 |
| Stock Island, Monroe | 62 |
| Dania Beach, Broward | 62 |
| Saint Pete Beach, Pinellas | 60 |
| Greensboro, Gadsden | 60 |
| Boca Grande, Lee | 60 |
| Princeton, Dade | 60 |
| North Venice, Sarasota | 59 |
| Sunny Isles Beach, Dade | 59 |
| West Park, Broward | 58 |
| Orlando, Seminole | 58 |
| Bonita Beach, Lee | 57 |
| City Of Sunrise, Broward | 57 |
| Yalaha, Lake | 55 |
| Georgetown, Putnam | 54 |
| Destin, Walton | 52 |
| Orlando, Dade | 51 |
| Reunion, Osceola | 51 |
| Florida Gulf Coast Univ, Lee | 49 |
| Missing, Volusia | 48 |
| North Redington Beach, Pinellas | 48 |
| Bellview, Escambia | 48 |
| Felda, Hendry | 47 |
| Walnut Hill, Escambia | 47 |
| Northdale, Hillsborough | 47 |
| Heathrow, Seminole | 46 |
| Missing, Lee | 46 |
| Micco, Brevard | 46 |
| Palm Beach Shores, Palm Beach | 45 |
| Singer Island, Palm Beach | 45 |
| Anna Maria, Manatee | 45 |
| Cudjoe Key, Monroe | 45 |
| Mexico Beach, Bay | 45 |
| Treasure Island, Pinellas | 45 |
| Aloma, Orange | 45 |
| Ona, Hardee | 45 |
| Orlando, Osceola | 44 |
| Lake Suzy, Desoto | 44 |
| Missing, Orange | 43 |
| Missing, Santa Rosa | 43 |
| Town N Country, Hillsborough | 42 |
| Cinco Bayou, Okaloosa | 42 |
| Sewalls Point, Martin | 41 |
| Miami Springs, Dade | 40 |
| Highland City, Polk | 40 |
| Miromar Lakes, Lee | 40 |
| University Of Tampa, Hillsborough | 40 |
| Enterprise, Volusia | 39 |
| Salt Springs, Marion | 39 |
| Saint Johns, Duval | 39 |
| Saint Leo, Pasco | 39 |
| Missing, St. Johns | 39 |
| Okahumpka, Lake | 39 |
| Intercession City, Osceola | 39 |
| Manalapan, Palm Beach | 38 |
| Duette, Manatee | 38 |
| Village Of Wellington, Palm Beach | 38 |

COVID-19: characteristics of 1,627,830 Florida resident cases

Data through Jan 24, 2021 verified as of Jan 25, 2021 at 09:25 AM

Data in this report are provisional and subject to change.

The table below includes the cities and counties of residence for cases in Florida residents based on the patient's ZIP Code. Note that city is not always received as part of the initial notification and may be missing while the case is being investigated.

| City and county | Cases |
|-----------------------------------|-------|
| Terra Ceia, Manatee | 38 |
| Orlando, Broward | 38 |
| Orlando, Volusia | 37 |
| Gulf Breeze, Escambia | 37 |
| Orlando, Polk | 37 |
| Eaton Park, Polk | 37 |
| Waverly, Polk | 37 |
| Ponte Vedra, Duval | 37 |
| Ebro, Washington | 36 |
| Flemington, Marion | 34 |
| Key Colony Beach, Monroe | 34 |
| Naranja, Dade | 33 |
| Kenansville, Osceola | 33 |
| Florence Villa, Polk | 33 |
| Miami, Unknown | 33 |
| Highland Beach, Palm Beach | 33 |
| Palm Shores, Brevard | 32 |
| Green Acres, Palm Beach | 32 |
| Bagdad, Santa Rosa | 31 |
| Village Wellington, Palm Beach | 31 |
| Dowling Park, Suwannee | 30 |
| Bayonet Point, Pasco | 30 |
| Lacoochee, Pasco | 29 |
| Lulu, Columbia | 29 |
| Orlando, Hillsborough | 29 |
| Pasadena, Pinellas | 29 |
| Bonita Springs, Collier | 29 |
| Hialeah Gardens, Dade | 28 |
| Tice, Lee | 28 |
| Florida A And M University, Leon | 28 |
| Florida International Univ, Dade | 28 |
| Jupiter, Martin | 27 |
| Miami Shores, Dade | 27 |
| Bay Pines, Pinellas | 27 |
| Pensacola Beach, Santa Rosa | 27 |
| Penney Farms, Clay | 26 |
| Florida State, Leon | 26 |
| Caryville, Holmes | 26 |
| Missing, Duval | 26 |
| Hallandale Beach, Broward | 26 |
| Univ Of FI Student Dorms, Alachua | 26 |
| Nocatee, Desoto | 26 |
| Eloise, Polk | 25 |
| South Palm Beach, Palm Beach | 25 |
| Cortez, Manatee | 25 |
| Kinard, Calhoun | 25 |
| Chokoloskee, Collier | 25 |
| Horseshoe Beach, Dixie | 25 |
| South Miami Heights, Dade | 25 |
| Homeland, Polk | 24 |
| Labelle, Glades | 24 |
| Missing, Palm Beach | 24 |
| North Bay Village, Dade | 24 |
| Tangerine, Orange | 24 |
| Santa Fe, Alachua | 24 |
| Poinciana, Osceola | 24 |
| Earleton, Alachua | 24 |
| Homosassa Springs, Citrus | 24 |
| Missing, Escambia | 23 |

COVID-19: characteristics of 1,627,830 Florida resident cases

Data through Jan 24, 2021 verified as of Jan 25, 2021 at 09:25 AM

Data in this report are provisional and subject to change.

The table below includes the cities and counties of residence for cases in Florida residents based on the patient's ZIP Code. Note that city is not always received as part of the initial notification and may be missing while the case is being investigated.

| City and county | Cases |
|--|-------|
| Mcintosh, Marion | 23 |
| Siesta Key, Sarasota | 23 |
| City Of Westlake, Palm Beach | 22 |
| Bostwick, Putnam | 22 |
| Florida Dept Of Corrections, Union | 22 |
| Long Key, Monroe | 22 |
| Lealman, Pinellas | 22 |
| Tioga, Alachua | 22 |
| Goulds, Dade | 22 |
| Stetson University, Volusia | 22 |
| Indian Lake Estates, Polk | 22 |
| Bonaventure, Broward | 21 |
| Westchase, Hillsborough | 21 |
| Venus, Highlands | 21 |
| Bayshore Gardens, Manatee | 21 |
| Orlando, Palm Beach | 21 |
| Bradley, Polk | 21 |
| La Crosse, Alachua | 21 |
| Missing, Hillsborough | 20 |
| Bonifay, Washington | 20 |
| Palmdale, Glades | 20 |
| Wausau, Washington | 20 |
| Sparr, Marion | 20 |
| Sydney, Hillsborough | 20 |
| Fort Lauderdale, Dade | 20 |
| Perdido Key, Escambia | 20 |
| Balm, Hillsborough | 20 |
| Lakeshore, Polk | 20 |
| New Smyrna, Volusia | 19 |
| Sun City, Hillsborough | 19 |
| Yankeetown, Levy | 19 |
| Ridge Manor, Pasco | 19 |
| Hawthorne, Putnam | 19 |
| Little Torch Key, Monroe | 18 |
| Pine Hills, Orange | 18 |
| Paxton, Walton | 18 |
| Crystal Springs, Pasco | 18 |
| Everglades City, Collier | 18 |
| Sugarloaf Key, Monroe | 18 |
| Missing, Monroe | 18 |
| Babcock Ranch, Lee | 18 |
| Orange Lake, Marion | 18 |
| Branford, Lafayette | 18 |
| Saint Marks, Wakulla | 18 |
| Pine Castle, Orange | 18 |
| Wabasso, Indian River | 17 |
| Missing, Lake | 17 |
| Mexico Beach, Gulf | 17 |
| Miami, Broward | 17 |
| Florida International University, Dade | 17 |
| Alturas, Polk | 17 |
| Candler, Marion | 17 |
| Lowell, Marion | 17 |
| Laud-By-The-Sea, Broward | 16 |
| Graceville, Holmes | 16 |
| Mango, Hillsborough | 16 |
| West Panama City Beach, Bay | 16 |
| Parker, Bay | 16 |
| Champions Gate, Polk | 16 |

COVID-19: characteristics of 1,627,830 Florida resident cases

Data through Jan 24, 2021 verified as of Jan 25, 2021 at 09:25 AM

Data in this report are provisional and subject to change.

The table below includes the cities and counties of residence for cases in Florida residents based on the patient's ZIP Code. Note that city is not always received as part of the initial notification and may be missing while the case is being investigated.

| City and county | Cases |
|-----------------------------------|-------|
| Loughman, Polk | 16 |
| Citrus Ridge, Indian River | 16 |
| Missing, Pasco | 16 |
| Indian River Shores, Indian River | 16 |
| Maxville, Duval | 16 |
| Nalcrest, Polk | 15 |
| Gulf Stream, Palm Beach | 15 |
| Orlando, Pinellas | 15 |
| Plymouth, Orange | 15 |
| Pembroke Park, Broward | 15 |
| Golden Oak, Orange | 14 |
| Jensen Beach, St. Lucie | 14 |
| Westlake, Palm Beach | 14 |
| Murdock, Charlotte | 14 |
| Lake City, Suwannee | 14 |
| Winter Garden, Lake | 14 |
| Goodland, Collier | 14 |
| Mount Dora, Orange | 14 |
| Village Of Palmetto Bay, Dade | 14 |
| Webster, Hernando | 14 |
| Gulf Hammock, Levy | 14 |
| Hernando Beach, Hernando | 14 |
| White Springs, Columbia | 14 |
| Tallevast, Manatee | 13 |
| Suwannee, Dixie | 13 |
| Union Park, Orange | 13 |
| Wewahitchka, Calhoun | 13 |
| Missing, St. Lucie | 13 |
| Orlando, Brevard | 13 |
| Davenport, Osceola | 13 |
| Fort Ogden, Desoto | 13 |
| Woodville, Leon | 13 |
| Orlando, Lake | 13 |
| Archer, Levy | 12 |
| Kissimmee, Orange | 12 |
| Lake Buena Vista, Orange | 12 |
| Hollywood, Dade | 12 |
| Buckingham, Lee | 12 |
| Saint George Island, Franklin | 12 |
| Forest City, Orange | 12 |
| Fort Charlotte, Charlotte | 12 |
| Daytona Beach Shores, Volusia | 12 |
| Graham, Bradford | 12 |
| Pensacola Beach, Escambia | 12 |
| High Springs, Gilchrist | 12 |
| Hutchinson Island, St. Lucie | 12 |
| Shady Hills, Pasco | 11 |
| Kingsley Lake, Bradford | 11 |
| Gonzalez, Escambia | 11 |
| Mount Plymouth, Lake | 11 |
| Holder, Citrus | 11 |
| Wahneta, Polk | 11 |
| Orlando, Leon | 11 |
| Durant, Hillsborough | 11 |
| Redington Shores, Pinellas | 11 |
| Long Boat Key, Manatee | 11 |
| Unknown, Dade | 11 |
| Jacksonville, Unknown | 11 |
| Watersound, Walton | 11 |

COVID-19: characteristics of 1,627,830 Florida resident cases

Data through Jan 24, 2021 verified as of Jan 25, 2021 at 09:25 AM

Data in this report are provisional and subject to change.

The table below includes the cities and counties of residence for cases in Florida residents based on the patient's ZIP Code. Note that city is not always received as part of the initial notification and may be missing while the case is being investigated.

| City and county | Cases |
|--------------------------------|-------|
| Brooksville, Pasco | 11 |
| Saint Lucie West, St. Lucie | 11 |
| Ramrod Key, Monroe | 10 |
| Trenton, Levy | 10 |
| Lake Monroe, Seminole | 10 |
| Johns Pass Village, Pinellas | 10 |
| Telogia, Liberty | 10 |
| Otter Creek, Levy | 10 |
| Trilby, Pasco | 10 |
| Orlando, Duval | 10 |
| Leisure City, Dade | 10 |
| Laurel Hill, Walton | 10 |
| Roseland, Indian River | 10 |
| Nichols, Polk | 10 |
| Greenville, Taylor | 10 |
| Hillsboro Beach, Broward | 10 |
| Braden River, Manatee | 10 |
| Passport, Unknown | 10 |
| Steinhatchee, Dixie | 10 |
| Missing, Marion | 10 |
| Missing, Nassau | 10 |
| Copeland, Collier | 10 |
| Rosemary Beach, Walton | 10 |
| Cypress, Jackson | 9 |
| Lloyd, Jefferson | 9 |
| Los Angeles, Dade | 9 |
| Lamont, Madison | 9 |
| Rubonia, Manatee | 9 |
| Indian Creek Village, Dade | 9 |
| Fanning Springs, Gilchrist | 9 |
| Perrine, Dade | 9 |
| West Delray Beach, Palm Beach | 9 |
| Dade City, Hernando | 9 |
| Briny Breezes, Palm Beach | 9 |
| Cottdale, Washington | 9 |
| Palma Sola, Manatee | 9 |
| Missing, Pinellas | 9 |
| Sea Ranch Lakes, Broward | 9 |
| Beverly Beach, Flagler | 9 |
| Lake Como, Putnam | 9 |
| Missing, Collier | 9 |
| Choctaw Beach, Okaloosa | 9 |
| Belleair Bluffs, Pinellas | 9 |
| University Park, Manatee | 9 |
| Seybold, Dade | 8 |
| Cross Creek, Alachua | 8 |
| Ferndale, Lake | 8 |
| Goldenrod, Seminole | 8 |
| Jerome, Collier | 8 |
| Hialeah, Unknown | 8 |
| Ponce De Leon, Walton | 8 |
| Citrus Hills, Citrus | 8 |
| Elfers, Pasco | 8 |
| Missing, Seminole | 8 |
| Seacrest, Walton | 8 |
| Virginia Gardens, Dade | 8 |
| Naples, Lee | 8 |
| Florida State Univ Admin, Leon | 8 |
| Forest City, Seminole | 8 |

COVID-19: characteristics of 1,627,830 Florida resident cases

Data through Jan 24, 2021 verified as of Jan 25, 2021 at 09:25 AM

Data in this report are provisional and subject to change.

The table below includes the cities and counties of residence for cases in Florida residents based on the patient's ZIP Code. Note that city is not always received as part of the initial notification and may be missing while the case is being investigated.

| City and county | Cases |
|--|-------|
| Ozona, Pinellas | 8 |
| Keystone Heights, Bradford | 7 |
| Orlando, Pasco | 7 |
| Lakewood Ranch, Sarasota | 7 |
| University Of Central Fl, Hillsborough | 7 |
| Salem, Taylor | 7 |
| Missing, Unknown | 7 |
| Missing, Manatee | 7 |
| Evinston, Alachua | 7 |
| Basinger, Okeechobee | 7 |
| Grant Valkaria, Brevard | 7 |
| Port Saint John, Brevard | 7 |
| Redington Beach, Pinellas | 7 |
| Innovation, Pasco | 7 |
| Deer Island, Lake | 7 |
| East Lake, Marion | 7 |
| Wildlight, Nassau | 7 |
| Eau Gallie, Brevard | 7 |
| Captiva, Lee | 7 |
| Niceville, Walton | 7 |
| Orlando, Alachua | 7 |
| Palm City, St. Lucie | 7 |
| Maitland, Volusia | 7 |
| Pine Ridge, Citrus | 7 |
| Switzerland, St. Johns | 7 |
| Sunny Hills, Washington | 6 |
| Orlando, Flagler | 6 |
| Orlando, Marion | 6 |
| Grandin, Putnam | 6 |
| Aripeka, Pasco | 6 |
| Punta Gorda, Lee | 6 |
| Quail Heights, Dade | 6 |
| River Ranch, Polk | 6 |
| Saint Augustine Beach, St. Johns | 6 |
| Missing, Broward | 6 |
| Fairfield, Marion | 6 |
| Labelle, Lee | 6 |
| Missing, Walton | 6 |
| Gibsonia, Polk | 6 |
| Maitland, Hillsborough | 6 |
| Winderemere, Orange | 6 |
| Winter Park, Polk | 6 |
| Orange Park, Duval | 6 |
| Lake Butler, Bradford | 6 |
| Mayport Naval Station, Duval | 6 |
| Fernandina, Nassau | 6 |
| Maitland, Osceola | 6 |
| Orange Springs, Marion | 6 |
| Umatilla, Marion | 6 |
| Morrison, Marion | 6 |
| Duck Key, Monroe | 6 |
| Orchid, Indian River | 6 |
| Ybor City, Hillsborough | 5 |
| Miccosukee, Leon | 5 |
| Haines Creek, Lake | 5 |
| Fort Lauderdale, Palm Beach | 5 |
| Babcock Ranch, Charlotte | 5 |
| Longboat Key, Sarasota | 5 |
| Psl, Unknown | 5 |

COVID-19: characteristics of 1,627,830 Florida resident cases

Data through Jan 24, 2021 verified as of Jan 25, 2021 at 09:25 AM

Data in this report are provisional and subject to change.

The table below includes the cities and counties of residence for cases in Florida residents based on the patient's ZIP Code. Note that city is not always received as part of the initial notification and may be missing while the case is being investigated.

| City and county | Cases |
|------------------------------------|-------|
| Ocoee, Lake | 5 |
| Okeechobee, Martin | 5 |
| Orlando, Manatee | 5 |
| N/A, Unknown | 5 |
| Inglis, Citrus | 5 |
| Nobleton, Hernando | 5 |
| Fort Lauderdale, Lee | 5 |
| Anastasia Island, St. Johns | 5 |
| University Of Central Fl, Martin | 5 |
| Westchester, Dade | 5 |
| Port Salerno, Martin | 5 |
| Grove City, Charlotte | 5 |
| Ebro, Bay | 5 |
| Eglin, Okaloosa | 5 |
| Alys Beach, Bay | 5 |
| Barberville, Volusia | 5 |
| Scottsmoor, Brevard | 5 |
| Indian Shores, Pinellas | 5 |
| Stuart, St. Lucie | 5 |
| Putnam Hall, Putnam | 5 |
| Pass, Unknown | 5 |
| Valkaria, Brevard | 5 |
| Holt, Santa Rosa | 5 |
| Missing, Indian River | 5 |
| White City, Gulf | 5 |
| Worthington Springs, Union | 5 |
| Tampa, Pinellas | 4 |
| Shady Grove, Taylor | 4 |
| Missing, Leon | 4 |
| Milton, Escambia | 4 |
| Mayport, Duval | 4 |
| Inlet Beach, Bay | 4 |
| West Bradenton, Manatee | 4 |
| Port Charlotte, Unknown | 4 |
| Okeechobee, Glades | 4 |
| Live Oak, Madison | 4 |
| Loxahatchee Groves, Palm Beach | 4 |
| Miami, Palm Beach | 4 |
| Missing, Okaloosa | 4 |
| Missing, Polk | 4 |
| Deerfield Beach, Palm Beach | 4 |
| Glen Ridge, Palm Beach | 4 |
| Coco River, Collier | 4 |
| Hialeah, Broward | 4 |
| Melrose, Bradford | 4 |
| Mid Florida, Seminole | 4 |
| Ocean Breeze, Martin | 4 |
| Saint Augustine, Duval | 4 |
| Point Washington, Walton | 4 |
| Williston, Marion | 4 |
| Bella Collina, Lake | 4 |
| El Jobean, Charlotte | 4 |
| Missing, Bay | 4 |
| Hinsdale, Manatee | 4 |
| International Service Center, Dade | 4 |
| Day, Lafayette | 4 |
| Cape San Blas, Gulf | 4 |
| Oneco, Manatee | 4 |
| Wakulla Springs, Wakulla | 4 |

COVID-19: characteristics of 1,627,830 Florida resident cases

Data through Jan 24, 2021 verified as of Jan 25, 2021 at 09:25 AM

Data in this report are provisional and subject to change.

The table below includes the cities and counties of residence for cases in Florida residents based on the patient's ZIP Code. Note that city is not always received as part of the initial notification and may be missing while the case is being investigated.

| City and county | Cases |
|---------------------------------------|-------|
| San Carlos Park, Lee | 4 |
| Jacksonville Naval Air Station, Duval | 4 |
| Newberry, Gilchrist | 4 |
| Miramar, Dade | 4 |
| Miami Gardens, Unknown | 4 |
| Orlando, Lee | 4 |
| Okeechobee, Osceola | 4 |
| Bayou George, Bay | 4 |
| Branford, Gilchrist | 4 |
| Clewiston, Palm Beach | 4 |
| Glenwood, Volusia | 4 |
| Clarcona, Orange | 4 |
| Pensacola, Unknown | 4 |
| Sugarloaf, Monroe | 3 |
| Westville, Walton | 3 |
| Boca Raton, Broward | 3 |
| Ft Pierce, St. Lucie | 3 |
| Milligan, Okaloosa | 3 |
| Lamont, Taylor | 3 |
| Coraopolis, Citrus | 3 |
| Conch Key, Monroe | 3 |
| Chicago, Lee | 3 |
| Bristol, Calhoun | 3 |
| Boynton Beach, Broward | 3 |
| North Fort Myers, Charlotte | 3 |
| Jacksonville, Alachua | 3 |
| Missing, Citrus | 3 |
| Kissimmee, Unknown | 3 |
| Sorrento, Orange | 3 |
| Vernon, Bay | 3 |
| Mayport Naval Housing, Duval | 3 |
| Pompano Beach, Palm Beach | 3 |
| Samoset, Manatee | 3 |
| San Fernando, Unknown | 3 |
| Bowling Green, Polk | 3 |
| Apopka, Lake | 3 |
| Cypress Gardens, Polk | 3 |
| Crestview, Walton | 3 |
| Fernandina Beach, Duval | 3 |
| Fpo, Duval | 3 |
| Indian Rock Beach, Pinellas | 3 |
| Hollywood, Unknown | 3 |
| Monticello, Madison | 3 |
| Missing, Martin | 3 |
| Jonesville, Alachua | 3 |
| Julington Creek, St. Johns | 3 |
| Jupiter Island, Martin | 3 |
| Ocean Reef Club, Monroe | 3 |
| Mims, Volusia | 3 |
| Miami Beach, Unknown | 3 |
| East Rockland Key, Monroe | 3 |
| Alys Beach, Walton | 3 |
| Sandestin, Walton | 3 |
| Seacrest, Bay | 3 |
| Vero Beach, St. Lucie | 3 |
| Pass, Dade | 3 |
| Margate, Unknown | 3 |
| Los Angeles, Broward | 3 |
| Highland Park, Polk | 3 |

COVID-19: characteristics of 1,627,830 Florida resident cases

Data through Jan 24, 2021 verified as of Jan 25, 2021 at 09:25 AM

Data in this report are provisional and subject to change.

The table below includes the cities and counties of residence for cases in Florida residents based on the patient's ZIP Code. Note that city is not always received as part of the initial notification and may be missing while the case is being investigated.

| City and county | Cases |
|--|-------|
| Brewton, Escambia | 3 |
| Apopka, Broward | 3 |
| Missing, Sarasota | 3 |
| Missing, Taylor | 3 |
| Lanark Village, Franklin | 3 |
| Maitland, Polk | 3 |
| Pp, Dade | 3 |
| Pp, Unknown | 3 |
| Orem, Palm Beach | 3 |
| Woodside, Broward | 3 |
| Hallandale Beach, Unknown | 3 |
| Blountstown, Liberty | 3 |
| Lynbrook, Broward | 3 |
| Miami Gardens, Broward | 3 |
| Lakeland, Hillsborough | 3 |
| Lake City, Duval | 3 |
| Immokalee, Lee | 3 |
| Orlando, Unknown | 3 |
| Port Saint Lucie, Martin | 3 |
| Palm Coast, Volusia | 3 |
| Saint Augusaintine Beach, St. Johns | 3 |
| Wildwood, Marion | 3 |
| Village Of Golf, Palm Beach | 3 |
| Jacksonville, Clay | 3 |
| Laurel, Sarasota | 3 |
| Ludlam, Dade | 3 |
| Tampa Palms, Hillsborough | 3 |
| Winter Garden, Seminole | 3 |
| West Palm Beach, Dade | 2 |
| Pineland, Lee | 2 |
| Tarpon Springs, Pasco | 2 |
| Orlando, Santa Rosa | 2 |
| Orlando, Charlotte | 2 |
| Oklawaha, Marion | 2 |
| Olustee, Baker | 2 |
| Winter Park, Leon | 2 |
| Maitland, Leon | 2 |
| Lecanto, Marion | 2 |
| Missing, Hernando | 2 |
| Greenville, Jefferson | 2 |
| Bronx, Seminole | 2 |
| Bonifay, Jackson | 2 |
| Bonnie, Sarasota | 2 |
| Clermont, Orange | 2 |
| Clermont, Polk | 2 |
| Doctors Inlet, Clay | 2 |
| Deland, Lake | 2 |
| Fort Myers, Collier | 2 |
| Fort Pierce, Martin | 2 |
| Upper Key Largo, Monroe | 2 |
| University Of Central Florida, Brevard | 2 |
| Zellwood, Lake | 2 |
| Windermere, Seminole | 2 |
| Seven Springs, Pasco | 2 |
| Saint Petersburg, Hillsborough | 2 |
| Lake Geneva, Clay | 2 |
| Lawtey, Union | 2 |
| Lutz, Pinellas | 2 |
| Los Angeles, Okaloosa | 2 |

COVID-19: characteristics of 1,627,830 Florida resident cases

Data through Jan 24, 2021 verified as of Jan 25, 2021 at 09:25 AM

Data in this report are provisional and subject to change.

The table below includes the cities and counties of residence for cases in Florida residents based on the patient's ZIP Code. Note that city is not always received as part of the initial notification and may be missing while the case is being investigated.

| City and county | Cases |
|---|-------|
| Miami, Orange | 2 |
| Mount Pleasant, Gadsden | 2 |
| None, Dade | 2 |
| Navarre, Okaloosa | 2 |
| Blountstown, Jackson | 2 |
| Alligator Point, Franklin | 2 |
| Coconut Creek, Unknown | 2 |
| Fort Myers, Unknown | 2 |
| Crawfordville, Leon | 2 |
| Eatonville, Lake | 2 |
| Fort Lauderdale, Unknown | 2 |
| Wimauma, Manatee | 2 |
| University Of Central Florida, Palm Beach | 2 |
| University Of Central Florida, Pinellas | 2 |
| Sumatra, Liberty | 2 |
| Pensacola, Santa Rosa | 2 |
| Portland, Unknown | 2 |
| Provo, Broward | 2 |
| Maitland, Lake | 2 |
| Lake Harbor, Palm Beach | 2 |
| Moore Haven, Hendry | 2 |
| Missing, Clay | 2 |
| Naples, Broward | 2 |
| Cassadaga, Volusia | 2 |
| Hialeah Lakes, Dade | 2 |
| Fort Walton Beach, Walton | 2 |
| Dunnellon, Levy | 2 |
| Jacksonville, Dade | 2 |
| Madison, Unknown | 2 |
| Lake Worth, Broward | 2 |
| Maitland, Pasco | 2 |
| Florida Power & Light Co, Dade | 2 |
| Amelia City, Nassau | 2 |
| Alligator Point, Wakulla | 2 |
| Chipley, Jackson | 2 |
| Bruce, Holmes | 2 |
| Orlando, Okaloosa | 2 |
| University Of Central Florida, Broward | 2 |
| Vero Beach, Brevard | 2 |
| Venice, Dade | 2 |
| University Of Central FI, Seminole | 2 |
| Union, Manatee | 2 |
| Sand Lake, Orange | 2 |
| Port St. Lucie, St. Lucie | 2 |
| Windermere, Hillsborough | 2 |
| Winter Park, Volusia | 2 |
| Winter Springs, Orange | 2 |
| Alford, Washington | 2 |
| Altamonte Springs, Orange | 2 |
| Eatonville, Polk | 2 |
| High Springs, Columbia | 2 |
| Miami, Martin | 2 |
| Miramar, Unknown | 2 |
| New Port Richey, Hillsborough | 2 |
| Orlando, Escambia | 2 |
| Okeechobee, Highlands | 2 |
| Labelle, Collier | 2 |
| Jena, Taylor | 2 |
| Lauderhill, Unknown | 2 |

COVID-19: characteristics of 1,627,830 Florida resident cases

Data through Jan 24, 2021 verified as of Jan 25, 2021 at 09:25 AM

Data in this report are provisional and subject to change.

The table below includes the cities and counties of residence for cases in Florida residents based on the patient's ZIP Code. Note that city is not always received as part of the initial notification and may be missing while the case is being investigated.

| City and county | Cases |
|------------------------------------|-------|
| Long Beach, Orange | 2 |
| Longwood, Unknown | 2 |
| Marysville, Dade | 2 |
| Green Cove Springs, Duval | 2 |
| Island Grove, Alachua | 2 |
| Cross Key, Monroe | 2 |
| Crescent Beach, Sarasota | 2 |
| Dade City, Unknown | 2 |
| Defuniak Springs, Okaloosa | 2 |
| Claysville, Hernando | 2 |
| Cibolo, Orange | 2 |
| Seguin, Unknown | 2 |
| Sunrise, Unknown | 2 |
| Tampa, Broward | 2 |
| Port Canaveral, Brevard | 2 |
| Plantation Key, Monroe | 2 |
| Orlando, St. Lucie | 2 |
| Oakland Park, Unknown | 2 |
| Weirsdale, Lake | 2 |
| Pompano Beach, Unknown | 2 |
| Sharpes, Brevard | 2 |
| Sebring, Desoto | 2 |
| Saint Lucie Village, St. Lucie | 2 |
| Panama City, Unknown | 2 |
| Tampa, Hernando | 2 |
| Summerfield, Unknown | 2 |
| Vero Beach, Unknown | 2 |
| Wauchula, Desoto | 2 |
| Yeehaw, Okeechobee | 2 |
| Jacksonville Naval Hospital, Duval | 2 |
| Jacksonville, Nassau | 2 |
| Longview, Dade | 2 |
| Hosford, Calhoun | 2 |
| Noma, Holmes | 2 |
| Melrose, Clay | 2 |
| Mesa, Unknown | 2 |
| Ormond Beach, Flagler | 2 |
| Cape Haze, Charlotte | 2 |
| 000000, Unknown | 2 |
| Land O Lakes, Hillsborough | 2 |
| Lady Lake, Marion | 2 |
| Lakeland, Unknown | 2 |
| Fort Lauderdale, Alachua | 2 |
| Doral, Unknown | 2 |
| Brooklyn, Broward | 2 |
| Cross City, Taylor | 2 |
| Carl Fisher, Dade | 2 |
| Windermere, Lake | 2 |
| Saint Marys, Nassau | 2 |
| Wacissa, Jefferson | 2 |
| Port Saint Lucie, Palm Beach | 2 |
| Orlo Vista, Orange | 2 |
| Other, Dade | 1 |
| Palmetto Bay, Palm Beach | 1 |
| Palmetto, Pasco | 1 |
| Pass-A-Grille Beach, Pinellas | 1 |
| Pembroke Lakes, Broward | 1 |
| Prattville, Hillsborough | 1 |
| Prestonsburg, Bay | 1 |

COVID-19: characteristics of 1,627,830 Florida resident cases

Data through Jan 24, 2021 verified as of Jan 25, 2021 at 09:25 AM

Data in this report are provisional and subject to change.

The table below includes the cities and counties of residence for cases in Florida residents based on the patient's ZIP Code. Note that city is not always received as part of the initial notification and may be missing while the case is being investigated.

| City and county | Cases |
|-----------------------------|-------|
| Quincy, Jackson | 1 |
| Rapid City, Broward | 1 |
| Red Bay, Holmes | 1 |
| Piasa, Putnam | 1 |
| Russellville, Bay | 1 |
| Saint Cloud, Palm Beach | 1 |
| Waipahu, Santa Rosa | 1 |
| Ward, Polk | 1 |
| Wellborn, Columbia | 1 |
| Sunbright, Palm Beach | 1 |
| Venetian Islands, Dade | 1 |
| Syracuse, Polk | 1 |
| Tallahassee, Dade | 1 |
| Tamarac, Dade | 1 |
| Tampa, Unknown | 1 |
| Tavares, Orange | 1 |
| Topsham, Manatee | 1 |
| Town Of Nocatee, St. Johns | 1 |
| Unkn, Duval | 1 |
| Saint Joseph, Volusia | 1 |
| San Antonio, Orange | 1 |
| Seminole, Leon | 1 |
| Suitland, Volusia | 1 |
| Shirley, Flagler | 1 |
| Winter Garden, Duval | 1 |
| Woodbine, Nassau | 1 |
| Yulee, St. Johns | 1 |
| West Apm Beach, Palm Beach | 1 |
| West Yarmouth, St. Lucie | 1 |
| Carmel, Orange | 1 |
| Cedar Springs, Hernando | 1 |
| Chicago, Unknown | 1 |
| Coconut Ck, Unknown | 1 |
| Dallas, Hernando | 1 |
| Deltona, Seminole | 1 |
| Dearborn, Broward | 1 |
| Deer Park, Dade | 1 |
| Deerfield Beach, Unknown | 1 |
| Deland, Seminole | 1 |
| Brooklyn, Dade | 1 |
| Brooklyn, Lee | 1 |
| Caracas, Dade | 1 |
| Boston, Broward | 1 |
| Apopka, Clay | 1 |
| Asheville, Highlands | 1 |
| Astoria, Broward | 1 |
| Bartow, Hardee | 1 |
| Bay Harbor Islands, Unknown | 1 |
| Bel Air, Collier | 1 |
| Alachua, Duval | 1 |
| Alpharetta, Broward | 1 |
| Downingtown, Hillsborough | 1 |
| Dpo, Santa Rosa | 1 |
| Fisher Island, Unknown | 1 |
| Fort Lauderdale, Leon | 1 |
| Fort Pierce, Palm Beach | 1 |
| Fort White, Clay | 1 |
| Garden City, Alachua | 1 |
| Gaylord, Orange | 1 |

COVID-19: characteristics of 1,627,830 Florida resident cases

Data through Jan 24, 2021 verified as of Jan 25, 2021 at 09:25 AM

Data in this report are provisional and subject to change.

The table below includes the cities and counties of residence for cases in Florida residents based on the patient's ZIP Code. Note that city is not always received as part of the initial notification and may be missing while the case is being investigated.

| City and county | Cases |
|------------------------------|-------|
| Gotcha, Orange | 1 |
| Greensburg, Palm Beach | 1 |
| Helen, Bay | 1 |
| Hallandale, Unknown | 1 |
| Hoclywsod, Dade | 1 |
| Hernando, Marion | 1 |
| Hialeah, Collier | 1 |
| Homeless, Hillsborough | 1 |
| Homeless, Monroe | 1 |
| Homeless, Pinellas | 1 |
| Lakewood Ranch, Unknown | 1 |
| Lake Butler, Alachua | 1 |
| Kingsland, Nassau | 1 |
| Knoxville, Bay | 1 |
| Las Vegas, Palm Beach | 1 |
| Ldhl, Broward | 1 |
| Little Neck, Lee | 1 |
| Indian Rocks Beach, Duval | 1 |
| Key West, Duval | 1 |
| Keys West, Unknown | 1 |
| Inwood, Broward | 1 |
| Irvine, Marion | 1 |
| Istachatta, Hernando | 1 |
| Jefferson, Dade | 1 |
| Jonesboro, Leon | 1 |
| Jupiter, Dade | 1 |
| Jupiter, St. Lucie | 1 |
| Kenilworth, Leon | 1 |
| Milford, Lee | 1 |
| Micanopy, Marion | 1 |
| Longwood, Volusia | 1 |
| Mckinney, Broward | 1 |
| Mechanicsburg, Lake | 1 |
| Miamc, Dade | 1 |
| Missing, Okeechobee | 1 |
| Monroe Township, Palm Beach | 1 |
| Moore Haven, Okeechobee | 1 |
| Morrisville, Unknown | 1 |
| New Middletown, Hillsborough | 1 |
| Newberry, Marion | 1 |
| North Palm Beach, Orange | 1 |
| Northport, Sarasota | 1 |
| Oakland, Lee | 1 |
| Alva, Escambia | 1 |
| Arcadia, Highlands | 1 |
| Baker, Santa Rosa | 1 |
| Armstrong, St. Johns | 1 |
| Atl, Brevard | 1 |
| Belleville, Palm Beach | 1 |
| Belmont, Santa Rosa | 1 |
| Blountstown, Broward | 1 |
| Bronson, Alachua | 1 |
| Brooker, Alachua | 1 |
| Brandon, Pinellas | 1 |
| Bonita, Lee | 1 |
| Bocaraten, Palm Beach | 1 |
| Cincinnati, Dade | 1 |
| Champions Gate, Osceola | 1 |
| Dfafs, Okaloosa | 1 |

COVID-19: characteristics of 1,627,830 Florida resident cases

Data through Jan 24, 2021 verified as of Jan 25, 2021 at 09:25 AM

Data in this report are provisional and subject to change.

The table below includes the cities and counties of residence for cases in Florida residents based on the patient's ZIP Code. Note that city is not always received as part of the initial notification and may be missing while the case is being investigated.

| City and county | Cases |
|------------------------------------|-------|
| Davie, Unknown | 1 |
| Dayton, Orange | 1 |
| Gainesville, Okaloosa | 1 |
| Floral, Okaloosa | 1 |
| Edgewood, Broward | 1 |
| Elkton, Putnam | 1 |
| Paducah, Manatee | 1 |
| Orlando, Jackson | 1 |
| North Laud, Unknown | 1 |
| Ocoee, Unknown | 1 |
| Oldsray, Manatee | 1 |
| Middletown, Osceola | 1 |
| Mayaguez, Dade | 1 |
| Murrieta, Seminole | 1 |
| Missing, Osceola | 1 |
| Monroe, Hillsborough | 1 |
| Interlachen, Duval | 1 |
| Hoosick Falls, Broward | 1 |
| Gibson, Unknown | 1 |
| Greenbrier, Bay | 1 |
| Hialeahgardens, Dade | 1 |
| Hiram, Leon | 1 |
| Longwood, Broward | 1 |
| Lucedale, St. Lucie | 1 |
| Macclelleny, Duval | 1 |
| Mantua, Broward | 1 |
| Kure Beach, Monroe | 1 |
| Lakeland, Palm Beach | 1 |
| Westlake Village, Unknown | 1 |
| Watersound, Bay | 1 |
| Whites Creek, Leon | 1 |
| Windermere, Volusia | 1 |
| Wtixrat, Dade | 1 |
| Ventura, Orange | 1 |
| Unk, Duval | 1 |
| Unknown Out Of Area, St. Lucie | 1 |
| Sunrise, Dade | 1 |
| Tallahassee, Gadsden | 1 |
| Tallahassee, Madison | 1 |
| University Of Central Florida, Lee | 1 |
| Trenton, Dixie | 1 |
| Unknown, Unknown | 1 |
| Toms River, Lee | 1 |
| Tourist, Dade | 1 |
| Pensacola, Sumter | 1 |
| Perth Amboy, Hillsborough | 1 |
| Port Orange, Brevard | 1 |
| Powell, Lee | 1 |
| Saint Augustine, Flagler | 1 |
| Puerto Rico, Unknown | 1 |
| Randolph, Orange | 1 |
| Seffner, Hillsborough | 1 |
| Seminole, Lee | 1 |
| Saint Petersburg, Charlotte | 1 |
| Stuart, Palm Beach | 1 |
| West Miami, Unknown | 1 |
| Whippany, Volusia | 1 |
| Vernon, Walton | 1 |
| Venezuela, Unknown | 1 |

COVID-19: characteristics of 1,627,830 Florida resident cases

Data through Jan 24, 2021 verified as of Jan 25, 2021 at 09:25 AM

Data in this report are provisional and subject to change.

The table below includes the cities and counties of residence for cases in Florida residents based on the patient's ZIP Code. Note that city is not always received as part of the initial notification and may be missing while the case is being investigated.

| City and county | Cases |
|------------------------------|-------|
| Windermere, Alachua | 1 |
| Winfield, Hillsborough | 1 |
| Winter Garden, Unknown | 1 |
| Winter Park, Brevard | 1 |
| Xifamk, Dade | 1 |
| Ocala, Duval | 1 |
| Orem, Dade | 1 |
| Orlando, Citrus | 1 |
| Orlando, Collier | 1 |
| Orlando, Gadsden | 1 |
| Orlando, Hernando | 1 |
| Okeechobi, Unknown | 1 |
| North Porte, Unknown | 1 |
| Notrealville, Polk | 1 |
| Orlando, Walton | 1 |
| Oviedo, Lake | 1 |
| Orlando, St. Johns | 1 |
| Panomo City, Bay | 1 |
| Plantation, Leon | 1 |
| Pensacola, Dade | 1 |
| Pooler, Broward | 1 |
| Twentynine Palms, Broward | 1 |
| Surprise, Unknown | 1 |
| Syracuse, Unknown | 1 |
| Sarasota, Unknown | 1 |
| St Cloud, Orange | 1 |
| San Marcos, Unknown | 1 |
| Rye, Palm Beach | 1 |
| Saint Petersburg, Bay | 1 |
| Ridgewood, Lee | 1 |
| Roayl Palm Beach, Palm Beach | 1 |
| Roseville, Broward | 1 |
| Port St. Lucie, Unknown | 1 |
| Putnam, Putnam | 1 |
| Cantonment, Santa Rosa | 1 |
| Clearwater, Leon | 1 |
| Bradenton, Lee | 1 |
| Canton, Duval | 1 |
| Callahan, Duval | 1 |
| Bogota, Unknown | 1 |
| Atlanta, Walton | 1 |
| Attalla, Broward | 1 |
| Auburn, Palm Beach | 1 |
| Autaugaville, Broward | 1 |
| Apopka, Volusia | 1 |
| Alachua, Suwannee | 1 |
| Alafaya, Broward | 1 |
| Alafaya, Pinellas | 1 |
| El Dorado, Palm Beach | 1 |
| Dalecity, Okaloosa | 1 |
| Deerfield Beach, Polk | 1 |
| Crestview, Broward | 1 |
| Crystal River, Marion | 1 |
| Gainesville, Levy | 1 |
| Glen Cove, Unknown | 1 |
| Glen Saint Mary, Duval | 1 |
| Fellsmere, Brevard | 1 |
| Fleming Island, Duval | 1 |
| Florida City, Unknown | 1 |

COVID-19: characteristics of 1,627,830 Florida resident cases

Data through Jan 24, 2021 verified as of Jan 25, 2021 at 09:25 AM

Data in this report are provisional and subject to change.

The table below includes the cities and counties of residence for cases in Florida residents based on the patient's ZIP Code. Note that city is not always received as part of the initial notification and may be missing while the case is being investigated.

| City and county | Cases |
|----------------------------|-------|
| Jacksonville, Baker | 1 |
| Jacksonville, Marion | 1 |
| Irmo, Unknown | 1 |
| Key West, Palm Beach | 1 |
| Kilgore, Dade | 1 |
| Jupiter Inlet, Palm Beach | 1 |
| Jzx, Unknown | 1 |
| Land O Lakes, Unknown | 1 |
| Landolakes, Unknown | 1 |
| Lawton, Okaloosa | 1 |
| Lima, Manatee | 1 |
| Lima, Volusia | 1 |
| Maccleddy, Dixie | 1 |
| Madison, Jefferson | 1 |
| Maitland, Collier | 1 |
| Greensboro, Leon | 1 |
| Hampton, Alachua | 1 |
| Metter, Manatee | 1 |
| Lake Forest, Collier | 1 |
| Miamiardens, Unknown | 1 |
| Miamksaohes, Dade | 1 |
| Monument, Broward | 1 |
| Miami Dade, Unknown | 1 |
| Mokena, Lee | 1 |
| Morrisville, Palm Beach | 1 |
| North Brunswick, St. Lucie | 1 |
| North Lauderdale, Unknown | 1 |
| Marathon Shores, Monroe | 1 |
| Marco Island, Lee | 1 |
| Marianna, Leon | 1 |
| Marianna, Washington | 1 |
| Mary Esther, Hillsborough | 1 |
| Lake Worth, Unknown | 1 |
| Lecanto, Palm Beach | 1 |
| Littleton, St. Johns | 1 |
| Lake Como, Nassau | 1 |
| Lake In The Hills, Broward | 1 |
| Jupiter, Pinellas | 1 |
| Kansas City, Palm Beach | 1 |
| Indianapolis, Lee | 1 |
| Oviedo, Orange | 1 |
| Pace, Escambia | 1 |
| Painted Post, Pasco | 1 |
| Palatka, Marion | 1 |
| Newaygo, Charlotte | 1 |
| North Port, Charlotte | 1 |
| Na, Dade | 1 |
| Naples, Leon | 1 |
| Naples, Unknown | 1 |
| Milford, Bay | 1 |
| Los Angeles, Orange | 1 |
| Maitland, Palm Beach | 1 |
| Mattoon, Lee | 1 |
| Gwynn Oak, Polk | 1 |
| Fort Worth, Broward | 1 |
| Franklin, Orange | 1 |
| Gainesville, Santa Rosa | 1 |
| Delray Beach, Broward | 1 |
| Crescent City, Marion | 1 |

COVID-19: characteristics of 1,627,830 Florida resident cases

Data through Jan 24, 2021 verified as of Jan 25, 2021 at 09:25 AM

Data in this report are provisional and subject to change.

The table below includes the cities and counties of residence for cases in Florida residents based on the patient's ZIP Code. Note that city is not always received as part of the initial notification and may be missing while the case is being investigated.

| City and county | Cases |
|-------------------------------------|-------|
| Crestview, Unknown | 1 |
| Fort Pierce, Brevard | 1 |
| Addison, Pasco | 1 |
| Apopka, Citrus | 1 |
| Apopka, Hillsborough | 1 |
| Arabi, Orange | 1 |
| At Large, Broward | 1 |
| Austin, Dade | 1 |
| Big Torch Key, Monroe | 1 |
| Black, Holmes | 1 |
| Boca Raton, Lee | 1 |
| Bonifay, Unknown | 1 |
| Bonnie, Dade | 1 |
| Bonnie, St. Johns | 1 |
| Apo, Collier | 1 |
| Brownsville, Escambia | 1 |
| Bryant, Palm Beach | 1 |
| Boys Ranch, Suwannee | 1 |
| Coal City, Pasco | 1 |
| Commerce Township, Manatee | 1 |
| Crawfordville, Alachua | 1 |
| Celebration, Orange | 1 |
| Chicago, Broward | 1 |
| Winter Springs, Polk | 1 |
| Youngstown, Washington | 1 |
| Winnetka, Dade | 1 |
| Winter Garden, Osceola | 1 |
| Winter Park, Duval | 1 |
| Winter Park, Palm Beach | 1 |
| Roswell, Bay | 1 |
| Ruskin, Dade | 1 |
| Ruskin, Manatee | 1 |
| Scottsdale, Brevard | 1 |
| Saint Petersburg, Duval | 1 |
| Saint Petersburg, Manatee | 1 |
| Pompano Beach, Dade | 1 |
| Pompano Beach, Osceola | 1 |
| Plymouth, Pasco | 1 |
| Port Saint Lucie, Marion | 1 |
| Port St Luice, Unknown | 1 |
| Port Charlotte, Lee | 1 |
| Pembroke Pines, Unknown | 1 |
| Pensacola Naval Hospital, Escambia | 1 |
| Tavares, Unknown | 1 |
| Temple, Palm Beach | 1 |
| St Petersburg, Orange | 1 |
| Stiamk, Dade | 1 |
| Sun City Center, Lee | 1 |
| Surfside Beach, Orange | 1 |
| Wabasha, Clay | 1 |
| Unknown, Duval | 1 |
| Upland, Manatee | 1 |
| West Hollywood, Broward | 1 |
| Waverly, Duval | 1 |
| Weston, Unknown | 1 |
| Wildwood, Lee | 1 |
| West Palm Beach, Unknown | 1 |
| Village Of Palm Springs, Palm Beach | 1 |
| Webster, Pasco | 1 |

COVID-19: characteristics of 1,627,830 Florida resident cases

Data through Jan 24, 2021 verified as of Jan 25, 2021 at 09:25 AM

Data in this report are provisional and subject to change.

The table below includes the cities and counties of residence for cases in Florida residents based on the patient's ZIP Code. Note that city is not always received as part of the initial notification and may be missing while the case is being investigated.

| City and county | Cases |
|---|-------|
| Westerville, Hillsborough | 1 |
| Winston Salem, Unknown | 1 |
| Winter Garden, Hillsborough | 1 |
| Wilbur By The Sea, Volusia | 1 |
| Willowbrook, Lee | 1 |
| Woodland Hills, Brevard | 1 |
| Yulee, Duval | 1 |
| University Of Central Florida, Hillsborough | 1 |
| University Of Central Fl, Pasco | 1 |
| Union City, Bradford | 1 |
| Tampa, Manatee | 1 |
| Tangerine, Lake | 1 |
| Sanford, Palm Beach | 1 |
| Pompano Beach, Alachua | 1 |
| Republic, Monroe | 1 |
| Ridgewood, Broward | 1 |
| Riverview, Manatee | 1 |
| Roseland, Palm Beach | 1 |
| Steinhatchee, Alachua | 1 |
| Saint Teresa, Wakulla | 1 |
| San Diego, Unknown | 1 |
| Russellville, Hillsborough | 1 |
| Saint Augustine, Okaloosa | 1 |
| Oviedo, Leon | 1 |
| Palm City, Unknown | 1 |
| Porter Ranch, Dade | 1 |
| Raiford, Bradford | 1 |
| Ponte Vedra Beach, Orange | 1 |
| Port Saint Lucie, Broward | 1 |
| Port Saint Lucie, Indian River | 1 |
| N/A, Duval | 1 |
| Naples, Alachua | 1 |
| Old Town, Gilchrist | 1 |
| Ocala, Unknown | 1 |
| Opa Locka, Polk | 1 |
| Orem, Sarasota | 1 |
| Orem, Unknown | 1 |
| Bryn Mawr, Palm Beach | 1 |
| Camden Wyoming, Duval | 1 |
| Bear Grass, Palm Beach | 1 |
| Chipley, Holmes | 1 |
| Chattanooga, Dade | 1 |
| Altamonte, Orange | 1 |
| Alva, Collier | 1 |
| 333, Unknown | 1 |
| Allentown, Putnam | 1 |
| Amelia Village, Nassau | 1 |
| Apple Creek, Citrus | 1 |
| Barefoot Beach, Lee | 1 |
| Azalea Park, Osceola | 1 |
| Aventura, Osceola | 1 |
| Fort Denaud, Glades | 1 |
| Fortlauderdale, Unknown | 1 |
| Ft Pierce, Unknown | 1 |
| Garland, Orange | 1 |
| El Paso, Unknown | 1 |
| Everett, Dade | 1 |
| Fl State Lot, Leon | 1 |
| Colorado Springs, Unknown | 1 |

COVID-19: characteristics of 1,627,830 Florida resident cases

Data through Jan 24, 2021 verified as of Jan 25, 2021 at 09:25 AM

Data in this report are provisional and subject to change.

The table below includes the cities and counties of residence for cases in Florida residents based on the patient's ZIP Code. Note that city is not always received as part of the initial notification and may be missing while the case is being investigated.

| City and county | Cases |
|--|-------|
| Conifer, Lee | 1 |
| Eatonville, Seminole | 1 |
| Destin, Unknown | 1 |
| Diamond, Highlands | 1 |
| Mary Esther, Escambia | 1 |
| Middleburg, Duval | 1 |
| Midland, Osceola | 1 |
| Miami Garden, Unknown | 1 |
| Miami, Charlotte | 1 |
| Miami, Monroe | 1 |
| Miamii, Dade | 1 |
| Miamt, Dade | 1 |
| Lehigh Cares, Lee | 1 |
| Live Oak, Columbia | 1 |
| Loganville, Orange | 1 |
| Longwood, Orange | 1 |
| Lauderdale Hill, Unknown | 1 |
| Jeffersonville, Broward | 1 |
| Lake Mary, Lake | 1 |
| Knoxville, Escambia | 1 |
| Hickory, Lee | 1 |
| Homeless, Dade | 1 |
| Homer, Escambia | 1 |
| Hallandate Ben, Unknown | 1 |
| Felda, Palm Beach | 1 |
| Flagler Beach, Volusia | 1 |
| Flora, Lee | 1 |
| Export, Palm Beach | 1 |
| Fdsf, Unknown | 1 |
| Hialeah, Orange | 1 |
| Hilliard, Dade | 1 |
| Hollywood, Leon | 1 |
| Holt, Unknown | 1 |
| Homestead, Monroe | 1 |
| Humble, Broward | 1 |
| Havanna, Gadsden | 1 |
| Green, Clay | 1 |
| Greensburg, Orange | 1 |
| Greenville, Monroe | 1 |
| Gulf Shores, Escambia | 1 |
| Fruitland Park, Sumter | 1 |
| Fwb, Unknown | 1 |
| Gainesville, Marion | 1 |
| Gastonia, Polk | 1 |
| Geneva, Orange | 1 |
| Clermont, Unknown | 1 |
| Duke Field Air Force Station, Okaloosa | 1 |
| Columbia, Orange | 1 |
| Coral Gables, Unknown | 1 |
| Coral Springs, Unknown | 1 |
| Cornelius, Leon | 1 |
| Crestview, Dade | 1 |
| Dade City, Polk | 1 |
| Dania, Unknown | 1 |
| Darien, Pasco | 1 |
| Aspen, Palm Beach | 1 |
| Atlanta, Broward | 1 |
| Aurburndale, Polk | 1 |
| Aventura, Unknown | 1 |

COVID-19: characteristics of 1,627,830 Florida resident cases

Data through Jan 24, 2021 verified as of Jan 25, 2021 at 09:25 AM

Data in this report are provisional and subject to change.

The table below includes the cities and counties of residence for cases in Florida residents based on the patient's ZIP Code. Note that city is not always received as part of the initial notification and may be missing while the case is being investigated.

| City and county | Cases |
|--------------------------------|-------|
| Azalea Park, Sarasota | 1 |
| Bartow, Unknown | 1 |
| Boca Roton, Unknown | 1 |
| Bryn Mawr, Collier | 1 |
| Apalachicola, Leon | 1 |
| Naugatuck, Lee | 1 |
| Myakka, Duval | 1 |
| North Little Rock, Palm Beach | 1 |
| New Vernon, Sarasota | 1 |
| New York, Broward | 1 |
| Missing, Columbia | 1 |
| Orlando, Highlands | 1 |
| Ocoee, Broward | 1 |
| Ocoee, Polk | 1 |
| Opa Locka, Unknown | 1 |
| Orem, Nassau | 1 |
| Olando, Orange | 1 |
| Los Angeles, Polk | 1 |
| Lakeland, Pasco | 1 |
| Lakewood, Unknown | 1 |
| Jan Phyl Village, Polk | 1 |
| Knoxville, Duval | 1 |
| Maitland, Unknown | 1 |
| Middleburg, Unknown | 1 |
| Minneapolis, Broward | 1 |
| Missing, Brevard | 1 |
| Melbourne, Orange | 1 |
| Miami Beach, Palm Beach | 1 |
| Miami Granders, Dade | 1 |
| South Otselic, Dade | 1 |
| Southampton, Palm Beach | 1 |
| Saint Petersburg, Dade | 1 |
| San Juan, Osceola | 1 |
| San Pedro Sula, Dade | 1 |
| Sandy, Duval | 1 |
| Richmond Heights, Dade | 1 |
| Riverview, Pinellas | 1 |
| Rochester, Lee | 1 |
| Rosemary Beach, Bay | 1 |
| Saint Cloud, Orange | 1 |
| Port Charlotte Fl, Unknown | 1 |
| Ponce, Orange | 1 |
| Plant City, Pinellas | 1 |
| Plantation, Unknown | 1 |
| Plant City, Hendry | 1 |
| Sumter Ville, Unknown | 1 |
| Tampa, Jackson | 1 |
| Tampa, Lee | 1 |
| Tinley Park, Lee | 1 |
| University Of Central Fl, Dade | 1 |
| Springhill, Unknown | 1 |
| Telluride, Lee | 1 |
| Windermere, Polk | 1 |
| Winter Park, Lake | 1 |
| Wayne, Dade | 1 |
| West Simsbury, Collier | 1 |
| Foley, Escambia | 1 |
| Deland, St. Lucie | 1 |
| Deltona, Orange | 1 |

COVID-19: characteristics of 1,627,830 Florida resident cases

Data through Jan 24, 2021 verified as of Jan 25, 2021 at 09:25 AM

Data in this report are provisional and subject to change.

The table below includes the cities and counties of residence for cases in Florida residents based on the patient's ZIP Code. Note that city is not always received as part of the initial notification and may be missing while the case is being investigated.

| City and county | Cases |
|--------------------------------------|-------|
| Fort Myers-, Lee | 1 |
| Fort Pierce, Unknown | 1 |
| Harrison, Pinellas | 1 |
| Granada Hills, Broward | 1 |
| Hailandale, Unknown | 1 |
| Homeless, Polk | 1 |
| Homosassa, Hernando | 1 |
| Conway, Leon | 1 |
| Clermont, Volusia | 1 |
| Clewiston, Glades | 1 |
| Cypress, Leon | 1 |
| Davenport, Orange | 1 |
| Cartersville, Unknown | 1 |
| Altoona, Marion | 1 |
| Anaheim, Unknown | 1 |
| Athens, Duval | 1 |
| Bogota, Orange | 1 |
| Bradington, Manatee | 1 |
| Bronx, Palm Beach | 1 |
| New Orleans, Palm Beach | 1 |
| Newark, Broward | 1 |
| Newburgh, Bay | 1 |
| Navarre, Dade | 1 |
| Middlesburg, Duval | 1 |
| Miami Lakes, Unknown | 1 |
| Miami, Hillsborough | 1 |
| Macdill Air Force Base, Hillsborough | 1 |
| Marshall, Dade | 1 |
| Louisville, Manatee | 1 |
| Los Angeles Ca, Unknown | 1 |
| Lewisburg, Pasco | 1 |
| Littleton, Dade | 1 |
| Lake City, Hamilton | 1 |
| La Grange, Dade | 1 |
| Jerusalem, St. Johns | 1 |
| Saint Petersburg, St. Lucie | 1 |
| Saxis, Lee | 1 |
| Sebring, Lee | 1 |
| Saint Johns, Unknown | 1 |
| Rye, Duval | 1 |
| Rex, Duval | 1 |
| Sun City Center, Hardee | 1 |
| Spring Hill , Hernando | 1 |
| Starke, Clay | 1 |
| Stone Mountain, Palm Beach | 1 |
| Tulsa, Orange | 1 |
| Tiffin, Highlands | 1 |
| Tallahassee, Duval | 1 |
| Tampa, Palm Beach | 1 |
| Tavares, Marion | 1 |
| Parker, Dade | 1 |
| Peoria, Unknown | 1 |
| Palm Coast, Polk | 1 |
| Pacifica, Dade | 1 |
| Port Everglades, Broward | 1 |
| Plantation, Orange | 1 |
| Oviedo, Brevard | 1 |
| Orlando, Sarasota | 1 |
| Orlando, Columbia | 1 |

COVID-19: characteristics of 1,627,830 Florida resident cases

Data through Jan 24, 2021 verified as of Jan 25, 2021 at 09:25 AM

Data in this report are provisional and subject to change.

The table below includes the cities and counties of residence for cases in Florida residents based on the patient's ZIP Code. Note that city is not always received as part of the initial notification and may be missing while the case is being investigated.

| City and county | Cases |
|-------------------------------|-------|
| Orlando, Indian River | 1 |
| Orem, Broward | 1 |
| Oooooo, Unknown | 1 |
| Ocoee, Osceola | 1 |
| Okeechobee, Broward | 1 |
| North Pole, Seminole | 1 |
| North Port, Lee | 1 |
| Winter Garden, Broward | 1 |
| Vernon, Unknown | 1 |
| Winter Park, Broward | 1 |
| Winter Park, Indian River | 1 |
| Winter Park, Lee | 1 |
| Zolfo Springs, Polk | 1 |
| Winter Park, St. Johns | 1 |
| Winter Garden, Pinellas | 1 |
| Washington, Unknown | 1 |
| Wekiva Springs, Seminole | 1 |
| Winder Garden, Orange | 1 |
| Windermere, Leon | 1 |
| Windermere, Osceola | 1 |
| West Villages, Sarasota | 1 |
| Westbrook, Dade | 1 |
| Wewahitchka, Bay | 1 |
| Wichita, Volusia | 1 |
| Fanning Springs, Levy | 1 |
| Estero, Collier | 1 |
| Deland, Polk | 1 |
| Cumberland, Palm Beach | 1 |
| Dade City, Hillsborough | 1 |
| Dallas, Lee | 1 |
| De Leon Springs, Putnam | 1 |
| Clear Brook, Lee | 1 |
| Crestview, Holmes | 1 |
| Columbus, Brevard | 1 |
| Cookeville, Seminole | 1 |
| Buffalo, Palm Beach | 1 |
| Calabasas, Palm Beach | 1 |
| Bryant, Alachua | 1 |
| Carol Stream, Orange | 1 |
| Charlotte, Pasco | 1 |
| Apopka, Flagler | 1 |
| 99, Unknown | 1 |
| Alanson, Bay | 1 |
| Aollywoss, Dade | 1 |
| Boca Raton, Unknown | 1 |
| Bohealia, Lee | 1 |
| Blowing Rock, Polk | 1 |
| Gilmer, Dade | 1 |
| Haverford, Hillsborough | 1 |
| Herrin, Orange | 1 |
| Jamaica, Broward | 1 |
| Lawrence Township, Palm Beach | 1 |
| Las Vegas, Orange | 1 |
| Lake Placid, Alachua | 1 |
| Lander, Citrus | 1 |
| Kingsland, Duval | 1 |
| Kissimmee, Brevard | 1 |
| Marshall, Palm Beach | 1 |
| New Richmond, Volusia | 1 |

COVID-19: characteristics of 1,627,830 Florida resident cases

Data through Jan 24, 2021 verified as of Jan 25, 2021 at 09:25 AM

Data in this report are provisional and subject to change.

The table below includes the cities and counties of residence for cases in Florida residents based on the patient's ZIP Code. Note that city is not always received as part of the initial notification and may be missing while the case is being investigated.

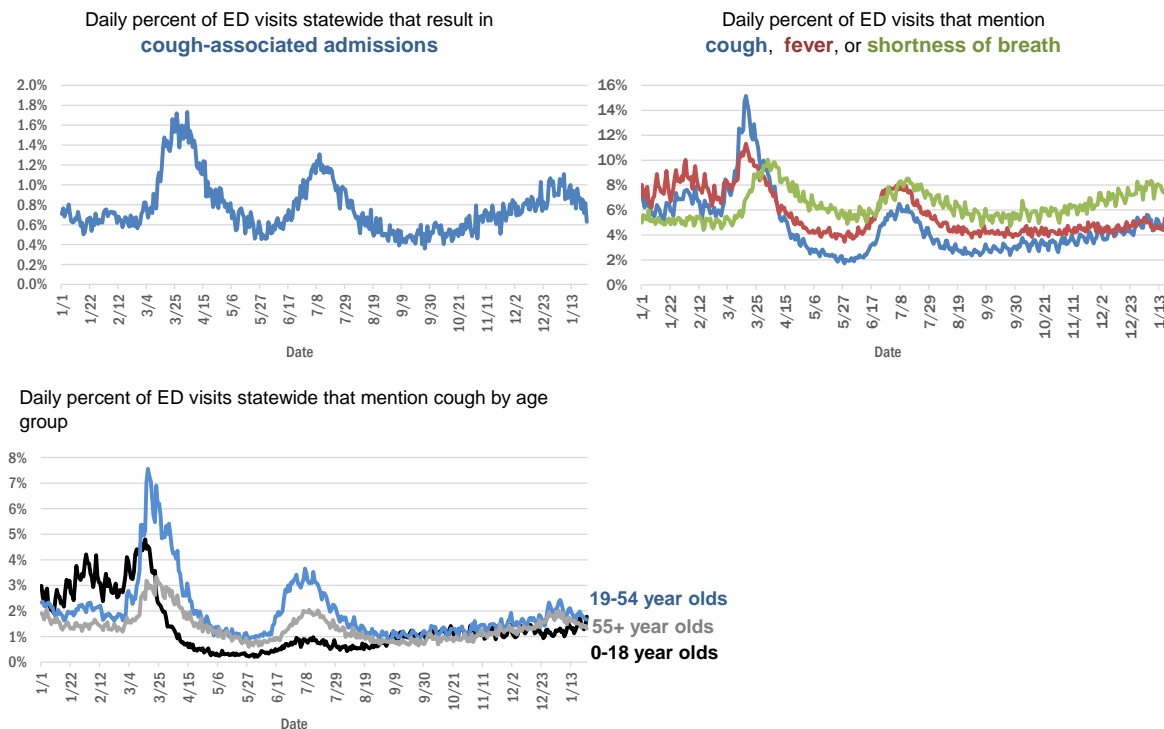
| City and county | Cases |
|---------------------------------------|------------------|
| Oakland, Leon | 1 |
| Okeechobee, St. Lucie | 1 |
| North Canton, Palm Beach | 1 |
| Lemoyne, Manatee | 1 |
| Magnolia Square, Osceola | 1 |
| Maitland, Alachua | 1 |
| Melrose, Alachua | 1 |
| Miamf, Dade | 1 |
| Miami G, Dade | 1 |
| Miami Shores, Broward | 1 |
| Miami, Collier | 1 |
| Marianna, Calhoun | 1 |
| Winter Park, Osceola | 1 |
| Wood River, Polk | 1 |
| Worcester, Palm Beach | 1 |
| Opalocka, Dade | 1 |
| Orlando, Union | 1 |
| Ovido, Seminole | 1 |
| Oxford, Palm Beach | 1 |
| Palm Coast, Duval | 1 |
| Perry, Leon | 1 |
| Palm Springs North, Dade | 1 |
| Shannon, Collier | 1 |
| Soldotna, Broward | 1 |
| Saint Cloud, Lee | 1 |
| Saint Johns, Orange | 1 |
| San Antonio, Sarasota | 1 |
| San Antonio, Unknown | 1 |
| Sanford, Volusia | 1 |
| Provincetown, Collier | 1 |
| Rio Dell, Volusia | 1 |
| Tewksbury, Orange | 1 |
| Tangerine, Seminole | 1 |
| South Burlington, Orange | 1 |
| Steinhatchee, Madison | 1 |
| Weston, Dade | 1 |
| Wheaton, Lee | 1 |
| Winter Park, Alachua | 1 |
| Wesley Chapel, Alachua | 1 |
| Virginia Beach, Hernando | 1 |
| Waco, Broward | 1 |
| University Of Central Florida, Monroe | 1 |
| Toms River, Dade | 1 |
| Total | 1,627,830 |

COVID-19: additional surveillance information

Data through Jan 24, 2021 verified as of Jan 25, 2021 at 09:25 AM

Data in this report are provisional and subject to change.

Statewide emergency department (ED) chief complaint and admission data



The Electronic Surveillance System for the Early Notification of Community-Based Epidemics (ESSENCE-FL) includes chief complaint data from 211 of 211 Florida EDs. Data are transmitted electronically to ESSENCE-FL daily or hourly.

COVID-19: testing by laboratory

Data through Jan 24, 2021 verified as of Jan 25, 2021 at 09:25 AM

Data in this report are provisional and subject to change.

The numbers in the table below represent the number of Florida and non-Florida residents for whom test results were received by the Department of Health. A person can be tested by more than one laboratory and can have both positive and negative results. **Therefore, the sum of the numbers in each column will be larger than the total number of people tested.**

| Reporting lab | Inconclusive | Negative | Positive | Percent positive | Total |
|---|--------------|-----------|----------|------------------|-----------|
| LABORATORY CORPORATION OF AMERICA | 2,350 | 1,455,996 | 197,964 | 12% | 1,656,310 |
| QUEST DIAGNOSTICS | 10,774 | 1,264,841 | 186,389 | 13% | 1,462,004 |
| CURATIVE LABS | 12,029 | 1,230,356 | 182,177 | 13% | 1,424,562 |
| BIO REFERENCE LABORATORIES, INC | 7,424 | 850,765 | 162,590 | 16% | 1,020,779 |
| HELIX | 6,250 | 473,998 | 82,567 | 15% | 562,815 |
| GENETWORK | 661 | 390,606 | 32,942 | 8% | 424,209 |
| REALTOX LABS LLC | 3,915 | 352,633 | 56,354 | 14% | 412,902 |
| CDR MAGUIRE - HEALTH CARE CENTER | | 338,628 | 51,521 | 13% | 390,149 |
| RCA LABORATORY SERVICES, LLC | | 301,982 | 31,041 | 9% | 333,023 |
| NOMI_HEALTH | 1,427 | 257,035 | 38,801 | 13% | 297,263 |
| EAST FLORIDA STATE COLLEGE - BREVARD | | 212,888 | 26,986 | 11% | 239,874 |
| IMPACT HEALTH BIOMETRIC TESTING, INC | 1,007 | 195,564 | 22,428 | 10% | 218,999 |
| REAL DIAGNOSTICS | 1,302 | 178,496 | 24,673 | 12% | 204,471 |
| NOMI HEALTH LAB SERVICES | | 172,665 | 19,670 | 10% | 192,335 |
| BPHL-JACKSONVILLE | 18 | 145,207 | 26,164 | 15% | 171,389 |
| MAKO GENOMICS | 6,845 | 127,632 | 22,908 | 15% | 157,385 |
| ELABNETWORK | 1,058 | 135,735 | 11,530 | 8% | 148,323 |
| ADVENTHEALTH LAB | 99 | 131,116 | 16,716 | 11% | 147,931 |
| MAYO CLINIC LABORATORIES | 321 | 125,513 | 16,096 | 11% | 141,930 |
| FULGENT DIAGNOSTICS LABORATORY | 2,452 | 118,421 | 12,919 | 10% | 133,792 |
| PWNHEALTH | 681 | 113,583 | 15,261 | 12% | 129,525 |
| NORTHWEST LABORATORY | 246 | 121,036 | 6,471 | 5% | 127,753 |
| BAYCARE LABORATORIES LLC | 529 | 114,937 | 10,448 | 8% | 125,914 |
| BPHL-MIAMI | 225 | 105,446 | 18,014 | 15% | 123,685 |
| MEMORIAL REGIONAL HOSPITAL SOUTH | 24 | 99,823 | 20,502 | 17% | 120,349 |
| ASCENSION SACRED HEART HOSPITAL - PENSACOLA | 2 | 101,979 | 16,001 | 14% | 117,982 |
| BIOCOLLECTIONS WORLDWIDE, INC | 705 | 102,161 | 12,893 | 11% | 115,759 |
| ADVENT HEALTH LAB | 112 | 101,260 | 13,957 | 12% | 115,329 |
| MEDICAL DIAGNOSTIC LABORATORIES | 973 | 98,487 | 14,205 | 12% | 113,665 |
| ORLANDO HEALTH SYSTEM | 651 | 98,850 | 10,377 | 9% | 109,878 |
| KORVALABS, INC | 1,285 | 91,316 | 4,687 | 5% | 97,288 |
| UF HEALTH MEDICAL LAB | 33 | 88,011 | 7,853 | 8% | 95,897 |
| BPHL-TAMPA (SPECTRUM BLVD) | 45 | 77,873 | 14,658 | 16% | 92,576 |
| REAL DIAGNOSTICS | 630 | 78,345 | 11,697 | 13% | 90,672 |
| AKESOGEN | | 75,618 | 14,255 | 16% | 89,873 |
| TESTING MATTERS INC | 325 | 76,384 | 12,325 | 14% | 89,034 |
| TAMPA GENERAL HOSPITAL | 4 | 80,890 | 7,728 | 9% | 88,622 |
| SUNPATH MEDICAL DIAGNOSTICS LABORATORY | 762 | 74,651 | 11,529 | 13% | 86,942 |
| DIATHERIX LABORATORIES (VRL EUROFINS) | | 74,948 | 11,428 | 13% | 86,376 |
| BAPTIST HEALTH SOUTH FLORIDA | 305 | 65,236 | 10,495 | 14% | 76,036 |
| CB SMITH PARK | | 66,590 | 9,068 | 12% | 75,658 |
| ASCENSION ST VINCENT'S - RIVERSIDE | 1 | 60,737 | 8,951 | 13% | 69,689 |
| JACKSON MEMORIAL HOSPITAL CLINICAL LAB | 79 | 53,949 | 10,129 | 16% | 64,157 |
| LAKELAND REGIONAL MEDICAL CENTER | 129 | 55,021 | 7,339 | 12% | 62,489 |
| SOUTH MIAMI HOSPITAL LAB | 310 | 52,794 | 7,785 | 13% | 60,889 |
| UF HEALTH SHANDS HOSPITAL | 392 | 53,391 | 3,968 | 7% | 57,751 |

COVID-19: testing by laboratory

Data through Jan 24, 2021 verified as of Jan 25, 2021 at 09:25 AM

Data in this report are provisional and subject to change.

The numbers in the table below represent the number of Florida and non-Florida residents for whom test results were received by the Department of Health. A person can be tested by more than one laboratory and can have both positive and negative results. **Therefore, the sum of the numbers in each column will be larger than the total number of people tested.**

| Reporting lab | Inconclusive | Negative | Positive | Percent positive | Total |
|---|--------------|----------|----------|------------------|--------|
| AEGIS SCIENCES CORPORATION | 443 | 47,399 | 8,842 | 16% | 56,684 |
| AIT LABORATORIES | | 47,731 | 5,854 | 11% | 53,585 |
| ARUP LABORATORIES | 16 | 50,024 | 2,916 | 6% | 52,956 |
| AMERICAN HEALTH ASSOCIATES | 9 | 46,979 | 3,574 | 7% | 50,562 |
| INGENIOUS PERSONALIZED MEDICINE | 158 | 40,215 | 8,380 | 17% | 48,753 |
| APPLIED INGENUITY DIAGNOSTICS LLC | | 44,908 | 2,023 | 4% | 46,931 |
| VIRACOR EUROFINS | | 35,303 | 9,785 | 22% | 45,088 |
| BAPTIST HEALTH - JACKSONVILLE | 4 | 40,849 | 3,353 | 8% | 44,206 |
| TALLAHASSEE MEMORIAL HOSPITAL | 219 | 39,023 | 4,911 | 11% | 44,153 |
| GENESIS REFERENCE LABORATORIES | | 36,046 | 4,236 | 11% | 40,282 |
| SARASOTA MEMORIAL HOSPITAL MAIN LAB | 12 | 34,532 | 3,182 | 8% | 37,726 |
| ORANGE COUNTY CONVENTION CENTER | | 33,330 | 3,673 | 10% | 37,003 |
| BROWARD GENERAL MEDICAL CENTER-CLINICAL LAB | 2 | 33,198 | 3,548 | 10% | 36,748 |
| MILLENNIUM PHYSICIAN GROUP | 17 | 30,627 | 5,859 | 16% | 36,503 |
| LEE HEALTH - CAPE CORAL HOSPITAL | 3 | 30,521 | 5,126 | 14% | 35,650 |
| MIAMI DADE COUNTY | | 32,093 | 3,528 | 10% | 35,621 |
| FLORIDA HOSPITAL - TAMPA | 37 | 31,799 | 2,828 | 8% | 34,664 |
| NICKLAUS CHILDREN'S HOSPITAL | 61 | 30,095 | 4,456 | 13% | 34,612 |
| UNIVERSITY OF MIAMI HOSPITAL | 32 | 30,905 | 3,286 | 10% | 34,223 |
| WALGREENS | 33 | 28,635 | 5,287 | 16% | 33,955 |
| UF HEALTH JACKSONVILLE | 47 | 29,296 | 3,452 | 11% | 32,795 |
| ECCO LAB GROUP CO | 478 | 27,001 | 4,394 | 14% | 31,873 |
| ADVENTIST HEALTH SYSTEMS SUNBELT INC DBA | | 28,367 | 3,095 | 10% | 31,462 |
| DWIC OF TAMPA BAY INC | | 27,062 | 2,995 | 10% | 30,057 |
| NORTH FLORIDA REGIONAL MEDICAL CENTER | | 24,248 | 3,021 | 11% | 27,269 |
| ST JOSEPHS HOSPITAL LABORATORY | 23 | 23,582 | 3,153 | 12% | 26,758 |
| JUPITER MEDICAL CENTER LAB | 72 | 24,184 | 2,310 | 9% | 26,566 |
| MOUNT SINAI MEDICAL CENTER | 9 | 23,911 | 2,615 | 10% | 26,535 |
| BRANDON REGIONAL HOSPITAL | | 23,136 | 3,159 | 12% | 26,295 |
| PALMETTO GENERAL HOSPITAL LAB | 3 | 20,022 | 4,202 | 17% | 24,227 |
| JFK MEDICAL CENTER LAB | 1 | 21,158 | 2,778 | 12% | 23,937 |
| ACCESS DX LABORATORY | 210 | 20,685 | 2,028 | 9% | 22,923 |
| STS LAB 2 LLC | 6 | 21,642 | 1,121 | 5% | 22,769 |
| INTEGRATED REGIONAL LABORATORIES LLP | 1 | 18,836 | 3,147 | 14% | 21,984 |
| STATLAB_MOBILE | 1 | 19,929 | 2,011 | 9% | 21,941 |
| WATSON CLINIC LLP | | 17,651 | 4,119 | 19% | 21,770 |
| AVENTUS BIO LABS | 16 | 18,205 | 2,686 | 13% | 20,907 |
| MEDFAST URGENT CARE CENTERS, LLC | 10 | 18,026 | 2,853 | 14% | 20,889 |
| NAPLES COMMUNITY HOSPITAL | 67 | 18,828 | 1,942 | 9% | 20,837 |
| HEALTHLINK DIAGNOSTIC LABORATORIES | 275 | 18,286 | 2,135 | 10% | 20,696 |
| HOLY CROSS HOSPITAL CLINICAL LAB | 1 | 18,994 | 1,700 | 8% | 20,695 |
| PANCARE OF FLORIDA INC | | 18,408 | 2,183 | 11% | 20,591 |
| ADVENT HEALTH - DAYTONA BEACH | 32 | 18,890 | 1,584 | 8% | 20,506 |
| LAB DIAGNOSTICS LLC | 383 | 14,650 | 5,262 | 26% | 20,295 |

COVID-19: testing by laboratory

Data through Jan 24, 2021 verified as of Jan 25, 2021 at 09:25 AM

Data in this report are provisional and subject to change.

The numbers in the table below represent the number of Florida and non-Florida residents for whom test results were received by the Department of Health. A person can be tested by more than one laboratory and can have both positive and negative results. **Therefore, the sum of the numbers in each column will be larger than the total number of people tested.**

| Reporting lab | Inconclusive | Negative | Positive | Percent positive | Total |
|--|--------------|----------|----------|------------------|--------|
| MORTON PLANT HOSPITAL-ADLER INSTITUTE | 26 | 18,093 | 2,126 | 11% | 20,245 |
| EXACT SCIENCES LABORATORIES | | 17,795 | 2,251 | 11% | 20,046 |
| INFINITY BIOLOGIX LLC | 54 | 18,735 | 817 | 4% | 19,606 |
| PATIENTS FIRST LAKE ELLA MEDICAL CENTER PA | | 16,351 | 3,039 | 16% | 19,390 |
| MINUTECLINIC LLC | | 16,215 | 3,141 | 16% | 19,356 |
| DRS CLACK SPENCER WHITE & MCCORMACK PA D/B/A | | 17,325 | 1,843 | 10% | 19,168 |
| GENESIS MEDICAL LABORATORY | 219 | 15,451 | 3,059 | 16% | 18,729 |
| SAINT MARY'S MEDICAL CENTER | 22 | 16,662 | 1,964 | 11% | 18,648 |
| NIGHT LITE PEDIATRIC CENTER LLC | | 16,372 | 2,047 | 11% | 18,419 |
| AHALABS | | 16,713 | 1,247 | 7% | 17,960 |
| MALABAR MEDICAL WALK IN CLINIC | | 14,775 | 2,833 | 16% | 17,608 |
| HEALTH CENTER AT SINAI RESIDENCES | | 16,932 | 506 | 3% | 17,438 |
| BIOCERNA LABS | 461 | 14,582 | 2,112 | 12% | 17,155 |
| UNITED CLINICAL LABORATORY LLC | 2 | 14,439 | 2,020 | 12% | 16,461 |
| WELLINGTON REGIONAL MED CTR LAB | 6 | 14,468 | 1,792 | 11% | 16,266 |
| LEESBURG REGIONAL MEDICAL CENTER | | 13,973 | 1,909 | 12% | 15,882 |
| BAYFRONT HEALTH - ST PETERSBURG | 17 | 13,606 | 2,170 | 14% | 15,793 |
| OSCEOLA REGIONAL MEDICAL CENTER | 1 | 13,677 | 2,026 | 13% | 15,704 |
| CLEVELAND CLINIC HOSPITAL LAB | 4 | 13,616 | 1,918 | 12% | 15,538 |
| HOMESTEAD HOSPITAL CLINICAL LABORATORY | 26 | 12,448 | 2,670 | 18% | 15,144 |
| MEMORIAL HOSPITAL JACKSONVILLE | 8 | 12,534 | 2,485 | 17% | 15,027 |
| INDIAN RIVER MEDICAL CENTER LAB | | 13,669 | 851 | 6% | 14,520 |
| CLEVELAND CLINIC TRADITION HOSPITAL | | 13,217 | 1,009 | 7% | 14,226 |
| ORANGE PARK MEDICAL CENTER | 9 | 11,608 | 2,400 | 17% | 14,017 |
| NORTHWEST MEDICAL CENTER | 1 | 12,208 | 1,718 | 12% | 13,927 |
| PRIVA PATH LABS | 64 | 12,653 | 817 | 6% | 13,534 |
| VISTA CLINICAL DIAGNOSTICS | 433 | 11,687 | 1,396 | 10% | 13,516 |
| BETHESDA HOSPITAL EAST | | 12,280 | 1,208 | 9% | 13,488 |
| DELRAY MEDICAL CENTER LAB | 3 | 12,074 | 1,367 | 10% | 13,444 |
| WEST KENDALL BAPTIST HOSPITAL | 10 | 10,800 | 2,582 | 19% | 13,392 |
| OAK HILL HOSPITAL | | 11,881 | 1,499 | 11% | 13,380 |
| INDIAN RIVER PATHOLOGY LLC | | 12,192 | 1,117 | 8% | 13,309 |
| MEMORIAL REGIONAL HOSPITAL CLINICAL LABORATORY | 10 | 12,425 | 857 | 6% | 13,292 |
| LEE HEALTH - LEE MEMORIAL HOSPITAL | | 9,779 | 3,377 | 26% | 13,156 |
| ACCESS MEDICAL LABORATORIES | 4 | 6,608 | 6,442 | 49% | 13,054 |
| LAWNWOOD REGIONAL MEDICAL CENTER | 1 | 11,239 | 1,787 | 14% | 13,027 |
| CLARITY LAB SOLUTIONS | 74 | 11,259 | 1,433 | 11% | 12,766 |
| BAPTIST HEALTHCARE - BAPTIST HOSPITAL | 5 | 10,003 | 2,726 | 21% | 12,734 |
| BAPTIST HEALTH - SOUTH | | 11,656 | 1,028 | 8% | 12,684 |
| LARGO MEDICAL CENTER | | 11,029 | 1,412 | 11% | 12,441 |
| WINTER HAVEN HOSPITAL CLINICAL LABORATORY | 4 | 10,533 | 1,893 | 15% | 12,430 |
| UHEALTH CORAL GABLES/LENNAR MED CTR | 3 | 11,538 | 636 | 5% | 12,177 |
| LAKE CITY HM | | 11,147 | 988 | 8% | 12,135 |
| NONA SCIENTIFIC | 5 | 9,057 | 2,962 | 25% | 12,024 |

COVID-19: testing by laboratory

Data through Jan 24, 2021 verified as of Jan 25, 2021 at 09:25 AM

Data in this report are provisional and subject to change.

The numbers in the table below represent the number of Florida and non-Florida residents for whom test results were received by the Department of Health. A person can be tested by more than one laboratory and can have both positive and negative results. **Therefore, the sum of the numbers in each column will be larger than the total number of people tested.**

| Reporting lab | Inconclusive | Negative | Positive | Percent positive | Total |
|---|--------------|----------|----------|------------------|--------|
| FLORIDA HOSPITAL WATERMAN LABORATORY | 70 | 10,997 | 859 | 7% | 11,926 |
| ST ANTHONY'S HOSPITAL LAB | 30 | 10,515 | 1,365 | 11% | 11,910 |
| BINAXNOW | 9 | 9,038 | 2,686 | 23% | 11,733 |
| WEST FLORIDA HOSPITAL LAB | | 9,117 | 2,615 | 22% | 11,732 |
| CARDIOPATH | 84 | 10,120 | 1,519 | 13% | 11,723 |
| ST MARKS HOSPITAL LABORATORY B | 78 | 10,627 | 1,002 | 9% | 11,707 |
| GOOD SAMARITAN MEDICAL CENTER LAB | 2 | 10,071 | 1,515 | 13% | 11,588 |
| WESTSIDE REGIONAL MED CTR | 2 | 9,838 | 1,676 | 15% | 11,516 |
| PWN HEALTH | 17 | 9,431 | 2,055 | 18% | 11,503 |
| MEDICAL CENTER OF TRINITY CLINICAL LABORATORY | 2 | 10,119 | 1,249 | 11% | 11,370 |
| PALMS WEST HOSPITAL LAB | 2 | 9,694 | 1,647 | 15% | 11,343 |
| MERCY HOSPITAL A CAMPUS OF PLANTATION GEN HOSP LAB | 1 | 9,342 | 1,824 | 16% | 11,167 |
| GULF COAST MEDICAL CENTER MICROLAB | | 8,653 | 2,464 | 22% | 11,117 |
| REGIONAL MEDICAL CENTER BAYONET POINT | 2 | 10,040 | 876 | 8% | 10,918 |
| ST JOSEPHS HOSPITAL | 18 | 9,461 | 1,391 | 13% | 10,870 |
| THE HEALTHCARE DISTRICT OF PALM BEACH COUNTY | 40 | 9,474 | 1,340 | 12% | 10,854 |
| THE VILLAGES REGIONAL HOSPITAL | | 9,658 | 1,065 | 10% | 10,723 |
| CAPITAL REGIONAL MEDICAL CTR | | 8,487 | 2,166 | 20% | 10,653 |
| COAST DIAGNOSTICS LLC | 44 | 9,424 | 1,047 | 10% | 10,515 |
| LARKIN COMMUNITY HOSPITAL | 10 | 9,082 | 1,409 | 13% | 10,501 |
| GENOVA DIAGNOSTICS LABORATORY | 47 | 9,529 | 873 | 8% | 10,449 |
| LARKIN COMMUNITY HOSPITAL INC DBA CARDIOTROPIC | | 6,820 | 3,621 | 35% | 10,441 |
| ADVENTHEALTH CENTRA CARE LAKE BUENA VISTA | | 9,365 | 1,043 | 10% | 10,408 |
| CORAL GABLES HOSPITAL CLINICAL LABORATORY | | 8,694 | 1,703 | 16% | 10,397 |
| AVENTURA HOSPITAL LAB | | 8,415 | 1,978 | 19% | 10,393 |
| MEASE COUNTRYSIDE LAB | 14 | 9,209 | 1,079 | 10% | 10,302 |
| HALIFAX MEDICAL CENTER LAB | 35 | 8,746 | 1,519 | 15% | 10,300 |
| WEST BOCA MEDICAL CENTER LAB | | 9,473 | 765 | 7% | 10,238 |
| FLORIDA LABORATORY ANALYSIS | | 8,911 | 1,213 | 12% | 10,124 |
| BLAKE MEDICAL CENTER | | 8,797 | 1,306 | 13% | 10,103 |
| MANATEE MEMORIAL HOSPITAL | | 9,200 | 852 | 8% | 10,052 |
| LEE HEALTH - HEALTH PARK MEDICAL CENTER | | 8,281 | 1,693 | 17% | 9,974 |
| PATHNOSTICS | 40 | 7,654 | 2,202 | 22% | 9,896 |
| PALM BEACH GARDENS MEDICAL CTR LAB | | 8,910 | 961 | 10% | 9,871 |
| SRQ DRIVE THROUGH | | 8,944 | 905 | 9% | 9,849 |
| NEMOURS CHILDRENS HOSPITAL | 1 | 9,183 | 548 | 6% | 9,732 |
| BAPTIST HEALTH SOUTH FLORIDA - WEST KENDALL URGENT CARE | | 8,118 | 1,569 | 16% | 9,687 |
| PALM BEACH BALL PARK | | 8,605 | 1,002 | 10% | 9,607 |
| AVECINA | 17 | 8,858 | 689 | 7% | 9,564 |
| FLORIDA HOSPITAL HEARTLAND MED CTR CLINICAL LAB | 33 | 8,158 | 1,245 | 13% | 9,436 |
| LAKE CITY MEDICAL CENTER | | 7,316 | 2,021 | 22% | 9,337 |
| ADVENT HEALTH - WESLEY CHAPEL | 14 | 8,442 | 881 | 9% | 9,337 |
| BOSTON HEART DIAGNOSTICS CORP | | 8,022 | 1,187 | 13% | 9,209 |
| P4 CLINICAL, LLC | 190 | 8,028 | 896 | 10% | 9,114 |
| DOCTORS HOSPITAL | 7 | 7,428 | 1,481 | 17% | 8,916 |
| AVECINA MEDICAL | 4 | 6,171 | 2,698 | 30% | 8,873 |

COVID-19: testing by laboratory

Data through Jan 24, 2021 verified as of Jan 25, 2021 at 09:25 AM

Data in this report are provisional and subject to change.

The numbers in the table below represent the number of Florida and non-Florida residents for whom test results were received by the Department of Health. A person can be tested by more than one laboratory and can have both positive and negative results. **Therefore, the sum of the numbers in each column will be larger than the total number of people tested.**

| Reporting lab | Inconclusive | Negative | Positive | Percent positive | Total |
|---|--------------|----------|----------|------------------|-------|
| LABSTAT LLC | 3 | 8,371 | 409 | 5% | 8,783 |
| VIKOR SCIENTIFIC | 27 | 7,161 | 1,567 | 18% | 8,755 |
| PLANTATION GENERAL HOSPITAL | | 7,360 | 1,348 | 15% | 8,708 |
| FLORIDA MEDICAL CENTER - A CAMPUS OF NORTH SHORE | 2 | 7,522 | 1,019 | 12% | 8,543 |
| LEON MEDICAL CENTERS LLC | | 6,543 | 1,852 | 22% | 8,395 |
| NORTHSIDE HOSPITAL AND HEART INSTITUTE | | 7,513 | 858 | 10% | 8,371 |
| PRECISION HEALTH RESOURCES LLC | | 7,850 | 518 | 6% | 8,368 |
| CENTRAL FLORIDA REGIONAL HOSPITAL | | 7,474 | 866 | 10% | 8,340 |
| CORAL SPRINGS MED CTR | | 7,532 | 807 | 10% | 8,339 |
| AVECINA MEDICAL OAKLEAF | 3 | 6,977 | 1,330 | 16% | 8,310 |
| INFORM DIAGNOSTICS, INC | | 7,742 | 466 | 6% | 8,208 |
| FLORIDA HOSPITAL DELAND | 10 | 7,091 | 1,052 | 13% | 8,153 |
| AMERICAN FAMILY CARE | | 4,259 | 3,832 | 47% | 8,091 |
| FLORIDA HOSPITAL FLAGLER | 29 | 7,366 | 660 | 8% | 8,055 |
| ALL CHILDREN'S HOSPITAL | | 7,415 | 541 | 7% | 7,956 |
| NORTH SHORE MEDICAL CENTER | | 6,424 | 1,311 | 17% | 7,735 |
| EXPRESS GENE MOLECULAR DIAGNOSTICS LABORATORY | | 6,428 | 1,251 | 16% | 7,679 |
| BROWARD HEALTH NORTH CLINICAL LABORATORY | | 6,808 | 866 | 11% | 7,674 |
| OCALA REGIONAL MEDICAL CENTER | | 6,632 | 996 | 13% | 7,628 |
| FLORIDA HOSPITAL ZEPHYRHILLS | 10 | 6,828 | 784 | 10% | 7,622 |
| NCH NORTH NAPLES HOSPITAL LAB | 15 | 6,733 | 829 | 11% | 7,577 |
| FLORIDA HOSPITAL OF CARROLLWOOD | 23 | 6,420 | 1,044 | 14% | 7,487 |
| BAPTIST HEALTH SOUTH FLORIDA - COUNTRY WALK URGENT CARE | | 6,196 | 1,285 | 17% | 7,481 |
| SARKIS CLINICAL TRIALS | 20 | 6,466 | 964 | 13% | 7,450 |
| WEST PALM HOSPITAL LAB | | 6,817 | 606 | 8% | 7,423 |
| KD MEDICAL CHOICE LLC | 5 | 6,682 | 704 | 10% | 7,391 |
| SOUTH BAY HOSPITAL CLINICAL LAB | | 6,586 | 790 | 11% | 7,376 |
| LEE HEALTH - GULF COAST MEDICAL CENTER | 2 | 5,861 | 1,505 | 20% | 7,368 |
| MEDARBOR DIAGNOSTICS | 1 | 6,188 | 1,073 | 15% | 7,262 |
| CLEVELAND CLINIC MARTIN SOUTH HOSPITAL | 1 | 6,411 | 767 | 11% | 7,179 |
| NCF DIAGNOSTICS & DNA TECHNOLOGIES LAB | 117 | 6,597 | 397 | 6% | 7,111 |
| BAPTIST HEALTH - BEACHES | | 6,473 | 559 | 8% | 7,032 |
| MEMORIAL HOSPITAL WEST LABORATORY SERVICES | 14 | 6,274 | 652 | 9% | 6,940 |
| ISPM LABS, LLC DBA CAPSTONE DIAGNOSTICS, LLC | | 6,489 | 341 | 5% | 6,830 |
| CernerELR_Advent | | 5,861 | 952 | 14% | 6,813 |
| LUMINUS DIAGNOSTICS | | 6,234 | 548 | 8% | 6,782 |
| FULGENT DIAGNOSTICS | 104 | 6,105 | 471 | 7% | 6,680 |
| BAYCARE COMMUNITY HEALTH | | 6,485 | 171 | 3% | 6,656 |
| POINCIANA MEDICAL CENTER | | 5,146 | 1,507 | 23% | 6,653 |
| NATIONWIDE LABORATORY SERVICES INC | 220 | 5,489 | 935 | 14% | 6,644 |
| BAPTIST HEALTH SOUTH FLORIDA - MIAMI LAKES URGENT CARE | | 5,189 | 1,434 | 22% | 6,623 |
| VISTA CLINICAL | 8 | 3,832 | 2,706 | 41% | 6,546 |
| MORTON PLANT-MEASE | 5 | 5,919 | 598 | 9% | 6,522 |
| MEMORIAL HOSPITAL MICRO | | 6,041 | 464 | 7% | 6,505 |
| WEST MARION COMMUNITY HOSPITAL LAB | | 5,446 | 1,058 | 16% | 6,504 |
| ARCPPOINT LABS OF FORT MYERS | 4 | 5,641 | 813 | 13% | 6,458 |

COVID-19: testing by laboratory

Data through Jan 24, 2021 verified as of Jan 25, 2021 at 09:25 AM

Data in this report are provisional and subject to change.

The numbers in the table below represent the number of Florida and non-Florida residents for whom test results were received by the Department of Health. A person can be tested by more than one laboratory and can have both positive and negative results. **Therefore, the sum of the numbers in each column will be larger than the total number of people tested.**

| Reporting lab | Inconclusive | Negative | Positive | Percent positive | Total |
|--|--------------|----------|----------|------------------|-------|
| MEDEXPRESS URGENT CARE | 2 | 4,345 | 2,047 | 32% | 6,394 |
| ANNE BATES LEACH EYE HOSPITAL/ ABLEH MICROBIOLOGY LABORATORY | | 6,290 | 96 | 2% | 6,386 |
| CLEVELAND CLINIC MARTIN NORTH HOSPITAL | | 5,564 | 743 | 12% | 6,307 |
| LAKEWOOD RANCH MEDICAL CENTER | | 5,808 | 496 | 8% | 6,304 |
| FLORIDA HOSPITAL FISH MEMORIAL | 19 | 5,316 | 896 | 14% | 6,231 |
| ST LUCIE MEDICAL CENTER | | 4,967 | 1,227 | 20% | 6,194 |
| SANTA ROSA MEDICAL CENTER | | 4,998 | 1,159 | 19% | 6,157 |
| H LEE MOFFITT CANCER CENTER LABORATORY | 1 | 5,853 | 175 | 3% | 6,029 |
| BAPTIST HEALTH SOUTH FLORIDA - WESTCHESTER URGENT CARE | | 4,857 | 1,098 | 18% | 5,955 |
| AVERO DIAGNOSTICS - IRVING | 7 | 5,494 | 414 | 7% | 5,915 |
| ST JOSEPHS NORTH HOSPITAL LAB | 7 | 4,990 | 780 | 14% | 5,777 |
| UNKNOWN | 3 | 3,149 | 2,587 | 45% | 5,739 |
| BAPTIST HEALTH SOUTH FLORIDA - DORAL URGENT CARE | | 4,551 | 1,167 | 20% | 5,718 |
| BAYFRONT HEALTH - VENICE REGIONAL MEDICAL | 1 | 5,226 | 490 | 9% | 5,717 |
| HIALEAH HOSPITAL | 4 | 4,440 | 1,270 | 22% | 5,714 |
| SYNERGY LABORATORIES | 7 | 4,912 | 723 | 13% | 5,642 |
| CernerELR_Baycare | 31 | 5,209 | 402 | 7% | 5,642 |
| ADVENTHEALTH CENTRA CARE WINTER GARDEN | 1 | 5,008 | 588 | 11% | 5,597 |
| FLORIDA HOSPITAL OCALA | | 4,891 | 697 | 12% | 5,588 |
| OVIEDO MEDICAL CENTER | | 4,971 | 579 | 10% | 5,550 |
| BAPTIST HEALTH - NASSAU | | 5,225 | 297 | 5% | 5,522 |
| IMPERIAL POINT MEDICAL CENTER | | 5,044 | 460 | 8% | 5,504 |
| GENE BY GENE, GENOMICS RESEARCH CENTER LAB | 42 | 5,184 | 271 | 5% | 5,497 |
| ADVENTHEALTH CENTRA CARE WINTER PARK | | 5,032 | 463 | 8% | 5,495 |
| HOLIDAY CVS LLC | | 5,096 | 236 | 4% | 5,332 |
| TROPICANA FIELD - LOT 2 | 19 | 4,837 | 473 | 9% | 5,329 |
| ADVENTHEALTH CENTRA CARE UNIVERSITY | | 4,785 | 491 | 9% | 5,276 |
| ADVENTHEALTH CENTRA CARE ST CLOUD | | 4,581 | 678 | 13% | 5,259 |
| MARTIN HOSPITAL SOUTH LAB | | 4,966 | 282 | 5% | 5,248 |
| MEDRITE MEDICAL CARE, PC | 2,467 | 2,477 | 293 | 6% | 5,237 |
| SUNRISE MEDICAL LABORATORIES | 2 | 4,877 | 349 | 7% | 5,228 |
| ADVENTHEALTH CENTRA CARE DR PHILLIPS | | 4,777 | 438 | 8% | 5,215 |
| FORT WALTON BEACH MEDICAL CENTER | | 4,413 | 776 | 15% | 5,189 |
| SOLARIS DIAGNOSTICS | 8 | 4,651 | 522 | 10% | 5,181 |
| CernerELR_BaptistMiami | 18 | 4,565 | 581 | 11% | 5,164 |
| ST PETERSBURG GENERAL HOSPITAL | | 4,336 | 827 | 16% | 5,163 |
| ADVENTHEALTH CENTRA CARE HUNTERS CREEK | | 4,490 | 655 | 13% | 5,145 |
| MOLECULAR INFECTIOUS DISEASES | 1 | 5,066 | 53 | 1% | 5,120 |
| SYNERGY DIAGNOSTIC LABORATORY | 85 | 4,476 | 529 | 10% | 5,090 |
| TRINITY SPRINGS | | 4,357 | 729 | 14% | 5,086 |
| SOUTH FLORIDA BAPTIST HOSPITAL MICRO | 4 | 4,256 | 785 | 16% | 5,045 |
| ADVENTHEALTH CENTRA CARE WATERFORD LAKES | | 4,379 | 660 | 13% | 5,039 |
| BAPTIST HEALTH SOUTH FLORIDA - PEMBROKE PINES URGENT CARE | | 4,208 | 815 | 16% | 5,023 |
| FLORIDA HOSPITAL NORTH PINELLAS | 11 | 4,483 | 400 | 8% | 4,894 |
| BAYFRONT HEALTH - PORT CHARLOTTE | | 4,448 | 410 | 8% | 4,858 |
| ADVENTHEALTH CENTRA CARE LAKELAND | 1 | 4,213 | 640 | 13% | 4,854 |

COVID-19: testing by laboratory

Data through Jan 24, 2021 verified as of Jan 25, 2021 at 09:25 AM

Data in this report are provisional and subject to change.

The numbers in the table below represent the number of Florida and non-Florida residents for whom test results were received by the Department of Health. A person can be tested by more than one laboratory and can have both positive and negative results. **Therefore, the sum of the numbers in each column will be larger than the total number of people tested.**

| Reporting lab | Inconclusive | Negative | Positive | Percent positive | Total |
|--|--------------|----------|----------|------------------|-------|
| ATLANTIS URGENT CARE | 1 | 3,408 | 1,399 | 29% | 4,808 |
| ADVENTHEALTH CENTRA CARE CLERMONT | | 4,262 | 511 | 11% | 4,773 |
| HEALTHQUEST ESOTERICS | | 3,609 | 1,158 | 24% | 4,767 |
| BAPTIST HEALTH SOUTH FLORIDA - CORAL SPRINGS URGENT CARE | | 4,051 | 660 | 14% | 4,711 |
| COMMUNITY HEALTH CENTERS OF PINELLAS INC | | 3,715 | 976 | 21% | 4,691 |
| ADVENTHEALTH CENTRA CARE LEE ROAD | | 4,259 | 430 | 9% | 4,689 |
| DOCTORS URGENT CARE LLC | 1 | 3,757 | 853 | 18% | 4,611 |
| MEDEXPRESS URGENT CARE OF BOYNTON BEACH LLC | | 4,353 | 252 | 5% | 4,605 |
| NIGHT LITE PEDIATRICS | 4 | 3,337 | 1,240 | 27% | 4,581 |
| ACUTIS DIAGNOSTICS | 16 | 3,699 | 852 | 19% | 4,567 |
| MEDICAL DNA LABS LLC | 2 | 4,178 | 386 | 8% | 4,566 |
| CLINICAL REFERENCE LABORATORY | 2 | 4,335 | 214 | 5% | 4,551 |
| EGLIN AIR FORCE BASE | 12 | 3,287 | 1,214 | 27% | 4,513 |
| PUTNAM COMMUNITY MEDICAL CENTER | | 3,896 | 611 | 14% | 4,507 |
| MEDEXPRESS URGENT CARE HUDSON | | 3,883 | 572 | 13% | 4,455 |
| MOFFITT CANCER CENTER | 6 | 4,355 | 93 | 2% | 4,454 |
| SUNCOAST PATHOLOGY ASSOCIATES | | 4,064 | 369 | 8% | 4,433 |
| ADVENTHEALTH CENTRA CARE SANFORD | | 3,986 | 434 | 10% | 4,420 |
| UNIVERSITY HOSPITAL AND MEDICAL CENTER | | 3,366 | 1,028 | 23% | 4,394 |
| ADVENTHEALTH CENTRA CARE KISSIMMEE | | 3,958 | 421 | 10% | 4,379 |
| ADVENTHEALTH CENTRA CARE LAKE MARY | | 3,937 | 401 | 9% | 4,338 |
| ANGEL KIDS PEDIATRICS | | 4,068 | 260 | 6% | 4,328 |
| ADVENTHEALTH CENTRA CARE APOPKA | | 3,767 | 545 | 13% | 4,312 |
| EMPIRE CITY LABORATORIES INC | 43 | 3,659 | 587 | 14% | 4,289 |
| BAPTIST HEALTH - NORTH | | 3,318 | 962 | 22% | 4,280 |
| ADVENTIST HEALTH SYSTEMS, SUNBELT INC | | 3,724 | 501 | 12% | 4,225 |
| NORTHWEST FLORIDA COMMUNITY HOSPITAL | 27 | 2,935 | 1,212 | 29% | 4,174 |
| QDX PATHOLOGY SERVICES | 2 | 3,812 | 338 | 8% | 4,152 |
| MICROGEN DX | 3 | 3,485 | 622 | 15% | 4,110 |
| PALMS OF PASADENA HOSPITAL | | 3,602 | 462 | 11% | 4,064 |
| DOCTORS URGENT CARE OF LUTZ LLC | 1 | 3,219 | 836 | 21% | 4,056 |
| NIGHT LITE PEDIATRICS URGENT CARE | 1 | 3,413 | 636 | 16% | 4,050 |
| BAPTIST HEALTH SOUTH FLORIDA - TAMiami TRAIL URGENT CARE | | 3,244 | 803 | 20% | 4,047 |
| MEASE DUNEDIN HOSPITAL | 5 | 3,639 | 378 | 9% | 4,022 |
| COASTAL MED URGENT CARE | | 2,612 | 1,399 | 35% | 4,011 |
| PARAMOUNT URGENT CARE | | 1,921 | 2,081 | 52% | 4,002 |
| URGENT CARE CURE | 2 | 3,440 | 550 | 14% | 3,992 |
| INDIAN RIVER MEDICAL CENTER | | 3,356 | 631 | 16% | 3,987 |
| PHYSICIANS REGIONAL MEDICAL CENTER - PINE RIDGE RD | 1 | 3,263 | 706 | 18% | 3,970 |
| WESTCHESTER HOSPITAL | 23 | 3,176 | 767 | 19% | 3,966 |
| BAPTIST HEALTH SOUTH FLORIDA - CORAL GABLES (UNIVERSITY) URGENT CARE | | 3,442 | 509 | 13% | 3,951 |
| ADVENTHEALTH CENTRA CARE MOUNT DORA | | 3,478 | 436 | 11% | 3,914 |
| BAPTIST HEALTH SOUTH FLORIDA - PINECREST URGENT CARE | | 3,357 | 533 | 14% | 3,890 |
| THE CENTER FOR URGENT CARE | 3 | 3,211 | 674 | 17% | 3,888 |
| RAULERSON HOSPITAL | | 3,198 | 685 | 18% | 3,883 |
| DOCTORS HOSPITAL OF SARASOTA CLINICAL LABORATORY | | 3,379 | 496 | 13% | 3,875 |

COVID-19: testing by laboratory

Data through Jan 24, 2021 verified as of Jan 25, 2021 at 09:25 AM

Data in this report are provisional and subject to change.

The numbers in the table below represent the number of Florida and non-Florida residents for whom test results were received by the Department of Health. A person can be tested by more than one laboratory and can have both positive and negative results. **Therefore, the sum of the numbers in each column will be larger than the total number of people tested.**

| Reporting lab | Inconclusive | Negative | Positive | Percent positive | Total |
|--|--------------|----------|----------|------------------|-------|
| ADVENTHEALTH CENTRA CARE ALTAMONTE | | 3,460 | 388 | 10% | 3,848 |
| MEDEXPRESS URGENT CARE - ESTERO | | 3,469 | 376 | 10% | 3,845 |
| AHCC WESLEY CHAPEL | | 3,446 | 390 | 10% | 3,836 |
| BAPTIST HEALTH SOUTH FLORIDA - KENDALE LAKES URGENT CARE | | 3,059 | 775 | 20% | 3,834 |
| BAPTIST HEALTH SOUTH FLORIDA - CORAL GABLES URGENT CARE | | 3,146 | 625 | 17% | 3,771 |
| NCH DOWNTOWN NAPLES HOSPITAL | 10 | 3,279 | 460 | 12% | 3,749 |
| TALLAHASSEE PRIMARY CARE ASSOCIATES | | 3,212 | 489 | 13% | 3,701 |
| ADVENTHEALTH CENTRA CARE AZALEA PARK | | 3,206 | 481 | 13% | 3,687 |
| HEALTH FIRST ADVENTHEALTH CENTRA CARE GATEWAY | 1 | 3,332 | 354 | 10% | 3,687 |
| BAPTIST HEALTH SOUTH FLORIDA - PALMETTO BAY URGENT CARE | | 3,034 | 585 | 16% | 3,619 |
| CLARITY LAB SOLUTIONS LLC | | 3,608 | 4 | 0% | 3,612 |
| ADVENTHEALTH CENTRA CARE OVIEDO | | 3,182 | 429 | 12% | 3,611 |
| BETHESDA HOSPITAL WEST | | 3,210 | 344 | 10% | 3,554 |
| HEALTH FIRST ADVENTHEALTH CENTRA CARE TITUSVILLE | | 3,172 | 370 | 10% | 3,542 |
| NCH NORTH NAPLES HOSPITAL | 4 | 3,021 | 511 | 14% | 3,536 |
| MINUTECLINIC LLC #3703 | | 2,947 | 575 | 16% | 3,522 |
| MINUTECLINIC | | 3,012 | 497 | 14% | 3,509 |
| MEMORIAL HOSPITAL- MIRAMAR | 12 | 3,214 | 271 | 8% | 3,497 |
| ADVENTHEALTH CENTRA CARE ORANGE LAKE | | 3,114 | 379 | 11% | 3,493 |
| MEDEXPRESS URGENT CARE - ROYAL PALM BEACH | | 3,175 | 310 | 9% | 3,485 |
| PRO CLINIC | | 2,724 | 750 | 22% | 3,474 |
| ADVENT HEALTH - HEART OF FLORIDA ER | 1 | 2,961 | 509 | 15% | 3,471 |
| TWIN CITIES HOSPITAL | 1 | 3,014 | 435 | 13% | 3,450 |
| MEDEXPRESS URGENT CARE PALM BEACH GARDENS | | 3,201 | 244 | 7% | 3,445 |
| MEDEXPRESS URGENT CARE - GOLDEN GATE | | 3,083 | 344 | 10% | 3,427 |
| US BIOTEK LABORATORIES | 13 | 3,064 | 345 | 10% | 3,422 |
| SIPARADIGM LLC | 19 | 3,206 | 194 | 6% | 3,419 |
| ADVENTHEALTH CENTRA CARE LONGWOOD | | 3,116 | 302 | 9% | 3,418 |
| BAYFRONT HEALTH - SEVEN RIVERS | | 3,094 | 312 | 9% | 3,406 |
| ADVENTHEALTH CENTRA CARE PORT ORANGE | | 3,104 | 276 | 8% | 3,380 |
| PEDIATRIC HEALTH CARE ALLIANCE PA | | 3,069 | 308 | 9% | 3,377 |
| BAYA PHARMACY & URGENT CARE | | 2,398 | 943 | 28% | 3,341 |
| ESCAMBIA COMMUNITY CLINICS INC | 7 | 2,412 | 912 | 27% | 3,331 |
| ASCENSION SACRED HEART - EMERALD COAST | | 2,717 | 597 | 18% | 3,314 |
| MIDWAY SPECIALTY CARE CENTER DIAGNOSTICS | 38 | 3,051 | 225 | 7% | 3,314 |
| ADVENTHEALTH CENTRA CARE SAND LAKE | | 3,045 | 268 | 8% | 3,313 |
| GENESIS DIAGNOSTICS | | 3,061 | 223 | 7% | 3,284 |
| BAPTIST HEALTH SOUTH FLORIDA - DAVIE URGENT CARE | | 2,692 | 545 | 17% | 3,237 |
| FLORIDA FAMILY LABORATORY, INC DBA | 13 | 2,926 | 287 | 9% | 3,226 |
| BAYFRONT HEALTH - BROOKSVILLE | | 2,805 | 390 | 12% | 3,195 |
| MEDEXPRESS URGENT CARE - LAKELAND | | 2,789 | 369 | 12% | 3,158 |
| DOCTORS TEST CENTERS | | 2,757 | 394 | 13% | 3,151 |
| ADVENTHEALTH CENTRA CARE LEESBURG | | 2,760 | 385 | 12% | 3,145 |
| BAPTIST HEALTH SOUTH FLORIDA - WESTON URGENT CARE | | 2,721 | 349 | 11% | 3,070 |
| ADVENTHEALTH CENTRA CARE SOUTH ORANGE | | 2,709 | 337 | 11% | 3,046 |
| ENGLEWOOD COMMUNITY HOSPITAL | | 2,707 | 303 | 10% | 3,010 |

COVID-19: testing by laboratory

Data through Jan 24, 2021 verified as of Jan 25, 2021 at 09:25 AM

Data in this report are provisional and subject to change.

The numbers in the table below represent the number of Florida and non-Florida residents for whom test results were received by the Department of Health. A person can be tested by more than one laboratory and can have both positive and negative results. **Therefore, the sum of the numbers in each column will be larger than the total number of people tested.**

| Reporting lab | Inconclusive | Negative | Positive | Percent positive | Total |
|---|--------------|----------|----------|------------------|-------|
| LAKESIDE MEDICAL CENTER | | 2,331 | 645 | 22% | 2,976 |
| MEDCOMP SCIENCES LLC | 30 | 1,418 | 1,523 | 51% | 2,971 |
| AMELIA URGENT CARE | | 1,540 | 1,418 | 48% | 2,958 |
| BARTOW REGIONAL MEDICAL CENTER | 1 | 2,482 | 453 | 15% | 2,936 |
| PARAMOUNT URGENT CARE - WINDERMERE | | 1,888 | 1,015 | 35% | 2,903 |
| DESOTO MEMORIAL HOSPITAL | 3 | 2,384 | 515 | 18% | 2,902 |
| PRECISION HEALTH SOLUTIONS | | 2,786 | 103 | 4% | 2,889 |
| ADVENTHEALTH PROMPT CARE | 1 | 2,030 | 854 | 30% | 2,885 |
| STONE CLINICAL LABORATORIES | | 2,789 | 96 | 3% | 2,885 |
| WALGREENS ORLANDO | 3 | 2,523 | 339 | 12% | 2,865 |
| VETERANS AFFAIRS MEDICAL CENTER - ORLANDO | | 1,343 | 1,517 | 53% | 2,860 |
| WALGREEN CO | 2 | 2,520 | 317 | 11% | 2,839 |
| EMERALD COAST URGENT CARE | | 2,135 | 702 | 25% | 2,837 |
| BAPTIST HEALTH URGENT CARE AT SAWGRASS | | 2,374 | 455 | 16% | 2,829 |
| BAPTIST HEALTH SOUTH FLORIDA - BRICKELL URGENT CARE | | 2,340 | 487 | 17% | 2,827 |
| BAYFRONT HEALTH - PUNTA GORDA | | 2,562 | 197 | 7% | 2,759 |
| HIGHLANDS REGIONAL MEDICAL CENTER | | 2,113 | 644 | 23% | 2,757 |
| LEE HEALTH CONVENIENT CARE - PAGE FIELD | | 2,294 | 441 | 16% | 2,735 |
| SELECT LABORATORIES - MARION COUNTY, FL LLC | 3 | 2,476 | 222 | 8% | 2,701 |
| ACCU REFERENCE MEDICAL LAB | 2 | 2,070 | 627 | 23% | 2,699 |
| CENTRA CARE - WATERFORD LAKES | | 2,097 | 580 | 22% | 2,677 |
| ADVENTHEALTH CENTRA CARE COLONIAL TOWN | 1 | 2,418 | 251 | 9% | 2,670 |
| MEDEXPRESS URGENT CARE CAPE CORAL | | 2,261 | 400 | 15% | 2,661 |
| CITRUS MEMORIAL HOSPITAL LABORATORY | | 2,237 | 392 | 15% | 2,629 |
| MEMORIAL HOSPITAL PEMBROKE | 3 | 2,307 | 307 | 12% | 2,617 |
| BAYFRONT HEALTH - SPRING HILL | | 2,368 | 244 | 9% | 2,612 |
| HEALTH FIRST ADVENTHEALTH CENTRA CARE COCOA | | 2,361 | 243 | 9% | 2,604 |
| HOLIDAY CVS LLC DBA CVS PHARMACY #5154 | | 2,520 | 71 | 3% | 2,591 |
| BMCT Molecular Diagnostics Subsection | | 2,124 | 463 | 18% | 2,587 |
| ADVENT HEALTH - OCALA | | 2,124 | 437 | 17% | 2,561 |
| VENTURE MEDICAL OF FLORIDA LLC | | 2,315 | 195 | 8% | 2,510 |
| PALMS MEDICAL GROUP | 5 | 1,693 | 807 | 32% | 2,505 |
| MEDEXPRESS URGENT CARE - DELAND | | 2,247 | 246 | 10% | 2,493 |
| SPORTS DRUG TESTING LABORATORY | 45 | 2,343 | 88 | 4% | 2,476 |
| EMERALD COAST URGENT CARE LLC | | 1,804 | 653 | 27% | 2,457 |
| MINUTECLINIC LLC # 0709 | | 2,048 | 363 | 15% | 2,411 |
| EMERALD COAST URGENT CARE, LLC | 1 | 1,793 | 598 | 25% | 2,392 |
| HEALTH FIRST ADVENTHEALTH CENTRA CARE MALABAR | | 2,142 | 240 | 10% | 2,382 |
| ADVENTIST HEALTH SYSTEMS SUNBELT IN DBA | | 2,147 | 222 | 9% | 2,369 |
| PHARMCO RX | 2 | 2,150 | 192 | 8% | 2,344 |
| MARINERS HOSPITAL | | 2,108 | 226 | 10% | 2,334 |
| BAPTIST HEALTHCARE - GULF BREEZE HOSPITAL | 3 | 1,927 | 404 | 17% | 2,334 |
| BAPTIST HEALTH EMERGENCY CENTER COUNTRY WALK | 1 | 1,946 | 374 | 16% | 2,321 |
| ADVENT HEALTH - NEW SMYRNA | | 1,816 | 498 | 22% | 2,314 |
| LEE HEALTH - COCONUT POINT CLINICAL LAB | 2 | 1,872 | 433 | 19% | 2,307 |
| ADVENTHEALTH EXPRESS CARE | | 1,802 | 502 | 22% | 2,304 |

COVID-19: testing by laboratory

Data through Jan 24, 2021 verified as of Jan 25, 2021 at 09:25 AM

Data in this report are provisional and subject to change.

The numbers in the table below represent the number of Florida and non-Florida residents for whom test results were received by the Department of Health. A person can be tested by more than one laboratory and can have both positive and negative results. **Therefore, the sum of the numbers in each column will be larger than the total number of people tested.**

| Reporting lab | Inconclusive | Negative | Positive | Percent positive | Total |
|---|--------------|----------|----------|------------------|-------|
| BAPTIST HEALTH - CLAY | | 1,952 | 345 | 15% | 2,297 |
| COMMUNITY HEALTH NORTHWEST FLORIDA | 4 | 1,739 | 546 | 24% | 2,289 |
| NXGEN MDX LLC | 4 | 2,020 | 252 | 11% | 2,276 |
| MEDEXPRESS URGENT CARE LEHIGH ACRES | | 1,981 | 294 | 13% | 2,275 |
| PHYSICIANS STAT LAB | 3 | 1,066 | 1,186 | 53% | 2,255 |
| SCION LAB SERVICES LLC | 22 | 2,059 | 166 | 7% | 2,247 |
| PRIMEHEALTH URGENT CARE | 1 | 1,865 | 360 | 16% | 2,226 |
| ADVENTHEALTH CENTRA CARE KIDS LAKE MARY | | 2,077 | 144 | 6% | 2,221 |
| PREMIER URGENT CARE OF BREVARD LLC | 1 | 1,879 | 331 | 15% | 2,211 |
| BAPTIST HEALTH - OAKLEAF | | 1,788 | 402 | 18% | 2,190 |
| CENTRA CARE SAINT CLOUD | 1 | 1,885 | 303 | 14% | 2,189 |
| BAPTIST HEALTH SOUTH FLORIDA - MIAMI BEACH URGENT CARE | | 1,869 | 317 | 15% | 2,186 |
| PROHEALTH | | 748 | 1,429 | 66% | 2,177 |
| PRIMEHEALTH URGENT CARE INC | | 1,860 | 312 | 14% | 2,172 |
| ADVENT HEALTH CENTRA CARE -WINTER PARK KIDS URGENT CARE | 4 | 1,941 | 209 | 10% | 2,154 |
| PHYSICIANS REGIONAL MEDICAL CENTER - COLLIER BLVD | 1 | 1,526 | 616 | 29% | 2,143 |
| LABORATORY OF FLORIDA LLC | 40 | 1,944 | 151 | 7% | 2,135 |
| LOWER KEYS MEDICAL CENTER | | 1,890 | 244 | 11% | 2,134 |
| MINUTECLINIC LLC #3631 | | 1,781 | 336 | 16% | 2,117 |
| MEDEXPRESS FORT MYERS | | 1,819 | 267 | 13% | 2,086 |
| ADVENTHEALTH CENTRA CARE | | 1,868 | 216 | 10% | 2,084 |
| BRASHEAR'S VITAL CARE CORP | | 1,583 | 488 | 24% | 2,071 |
| MINUTECLINIC LLC 5852 | | 1,740 | 330 | 16% | 2,070 |
| GESSLER CLINIC | | 1,324 | 734 | 36% | 2,058 |
| FLORIDA COMMUNITY HEALTH CENTER | | 1,620 | 426 | 21% | 2,046 |
| PHYSICIAN ASSOCIATES | | 1,776 | 211 | 11% | 1,987 |
| PARAMOUNT URGENT CARE - ORLANDO | | 1,283 | 694 | 35% | 1,977 |
| MC DIAGNOSTIC OF CONNECTICUT, PC #2220 | | 1,662 | 308 | 16% | 1,970 |
| MEDEXPRESS URGENT CARE CORAL SPRINGS | | 1,770 | 189 | 10% | 1,959 |
| DOC SMILEY'S URGENT CARE | | 1,706 | 247 | 13% | 1,953 |
| ASSOCIATED PATHOLOGISTS, LLC | 3 | 1,587 | 345 | 18% | 1,935 |
| MEDONE PLLC | | 1,455 | 465 | 24% | 1,920 |
| MINUTECLINIC LLC | | 1,608 | 287 | 15% | 1,895 |
| ACCESS POINT HEALTHCARE URGENT & PRIMARY CARE | 2 | 1,370 | 498 | 27% | 1,870 |
| DONALD W ROBERTSON DO PA | | 1,425 | 439 | 24% | 1,864 |
| MEDEXPRESS URGENT CARE - VERO BEACH | | 1,613 | 239 | 13% | 1,852 |
| TAMPA COMMUNITY HOSPITAL | | 1,544 | 298 | 16% | 1,842 |
| MEDEXPRESS URGENT CARE - CLEWISTON | | 1,533 | 298 | 16% | 1,831 |
| DR G'S URGENT CARE | | 1,580 | 238 | 13% | 1,818 |
| FLORIDA MEDICAL CLINIC | 3 | 910 | 895 | 50% | 1,808 |
| GENUS3 | | 1,737 | 69 | 4% | 1,806 |
| URGENT CARE OF THE PALM BEACHES | | 1,317 | 488 | 27% | 1,805 |
| FLOWERS HOSPITAL | | 1,599 | 175 | 10% | 1,774 |
| MINUTECLINIC LLC #5249 | | 1,381 | 389 | 22% | 1,770 |
| MEDEXPRESS PORT CHARLOTTE | | 1,612 | 156 | 9% | 1,768 |
| MINUTECLINIC LLC #4415 | | 1,424 | 316 | 18% | 1,740 |

COVID-19: testing by laboratory

Data through Jan 24, 2021 verified as of Jan 25, 2021 at 09:25 AM

Data in this report are provisional and subject to change.

The numbers in the table below represent the number of Florida and non-Florida residents for whom test results were received by the Department of Health. A person can be tested by more than one laboratory and can have both positive and negative results. **Therefore, the sum of the numbers in each column will be larger than the total number of people tested.**

| Reporting lab | Inconclusive | Negative | Positive | Percent positive | Total |
|---|--------------|----------|----------|------------------|-------|
| UNIVERSITY OF NORTH FLORIDA STUDENT HEALTH | | 1,683 | 50 | 3% | 1,733 |
| MEDFAST URGENT CARE CENTERS LLC | | 405 | 1,323 | 77% | 1,728 |
| ADVENTHEALTH CENTRA CARE CONWAY | | 1,449 | 252 | 15% | 1,701 |
| JW PLASTIC SURGERY | | 1,449 | 244 | 14% | 1,693 |
| CARENOW URGENT CARE | | 961 | 711 | 43% | 1,672 |
| MINUTECLINIC LLC #5253 | | 1,362 | 306 | 18% | 1,668 |
| MINUTECLINIC LLC #3463 | | 1,384 | 269 | 16% | 1,653 |
| MINUTECLINIC LLC #8396 | | 1,389 | 250 | 15% | 1,639 |
| PARAMOUNT URGENT CARE - OVIEDO | | 983 | 651 | 40% | 1,634 |
| DYNIX DIAGNOSTIX | | 1,349 | 284 | 17% | 1,633 |
| BAY MEDICAL CENTER SACRED HEART HEALTH SYSTEM | | 1,177 | 437 | 27% | 1,614 |
| VERILY LIFE SCIENCES | | 1,596 | 15 | 1% | 1,611 |
| SPARROW HEALTHCARE | 2 | 1,372 | 236 | 15% | 1,610 |
| MEDEXPRESS URGENT CARE BOCA RATON | | 1,464 | 132 | 8% | 1,596 |
| PARAMOUNT URGENT CARE INC | | 378 | 1,215 | 76% | 1,593 |
| MINUTECLINIC LLC #1067 | | 1,351 | 224 | 14% | 1,575 |
| OPTEO LABORATORY | | 1,538 | 33 | 2% | 1,571 |
| MELBOURNE MEDICAL LABORATORY | 2 | 1,365 | 201 | 13% | 1,568 |
| NORTH SHORE LONG ISLAND JEWISH HEALTH | | 1,469 | 72 | 5% | 1,541 |
| IGENOMIX USA LLC | 41 | 1,353 | 138 | 9% | 1,532 |
| ASCENSION SACRED HEART - GULF | | 1,133 | 398 | 26% | 1,531 |
| MARTIN HEALTH SYSTEM - ST LUCIE WEST | | 1,379 | 152 | 10% | 1,531 |
| BARDMOOR LABORATORY | 9 | 1,292 | 222 | 15% | 1,523 |
| ADVENT HEALTH - DADE CITY | | 1,325 | 196 | 13% | 1,521 |
| JACKSON HOSPITAL CLINICAL LABORATORY | | 1,283 | 238 | 16% | 1,521 |
| MINUTECLINIC LLC #5190 | | 1,226 | 283 | 19% | 1,509 |
| MINUTECLINIC LLC #5854 | | 1,262 | 238 | 16% | 1,500 |
| CAREFAST+ | | 868 | 629 | 42% | 1,497 |
| SHELL POINT NURSING PAVILION | 1 | 1,439 | 56 | 4% | 1,496 |
| NCH NORTHEAST | 7 | 1,126 | 358 | 24% | 1,491 |
| MINUTE CLINIC LLC | | 1,265 | 223 | 15% | 1,488 |
| AMELIA EXPRESS CARE LLC | 10 | 1,256 | 207 | 14% | 1,473 |
| LABTECH DIAGNOSTIC | | 1,205 | 263 | 18% | 1,468 |
| HOLMES REG MED CENTER CLINICAL LAB | | 1,204 | 260 | 18% | 1,464 |
| ADVANCE MEDICAL OF NAPLES | | 326 | 1,119 | 77% | 1,445 |
| UHEALTH DEERFIELD BEACH/UMSYLVESTER DEERFIELD BEACH LABORATORY | 3 | 1,378 | 55 | 4% | 1,436 |
| PARRISH MEDICAL CENTER | 1 | 1,256 | 177 | 12% | 1,434 |
| BIOCERNA LLC | 9 | 1,248 | 164 | 12% | 1,421 |
| PATIENTS CHOICE LABORATORIES | | 829 | 588 | 41% | 1,417 |
| ASSURANCE SCIENTIFIC LABORATORIES | 1 | 1,133 | 275 | 20% | 1,409 |
| MINUTECLINIC LLC #7886 | | 1,188 | 195 | 14% | 1,383 |
| DOC SMILEYS URGENT CARE LLC | | 1,115 | 263 | 19% | 1,378 |
| NEIGHBORHOOD MEDICAL CENTER INC | 16 | 1,207 | 151 | 11% | 1,374 |
| CHARLES AIESI CONSULTING INC | 8 | 1,188 | 175 | 13% | 1,371 |
| BAPTIST HEALTH SOUTH FLORIDA - COUNTRY WALK URGENT CARE EXPRESS | | 1,178 | 189 | 14% | 1,367 |
| ASCENSION ST VINCENT'S - SOUTHSIDE | | 1,309 | 49 | 4% | 1,358 |

COVID-19: testing by laboratory

Data through Jan 24, 2021 verified as of Jan 25, 2021 at 09:25 AM

Data in this report are provisional and subject to change.

The numbers in the table below represent the number of Florida and non-Florida residents for whom test results were received by the Department of Health. A person can be tested by more than one laboratory and can have both positive and negative results. **Therefore, the sum of the numbers in each column will be larger than the total number of people tested.**

| Reporting lab | Inconclusive | Negative | Positive | Percent positive | Total |
|--|--------------|----------|----------|------------------|-------|
| QUICK CARE MED PL | 2 | 1,120 | 225 | 17% | 1,347 |
| BOND URGENT CARE LLC | | 973 | 364 | 27% | 1,337 |
| PATIENTS FIRST - THOMASVILLE ROAD | | 1,173 | 162 | 12% | 1,335 |
| GENESIS LABORATORY MANAGEMENT | 11 | 1,111 | 211 | 16% | 1,333 |
| INTELEX LABS, LLC | | 1,285 | 45 | 3% | 1,330 |
| ARCPPOINT LABS | | 778 | 529 | 40% | 1,307 |
| EMERGENCY PHYSICIANS MEDICAL CENTER | | 331 | 935 | 74% | 1,266 |
| BAPTIST HEALTH SOUTH FLORIDA - KEY BISCANE URGENT CARE EXPRESS | | 1,104 | 149 | 12% | 1,253 |
| MINI ER WATERFORD LAKES, THE | | 1,054 | 195 | 16% | 1,249 |
| MINUTECLINIC LLC #5069 | | 1,010 | 237 | 19% | 1,247 |
| MINUTECLINIC LLC #3662 | | 1,052 | 194 | 16% | 1,246 |
| TEMPUS CLINICAL LABORATORY | 10 | 1,095 | 139 | 11% | 1,244 |
| UNIVERSITY OF ALABAMA AT BIRMINGHAM | | 1,204 | 32 | 3% | 1,236 |
| PENSACOLA PEDIATRICS PA | 1 | 1,075 | 151 | 12% | 1,227 |
| CLINICORE | | 1,124 | 91 | 7% | 1,215 |
| MINUTECLINIC LLC #5214 | | 1,067 | 147 | 12% | 1,214 |
| NCHMD INC | | 980 | 232 | 19% | 1,212 |
| MINUTECLINIC LLC #3705 | | 1,042 | 169 | 14% | 1,211 |
| LAKE WALES MEDICAL CENTER INC | | 1,056 | 155 | 13% | 1,211 |
| NYU HOSPITALS CENTER CLINICAL LABORATORIES | | 1,172 | 36 | 3% | 1,208 |
| ACCESS MEDICAL LABS | | 746 | 448 | 38% | 1,194 |
| AMELIA EXPRESS CARE | | 676 | 516 | 43% | 1,192 |
| BAYFRONT HEALTH - CITRUS HILLS | | 1,004 | 186 | 16% | 1,190 |
| MINUTECLINIC LLC # 0514 | | 1,020 | 169 | 14% | 1,189 |
| PREMIER MEDICAL | | 1,097 | 90 | 8% | 1,187 |
| MARION E FETHER MEDICAL CENTER, THE | | 1,078 | 108 | 9% | 1,186 |
| LABORATORY SPECIALISTS OF MICHIGAN | | 954 | 218 | 19% | 1,172 |
| VAVA PARTNERS LLC | | 437 | 735 | 63% | 1,172 |
| MEDEXPRESS URGENT CARE - JAX ATLANTIC BLVD | | 991 | 166 | 14% | 1,157 |
| PHYSICIANS PRIMARY CARE | 2 | 968 | 174 | 15% | 1,144 |
| MINUTECLINIC LLC #1771 | | 951 | 192 | 17% | 1,143 |
| MINUTECLINIC LLC #7887 | | 1,010 | 132 | 12% | 1,142 |
| WHITE WILSON MEDICAL CENTER | | 161 | 980 | 86% | 1,141 |
| MINUTECLINIC LLC #1055 | | 863 | 268 | 24% | 1,131 |
| BAPTIST HEALTHCARE - JAY HOSPITAL | | 807 | 311 | 28% | 1,118 |
| CAPSTONE HEALTHCARE | | 784 | 329 | 30% | 1,113 |
| TOM LEE COMMUNITY HEALTH CENTER | | 766 | 340 | 31% | 1,106 |
| Community_Health | | 935 | 169 | 15% | 1,104 |
| VERITAS GENETICS | 61 | 932 | 103 | 9% | 1,096 |
| UHEALTH CLINIC AT WALGREENS | | 892 | 203 | 19% | 1,095 |
| HOLIDAY CVS LLC DBA CVSPHARMACY #5155 | | 1,052 | 41 | 4% | 1,093 |
| MINUTECLINIC LLC # 3686 | | 916 | 174 | 16% | 1,090 |
| BAPTIST HEALTH EMERGENCY CENTER AT WEST CORAL WAY | | 829 | 261 | 24% | 1,090 |
| COASTAL LABORATORIES | 1 | 811 | 272 | 25% | 1,084 |
| MINUTECLINIC, LLC #4015 | | 798 | 278 | 26% | 1,076 |
| MINUTECLINIC LLC #4458 | | 827 | 241 | 23% | 1,068 |

COVID-19: testing by laboratory

Data through Jan 24, 2021 verified as of Jan 25, 2021 at 09:25 AM

Data in this report are provisional and subject to change.

The numbers in the table below represent the number of Florida and non-Florida residents for whom test results were received by the Department of Health. A person can be tested by more than one laboratory and can have both positive and negative results. **Therefore, the sum of the numbers in each column will be larger than the total number of people tested.**

| Reporting lab | Inconclusive | Negative | Positive | Percent positive | Total |
|---|--------------|----------|----------|------------------|-------|
| MINUTECLINIC LLC # 3930 | | 891 | 175 | 16% | 1,066 |
| SMA LAB | 7 | 949 | 108 | 10% | 1,064 |
| MINUTECLINIC LLC #7173 | | 924 | 139 | 13% | 1,063 |
| RAINBOW RIVER MEDICAL LABORATORY | | 977 | 82 | 8% | 1,059 |
| TREASURE COAST MEDICAL ASSOCIATES INC | | 693 | 366 | 35% | 1,059 |
| MINUTECLINIC LLC #3003 | | 824 | 235 | 22% | 1,059 |
| LAB24 INC | 3 | 389 | 665 | 63% | 1,057 |
| MINUTECLINIC LLC #3814 | | 840 | 215 | 20% | 1,055 |
| EPN URGENT CARE NAPLES | 2 | 746 | 307 | 29% | 1,055 |
| MINUTECLINIC, LLC (CLINIC 10699) | | 878 | 162 | 16% | 1,040 |
| NORTH FLORIDA PEDIATRICS-TALLAHASSEE | | 938 | 88 | 9% | 1,026 |
| MINUTECLINIC LLC #3291 | | 888 | 133 | 13% | 1,021 |
| ADVANCED DIAGNOSTIC LABORATORY | | 975 | 46 | 5% | 1,021 |
| ALTRU DIAGNOSTICS INC | 2 | 903 | 100 | 10% | 1,005 |
| MINUTECLINIC LLC #7225 | | 857 | 145 | 14% | 1,002 |
| PEDIATRIC HEALTH CARE ALLIANCE - NORTHDAL | | 911 | 91 | 9% | 1,002 |
| STAGEZERO LIFE SCIENCES INC | 3 | 896 | 93 | 9% | 992 |
| VERITOR | | 850 | 140 | 14% | 990 |
| ED FRASER MEMORIAL HOSPITAL | | 788 | 201 | 20% | 989 |
| MINUTECLINIC LLC #7973 | | 821 | 167 | 17% | 988 |
| MINUTECLINIC LLC #3635 | | 855 | 129 | 13% | 984 |
| MINUTECLINIC, LLC #3204 | | 794 | 175 | 18% | 969 |
| PARAMOUNT URGENT CARE VILLAGES | | 651 | 318 | 33% | 969 |
| OPTUM LABS LLC | | 839 | 129 | 13% | 968 |
| PALM HARBOR PHARMACY | | 832 | 133 | 14% | 965 |
| ST ANNES NURSING CENTER | | 938 | 22 | 2% | 960 |
| WHOLE FAMILY HEALTH CENTER INC | | 756 | 203 | 21% | 959 |
| ELLENTON URGENT CARE | | 735 | 223 | 23% | 958 |
| SOLARIS HEALTHCARE PALATKA | | 902 | 53 | 6% | 955 |
| MINUTECLINIC LLC #3257 | | 761 | 188 | 20% | 949 |
| PROJECT HEALTH, INC SUMTERVILLE | 5 | 780 | 159 | 17% | 944 |
| VRL EUROFINs - DALLAS | | 913 | 13 | 1% | 926 |
| NAPLES URGENT CARE | 1 | 581 | 342 | 37% | 924 |
| GENE TOX WORLDWIDE | 60 | 736 | 125 | 14% | 921 |
| MINUTECLINIC LLC #4024 | | 756 | 151 | 17% | 907 |
| STEWART REFERENCE LABORATORY | 1 | 544 | 358 | 40% | 903 |
| MINUTECLINIC LLC #1821 | | 790 | 106 | 12% | 896 |
| FLORIDA DEPARTMENT OF HEALTH IN POLK COUNTY | 2 | 673 | 219 | 24% | 894 |
| FAST TRACK URGENT CARE CENTER | | 4 | 887 | 100% | 891 |
| MINUTECLINIC LLC #3285 | | 765 | 126 | 14% | 891 |
| CAREFAST MURABELLA | | 501 | 390 | 44% | 891 |
| FLAGLER HOSPITAL LABORATORY | 8 | 33 | 847 | 95% | 888 |
| COASTAL PEDIATRIC GROUP | | 770 | 118 | 13% | 888 |
| MINUTECLINIC LLC # 7933 | | 763 | 123 | 14% | 886 |
| XYZ LABORATORY | 8 | 770 | 102 | 12% | 880 |
| MINUTECLINIC LLC #5216 | | 715 | 161 | 18% | 876 |

COVID-19: testing by laboratory

Data through Jan 24, 2021 verified as of Jan 25, 2021 at 09:25 AM

Data in this report are provisional and subject to change.

The numbers in the table below represent the number of Florida and non-Florida residents for whom test results were received by the Department of Health. A person can be tested by more than one laboratory and can have both positive and negative results. **Therefore, the sum of the numbers in each column will be larger than the total number of people tested.**

| Reporting lab | Inconclusive | Negative | Positive | Percent positive | Total |
|--|--------------|----------|----------|------------------|-------|
| LENCO MEDICAL LABORATORY | | 841 | 35 | 4% | 876 |
| GENEIQ | | 830 | 45 | 5% | 875 |
| LAKELAND REGIONAL HEALTH - PWC/OB | | 36 | 839 | 96% | 875 |
| PRIMARY CARE OF THE TREASURE COAST | | 770 | 101 | 12% | 871 |
| MINUTECLINIC LLC #3654 | | 699 | 167 | 19% | 866 |
| PARAMOUNT URGENT CARE - CLERMONT | | 686 | 178 | 21% | 864 |
| HISTOPATHOLOGY SERVICES, LLC | | 763 | 96 | 11% | 859 |
| SACRED HEART HEALTH SYSTEM, INC | | 515 | 342 | 40% | 857 |
| MINUTECLINIC, LLC #5817 | | 690 | 165 | 19% | 855 |
| TACACHALE CLINICAL LABORATORY | 1 | 802 | 45 | 5% | 848 |
| MINUTECLINIC LLC #3648 | | 684 | 164 | 19% | 848 |
| PATIENTS FIRST LAKE ELLA MEDICAL CENTER | | 741 | 107 | 13% | 848 |
| EUROFINS NTD, LLC | | 796 | 38 | 5% | 834 |
| MINUTECLINIC LLC #3748 | | 635 | 198 | 24% | 833 |
| MINUTECLINIC LLC #4201 | | 718 | 108 | 13% | 826 |
| ARCPPOINT LABS OF CORAL SPRINGS FL | | 732 | 94 | 11% | 826 |
| FLORIDA HOSPITAL ORLANDO | | 743 | 74 | 9% | 817 |
| MINUTECLINIC LLC #5924 | | 670 | 142 | 17% | 812 |
| ASCENSION ST VINCENT'S - CLAY | | 775 | 32 | 4% | 807 |
| INTEGRITY LABORATORIES, LLC | 1 | 650 | 154 | 19% | 805 |
| NITE LITE PEDIATRICS | | 234 | 562 | 71% | 796 |
| NORTH FLORIDA PEDIATRICS - LAKE CITY | | 608 | 188 | 24% | 796 |
| TYNDALL AIR FORCE BASE | | 607 | 189 | 24% | 796 |
| PHAROS HEALTH | | 623 | 167 | 21% | 790 |
| BROWNWOOD CARE CENTER | | 693 | 77 | 10% | 770 |
| CENTRA CARE | | 445 | 324 | 42% | 769 |
| MINUTECLINIC LLC #4612 | | 575 | 191 | 25% | 766 |
| THE HEALTH CENTER OF PLANT CITY | | 697 | 69 | 9% | 766 |
| MINUTECLINIC LLC #1807 | | 619 | 143 | 19% | 762 |
| MACDILL AIR FORCE BASE | | 710 | 51 | 7% | 761 |
| DEPARTMENT OF CLINICAL LABS | | 745 | 15 | 2% | 760 |
| ADDICTION LABS OF AMERICA | 3 | 689 | 66 | 9% | 758 |
| MINUTECLINIC, LLC DBA MINUTECLINIC #4717 | | 730 | 27 | 4% | 757 |
| HENDRY REGIONAL MEDICAL CENTER CLINICAL LABORATORY | | 554 | 196 | 26% | 750 |
| DYNIX DIAGNOSTICS | 2 | 524 | 224 | 30% | 750 |
| PROFESSIONAL HEALTH EXAMINERS DBA PROHEALTH | | 596 | 153 | 20% | 749 |
| MINUTECLINIC LLC #3255 | | 592 | 156 | 21% | 748 |
| READY RESPONDERS FLORIDA, PLLC | | 640 | 108 | 14% | 748 |
| COVANCE CLINICAL RESEARCH UNIT INC | | 723 | 19 | 3% | 742 |
| NONE | | 308 | 431 | 58% | 739 |
| MINUTECLINIC LLC # 3579 | | 619 | 118 | 16% | 737 |
| VRL EUROFINS | | 709 | 27 | 4% | 736 |
| MINUTECLINIC LLC #476 | | 600 | 129 | 18% | 729 |
| INFINITY BIOLOGIX LLC (GINKO BIOWORKS) | | 702 | 23 | 3% | 725 |
| JUPITER MEDICAL CENTER URGENT CARE | | 475 | 249 | 34% | 724 |
| ADVENT HEALTH LAB - ORLANDO | | 430 | 292 | 40% | 722 |

COVID-19: testing by laboratory

Data through Jan 24, 2021 verified as of Jan 25, 2021 at 09:25 AM

Data in this report are provisional and subject to change.

The numbers in the table below represent the number of Florida and non-Florida residents for whom test results were received by the Department of Health. A person can be tested by more than one laboratory and can have both positive and negative results. **Therefore, the sum of the numbers in each column will be larger than the total number of people tested.**

| Reporting lab | Inconclusive | Negative | Positive | Percent positive | Total |
|--|--------------|----------|----------|------------------|-------|
| KEYS AHEC SCHOOL MEDICAL CLINIC | 7 | 637 | 74 | 10% | 718 |
| BLUE MED CONSULTANTS | | 691 | 23 | 3% | 714 |
| DISNEY COVID TEST SITE | | 703 | 10 | 1% | 713 |
| BAPTIST HEALTH - MD ANDERSON CANCER CENTER | | 708 | 4 | 1% | 712 |
| MIAMI JEWISH HEALTH SYSTEMS | | 669 | 43 | 6% | 712 |
| CVS HEALTH | | 512 | 199 | 28% | 711 |
| NORTH OKALOOSA MEDICAL CENTER | | 413 | 296 | 42% | 709 |
| MINUTECLINIC LLC #3236 | | 600 | 108 | 15% | 708 |
| LEE COUNTY EMERGENCY MEDICAL SERVICE | | 615 | 92 | 13% | 707 |
| COASTAL PHYSICIANS, LLC | | 551 | 146 | 21% | 697 |
| PALM BAY HOSPITAL CLINICAL LABORATORY | | 447 | 242 | 35% | 689 |
| SANTA ROSA MEDICAL GROUP | | 541 | 145 | 21% | 686 |
| PREMIER MEDICAL LABORATORY SERVICES | 1 | 463 | 222 | 32% | 686 |
| Tampa Lakes Health and Rehabilitation Center | 2 | 614 | 69 | 10% | 685 |
| NORTH FLORIDA PEDIATRICS PA - SUWANNEE | 3 | 571 | 109 | 16% | 683 |
| ANY LAB TEST NOW | 1 | 447 | 234 | 34% | 682 |
| C.W. BILL YOUNG VA MEDICAL CENTER | 1 | 18 | 659 | 97% | 678 |
| MINI ER ADULT AND PEDIATRIC URGENT CARE | | 574 | 98 | 15% | 672 |
| NORTHEAST FLORIDA NEUROLOGY CLINICS, INC | | 567 | 104 | 15% | 671 |
| VITAS HEALTHCARE CORPORATION OF FLA | | 666 | 3 | 0% | 669 |
| WILLOWBROOKE COURT AT EDGEWATER POINTE ESTATES | | 657 | 9 | 1% | 666 |
| NCH HEALTHCARE SYSTEM MICROBIOLOGY LAB | | 1 | 662 | 100% | 663 |
| VENICE REGIONAL MEDICAL CENTER | | 574 | 88 | 13% | 662 |
| UNIVERSITY OF WEST FLORIDA STUDENT HEALTH SERVICES | 1 | 547 | 111 | 17% | 659 |
| MEDICAL FP - WHOLE FAMILY HEALTH CENTER | | 539 | 119 | 18% | 658 |
| NORTH SHORE LIJ URGENT CARE PC | | 623 | 34 | 5% | 657 |
| Victoria Nursing and Rehabilitation Center | | 611 | 45 | 7% | 656 |
| CENTRA CARE - SOUTH ORANGE | | 476 | 176 | 27% | 652 |
| FIU-HEALTH AUXILIARY LABORATORY | 2 | 595 | 53 | 8% | 650 |
| PRIMARY CARE SERVICES AT INDIAN RIVER ESTATES | | 633 | 13 | 2% | 646 |
| MAVERICK LABS | | 456 | 187 | 29% | 643 |
| MYTEST DIAGNOSTICS | | 593 | 49 | 8% | 642 |
| DOCTOR'S MEMORIAL HOSPITAL | | 485 | 155 | 24% | 640 |
| MINUTECLINIC LLC #1815 | | 552 | 87 | 14% | 639 |
| OPTUMCARE FLORIDA LLC | | 466 | 171 | 27% | 637 |
| MEDIQUICK URGENT CARE CENTERS INC | | 289 | 347 | 55% | 636 |
| MINUTECLINIC, LLC #3245 | | 477 | 158 | 25% | 635 |
| CONSULATE HEALTH CARE OF NEW PORT RICHEY | 2 | 512 | 112 | 18% | 626 |
| ADVENT HEALTH CENTRA CARE - MOUNT DORA | | 276 | 349 | 56% | 625 |
| MINUTECLINIC LLC #8381 | | 508 | 116 | 19% | 624 |
| KENDALL HEALTHCARE PROPERTIES DBA | 2 | 595 | 26 | 4% | 623 |
| ER QUICKCARE PL | | 514 | 109 | 17% | 623 |
| Point of Care Testing | 1 | 113 | 507 | 82% | 621 |
| SOLARIS HEALTHCARE CHARLOTTE HARBOR | | 573 | 46 | 7% | 619 |
| PALACE NURSING HOME & REHAB CENTER | | 586 | 32 | 5% | 618 |
| ORLANDO HEALTH AND REHAB CENTER | | 580 | 36 | 6% | 616 |

COVID-19: testing by laboratory

Data through Jan 24, 2021 verified as of Jan 25, 2021 at 09:25 AM

Data in this report are provisional and subject to change.

The numbers in the table below represent the number of Florida and non-Florida residents for whom test results were received by the Department of Health. A person can be tested by more than one laboratory and can have both positive and negative results. **Therefore, the sum of the numbers in each column will be larger than the total number of people tested.**

| Reporting lab | Inconclusive | Negative | Positive | Percent positive | Total |
|---|--------------|----------|----------|------------------|-------|
| FISHERMENS HOSPITAL CLINICAL LAB | | 560 | 53 | 9% | 613 |
| HOLY CROSS HOSPITAL | | 12 | 598 | 98% | 610 |
| KETAMINE HEALTH CENTERS LLC | | 550 | 58 | 10% | 608 |
| TREE HOUSE PEDIATRICS PLLC | | 545 | 62 | 10% | 607 |
| MINUTECLINIC LLC #3637 | | 454 | 151 | 25% | 605 |
| CREEKSIDE CARE CENTER | 1 | 520 | 84 | 14% | 605 |
| APALACHEE CORRECTIONAL INSTITUTION EAST UNIT | | 587 | 15 | 2% | 602 |
| MIDWAY SPECIATLY CARE CENTER | | 388 | 214 | 36% | 602 |
| INTERLACHEN PEDIATRICS | | 575 | 26 | 4% | 601 |
| PATIENTS FIRST - MAHAN DRIVE | | 164 | 435 | 73% | 599 |
| PROHEALTH MEDICAL CLINIC | | 80 | 518 | 87% | 598 |
| CAREMED CLINIC LLC | | 417 | 179 | 30% | 596 |
| PALM GARDEN OF PORT SAINT LUCIE | | 589 | 6 | 1% | 595 |
| MANOR PINES CONVALESCENT CENTER LLC | 1 | 568 | 19 | 3% | 588 |
| MOUNT SINAI LABORATORY | | 558 | 25 | 4% | 583 |
| LITTLE PINE PEDIATRICS | | 387 | 194 | 33% | 581 |
| GENOME LLC | 2 | 519 | 59 | 10% | 580 |
| JOHN KNOX VILLAGE HEALTH CENTER | | 562 | 18 | 3% | 580 |
| VETERANS AFFAIRS MEDICAL CENTER - JAMES A HALEY | | | 580 | 100% | 580 |
| POINT OF CARE TESTING SITE | | 556 | 24 | 4% | 580 |
| ADVENT HEALTH CENTRA CARE - WATERFORD LAKES | | 481 | 94 | 16% | 575 |
| STEWART ROCKLEDGE HOSPITAL | | 439 | 136 | 24% | 575 |
| LIFE CARE CENTER OF ORANGE PARK | | 545 | 30 | 5% | 575 |
| CARE ONE OF FLORIDA LLC | | 384 | 189 | 33% | 573 |
| CATALYST WALK IN CLINIC | | 444 | 128 | 22% | 572 |
| PROFESSIONAL HEALTH EXAMINERS | | 495 | 77 | 13% | 572 |
| LIFE CARE CENTER OF NEW PORT RICHEY | | 538 | 33 | 6% | 571 |
| MEDICAL VB | | 451 | 120 | 21% | 571 |
| LPG COCONUT POINT | | 458 | 111 | 20% | 569 |
| MEDICAL CONSULTANTS OF FLORIDA, LLC | | 467 | 101 | 18% | 568 |
| MINUTECLINIC LLC #1350 | | 464 | 103 | 18% | 567 |
| NORTH FLORIDA PEDIATRICS PA | | 479 | 87 | 15% | 566 |
| PEDIATRICS OF CENTRAL FLORIDA PA | 17 | 512 | 36 | 6% | 565 |
| INTERLACHEN PEDIATRICS PA | | 535 | 28 | 5% | 563 |
| GULF COAST VILLAGE | | 529 | 29 | 5% | 558 |
| TENNESSEE DOH - NASHVILLE | 2 | 490 | 64 | 12% | 556 |
| HOLMES REGIONAL MEDICAL CENTER | | 5 | 548 | 99% | 553 |
| CONSULATE HEALTHCARE OF VERO BEACH | 14 | 459 | 77 | 14% | 550 |
| The Sands at South Beach | | 545 | 4 | 1% | 549 |
| ETHOS WELLNESS PHARMACY | | 509 | 40 | 7% | 549 |
| ST JOHN'S NURSING CENTER | | 531 | 17 | 3% | 548 |
| SHORELINE PHYSICIAN GROUP | | 342 | 205 | 37% | 547 |
| VITAE DIAGNOSTICS | | 534 | 13 | 2% | 547 |
| GOLDEN GLADES NURSING & REHABILITATION CTR | | 539 | 8 | 1% | 547 |
| ECCOLAB GROUP | 1 | 144 | 401 | 73% | 546 |
| SEBASTIAN RIVER MEDICAL CENTER | 2 | 409 | 135 | 25% | 546 |

COVID-19: testing by laboratory

Data through Jan 24, 2021 verified as of Jan 25, 2021 at 09:25 AM

Data in this report are provisional and subject to change.

The numbers in the table below represent the number of Florida and non-Florida residents for whom test results were received by the Department of Health. A person can be tested by more than one laboratory and can have both positive and negative results. **Therefore, the sum of the numbers in each column will be larger than the total number of people tested.**

| Reporting lab | Inconclusive | Negative | Positive | Percent positive | Total |
|---|--------------|----------|----------|------------------|-------|
| WOODLANDS MEDICAL SPECIALISTS | | 347 | 196 | 36% | 543 |
| HMA SANTA ROSA MEDICAL CENTER LLC DBA | | 418 | 121 | 22% | 539 |
| COASTAL URGENT CARE | | 424 | 115 | 21% | 539 |
| GULF COAST MOLECULAR LABORATORIES | 12 | 442 | 84 | 16% | 538 |
| NCF DIAGNOSTICS & DNA TECHNOLOGIES | 15 | 204 | 318 | 59% | 537 |
| NCHMD, INC SOUTHEAST IMMEDIATE CARE | | 409 | 128 | 24% | 537 |
| CRUCIAL CARE EMERGENCY MEDICINE DOCTORS | | 413 | 124 | 23% | 537 |
| THE PRESERVE | | 529 | 7 | 1% | 536 |
| PRIMARY CARE SERVICES AT ST ANDREWS ESTATES | | 536 | | | 536 |
| MID-FLORIDA PATHOLOGY | | 420 | 116 | 22% | 536 |
| AMERICAN FAMILY CARE PENSACOLA WEST | | 1 | 533 | 100% | 534 |
| Signature HealthCare Center of Waterford | | 506 | 28 | 5% | 534 |
| SOUTHEAST ALABAMA MEDICAL CENT | | 484 | 49 | 9% | 533 |
| LIFE CARE CENTER OF HILLIARD | | 517 | 15 | 3% | 532 |
| BROAD INSTITUTE CLINICAL SEQUENCING RESEARCH PLATFORM | 1 | 507 | 18 | 3% | 526 |
| MED FAST URGENT CARE CENTER | | 260 | 265 | 50% | 525 |
| CLEWISTON NURSING AND REHABILITATION CENTER | | 513 | 11 | 2% | 524 |
| ADVENT HEALTH CENTRA CARE - PORT ORANGE | | 65 | 458 | 88% | 523 |
| GROWING TOGETHER PEDIATRICS LLC | | 481 | 42 | 8% | 523 |
| THERADOC | | 152 | 370 | 71% | 522 |
| PALM GARDEN OF VERO BEACH | | 482 | 39 | 7% | 521 |
| ADVENTHEALTH MEDICAL GROUP PROMPT CARE | | 362 | 150 | 29% | 512 |
| CHILDRENS MEDICAL ASSOCIATION | | 461 | 49 | 10% | 510 |
| VILLA MARIA NURSING & REHAB CENTER INC | 1 | 495 | 11 | 2% | 507 |
| CAPE CANAVERAL HOSPITAL | | 308 | 198 | 39% | 506 |
| FORT MYERS INTERNAL MEDICINE, LLC | | 457 | 49 | 10% | 506 |
| VETERANS AFFAIRS MEDICAL CENTER - BAY PINES | | 17 | 487 | 97% | 504 |
| MAIN STREET MEDICAL CENTER | | 126 | 378 | 75% | 504 |
| RIVER TOWN DIAGNOSTIC LLC | | 350 | 152 | 30% | 502 |
| VETERANS AFFAIRS MEDICAL CENTER | | 40 | 458 | 92% | 498 |
| REDI MED LLC | | 372 | 126 | 25% | 498 |
| DAVITA LABORATORY | | 426 | 72 | 14% | 498 |
| EDEN SPRINGS NURSING AND REHAB CENTER | | 387 | 110 | 22% | 497 |
| CLINICAL PATHOLOGY LABS | | 386 | 107 | 22% | 493 |
| J AND G MEDICAL GROUP LLC | | 413 | 79 | 16% | 492 |
| CYPRESS VILLAGE | 1 | 469 | 22 | 4% | 492 |
| NSPIRE HEALTHCARE MIAMI LAKES | 7 | 471 | 13 | 3% | 491 |
| Crestview Rehabilitation Center | 5 | 359 | 125 | 26% | 489 |
| SPECTOR SCIENTIFIC LAB | 1 | 207 | 276 | 57% | 484 |
| EAST LAKE PEDIATRICS | | 407 | 77 | 16% | 484 |
| CLARITY LABS | | 419 | 64 | 13% | 483 |
| EMERALD SHORES HEALTH AND REHABILITATION | | 394 | 88 | 18% | 482 |
| BALDOMERO LOPEZ STATE VETERANS NURSING HOME | 2 | 474 | 3 | 1% | 479 |
| BOND AND STEELE CLINIC PA | | 317 | 162 | 34% | 479 |
| DOH - INDIAN RIVER | | 410 | 69 | 14% | 479 |
| CITY MEDICAL OF NEW JERSEY, PC | | 438 | 40 | 8% | 478 |

COVID-19: testing by laboratory

Data through Jan 24, 2021 verified as of Jan 25, 2021 at 09:25 AM

Data in this report are provisional and subject to change.

The numbers in the table below represent the number of Florida and non-Florida residents for whom test results were received by the Department of Health. A person can be tested by more than one laboratory and can have both positive and negative results. **Therefore, the sum of the numbers in each column will be larger than the total number of people tested.**

| Reporting lab | Inconclusive | Negative | Positive | Percent positive | Total |
|---|--------------|----------|----------|------------------|-------|
| JACKSON MEMORIAL LONG TERM CARE CENTER | | 460 | 17 | 4% | 477 |
| MEDICAL CENTER CLINIC-IMMEDIATE CARE | 1 | 381 | 95 | 20% | 477 |
| TELESCOPE HEALTH LLC | 3 | 376 | 97 | 20% | 476 |
| NEW YORK HOSPITAL LABORATORIES | 1 | 461 | 12 | 3% | 474 |
| Plantation Bay Rehabilitation Center | | 457 | 16 | 3% | 473 |
| JACKSONVILLE BEACH PEDIATRIC CARE CENTER □ | | 420 | 53 | 11% | 473 |
| DOCTORS CENTER,THE | | 369 | 102 | 22% | 471 |
| MINUTECLINIC, LLC # 4469 | | 387 | 83 | 18% | 470 |
| AFC PHYSICIANS OF FLORIDA | | 304 | 166 | 35% | 470 |
| LIFE CARE CENTER OF PENSACOLA | | 427 | 43 | 9% | 470 |
| JACKSON MEMORIAL PERDUE MEDICAL CENTER | | 447 | 22 | 5% | 469 |
| ST CLOUD REGIONAL MEDICAL CENTER CLINICAL LAB | | 394 | 75 | 16% | 469 |
| PROJECT HEALTH INC | 2 | 373 | 93 | 20% | 468 |
| HEALTH CENTER AT BRENTWOOD | 1 | 424 | 42 | 9% | 467 |
| VITAS HEALTHCARE CORP OF CENTRAL FL | | 451 | 15 | 3% | 466 |
| RIVER GARDEN HEBREW HOME FOR THE AGED | | 406 | 54 | 12% | 460 |
| FLAGLER COUNTY HEALTH DEPARTMENT | 1 | 374 | 85 | 18% | 460 |
| MEMORIAL PEMBROKE 24/7 CARE CENTER | | 350 | 110 | 24% | 460 |
| ENZO CLINICAL LABS INC | 3 | 437 | 19 | 4% | 459 |
| 24 HOUR PEDIATRIC CARE CENTER | 1 | 414 | 42 | 9% | 457 |
| NORTH FLORIDA RETIREMENT VILLAGE | | 453 | 2 | 0% | 455 |
| VALENCIA HILLS HEALTH AND REHABILITATION CENTER | | 443 | 12 | 3% | 455 |
| FAMILY HEALTH CENTERS OF SWF LABS | 2 | 379 | 74 | 16% | 455 |
| CLARIDGE HOUSE NURSING CENTER | | 437 | 17 | 4% | 454 |
| CARENOW URGENT CARE - FORT PIERCE | | 249 | 203 | 45% | 452 |
| FIRST QUALITY LABORATORY | | 423 | 28 | 6% | 451 |
| USF MORSANI CENTER FOR ADVANCED HEALTH CARE | | 387 | 63 | 14% | 450 |
| LOOP PEDIATRICS PA | 2 | 363 | 85 | 19% | 450 |
| MEDFAST URGENT CARE CENTERS | | 167 | 278 | 62% | 445 |
| SABAL PALMS HEALTH AND REHAB | | 402 | 43 | 10% | 445 |
| PENSACOLA PEDIATRICS | 1 | 252 | 190 | 43% | 443 |
| FOUNTAIN MANOR HEALTH AND REHAB CENTER | 1 | 426 | 16 | 4% | 443 |
| LAUDERDALE NURSING CENTER LLC | 1 | 422 | 19 | 4% | 442 |
| HALIFAX MEDICAL CENTER-PORT ORANGE LAB | | 372 | 70 | 16% | 442 |
| MINUTECLINIC LLC #8927 | | 358 | 83 | 19% | 441 |
| CALHOUN LIBERTY HOSPITAL | | 317 | 124 | 28% | 441 |
| HARTS HARBOR HEALTH CARE CENTER | | 420 | 21 | 5% | 441 |
| MEDONE URGENT CARE AT ST. AUGUSTINE | | 111 | 329 | 75% | 440 |
| MOORINGS PARK INSTITUTE, INC, THE | | 422 | 18 | 4% | 440 |
| DIAMOND RIDGE HEALTH AND REHABILITATION CENTER | | 419 | 20 | 5% | 439 |
| SMA SPECIALTY MEDICAL LAB | | 117 | 321 | 73% | 438 |
| XPRESS URGENT CARE | 3 | 362 | 73 | 17% | 438 |
| EXPRESS URGENT CARE LLC | | 1 | 436 | 100% | 437 |
| NCH HEALTHCARE BONITA | | 318 | 118 | 27% | 436 |
| PALM GARDEN OF JACKSONVILLE □ | 2 | 359 | 75 | 17% | 436 |
| ADVENT HEALTH CENTRA CARE - WINTER PARK | | 293 | 143 | 33% | 436 |

COVID-19: testing by laboratory

Data through Jan 24, 2021 verified as of Jan 25, 2021 at 09:25 AM

Data in this report are provisional and subject to change.

The numbers in the table below represent the number of Florida and non-Florida residents for whom test results were received by the Department of Health. A person can be tested by more than one laboratory and can have both positive and negative results. **Therefore, the sum of the numbers in each column will be larger than the total number of people tested.**

| Reporting lab | Inconclusive | Negative | Positive | Percent positive | Total |
|---|--------------|----------|----------|------------------|-------|
| WILLOW BROOKE COURT AT INDIAN RIVER ESTATES | | 391 | 44 | 10% | 435 |
| FLO-MEDILAB SERVICES LLC | | 186 | 248 | 57% | 434 |
| MANOR AT CARPENTERS | | 408 | 26 | 6% | 434 |
| The Manor at Blue Water Bay | | 372 | 59 | 14% | 431 |
| MANOR CARE HEALTH SERVICES - FT MYERS | | 414 | 17 | 4% | 431 |
| Good Samaritan Society Kissimmee Village | | 366 | 64 | 15% | 430 |
| AVECINA MEDICAL JULINGTON | 1 | 240 | 189 | 44% | 430 |
| BROOKDALE PALMER RANCH | 1 | 375 | 54 | 13% | 430 |
| THE PALACE AT HOMESTEAD | 1 | 412 | 16 | 4% | 429 |
| NEW PLANT CITY FAMILY CARE | 1 | 225 | 201 | 47% | 427 |
| CLIFFORD CHESTER SIMS STATE VETERANS | | 419 | 7 | 2% | 426 |
| VETERANS AFFAIRS MEDICAL CENTER - GAINESVILLE | | 3 | 423 | 99% | 426 |
| PALM GARDEN OF TAMPA | | 407 | 19 | 4% | 426 |
| BOCA GRANDE HEALTH CLINIC | | 402 | 22 | 5% | 424 |
| HILLCREST HEALTH CARE & REHABILITATION CENTER | 2 | 412 | 10 | 2% | 424 |
| SOUTHERN OAKS CARE CENTER | 1 | 386 | 36 | 9% | 423 |
| DIAMOND RIDGE HEALTH AND REHABILITATION | | 396 | 27 | 6% | 423 |
| FLORIDA DEPT OF HEALTH IN BREVARD COUNTY | 3 | 360 | 60 | 14% | 423 |
| GOLDEN GATE FAMILY CLINIC | | 83 | 340 | 80% | 423 |
| PARKLANDS FACILITY INC | 4 | 389 | 28 | 7% | 421 |
| GARCIA CLINICAL LABORATORY | | 28 | 392 | 93% | 420 |
| Williston Care Center | | 369 | 50 | 12% | 419 |
| Q ANSWER LAB | 1 | 375 | 41 | 10% | 417 |
| ST ANDREWS BAY SKILLED NURSING & | | 357 | 58 | 14% | 415 |
| LEHIGH REGIONAL MEDICAL CENTER LAB | | 371 | 44 | 11% | 415 |
| PHYSICIANS PRIMARY CARE LAB | | 360 | 54 | 13% | 414 |
| APP-UNIPATH, LLC | 2 | 396 | 14 | 3% | 412 |
| Colonial Lakes Health Care | | 384 | 28 | 7% | 412 |
| PALM GARDEN OF OCALA | | 330 | 81 | 20% | 411 |
| MINUTECLINIC LLC | | 365 | 46 | 11% | 411 |
| PEDIATRIC HEALTHCARE ALLIANCE PA | | 372 | 39 | 9% | 411 |
| MINUTECLINIC LLC #5187 | | 357 | 53 | 13% | 410 |
| MINUTECLINIC LLC #3671 | | 366 | 44 | 11% | 410 |
| AMERICA'S PHARMACY LLC | | 360 | 49 | 12% | 409 |
| WEST GABLES HEALTH CARE CENTER | | 398 | 10 | 2% | 408 |
| HERON POINTE HEALTH AND REHABILITATION | 1 | 404 | 3 | 1% | 408 |
| AFC PHYSICIANS OF FLORIDA PA | | 273 | 135 | 33% | 408 |
| HARBOUR HEALTH CENTER | | 392 | 14 | 3% | 406 |
| TIDE LABORATORIES | | 359 | 43 | 11% | 402 |
| CONTINENTAL CLINICAL RESEARCH, LLC | | 391 | 11 | 3% | 402 |
| NEW YORK PRESBYTERIAN - CUMC CLINICAL | | 382 | 17 | 4% | 399 |
| RICARDO NAVARRO DO PA | | 345 | 53 | 13% | 398 |
| MAYFLOWER ASSISTED LIVING | | 394 | 3 | 1% | 397 |
| NAVAL HOSPITAL - JACKSONVILLE | | 67 | 329 | 83% | 396 |
| MINI ER AND URGENT CARE | | 289 | 105 | 27% | 394 |
| BARBER | | 13 | 376 | 97% | 389 |

COVID-19: testing by laboratory

Data through Jan 24, 2021 verified as of Jan 25, 2021 at 09:25 AM

Data in this report are provisional and subject to change.

The numbers in the table below represent the number of Florida and non-Florida residents for whom test results were received by the Department of Health. A person can be tested by more than one laboratory and can have both positive and negative results. **Therefore, the sum of the numbers in each column will be larger than the total number of people tested.**

| Reporting lab | Inconclusive | Negative | Positive | Percent positive | Total |
|---|--------------|----------|----------|------------------|-------|
| BAPTIST PRIMARY CARE | 2 | 299 | 88 | 23% | 389 |
| BALDWIN PEDIATRICS | 1 | 365 | 22 | 6% | 388 |
| ORLANDO HEALTH CENTER FOR REHABILITATION | | 378 | 9 | 2% | 387 |
| Solaris HealthCare Windermere | | 367 | 20 | 5% | 387 |
| BUFFALO CROSSING HEALTHCARE & REHABILITATION CTR | | 373 | 12 | 3% | 385 |
| MINUTECLINIC LLC #6007 | | 313 | 72 | 19% | 385 |
| EAST LAKE PEDIATRICS PA | | 351 | 34 | 9% | 385 |
| CARE ONE OF FLORIDA | 1 | 252 | 131 | 34% | 384 |
| ARCPPOINTS LABS | | 322 | 62 | 16% | 384 |
| ADVENT HEALTH CENTRA CARE - WINTER HAVEN | 1 | 180 | 201 | 53% | 382 |
| CHILDRENS MEDICAL ASSOCIATION PA | | 337 | 44 | 12% | 381 |
| SPRING HILL HEALTH AND REHABILITATION CENTER | | 366 | 15 | 4% | 381 |
| SANTA ROSA CENTER FOR REHABILITATION AND HEALING | | 320 | 61 | 16% | 381 |
| VITAS LUTHERAN TOWERS INPATIENT PROGRAM | | 319 | 61 | 16% | 380 |
| EXPRESS PHARMACY | | 346 | 32 | 8% | 378 |
| NEMOURS CHILDREN'S HOSPITAL | | 316 | 62 | 16% | 378 |
| AFC URGENT CARE SEMINOLE | | | 378 | 100% | 378 |
| BAYA PHARMACY WEST | | 8 | 368 | 98% | 376 |
| CITRUS NURSING CENTER LLC | | 346 | 27 | 7% | 373 |
| Ocala Health and Rehabilitation Center | | 354 | 18 | 5% | 372 |
| MEDONE URGENT CARE CENTER | | 149 | 222 | 60% | 371 |
| MANOR OAKS NURSING & REHAB CENTER | 2 | 368 | 1 | 0% | 371 |
| URGENT CARE BETHESDA | 1 | 318 | 52 | 14% | 371 |
| MANOR CARE NURSING CENTER OF SARASOTA FL LLC | | 322 | 49 | 13% | 371 |
| HENDRY REGIONAL MEDICAL CENTER | | 107 | 264 | 71% | 371 |
| PALMS OF SEBRING | | 341 | 30 | 8% | 371 |
| FERNANDINA BEACH REHAB AND NURSING | 1 | 357 | 12 | 3% | 370 |
| ADVANCED MEDICAL OF NAPLES LLC | | 309 | 61 | 16% | 370 |
| SUSANNA WESLEY HEALTH CENTER | | 335 | 35 | 9% | 370 |
| ADVENT HEALTH - TAMPA | | 148 | 219 | 60% | 367 |
| SUNRISE URGENT CARE ASSOCIATES LLC D/B/A | 2 | 101 | 264 | 72% | 367 |
| FLORIDA DEPARTMENT OF HEALTH IN CALHOUN COUNTY | | 256 | 108 | 30% | 364 |
| TREASURE COAST COMMUNITY HEALTH | 3 | 309 | 52 | 14% | 364 |
| FLORIDA HOSPITAL MEDICAL GROUP | | 253 | 110 | 30% | 363 |
| SOLARIS HEALTHCARE MERRITT ISLAND | | 334 | 29 | 8% | 363 |
| VIERA HOSPITAL, INC | | 274 | 88 | 24% | 362 |
| PHYSICIANS STAT LAB INC | | 307 | 55 | 15% | 362 |
| SOLARIS HEALTHCARE LAKE CITY | | 295 | 65 | 18% | 360 |
| FAIR HAVENS CENTER, OPCO | | 355 | 5 | 1% | 360 |
| FLORIDA GULF COAST UNIVERSITY | | 199 | 161 | 45% | 360 |
| FLORIDA HOSPITAL WAUCHULA | | 247 | 112 | 31% | 359 |
| Stacey Health Care Centers Inc. dba Riverside Care Center | | 330 | 28 | 8% | 358 |
| INDIAN RIVER CTR, LLC | | 317 | 40 | 11% | 357 |
| ABBAY DELRAY | | 352 | 5 | 1% | 357 |
| CONSULATE HEALTH CARE OF BAYONET POINT | 3 | 347 | 7 | 2% | 357 |
| UR MEDICINE LABS- CENTRAL LABORATORY | | 338 | 18 | 5% | 356 |

COVID-19: testing by laboratory

Data through Jan 24, 2021 verified as of Jan 25, 2021 at 09:25 AM

Data in this report are provisional and subject to change.

The numbers in the table below represent the number of Florida and non-Florida residents for whom test results were received by the Department of Health. A person can be tested by more than one laboratory and can have both positive and negative results. **Therefore, the sum of the numbers in each column will be larger than the total number of people tested.**

| Reporting lab | Inconclusive | Negative | Positive | Percent positive | Total |
|--|--------------|----------|----------|------------------|-------|
| SOLARIS HEALTHCARE OSCEOLA | | 341 | 15 | 4% | 356 |
| INFORM DIAGNOSTICS | | 349 | 7 | 2% | 356 |
| ADVENT HEALTH CENTRA CARE - LAKE MARY | 2 | 104 | 249 | 70% | 355 |
| POINT WASHINGTON MEDICAL CLINIC | | 185 | 167 | 47% | 352 |
| MY CLINICAL LAB | | 224 | 125 | 36% | 349 |
| SANFORD LABORATORIES | | 325 | 24 | 7% | 349 |
| BAYSHORE DIAGNOSTICS | | 309 | 40 | 11% | 349 |
| ST PETERSBURG PEDIATRICS | 1 | 299 | 48 | 14% | 348 |
| CORE DIAGNOSTIC LABORATORIES LLC | | 237 | 110 | 32% | 347 |
| HOPE HOSPICE AND COMMUNITY SERVICES INC | 12 | 325 | 10 | 3% | 347 |
| THE PALACE MANAGEMENT - THE PALACE AT CORAL GABLES | | 344 | 2 | 1% | 346 |
| SIGNATURE HEALTHCARE OF BROOKWOOD GARDENS | | 345 | 1 | 0% | 346 |
| VILLAGE AT VIENNA SQUARE,THE□ | 6 | 329 | 9 | 3% | 344 |
| CORAL BAY HEALTHCARE AND REHABILITATION | 1 | 329 | 12 | 4% | 342 |
| ORCHARD PARK HEALTH & REHABILITATION | | 338 | 4 | 1% | 342 |
| BENTON PEDIATRICS INC | | 305 | 36 | 11% | 341 |
| ADVENT HEALTH CENTRA CARE - PALM COAST | | 80 | 261 | 77% | 341 |
| HEALTH DESIGNS | | 328 | 13 | 4% | 341 |
| Timberridge Center for Rehabilitation and Healing | | 315 | 26 | 8% | 341 |
| AMERICAN RESEARCH LABS | | 165 | 175 | 51% | 340 |
| SIPARADIGM, DIAGNOSTIC INFORMATICS | | 273 | 67 | 20% | 340 |
| SUWANNEE HEALTH AND REHABILITATION CENTER | | 335 | 5 | 1% | 340 |
| SELECT REFERENCE LABORATORIES, LLC | 1 | 326 | 12 | 4% | 339 |
| DBI HEALTH INC | | 325 | 14 | 4% | 339 |
| RUSKIN HEALTH CENTER | | 226 | 111 | 33% | 337 |
| FLORIDA DEPARTMENT OF HEALTH CLAY COUNTY | 1 | 245 | 91 | 27% | 337 |
| MICHAEL A MIDDLETON MD PA□ | | 323 | 13 | 4% | 336 |
| BROOKSVILLE HEALTHCARE CENTER LLC□ | | 332 | 4 | 1% | 336 |
| NORTH FLORIDA REHABILITATION & SPECIALTY CARE□ | | 332 | 3 | 1% | 335 |
| PALMETTO FAMILY HEALTHCARE | 1 | 206 | 126 | 38% | 333 |
| SEMINOLE NURSING PAVILION | | 326 | 7 | 2% | 333 |
| ADVENT HEALTH CENTRA CARE - LEESBURG | | 13 | 318 | 96% | 331 |
| PEBBLEBROOK PHARMACY | | 248 | 83 | 25% | 331 |
| NORTH FLORIDA MEDICAL GROUP | | 229 | 102 | 31% | 331 |
| SANDBAY URGENT CARE | | 265 | 66 | 20% | 331 |
| DXTERITY DIAGNOSTICS | 1 | 313 | 16 | 5% | 330 |
| CLERMONT HEALTH AND REHABILITATION CENTER | | 305 | 24 | 7% | 329 |
| NORTH PINELLAS STATMED QUICK QUALITY CLINICS | | 236 | 93 | 28% | 329 |
| BLOUNTSTOWN REHABILITATION CENTER LLC | | 225 | 104 | 32% | 329 |
| Solaris Healthcare Daytona | 2 | 281 | 46 | 14% | 329 |
| Cypress Cove Care Center | | 228 | 100 | 30% | 328 |
| USAFSAM/PHE | | 174 | 154 | 47% | 328 |
| PRIMARY CARE SOUTH INC | | 64 | 264 | 80% | 328 |
| Life Care Center at Wells Crossing | | 309 | 18 | 6% | 327 |
| TRI-COUNTY NURSING AND REHABILITATION CENTER INC | | 311 | 15 | 5% | 326 |
| PALM GARDEN OF CLEARWATER | | 307 | 18 | 6% | 325 |

COVID-19: testing by laboratory

Data through Jan 24, 2021 verified as of Jan 25, 2021 at 09:25 AM

Data in this report are provisional and subject to change.

The numbers in the table below represent the number of Florida and non-Florida residents for whom test results were received by the Department of Health. A person can be tested by more than one laboratory and can have both positive and negative results. **Therefore, the sum of the numbers in each column will be larger than the total number of people tested.**

| Reporting lab | Inconclusive | Negative | Positive | Percent positive | Total |
|---|--------------|----------|----------|------------------|-------|
| MEDSCAN LABORATORY INC | 1 | 163 | 160 | 49% | 324 |
| Manatee Springs Rehabilitation and Nursing Center | | 305 | 19 | 6% | 324 |
| VETERANS AFFAIRS MEDICAL CENTER - LAKE CITY | | 52 | 270 | 84% | 322 |
| HEALTH CENTRAL PARK | | 256 | 66 | 20% | 322 |
| MINUTECLINIC LLC, #10357 | | 320 | 1 | 0% | 321 |
| Life Care Center of Ocala | | 277 | 43 | 13% | 320 |
| CORAL TRACE HEALTH CARE□ | 2 | 313 | 5 | 2% | 320 |
| Darcy Hall Of Life Care | | 318 | 2 | 1% | 320 |
| SOLARIS HEALTHCARE PARKWAY | 2 | 306 | 12 | 4% | 320 |
| GOOD SAMARITAN CENTER | | 318 | 1 | 0% | 319 |
| MIDWAY SPECIALTY CARE CENTER | 3 | 203 | 113 | 35% | 319 |
| HAINES CITY REHABILITATION AND NURSING CENTER | | 296 | 23 | 7% | 319 |
| MEDICAL CENTER OF DELTONA, INC | | 248 | 70 | 22% | 318 |
| AFC URGENT CARE FAMILY CARE | | | 318 | 100% | 318 |
| AFC URGENT CARE TYRONE | | 2 | 316 | 99% | 318 |
| PALMETTO SUBACUTE CARE CENTER | | 309 | 8 | 3% | 317 |
| FLORIDA HOSPITAL HEARTLAND MED CTR LAKE PLACID | | 232 | 85 | 27% | 317 |
| SHORE ACRES CARE CENTER | | 282 | 34 | 11% | 316 |
| ASAP LAB LLC | | 200 | 115 | 37% | 315 |
| MEDFAST URGENT CARE CENTER | | 83 | 230 | 73% | 313 |
| GENESIS MEDICAL LABORATORY MIAMI FL. | | 83 | 230 | 73% | 313 |
| CARENOW | 2 | 161 | 149 | 48% | 312 |
| HEALTHY STEPS PEDIATRICS | | 274 | 38 | 12% | 312 |
| LIFE CARE PONTE VEDRA INC | | 306 | 5 | 2% | 311 |
| PALM GARDEN OF WINTER HAVEN | | 296 | 15 | 5% | 311 |
| MANORCARE HEALTH SERVICES - VENICE | | 257 | 53 | 17% | 310 |
| AFC URGENT CARE CLEARWATER | 1 | 122 | 186 | 60% | 309 |
| MEDEXPRESS LUTZ | | 3 | 305 | 99% | 308 |
| MEDIPATH | | 16 | 292 | 95% | 308 |
| PALM GARDEN OF ORLANDO | | 276 | 31 | 10% | 307 |
| BREVARD HEALTH ALLIANCE | | 119 | 187 | 61% | 306 |
| Quest Diag Unspecifd | 1 | 180 | 125 | 41% | 306 |
| SOLARIS HEALTHCARE BAYONET POINT | | 292 | 13 | 4% | 305 |
| Bayside Care Center | 1 | 282 | 20 | 7% | 303 |
| LIFEBRITE | 1 | 123 | 179 | 59% | 303 |
| ELLENTON PEDIATRICS | | 286 | 17 | 6% | 303 |
| GRAND COURT TAMPA | | 299 | 3 | 1% | 302 |
| FAIRWAY OAKS CENTER LLC | 6 | 289 | 6 | 2% | 301 |
| DELTONA HEALTH CARE | | 277 | 23 | 8% | 300 |
| Palm Garden of Largo | | 297 | 3 | 1% | 300 |
| KEY WEST HEALTH AND REHAB | 1 | 291 | 7 | 2% | 299 |
| FLORIDA DEPARTMENT OF HEALTH | | 264 | 35 | 12% | 299 |
| STARKE FAMILY MEDICAL CENTER | | 238 | 60 | 20% | 298 |
| PHYSICIANS REGIONAL WALK-IN | | 185 | 112 | 38% | 297 |
| ADVENT HEALTH CENTRA CARE - TITUSVILLE | | 56 | 241 | 81% | 297 |
| BUENA VISTA URGENT CARE | | 264 | 32 | 11% | 296 |

COVID-19: testing by laboratory

Data through Jan 24, 2021 verified as of Jan 25, 2021 at 09:25 AM

Data in this report are provisional and subject to change.

The numbers in the table below represent the number of Florida and non-Florida residents for whom test results were received by the Department of Health. A person can be tested by more than one laboratory and can have both positive and negative results. **Therefore, the sum of the numbers in each column will be larger than the total number of people tested.**

| Reporting lab | Inconclusive | Negative | Positive | Percent positive | Total |
|---|--------------|----------|----------|------------------|-------|
| PALM GARDEN OF WEST PALM BEACH☐ | 2 | 279 | 15 | 5% | 296 |
| PruittHealth Panama City | 1 | 233 | 59 | 20% | 293 |
| AVELLINO LAB USA, INC | 1 | 280 | 12 | 4% | 293 |
| HEARTLAND PEDIATRICS OF LAKE WALES | | 259 | 34 | 12% | 293 |
| NORTHWEST MEDICAL CENTER CLINICAL LABORATORY | | 175 | 117 | 40% | 292 |
| Marshall Health and Rehabilitation Center | | 265 | 26 | 9% | 291 |
| CARITHERS PEDIATRIC GROUP | | 253 | 36 | 12% | 289 |
| PALM GARDEN OF GAINESVILLE | 2 | 285 | 2 | 1% | 289 |
| AUBURN UNIVERSITY MEDICAL CLINIC | | 227 | 62 | 21% | 289 |
| SEA BREEZE REHAB AND NURSING CENTER☐ | | 281 | 7 | 2% | 288 |
| Destin Healthcare and Rehabilitation Center | 1 | 259 | 28 | 10% | 288 |
| LabCorp (Non-Interfaced) | 1 | 115 | 172 | 60% | 288 |
| BOCA BIOLISTICS REFERENCE LABORATORY | 2 | 185 | 100 | 35% | 287 |
| ASCEND CLINICAL | 2 | 232 | 52 | 18% | 286 |
| LAKELAND REGIONAL HEALTH SYSTEMS INC | | 20 | 266 | 93% | 286 |
| GANDY CROSSING CARE CENTER | 1 | 272 | 13 | 5% | 286 |
| BIOCEPT | | 270 | 16 | 6% | 286 |
| BAY VILLAGE OF SARASOTA INC | | 282 | 3 | 1% | 285 |
| SPECIALTY HEALTH AND REHABILITATION CENTER | | 260 | 25 | 9% | 285 |
| Bardmoor Oaks Healthcare and Rehabilitation Center | | 279 | 6 | 2% | 285 |
| OSPREY LODGE | | 230 | 54 | 19% | 284 |
| GOOD SAMARITAN SOCIETY-DAYTONA | | 278 | 5 | 2% | 283 |
| PruittHealth Santa Rosa | | 195 | 88 | 31% | 283 |
| MINUTECLINIC LLC #5157 | | 238 | 45 | 16% | 283 |
| ROLLINS COLLEGE WELLNESS CENTER | | 130 | 151 | 54% | 281 |
| MANOR CARE OF BOYNTON BEACH LLC | | 262 | 18 | 6% | 280 |
| LITTLE PINE PEDIATRICS PLLC | | 239 | 40 | 14% | 279 |
| LIFE CARE CENTER OF PALM BAY☐ | | 272 | 6 | 2% | 278 |
| EPN URGENT CARE | | 43 | 235 | 85% | 278 |
| CRONOS CLINICAL LABORATORY | 17 | 183 | 78 | 28% | 278 |
| HARDEE MANOR HEALTH CARE CENTER | 1 | 274 | 3 | 1% | 278 |
| SPRINGTREE REHAB & HEALTH CARE CENTER | | 261 | 16 | 6% | 277 |
| ST JAMES HEALTH AND REHABILITATION CENTER | | 193 | 84 | 30% | 277 |
| PRUITT HEALTH-SANTA ROSA | | 275 | 2 | 1% | 277 |
| ATLANTIC SHORES NURSING AND REHAB CENTER | 1 | 268 | 7 | 3% | 276 |
| HARDEE COUNTY HEALTH DEPARTMENT | | 216 | 60 | 22% | 276 |
| ROSEWOOD HEALTH AND REHABILITATION CENTER | | 261 | 15 | 5% | 276 |
| AVENTURA REHAB AND NURSING CENTER | | 270 | 5 | 2% | 275 |
| VILLAGE DOCTORS FAMILY MEDICAL CENTER OF | | 218 | 57 | 21% | 275 |
| Glades West Rehabilitation and Nursing Center | | 266 | 8 | 3% | 274 |
| BRIDGEWATER PARK HEALTH AND REHAB | | 257 | 17 | 6% | 274 |
| AURORA DIAGNOSTICS BERNHARDT LABORATORIES PATHOLOGY SERVICE | | 190 | 83 | 30% | 273 |
| WESTCHESTER GARDENS LIMITED PARTNERSHIP | | 268 | 5 | 2% | 273 |
| AFC URGENT CARE | | 66 | 207 | 76% | 273 |
| PINES OF SARASOTA | | 270 | 3 | 1% | 273 |
| OCEAN VIEW NURSING AND REHAB CENTER | | 259 | 13 | 5% | 272 |

COVID-19: testing by laboratory

Data through Jan 24, 2021 verified as of Jan 25, 2021 at 09:25 AM

Data in this report are provisional and subject to change.

The numbers in the table below represent the number of Florida and non-Florida residents for whom test results were received by the Department of Health. A person can be tested by more than one laboratory and can have both positive and negative results. **Therefore, the sum of the numbers in each column will be larger than the total number of people tested.**

| Reporting lab | Inconclusive | Negative | Positive | Percent positive | Total |
|---|--------------|----------|----------|------------------|-------|
| ARGO SENIOR LIVING AT HAVERHILL | | 256 | 16 | 6% | 272 |
| KISSIMMEE FACILITY OPERATIONS LLC | | 253 | 19 | 7% | 272 |
| FAMILY HEALTH CENTERS OF SOUTHWEST FLORIDA INC | | 222 | 50 | 18% | 272 |
| CONSULATE HEALTH CARE OF SAFETY HARBOR | | 266 | 6 | 2% | 272 |
| HOMESTEAD MANOR | 2 | 229 | 40 | 15% | 271 |
| ORCHARD RIDGE CARE AND REHABILITATION CENTER | | 258 | 13 | 5% | 271 |
| ST JUDE CHILDREN'S RESEARCH HOSPITAL | | 256 | 14 | 5% | 270 |
| DIAGNOSTIC & CLINICAL CARE SERVICES INC DBA | | 216 | 54 | 20% | 270 |
| FIRST CHOICE PEDIATRICS | | 197 | 73 | 27% | 270 |
| SERENADES IN THE VILLAGES | | 216 | 54 | 20% | 270 |
| ST LUCIE EMPLOYEE HEALTH & WELLNESS CENTER | | 266 | 3 | 1% | 269 |
| SIGNATURE HEALTHCARE OF NORTH FLORIDA | | 267 | 2 | 1% | 269 |
| TAMARAC REHABILITATION & HEALTH CENTER | | 267 | 1 | 0% | 268 |
| LUTHERAN HAVEN | | 260 | 8 | 3% | 268 |
| Premier Place at The Glenview | | 260 | 8 | 3% | 268 |
| ADVENT HEALTH CENTRA CARE - ALTAMONTE SPRINGS | | 159 | 109 | 41% | 268 |
| SUN COUNTRY PEDIATRICS PLLC | 6 | 234 | 26 | 10% | 266 |
| ADVENT HEALTH CENTRA CARE - ORMOND BEACH | | 113 | 153 | 58% | 266 |
| LAKE EUSTIS HEALTH AND REHABILITATION CENTER | | 259 | 6 | 2% | 265 |
| SAINTS 120 LLC | 1 | 230 | 33 | 13% | 264 |
| FL HUD DESTIN, LLC D/B/A GRAND BOULEVARD HEALTH | | 231 | 33 | 13% | 264 |
| VILLAGE DOCTORS OF KEYSTONE | | 193 | 71 | 27% | 264 |
| HEATHER HILL HEALTHCARE CENTER | | 221 | 42 | 16% | 263 |
| SABAL DIRECT PRIMARY CARE, PA | | 217 | 46 | 17% | 263 |
| COLOR GENOMICS, INC. | 2 | 254 | 6 | 2% | 262 |
| THE SPRINGS AT BOCA CIEGA BAY | | 252 | 9 | 3% | 261 |
| PEDIATRIC HEALTHCARE ALLIANCE | | 238 | 22 | 8% | 260 |
| CLIFFORD CHESTER SIMS VA NURSING HOME | | 251 | 9 | 3% | 260 |
| FAMILY CARE PARTNERS OF NORTHEAST FLORIDA LLC | | 192 | 68 | 26% | 260 |
| QUALITOX LABORATORIES | | 105 | 154 | 59% | 259 |
| LIFE CARE CENTER OF WINTER HAVEN | | 241 | 18 | 7% | 259 |
| CONSULATE HEALTHCARE OF KISSIMMEE | | 247 | 12 | 5% | 259 |
| renaissance health and rehabilitation center | | 244 | 15 | 6% | 259 |
| DAVID SCOTT MADWAR MD PA | | 232 | 26 | 10% | 258 |
| FLORIDA WOMAN CARE LABORATORY LLC | | 232 | 26 | 10% | 258 |
| BEAR CREEK NURSING CENTER | | 252 | 4 | 2% | 256 |
| PERSONALIZED GENETIC TESTING | 1 | 162 | 92 | 36% | 255 |
| TIDEWELL HOSPICE INC | | 252 | 3 | 1% | 255 |
| BRISTOL AT TAMPA, THE | 3 | 243 | 8 | 3% | 254 |
| AVANTE AT MT DORA | | 251 | 2 | 1% | 253 |
| MINUTECLINIC LLC #214 | | 210 | 42 | 17% | 252 |
| ROSEN MEDICAL CENTER | | 218 | 33 | 13% | 251 |
| PIONEER CLINICAL LAB LLC | | 192 | 59 | 24% | 251 |
| FLORIDA DEPARTMENT OF HEALTH IN LIBERTY COUNTY | 2 | 168 | 80 | 32% | 250 |
| SAMANTHA WILSON CARE CENTER | 3 | 238 | 9 | 4% | 250 |
| Solaris Healthcare Lake Bennet | | 218 | 32 | 13% | 250 |

COVID-19: testing by laboratory

Data through Jan 24, 2021 verified as of Jan 25, 2021 at 09:25 AM

Data in this report are provisional and subject to change.

The numbers in the table below represent the number of Florida and non-Florida residents for whom test results were received by the Department of Health. A person can be tested by more than one laboratory and can have both positive and negative results. **Therefore, the sum of the numbers in each column will be larger than the total number of people tested.**

| Reporting lab | Inconclusive | Negative | Positive | Percent positive | Total |
|--|--------------|----------|----------|------------------|-------|
| Rehabilitation Center for Park Place LLC | | 243 | 7 | 3% | 250 |
| PIONEER CLINICAL LAB, LLC | | 166 | 83 | 33% | 249 |
| RULEME CENTER | 2 | 225 | 22 | 9% | 249 |
| AVANTE AT LEESBURG INC | | 248 | | | 248 |
| SHELL POINT VILLAGE MEDICAL CENTER | | 246 | 1 | 0% | 247 |
| SILVER CREEK SENIOR LIVING COMMUNITY | | 242 | 5 | 2% | 247 |
| HEALTH PARK CARE CENTER | | 243 | 3 | 1% | 246 |
| LAKE PARK OF MADISON | | 239 | 7 | 3% | 246 |
| CARRINGTON PLACE OF ST PETE LLC | | 242 | 4 | 2% | 246 |
| JACKSON PLAZA NURSING & REHAB CENTER | 3 | 237 | 6 | 2% | 246 |
| PROTEUS MOLECULAR AND CLINICAL LAB | 1 | 148 | 97 | 39% | 246 |
| MARTIN MEMORIAL MEDICAL CENTER LAB | | 128 | 118 | 48% | 246 |
| BROWARD PARTNERSHIP | 3 | 239 | 3 | 1% | 245 |
| SOLARIS HEALTHCARE IMPERIAL | | 239 | 6 | 2% | 245 |
| ELMHURST HOSPITAL CENTER | 1 | 229 | 15 | 6% | 245 |
| The Care Center at Pinellas Park | 1 | 236 | 8 | 3% | 245 |
| MALABAR/ADVENT CENTRA CARE | | 48 | 196 | 80% | 244 |
| BROWARD NURSING & REHABILITATION CTR | 8 | 231 | 5 | 2% | 244 |
| Fernandina Beach Rehabilitation and Nursing Center | | 242 | 2 | 1% | 244 |
| QUICK CARE MED | | 192 | 52 | 21% | 244 |
| HARBOURWOOD | 1 | 238 | 4 | 2% | 243 |
| Heritage Healthcare at Tallahassee | | 239 | 4 | 2% | 243 |
| ROSEWOOD HEALTHCARE & REHABILITATION CENTER | | 239 | 4 | 2% | 243 |
| ARCHER HEALTH VENTURES, LLC | | 217 | 25 | 10% | 242 |
| ORANGE BLOSSOM FAMILY HEALTH | | 225 | 17 | 7% | 242 |
| TALLAHASSEE NHHI LLC | 1 | 214 | 26 | 11% | 241 |
| TUSKAWILLA NURSING AND REHAB CENTER | 2 | 232 | 7 | 3% | 241 |
| GOOD SAMARITAN CARES | | 236 | 5 | 2% | 241 |
| LONGWOOD FAMILY PRACTICE | | 190 | 50 | 21% | 240 |
| SERANADES BY SONATA WEST ORANGE | | 214 | 26 | 11% | 240 |
| BOND CLINIC PA PEDIATRICS DEPT | | 210 | 29 | 12% | 239 |
| Solaris Healthcare Coconut Creek | | 236 | 3 | 1% | 239 |
| KENNEDY PAIN CLINIC GROUP LLC | | 211 | 27 | 11% | 238 |
| PEDIATRIC HEALTH CARE ALLIANCE, PA | | 215 | 22 | 9% | 237 |
| BRENTWOOD RETIREMENT COMMUNITY | 5 | 204 | 28 | 12% | 237 |
| PALM GARDEN OF AVENTURA | | 236 | 1 | 0% | 237 |
| ADVENT HEALTH CENTRA CARE - UNIVERSITY | 1 | 95 | 140 | 59% | 236 |
| RIVERS FAMILY MEDICINE PA | | 172 | 64 | 27% | 236 |
| OAK HAMMOCK AT THE UNIVERSITY OF FLORIDA | | 229 | 6 | 3% | 235 |
| REGENTS PARK AT AVENTURA | | 221 | 14 | 6% | 235 |
| Vi at Lakeside Village Skilled Nursing | | 230 | 5 | 2% | 235 |
| BAYA POINTE NURSING AND REHABILITATION | | 151 | 83 | 35% | 234 |
| AMEERAH LABS, LLC | 2 | 177 | 55 | 24% | 234 |
| BAY TREE CARE AND REHABILITATION CENTER | | 197 | 37 | 16% | 234 |
| FG RAPID RESULTS | 2 | 115 | 117 | 50% | 234 |
| BUREAU OF CLINICAL LABORATORIES | | 197 | 37 | 16% | 234 |

COVID-19: testing by laboratory

Data through Jan 24, 2021 verified as of Jan 25, 2021 at 09:25 AM

Data in this report are provisional and subject to change.

The numbers in the table below represent the number of Florida and non-Florida residents for whom test results were received by the Department of Health. A person can be tested by more than one laboratory and can have both positive and negative results. **Therefore, the sum of the numbers in each column will be larger than the total number of people tested.**

| Reporting lab | Inconclusive | Negative | Positive | Percent positive | Total |
|--|--------------|----------|----------|------------------|-------|
| REHABILITATION CENTER OF LAKE CITY, THE | | 206 | 28 | 12% | 234 |
| MANOR CARE OF NAPLES FL LLC | | 230 | 3 | 1% | 233 |
| MEMPHIS PATHOLOGY LABORATORY | 4 | 212 | 17 | 7% | 233 |
| Bay Breeze Senior Living and Rehabilitation Center | | 181 | 51 | 22% | 232 |
| CHIPOLA HEALTH AND REHAB | | 214 | 17 | 7% | 231 |
| SILVERCREST HEALTH AND REHABILITATION CENTER | 3 | 222 | 6 | 3% | 231 |
| ManorCare Health Services-Palm Harbor | 1 | 229 | | | 230 |
| PALMS REHABILITATION AND HEALTHCARE CENTER | | 216 | 12 | 5% | 228 |
| HCSO OCCUPATIONAL HEALTH AND WELLNESS CENTER | | 173 | 54 | 24% | 227 |
| ADVENT HEALTH CENTRA CARE - COLONIAL TOWN | 1 | 175 | 51 | 22% | 227 |
| TIERRA PINES CENTER | | 216 | 11 | 5% | 227 |
| TGH | | 1 | 226 | 100% | 227 |
| TERRACES OF LAKE WORTH CARE CENTER□ | | 217 | 10 | 4% | 227 |
| MANDARIN PEDIATRICS | | 209 | 17 | 8% | 226 |
| ACCURATE DIAGNOSTIC LABS, INC | | 212 | 14 | 6% | 226 |
| ADVENT HEALTH CENTRA CARE | | 104 | 122 | 54% | 226 |
| LYNN HAVEN SPORTS COMPLEX-WALKON CLINIC | | 20 | 206 | 91% | 226 |
| PARKS HEALTHCARE & REHABILITATION CTR | 4 | 211 | 10 | 4% | 225 |
| ASSOCIATESMD MEDICAL GROUP INC | | 181 | 43 | 19% | 224 |
| AMERICAN HOUSE SENIOR LIVING | | 182 | 42 | 19% | 224 |
| LEHIGH VALLEY GENOMICS | | | 224 | 100% | 224 |
| Sunset Point Center | | 219 | 4 | 2% | 223 |
| SUNLAND MARIANNA COX MEDICAL CENTER | | 187 | 36 | 16% | 223 |
| NATIONS BEST FAMILY HEALTH CARE | | 77 | 146 | 65% | 223 |
| DIGNITY HEALING, LLC | | 212 | 11 | 5% | 223 |
| FAMILY CARE PARTNERS OF NE FLORIDA LLC | | 161 | 61 | 27% | 222 |
| CHILDRENS CLINIC WEST FLORIDA PEDIATRICS | | 198 | 24 | 11% | 222 |
| FLORIDA HEART & VASCULAR MULTISPECIALTY GROUP PA | | 151 | 71 | 32% | 222 |
| ORLANDO VA MEDICAL CENTER | | | 221 | 100% | 221 |
| CROSS POINTE CARE CENTER | 2 | 219 | | | 221 |
| USA HEALTH UNIVERSITY HOSPITAL CLINICAL LABORATORY | 1 | 215 | 5 | 2% | 221 |
| ABBOTT LABORATORIES | | 142 | 78 | 35% | 220 |
| EDGEWATER AT WATERMAN VILLAGE,THE | | 207 | 13 | 6% | 220 |
| MOLECULAR TESTING LABS | | 179 | 41 | 19% | 220 |
| Boynton Beach Rehabilitation Center | 2 | 213 | 4 | 2% | 219 |
| ADDINGTON PLACE AT WELLINGTON GREEN | | 216 | 3 | 1% | 219 |
| W FRANK WELLS NURSING HOME | | 192 | 27 | 12% | 219 |
| WOOD LAKE HEALTH AND REHABILITATION CENTER | | 219 | | | 219 |
| HOLIDAY CVS LLC DBA CVS/PHARMACY #0440 | | 213 | 6 | 3% | 219 |
| WESTWOOD HEALTHCARE SNF | | 183 | 36 | 16% | 219 |
| AVECINA MOBILE | | 118 | 100 | 46% | 218 |
| Lakewood Nursing Center | | 189 | 29 | 13% | 218 |
| LAKE PORT SQUARE | | 200 | 17 | 8% | 217 |
| INTERNAL MEDICINE & PEDIATRICS OF TAMPA BAY PA | | 174 | 43 | 20% | 217 |
| THE MANOR AT CARPENTERS | | 185 | 32 | 15% | 217 |
| ST. CLOUD REGIONAL MEDICAL CENTER | | 199 | 17 | 8% | 216 |

COVID-19: testing by laboratory

Data through Jan 24, 2021 verified as of Jan 25, 2021 at 09:25 AM

Data in this report are provisional and subject to change.

The numbers in the table below represent the number of Florida and non-Florida residents for whom test results were received by the Department of Health. A person can be tested by more than one laboratory and can have both positive and negative results. **Therefore, the sum of the numbers in each column will be larger than the total number of people tested.**

| Reporting lab | Inconclusive | Negative | Positive | Percent positive | Total |
|--|--------------|----------|----------|------------------|-------|
| ADVENTHEALTH EXPRESS CARE AT WALGREENS 49TH STREET | | 175 | 41 | 19% | 216 |
| URGENT CARE EXPRESS LLC | | 1 | 215 | 100% | 216 |
| MIAMI JEWISH HEALTH SYSTEMS, INC | 1 | 207 | 8 | 4% | 216 |
| Consulate Health Care of North Fort Myers | | 203 | 12 | 6% | 215 |
| VETERANS AFFAIRS MEDICAL CENTER - MIAMI | | | 215 | 100% | 215 |
| LAB DOCTOR | | 187 | 27 | 13% | 214 |
| FELLOWSHIP HOME AT THE FAIRWAY LLC | | 208 | 6 | 3% | 214 |
| GATEWAY/ADVENT CENTRA CARE | 1 | 24 | 189 | 88% | 214 |
| FLORIDA CLINICAL LABORATORY-BIOREFERENCE LABORATORIES | | 67 | 147 | 69% | 214 |
| SOUTHWEST ORLANDO FAMILY MEDICINE, PL | | 173 | 41 | 19% | 214 |
| BLOCK, NATION, CHASE, AND SMOLEN FAMILY MEDICINE | | 157 | 56 | 26% | 213 |
| OCALA FAMILY MEDICAL CENTER INC | 1 | 172 | 40 | 19% | 213 |
| HAVEN OF OUR LADY OF PEACE INC | | 205 | 8 | 4% | 213 |
| POCONO MEDICAL CENTER | | 212 | | | 212 |
| PCB CLINIC | | 167 | 45 | 21% | 212 |
| CONSULATE HEALTH CARE OF WINTER HAVEN | | 209 | 3 | 1% | 212 |
| COMMUNITY HEALTH AND REHABILITATION CENTER | | 169 | 43 | 20% | 212 |
| Chatsworth at PGA National, LLC | | 202 | 9 | 4% | 211 |
| SUNRISE DIAGNOSTIC LABORATORY | | 158 | 53 | 25% | 211 |
| CHAUTAUQUA REHABILITATION AND NURSING CENTER | | 202 | 9 | 4% | 211 |
| Lake Port Square Health Center | | 195 | 15 | 7% | 210 |
| BROOKDALE PADDOCK HILLS | | 209 | 1 | 0% | 210 |
| CLINICAL PATHOLOGY LABS INC | | 208 | 2 | 1% | 210 |
| THE PALACE NURSING AND REHABILITATION CENTER | | 209 | | | 209 |
| Taylor Care Center | | 204 | 5 | 2% | 209 |
| PEDIATRICS IN BREVARD PA | | 188 | 21 | 10% | 209 |
| ST CATHERINE'S WEST REHABILITATION HOSPITAL | | 197 | 12 | 6% | 209 |
| DOCTORS MEMORIAL FAMILY MEDICINE | 2 | 142 | 63 | 30% | 207 |
| SIGNATURE HEALTHCARE AT THE COURTYARD | | 160 | 47 | 23% | 207 |
| Cross Gardens Care Center | | 206 | 1 | 0% | 207 |
| ANCIENT CITY PEDIATRICS | | 194 | 12 | 6% | 206 |
| UNIVERSITY OF TAMPA STUDENT HEALTH AND SHC CLINICAL LABORATORY | | 64 | 142 | 69% | 206 |
| ORANGE COUNTY HEALTH DEPT | | 197 | 9 | 4% | 206 |
| BAPTIST PRIMARY CARE, INC | | 188 | 17 | 8% | 205 |
| Parkview Rehabilitation Center at Winter Park | | 201 | 4 | 2% | 205 |
| HOMESTEAD VILLAGE | | 201 | 4 | 2% | 205 |
| Avante at Orlando | | 201 | 3 | 1% | 204 |
| AVON PARK PEDIATRICS INC | 3 | 182 | 19 | 9% | 204 |
| NAPLES CHILDREN'S URGENT CARE | | 164 | 40 | 20% | 204 |
| FULGENT GENETICS | 2 | 163 | 39 | 19% | 204 |
| POLK COUNTY HEALTH DEPARTMENT | | 178 | 24 | 12% | 202 |
| HEALTH FIRST - HOLMES REGIONAL MEDICAL CENTER | | 32 | 170 | 84% | 202 |
| PATHGROUP LABS LLC | | 97 | 104 | 52% | 201 |
| VAMC WEST PALM LAB | | 5 | 196 | 98% | 201 |
| ENCOMPASS HEALTH REHABILITATION HOSPITAL | 5 | 191 | 5 | 2% | 201 |
| Governors Creek Health and Rehabilitation | 1 | 198 | 2 | 1% | 201 |

COVID-19: testing by laboratory

Data through Jan 24, 2021 verified as of Jan 25, 2021 at 09:25 AM

Data in this report are provisional and subject to change.

The numbers in the table below represent the number of Florida and non-Florida residents for whom test results were received by the Department of Health. A person can be tested by more than one laboratory and can have both positive and negative results. **Therefore, the sum of the numbers in each column will be larger than the total number of people tested.**

| Reporting lab | Inconclusive | Negative | Positive | Percent positive | Total |
|--|--------------|----------|----------|------------------|-------|
| NORTH VISTA HOSPITAL LABORATORY | | 163 | 38 | 19% | 201 |
| ADVANCED AMBULATORY SURGERY CENTER | | 189 | 10 | 5% | 199 |
| TRENTON MEDICAL CENTER INC DBA PALMS MEDICAL GROUP | 4 | 140 | 55 | 28% | 199 |
| SOLARIS SENIOR LIVING VERO BEACH | | 192 | 7 | 4% | 199 |
| ADVENT HEALTH - CARROLLWOOD | 4 | 169 | 25 | 13% | 198 |
| Avante at Inverness | | 198 | | | 198 |
| EXCEL PEDIATRICS | | 159 | 39 | 20% | 198 |
| Life Care Center of Punta Gorda | 1 | 186 | 11 | 6% | 198 |
| DEPARTMENT OF HEALTH & HUMAN SERVICES | | 198 | | | 198 |
| Solaris Senior Living North Naples ALF | | 190 | 8 | 4% | 198 |
| ASCENSION MEDICAL GROUP | | 2 | 195 | 99% | 197 |
| FORT MYERS REHABILITATION AND NURSING CENTER | | 173 | 24 | 12% | 197 |
| ESTERO ISLAND MEDICAL CENTER | | 161 | 36 | 18% | 197 |
| RIVERWOOD HEALTH NH LLC | | 157 | 39 | 20% | 196 |
| GLENRIDGE ON PALMER RANCH,THE | | 189 | 7 | 4% | 196 |
| WIREGRASS DIRECT PRIMARY CARE PLLC□ | | 166 | 30 | 15% | 196 |
| CORAL REEF NURSING & REHABILITATION CENTER | | 194 | 2 | 1% | 196 |
| MACTOWN, INC | | 194 | 1 | 1% | 195 |
| AMBULATORY SURGERY CENTER OF BOCA RATON LTD | | 194 | 1 | 1% | 195 |
| LASER & SURGERY CENTER OF THE PALM BEACHES□ | | 193 | 1 | 1% | 194 |
| San Jose Health & Rehabilitation | | 191 | 3 | 2% | 194 |
| AMERICAN FINNISH NURSING HOME | 1 | 187 | 5 | 3% | 193 |
| Bayside Health and Rehabilitation | | 164 | 29 | 15% | 193 |
| FLOMEDILAB | | 19 | 174 | 90% | 193 |
| SUPERIOR RESIDENCES OF PANAMA CITY BEACH | | 187 | 6 | 3% | 193 |
| ATLANTIC URGENT CARE | | 132 | 61 | 32% | 193 |
| CENTERSTONE OF FLORIDA□ | | 179 | 14 | 7% | 193 |
| Orchid Cove at Sarasota | | 192 | 1 | 1% | 193 |
| ELMCROFT PINECREST | 1 | 179 | 12 | 6% | 192 |
| PAVILION FOR HEALTHCARE, THE | | 191 | 1 | 1% | 192 |
| HEALTH LINK DIAGNOSTIC LABORATORIES | | 182 | 9 | 5% | 191 |
| FORT PIERCE HEALTH CARE | | 186 | 5 | 3% | 191 |
| ADVENTHEALTH MEDICAL GROUP PROMPT CAR | 1 | 130 | 60 | 31% | 191 |
| FIRST CHOICE PRIMARY CARE | | 151 | 40 | 21% | 191 |
| Nspire Health Care Kendall | | 181 | 10 | 5% | 191 |
| AMERICAN MEDICAL RESPONSE | | 185 | 4 | 2% | 189 |
| WASHINGTON REHAB AND NURSING | | 180 | 9 | 5% | 189 |
| ADVENT HEALTH - ORLANDO | | 138 | 51 | 27% | 189 |
| NSPIRE HEALTHCARE LAUDERHILL | | 183 | 6 | 3% | 189 |
| BAPTIST PRIMARY CARE INC | 1 | 167 | 21 | 11% | 189 |
| WOMEN'S CARE FLORIDA LABORATORY | | 183 | 5 | 3% | 188 |
| NEO GENOMICS - FORT MYERS | 1 | 181 | 5 | 3% | 187 |
| ABBIEJEAN RUSSELL CARE CENTER□ | | 187 | | | 187 |
| PEDIATRICS BY THE SEA | | 182 | 5 | 3% | 187 |
| KINDRED HOSPITAL | 7 | 177 | 3 | 2% | 187 |
| CYPRESS COVE | | 182 | 5 | 3% | 187 |

COVID-19: testing by laboratory

Data through Jan 24, 2021 verified as of Jan 25, 2021 at 09:25 AM

Data in this report are provisional and subject to change.

The numbers in the table below represent the number of Florida and non-Florida residents for whom test results were received by the Department of Health. A person can be tested by more than one laboratory and can have both positive and negative results. **Therefore, the sum of the numbers in each column will be larger than the total number of people tested.**

| Reporting lab | Inconclusive | Negative | Positive | Percent positive | Total |
|--|--------------|----------|----------|------------------|-------|
| RAINBOW PEDIATRIC CENTER PA | | 172 | 15 | 8% | 187 |
| PRO HEALTH | | 74 | 113 | 60% | 187 |
| FRICKS PHARMACY | | 141 | 45 | 24% | 186 |
| PORT SAINT LUCIE HOSPITAL | | 177 | 9 | 5% | 186 |
| CONSULATE HEALTH CARE OF MELBOURNE | | 183 | 3 | 2% | 186 |
| PLANTATION NURSING & REHAB CENTER | | 186 | | | 186 |
| Whispering Oaks | 9 | 153 | 23 | 12% | 185 |
| BOCA RATON REHABILITATION CENTER | 4 | 178 | 3 | 2% | 185 |
| BAYVIEW CENTER | | 183 | 2 | 1% | 185 |
| CYPRESS POINT LIVING, LLC | | 172 | 13 | 7% | 185 |
| OCEAN REEF MEDICAL CENTER | | 150 | 35 | 19% | 185 |
| ARCPPOINT LABS OF ST PETERSBURG | | 118 | 67 | 36% | 185 |
| SUNSHINE URGENT CARE LLC | | 114 | 71 | 38% | 185 |
| JAMES A HALEY VETERANS HOSPITAL | | | 185 | 100% | 185 |
| ADVENT HEALTH CENTRA CARE - DAYTONA BEACH | | 93 | 92 | 50% | 185 |
| JACKSONVILLE KIDS PEDIATRICS, PLLC | | 161 | 24 | 13% | 185 |
| ADVENT | | 172 | 13 | 7% | 185 |
| Crossbreeze care center | | 183 | 1 | 1% | 184 |
| HOLISTIX TREATMENT CENTERS | | 178 | 6 | 3% | 184 |
| FLORIDA KEYS PEDIATRICS & ADOLESCENT CENTER | | 175 | 9 | 5% | 184 |
| Life Care Center at Inverrary | | 182 | 2 | 1% | 184 |
| ST. JAMES BAY HEALTH AND REHABILITATION CENTER | | 183 | 1 | 1% | 184 |
| ADVENT HEALTH CENTRA CARE - WESLEY CHAPEL | | 13 | 170 | 93% | 183 |
| LAKE VIEW CARE CENTER AT DELRAY | | 177 | 6 | 3% | 183 |
| TRINITY REGIONAL REHAB CENTER | | 168 | 15 | 8% | 183 |
| NADAL PEDIATRICS - VICTORIA STREET (3385) | | 153 | 28 | 15% | 181 |
| Consulate Healthcare of West Palm Beach | | 167 | 14 | 8% | 181 |
| INN AT ASTON GARDENS, THE | | 176 | 5 | 3% | 181 |
| BROOKDALE FORT MYERS CYPRESS LAKE | | 180 | 1 | 1% | 181 |
| ARBOR FACILITY INC | | 180 | | | 180 |
| CENTRA CARE - AZALEA PARK | | 98 | 82 | 46% | 180 |
| OKEECHOBEE COUNTY HEALTH DEPT | 1 | 115 | 63 | 35% | 179 |
| HOLLEY NAVARRE MEDICAL CLINIC | | 126 | 53 | 30% | 179 |
| NIGHT LITE PEDIATRICS WINTER GARDEN | | 144 | 35 | 20% | 179 |
| FINLAY CLINICAL LABORATORY INC | | 36 | 142 | 80% | 178 |
| LAKESIDE NEUROLOGIC | | 170 | 8 | 4% | 178 |
| CONEY ISLAND HOSPITAL | | 171 | 7 | 4% | 178 |
| UCC - WELLINGTON | | 1 | 177 | 99% | 178 |
| ADVENT HEALTH CENTRA CARE - CARROLLWOOD | | 5 | 172 | 97% | 177 |
| ANTHEM LAKES LLC | | 151 | 26 | 15% | 177 |
| NORTH FLORIDA PEDIATRICS - MARIANNA | | 141 | 36 | 20% | 177 |
| Heritage Park Rehabilitation & Healthcare | | 159 | 17 | 10% | 176 |
| BAPTIST HEALTH PRIMARY CARE | 1 | 134 | 41 | 23% | 176 |
| Emory L Bennett State Veterans Nursing Home | | 173 | 2 | 1% | 175 |
| OAKBROOK HEALTH AND REHABILITATION CENTER | 1 | 160 | 14 | 8% | 175 |
| Consulate Health Care of St. Petersburg | | 174 | | | 174 |

COVID-19: testing by laboratory

Data through Jan 24, 2021 verified as of Jan 25, 2021 at 09:25 AM

Data in this report are provisional and subject to change.

The numbers in the table below represent the number of Florida and non-Florida residents for whom test results were received by the Department of Health. A person can be tested by more than one laboratory and can have both positive and negative results. **Therefore, the sum of the numbers in each column will be larger than the total number of people tested.**

| Reporting lab | Inconclusive | Negative | Positive | Percent positive | Total |
|---|--------------|----------|----------|------------------|-------|
| The Inn at Sarasota Bay Club | | 172 | 2 | 1% | 174 |
| MEDICAL CONSULTANTS OF FLORIDA LLC | 1 | 142 | 31 | 18% | 174 |
| TARPON POINT NURSING AND REHABILITATION CENTER | | 170 | 3 | 2% | 173 |
| FLORIDA HEALTH CARE PLAN INC | | 2 | 171 | 99% | 173 |
| PEDIATRIC ASSOCIATES OF OCALA PA | | 152 | 20 | 12% | 172 |
| ASTON GARDENS AT PELICAN MARSH | | 169 | 3 | 2% | 172 |
| PALM BEACH PEDIATRICS PA | 2 | 156 | 14 | 8% | 172 |
| Heartland Healthcare of Ft. Myers | 1 | 171 | | | 172 |
| WATERMARK LAKE POINTE WOODS LLC | | 154 | 18 | 10% | 172 |
| TAVARES PEDIATRICS | | 143 | 28 | 16% | 171 |
| AZALEA TRACE | | 159 | 12 | 7% | 171 |
| DISCOVERY VILLAGE AT MELBOURNE | | 158 | 13 | 8% | 171 |
| PADDOCK RIDGE | | 168 | 3 | 2% | 171 |
| BOND CLINIC, PA | | 120 | 50 | 29% | 170 |
| Life Care Center of Sarasota | | 159 | 11 | 6% | 170 |
| HUNT CLUB PEDIATRIC ASSOCIATES, P.A. | | 142 | 28 | 16% | 170 |
| GOOD SAMARITAN SOCIETY OF DELAND | | 159 | 10 | 6% | 169 |
| WHITE WILSON MEDICAL IMMEDIATE CARE NICEVILLE | | 1 | 168 | 99% | 169 |
| COLONY CLUB ALF,THE | | 156 | 13 | 8% | 169 |
| CANTERFIELD OF CLAY COUNTY | | 132 | 37 | 22% | 169 |
| FHMG FLORIDA HOSPITAL MEDICAL GROUP | | 143 | 25 | 15% | 168 |
| EVENT MED SERVICES LABORATORY | | 165 | 3 | 2% | 168 |
| PANAMA CITY DEVELOPMENTAL CENTER□ | | 168 | | | 168 |
| ORLANDO HEALTH EMERGENCY DEPARTMENT | | 157 | 11 | 7% | 168 |
| ALLSOUTH URGENT CARE | | 6 | 162 | 96% | 168 |
| URGENT CARE OF THE PALM BEACHES, NORTH PALM BEACH | | | 167 | 100% | 167 |
| Concordia Village of Tampa AL | | 163 | 4 | 2% | 167 |
| STATMED QUICK QUALITY CLINIC AT NORTH PINELLAS | | 65 | 101 | 61% | 166 |
| HOSPITAL FOR SPECIAL SURGERY | | 164 | 2 | 1% | 166 |
| CANTERFIELD OF OCALA, LLC | | 156 | 9 | 5% | 165 |
| The Waterford | | 165 | | | 165 |
| ADVENT HEALTH CENTRA CARE - TEMPLE TERRACE | 1 | 103 | 61 | 37% | 165 |
| BORLAND GROOVER CLINIC | 1 | 135 | 29 | 18% | 165 |
| SARNO EXTENDED HOURS | | 104 | 60 | 37% | 164 |
| CHIPOLA MEDICAL ASSOCIATES, LLC | | 106 | 58 | 35% | 164 |
| ONESTOP MEDICAL AND URGENT CARE LLC | | 130 | 34 | 21% | 164 |
| EDGEWOOD NURSING CENTER | | 157 | 7 | 4% | 164 |
| ADVENT HEALTH CENTRA CARE - OVIEDO | | 63 | 101 | 62% | 164 |
| ST MARK VILLAGE | | 160 | 4 | 2% | 164 |
| DOCTORS MEMORIAL HOSPITAL | | 44 | 119 | 73% | 163 |
| CLINICAL ENTERPRISE, INC | | 148 | 15 | 9% | 163 |
| BRADENTON HEALTH CARE | | 163 | | | 163 |
| TRI COUNTY NURSING HOME | | 162 | 1 | 1% | 163 |
| ALL SEASONS NAPLES LLC□ | | 160 | 2 | 1% | 162 |
| LAB CORP | 1 | 93 | 68 | 42% | 162 |
| SOMERBY LAKE NONA | | 154 | 7 | 4% | 161 |

COVID-19: testing by laboratory

Data through Jan 24, 2021 verified as of Jan 25, 2021 at 09:25 AM

Data in this report are provisional and subject to change.

The numbers in the table below represent the number of Florida and non-Florida residents for whom test results were received by the Department of Health. A person can be tested by more than one laboratory and can have both positive and negative results. **Therefore, the sum of the numbers in each column will be larger than the total number of people tested.**

| Reporting lab | Inconclusive | Negative | Positive | Percent positive | Total |
|--|--------------|----------|----------|------------------|-------|
| FLORIDA HEALTH CARE PLANS | | | 161 | 100% | 161 |
| CORAL GABLES NURSING & REHABILITATION CENTER | | 153 | 8 | 5% | 161 |
| NORTH FLORIDA PEDIATRICS PA - DUVAL | | 139 | 22 | 14% | 161 |
| KEYSTONE REHAB | | 160 | | | 160 |
| KR at Hillsborough Lakes/Lutz Healthcare | | 155 | 5 | 3% | 160 |
| DE LUNA HEALTH AND REHABILITATION CENTER | | 144 | 16 | 10% | 160 |
| WALGREENS 10670 | | 143 | 17 | 11% | 160 |
| GREENBRIAR REHABILITATION AND NURSING CENTER | 1 | 159 | | | 160 |
| Surrey Place Healthcare and Rehabilitation | | 158 | 1 | 1% | 159 |
| STEWART SEBASTIAN RIVER MEDICAL CENTER | | 127 | 32 | 20% | 159 |
| LIFE CARE CENTER OF PORT ST. LUCIE | | 151 | 7 | 4% | 158 |
| DISCOVERY VILLAGE AT NAPLES | | 142 | 16 | 10% | 158 |
| WUESTHOFF REF LABORATORY | | | 158 | 100% | 158 |
| VITAS HEALTHCARE CORPORATION | | 156 | 2 | 1% | 158 |
| PRIMECARE OF DOTHAN | | 109 | 49 | 31% | 158 |
| VIERA MANOR ASSISTED LIVING RESIDENCE | | 150 | 7 | 4% | 157 |
| OSPREY VILLAGE AT AMELIA ISLAND LTD | | 150 | 7 | 4% | 157 |
| ARCADIA HEALTH AND REHABILITATION CENTER | | 100 | 57 | 36% | 157 |
| PATRIOT MEDICAL LABORATORIES | | 151 | 6 | 4% | 157 |
| TIMBERRIDGE NURSING HOME & REHAB | | 123 | 33 | 21% | 156 |
| BEACON AT GULF BREEZE, THE | 2 | 147 | 7 | 4% | 156 |
| TUSCAN GARDENS OF VENETIA MANAGEMENT COMPANY | | 150 | 6 | 4% | 156 |
| Englewood Healthcare and Rehab | | 141 | 15 | 10% | 156 |
| PRUITT HEALTH | | 153 | 2 | 1% | 155 |
| COCOA BEACH/ADVENT CENTRA | | 41 | 114 | 74% | 155 |
| LAUREL POINT CARE ACQUISITION LLC DBA SANDGATE GARDENS REHAB AND NURSI | | 146 | 9 | 6% | 155 |
| PALMETTO FACILITY INC | 1 | 153 | | | 154 |
| 24/7 PEDIATRIC CARE CENTERS INC | | 141 | 13 | 8% | 154 |
| VETERANS AFFAIRS ORLANDO VA MEDICAL CENTER | | | 154 | 100% | 154 |
| YOUR FAMILY WALK-IN CLINIC | | 5 | 148 | 97% | 153 |
| EXOSOME DIAGNOSTICS | 1 | 136 | 16 | 10% | 153 |
| PALM HARBOR FAMILY PRACTICE & WALK-IN | | 109 | 44 | 29% | 153 |
| AMELIA MEDICAL CARE | | 15 | 138 | 90% | 153 |
| ARDEN COURTS OF LARGO FL, LLC | | 140 | 13 | 8% | 153 |
| Cross Terrace REhabiitation | | 152 | 1 | 1% | 153 |
| CITRUS HEALTH AND REHAB | | 128 | 24 | 16% | 152 |
| FAWCETT MEMORIAL HOSPITAL-LAB | | 39 | 113 | 74% | 152 |
| CSL PLASMA | | 28 | 123 | 81% | 151 |
| DIAMOND RIDGE | | 147 | 4 | 3% | 151 |
| MAGNOLIA FAMILY URGENT CARE | | 127 | 23 | 15% | 150 |
| NO FLORIDA PEDIATRICS, PA | | 128 | 22 | 15% | 150 |
| WOODBRIIDGE FACILITY INC | | 146 | 4 | 3% | 150 |
| AMA MEDICAL GROUP LLC | | 124 | 26 | 17% | 150 |
| GENE BY GENE | | 61 | 88 | 59% | 149 |
| PRECISION HEALTH RESOURCES, LLC | 1 | 133 | 15 | 10% | 149 |
| ROSECASTLE OF CITRUS | | 130 | 19 | 13% | 149 |

COVID-19: testing by laboratory

Data through Jan 24, 2021 verified as of Jan 25, 2021 at 09:25 AM

Data in this report are provisional and subject to change.

The numbers in the table below represent the number of Florida and non-Florida residents for whom test results were received by the Department of Health. A person can be tested by more than one laboratory and can have both positive and negative results. **Therefore, the sum of the numbers in each column will be larger than the total number of people tested.**

| Reporting lab | Inconclusive | Negative | Positive | Percent positive | Total |
|---|--------------|----------|----------|------------------|-------|
| CAYUGA MEDICAL CENTER AT ITHACA | | 146 | 3 | 2% | 149 |
| TUSCAN GARDENS OF PALM COAST | | 145 | 3 | 2% | 148 |
| MATHISON RETIREMENT COMMUNITY, INC | | 141 | 7 | 5% | 148 |
| ADVENT HEALTH CARE CENTER | | 139 | 9 | 6% | 148 |
| Chatham Glen Healthcare and Rehabilitation Center | | 143 | 5 | 3% | 148 |
| BENDERSON FAMILY SKILLED NURSING AND □ | | 133 | 15 | 10% | 148 |
| THE RESIDENCE AT TIMBER PINES | 4 | 132 | 12 | 8% | 148 |
| BAY VUE NURSING AND REHABILITATION CENTER | | 138 | 10 | 7% | 148 |
| EDWARD J HEALEY REHAB & NURSING CENTER | | 147 | | | 147 |
| MIRACLE HILL NURSING & REHABILITATION CENTER INC | | 142 | 5 | 3% | 147 |
| WALGREENS 3173 | | 135 | 12 | 8% | 147 |
| FIRST CHOICE PEDIATRICS SEMORAN | | 80 | 67 | 46% | 147 |
| SANDY PINES | 2 | 131 | 14 | 10% | 147 |
| ADVENT HEALTH CENTRA CARE - ST. CLOUD | | 131 | 15 | 10% | 146 |
| GOLD CHOICE SENIOR COMMUNITIES | | 106 | 40 | 27% | 146 |
| ROSECASTLE OF ZEPHRHILLS | | 143 | 2 | 1% | 145 |
| LEESBURG PEDIATRICS | | 135 | 10 | 7% | 145 |
| REGENCY CARE OF BLOUNTSTOWN LLC | | 135 | 10 | 7% | 145 |
| GUEST HOUSE OCALA, THE | | 142 | 3 | 2% | 145 |
| REFUAH HEALTH CENTER LABORATORY | | 138 | 6 | 4% | 144 |
| SUWANNEE VALLEY NURSING CENTER | | 134 | 10 | 7% | 144 |
| NCRNC INC | | 140 | 4 | 3% | 144 |
| Quail Run Health Care Center | | 143 | | | 143 |
| JEFFERY WEINZWEIG | | 2 | 141 | 99% | 143 |
| Coastal Health and Rehabilitation Center | | 135 | 8 | 6% | 143 |
| ABSOLUTE GENOMICS | 1 | 89 | 53 | 37% | 143 |
| BARKLEY PLACE | 1 | 138 | 4 | 3% | 143 |
| FAMILY EXPRESS URGENT CARE | | | 143 | 100% | 143 |
| US MEDICAL CARE, INC | | 127 | 15 | 11% | 142 |
| PALM BEACH COUNTY HEALTH DEPT LAB | 4 | 132 | 6 | 4% | 142 |
| ADVENT HEALTH - LAKE NONA | | 120 | 22 | 15% | 142 |
| ZON BEACHSIDE LLC □ | | 117 | 25 | 18% | 142 |
| MEADOWCREST FAMILY PHYSICIANS | | 92 | 50 | 35% | 142 |
| UNITED CLINICAL LABORATORIES | | 132 | 9 | 6% | 141 |
| GLADES HEALTH CARE CENTER | | 138 | 3 | 2% | 141 |
| PORT ST LUCIE REHABILITATION AND HEALTHCARE | | 98 | 43 | 30% | 141 |
| SARAPATH DIAGNOSTICS | | 47 | 94 | 67% | 141 |
| VENICE REGIONAL BAYFRONT HEALTH (PULMONARY) | | 126 | 14 | 10% | 140 |
| MOBILE INFIRMARY MED CENTER PATH LAB | | 125 | 15 | 11% | 140 |
| Gulf Coast Healthcare (Longwood Health and Rehab | | 118 | 21 | 15% | 139 |
| ADVENT HEALTH CENTRA CARE - WINTER GARDEN | | 74 | 65 | 47% | 139 |
| NEW YORK CITY DEPARTMENT OF HEALTH & MENTAL | | 114 | 25 | 18% | 139 |
| Sunnyside Nursing Home | | 136 | 3 | 2% | 139 |
| WRIGHTS HEALTH CARE AND REHABILITATION CENTER | | 108 | 30 | 22% | 138 |
| ARTHREX MEDICAL CENTER | | 48 | 90 | 65% | 138 |
| MORSELIFE MEMORY CARE RESIDENCE | | 132 | 6 | 4% | 138 |

COVID-19: testing by laboratory

Data through Jan 24, 2021 verified as of Jan 25, 2021 at 09:25 AM

Data in this report are provisional and subject to change.

The numbers in the table below represent the number of Florida and non-Florida residents for whom test results were received by the Department of Health. A person can be tested by more than one laboratory and can have both positive and negative results. **Therefore, the sum of the numbers in each column will be larger than the total number of people tested.**

| Reporting lab | Inconclusive | Negative | Positive | Percent positive | Total |
|--|--------------|----------|----------|------------------|-------|
| LAKEVIEW INTERNAL MEDICINE | | 88 | 50 | 36% | 138 |
| AMERICAN PATHOLOGY PARTNERS | | 136 | 2 | 1% | 138 |
| MEDIPATH LLC | | 2 | 136 | 99% | 138 |
| BRIGHTON EGGERT PHARMACY INC | | 133 | 5 | 4% | 138 |
| MANOR AT BLUEWATER BAY | | 131 | 6 | 4% | 137 |
| ADVENT HEALTH CENTRA CARE - CITRUS PARK | | 9 | 128 | 93% | 137 |
| PPC-LAB EDI ORCHARD BI | | 129 | 8 | 6% | 137 |
| MILLENNIUM LAB SERVICES | | | 137 | 100% | 137 |
| ADVENT HEALTH CENTRA CARE - ORANGE CITY | 1 | 53 | 82 | 60% | 136 |
| HEALTH CARE DISTRICT OF PALM BEACH COUNTY | 1 | 41 | 94 | 69% | 136 |
| PONTE VEDRA GARDENS | | 135 | 1 | 1% | 136 |
| The Crossroads | | 135 | 1 | 1% | 136 |
| PRECISION GENETICS, INC | | 132 | 3 | 2% | 135 |
| LUIS A GHIGLINO MD PA | | 131 | 4 | 3% | 135 |
| DOCTORS MEMORIAL FAMILY PRACTICE | 2 | 101 | 32 | 24% | 135 |
| ADVENT HEALTH CENTRA CARE - DELAND | | 28 | 107 | 79% | 135 |
| IRL MARKET LAB ALACHUA | | 104 | 31 | 23% | 135 |
| LABORATORY OF FLORIDA | | 83 | 52 | 39% | 135 |
| ADVANCED MEDICAL CENTER | | 86 | 48 | 36% | 134 |
| SOUTH BALDWIN REGIONAL MEDICAL CENTER | | 126 | 8 | 6% | 134 |
| UNIVERSITY OF MIAMI | | 14 | 120 | 90% | 134 |
| DAYSRING VILLAGE | | 112 | 22 | 16% | 134 |
| JACKSONVILLE NURSING AND REHAB CENTER | | 128 | 5 | 4% | 133 |
| FORT WALTON REHABILITATION CENTER | | 96 | 37 | 28% | 133 |
| SUNNY HILLS ALF OF SEBRING INC | | 123 | 10 | 8% | 133 |
| FHMG-FLORIDA HOSPITAL MEDICAL GROUP | | 112 | 21 | 16% | 133 |
| THE REHABILITATION CENTER OF LAKE CITY | | 127 | 5 | 4% | 132 |
| LAKEVIEW TERRACE RETIREMENT COMMUNITY | | 117 | 15 | 11% | 132 |
| ADVENT HEALTH CENTRA CARE - LONGWOOD | | 26 | 106 | 80% | 132 |
| ADVENTHEALTH CENTRA CARE TRINITY | | 114 | 18 | 14% | 132 |
| GRAVITY DIAGNOSTICS, LLC | | 36 | 96 | 73% | 132 |
| PROVIDENCE HOSPITAL LABORATORY | | 124 | 8 | 6% | 132 |
| OAKS OF KISSIMMEE HEALTH AND REHABILITATION CENTER | | 129 | 2 | 2% | 131 |
| SEAGRASS VILLAGE FLEMING ISLAND | | 107 | 24 | 18% | 131 |
| MID FLORIDA PATHOLOGY LLC MOBILE UNIT #4 | | 87 | 44 | 34% | 131 |
| LA MER NH LLC | | 127 | 4 | 3% | 131 |
| INTEGRATED REGIONAL LABORATORIES | | 119 | 12 | 9% | 131 |
| GRACE PEDIATRICS | | 107 | 24 | 18% | 131 |
| THE WELLNESS CENTER AT LAKEWOOD RANCH | | 43 | 88 | 67% | 131 |
| LONGWOOD HEALTH AND REHABILITATION CENTER | | 125 | 6 | 5% | 131 |
| ADVENT HEALTH CENTRA CARE - AZALEA PARK | | 112 | 18 | 14% | 130 |
| WEDGEWOOD HEALTHCARE CENTER | | 90 | 40 | 31% | 130 |
| DOCTOR'S IN HOUSE LABORATORY | | 18 | 111 | 86% | 129 |
| CENTRACARE | | 17 | 112 | 87% | 129 |
| BMHSI-AEL MICROBIOLOGY LABORATORY | 2 | 102 | 25 | 19% | 129 |
| LabCorp L#09258090 M#09258105 | | 73 | 55 | 43% | 128 |

COVID-19: testing by laboratory

Data through Jan 24, 2021 verified as of Jan 25, 2021 at 09:25 AM

Data in this report are provisional and subject to change.

The numbers in the table below represent the number of Florida and non-Florida residents for whom test results were received by the Department of Health. A person can be tested by more than one laboratory and can have both positive and negative results. **Therefore, the sum of the numbers in each column will be larger than the total number of people tested.**

| Reporting lab | Inconclusive | Negative | Positive | Percent positive | Total |
|--|--------------|----------|----------|------------------|-------|
| TRI-COUNTY NURSING HOME | | 117 | 11 | 9% | 128 |
| FAMILY EXTENDED CARE OF CENTRAL TAMPA | | 113 | 15 | 12% | 128 |
| PEDIATRICS OF GREATER ORLANDO | | 113 | 15 | 12% | 128 |
| DAIRY ROAD URGENT CARE | | 70 | 58 | 45% | 128 |
| GESSLER CLINIC PA | | 98 | 29 | 23% | 127 |
| PINNACLES PEDS CARE PA | | 127 | | | 127 |
| ST ANTHONYS REHABILITATION HOSPITAL | 6 | 119 | 2 | 2% | 127 |
| ADVANCED MEDICAL GROUP | | 1 | 126 | 99% | 127 |
| NORTH FLORIDA INTERNAL MEDICINE PA | | 101 | 26 | 20% | 127 |
| SPRINGS AT LAKE POINTE WOODS | | 125 | 2 | 2% | 127 |
| GRAVITY DIAGNOSTICS | | 43 | 83 | 66% | 126 |
| HILLSBOROUGH COUNTY DEVELOPMENTAL CTR | 1 | 117 | 8 | 6% | 126 |
| AFTER HOURS PEDIATRICS INC | 1 | 1 | 123 | 98% | 125 |
| CORE BIO LABS | | 76 | 49 | 39% | 125 |
| FOUNTAIN INN NURSING & REHABILITATION CTR, INC | | 119 | 6 | 5% | 125 |
| SOUTH CAMPUS FACILITY INC | | 119 | 5 | 4% | 124 |
| THE CLUB AND REHABILITATION CENTER | | 123 | 1 | 1% | 124 |
| PALMS MEDICAL GROUP HIGH SPRINGS | | 103 | 21 | 17% | 124 |
| NATURE COAST MEDICAL GROUP | | 50 | 74 | 60% | 124 |
| REGENCY PARK | | 106 | 18 | 15% | 124 |
| THE ARLINGTON OF NAPLES INC. | | 121 | 3 | 2% | 124 |
| BAY EDUCATORS WELLNESS CENTER | | 75 | 49 | 40% | 124 |
| LIFE CARE CENTER OF ALTAMONTE SPRINGS | | 102 | 22 | 18% | 124 |
| MV MEDICAL PRACTICE DBA PRIMARY URGENT CARE | | 116 | 7 | 6% | 123 |
| ISLAND HEALTH AND REHABILITATION CENTER | | 122 | 1 | 1% | 123 |
| SHOAL CREEK REHABILITATION CENTER | | 80 | 42 | 34% | 122 |
| CROSSWINDS HEALTH AND REHABILITATION CENTER | | 122 | | | 122 |
| VI AT BENTLEY VILLAGE HOME CARE | | 122 | | | 122 |
| MANOR CARE OF PALM HARBOR | | 122 | | | 122 |
| WESLEY HAVEN VILLA | 1 | 113 | 8 | 7% | 122 |
| ADVENT HEALTH CENTRA CARE - BRANDON | | 30 | 91 | 75% | 121 |
| COQUINA CENTER | | 118 | 3 | 2% | 121 |
| CHARTER SENIOR LIVING OF PANAMA CITY BEACH | | 101 | 20 | 17% | 121 |
| PARKVIEW HEALTH | | 121 | | | 121 |
| WIMAUMA COMMUNITY HEALTH CENTER | | 94 | 27 | 22% | 121 |
| NOVARI CARE LLC | | 86 | 35 | 29% | 121 |
| COASTAL INTERNAL MEDICINE | | 92 | 28 | 23% | 120 |
| PROVISTA DIAGNOSTICS, INC | | 117 | 3 | 3% | 120 |
| MEYER PEDIATRICS | | 107 | 13 | 11% | 120 |
| BOSTON RED SOX CLUB LP | | 117 | 2 | 2% | 119 |
| CHILDREN MED CARE INC | | 101 | 18 | 15% | 119 |
| STEWART MEDICAL GROUP | | 34 | 85 | 71% | 119 |
| FOUNTAINS OF HOPE LLC, THE | | 118 | 1 | 1% | 119 |
| MATHISON RETIREMENT COMMUNITY | | 114 | 5 | 4% | 119 |
| PALMS FACILITY INC | | 104 | 15 | 13% | 119 |
| URGENT CARE TCMA | | | 119 | 100% | 119 |

COVID-19: testing by laboratory

Data through Jan 24, 2021 verified as of Jan 25, 2021 at 09:25 AM

Data in this report are provisional and subject to change.

The numbers in the table below represent the number of Florida and non-Florida residents for whom test results were received by the Department of Health. A person can be tested by more than one laboratory and can have both positive and negative results. **Therefore, the sum of the numbers in each column will be larger than the total number of people tested.**

| Reporting lab | Inconclusive | Negative | Positive | Percent positive | Total |
|---|--------------|----------|----------|------------------|-------|
| Lakeside Nursing and Rehabilitation Center | 1 | 92 | 25 | 21% | 118 |
| VILLAGE PLACE NH LLC | | 94 | 24 | 20% | 118 |
| Hampton Court Nursing and Rehabilitation Center | | 117 | 1 | 1% | 118 |
| LCS SANDHILL COVE LLC DBA | 3 | 110 | 5 | 4% | 118 |
| COASTAL HEALTH AND REHAB | | 110 | 8 | 7% | 118 |
| ASAP LABS LLC | | 106 | 12 | 10% | 118 |
| RDX BIOSCIENCE | | 60 | 58 | 49% | 118 |
| WORKPLACE SCREENING INTELLIGENCE | | | 118 | 100% | 118 |
| QUEENS HOSPITAL CENTER | | 111 | 7 | 6% | 118 |
| NEIGHBORHOOD MEDICAL CENTER | | 112 | 5 | 4% | 117 |
| SONATA DELRAY BEACH | | 109 | 8 | 7% | 117 |
| Nemours Children's Urgent Care | | 80 | 36 | 31% | 116 |
| ARDEN COURTS OF TAMPA | | 115 | 1 | 1% | 116 |
| LEE COUNTY SCHOOL DISTRICT | 1 | 108 | 7 | 6% | 116 |
| BARTON HEALTH ALLIANCE | | 83 | 33 | 28% | 116 |
| BELVEDERE COMMONS OF FORT WALTON BEACH | | 107 | 9 | 8% | 116 |
| FARAH MEDICAL | | 107 | 9 | 8% | 116 |
| WALGREENS 6221 | | 104 | 11 | 10% | 115 |
| ALL FLORIDA FAMILY AND SPORTS MEDICINE | | 101 | 14 | 12% | 115 |
| MINUTECLINIC DIAGNOSTIC OF RHODE ISLAND, LLC #729 | | 111 | 4 | 3% | 115 |
| PHYSICIANS REGIONAL MEDICAL CENTER - PINE RIDGE | | 19 | 95 | 83% | 114 |
| MILLER BIOCONNECT | | 95 | 19 | 17% | 114 |
| RDV SPORTSPLEX PEDIATRICS | | 94 | 20 | 18% | 114 |
| SUNFLOWER SPRINGS ASSISTED LIVING | | 105 | 8 | 7% | 113 |
| TUSCAN ISLE CHAMPIONSGATE OP CO LLC | | 110 | 2 | 2% | 112 |
| ADVENTHEALTH CENTRA CARE WINTER HAVEN | | 3 | 109 | 97% | 112 |
| NORTH FL SOUTH GA HCS-MALCOM RANDALL VAMC | | | 112 | 100% | 112 |
| TREASURE COAST MEDICAL ASSOCIATES | | 4 | 108 | 96% | 112 |
| WILLOW BROOKE COURT AT AZALEA TRACE | | 112 | | | 112 |
| ALLIED HEALTH FORT PIERCE | | 112 | | | 112 |
| HIALEAH SHORES NURSING AND REHAB CENTER | | 103 | 8 | 7% | 111 |
| CENTRA CARE - HUNTER'S CREEK | | 52 | 59 | 53% | 111 |
| Signature healthcare of Jacksonville | | 106 | 5 | 5% | 111 |
| LAKE HOUSE ASSISTED LIVING | | 93 | 17 | 15% | 110 |
| SEASIDE HEALTH AND REHABILITATION CENTER | | 53 | 57 | 52% | 110 |
| SUNY UPSTATE MEDICAL UNIVERSITY | | 104 | 6 | 5% | 110 |
| DIAGNOSTIC LABORATORY OF OKLAHOMA | | 87 | 22 | 20% | 109 |
| TIFFANY HALL NURSING AND REHAB CENTER | | 100 | 9 | 8% | 109 |
| BROOKDALE COLONIAL PARK | 2 | 106 | 1 | 1% | 109 |
| CLEARWATER STATMED QUICK QUALITY CLINICS | | 36 | 73 | 67% | 109 |
| PHYSICIANS REGIONAL CLINIC | | 82 | 26 | 24% | 108 |
| MG PORT CHARLOTTE II SUBTENANT LLC | | 97 | 11 | 10% | 108 |
| FLAGLER COUNTY DETENTION CENTER | | 106 | 2 | 2% | 108 |
| CRANE CENTER | | 80 | 28 | 26% | 108 |
| EVANS HEALTH CARE | | 106 | 2 | 2% | 108 |
| RITECARE MEDICAL CENTER | | 62 | 46 | 43% | 108 |

COVID-19: testing by laboratory

Data through Jan 24, 2021 verified as of Jan 25, 2021 at 09:25 AM

Data in this report are provisional and subject to change.

The numbers in the table below represent the number of Florida and non-Florida residents for whom test results were received by the Department of Health. A person can be tested by more than one laboratory and can have both positive and negative results. **Therefore, the sum of the numbers in each column will be larger than the total number of people tested.**

| Reporting lab | Inconclusive | Negative | Positive | Percent positive | Total |
|---|--------------|----------|----------|------------------|-------|
| GRAND OAKS HEALTH & REHABILITATION | | 106 | 1 | 1% | 107 |
| ANGELS DIAGNOSTIC GROUP | | 86 | 21 | 20% | 107 |
| GULF COAST MEDICAL CENTER | | 104 | 3 | 3% | 107 |
| SONATA COCONUT CREEK | 2 | 89 | 16 | 15% | 107 |
| SURREY PLACE CARE CENTER | | 102 | 5 | 5% | 107 |
| ADVENT HEALTH CENTRA CARE - SANFORD | | 28 | 79 | 74% | 107 |
| ADVENTHEALTH HOSPICE CARE CENTRAL FLORIDA | | 107 | | | 107 |
| ST PETERSBURG PEDIATRICS-SEMINOLE BLVD | | 83 | 23 | 22% | 106 |
| MINUTECLINIC LLC #4987 | | 92 | 14 | 13% | 106 |
| PALM BEACH COUNTY FIREFIGHTERS HEALTH CLINIC, LLC | | 83 | 23 | 22% | 106 |
| HEART OF FLORIDA REGIONAL MED CTR | | 35 | 71 | 67% | 106 |
| FLORIDA DEPARTMENT OF HEALTH IN LAKE COUNTY | 1 | 68 | 37 | 35% | 106 |
| 220 GOLDEN, LLC | 1 | 90 | 15 | 14% | 106 |
| RESEARCH CENTERS OF AMERICA, LLC | | 86 | 20 | 19% | 106 |
| BAY VIEW HEALTHCARE | | 85 | 21 | 20% | 106 |
| MEDICAL CONSULTANTS OF FLORIDA DBA | 1 | 90 | 14 | 13% | 105 |
| MONTEFIORE MEDICAL CENTER LABORATORIES - MOSES | | 95 | 9 | 9% | 104 |
| CARENOW URGENT CARE - LAKE MARY | | | 104 | 100% | 104 |
| UNIVERSITY MEDICAL CENTER SUITES | | 91 | 13 | 13% | 104 |
| CHERRY OAK PALM BEACH COUNTY | | 98 | 6 | 6% | 104 |
| ARDEN COURTS OF FORT MYERS | | 102 | 2 | 2% | 104 |
| WILLOWBROOKE COURT AT ST ANDREWS ESTATES | | 99 | 5 | 5% | 104 |
| FAWCETT MEMORIAL HOSPITAL LABORATORY | | | 104 | 100% | 104 |
| GRANDE, THE | 2 | 98 | 4 | 4% | 104 |
| ISLAND URGENT CARE PLLC DBA AFC URGENT CARE | | 102 | 1 | 1% | 103 |
| PROMPT CARE OF CENTRAL FLORIDA | | | 103 | 100% | 103 |
| AMERICAN HOUSE-BONITA SPRINGS | | 102 | 1 | 1% | 103 |
| FLORIDA HEALTH CARE PLANS INC | | 1 | 102 | 99% | 103 |
| SMILEY MEDICAL GROUP | | 75 | 28 | 27% | 103 |
| HOBDARI FAMILY HEALTH LLC | | 72 | 31 | 30% | 103 |
| IQBAL A FARUQUI MD | | 80 | 23 | 22% | 103 |
| BROOKDALE OF SPRING HILL | 4 | 99 | | | 103 |
| ALTAMONTE MD | | | 102 | 100% | 102 |
| NADAL PEDIATRICS | | 86 | 16 | 16% | 102 |
| PREDICTIVE LABORATORIES, INC | 1 | 89 | 12 | 12% | 102 |
| CLINICA HISPANA | | 1 | 101 | 99% | 102 |
| KINDRED HOSPITAL THE PALM BEACHES | | 97 | 5 | 5% | 102 |
| PANAMA PHARMACY | 3 | 83 | 16 | 16% | 102 |
| PLANT CITY PEDIATRICS | | 87 | 15 | 15% | 102 |
| ADVENT HEALTH CENTRA CARE - HUNTERS CREEK | 3 | 56 | 42 | 42% | 101 |
| HEARTLAND PEDIATRICS OF LAKE PLACID PA | | 86 | 15 | 15% | 101 |
| NO FLORIDA PEDIATRICS, PA - BRADFORD | | 86 | 15 | 15% | 101 |
| EAST NEW YORK DIAGNOSTIC AND TREATMENT | | 96 | 5 | 5% | 101 |
| ARDEN COURTS OF DELRAY BEACH FL LLC | 3 | 97 | 1 | 1% | 101 |
| HARBORCHASE OF VERO BEACH | | 89 | 11 | 11% | 100 |
| WHITE-WILSON MEDICAL CENTER - FORT WALTON BEACH | | 95 | 5 | 5% | 100 |

COVID-19: testing by laboratory

Data through Jan 24, 2021 verified as of Jan 25, 2021 at 09:25 AM

Data in this report are provisional and subject to change.

The numbers in the table below represent the number of Florida and non-Florida residents for whom test results were received by the Department of Health. A person can be tested by more than one laboratory and can have both positive and negative results. **Therefore, the sum of the numbers in each column will be larger than the total number of people tested.**

| Reporting lab | Inconclusive | Negative | Positive | Percent positive | Total |
|--|--------------|----------|----------|------------------|-------|
| MD 365 MEDICAL CARE | | 99 | 1 | 1% | 100 |
| DOLPHIN POINTE HEALTH CARE LLC | | 85 | 15 | 15% | 100 |
| CLARE BRIDGE OF SARASOTA | | 99 | 1 | 1% | 100 |
| SUNCOAST URGENT CARE | | 70 | 30 | 30% | 100 |
| Consulate Health Care of Port Charlotte | | 98 | 2 | 2% | 100 |
| Courtyards of Orlando Care Center | | 94 | 6 | 6% | 100 |
| THE COURTYARD ASSISTED LIVING | | 96 | 4 | 4% | 100 |
| PHYSICIAN PARTNERS PERRY | | 45 | 54 | 55% | 99 |
| NAVY HOSPITAL | | | 99 | 100% | 99 |
| HAWKINS FAMILY MEDICINE LLC | | 61 | 38 | 38% | 99 |
| CABANA AT JENSEN DUNES, THE | | 98 | 1 | 1% | 99 |
| CENTRAL FLORIDA HEALTH CARE | | 47 | 52 | 53% | 99 |
| HUNT CLUB PEDIATRIC ASSOCIATES PA | | 52 | 47 | 47% | 99 |
| PLAZA OF HALLANDALE BEACH | | 98 | | | 98 |
| FLORIDA COMMUNITY HEALTH CENTERS INC | | | 98 | 100% | 98 |
| TRADITION MEDICAL CENTER LABORATORY | | 48 | 50 | 51% | 98 |
| PINELLAS CARE CENTER | | 71 | 27 | 28% | 98 |
| SEMINOLE COUNTY HEALTH DEPARTMENT | | 79 | 19 | 19% | 98 |
| GEORGIA DEPARTMENT OF PUBLIC HEALTH | | 1 | 97 | 99% | 98 |
| URINEGOODHANDS LLC | | 96 | 2 | 2% | 98 |
| ADVENT HEALTH CENTRA CARE - APOPKA NORTH | | 71 | 26 | 27% | 97 |
| VILLAGE PEDIATRICS LLC | | 74 | 23 | 24% | 97 |
| CARENOW LAKE MARY | | | 97 | 100% | 97 |
| HEALTH CENTERS AT BRENTWOOD | | 96 | 1 | 1% | 97 |
| SUMMERFIELD EMERGENCY ROOM | | 76 | 21 | 22% | 97 |
| GLOBAL CENTRAL LABS AT PPD | 2 | 87 | 8 | 8% | 97 |
| KINDRED HOSPITAL-BAY AREA-ST PETERSBURG LAB | 1 | 90 | 5 | 5% | 96 |
| WELL HEALTH WORKS | 1 | 85 | 10 | 10% | 96 |
| VISTA MANOR | | 92 | 4 | 4% | 96 |
| FINNISH AMERICAN REST HOME-ALF | | 94 | 2 | 2% | 96 |
| FLORIDA ATLANTIC UNIVERSITY STUDENT HEALTH | | 76 | 20 | 21% | 96 |
| ARCPPOINT LABS OF SARASOTA MANATEE | | 29 | 67 | 70% | 96 |
| WHITE PLAINS HOSPITAL CENTER LAB | | 92 | 4 | 4% | 96 |
| BAYSHORE MEMORY CARE | | 96 | | | 96 |
| PEDIATRIC ASSOCIATES ORLANDO | | 82 | 14 | 15% | 96 |
| DEVANSH LAB WERKS INC | | 79 | 16 | 17% | 95 |
| ADVENT HEALTH CENTRA CARE - KISSIMMEE | | 61 | 34 | 36% | 95 |
| SIGNATURE HEALTHCARE OF PORT CHARLOTTE | | 88 | 7 | 7% | 95 |
| CROSS CITY REHABILITATION AND HEALTH CARE CENTER | | 72 | 23 | 24% | 95 |
| THE TERRACE OF KISSIMMEE | | 80 | 15 | 16% | 95 |
| ARBOR TRAIL | | 77 | 18 | 19% | 95 |
| WESTCHESTER MEDICAL CENTER | | 93 | 2 | 2% | 95 |
| BROWARD HEALTH CORAL SPRINGS EPIDEMIOLOGY DEPT | | 1 | 94 | 99% | 95 |
| CHARLES CROFT MD | 1 | 92 | 1 | 1% | 94 |
| North Lake Care Center | | 93 | 1 | 1% | 94 |
| PICH KTM CORP DBA MEDTOWN PHARMACY | | 79 | 15 | 16% | 94 |

COVID-19: testing by laboratory

Data through Jan 24, 2021 verified as of Jan 25, 2021 at 09:25 AM

Data in this report are provisional and subject to change.

The numbers in the table below represent the number of Florida and non-Florida residents for whom test results were received by the Department of Health. A person can be tested by more than one laboratory and can have both positive and negative results. **Therefore, the sum of the numbers in each column will be larger than the total number of people tested.**

| Reporting lab | Inconclusive | Negative | Positive | Percent positive | Total |
|--|--------------|----------|----------|------------------|-------|
| TGH URGENT CARE – SEMINOLE | | | 94 | 100% | 94 |
| STERLING HOUSE OF DELAND | | 94 | | | 94 |
| WELLOW URGENT CARE PC | | 94 | | | 94 |
| DIAGNOSTIC SOLUTIONS | | 3 | 91 | 97% | 94 |
| PEDIATRIC SPECIALISTS MEDICAL GROUP□ | 1 | 84 | 9 | 10% | 94 |
| UNIVERSITY HEALTH SYSTEM INC | | 84 | 10 | 11% | 94 |
| AYERS HEALTH & REHABILITATION CENTER | | 90 | 4 | 4% | 94 |
| SOUTH BALDWIN MEDICAL CENTER GULF SHORES | | 74 | 20 | 21% | 94 |
| HOSPICE OF ST FRANCIS INC□ | | 90 | 3 | 3% | 93 |
| MARKET STREET VIERA | | 92 | 1 | 1% | 93 |
| VILLAGES REGIONAL HOSPITAL SURGERY CENTER LLC, THE | | 73 | 20 | 22% | 93 |
| VITAS HEALTHCARE CORPORATION OF FLORIDA | | 91 | 2 | 2% | 93 |
| VIPEDIATRICS PLLC | | 86 | 7 | 8% | 93 |
| DB MD | | 85 | 7 | 8% | 92 |
| CLEVELAND CLINIC FOUNDATION | | 12 | 80 | 87% | 92 |
| MAINSTREAM DIAGNOSTIC LABORATORY LLC | | 80 | 12 | 13% | 92 |
| FAMILY MEDICAL CARE OF PALM BEACH | | 41 | 50 | 55% | 91 |
| ST MARK ASSISTED LIVING CENTER | 1 | 79 | 11 | 12% | 91 |
| WHITE WILSON MEDICAL CENTER IMMEDIATE CARE | | 9 | 82 | 90% | 91 |
| HERON CLUB AT PRESTANCIA | | 89 | 2 | 2% | 91 |
| CITRUS MEMORIAL HOSPITAL | | | 91 | 100% | 91 |
| WESTWOOD NURSING & REHAB | | 61 | 30 | 33% | 91 |
| HURLBURT FIELD CLINIC | | 39 | 52 | 57% | 91 |
| KORGENE LAB | 1 | 23 | 66 | 73% | 90 |
| VILLA MARIA WEST SKILLED NURSING FACILITY | | 84 | 6 | 7% | 90 |
| Avante at Melbourne | | 90 | | | 90 |
| ADVENT HEALTH CENTRA CARE - WATERMAN | | 78 | 12 | 13% | 90 |
| KEYS MEDICAL GROUP | | | 90 | 100% | 90 |
| VIERA HOSPITAL | | | 89 | 100% | 89 |
| KALEIDA HEALTH CENTER FOR LABORATORY | | 83 | 6 | 7% | 89 |
| Cross Landings Health and Rehabilitation | | 88 | 1 | 1% | 89 |
| MY CLINICAL LAB INC | | 17 | 72 | 81% | 89 |
| ADVENTHEALTH EXPRESS CARE AT | | 58 | 31 | 35% | 89 |
| AVERO DIAGNOSTICS | | 64 | 24 | 27% | 88 |
| LATE HOURS URGENT CARE | | 50 | 38 | 43% | 88 |
| VILLAS OF HOLLY BROOK - BRADENTON 14TH | | 88 | | | 88 |
| SUMMIT MEDICAL GROUP | | 79 | 9 | 10% | 88 |
| CITRUS MEMORIAL HEALTH SYSTEM LAB | | 2 | 86 | 98% | 88 |
| GOVERNOR'S CREEK HEALTH & REHABILITATION | | 87 | 1 | 1% | 88 |
| BRANDON HEALTH AND REHABILITATION CENTER | 1 | 85 | 1 | 1% | 87 |
| ADVENT HEALTH - PALM HARBOR ER | | 64 | 23 | 26% | 87 |
| MACADAMS HOME HEALTH AGENCY | | 86 | 1 | 1% | 87 |
| WELLINGTON REGIONAL MEDICAL CENTER | | 70 | 17 | 20% | 87 |
| PACIFIC ANALYTICS | | | 87 | 100% | 87 |
| DISCOVERY VILLAGE AT THE FORUM | | 86 | | | 86 |
| ST PETERSBURG PEDIATRICS-EAST BAY | | 64 | 22 | 26% | 86 |

COVID-19: testing by laboratory

Data through Jan 24, 2021 verified as of Jan 25, 2021 at 09:25 AM

Data in this report are provisional and subject to change.

The numbers in the table below represent the number of Florida and non-Florida residents for whom test results were received by the Department of Health. A person can be tested by more than one laboratory and can have both positive and negative results. **Therefore, the sum of the numbers in each column will be larger than the total number of people tested.**

| Reporting lab | Inconclusive | Negative | Positive | Percent positive | Total |
|---|--------------|----------|----------|------------------|-------|
| BIODESIX, INC. | | 65 | 21 | 24% | 86 |
| CONSULATE HEALTH CARE OF SARASOTA□ | | 86 | | | 86 |
| FREEDOM INN AT TARPON SPRINGS | | 81 | 5 | 6% | 86 |
| JOHN KNOX VILLAGE OF FLORIDA ALF | 1 | 83 | 2 | 2% | 86 |
| MAGNOLIA DIAGNOSTIC | | 2 | 84 | 98% | 86 |
| JPR URGENT MEDICAL CARE | | 85 | | | 85 |
| NAVARRE GARDENS LLC | | 62 | 23 | 27% | 85 |
| NORTH FLORIDA SPINE AND WELLNESS | | 66 | 19 | 22% | 85 |
| ADVENT HEALTH CENTRA CARE - SOUTH ORANGE | | 69 | 16 | 19% | 85 |
| LIFE BRITE | | 71 | 14 | 16% | 85 |
| MIAMI SHORES NURSING & REHAB | | 85 | | | 85 |
| W. FRANK WELLS NURSING HOME | | 84 | 1 | 1% | 85 |
| HARBORCHASE OF NAPLES | | 72 | 13 | 15% | 85 |
| CLYDE E LASSEN STATE VETERANS NURSING HOME | | 59 | 25 | 30% | 84 |
| DOS OF NORTH SHORES NURSING & REHAB CENTER | | 84 | | | 84 |
| LECONTE MEDICAL CENTER LAB | | 66 | 18 | 21% | 84 |
| NITE LITE PEDIATRICS – JACKSONVILLE | | 76 | 8 | 10% | 84 |
| NSPIRE HEALTHCARE TAMARAC | | 80 | 4 | 5% | 84 |
| PINES OF SARASOTA GARDEN | | 84 | | | 84 |
| CAREMOUNT MEDICAL - PATHOLOGY | | 81 | 3 | 4% | 84 |
| STUART LODGE LIVING LLC | | 61 | 23 | 27% | 84 |
| MIAMI BEACH COMMUNITY HEALTH CENTER | | 1 | 83 | 99% | 84 |
| HOLISTIC PEDIATRICS GROUP LLC | | 71 | 13 | 15% | 84 |
| QUICK CARE MED PL CR | | 80 | 4 | 5% | 84 |
| SEA PINES REHABILITATION HOSPITAL | | 83 | 1 | 1% | 84 |
| QPS, LLC | | 81 | 2 | 2% | 83 |
| J FRANK AVEY MD | | 65 | 18 | 22% | 83 |
| LABCORP EMPLOYER SERVICES | | 82 | 1 | 1% | 83 |
| SANDY RIDGE CENTER FOR REHABILITATION AND HEALING | | 71 | 12 | 14% | 83 |
| LODGE HEALTH AND REHABILITATION CENTER, THE | | 62 | 21 | 25% | 83 |
| LAFAYETTE NURSING AND REHABILITATION CENTER | | 81 | 2 | 2% | 83 |
| ISLAND DOCTORS | | 8 | 74 | 90% | 82 |
| SEAVIEW NURSING AND REHABILITATION CENTER | | 82 | | | 82 |
| SEMINOLE SPORTS AND FAMILY MEDICINE | | 72 | 10 | 12% | 82 |
| THE PAVILION FOR HEALTH CARE | | 72 | 10 | 12% | 82 |
| RIVERSIDE RECOVERY OF TAMPA | | 81 | 1 | 1% | 82 |
| LAB | | 29 | 53 | 65% | 82 |
| LAKE GIBSON VILLAGE, LLC | | 80 | 2 | 2% | 82 |
| RIDGEWOOD DIAGNOSTIC LABORATORY | | 77 | 4 | 5% | 81 |
| RESTORE HEALTH URGENT CARE | | 22 | 59 | 73% | 81 |
| WALTON PLACE | | 81 | | | 81 |
| PINELLAS COUNTY JAIL | | | 81 | 100% | 81 |
| ORLANDO LUTHERAN TOWERS ASSISTED LIVING | | 81 | | | 81 |
| BIO-TECH CLINICAL LABORATORIES | | 41 | 40 | 49% | 81 |
| LANDMARK, THE | | 38 | 43 | 53% | 81 |
| East Bay Rehabilitation Center | | 47 | 34 | 42% | 81 |

COVID-19: testing by laboratory

Data through Jan 24, 2021 verified as of Jan 25, 2021 at 09:25 AM

Data in this report are provisional and subject to change.

The numbers in the table below represent the number of Florida and non-Florida residents for whom test results were received by the Department of Health. A person can be tested by more than one laboratory and can have both positive and negative results. **Therefore, the sum of the numbers in each column will be larger than the total number of people tested.**

| Reporting lab | Inconclusive | Negative | Positive | Percent positive | Total |
|---|--------------|----------|----------|------------------|-------|
| PEDIATRICS IN BREVARD PA- ROCKLEDGE | | 54 | 27 | 33% | 81 |
| MIDWAY PRIMARY CARE, LLC | | 79 | 2 | 2% | 81 |
| ARBOR GLEN AT ARBOR TRACE | 2 | 70 | 8 | 10% | 80 |
| ADVENT HEALTH CENTRA CARE - POINCIANA | | 35 | 45 | 56% | 80 |
| AMERICAN FAMILY MEDICAL LLC | | 48 | 32 | 40% | 80 |
| PRIME HEALTH OF NORTH PORT LLC | | 73 | 7 | 9% | 80 |
| VETERANS AFFAIRS MEDICAL CENTER - PALO ALTO | | 28 | 51 | 65% | 79 |
| BALMORAL TENANT SERVICES INC | 1 | 43 | 35 | 44% | 79 |
| MAGNOLIA MEDICAL CLINIC | | 10 | 69 | 87% | 79 |
| TGH URGENT CARE - TYRONE | | 2 | 77 | 97% | 79 |
| CATHOLIC HEALTH SYSTEM DEPT LABORATORY | | 77 | 2 | 3% | 79 |
| NORTH FLORIDA EVALUATION AND TREATMENT CENTER | 1 | 73 | 5 | 6% | 79 |
| CBS LABS OF TAMPA LLC | | 3 | 76 | 96% | 79 |
| MACCLENNY NURSING AND REHAB | | 65 | 14 | 18% | 79 |
| SONATA WEST | | 77 | 2 | 3% | 79 |
| CRYSTAL RIVER HEALTH & REHAB | | 79 | | | 79 |
| MEMORY CARE OF NAPLES | | 79 | | | 79 |
| EDGEWATER AT WATERMAN VILLAGE | | 78 | 1 | 1% | 79 |
| Crystal Health & Rehab Center | | 77 | 2 | 3% | 79 |
| LABCORP RTP | | 31 | 47 | 60% | 78 |
| CANOPY ON BERRYHILL, THE | | 48 | 30 | 38% | 78 |
| WEST COAST FAMILY MEDICAL CARE | | 58 | 20 | 26% | 78 |
| MARTIN ACQUISITION 1 LLC DBA | | 66 | 12 | 15% | 78 |
| SOUTH GEORGIA MEDICAL CENTER | | 48 | 30 | 38% | 78 |
| PENSACOLA PEDIATRICS, PA | | 64 | 14 | 18% | 78 |
| LABFIRST - DEPARTMENT OF PATHOLOGY | | 75 | 3 | 4% | 78 |
| PALMS EDGE | 1 | 71 | 6 | 8% | 78 |
| SEVEN HILLS HEALTH AND REHABILITATION CENTER | | 61 | 16 | 21% | 77 |
| MICRO PATH LABORATORIES INC | | 75 | 2 | 3% | 77 |
| KINDRED HOSPITAL MELBOURNE | | 75 | 2 | 3% | 77 |
| SONNIS PEDIATRICS PA | | 66 | 11 | 14% | 77 |
| STONY BROOK UNIVERSITY MEDICAL CENTER | | 65 | 12 | 16% | 77 |
| HIGHLANDS MEDICAL CENTER | | 74 | 3 | 4% | 77 |
| ORANGE CITY NURSING AND REHAB | | 75 | 2 | 3% | 77 |
| ERIE COUNTY MEDICAL CTR CLINICAL LABS | | 73 | 4 | 5% | 77 |
| TRUE NORTH HEALTH NAVIGATION LLC DBA DISPATCHHEALTH | 1 | 60 | 16 | 21% | 77 |
| HOSPICE OF THE TREASURE COAST | | 74 | 3 | 4% | 77 |
| The Grove Health and Rehabilitation | | 56 | 21 | 27% | 77 |
| HOSPICE OF THE EMERALD COAST INC - PANAMA CITY | 2 | 70 | 5 | 6% | 77 |
| PLYMOUTH HOME FOR ADULTS, INC. | 8 | 68 | 1 | 1% | 77 |
| DEPARTMENT OF HEALTH BUREAU OF FAMILY | | 76 | 1 | 1% | 77 |
| BENTON HOUSE AT OAKLEAF | | 51 | 26 | 34% | 77 |
| Madison Health and Rehabilitation Center | | 42 | 35 | 45% | 77 |
| WINDSOR REFLECTIONS | | 75 | 1 | 1% | 76 |
| DYNAMIC MEDICAL USA | | | 76 | 100% | 76 |
| NORTH PORT REHABILITATION AND NURSING CENTER | | 75 | 1 | 1% | 76 |

COVID-19: testing by laboratory

Data through Jan 24, 2021 verified as of Jan 25, 2021 at 09:25 AM

Data in this report are provisional and subject to change.

The numbers in the table below represent the number of Florida and non-Florida residents for whom test results were received by the Department of Health. A person can be tested by more than one laboratory and can have both positive and negative results. **Therefore, the sum of the numbers in each column will be larger than the total number of people tested.**

| Reporting lab | Inconclusive | Negative | Positive | Percent positive | Total |
|---|--------------|----------|----------|------------------|-------|
| CLINICAL PATHOLOGY ASSOCIATES-SONIC REFERENCE LAB | | 76 | | | 76 |
| ARDEN COURTS OF SEMINOLE | | 75 | 1 | 1% | 76 |
| HUNTSVILLE HOSPITAL LABORATORY | | 51 | 24 | 32% | 75 |
| MOBILE PHYSICIAN SERVICES INC | | 67 | 8 | 11% | 75 |
| ADVENTHEALTH EXPRESSCARE | | 45 | 30 | 40% | 75 |
| S-H THIRTY-FIVE OPCO- PORT ST LUCIE, LLC | 1 | 74 | | | 75 |
| NEW SMYRNA BEACH URGENT CARE | | | 75 | 100% | 75 |
| BOND CLINIC PA | | 43 | 32 | 43% | 75 |
| FIRSTCARE CLINIC | | 33 | 42 | 56% | 75 |
| MIAMI VA HEALTHCARE SYSTEM | | | 75 | 100% | 75 |
| ATRIUM AT LIBERTY PARK | | 71 | 4 | 5% | 75 |
| LAKE MORTON PLAZA | | 72 | 3 | 4% | 75 |
| MEDICATION ROOMS-CSU/CI NURSE STATION | 1 | 67 | 7 | 9% | 75 |
| IMA MEDICAL GROUP | | 37 | 37 | 50% | 74 |
| NOAH CLINICAL LABORATORY | | 63 | 11 | 15% | 74 |
| PARK OF THE PALMS INC | | 74 | | | 74 |
| Mt Sinai Aventura | | | 74 | 100% | 74 |
| WINDSOR OF LAKEWOOD RANCH,THE | | 74 | | | 74 |
| WHITE WILSON MEDICAL CENTER PA - NAVARRE | | 3 | 71 | 96% | 74 |
| WINDSOR OAKS | | 73 | 1 | 1% | 74 |
| The Crossings | | 74 | | | 74 |
| MINUTECLINIC DIAGNOSTIC OF SOUTH CAROLINA, LLC | | 64 | 9 | 12% | 73 |
| SCOTT LAKE HEALTH AND REHABILITATION CENTER | | 71 | 2 | 3% | 73 |
| PROMEDICA LABORATORIES | | 21 | 52 | 71% | 73 |
| Centre Pointe Health and Rehabilitation Center | | 67 | 6 | 8% | 73 |
| KINDRED HOSPITAL NORTH FLORIDA | 2 | 66 | 5 | 7% | 73 |
| CONSULATE HEALTH CARE - LAKE MARY | | 72 | 1 | 1% | 73 |
| ELMCROFT OF BELLA VITA | | 64 | 8 | 11% | 72 |
| HUNTINGTON HOSPITAL LABORATORY | | 69 | 3 | 4% | 72 |
| HAVEN OF OUR LADY OF PEACE | | 72 | | | 72 |
| BROOKDALE FORT MYERS THE COLONY | | 68 | 4 | 6% | 72 |
| ALTERNATIVE LIVING, INC DBA TWIN CITIES PAVILION | | 72 | | | 72 |
| ADVENT HEALTH - DELTONA ER | | 44 | 28 | 39% | 72 |
| HEALTH FIRST - PALM BAY HOSPITAL | | 2 | 70 | 97% | 72 |
| BROWARD HEALTH MEDICAL CENTER | | 3 | 69 | 96% | 72 |
| BROOKDALE OVIEDO | | 70 | 2 | 3% | 72 |
| KINDRED HOSPITAL - SOUTH FLORIDA | | 71 | | | 71 |
| MD 365 MEDICAL CARE PLLC | | 71 | | | 71 |
| AMMON LABS | | 61 | 10 | 14% | 71 |
| ADVANCED LAB | | 67 | 4 | 6% | 71 |
| GRAND OAKS OF JENSEN BEACH LLC | | 71 | | | 71 |
| The Ponce Therapy Care Center | | 67 | 4 | 6% | 71 |
| DOUGLAS T JACOBSON STATE VETERANS HOME | | 71 | | | 71 |
| STERLING HOUSE OF TALLAHASSEE | 3 | 62 | 6 | 8% | 71 |
| QUICK CARE MED LLC | 1 | 59 | 10 | 14% | 70 |
| SUMMIT MEDICAL GROUP PA | | 63 | 7 | 10% | 70 |

COVID-19: testing by laboratory

Data through Jan 24, 2021 verified as of Jan 25, 2021 at 09:25 AM

Data in this report are provisional and subject to change.

The numbers in the table below represent the number of Florida and non-Florida residents for whom test results were received by the Department of Health. A person can be tested by more than one laboratory and can have both positive and negative results. **Therefore, the sum of the numbers in each column will be larger than the total number of people tested.**

| Reporting lab | Inconclusive | Negative | Positive | Percent positive | Total |
|--|--------------|----------|----------|------------------|-------|
| SUNCOAST COMMUNITY HEALTH CENTERS PEDIATRICS | | 21 | 49 | 70% | 70 |
| STERLING HOUSE OF PUNTA GORDA | | 70 | | | 70 |
| CENTRAL BALDWIN IMMEDIATE CARE & FAMILY PRACTICE | | 54 | 16 | 23% | 70 |
| Highlands Regional Hospital | | 63 | 7 | 10% | 70 |
| CRAIG BERGER MD PL D/B/A BAY AREA EYE INSTITUTE | | 70 | | | 70 |
| MEMORIAL MANOR | | 70 | | | 70 |
| EMBRY RIDDLE AERONAUTICAL UNIVERSITY HEALTH SERVICES | | | 70 | 100% | 70 |
| SUNSHINE GARDENS | | 69 | | | 69 |
| WALGREENS 9627 | | 63 | 6 | 9% | 69 |
| MINNESOTA TWINS | | 66 | 3 | 4% | 69 |
| FLAGLER COLLEGE HEALTH SERVICES | | 48 | 21 | 30% | 69 |
| ADVENTHEALTH MEDICAL GROUP FAMILY MEDICINE AT | | 51 | 18 | 26% | 69 |
| A COUNTRY PLACE ASSISTED LIVING FACILITY | | 68 | 1 | 1% | 69 |
| PARKSIDE INN | 3 | 64 | 2 | 3% | 69 |
| USF HEALTH MORSANI CENTER | | 5 | 64 | 93% | 69 |
| SUMMIT AT VENICE | 2 | 63 | 4 | 6% | 69 |
| POINTE, THE | | 66 | 3 | 4% | 69 |
| EAST ALABAMA MEDICAL CENTER LABORATORY | | 58 | 11 | 16% | 69 |
| SENIOR LIVING VII TAMPA LLC | 1 | 59 | 9 | 13% | 69 |
| A2Z DIAGNOSTICS | | 68 | 1 | 1% | 69 |
| NAPHCARE, INC AT MANATEE COUNTY JAIL | | 44 | 25 | 36% | 69 |
| SIMED LABORATORY | | 57 | 12 | 17% | 69 |
| HERITAGE HEALTHCARE AND REHABILITATION CENTER | | 69 | | | 69 |
| OPPENHEIMER PLASTIC SURGERY LLC | | 64 | 5 | 7% | 69 |
| Oakhurst Center | | 65 | 3 | 4% | 68 |
| WATERCREST ST LUCIE WEST | 1 | 64 | 3 | 4% | 68 |
| CENTRAL FLORIDA HEALTHCARE GROUP LLC | | 54 | 14 | 21% | 68 |
| Avante at St Cloud, Inc. | | 66 | 2 | 3% | 68 |
| AEL- MEMPHIS | | 17 | 51 | 75% | 68 |
| LAB PLUS, LLC AT SAINT THOMAS WEST HOSPITAL | | 54 | 14 | 21% | 68 |
| JACKSONVILLE UNIVERSITY | | 64 | 4 | 6% | 68 |
| ST PETERSBURG PEDIATRICS-PARK BLVD | | 56 | 12 | 18% | 68 |
| SAN JOSE SENIOR CARE LLC | 1 | 43 | 24 | 35% | 68 |
| SUNCOAST OPTIMAL WELLNESS | | 23 | 45 | 66% | 68 |
| PANCARE HEALTH GULF COUNTY | | 50 | 18 | 26% | 68 |
| DAYSRING SENIOR LIVING LLC | | 66 | 2 | 3% | 68 |
| EC OPCO CARROLLWOOD LLC | | 61 | 6 | 9% | 67 |
| CHAMBREL AT ISLAND LAKE | | 64 | 3 | 4% | 67 |
| PLANTATION GENERAL HOSPITAL CLINICAL LAB | | 26 | 41 | 61% | 67 |
| MD LABS | | 40 | 27 | 40% | 67 |
| ASHRAF MEDICAL GROUP PLLC DBA PULSE MD | | 64 | 2 | 3% | 66 |
| BEACHES PEDIATRICS PA | | 62 | 4 | 6% | 66 |
| MCW MENTAL HEALTH LLC | | 64 | 2 | 3% | 66 |
| VIERA DEL MAR HEALTH AND REHABILITATION CENTER | | 63 | 3 | 5% | 66 |
| ASSOCIATED CLINICAL LABORATORIES | | 59 | 7 | 11% | 66 |
| FLORIDA PEDIATRIC GROUP | | 27 | 39 | 59% | 66 |

COVID-19: testing by laboratory

Data through Jan 24, 2021 verified as of Jan 25, 2021 at 09:25 AM

Data in this report are provisional and subject to change.

The numbers in the table below represent the number of Florida and non-Florida residents for whom test results were received by the Department of Health. A person can be tested by more than one laboratory and can have both positive and negative results. **Therefore, the sum of the numbers in each column will be larger than the total number of people tested.**

| Reporting lab | Inconclusive | Negative | Positive | Percent positive | Total |
|--|--------------|----------|----------|------------------|-------|
| SAMIR EBEID MD | | 59 | 7 | 11% | 66 |
| CHEEK AND SCOTT DRUGS INC | | 58 | 8 | 12% | 66 |
| ST VINCENT'S BIRMINGHAM | | 62 | 4 | 6% | 66 |
| MEASE MANOR INC | | 62 | 4 | 6% | 66 |
| MEDEX MEDICAL EXPRESS OF PALATKA | | | 66 | 100% | 66 |
| CENTURY CENTER FOR REHABILITATION & HEALING | | 48 | 17 | 26% | 65 |
| STONY BROOK SOUTHAMPTON | | 64 | 1 | 2% | 65 |
| OKEECHOBEE URGENT CARE | | 17 | 48 | 74% | 65 |
| Peninsula Care and Rehab | | 58 | 7 | 11% | 65 |
| GENPATH | | | 65 | 100% | 65 |
| CLERMONT URGENT CARE | | | 65 | 100% | 65 |
| CL BRUMBACK PRIMARY CARE CLINICS | | 16 | 49 | 75% | 65 |
| ELLENTON PEDIATRICS PA | | 57 | 8 | 12% | 65 |
| OAK MANOR NURSING HOME | | 62 | 3 | 5% | 65 |
| HAWTHORN HOUSE | | 54 | 11 | 17% | 65 |
| GV NAPLES OPCO, LLC | | 64 | 1 | 2% | 65 |
| TUSCAN ISLE OPERATING COMPANY LLC DBA | | 61 | 3 | 5% | 64 |
| MED EXPRESS | | 6 | 58 | 91% | 64 |
| NEMOURS CHILDRENS PRIMARY CARE OVIEDO | | 51 | 13 | 20% | 64 |
| RARITAN BAY PERTH AMBOY | | 58 | 6 | 9% | 64 |
| ADVANCED EMURGENT CARE | | 27 | 37 | 58% | 64 |
| OUT OF STATE | | 40 | 24 | 38% | 64 |
| BROOKDALE ORANGE PARK | | 64 | | | 64 |
| GREENLEAF ALF | | 63 | 1 | 2% | 64 |
| EISENHOWER ARMY MEDICAL CENTER | | 60 | 4 | 6% | 64 |
| JOSEPH L MORSE GERIATRIC CENTER | 2 | 59 | 3 | 5% | 64 |
| NXGEN MDX | | 20 | 44 | 69% | 64 |
| AVANTE AT OCALA INC | | 55 | 9 | 14% | 64 |
| SUMMER VISTA ASSISTED LIVING | | 38 | 25 | 40% | 63 |
| WADSWORTH HEALTH CENTER | | 60 | 3 | 5% | 63 |
| MED COMP SCIENCES | | 1 | 62 | 98% | 63 |
| VIERA HEALTH AND REHABILITATION CENTER | | 62 | 1 | 2% | 63 |
| DELAND WELLNESS CENTER | | | 63 | 100% | 63 |
| PENNSYLVANIA DEPT OF HEALTH | | 20 | 43 | 68% | 63 |
| APC PEDIATRICS AT RYE ROAD MEDICAL PARK | | 63 | | | 63 |
| MEDI CLINIC SARASOTA INC | | 62 | 1 | 2% | 63 |
| F&T MEDICAL RESEARCH, INC | | 63 | | | 63 |
| SANIBEL INTERNAL MEDICINE, LLC | | 60 | 2 | 3% | 62 |
| EXPERTUS LABORATORIES INC | | 24 | 38 | 61% | 62 |
| OVERLOOK HOSPITAL LABORATORY | | 57 | 5 | 8% | 62 |
| EXACT SCIENCES LABORATORIES, LLC | | 15 | 47 | 76% | 62 |
| CATHOLIC HEALTH SERVICES REGIONAL LAB | | 55 | 7 | 11% | 62 |
| AMERICAN FAMILY MEDICAL | | 48 | 13 | 21% | 61 |
| ISLAND COAST PEDIATRICS | | 56 | 5 | 8% | 61 |
| WASHINGTON REHABILITATION AND NURSING CENTER | | 51 | 10 | 16% | 61 |
| Stratford Court of Palm Harbor | | 51 | 10 | 16% | 61 |

COVID-19: testing by laboratory

Data through Jan 24, 2021 verified as of Jan 25, 2021 at 09:25 AM

Data in this report are provisional and subject to change.

The numbers in the table below represent the number of Florida and non-Florida residents for whom test results were received by the Department of Health. A person can be tested by more than one laboratory and can have both positive and negative results. **Therefore, the sum of the numbers in each column will be larger than the total number of people tested.**

| Reporting lab | Inconclusive | Negative | Positive | Percent positive | Total |
|---|--------------|----------|----------|------------------|-------|
| BROWARD HEALTH MEDICAL CENTER CLINICAL LAB | | | 61 | 100% | 61 |
| BOND CLINIC DR ELDEEB | | 35 | 26 | 43% | 61 |
| PANCARE HEALTH - MALONE CLINIC | | 56 | 5 | 8% | 61 |
| EMERALD COAST HOSPICE | | 60 | 1 | 2% | 61 |
| JACKSON COUNTY HEALTH DEPARTMENT | | 27 | 33 | 55% | 60 |
| ARBOR TERRACE SAN JOSE LLC | 3 | 56 | 1 | 2% | 60 |
| SOUTHLAND SUITES OF ORMOND BEACH | 1 | 59 | | | 60 |
| LENOX HILL HOSPITAL | | 54 | 6 | 10% | 60 |
| LAKELAND REGIONAL HEALTH | | 36 | 24 | 40% | 60 |
| TWIN CREEKS ASSISTED LIVING & MEMORY CARE | | 57 | 3 | 5% | 60 |
| ELAN BUENA VISTA | | 47 | 13 | 22% | 60 |
| FLORIDA DEPARTMENT OF HEALTH IN TAYLOR COUNTY | | 29 | 31 | 52% | 60 |
| FHMG LAKE MARY PEDS | | 47 | 12 | 20% | 59 |
| ATMORE COMMUNITY HOSPITAL LABORATORY | | 40 | 19 | 32% | 59 |
| PANIRA HEALTHCARE CLINIC | | 2 | 57 | 97% | 59 |
| VITAS HEALTHCARE | | 55 | 4 | 7% | 59 |
| RITECARE MED CTR H | | | 59 | 100% | 59 |
| MILLENIUM PHYSICIANS GROUP | | 1 | 58 | 98% | 59 |
| REGENTS PARK OF BOCA RATON | | 57 | 2 | 3% | 59 |
| BIOTECH | | 52 | 7 | 12% | 59 |
| BIG BOCA SMILES LLC | | 57 | 2 | 3% | 59 |
| LAKE HOWELL FAMILY MEDICINE ASSOCIATES | | 50 | 9 | 15% | 59 |
| CENTRA CARE POINCIANA | 1 | 45 | 13 | 22% | 59 |
| INTERNAL LAB | | 50 | 9 | 15% | 59 |
| PORT CHARLOTTE REHABILITATION CENTER | | 50 | 9 | 15% | 59 |
| THREE OAKS PHARMACY INC | | 55 | 3 | 5% | 58 |
| Golfview Healthcare Center | | 58 | | | 58 |
| JUNO DERMATOLOGY LLC | | 53 | 5 | 9% | 58 |
| VETERANS AFFAIRS MEDICAL CENTER - GULF COAST | | 27 | 31 | 53% | 58 |
| GEORGE SAFRAN MD PC | | 53 | 5 | 9% | 58 |
| THE CANOPY AT BERRYHILL | | 58 | | | 58 |
| NORTH SHORE MEDICAL LABS | 1 | 52 | 5 | 9% | 58 |
| LAKE REGIONAL URGENT CARE | | 2 | 56 | 97% | 58 |
| MINUTECLINIC DIAGNOSTIC OF TEXAS, LLC | | 51 | 7 | 12% | 58 |
| ALTAMONTE PEDIATRIC ASSOCIATES | | 31 | 27 | 47% | 58 |
| PUBLIC SQUARE PHARMACY LLC | | 44 | 14 | 24% | 58 |
| Margate Health and Rehabilitation Center | | 56 | 2 | 3% | 58 |
| NORTH SHORE UNIVERSITY HOSPITAL LABORATORY | | 51 | 6 | 11% | 57 |
| MENTAL HEALTH CARE INC | | 48 | 9 | 16% | 57 |
| ALZHEIMERS CARE CENTER OF VIERA LTD | | 37 | 20 | 35% | 57 |
| CARE CENTERS OF NASSAU | | 55 | 2 | 4% | 57 |
| PALM BAY URGENT CARE | | 28 | 29 | 51% | 57 |
| SAMFORD UNIVERSITY HEALTH SERVICES | | 56 | 1 | 2% | 57 |
| KAPG FLEMING ISLAND SENIOR HOUSING OPCO LLC | 1 | 56 | | | 57 |
| ASCENSION SACRED HEART BAY LABORATORY | | 54 | 3 | 5% | 57 |
| JERICO URGENT CARE | | 54 | 3 | 5% | 57 |

COVID-19: testing by laboratory

Data through Jan 24, 2021 verified as of Jan 25, 2021 at 09:25 AM

Data in this report are provisional and subject to change.

The numbers in the table below represent the number of Florida and non-Florida residents for whom test results were received by the Department of Health. A person can be tested by more than one laboratory and can have both positive and negative results. **Therefore, the sum of the numbers in each column will be larger than the total number of people tested.**

| Reporting lab | Inconclusive | Negative | Positive | Percent positive | Total |
|--|--------------|----------|----------|------------------|-------|
| SEMINOLE TRIBE OF FLORIDA | | 41 | 16 | 28% | 57 |
| MALCOM RANDALL DEPT OF VAMC | | | 57 | 100% | 57 |
| EAGLES WATCH CLUSTER | | 47 | 9 | 16% | 56 |
| LAKELAND REGIONAL HEALTH LAKE MIRIAM | | 24 | 32 | 57% | 56 |
| TIFFANY HALL NURSING AND REHAB | | 44 | 12 | 21% | 56 |
| WILSON MEMORIAL REGIONAL MEDICAL CENTER | | 52 | 4 | 7% | 56 |
| TUKA PEDIATRICS | | 7 | 49 | 88% | 56 |
| HORIZON ALF | | 55 | 1 | 2% | 56 |
| BAPTIST HEALTH SOUTH FLORIDA - WEST BOCA URGENT CARE | | 34 | 22 | 39% | 56 |
| FLORIDA MEDICAL CLINIC LLC | | 36 | 20 | 36% | 56 |
| CENTRA CARE - CONWAY | | 21 | 35 | 63% | 56 |
| TBI RESIDENTIAL SERVICES, INC. | | 44 | 11 | 20% | 55 |
| KENDALL REGIONAL MEDICAL CENTER LAB | 3 | | 52 | 95% | 55 |
| HOSPICE OF MARTIN & ST LUCIE, INC | | 53 | 2 | 4% | 55 |
| ARBOR OAKS AT TYRONE | 5 | 50 | | | 55 |
| ROHR HOME | | 52 | 3 | 5% | 55 |
| HIGHLANDS URGENT CARE | | | 55 | 100% | 55 |
| PREMIER MEDICAL ASSOCIATES ALL FLORIDA LLC | | 54 | 1 | 2% | 55 |
| INDIGO MANOR | | 22 | 33 | 60% | 55 |
| SONATA HUNTERS CREEK | | 47 | 8 | 15% | 55 |
| ROSECASTLE AT DELANEY CREEK | | 54 | 1 | 2% | 55 |
| CORAL GABLES HOSPITAL | | | 55 | 100% | 55 |
| PRIMECARE AT TWIN LAKES | | | 55 | 100% | 55 |
| DIATHERIX LABORATORIES | | 25 | 30 | 55% | 55 |
| COOPER FAMILY MEDICAL PLLC | | 41 | 14 | 25% | 55 |
| D PEDIATRICS | | 51 | 3 | 6% | 54 |
| LUTHERAN HAVEN ASSISTED LIVING | | 54 | | | 54 |
| ADVENT HEALTH - PALM COAST | | 1 | 53 | 98% | 54 |
| JUNIPER VILLAGE AT NAPLES | | 53 | 1 | 2% | 54 |
| ACE BIOMEDICAL LABS LLC | | 44 | 10 | 19% | 54 |
| BIOREFERENCE LABORATORIES | | 4 | 50 | 93% | 54 |
| SACRED HEART HEALTH SYSTEM INC | | 36 | 18 | 33% | 54 |
| ST. CLOUD MEDICAL GROUP | | 54 | | | 54 |
| PSL NAPLES BH OPERATIONS, LLC | | 54 | | | 54 |
| STEINHATCHEE FAMILY MEDICAL CENTER | 1 | 47 | 6 | 11% | 54 |
| CLERMONT HEALTH AND REHAB | | 40 | 14 | 26% | 54 |
| VENICE REGIONAL MEDICAL CENTER BAYFRONT HEALTH | | 12 | 42 | 78% | 54 |
| SARASOTA CO. HEALTH DEPT # 58 | | 40 | 14 | 26% | 54 |
| CERTUS MTD OPCP LLC | | 52 | 2 | 4% | 54 |
| BAY PINES MEDICAL ASSOCIATES | | 1 | 53 | 98% | 54 |
| UNITED LABORATORY SERVICES CORPORATION | | 38 | 16 | 30% | 54 |
| A PLUS PEDIATRICS | | 49 | 4 | 8% | 53 |
| ST FRANCIS HOSPITAL | | 45 | 8 | 15% | 53 |
| ADVENTHEALTH EXPRESS CARE AT WALGREENS | | 38 | 15 | 28% | 53 |
| ADVENTHEALTH MEDICAL GROUP PRIMARY CARE | | 50 | 3 | 6% | 53 |
| BAPTIST MEDICAL CENTER SOUTH | | 38 | 15 | 28% | 53 |

COVID-19: testing by laboratory

Data through Jan 24, 2021 verified as of Jan 25, 2021 at 09:25 AM

Data in this report are provisional and subject to change.

The numbers in the table below represent the number of Florida and non-Florida residents for whom test results were received by the Department of Health. A person can be tested by more than one laboratory and can have both positive and negative results. **Therefore, the sum of the numbers in each column will be larger than the total number of people tested.**

| Reporting lab | Inconclusive | Negative | Positive | Percent positive | Total |
|--|--------------|----------|----------|------------------|-------|
| JACOBI MEDICAL CENTER | | 50 | 3 | 6% | 53 |
| Osprey Point Nursing Center | | 51 | 2 | 4% | 53 |
| HEALTHPOINT MED GRP OF THE EMERALD COAST LLC | | 38 | 15 | 28% | 53 |
| FLORIDA MEDICAL CLINIC PA | | 45 | 7 | 13% | 52 |
| MINUTECLINIC DIAGNOSTIC OF OHIO LLC | | 39 | 13 | 25% | 52 |
| VPA PC LAB | | 48 | 4 | 8% | 52 |
| EMERITUS AT NAPLES | 1 | 51 | | | 52 |
| ADVENT HEALTH | | 49 | 3 | 6% | 52 |
| NITE LITE PEDIATRICS - PORT ST. LUCIE | | 43 | 9 | 17% | 52 |
| FERN PARK DEVELOPMENTAL CENTER | | | 52 | 100% | 52 |
| INTERNAL MEDICINE SPECIALIST | | 46 | 6 | 12% | 52 |
| MED ONE AT SAINT AUGUSTINE | | 33 | 19 | 37% | 52 |
| JUPITER MEDICAL CENTER URGENT CENTER | | 35 | 17 | 33% | 52 |
| SNH BRFL TENANT LLC | 2 | 50 | | | 52 |
| ALEXANDER NININGER STATE VETERANS | | 51 | | | 51 |
| AVANTE ST CLOUD | | 48 | 3 | 6% | 51 |
| APOLLOMDX LABS | | 29 | 22 | 43% | 51 |
| HERNANDO COUNTY FIRE RESCUE DISTRICT | | 24 | 27 | 53% | 51 |
| AFTER HOURS PEDIATRICS | | | 51 | 100% | 51 |
| EMERALD COAST BEHAVIORAL HOSPITAL | | 47 | 4 | 8% | 51 |
| PHYSICIANS PRIMARY CARE OF SOUTHWEST FLORIDA | | 39 | 12 | 24% | 51 |
| GULFVIEW MEDICAL INSTITUTE | | 51 | | | 51 |
| SONATA BOCA RATON | | 48 | 3 | 6% | 51 |
| PALM RIVER COMMUNITY HEALTH CENTER | | 45 | 5 | 10% | 50 |
| CRESTVIEW URGENT CARE | | | 50 | 100% | 50 |
| Life Care Center of Melbourne | | 34 | 16 | 32% | 50 |
| ARIZONA DEPARTMENT OF HEALTH SERVICES | | | 50 | 100% | 50 |
| CHILDREN'S HOSPITAL OF ALABAMA | | 49 | 1 | 2% | 50 |
| ALLIANCE PEDIATRICS | | 24 | 26 | 52% | 50 |
| GATEWAY CARE CENTER | | 50 | | | 50 |
| QUALITY URGENT CARE AND WELLNESS PL | | 29 | 21 | 42% | 50 |
| BARRY UNIVERSITY STUDENT HEALTH SERVICES | | 37 | 13 | 26% | 50 |
| BioReference Laboratories, Inc | | 6 | 44 | 88% | 50 |
| ORCHID COVE AT DAYTONA | | 45 | 5 | 10% | 50 |
| FLORIDA HEALTH CARE | | 6 | 44 | 88% | 50 |
| SUPERIOR RESIDENCES OF LECANTO | | 34 | 15 | 31% | 49 |
| LAKE CITY VA MEDICAL CENTER | | | 49 | 100% | 49 |
| GENEDX | | 36 | 13 | 27% | 49 |
| MARQUIS LABS, LLC | | 49 | | | 49 |
| Summit Medical Group, Pa Dba Citymd | | 45 | 4 | 8% | 49 |
| SARATOGA HOSPITAL LABORATORY | | 44 | 5 | 10% | 49 |
| ADVENT HEALTH - MOUNT DORA | | 9 | 40 | 82% | 49 |
| SOFT CELL LABORATORIES | | 45 | 4 | 8% | 49 |
| SOLARIS SENIOR LIVING NORTH NAPLES | | 48 | 1 | 2% | 49 |
| TROY REGIONAL MEDICAL CENTER | | 39 | 10 | 20% | 49 |
| COOPER FAMILY MEDICAL, PLLC | | 40 | 9 | 18% | 49 |

COVID-19: testing by laboratory

Data through Jan 24, 2021 verified as of Jan 25, 2021 at 09:25 AM

Data in this report are provisional and subject to change.

The numbers in the table below represent the number of Florida and non-Florida residents for whom test results were received by the Department of Health. A person can be tested by more than one laboratory and can have both positive and negative results. **Therefore, the sum of the numbers in each column will be larger than the total number of people tested.**

| Reporting lab | Inconclusive | Negative | Positive | Percent positive | Total |
|---|--------------|----------|----------|------------------|-------|
| USF | | 1 | 48 | 98% | 49 |
| ADVENT HEALTH CENTRA CARE - SAND LAKE | | 19 | 30 | 61% | 49 |
| AMERICAN HOUSE COCONUT POINT | | 45 | 4 | 8% | 49 |
| ALLEGRO | | 47 | 2 | 4% | 49 |
| ADVENT HEALTH CENTRA CARE - EAST ORLANDO | | 21 | 27 | 56% | 48 |
| COURTYARD GARDENS OF JUPITER | | 48 | | | 48 |
| NORTHBROOK CENTER FOR | | 47 | 1 | 2% | 48 |
| FINLAY CLINICAL LABORATORY | | 20 | 28 | 58% | 48 |
| SOMERBY OF SANTA ROSA BEACH | | 43 | 5 | 10% | 48 |
| BIOIQ | | | 48 | 100% | 48 |
| PREMIER MEDICAL ASSOCIATES | | 46 | 2 | 4% | 48 |
| WALGREENS 4915 | | 42 | 6 | 13% | 48 |
| AU HEALTH | | 36 | 12 | 25% | 48 |
| NAPLES PEDIATRICS INC | | 43 | 5 | 10% | 48 |
| INN AT THE FOUNTAINS, THE | | 34 | 14 | 29% | 48 |
| TRINITY AL SENIOR HOUSING LLC | | 44 | 4 | 8% | 48 |
| HIALEAH HOSPITAL RESPIRATORY DEPT | | | 48 | 100% | 48 |
| RAINBOW PEDIATRICS PC LLC / BREAKFAST POINT | | 38 | 10 | 21% | 48 |
| CARDIOLOGY AND MEDICINE ASSOCIATES | | 38 | 10 | 21% | 48 |
| DOH | | 23 | 25 | 52% | 48 |
| PALM BAY PEDIATRICS | | 34 | 14 | 29% | 48 |
| CAREMED INTERNAL MEDICINE | | 30 | 18 | 38% | 48 |
| BAY CENTER HURRICANE SHELTER | | 48 | | | 48 |
| HARMONY CLINIC | | 1 | 46 | 98% | 47 |
| BISHOP GRADY VILLAS | | 47 | | | 47 |
| MISIR DRUGS LLC | | 36 | 11 | 23% | 47 |
| VITAS HEALTHCARE CORP OF FLORIDA | | 47 | | | 47 |
| BROOKDALE CAPE CORAL | | 47 | | | 47 |
| PEDIATRIC CARE CENTER- JACKSONVILLE BEACH | | 19 | 28 | 60% | 47 |
| NAVARRE GARDENS | | 41 | 6 | 13% | 47 |
| QUALITY URGENT CARE AND WELLNESS | | 31 | 16 | 34% | 47 |
| TURNING POINT OF TAMPA | | 42 | 5 | 11% | 47 |
| TRADITIONAL HOME HEALTH OF PALM BEACH INC | | 47 | | | 47 |
| BAYCARE HEALTH SYSTEMS | | 1 | 46 | 98% | 47 |
| INTERLAB | | 1 | 46 | 98% | 47 |
| PEDIATRIC SERVICES OF AMERICA INC | | 46 | 1 | 2% | 47 |
| ARBOR TERRACE ORTEGA LLC | | 47 | | | 47 |
| CAPE REGIONAL MEDICAL CENTER | | 45 | 2 | 4% | 47 |
| HARTFORD HEALTH SERVICES LLC | | 46 | | | 46 |
| THE TERRACE OF JACKSONVILLE | | 3 | 43 | 93% | 46 |
| HEALTH FIRST - CAPE CANAVERAL HOSPITAL | | 1 | 45 | 98% | 46 |
| PANCARE HEALTH - JACKSON COUNTY | | 37 | 9 | 20% | 46 |
| LITTLE NECK URGENT CARE | | 44 | 2 | 4% | 46 |
| ADVENT HEALTH MEDICAL GROUP OB GYN AT | | 40 | 6 | 13% | 46 |
| EAST MANATEE FAMILY | 1 | 1 | 44 | 96% | 46 |
| WALGREENS 2941 | | 45 | 1 | 2% | 46 |

COVID-19: testing by laboratory

Data through Jan 24, 2021 verified as of Jan 25, 2021 at 09:25 AM

Data in this report are provisional and subject to change.

The numbers in the table below represent the number of Florida and non-Florida residents for whom test results were received by the Department of Health. A person can be tested by more than one laboratory and can have both positive and negative results. **Therefore, the sum of the numbers in each column will be larger than the total number of people tested.**

| Reporting lab | Inconclusive | Negative | Positive | Percent positive | Total |
|--|--------------|----------|----------|------------------|-------|
| MEDLOGIC LABORATORIES | | 3 | 43 | 93% | 46 |
| POPLAR HEALTHCARE PLLC | 1 | 11 | 34 | 74% | 46 |
| PREMIER PLACE HEALTHCARE AT THE GLENVIEW | | 46 | | | 46 |
| CLARE BRIDGE OF CAPE CORAL | | 46 | | | 46 |
| H LEE MOFFITT CANCER CENTER MICRO | | 46 | | | 46 |
| SOUTHEAST ALABAMA MEDICAL CENTER | | | 46 | 100% | 46 |
| GRAND OAKS OF PALM CITY LLC | 1 | 39 | 6 | 13% | 46 |
| COLLIER BLVD HMA PHYSICIAN MANAGEMENT LLC | | 46 | | | 46 |
| L&S SENIOR CARE DBA ARCADIA OAKS | 1 | 45 | | | 46 |
| ESCAMBIA COUNTY JAIL | | 32 | 14 | 30% | 46 |
| BUECHELE DENTAL PA DBA CLERMONT FAMILY DENTISTRY | | 36 | 9 | 20% | 45 |
| VALENCIA HOUSE ALF | | 45 | | | 45 |
| REDI-MED WALK-IN FAMILY CARE | | | 45 | 100% | 45 |
| GOOD HEARTS COVID TESTING | | 8 | 37 | 82% | 45 |
| INTERNAL MEDICINE ASSOCIATES PA | | 41 | 4 | 9% | 45 |
| MOBILE DOC FL, LLC | | 29 | 16 | 36% | 45 |
| ROCHESTER GENERAL HOSPITAL LABORATORY | | 41 | 4 | 9% | 45 |
| GENESIS DERMATOLOGY | | 41 | 4 | 9% | 45 |
| EGLIN AFB | | 9 | 36 | 80% | 45 |
| SOUTHPORT SQUARE HARBOUR HEALTH | | 45 | | | 45 |
| BURRY'S PHARMACY INC | | 26 | 19 | 42% | 45 |
| UNIVERSITY OF CENTRAL FLORIDA HEALTH SERVICES | | 45 | | | 45 |
| MOOSEHAVEN HEALTH CENTER | | 12 | 33 | 73% | 45 |
| CP/AIG PENSACOLA DEVELOPMENT LLC | | 42 | 2 | 5% | 44 |
| PEDIATRICS OF CENTRAL FLORIDA – SAINT CLOUD | 2 | 40 | 2 | 5% | 44 |
| MOOSEHAVEN LIFE CARE CENTER | | 44 | | | 44 |
| WINTER GARDEN REHAB AND NURSING CENTER | | 40 | 4 | 9% | 44 |
| MINUTECLINIC DIAGNOSTIC OF NORTH CAROL | | 36 | 8 | 18% | 44 |
| DAVID POSNACK JEWISH DAY SCHOOL | | 44 | | | 44 |
| BARNES HEALTHCARE OF FLORIDA LLC | | 41 | 3 | 7% | 44 |
| ALLIANCE OF PHYSICIANS AGAINST COVID-19 | | | 44 | 100% | 44 |
| NORTH FLORIDA MEDICAL CENTER | | 40 | 4 | 9% | 44 |
| QHC UPSTATE MEDICAL PC | | 36 | 8 | 18% | 44 |
| PRECISION HEALTH SOLUTIONS LAB | | 9 | 35 | 80% | 44 |
| ADVENT HEALTH - LAKE MARY | | 36 | 8 | 18% | 44 |
| KAPG ST AUGUSTINE SENIOR HOUSING OPCO LLC | | 35 | 9 | 20% | 44 |
| QUOTIENT SCIENCES | | | 44 | 100% | 44 |
| FHMG- FLORIDA HOSPITAL MEDICAL GROUP | | 34 | 10 | 23% | 44 |
| GRAND ST PAUL CVS | | 44 | | | 44 |
| FLORIDA HOSPITAL | | 27 | 16 | 37% | 43 |
| ROCKLEDGE REGIONAL MEDICAL CENTER | | 30 | 13 | 30% | 43 |
| BRANCH MEDICAL CLINIC | | | 43 | 100% | 43 |
| MILLENNIUM PHYSICIAN GROUP LLC | | 38 | 5 | 12% | 43 |
| Flagler Health and Rehabilitation | | 42 | 1 | 2% | 43 |
| Guardian Care Nursing and Rehabilitation Center | | 43 | | | 43 |
| PATRICK AIR FORCE BASE | | 3 | 40 | 93% | 43 |

COVID-19: testing by laboratory

Data through Jan 24, 2021 verified as of Jan 25, 2021 at 09:25 AM

Data in this report are provisional and subject to change.

The numbers in the table below represent the number of Florida and non-Florida residents for whom test results were received by the Department of Health. A person can be tested by more than one laboratory and can have both positive and negative results. **Therefore, the sum of the numbers in each column will be larger than the total number of people tested.**

| Reporting lab | Inconclusive | Negative | Positive | Percent positive | Total |
|--|--------------|----------|----------|------------------|-------|
| NORTH BEACH REHABILITATION CENTER | | 42 | 1 | 2% | 43 |
| LAKE MARY KIDS CENTRA CARE | | 33 | 10 | 23% | 43 |
| FAMILY EXTENDED CARE OF WINTER HAVEN | | 41 | 2 | 5% | 43 |
| WEST ISLIP URGENT CARE | | 40 | 3 | 7% | 43 |
| BOND AND STEELE CLINIC, PA | | 36 | 7 | 16% | 43 |
| PROFESSIONAL URGENT CARE SERVICES | | 19 | 24 | 56% | 43 |
| STUART URGENT CARE | | | 43 | 100% | 43 |
| CENTRA CARE – APOPKA | 1 | 2 | 39 | 93% | 42 |
| LARA HEALTH AND WELLNESS CENTER LLC | | 42 | | | 42 |
| KINDRED AT HOME | | 34 | 8 | 19% | 42 |
| TGH URGENT CARE POWERED BY FAST TRACK | | | 42 | 100% | 42 |
| Atlantic Shore Nursing and Rehab | | 42 | | | 42 |
| MINUTECLINIC DIAGNOSTIC | | 40 | 2 | 5% | 42 |
| DELCARE PA | | 33 | 9 | 21% | 42 |
| PRINCETON VILLAGE□ | | 39 | 3 | 7% | 42 |
| CLINICAL LABORATORY | | 42 | | | 42 |
| ADVENT HEALTH EXPRESS CARE | | 4 | 38 | 90% | 42 |
| ST CLOUD PHYSICIAN MANAGEMENT LLC DBA ST CLOUD | | 27 | 15 | 36% | 42 |
| Citymd Of Toms River | | 36 | 6 | 14% | 42 |
| PEDIATRICS OF CENTRAL FLORIDA KISSI | | 33 | 8 | 20% | 41 |
| GENTIVA HEALTH SERVICES CERTIFIED INC | | 38 | 3 | 7% | 41 |
| MAIMONIDES-SHALOM ACADEMY, INC | | 40 | 1 | 2% | 41 |
| MINUTECLINIC DIAGNOSTIC OF SOUTH CARO | | 33 | 8 | 20% | 41 |
| CITYMD OF MANAHAWKIN | | 39 | 2 | 5% | 41 |
| FHMG_CTR FOR SENIOR HEALTH | | 36 | 5 | 12% | 41 |
| NEOGENOMICS LABORATORIES INC | | 41 | | | 41 |
| SH HERON EAST LLC□ | | 41 | | | 41 |
| UNIVERSITY OF WEST FLORIDA, THE | | 41 | | | 41 |
| FLORIDA HOSPITAL NEW SMYRNA | | 4 | 37 | 90% | 41 |
| WILLISTON PEDIATRICS PA | | 27 | 14 | 34% | 41 |
| WOLFF CTR FOR CHILD & ADOLESCENT HEALTH PLLC,THE | | 26 | 15 | 37% | 41 |
| BRONX LEBANON HOSPITAL-MEDICAL CENTER | | 37 | 4 | 10% | 41 |
| PACIFICA SENIOR LIVING OCALA | | 35 | 5 | 13% | 40 |
| NEW YORK PRESBYTERIAN - QUEENS DIAGNOSTIC | | 39 | 1 | 3% | 40 |
| ADVENT HEALTH - LAKE WALES | | 29 | 11 | 28% | 40 |
| URGENT CARE & WELLNESS CENTER | | 10 | 30 | 75% | 40 |
| CAPITAL REGIONAL MEDICAL CENTER | | 2 | 38 | 95% | 40 |
| FIRST CHOICE URGENT CARE | | 10 | 30 | 75% | 40 |
| MINUTECLINIC DIAGNOSTIC OF NORTH CARO | | 36 | 4 | 10% | 40 |
| LAKE WALES OPERATING GROUP LLC | | 37 | 3 | 8% | 40 |
| RADIOLOGY ASSOCIATES OF VENICE AND ENGLEWOOD | | 38 | 2 | 5% | 40 |
| WALGREENS #10373 | | 39 | 1 | 3% | 40 |
| BERNHARDT LABORATORIES | 1 | 9 | 30 | 75% | 40 |
| TREASURE COAST FORENSIC TREATMENT CTR | | 20 | 20 | 50% | 40 |
| DOH-WEST PALM BEACH BRANCH LABORATORY | | 2 | 38 | 95% | 40 |
| JEFFERSON COUNTY HEALTH DEPARTMENT-MONTICELLO | | 21 | 19 | 48% | 40 |

COVID-19: testing by laboratory

Data through Jan 24, 2021 verified as of Jan 25, 2021 at 09:25 AM

Data in this report are provisional and subject to change.

The numbers in the table below represent the number of Florida and non-Florida residents for whom test results were received by the Department of Health. A person can be tested by more than one laboratory and can have both positive and negative results. **Therefore, the sum of the numbers in each column will be larger than the total number of people tested.**

| Reporting lab | Inconclusive | Negative | Positive | Percent positive | Total |
|--|--------------|----------|----------|------------------|-------|
| CLINICAL PATHOLOGY LABORATORIES, INC | | 40 | | | 40 |
| PRIDE DIAGNOSTICS | | 24 | 16 | 40% | 40 |
| Palms at Ponte Vedra Assisted Living and Memory Care | | 39 | 1 | 3% | 40 |
| ECOLAB GROUP | | 8 | 31 | 79% | 39 |
| STAR CARE | | 35 | 4 | 10% | 39 |
| PHILLIPPE RIDGE | | 27 | 12 | 31% | 39 |
| CEDAR CREEK AT KINGS BAY INC | | 39 | | | 39 |
| MEDEX MEDICAL EXPRESS OF PALATKA LLC | | | 39 | 100% | 39 |
| MEASE COUNTRYSIDE HOSPITAL | | | 39 | 100% | 39 |
| LOURDES HOSPITAL INC | | 37 | 2 | 5% | 39 |
| JUNIPER VILLAGE AT CAPE CORAL | | 34 | 5 | 13% | 39 |
| ERDOX | | 37 | 2 | 5% | 39 |
| BROOKDALE JENSEN BEACH | | 37 | 2 | 5% | 39 |
| BAY COUNTY JAIL ANNEX | | 34 | 5 | 13% | 39 |
| BROOKDALE LAKE TAVARES | | 37 | 2 | 5% | 39 |
| CLINICAL RESEARCH SEQUENCING PLATFORM | | 8 | 31 | 79% | 39 |
| WALGREENS 3145 | | 36 | 3 | 8% | 39 |
| NEXT MOLECULAR ANALYTICS | | 9 | 30 | 77% | 39 |
| ALL MY KIDS PEDIATRICS INC | | 23 | 15 | 39% | 38 |
| AUTUMN OF SARASOTA | | 12 | 26 | 68% | 38 |
| UNIVERSITY OF ALABAMA | | 35 | 3 | 8% | 38 |
| TITUSVILLE FAMILY PRACTICE | | 14 | 24 | 63% | 38 |
| BENTON HOUSE OF ST. JOHNS | | 36 | 2 | 5% | 38 |
| ADVENTIST HEALTH SYSTEM FLORIDA | | 26 | 12 | 32% | 38 |
| CDR MAGUIRE INC | 1 | 7 | 30 | 79% | 38 |
| JUPITER MEDICAL CENTER URGENT CARE - STUART | | 23 | 15 | 39% | 38 |
| MOLECULAR DIAGNOSTICS | | 5 | 33 | 87% | 38 |
| CCRC @ SUNFLOWER LLC | | 35 | 3 | 8% | 38 |
| PRACTICE MANAGEMENT OF AMERICA, INC. | | 7 | 31 | 82% | 38 |
| LONGLEAF DIAGNOSTIC LABORATORIES | | 10 | 28 | 74% | 38 |
| BOND CLINIC, PA | | 9 | 29 | 76% | 38 |
| MICHAEL AKPEKE MD | | 29 | 9 | 24% | 38 |
| FLORIDA HEALTH CARE DELAND | | | 38 | 100% | 38 |
| MISSION OAKS ASSISTED LIVING | | 36 | 2 | 5% | 38 |
| GOLDEN POND COMMUNITIES | | 38 | | | 38 |
| NORTH FLORIDA PEDIATRICS | | 33 | 5 | 13% | 38 |
| FLORIDA DEPARMENT OF HEALTH CLAY COUNTY | | 25 | 13 | 34% | 38 |
| HOMEWOOD RESIDENCE AT FREEDOM PLAZA | | 37 | 1 | 3% | 38 |
| CORNERSTONE MEDICAL CARE OF BRANDON PL | | 34 | 4 | 11% | 38 |
| NIGHT LITE PEDIATRICS CENTER LLC | | 8 | 30 | 79% | 38 |
| HR SARASOTA OPERATOR LLC | | 25 | 12 | 32% | 37 |
| FELICIDAD MEDICAL CENTER | | | 37 | 100% | 37 |
| ST VINCENT'S AMBULATORY CARE INC DBA | 2 | 30 | 5 | 14% | 37 |
| FAMILY EXTENDED CARE OF SEBRING INC | | 35 | 2 | 5% | 37 |
| THE COLLIER AT NAPLES | | 36 | 1 | 3% | 37 |
| PONCE THERAPY CARE CENTER | | 34 | 3 | 8% | 37 |

COVID-19: testing by laboratory

Data through Jan 24, 2021 verified as of Jan 25, 2021 at 09:25 AM

Data in this report are provisional and subject to change.

The numbers in the table below represent the number of Florida and non-Florida residents for whom test results were received by the Department of Health. A person can be tested by more than one laboratory and can have both positive and negative results. **Therefore, the sum of the numbers in each column will be larger than the total number of people tested.**

| Reporting lab | Inconclusive | Negative | Positive | Percent positive | Total |
|--|--------------|----------|----------|------------------|-------|
| EC OPCO PENSACOLA, LLC | | 37 | | | 37 |
| HOLZER HEALTH CENTER | | 5 | 32 | 86% | 37 |
| ONE MILO | | 37 | | | 37 |
| BLISS HEALTHCARE SERVICES | | 18 | 19 | 51% | 37 |
| INN AT ASTON GARDENS AT PELICAN POINTE,THE | | 37 | | | 37 |
| FAST PACE MEDICAL CLINIC, PLLC | | 32 | 5 | 14% | 37 |
| CVS | | 2 | 35 | 95% | 37 |
| HOME CARE PHARMACY | | 37 | | | 37 |
| BOULEVARD REHABILITATION CENTER | | 24 | 13 | 35% | 37 |
| CITY OF PORT SAINT LUCIE | | 34 | 3 | 8% | 37 |
| CENTRA CARE - LAKE NONA | | 3 | 34 | 92% | 37 |
| PATHOGENIUS LABORATORIES | | 30 | 7 | 19% | 37 |
| BETHESDA HEALTH URGENT CARE | | | 36 | 100% | 36 |
| TAYLORVILLE FAMILY MEDICINE | | 29 | 7 | 19% | 36 |
| DESOTO PALMS ALF | | 36 | | | 36 |
| BVL/LITTLE ANGEL PEDIATRICS | | 36 | | | 36 |
| NORTHWELL HEALTH PLAINVIEW HOSPITAL LABORATORY | | 27 | 9 | 25% | 36 |
| MEDRITE URGENT CARE | | 26 | 10 | 28% | 36 |
| MINUTE CLINIC INCORPORATE | | 30 | 6 | 17% | 36 |
| University Hills health and Rehabilitation | | 27 | 9 | 25% | 36 |
| THOMAS INTERNAL MEDICINE | | 29 | 6 | 17% | 35 |
| NEUROINTERNATIONAL SARASOTA | | 32 | 3 | 9% | 35 |
| IRL | | 4 | 31 | 89% | 35 |
| LINCOLN MEDICAL AND MENTAL HEALTH CENTER | | 33 | 2 | 6% | 35 |
| TERRACE AT HOBE SOUND, THE | 1 | 31 | 3 | 9% | 35 |
| IMA MEDICAL GROUP POINCIANA | | 14 | 21 | 60% | 35 |
| PERSONAL PEDIATRICS | | 31 | 4 | 11% | 35 |
| BEEHIVE HOMES OF GULF BREEZE | | 19 | 16 | 46% | 35 |
| PALM BAY HOSPITAL | | | 35 | 100% | 35 |
| UNION MEDICAL CARE PLLC | | 35 | | | 35 |
| BAYSHORE PATHOLOGY CONSULTANTS PA | | 34 | 1 | 3% | 35 |
| WUESTHOFF MEMORIAL HOSPITAL | | | 35 | 100% | 35 |
| ADVENT HEALTH - FISH MEMORIAL | | 2 | 33 | 94% | 35 |
| HERNANDO ENDOSCOPY AND SURGERY CENTER | | 27 | 8 | 23% | 35 |
| SPRING MANOR ASSISTED LIVING | | 35 | | | 35 |
| P23 LABS | | 35 | | | 35 |
| BAY REGIONAL URGENT CARE | 1 | 17 | 17 | 49% | 35 |
| PLAINVIEW URGENT CARE | | 33 | 2 | 6% | 35 |
| CITRUS COUNTY HEALTH DEPARTMENT | | 32 | 3 | 9% | 35 |
| CINNAMON COVE ALF | | 34 | | | 34 |
| DEVELOPMENTAL DISABILITIES DEFENDANT PROGRAM | | 32 | 2 | 6% | 34 |
| MAUREEN OROURKE-FUTEY | | | 34 | 100% | 34 |
| HAZELDEN FLORIDA | | 33 | 1 | 3% | 34 |
| ROSECASTLE OF JACKSONVILLE LLC | | 33 | 1 | 3% | 34 |
| REDI-MED WALK IN FAMILY CLINIC | | | 34 | 100% | 34 |
| ST PETERSBURG PEDIATRICS-MLK JUNIOR BLVD | | 30 | 4 | 12% | 34 |

COVID-19: testing by laboratory

Data through Jan 24, 2021 verified as of Jan 25, 2021 at 09:25 AM

Data in this report are provisional and subject to change.

The numbers in the table below represent the number of Florida and non-Florida residents for whom test results were received by the Department of Health. A person can be tested by more than one laboratory and can have both positive and negative results. **Therefore, the sum of the numbers in each column will be larger than the total number of people tested.**

| Reporting lab | Inconclusive | Negative | Positive | Percent positive | Total |
|--|--------------|----------|----------|------------------|-------|
| MARIANNA HEALTH AND REHABILITATION CENTER | | 33 | 1 | 3% | 34 |
| THE MERIDIAN AT BOCA RATON | 1 | 33 | | | 34 |
| PARAMOUNT WALK-IN CLINIC | | 1 | 33 | 97% | 34 |
| TUSCAN GARDENS OF DELRAY BEACH MANAGEMENT COMPANY, | | 34 | | | 34 |
| LIFESTREAM BEHAVIORIAL CENTER | | 17 | 17 | 50% | 34 |
| LEVY COUNTY DEPARTMENT OF HEALTH | | 25 | 9 | 26% | 34 |
| COLLIER HMA PHYSICIAN MANAGEMENT LLC | | 26 | 8 | 24% | 34 |
| RASHDA ALBIBI M.D. P.A. | | 31 | 3 | 9% | 34 |
| CSL PLASMA INC | | 7 | 27 | 79% | 34 |
| PANCARE HEALTH - FREEPORT CLINIC SUITE B | | 27 | 7 | 21% | 34 |
| BIOFIRE | | 7 | 26 | 79% | 33 |
| BRIDGEVIEW CENTER LLC | | 27 | 6 | 18% | 33 |
| SANFORD MOBILE LAB PGA TOUR | | 32 | 1 | 3% | 33 |
| Kensington Gardens | | 33 | | | 33 |
| ST. MARYS MEDICAL CENTER | | 1 | 32 | 97% | 33 |
| AYERS NURSING AND REHABILITATION CENTER | | 33 | | | 33 |
| STEWART MEDICAL GROUP, INC | | 21 | 12 | 36% | 33 |
| PRMG - EAST NAPLES | | 23 | 10 | 30% | 33 |
| GIBBENS FAMILY MEDICAL, LLC | | 26 | 7 | 21% | 33 |
| MORTON PLANT | | | 33 | 100% | 33 |
| BOND CLINIC | | 3 | 30 | 91% | 33 |
| SAN CARLOS PHARMACY | | 30 | 3 | 9% | 33 |
| TOWERS HOME CARE | | 30 | 3 | 9% | 33 |
| ACCURATE DIAGNOSTIC LAB | | 32 | 1 | 3% | 33 |
| AHSE ROP | | 32 | 1 | 3% | 33 |
| MAINSTREET FAMILY URGENT CARE | | 1 | 32 | 97% | 33 |
| INNOVATION CLINICAL TRIALS, INC | | | 33 | 100% | 33 |
| METRO KNOXVILLE HMA | | 25 | 8 | 24% | 33 |
| ISLAND URGENT CARE PLLC | | 33 | | | 33 |
| University Hospital | | 28 | 5 | 15% | 33 |
| MANORCARE AT LELY PALMS | | 29 | 4 | 12% | 33 |
| STETSON UNIVERSITY STUDENT HEALTH CENTER | | 3 | 30 | 91% | 33 |
| ERIC C MRSHAL, MD, PC #1842 | | 31 | 2 | 6% | 33 |
| LINCOLN DIAGNOSTIC LAB | | 32 | 1 | 3% | 33 |
| JENNIFER J CHIAVETTA-GRLSANTI DC | | 24 | 9 | 27% | 33 |
| KINDRED HOSPITAL CENTRAL TAMPA BLOOD GAS | 1 | 30 | 2 | 6% | 33 |
| GREENRIDGE GROUP HOME | 3 | 11 | 19 | 58% | 33 |
| CENTRA CARE - DR. PHILLIPS | | 1 | 32 | 97% | 33 |
| NORTH CENTRAL BRONX HOSPITAL | | 32 | 1 | 3% | 33 |
| VETERANS HOME | | | 32 | 100% | 32 |
| STAT ONE URGENT CARE CENTER | | 2 | 30 | 94% | 32 |
| MINUTECLINIC DIAGNOSTIC OF RHODE ISLAND, LLC #1544 | | 31 | 1 | 3% | 32 |
| ST AUGUSTINE PEDIATRIC ASSOC | | 30 | 2 | 6% | 32 |
| IPSUM DIAGNOSTICS | | 3 | 29 | 91% | 32 |
| MINUTECLINIC DIAGNOSTIC OF KANSAS, PA | | 27 | 5 | 16% | 32 |
| OPIS COQUINA CENTER | | 32 | | | 32 |

COVID-19: testing by laboratory

Data through Jan 24, 2021 verified as of Jan 25, 2021 at 09:25 AM

Data in this report are provisional and subject to change.

The numbers in the table below represent the number of Florida and non-Florida residents for whom test results were received by the Department of Health. A person can be tested by more than one laboratory and can have both positive and negative results. **Therefore, the sum of the numbers in each column will be larger than the total number of people tested.**

| Reporting lab | Inconclusive | Negative | Positive | Percent positive | Total |
|--|--------------|----------|----------|------------------|-------|
| NIGHT LITE PEDIATRICS URGENT CARE CENTER | | | 32 | 100% | 32 |
| PHYSICIAN ASSOCIATES LLC | | 26 | 6 | 19% | 32 |
| VETERAN AFFAIRS MEDICAL CENTER - JAMES J PETERS | | 30 | 2 | 6% | 32 |
| RITE MEDICAL CARE PC | | 32 | | | 32 |
| JACKSON HEALTH SYSTEM | | 1 | 31 | 97% | 32 |
| AZALEA TRACE PHYSICIAN SERVICES | | 32 | | | 32 |
| PHOSPHORUS DIAGNOSTICS | | 27 | 5 | 16% | 32 |
| POARCH BANC CREEK INDIANS TRIBAL HEALTH DEPARTMENT | | | 32 | 100% | 32 |
| Gabisa Medical LLC | | 32 | | | 32 |
| CALHOUN COUNTY HEALTH DEPT | | 12 | 20 | 63% | 32 |
| HOLY NAME HOSPITAL LABORATORY | | 31 | 1 | 3% | 32 |
| S-H THIRTY FIVE OPCO - LUTZ, LLC | | 31 | 1 | 3% | 32 |
| ANDALUSIA HEALTH | | 16 | 16 | 50% | 32 |
| WESTMINSTER ST AUGUSTINE | | 32 | | | 32 |
| PATRICK MANOR INCORPORATED | | 32 | | | 32 |
| BELVEDERE COMMONS OF SUN CITY CENTER | | 32 | | | 32 |
| PECONIC BAY MEDICAL CENTER LABORATORY | | 24 | 8 | 25% | 32 |
| S-H THIRTY FIVE OPCO - ORANGE CITY, LLC | | 23 | 9 | 28% | 32 |
| Heartland Health Care Center North Sarasota | | 18 | 14 | 44% | 32 |
| LONG ISLAND JEWISH MED CTR | | 29 | 3 | 9% | 32 |
| VILLAGE ON THE ISLE | | 27 | 5 | 16% | 32 |
| PARKSIDE HEALTH AND REHABILITATION CENTER | | | 31 | 100% | 31 |
| LabCorp L#09258130 M#09258125 | | 12 | 19 | 61% | 31 |
| PUTNAM COUNTY SHERIFFS OFFICE | | 26 | 5 | 16% | 31 |
| LORI MCAULIFFE MD PA | | 21 | 10 | 32% | 31 |
| EXPRESS DOCS LLC | | | 31 | 100% | 31 |
| CENTRAL FLORIDA PEDIATRICS | | 13 | 18 | 58% | 31 |
| REGENCY PARK ASSISTED LIVING FACILITY | | 29 | 2 | 6% | 31 |
| DISCOVERY COMMONS AT BRADENTON | | 31 | | | 31 |
| SOS MOBILE MEDICAL CARE LLC | | 26 | 5 | 16% | 31 |
| TRADITIONAL HOME CARE INC | | 30 | 1 | 3% | 31 |
| COLLIER ANESTHESIA PAIN LLC | | 31 | | | 31 |
| MENORAH HOUSE | | 30 | 1 | 3% | 31 |
| SOLARIS SENIOR LIVING OF MERRITT ISLAND | | 30 | | | 30 |
| PENSACOLA DEVELOPMENTAL CENTER | | 14 | 16 | 53% | 30 |
| SOUTHSIDE HOSPITAL NORTHWELL HEALTH LABORATORY | | 27 | 3 | 10% | 30 |
| ADVENT HEALTH PRIMARY CARE PLUS, WINTER GARDEN | | 26 | 4 | 13% | 30 |
| HERITAGE WATERSIDE | | 27 | 3 | 10% | 30 |
| CDR MAGUIRE - MIAMI BEACH CC MISSION 17388 | | 2 | 28 | 93% | 30 |
| WESTWOOD NURSING AND REHABILITATION | | 28 | 2 | 7% | 30 |
| ROYAL CARE OF AVON PARK | | 27 | 3 | 10% | 30 |
| LAKELAND REGIONAL HEALTH GATEWAY CENTER | | 7 | 23 | 77% | 30 |
| HIGHLANDS LAKE CENTER | | 27 | 3 | 10% | 30 |
| THE TERRACE AT IVY ACRES ALF | | 11 | 19 | 63% | 30 |
| CLINCLOUD, LLC | | | 30 | 100% | 30 |
| WAVE CREST HEALTH AND REHABILITATION CENTER | | 30 | | | 30 |

COVID-19: testing by laboratory

Data through Jan 24, 2021 verified as of Jan 25, 2021 at 09:25 AM

Data in this report are provisional and subject to change.

The numbers in the table below represent the number of Florida and non-Florida residents for whom test results were received by the Department of Health. A person can be tested by more than one laboratory and can have both positive and negative results. **Therefore, the sum of the numbers in each column will be larger than the total number of people tested.**

| Reporting lab | Inconclusive | Negative | Positive | Percent positive | Total |
|--|--------------|----------|----------|------------------|-------|
| CALADIUM PEDIATRICS | | 28 | 2 | 7% | 30 |
| MEDCOMP SCIENCES | | | 30 | 100% | 30 |
| CLARE BRIDGE ORMOND BEACH | 1 | 29 | | | 30 |
| BAHIA OAKS LODGE | | 28 | 2 | 7% | 30 |
| BARNETT PARK | | | 30 | 100% | 30 |
| CAN COMMUNITY HEALTH | | 29 | 1 | 3% | 30 |
| SOUTHERN LABORATORY | | 6 | 24 | 80% | 30 |
| Okeechobee Health Care Facility | | 16 | 14 | 47% | 30 |
| AMEERAH LABS | | | 30 | 100% | 30 |
| BROOKDALE CANOPY OAKS | | | 29 | 100% | 29 |
| EVERLYWELL | | 16 | 13 | 45% | 29 |
| CAMPBELL URGENT CARE | | | 29 | 100% | 29 |
| SURFSIDE URGENT CARE | | 17 | 12 | 41% | 29 |
| NORTH CAROLINA DEPARTMENT OF HEALTH & HUMAN SERVICES | | | 29 | 100% | 29 |
| FLORIDA DEPARTMENT OF HEALTH IN MONROE COUNTY | | 26 | 3 | 10% | 29 |
| BETHUNE-COOKMAN UNIVERSITY | | 11 | 18 | 62% | 29 |
| MIDDLETOWN MEDICAL P C | | 20 | 9 | 31% | 29 |
| GRAMERCY PARK URGENT CARE | | 28 | 1 | 3% | 29 |
| PRO HEALTH HARMONY | | 29 | | | 29 |
| INSTITUTE OF PATHOLOGY KINGS COUNTY | | 29 | | | 29 |
| COMPREHENSIVE CHILDCARE | | 23 | 6 | 21% | 29 |
| NURSES HELPING HANDS INC ALF | | 29 | | | 29 |
| NICEVILLE URGENT CARE | | 1 | 28 | 97% | 29 |
| UNIV OF ROCHESTER-STRONG MEMORIAL HOSP | | 28 | 1 | 3% | 29 |
| FLORIDA DEPARTMENT OF HEALTH IN WALTON COUNTY | | 23 | 6 | 21% | 29 |
| SUNTREE INTERNAL MEDICINE | | 29 | | | 29 |
| Consulate Health Care of Orange Park | | 27 | 2 | 7% | 29 |
| MINUTE CLINIC LLC #2216 | | 27 | 2 | 7% | 29 |
| NEMOURS CHILDRENS CLINIC | | 22 | 7 | 24% | 29 |
| P4CLINICAL | 3 | 2 | 24 | 83% | 29 |
| MICHIGAN DEPARTMENT OF HEALTH AND HUMAN SERVICES | | | 28 | 100% | 28 |
| ACTIVE SENIOR LIVING | | 26 | 2 | 7% | 28 |
| PARTICLE THEORY LABS | | 25 | 3 | 11% | 28 |
| AVALON PARK RETIREMENT RESIDENCE | | 27 | 1 | 4% | 28 |
| ST PETERSBURG PEDIATRICS-SEMINOLE | | 23 | 5 | 18% | 28 |
| LAKELAND NURSING AND REHABILITATION CENTER | | | 28 | 100% | 28 |
| WEST | | 15 | 13 | 46% | 28 |
| RENAISSANCE AT THE TERRACES | | 27 | 1 | 4% | 28 |
| EDEN AT CRESTVIEW | | 12 | 16 | 57% | 28 |
| HEALTH FIRST - VIERA HOSPITAL | | 1 | 27 | 96% | 28 |
| CROSSROADS URGENT CARE | | 17 | 11 | 39% | 28 |
| LUTHERAN HAVEN EXTENDED CONGREGATE CAR | | 28 | | | 28 |
| COMMUNITY MEDICAL CARE CENTER INC | | | 28 | 100% | 28 |
| PORT ST LUCIE HOSPITAL | | 25 | 3 | 11% | 28 |
| PREMISE HEALTH MIA | | | 28 | 100% | 28 |
| HERITAGE HEALTHCARE AND REHABILITATION CENTER | | 27 | 1 | 4% | 28 |

COVID-19: testing by laboratory

Data through Jan 24, 2021 verified as of Jan 25, 2021 at 09:25 AM

Data in this report are provisional and subject to change.

The numbers in the table below represent the number of Florida and non-Florida residents for whom test results were received by the Department of Health. A person can be tested by more than one laboratory and can have both positive and negative results. **Therefore, the sum of the numbers in each column will be larger than the total number of people tested.**

| Reporting lab | Inconclusive | Negative | Positive | Percent positive | Total |
|---|--------------|----------|----------|------------------|-------|
| BONIFAY NURSING AND REHAB CENTER | | | 28 | 100% | 28 |
| UNION MEDICAL CARE | | 28 | | | 28 |
| WALK IN MEDICAL URGENT CARE | | 28 | | | 28 |
| CONNECTICUT DEPARTMENT OF HEALTH | | 22 | 6 | 21% | 28 |
| MAKO MEDICAL | | 16 | 12 | 43% | 28 |
| PALM GARDEN OF JACKSONVILLE | | 27 | 1 | 4% | 28 |
| BAY COUNTY SHERIFFS OFFICE JAIL FACILITY | | 22 | 5 | 19% | 27 |
| SOUTH LAKE PEDIATRICS | | 25 | 2 | 7% | 27 |
| MOBILE MEDICAL ASSOCIATES PL | | 9 | 18 | 67% | 27 |
| MINUTECLINIC DIAGNOSTIC OF NEW JERSEY | | 22 | 5 | 19% | 27 |
| SPANISH RIVER HIGH SCHOOL ESE | | 23 | 4 | 15% | 27 |
| UNIVERSITY MEDICAL CTR OF PRINCETON AT | | 25 | 2 | 7% | 27 |
| ADVENT HEALTH CENTRA CARE LAKELAND | | 22 | 5 | 19% | 27 |
| MICHAEL J D'AMBROSE MD PA | | 25 | 2 | 7% | 27 |
| LABCORP BURLINGTON | | 9 | 18 | 67% | 27 |
| CDC | | 17 | 10 | 37% | 27 |
| PORT SAINT JOHN FAMILY PRACTICE | | 18 | 9 | 33% | 27 |
| RENAISSANCE SENIOR LIVING | 1 | 26 | | | 27 |
| SUNCOAST LABS | | | 27 | 100% | 27 |
| UCLA HEALTHCARE CLINICAL LABS | | 23 | 4 | 15% | 27 |
| SANTA BARBARA CARE CENTER | | 17 | 10 | 37% | 27 |
| BROOKDALE PHILLIPPI CREEK | | | 27 | 100% | 27 |
| Cleveland Clinic Laboratories | | 4 | 23 | 85% | 27 |
| RIVERHEAD URGENT CARE | | 26 | 1 | 4% | 27 |
| EXPRESS CARE OF BELLEVIEW | | 27 | | | 27 |
| OAKTREE HEALTHCARE | | | 27 | 100% | 27 |
| JAMAICA HOSPITAL MEDICAL CENTER | | 24 | 2 | 8% | 26 |
| ALABAMA CLINICS | | 13 | 13 | 50% | 26 |
| FHMG - FLORIDA HOSPITAL MEDICAL GROUP | | 21 | 5 | 19% | 26 |
| LOOP PEDIATRICS | | 22 | 4 | 15% | 26 |
| THE MINIER URGENT CARE | | 20 | 6 | 23% | 26 |
| TGH URGENT CARE - RIVERVIEW | | | 26 | 100% | 26 |
| MONCRIEF ARMY HEALTH CLINIC | | | 26 | 100% | 26 |
| MORTON PLANT HOSPITAL NURSING | | | 26 | 100% | 26 |
| PANCARE HEALTH - BAY COUNTY - YOUNGSTOWN | | 23 | 3 | 12% | 26 |
| NATIONAL MENTOR HEALTHCARE LLC | | | 26 | 100% | 26 |
| ROYAL PALM SENIOR RESIDENCE | | 26 | | | 26 |
| EASTERN SHORE URGENT CARE | | 17 | 9 | 35% | 26 |
| PALM BEACH COUNTY FIRE RESCUE | | 24 | 2 | 8% | 26 |
| WASHINGTON COUNTY HEALTH DEPARTMENT | | 14 | 12 | 46% | 26 |
| ADVENT HEALTH PARTIN SETTLEMENT HEALTH PARK | | 18 | 8 | 31% | 26 |
| KEY PRIMARY CARE | | | 26 | 100% | 26 |
| EASycare WALK-IN CLINIC | | 11 | 15 | 58% | 26 |
| FLAGLER HOSPITAL INC | 2 | | 24 | 92% | 26 |
| CENTRA CARE - SAND LAKE | | 1 | 25 | 96% | 26 |
| LAKE MARY - STIRLING CENTER SUITE 202 | | | 26 | 100% | 26 |

COVID-19: testing by laboratory

Data through Jan 24, 2021 verified as of Jan 25, 2021 at 09:25 AM

Data in this report are provisional and subject to change.

The numbers in the table below represent the number of Florida and non-Florida residents for whom test results were received by the Department of Health. A person can be tested by more than one laboratory and can have both positive and negative results. **Therefore, the sum of the numbers in each column will be larger than the total number of people tested.**

| Reporting lab | Inconclusive | Negative | Positive | Percent positive | Total |
|--|--------------|----------|----------|------------------|-------|
| NIGHT LITE PEDIATRIC CENTER | | 10 | 16 | 62% | 26 |
| PROFESSIONAL PEDIATRICS | | 24 | 2 | 8% | 26 |
| STATEN ISLAND UNIVERSITY HOSPITAL-POUCH | | 26 | | | 26 |
| PULMONARY SPECIALISTS OF THE PALM BEACHES | | 16 | 10 | 38% | 26 |
| WEST BROWARD CARE CENTER | | 24 | 2 | 8% | 26 |
| COLORADO DEPARTMENT OF HEALTH LABORATORY SERVICES DIVISION | | | 26 | 100% | 26 |
| DUVAL PHARMACY | | 21 | 5 | 19% | 26 |
| UNIPATH | | 18 | 7 | 28% | 25 |
| THE WATERMARK AT VISTAWILLA | | 25 | | | 25 |
| SANITAS | | 4 | 21 | 84% | 25 |
| ST PETER'S BENDER LABORATORY | | 25 | | | 25 |
| RJ LEE GROUP | 1 | 23 | 1 | 4% | 25 |
| WELLMED AT NEW TAMPA | | 19 | 6 | 24% | 25 |
| COUNTY OF LOS ANGELES | | | 25 | 100% | 25 |
| URGENT CARE CENTER | | | 25 | 100% | 25 |
| SAFARI PEDIATRICS PA | | 24 | 1 | 4% | 25 |
| HEARTLAND HEALTHCARE AND REHAB CENTER | | 3 | 22 | 88% | 25 |
| BULLS HEAD URGENT CARE | | 25 | | | 25 |
| VETERANS AFFAIRS MEDICAL CENTER - NEW YORK HARBOR | | 24 | 1 | 4% | 25 |
| PERDIDO URGENT CARE | | 1 | 24 | 96% | 25 |
| WOMENS CARE FLORIDA LABORATORY | | 25 | | | 25 |
| FAMILY CARE PARTNERS | | 15 | 10 | 40% | 25 |
| Lanier Rehab | | | 25 | 100% | 25 |
| ST. CLOUD HOSPITAL | | 20 | 5 | 20% | 25 |
| BOCA BIOLISTIC REFERENCE LAB | | | 25 | 100% | 25 |
| FAMILY EXTENDED CARE OF PUNTA GORDA | | 25 | | | 25 |
| ADVENT HEALTH CENTRA CARE - LAKE BUTLER BOULEVARD | | | 25 | 100% | 25 |
| HARBORCHASE OF WELLINGTON CROSSING | | 23 | 2 | 8% | 25 |
| WEINBERG VILLAGE | | 24 | 1 | 4% | 25 |
| FEDERAL PRISON CAMP PENSACOLA | | | 25 | 100% | 25 |
| ADVENT HEALTH - LAKE MARY PEDIATRICS | | 16 | 9 | 36% | 25 |
| ARCPPOINT LABS OF FORT LAUDERDALE | | 25 | | | 25 |
| EAST HILL MEDICAL GROUP | | 17 | 8 | 32% | 25 |
| LABORATORY ALLIANCE OF CENTRAL NEW YORK | | 24 | 1 | 4% | 25 |
| TALLAHASSEE DEVELOPMENTAL CENTER□ | | 23 | 1 | 4% | 24 |
| SENIOR HEALTH OF WINTER PARK DUNDEE | | 24 | | | 24 |
| ASHTON PLACE | 3 | 17 | 4 | 17% | 24 |
| THE CHAPPEL GROUP RESEARCH | | 24 | | | 24 |
| MADISON COUNTY MEMORIAL HOSPITAL LABORATORY | | 14 | 10 | 42% | 24 |
| MADWAR | | 19 | 5 | 21% | 24 |
| JOHNS HOPKINS CHILDREN'S HOSPITAL | | | 24 | 100% | 24 |
| URGENT FAMILY CARE INC | | 21 | 3 | 13% | 24 |
| HERITAGE OAKS ASSISTED LIVING & MEMORY CARE | | 20 | 4 | 17% | 24 |
| WIREGRASS CLINIC LLC | | 19 | 5 | 21% | 24 |
| TARPON BAYOU CENTER | | | 24 | 100% | 24 |
| GARDENS HEALTH NH LLC | | 24 | | | 24 |

COVID-19: testing by laboratory

Data through Jan 24, 2021 verified as of Jan 25, 2021 at 09:25 AM

Data in this report are provisional and subject to change.

The numbers in the table below represent the number of Florida and non-Florida residents for whom test results were received by the Department of Health. A person can be tested by more than one laboratory and can have both positive and negative results. **Therefore, the sum of the numbers in each column will be larger than the total number of people tested.**

| Reporting lab | Inconclusive | Negative | Positive | Percent positive | Total |
|---|--------------|----------|----------|------------------|-------|
| WELLSNOW URGENT CARE | | 23 | 1 | 4% | 24 |
| PHYSICIANS PRIMARY CARE OF SW FLORIDA PL | | 24 | | | 24 |
| PREMIER URGENT CARE CENTER LLC | | | 24 | 100% | 24 |
| COURTYARDS OF ORLANDO | | 24 | | | 24 |
| MINUTECLINIC DIAGNOSTIC OF RHODE ISLAND, LLC #212 | | 24 | | | 24 |
| ABL MEDICAL CARE LLC | | | 24 | 100% | 24 |
| WESTPAC LABS | | 1 | 23 | 96% | 24 |
| VASSAR BROTHERS MEDICAL CENTER LABORATORY | | 23 | 1 | 4% | 24 |
| REGENCY OAKS HEALTH CENTER | | 22 | 2 | 8% | 24 |
| HENNEPIN COUNTY MEDICAL CENTER (HCMC) | | 13 | 11 | 46% | 24 |
| PREMIER COMMUNITY HEALTHCARE GROUP INC | | 23 | 1 | 4% | 24 |
| VILLAGES REHABILITATION AND NURSING CENTER | | 24 | | | 24 |
| JOHN KNOX VILLAGE OF CENTRAL FLORIDA | | 20 | 4 | 17% | 24 |
| FAST PACE MEDICAL CLINIC | | 22 | 2 | 8% | 24 |
| BROOKDALE CENTRE POINTE | | 24 | | | 24 |
| UR CARE FAMILY AND SPORTS MEDICINE | | | 24 | 100% | 24 |
| PANCARE HEALTH - BONIFAY K-8 | | | 24 | 100% | 24 |
| LABORATORY DYNAMICS | | 20 | 4 | 17% | 24 |
| AVENTIS BIO-SERVICES CTL | | 24 | | | 24 |
| ATRIA AT ST JOSEPHS | | 24 | | | 24 |
| WESTMINSTER WOODS ON JULINGTON CREEK | | 22 | 2 | 8% | 24 |
| ORANGE PARK PEDIATRICS | | 18 | 5 | 22% | 23 |
| PATHWAY PHARMACY | | 12 | 11 | 48% | 23 |
| STATE LAB | | 2 | 21 | 91% | 23 |
| MONTEFIORE NEW ROCHELLE HOSPITAL | | 22 | 1 | 4% | 23 |
| FAMILY CARE PARTNERS URGENT CARE LLC | | 17 | 6 | 26% | 23 |
| NORTH FLORIDA PEDIATRICS - JACKSONVILLE | | 21 | 2 | 9% | 23 |
| MED PLUS FLORENCE | | 19 | 4 | 17% | 23 |
| CHIPOLA MEDICAL ASSOCIATES | | 4 | 19 | 83% | 23 |
| COLONY CARE CENTER | | 14 | 9 | 39% | 23 |
| PARK WEST MEDICAL CENTER | | 22 | 1 | 4% | 23 |
| EGL GENETIC DIAGNOSTICS | | 1 | 22 | 96% | 23 |
| WINDERMERE MEDICAL CENTER | | 19 | 4 | 17% | 23 |
| ST JOHNS COUNTY DETENTION CENTER | | 23 | | | 23 |
| ADVANCED URGENT CARE | | 12 | 11 | 48% | 23 |
| SUNQUEST | | 3 | 20 | 87% | 23 |
| ISLAND COAST PEDIATRICS PA | | 22 | 1 | 4% | 23 |
| WEISS PEDIATRIC CARE LLC | | 16 | 7 | 30% | 23 |
| WUESTHOFF MEDICAL CENTER-MELBOURNE | | | 23 | 100% | 23 |
| UNIVERSITY HILLS HEALTH AND REHABILITATION CENTER | | 18 | 5 | 22% | 23 |
| NEW JERSEY | | 22 | 1 | 4% | 23 |
| PINELLAS INTERNAL MEDICINE ASSOCIATES | | 22 | 1 | 4% | 23 |
| THE COMMONWEALTH OF MASSACHUSETTS | | | 23 | 100% | 23 |
| FLORIDA ATLANTIC UNIVERSITY | | 21 | 2 | 9% | 23 |
| MADISON COUNTY MEMORIAL HOSP | | 12 | 11 | 48% | 23 |
| GULFSIDE HOSPICE INC | | 20 | 3 | 13% | 23 |

COVID-19: testing by laboratory

Data through Jan 24, 2021 verified as of Jan 25, 2021 at 09:25 AM

Data in this report are provisional and subject to change.

The numbers in the table below represent the number of Florida and non-Florida residents for whom test results were received by the Department of Health. A person can be tested by more than one laboratory and can have both positive and negative results. **Therefore, the sum of the numbers in each column will be larger than the total number of people tested.**

| Reporting lab | Inconclusive | Negative | Positive | Percent positive | Total |
|--|--------------|----------|----------|------------------|-------|
| UF HEALTH NORTH JACKSONVILLE | | | 23 | 100% | 23 |
| MINUTE CLINIC, LLC DBA MINUTECLINIC #4505 | | 22 | 1 | 4% | 23 |
| GASTROENTEROLOGY ASSOCIATES OF PENSACOLA PA | | 20 | 3 | 13% | 23 |
| WEST VOLUSIA FAMILY AND SPORTS MEDICINE | | 23 | | | 23 |
| EMERGENCY PHYSICIANS MEDICAL CENTER LLC | | 11 | 12 | 52% | 23 |
| ARUP | | 21 | 2 | 9% | 23 |
| SUMTER PEDIATRICS | | 21 | 2 | 9% | 23 |
| PENSACOLA PEDIATRICS - PACE | | 16 | 7 | 30% | 23 |
| NOBLE SENIOR LIVING | | 3 | 20 | 87% | 23 |
| FINLAY C. LABORATORY | | 3 | 19 | 86% | 22 |
| LAKELAND REGIONAL HEALTH PABLO | | 21 | 1 | 5% | 22 |
| GOOD SAMARITAN HOSPITAL LABORATORY | | 19 | 3 | 14% | 22 |
| BRANDON COMMUNITY HEALTH CENTER | | 14 | 8 | 36% | 22 |
| MERCY MEDICAL URGENT CARE CENTER INC | | 3 | 19 | 86% | 22 |
| URGENT CARE USA | | | 22 | 100% | 22 |
| CHILDREN'S MEDICAL CENTER | | | 22 | 100% | 22 |
| COASTAL SKIN SURGERY AND DERMATOLOGY | | 15 | 7 | 32% | 22 |
| SEAGRASS VILLAGE | | | 22 | 100% | 22 |
| LAKEVIEW HEALTH CARE SYSTEMS | | 8 | 14 | 64% | 22 |
| FORT CAROLINE GARDENS, INC | | 20 | 2 | 9% | 22 |
| HARMONY HEALTH OPCO, LLC | | 15 | 7 | 32% | 22 |
| SYNIVERSE WELLNESS CENTER | | 18 | 4 | 18% | 22 |
| UNION CHD | | 20 | 2 | 9% | 22 |
| MOBILE DIVISION LABORATORY | | 7 | 15 | 68% | 22 |
| TEN HEALTHCARE | | 6 | 16 | 73% | 22 |
| SARASOTA MEMORIAL NURSING & REHABILITATION CTR | | 22 | | | 22 |
| BROWARD HEALTH IMPERIAL POINT NURSING | | | 22 | 100% | 22 |
| HOSPICE OF LAKE & SUMTER INC | | 22 | | | 22 |
| ALAN A SMITH MD LLC | | 21 | 1 | 5% | 22 |
| MILLENNIA ADVANCED SCIENTIFIC LLC | | | 22 | 100% | 22 |
| MARION PEDIATRICS PA | | 17 | 5 | 23% | 22 |
| HUNT CLUB PEDIATRIC ASSOCIATES LLC | | 19 | 3 | 14% | 22 |
| HEALTHPARK MEDICAL CENTER ABG LAB | | 21 | 1 | 5% | 22 |
| FIRST CHOICE PEDIATRICS LOOP | | 20 | 2 | 9% | 22 |
| KEY WEST MEDICAL CENTER | 1 | 20 | 1 | 5% | 22 |
| ROCKLEDEGE REGIONAL MEDICAL CENTER | | 17 | 5 | 23% | 22 |
| SUMMIT MEDICAL GROUP - 75 E NORTHFIELD | | 20 | 2 | 9% | 22 |
| APOLLO SURGERY CENTER | | 20 | 2 | 9% | 22 |
| VIKOR SCIENTITIC | | | 22 | 100% | 22 |
| FLORIDA PEDIATRICS | | 6 | 16 | 73% | 22 |
| EPIC REFERENCE LABS INC | | | 22 | 100% | 22 |
| WARDE MEDICAL LABORATORY | | 15 | 7 | 32% | 22 |
| EBEIDS MD PEDIATRICS | | 19 | 3 | 14% | 22 |
| MAYO CLINIC JACKSONVILLE | | 1 | 21 | 95% | 22 |
| TOTAL CARE PLUS LLC | | | 22 | 100% | 22 |
| BROOKDALE UNIVERSITY HOSPITAL | | 21 | 1 | 5% | 22 |

COVID-19: testing by laboratory

Data through Jan 24, 2021 verified as of Jan 25, 2021 at 09:25 AM

Data in this report are provisional and subject to change.

The numbers in the table below represent the number of Florida and non-Florida residents for whom test results were received by the Department of Health. A person can be tested by more than one laboratory and can have both positive and negative results. **Therefore, the sum of the numbers in each column will be larger than the total number of people tested.**

| Reporting lab | Inconclusive | Negative | Positive | Percent positive | Total |
|--|--------------|----------|----------|------------------|-------|
| RESIDENCE AT BAY VUE | | 21 | 1 | 5% | 22 |
| DIACARTA INC. | | 22 | | | 22 |
| AMMON ANALYTICAL LABORATORIES | | 18 | 3 | 14% | 21 |
| PHYSICIANS CARE | | 18 | 3 | 14% | 21 |
| STEWART MEDICAL GROUP INC | | | 21 | 100% | 21 |
| ADVENTHEALTH MEDICAL GROUP FAMILY MEDICINE | | 20 | 1 | 5% | 21 |
| UPMC CHAUTAUQUA AT WCA LABORATORY | | 20 | 1 | 5% | 21 |
| NCHD | | 7 | 14 | 67% | 21 |
| LYSTER ACH FT RUCKER AL | | 18 | 3 | 14% | 21 |
| GREEN GABLES ASSISTED LIVING FACILITY | | 21 | | | 21 |
| VIRTUA | | 17 | 4 | 19% | 21 |
| WELL-BEING MEDICAL CENTER PLLC | | 19 | 2 | 10% | 21 |
| MD BEAUTY LABS, PA | | 20 | 1 | 5% | 21 |
| MINUTE CLINIC DIAGNOSTIC OF SC, LLC #75 | | 20 | 1 | 5% | 21 |
| ELAN SPANISH SPRINGS | | 4 | 17 | 81% | 21 |
| TIFFANY LAKE CARE CENTERS INC | | 21 | | | 21 |
| FLORIDA PEDIATRIC GROUP PA | | 19 | 2 | 10% | 21 |
| AMERICAN ESOTERIC LABORATORIES | | 6 | 15 | 71% | 21 |
| CENTRAL FLORIDA HEALTH CARE INC | | 2 | 19 | 90% | 21 |
| LONG TERM CARE OF JAY, LLC | | | 21 | 100% | 21 |
| TAMPA BAY CONCIERGE DOCTOR, LLC | | 20 | 1 | 5% | 21 |
| Summit Medical Group Westfield Lab | | 18 | 3 | 14% | 21 |
| ARDEN COURTS OF WINTER SPRINGS | | 18 | 3 | 14% | 21 |
| PATHGROUP | | | 21 | 100% | 21 |
| BROOKWOOD BAPTIST MEDICAL CENTER | | 20 | 1 | 5% | 21 |
| SOUTHEASTERN OUTPATIENT SURGERY CENTER | | 20 | 1 | 5% | 21 |
| PALMETTO PEDIATRICS | | | 21 | 100% | 21 |
| STEWART MELBOURNE HOSPITAL | | | 21 | 100% | 21 |
| INTERNATIONAL MEDICAL LABORATORY INC | | 21 | | | 21 |
| SUNSHINE ASSISTED LIVING | | 21 | | | 21 |
| PRIME CARE ONE LLC/HARBORCHASE OF VENICE | | | 21 | 100% | 21 |
| PHYSICIANS STAT | | 2 | 19 | 90% | 21 |
| PULSE MEDICAL GROUP INC | | | 21 | 100% | 21 |
| ST JUDE CHILDRENS RESEARCH HOSPITAL | | 21 | | | 21 |
| CLINICAL PATHOLOGY LABORATORIES SOUTHEAST | | | 21 | 100% | 21 |
| RAPID RELIABLE TESTING NY LLC | | 19 | 2 | 10% | 21 |
| NAPHCARE, INC. | | 11 | 10 | 48% | 21 |
| ARTHREX MEDICAL CENTER | | 10 | 11 | 52% | 21 |
| MEDICAL EXPRESS CORP | | 18 | 2 | 10% | 20 |
| ADVENT HEALTH EXPRESS | | 9 | 11 | 55% | 20 |
| Baldwin Pediatrics | | 18 | 2 | 10% | 20 |
| BAY PEDIATRICS PA | | 18 | 2 | 10% | 20 |
| BETHESDA HEALTH PHYSICIAN GROUP INC | | | 20 | 100% | 20 |
| NOVANT HEALTH | | 15 | 5 | 25% | 20 |
| TGH MEDICAL GROUP LABORATORY CARROLLWOOD | | | 20 | 100% | 20 |
| INTERCOASTAL MEDICAL GROUP | | | 20 | 100% | 20 |

COVID-19: testing by laboratory

Data through Jan 24, 2021 verified as of Jan 25, 2021 at 09:25 AM

Data in this report are provisional and subject to change.

The numbers in the table below represent the number of Florida and non-Florida residents for whom test results were received by the Department of Health. A person can be tested by more than one laboratory and can have both positive and negative results. **Therefore, the sum of the numbers in each column will be larger than the total number of people tested.**

| Reporting lab | Inconclusive | Negative | Positive | Percent positive | Total |
|--|--------------|----------|----------|------------------|-------|
| CARESPOT | | 1 | 19 | 95% | 20 |
| CL BRUMBACK PRIMARY CARE CLINIC LANTANA | | 2 | 18 | 90% | 20 |
| CONNECTDX | | 5 | 15 | 75% | 20 |
| ROCKLEDGE FAMILY HEALTH | | | 20 | 100% | 20 |
| MARYLAND DEPARTMENT OF HEALTH | | | 20 | 100% | 20 |
| LONG TERM CARE OF GULF BREEZE LLC | | 17 | 3 | 15% | 20 |
| MINUTECLINIC DIAGNOSTIC OF NORTH CAROLINA | | 20 | | | 20 |
| GLEN COVE HOSPITAL | | 20 | | | 20 |
| CARENOW - DOWNTOWN NORTH GULCH | | 20 | | | 20 |
| Wiregrass Rehabilitation Center and Nursing Home | | 20 | | | 20 |
| POINT OF CARE CLINICS PRIMARY CARE | | 20 | | | 20 |
| FLORIDA HOSPITAL LABS | | 11 | 9 | 45% | 20 |
| ADVENT HEALTH CENTRA CARE - LAKE BUENA VISTA | | 1 | 19 | 95% | 20 |
| REDITUS LABORATORIES | | | 20 | 100% | 20 |
| LAKE WORTH MANOR | | 19 | 1 | 5% | 20 |
| THE TRADITION OF THE PALM BEACHES | | 19 | 1 | 5% | 20 |
| ENGLEWOOD HOSPITAL AND MEDICAL CENTER | | 16 | 4 | 20% | 20 |
| ATLAN | | 18 | 2 | 10% | 20 |
| CARESPOT OF NOCATEE | | 1 | 19 | 95% | 20 |
| HEALTHY MINORS, LLC. | | 20 | | | 20 |
| LAKE PLACID HEALTH AND REHABILITATION | | | 20 | 100% | 20 |
| HENDRY REGIONAL CORPORATE HEALTH | | | 20 | 100% | 20 |
| SOUTHCOR LABORATORY | | 2 | 18 | 90% | 20 |
| ACCESS 365 URGENT CARE | | 7 | 13 | 65% | 20 |
| PALMS MEDICAL GROUP - LAKE CITY WEST | | 3 | 17 | 85% | 20 |
| BEST MEDICAL CENTER | | 11 | 9 | 45% | 20 |
| MINUTECLINIC, LLC #08366 | | 15 | 5 | 25% | 20 |
| PINES NURSING HOME | | 19 | 1 | 5% | 20 |
| 81ST MEDICAL GROUP | | | 20 | 100% | 20 |
| ESTATES MEDICAL CENTER | | 12 | 8 | 40% | 20 |
| MID FLORIDA PATHOLOGY LLC | | 19 | 1 | 5% | 20 |
| PONCE PLAZA NURSING & REHAB CENTER | | 4 | 16 | 80% | 20 |
| APOLLO HEALTH & REHABILITATION | | 15 | 5 | 25% | 20 |
| CANTON-POTSDAM HOSPITAL LABORATORY | | 20 | | | 20 |
| HOLMES COUNTY HEALTH DEPARTMENT | | 12 | 7 | 37% | 19 |
| NORTH FLORIDA / SOUTH GEORGIA VETERANS HEALTH SYSTEM | | | 19 | 100% | 19 |
| SEVEN RIVERS REGIONAL MEDICAL CENTER | | 5 | 14 | 74% | 19 |
| INTEGRATED REGIONAL LABORATORIES - LARGO | | | 19 | 100% | 19 |
| MAGNOLIA PEDIATRICS | | 2 | 17 | 89% | 19 |
| JEFFERSON K-12, A SOMERSET SCHOOL- CLINIC | | 16 | 3 | 16% | 19 |
| PENNSYLVANIA DEPARTMENT OF HEALTH BUREAU OF LABORATORIES | | | 19 | 100% | 19 |
| NO NAME | | 8 | 11 | 58% | 19 |
| STUART REHABILITATION AND HEALTHCARE | | 5 | 14 | 74% | 19 |
| CAPE CORAL HOSPITAL ABG LABORATORY | | 10 | 9 | 47% | 19 |
| LIFE CARE CENTER OF JACKSONVILLE | | | 19 | 100% | 19 |
| UNIV OF NORTH ALABAMA HEALTH CENTER | | 18 | 1 | 5% | 19 |

COVID-19: testing by laboratory

Data through Jan 24, 2021 verified as of Jan 25, 2021 at 09:25 AM

Data in this report are provisional and subject to change.

The numbers in the table below represent the number of Florida and non-Florida residents for whom test results were received by the Department of Health. A person can be tested by more than one laboratory and can have both positive and negative results. **Therefore, the sum of the numbers in each column will be larger than the total number of people tested.**

| Reporting lab | Inconclusive | Negative | Positive | Percent positive | Total |
|--|--------------|----------|----------|------------------|-------|
| FORT SANDERS REGIONAL LABORATORY | | 19 | | | 19 |
| MINUTECLINIC DIAGNOSTIC OF MICHIGAN | | 17 | 2 | 11% | 19 |
| BAYVIEW MEDICAL | | 19 | | | 19 |
| STONE WASH CLINICAL LABORATORIES | | 2 | 17 | 89% | 19 |
| NANO HEALTH ASSOCIATES LLC | | 19 | | | 19 |
| MEDEXPRESS - BLOOMIN BRANDS | | 4 | 15 | 79% | 19 |
| LAB INTERMARKET FACILITY LAB | | 1 | 18 | 95% | 19 |
| TOTAL ACCESS URGENT CARE | | | 19 | 100% | 19 |
| FLORIDA COMMUNITY HEALTH CENTER OF ST. LUCIE | | 1 | 18 | 95% | 19 |
| ESOTERIX GENETIC LABORATORIES | | 16 | 3 | 16% | 19 |
| MIAMI CLINICAL RESEARCH CORP | | | 19 | 100% | 19 |
| LONG BEACH URGENT CARE | | 19 | | | 19 |
| BAY STREET PHARMACY | | 18 | 1 | 5% | 19 |
| OHIO CVS STORES, LLC DBA | | 17 | 2 | 11% | 19 |
| BROOKDALE MANDARIN CENTRAL | | 6 | 13 | 68% | 19 |
| MEDEXPRESS URGENT CARE - BLOOMINGTON | | 16 | 3 | 16% | 19 |
| ASSISTED LIVING OF BROWARD | | 19 | | | 19 |
| MIGUEL E TREVINO MD PA | | 16 | 3 | 16% | 19 |
| CARE 4 U MANAGEMENT, INC | | | 19 | 100% | 19 |
| MED HEALTH SERVICES | | 18 | 1 | 5% | 19 |
| Kindred Hospital South Florida Hollywood SNU | | 18 | 1 | 5% | 19 |
| SHORE MEMORIAL HOSPITAL | | 16 | 3 | 16% | 19 |
| OLIVE BRANCH HEALTH AND REHABILITATION CENTER | | | 19 | 100% | 19 |
| PRIMECARE OF DOTHAN-DALEVILLE CLINIC | | 14 | 5 | 26% | 19 |
| PEDIATRIC ASSOCIATES AT ARGYLE PA | | 18 | 1 | 5% | 19 |
| Bon Secours Maria Manor | | 14 | 5 | 26% | 19 |
| HUNTINGTON STATION URGENT CARE | | 18 | 1 | 5% | 19 |
| DCH REGIONAL MEDICAL CENTER LABORATORY | | 18 | 1 | 5% | 19 |
| HARBOUR ISLAND PEDIATRICS | | 12 | 7 | 37% | 19 |
| HEALTH MED CENTERS | | 19 | | | 19 |
| DEPT OF VA MEDICAL CENTER - BAY PINES | | | 18 | 100% | 18 |
| COLORADO DEPARTMENT OF PUBLIC HEALTH AND ENVIRONMENT | | | 18 | 100% | 18 |
| MARTHA'S HOUSE & ASSISTED LIVING FACILITY | | 18 | | | 18 |
| TPCA CLINICAL LABORATORIES | | 15 | 3 | 17% | 18 |
| HOWARD BEACH URGENT CARE | | 18 | | | 18 |
| IMA MEDICAL CENTER | | 7 | 11 | 61% | 18 |
| MORNINGSIDE MANOR & VILLA ADULT CARE C | | 18 | | | 18 |
| UM MILLER SCHOOL OF MEDICINE | | | 18 | 100% | 18 |
| GERALD J KIVETT MD | | 16 | 2 | 11% | 18 |
| XPRESS WELLNESS URGENT CARE | | | 18 | 100% | 18 |
| SUWANNEE COUNTY SHERIFF OFFICE | | 16 | 2 | 11% | 18 |
| ASURANCE SCIENTIFIC LABORATORIES | | 18 | | | 18 |
| ADVENTHEALTH MEDICAL GROUP FAMILY & INTERNAL | | 9 | 9 | 50% | 18 |
| TIMBERLANE LODGE ALF | 1 | 10 | 7 | 39% | 18 |
| DAVID LAWRENCE CENTER | | 15 | 3 | 17% | 18 |
| Sovereign Laboratory Services, LLC | | 16 | 2 | 11% | 18 |

COVID-19: testing by laboratory

Data through Jan 24, 2021 verified as of Jan 25, 2021 at 09:25 AM

Data in this report are provisional and subject to change.

The numbers in the table below represent the number of Florida and non-Florida residents for whom test results were received by the Department of Health. A person can be tested by more than one laboratory and can have both positive and negative results. **Therefore, the sum of the numbers in each column will be larger than the total number of people tested.**

| Reporting lab | Inconclusive | Negative | Positive | Percent positive | Total |
|--|--------------|----------|----------|------------------|-------|
| JACKSON NORTH MEDICAL CENTER | | 2 | 16 | 89% | 18 |
| DALE MEDICAL CENTER | | 13 | 5 | 28% | 18 |
| Salerno Bay Health & Rehabilitation Center | | 13 | 5 | 28% | 18 |
| MOORINGS PARK OAKSTONE AT GREY OAKS | | 17 | 1 | 6% | 18 |
| GENERAL INTERNAL MEDICINE MEDICAL CTR CLINIC | | 13 | 5 | 28% | 18 |
| MARQUES PEDIATRICS | | | 18 | 100% | 18 |
| CARDIOLOGY AND MEDICINE ASSOCIATES INC | | 18 | | | 18 |
| WALGREENS COVID-19 | | 14 | 4 | 22% | 18 |
| MARATHON HEALTH FOR LIFE | | 16 | 2 | 11% | 18 |
| PROFESSIONAL PARK PEDIATRICS PA | | | 18 | 100% | 18 |
| CLERMONT ADVENTHEALTH CENTRA CARE | | | 18 | 100% | 18 |
| OAKMONTE VILLAGE | | 17 | 1 | 6% | 18 |
| AURORA DIAGNOSTICS | | 6 | 12 | 67% | 18 |
| MARION COUNTY HEALTH DEPARTMENT | | 17 | 1 | 6% | 18 |
| M&V SAN JOSE MEDICAL CENTER | | | 18 | 100% | 18 |
| CCS - BROWARD COUNTY JAIL | | 18 | | | 18 |
| HALIFAX HEALTH URGENT CARE | | 3 | 15 | 83% | 18 |
| HARTFORD HOSPITAL ANCILLARY LAB | | 17 | 1 | 6% | 18 |
| BUREAU OF PUBLIC HEALTH | 1 | 1 | 16 | 89% | 18 |
| ROSLYN URGENT CARE | | 18 | | | 18 |
| GOOD SAMARITAN SOCIETY OF DAYTONA | | 16 | 2 | 11% | 18 |
| MADISON CORE LABORATORIES | | 17 | 1 | 6% | 18 |
| FAMILY CARE CYPRESS CREEK | | 1 | 17 | 94% | 18 |
| TOTAL RENAL LABORATORIES INC | | 13 | 5 | 28% | 18 |
| NORTH PINELLAS CHILDRENS MEDICAL CENTER | | | 18 | 100% | 18 |
| BOZEMAN HEALTH DEACONESS HOSPITAL | | 13 | 5 | 28% | 18 |
| GROWING TOGETHER PEDIATRICS, LLC | | 14 | 4 | 22% | 18 |
| Clearwater Center | | 8 | 10 | 56% | 18 |
| ALL PEDIATRIC CARE | | | 17 | 100% | 17 |
| WALGREEN EASTERN CO, INC | | 17 | | | 17 |
| BIOREFERENCE LABORATORIES INC | | 3 | 14 | 82% | 17 |
| NEW YORK PRESBYTERIAN - ALLEN HOSPITAL | | 17 | | | 17 |
| COAST MED URGENT CARE | | 16 | 1 | 6% | 17 |
| ASCENSION ST VINCENT'S PRIMARY CARE | | | 17 | 100% | 17 |
| HOLIDAY MEDICAL ASSOCIATES | | 1 | 16 | 94% | 17 |
| AMELIA ASSISTED LIVING FACILITY | | 17 | | | 17 |
| WINTER PARK FAMILY PRACTICE LLC | | 17 | | | 17 |
| BAY BREEZE HEALTH AND REHABILITATION CENTER | | 9 | 8 | 47% | 17 |
| Z UROLOGY | | 17 | | | 17 |
| CVS MINUTE CLINIC DIAGNOSTIC OF NORTH CAROL | | 13 | 4 | 24% | 17 |
| MID-FLORIDA PATHOLOGY, LLC | | 12 | 5 | 29% | 17 |
| REGENCY SQUARE MALL - SEARS | | 2 | 15 | 88% | 17 |
| HEALTHCARE NOW | | | 17 | 100% | 17 |
| ROCKLAND URGENT CARE FAMILY HEALTH NP | | 17 | | | 17 |
| BAPTIST PRIMARY BLACK CREEK SOUTH | | | 17 | 100% | 17 |
| COMMONWEALTH OF MASSACHUSETTS | | | 17 | 100% | 17 |

COVID-19: testing by laboratory

Data through Jan 24, 2021 verified as of Jan 25, 2021 at 09:25 AM

Data in this report are provisional and subject to change.

The numbers in the table below represent the number of Florida and non-Florida residents for whom test results were received by the Department of Health. A person can be tested by more than one laboratory and can have both positive and negative results. **Therefore, the sum of the numbers in each column will be larger than the total number of people tested.**

| Reporting lab | Inconclusive | Negative | Positive | Percent positive | Total |
|--|--------------|----------|----------|------------------|-------|
| JUPITER MEDICAL CENTER | | | 17 | 100% | 17 |
| FUNGAL REFERENCE LABORATORY | | 12 | 5 | 29% | 17 |
| JESSIE TRICE COMMUNITY HEALTH SYSTEM, INC | | 1 | 16 | 94% | 17 |
| COMPLETE HOME CARE OF THE PALM BEACHES LLC | | 16 | 1 | 6% | 17 |
| THE CANOPY AT HARPER LAKE | 1 | | 16 | 94% | 17 |
| MICHELLE S PAGE MD PA | | 17 | | | 17 |
| BAYCARE MEDICAL GROUP INC | | | 17 | 100% | 17 |
| URGENT CARE WEST CLINIC | | 14 | 3 | 18% | 17 |
| UVMC MICROBIOLOGY | | 16 | 1 | 6% | 17 |
| MARCO DRUGS AND COMPOUNDING | | 13 | 4 | 24% | 17 |
| MD NOW MEDICAL CENTERS INC | | | 17 | 100% | 17 |
| ERIC C MARSHAL MD, PC DBA MINUTECLINIC | | 16 | 1 | 6% | 17 |
| ST. JUDES LABORATORIES | | 12 | 5 | 29% | 17 |
| ST ELIZABETH MEDICAL CENTER LABORATORY | | 16 | 1 | 6% | 17 |
| HELIX DIAGNOSTICS | | | 17 | 100% | 17 |
| MINUTECLINIC, LLC | | 14 | 3 | 18% | 17 |
| KIVA AT CANTERBURY | | | 17 | 100% | 17 |
| BRIDGEWAY HEALTH CLINICS INC | | | 17 | 100% | 17 |
| URGENT CARE AT LONGWOOD | | | 17 | 100% | 17 |
| COOPER HEALTHCARE | | 17 | | | 17 |
| RESOLVE MOLECULAR DIAGNOSTICS | | 13 | 4 | 24% | 17 |
| TENNESSEE DEPARTMENT OF HEALTH | | 13 | 4 | 24% | 17 |
| CONSOLIDATED LAB SERVICES | | 8 | 9 | 53% | 17 |
| ROYAL PALM MEDICAL GROUP, INC | | 17 | | | 17 |
| BROOKDALE ST AUGUSTINE | | | 16 | 100% | 16 |
| ARDEN COURTS OF LELY PALMS | | 15 | 1 | 6% | 16 |
| ADVENT HEALTH - ZEPHYRHILLS | | | 16 | 100% | 16 |
| UAH STUDENT HEALTH CENTER | | 11 | 5 | 31% | 16 |
| ST AUGUSTINE PLANTATION | | 1 | 15 | 94% | 16 |
| DIEGO FALLON MD PA | | 6 | 10 | 63% | 16 |
| LOVING CARE OF THE TREASURE COAST LLC | 1 | 10 | 5 | 31% | 16 |
| AESTHETIC ENHANCEMENTS | | 16 | | | 16 |
| ALL FLORIDA FAMILY & SPORTS MEDICINE | | 15 | 1 | 6% | 16 |
| GRACE MEDICAL HOME | | 12 | 4 | 25% | 16 |
| MEDEXPRESS URGENT CARE LEWISBURG | | 15 | 1 | 6% | 16 |
| ST CATHERINE OF SIENA HOSPITAL | | 14 | 2 | 13% | 16 |
| OPTUMCARE SOUTH FLORIDA, LLC | | 11 | 5 | 31% | 16 |
| HUNT CLUB MEDICAL | | 12 | 4 | 25% | 16 |
| ADIRONDACK MEDICAL CENTER | | 16 | | | 16 |
| ARCPPOINT LABS OF WEST PALM BEACH | | | 16 | 100% | 16 |
| JOSEPH MIGNOGNA | | 13 | 3 | 19% | 16 |
| CAREHERE LAKE SCHOOLS EMPLOYEE HEALTH CENTER | | 10 | 6 | 38% | 16 |
| MD PLUS URGENT CARE, LLC | | | 16 | 100% | 16 |
| INTERNAL MEDICINE ASSOCIATES & SPECIALTIES INC | | 15 | 1 | 6% | 16 |
| OCOE PEDIATRICS | | 13 | 3 | 19% | 16 |
| FAST TRACK URGENT CARE CENTER - TYRONE | | | 16 | 100% | 16 |

COVID-19: testing by laboratory

Data through Jan 24, 2021 verified as of Jan 25, 2021 at 09:25 AM

Data in this report are provisional and subject to change.

The numbers in the table below represent the number of Florida and non-Florida residents for whom test results were received by the Department of Health. A person can be tested by more than one laboratory and can have both positive and negative results. **Therefore, the sum of the numbers in each column will be larger than the total number of people tested.**

| Reporting lab | Inconclusive | Negative | Positive | Percent positive | Total |
|---|--------------|----------|----------|------------------|-------|
| ROBERT H JENKINS JR VETERANS' DOMICILIARY HOME OF | | 13 | 3 | 19% | 16 |
| ALBIBI | | 1 | 15 | 94% | 16 |
| MASSACHUSETTS GENERAL HOSPITAL | | 1 | 15 | 94% | 16 |
| ST VINCENT'S EAST | | 15 | 1 | 6% | 16 |
| XERA MED RESEARCH | | | 16 | 100% | 16 |
| LIGHTHOUSE PEDIATRICS OF NAPLES | | 12 | 4 | 25% | 16 |
| ROADS PEDIATRICS,LLC | | 14 | 2 | 13% | 16 |
| ROWLETT MIDDLE ACADEMY | | 14 | 2 | 13% | 16 |
| REHAB AND HEALTHCARE CENTER OF CAPE CORAL | | 16 | | | 16 |
| MINUTECLINIC DIAGNOSTIC OF ILLINOIS L | | 14 | 2 | 13% | 16 |
| OKEECHOBEE HEALTHCARE FACILITY | | | 16 | 100% | 16 |
| ADVENT HEALTH MEDICAL GROUP- FAMILY MEDICINE AT DR. PHILIPS | | 11 | 5 | 31% | 16 |
| BONIFAY NURSING AND REHABILITATION CENTER | | | 16 | 100% | 16 |
| AVOW HOSPICE INC | | 16 | | | 16 |
| CAREHERE- LCS LEESBURG | | | 16 | 100% | 16 |
| PRO HEALTH FAMILY PHYSICIANS, NYSTROM | | 16 | | | 16 |
| Lab MSMC Hialeah | | | 16 | 100% | 16 |
| CERON PEDIATRICS & INTEGRATIVE MEDICIN | | 16 | | | 16 |
| MORRIS PARK URGENT CARE | | 13 | 3 | 19% | 16 |
| REGENEXX TAMPA BAY | | 14 | 2 | 13% | 16 |
| KEYSTYLE LIVING LLC | 1 | 15 | | | 16 |
| JUST FOR KIDS PEDIATRICS | | 5 | 11 | 69% | 16 |
| NEWYORK-PRESBYTERIAN/ LAWRENCE HOSPITAL LABORATORY | | 14 | 2 | 13% | 16 |
| FAMILY AND INTERNAL MEDICINE AT AVALON PARK | | 13 | 3 | 19% | 16 |
| FLORIDA ENDOSCOPY & SURGERU CTR LLC | | 16 | | | 16 |
| HEALTH CENTRAL HOSPITAL | | | 16 | 100% | 16 |
| DARDEN WELLNESS CENTER | | 13 | 3 | 19% | 16 |
| MIRIMUS INC | | 1 | 15 | 94% | 16 |
| MONROE COUNTY DETENTION CENTER | | | 16 | 100% | 16 |
| CRUCIAL CARE | | 10 | 6 | 38% | 16 |
| MILLENNIUM PHYSICIAN GRP LLC NAPLES PINE RIDGE | | | 16 | 100% | 16 |
| SRMC AVALON | | 9 | 7 | 44% | 16 |
| CVS MINUTE CLINIC | | 1 | 15 | 94% | 16 |
| SHELBY BAPTIST MEDICAL CENTER | | 11 | 5 | 31% | 16 |
| URGENT CARE CLINIC OF LINCOLN | | 14 | 2 | 13% | 16 |
| TELEVISIT MALABAR PEDIATRICS | | 5 | 10 | 67% | 15 |
| ORLANDO HEALTH | | 2 | 13 | 87% | 15 |
| GUARDANT HEALTH | | 11 | 4 | 27% | 15 |
| WINSHIPS PHARMACY INC | | 15 | | | 15 |
| GLEN OAKS URGENT CARE | | 15 | | | 15 |
| MINUTE CLINIC DIAGNOSTIC OF VIRGINIA | | 11 | 4 | 27% | 15 |
| CLEARWATER EMPLOYEE HEALTH CLINIC | | 5 | 10 | 67% | 15 |
| CENTER ONE SURGERY CENTER | | 11 | 4 | 27% | 15 |
| ISLAND LAKE CENTER | | 4 | 11 | 73% | 15 |
| NORTHWEST FLORIDA SLEEP | | 1 | 14 | 93% | 15 |
| WELLINGTON FAMILY PRACTICE | | 13 | 2 | 13% | 15 |

COVID-19: testing by laboratory

Data through Jan 24, 2021 verified as of Jan 25, 2021 at 09:25 AM

Data in this report are provisional and subject to change.

The numbers in the table below represent the number of Florida and non-Florida residents for whom test results were received by the Department of Health. A person can be tested by more than one laboratory and can have both positive and negative results. **Therefore, the sum of the numbers in each column will be larger than the total number of people tested.**

| Reporting lab | Inconclusive | Negative | Positive | Percent positive | Total |
|--|--------------|----------|----------|------------------|-------|
| BAYCARE HEALTH SYSTEMS, LLC | | | 15 | 100% | 15 |
| PROMEDICA LABORATORIES | | 11 | 4 | 27% | 15 |
| OCEANSIDE URGENT CARE | | 15 | | | 15 |
| FAMILY CARE CENTER OF ARLINGTON | | 10 | 5 | 33% | 15 |
| 49D2045214PHYSICIAN OFFICE WAIVER MED EXPRESS URGENT CARE - HARRISONBU | | 6 | 9 | 60% | 15 |
| SINAI HOSPITAL OF BALTIMORE | | 15 | | | 15 |
| MINUTECLINIC DIAGNOSTIC OF HAWAII LLC | | 14 | 1 | 7% | 15 |
| MCWHORTER SCHOOL OF PHARMACY | | 15 | | | 15 |
| Citymd Of Lacey | | 14 | 1 | 7% | 15 |
| MINIMALLY INVASIVE VASCULAR INC | | 13 | 2 | 13% | 15 |
| BROOKDALE BRANDON | 1 | 14 | | | 15 |
| SIGNATURE HEALTHCARE OF ORANGE PARK | | 14 | 1 | 7% | 15 |
| GENTIVA HEALTH SERVICES | | 13 | 2 | 13% | 15 |
| BESSENT ROAD GROUP HOME | | 15 | | | 15 |
| COASTAL FAMILY PRACTICE | | 8 | 7 | 47% | 15 |
| DEPT OF VA MED CENTE-WEST PALM BEACH | | | 15 | 100% | 15 |
| VALLEY IMMEDIATE CARE | | 13 | 2 | 13% | 15 |
| ROBERT WOOD JOHNSON UNIVERSITY HOSP | | 13 | 2 | 13% | 15 |
| SOUTH CAROLINA DEPT OF HEALTH AND ENVIRONMENT CONTROL | | 2 | 13 | 87% | 15 |
| ARDEN COURTS OF SARASOTA | | | 15 | 100% | 15 |
| HODGES CLUSTER | | 2 | 13 | 87% | 15 |
| MEADOWCREST MOLECULAR DIAGNOSTICS, LLC | | | 15 | 100% | 15 |
| NOVANT HEALTH GOHEALTH URGENT CARE-HARRISBURG | | 8 | 7 | 47% | 15 |
| MINUTECLINIC DIAGNOSTIC OF TN PC #378 | | 14 | 1 | 7% | 15 |
| HOLLEY-NAVARRE MEDICAL CLINIC | | 5 | 10 | 67% | 15 |
| PANAMA CITY VITAS HOSPICE | | 15 | | | 15 |
| DIATHERIX | | 13 | 2 | 13% | 15 |
| PATHLINE | | | 15 | 100% | 15 |
| TRINITY MEDICAL ASSOCIATES LLC | | | 15 | 100% | 15 |
| MILTON 4707 | | 15 | | | 15 |
| WAKULLA COUNTY HEALTH DEPARTMENT | | 5 | 10 | 67% | 15 |
| RAINBOW PEDIATRICS | | 1 | 14 | 93% | 15 |
| BHA CENTRAL COUNTY CLINIC | | 1 | 14 | 93% | 15 |
| EXPRESS FAMILY CARE LLC | | | 15 | 100% | 15 |
| CONCORD LIFE SCIENCES LLC | | 3 | 12 | 80% | 15 |
| CENTERPLACE HEALTH | | 1 | 14 | 93% | 15 |
| COLLEGE POINT URGENT CARE | | 13 | 2 | 13% | 15 |
| CHARLOTTE CHD PORT CHARLOTTE | | 12 | 3 | 20% | 15 |
| FLORIDA HOSPITAL WINTER GARDEN | | 13 | 2 | 13% | 15 |
| BROOKDALE PENSACOLA | | 14 | 1 | 7% | 15 |
| TOTTENVILLE CIRCLE URGENT CARE | | 15 | | | 15 |
| SPEARHEAD MEDICAL | | | 15 | 100% | 15 |
| CHILDRENS MEDICAL CENTER | | | 15 | 100% | 15 |
| EASTLAKE PEDIATRICS - TRINITY | | 15 | | | 15 |
| SUNLIFE PHARMACY | | 14 | | | 14 |
| Belleair Healthcare Center | | 8 | 6 | 43% | 14 |

COVID-19: testing by laboratory

Data through Jan 24, 2021 verified as of Jan 25, 2021 at 09:25 AM

Data in this report are provisional and subject to change.

The numbers in the table below represent the number of Florida and non-Florida residents for whom test results were received by the Department of Health. A person can be tested by more than one laboratory and can have both positive and negative results. **Therefore, the sum of the numbers in each column will be larger than the total number of people tested.**

| Reporting lab | Inconclusive | Negative | Positive | Percent positive | Total |
|---|--------------|----------|----------|------------------|-------|
| MINUTECLINIC DIAGNOSTIC OF PENNSYLVANIA | | 14 | | | 14 |
| MEDEXPRESS URGENT CARE, MOON TOWNSHIP | | 13 | 1 | 7% | 14 |
| ALAN L MELOTEK MD | | 14 | | | 14 |
| Wesley Place on Honeysuckle | | 12 | 2 | 14% | 14 |
| STATMED OCALA | | | 14 | 100% | 14 |
| LAKE CO EMPLOYEE HEALTH AND WELLNESS CENTER | | 13 | 1 | 7% | 14 |
| Consulate Health Care of Jacksonville | | | 14 | 100% | 14 |
| AUBURN COMMUNITY HOSPITAL | | 12 | 2 | 14% | 14 |
| MULBERRY'S MOBILE PROVIDER SERVICES LLC | | | 14 | 100% | 14 |
| MEDEMERGE | | 13 | 1 | 7% | 14 |
| RIVERSIDE COTTAGES AT THE SHORES, LLC | | | 14 | 100% | 14 |
| SOUTHEASTERN UNIVERSITY INC | | 14 | | | 14 |
| ST JOSEPH HOSPITAL | | 13 | 1 | 7% | 14 |
| BASSETTI & ASSOCIATES, MD, PA | | | 14 | 100% | 14 |
| EPIPHANY HEALTH | | 8 | 6 | 43% | 14 |
| ST CLOUD MEDICAL GROUP | | 12 | 2 | 14% | 14 |
| THE LODGE AND REHABILITATION CENTER | | 6 | 8 | 57% | 14 |
| BAPTIST MEDICAL CENTER EAST | | 11 | 3 | 21% | 14 |
| MINUTECLINIC, LLC, DBA MINUTECLINIC #5 | | 11 | 3 | 21% | 14 |
| BVL PEDIATRICS | | 14 | | | 14 |
| WELLMED AT LAKE COPELAND | | 8 | 6 | 43% | 14 |
| MINUTECLINIC DIAGNOSTICS MEDICAL GROUP | | 13 | 1 | 7% | 14 |
| LAKELAND HILLS CENTER | | 7 | 7 | 50% | 14 |
| D W MCMILLAN MEMORIAL HOSPITAL | | 4 | 10 | 71% | 14 |
| BAYLOR GENETICS | | 6 | 8 | 57% | 14 |
| BIO-TECH CLINICAL LABORATORIES INC | | 14 | | | 14 |
| CLEVELAND CLINIC | | | 14 | 100% | 14 |
| ATRIA WILLOW WOOD | | 13 | 1 | 7% | 14 |
| SIGMUND LABS LLC | | 14 | | | 14 |
| ISLAMORADA VILLAGE OF ISLANDS FIRE RESCUE | | 14 | | | 14 |
| ADVANCE URGENT CARE CENTER, LLC | | | 14 | 100% | 14 |
| MACKOUL PEDIATRICS FORT MYERS | | | 14 | 100% | 14 |
| MINUTECLINIC MINUTECLINIC #8746 | | 14 | | | 14 |
| ASTORIA HEALTH AND REHABILITATION CENTER | | 13 | 1 | 7% | 14 |
| MINUTE CLINIC DIAGNOSTIC OF NEW JERSEY | | 14 | | | 14 |
| BENTON HOUSE OF PORT ORANGE | | 8 | 6 | 43% | 14 |
| OSCEOLA ALF OPERATOR, LLC DBA | | 14 | | | 14 |
| PRATTVILLE BAPTIST HOSPITAL | | 11 | 3 | 21% | 14 |
| GRAND VILLA OF ST. PETERSBURG | | 12 | 2 | 14% | 14 |
| BAYFRONT HMA CONVENIENT CARE, LLC | | 2 | 12 | 86% | 14 |
| BOCA SIMON | | 2 | 12 | 86% | 14 |
| STATEN ISLAND UNIVERSITY HOSPITAL | | 13 | 1 | 7% | 14 |
| NEW YORK METHODIST HOSPITAL | | 13 | 1 | 7% | 14 |
| FLUSHING HOSPITAL MEDICAL CENTER | | 11 | 3 | 21% | 14 |
| POLK CHD BARTOW | | 13 | 1 | 7% | 14 |
| HEALTHFIRST ADVENT HEALTH CENTRA CARE COCOA BEACH | | | 14 | 100% | 14 |

COVID-19: testing by laboratory

Data through Jan 24, 2021 verified as of Jan 25, 2021 at 09:25 AM

Data in this report are provisional and subject to change.

The numbers in the table below represent the number of Florida and non-Florida residents for whom test results were received by the Department of Health. A person can be tested by more than one laboratory and can have both positive and negative results. **Therefore, the sum of the numbers in each column will be larger than the total number of people tested.**

| Reporting lab | Inconclusive | Negative | Positive | Percent positive | Total |
|--|--------------|----------|----------|------------------|-------|
| MINUTECLINIC DIAGNOSTIC PA | | 13 | 1 | 7% | 14 |
| WALK IN URGENT CARE | | | 14 | 100% | 14 |
| NORTHWESTERN MEMORIAL HOSPITAL | | | 14 | 100% | 14 |
| FLORIDA DEPARTMENT OF HEALTH IN HILLSBOROUGH COUNTY | | | 14 | 100% | 14 |
| KRYSTAL BAY NURSING AND REHABILITATION | | 10 | 4 | 29% | 14 |
| CLEVELAND CLINIC FLORIDA | | 1 | 13 | 93% | 14 |
| FLORIDA STATE HOSPITAL | | | 13 | 100% | 13 |
| ESCAMBIA COMMUNITY CLINIC | | 2 | 11 | 85% | 13 |
| LAKE COUNTY SCHOOLS EMPLOYEE HEALTH CENTER | | 6 | 7 | 54% | 13 |
| CARILLON SPORTS AND FAMILY MEDICINE | | 9 | 4 | 31% | 13 |
| BROOKDALE DELAND | | | 13 | 100% | 13 |
| GRAND VILLA OF DELAND | | 9 | 4 | 31% | 13 |
| PARKWEST MEDICAL CENTER | | 11 | 2 | 15% | 13 |
| CORE LABORATORY | | 1 | 12 | 92% | 13 |
| TEXAS DEPARTMENT OF STATE HEALTH SERVICES | | 3 | 10 | 77% | 13 |
| DYNAMIC DNA LAB | | 1 | 12 | 92% | 13 |
| LUCID DIAGNOSTICS LABS | | | 13 | 100% | 13 |
| URGENT TEAM | | 10 | 3 | 23% | 13 |
| CLINICAL LABORATORY SERVICES | | | 13 | 100% | 13 |
| IN-OFFICE LAB | | 12 | 1 | 8% | 13 |
| SPRINGWOOD COURT | | 8 | 5 | 38% | 13 |
| BAYA URGENT CARE LLC | | 1 | 12 | 92% | 13 |
| UNIVERSITY LAB | | | 13 | 100% | 13 |
| CAREATC | | | 13 | 100% | 13 |
| FORT HAMILTON URGENT CARE | | 13 | | | 13 |
| CIGNA PBSO WEST PALM | | | 13 | 100% | 13 |
| BODYK | | 9 | 4 | 31% | 13 |
| DAVITA DIALYSIS | | 4 | 9 | 69% | 13 |
| UC HEALTH UNIVERSITY HOSPITAL | | 11 | 2 | 15% | 13 |
| MONTEFIORE ST LUKE'S CORNWALL HOSPITAL | | 10 | 3 | 23% | 13 |
| ROCKLEDGE | | 3 | 10 | 77% | 13 |
| MEDEXPRESS URGENT CARE - ROBINSON TWP, STEUBENVILLE PIKE | | 11 | 2 | 15% | 13 |
| FORT WALTON BEACH DEVELOPMENTAL CENTER | | 12 | 1 | 8% | 13 |
| Sunnyside Care Center | | 13 | | | 13 |
| CVS MINUTE CLINIC DIAGNOSTIC OF TEXAS LLC | | 10 | 3 | 23% | 13 |
| BAPTIST MEMORIAL HEALTH CARE | | 11 | 2 | 15% | 13 |
| BARTON FAMILY PRACTICE | | 7 | 6 | 46% | 13 |
| CROSS CARE CENTER | | | 13 | 100% | 13 |
| ORANGE REGIONAL MEDICAL CENTER LABORATORY | | 10 | 3 | 23% | 13 |
| MAINSTREET FAMILY SELECT | | 1 | 12 | 92% | 13 |
| SHELBY COUNTY HEALTH CARE CORPORATION | | 10 | 3 | 23% | 13 |
| UNIVERSITY HOSPITAL UC HEALTH | | 9 | 4 | 31% | 13 |
| BROOKLYN HOSPITAL CENTER DOWNTOWN CAMPUS | | 13 | | | 13 |
| VILLA OF KINGS AND QUEENS OF DELRAY | | 13 | | | 13 |
| CUSTEAD CARE CENTER HAVEN HOSPICE | | 12 | 1 | 8% | 13 |
| BRYAN WHITFIELD MEMORIAL HOSPITAL | | 8 | 5 | 38% | 13 |

COVID-19: testing by laboratory

Data through Jan 24, 2021 verified as of Jan 25, 2021 at 09:25 AM

Data in this report are provisional and subject to change.

The numbers in the table below represent the number of Florida and non-Florida residents for whom test results were received by the Department of Health. A person can be tested by more than one laboratory and can have both positive and negative results. **Therefore, the sum of the numbers in each column will be larger than the total number of people tested.**

| Reporting lab | Inconclusive | Negative | Positive | Percent positive | Total |
|---|--------------|----------|----------|------------------|-------|
| SILVER LAKE PEDIATRICS PA | | 11 | 2 | 15% | 13 |
| MINUTECLINIC DIAGNOSTIC OF RHODE ISLAND, LLC #590 | | 12 | 1 | 8% | 13 |
| OPIS ISLAND LAKE CENTER | | 13 | | | 13 |
| ODYSSEY HEALTHCARE OF MARION COUNTY, LLC | | 13 | | | 13 |
| KIVA AT CANTERBURY, LLC | | 13 | | | 13 |
| BLOUNT MEMORIAL HOSPITAL | | 12 | 1 | 8% | 13 |
| EAR NOSE & THROAT ASSOCIATES OF MANATEE PA | | 13 | | | 13 |
| JOSEPH SCHENKER MD PC DBA CENTERS URGENT | | 11 | 2 | 15% | 13 |
| ANYLABTESTNOW | | | 13 | 100% | 13 |
| SOUTH NASSAU COMMUNITIES HOSPITAL | | 10 | 3 | 23% | 13 |
| SONATA BOYNTON BEACH | | 12 | 1 | 8% | 13 |
| PHELPS HOSPITAL LABORATORY | | 11 | 2 | 15% | 13 |
| HUDSON VALLEY HOSPITAL CENTER LABORATORY | | 12 | 1 | 8% | 13 |
| EAR NOSE AND THROAT ASSOCIATES OF MANATEE, P.A. | | 10 | 3 | 23% | 13 |
| SOUTHEAST FAMILY HEALTHCARE CENTER | | | 13 | 100% | 13 |
| MAITLAND PRIMARY CARE | | 9 | 4 | 31% | 13 |
| FLORIDA PRESBYTERIAN HOMES INC | | 11 | 1 | 8% | 12 |
| PREMIUM HEALTH SERVICES OF TAMPA BAY LLC | | 9 | 3 | 25% | 12 |
| VERITAS RESEARCH CORP | | | 12 | 100% | 12 |
| WELLMED AT PLANT CITY | | 8 | 4 | 33% | 12 |
| UHEALTH AT FISHER ISLAND | | | 12 | 100% | 12 |
| ELTINGVILLE CIRCLE URGENT CARE | | 12 | | | 12 |
| NORTHWEST FLORIDA ENT, PA | | 5 | 7 | 58% | 12 |
| BROWARD DIALYSIS | | | 12 | 100% | 12 |
| PANCARE HEALTH - WEWA ELEMENTARY | | | 12 | 100% | 12 |
| MELBOURNE FAMILY PRACTICE | | 11 | 1 | 8% | 12 |
| IREPERTOIRE_MOL_LAB | | 12 | | | 12 |
| RAINBOW PEDIATRIC CENTER | | 2 | 10 | 83% | 12 |
| LONG ISLAND JEWISH VALLEY STREAM | | 12 | | | 12 |
| BRADFORD COUNTY HEALTH DEPARTMENT | | 12 | | | 12 |
| ALWAYS BEST CARE SENIOR SERVICES | | 10 | 2 | 17% | 12 |
| METHODIST MEDICAL CENTER | | 9 | 3 | 25% | 12 |
| OCALA OAKS REHABILITATION CENTER | | 7 | 5 | 42% | 12 |
| ST PETER'S UNIVERSITY HOSPITAL | | 9 | 3 | 25% | 12 |
| MINUTECLINIC DIAGNOSTIC OF MICHIGAN PC | | 11 | 1 | 8% | 12 |
| WACO HHSSURGEWACO | 1 | 10 | 1 | 8% | 12 |
| PROHEALTH CARE ASSOCIATES MOBILE | | 9 | 3 | 25% | 12 |
| WORLD WRESTLING ENTERTAINMENT | | | 12 | 100% | 12 |
| MERIDIAN AT WATERWAYS, THE | | 10 | 2 | 17% | 12 |
| SUNSHINE PEDIATRICS OF CENTRAL FLORIDA PL | | 10 | 2 | 17% | 12 |
| LIFE CARE OF PORT SAINT LUCIE | | 3 | 9 | 75% | 12 |
| FAMILY HEALTH CENTER | | | 12 | 100% | 12 |
| INNOVATIVE RESEARCH OF WEST FLORIDA | | 9 | 3 | 25% | 12 |
| FAMILY CARE | | | 12 | 100% | 12 |
| THE PLAZA AT PARKSQUARE | | 12 | | | 12 |
| ROSS MEDICAL GROUP | | | 12 | 100% | 12 |

COVID-19: testing by laboratory

Data through Jan 24, 2021 verified as of Jan 25, 2021 at 09:25 AM

Data in this report are provisional and subject to change.

The numbers in the table below represent the number of Florida and non-Florida residents for whom test results were received by the Department of Health. A person can be tested by more than one laboratory and can have both positive and negative results. **Therefore, the sum of the numbers in each column will be larger than the total number of people tested.**

| Reporting lab | Inconclusive | Negative | Positive | Percent positive | Total |
|--|--------------|----------|----------|------------------|-------|
| ACADIAN DIAGNOSTIC LABORATORIES | | 8 | 4 | 33% | 12 |
| TNC WALK IN CLINIC | | 9 | 3 | 25% | 12 |
| MINUTECLINIC DIAGNOSTIC OF NORTH CAROLINA PC | | 10 | 2 | 17% | 12 |
| Jupiter Medical Center Pavilion | | 11 | 1 | 8% | 12 |
| ADVENT HEALTH - KISSIMMEE | | 3 | 9 | 75% | 12 |
| MI2297090CV HOLLAND-23D2189684 | | 12 | | | 12 |
| WOODHOUSE INC | | 12 | | | 12 |
| LAB UNKNOWN | | 1 | 11 | 92% | 12 |
| LEON CHD | | 12 | | | 12 |
| UTAH DEPARTMENT OF HEALTH | | | 12 | 100% | 12 |
| MINUTECLINIC #8699 | | 9 | 3 | 25% | 12 |
| COMPREHENSIVE CHILDCARE ASSOCIATES | | 8 | 4 | 33% | 12 |
| CARENOW URGENT CARE-BRENTWOOD | | 8 | 4 | 33% | 12 |
| NAPLES GREEN VILLAGE | | 12 | | | 12 |
| APPLE DIAGNOSTICS LAB | | 5 | 7 | 58% | 12 |
| MINUTECLINIC, LLC, DBA MINUTECLINIC #2544 | | 11 | 1 | 8% | 12 |
| STEWART MELBOURNE HOSPITAL, INC | 1 | | 11 | 92% | 12 |
| OHIO STATE UNIVERSITY MEDICAL CENTER | | | 12 | 100% | 12 |
| ACCESS MEDICAL CENTER | | | 12 | 100% | 12 |
| Lady Lake Specialty Care | | | 12 | 100% | 12 |
| WALGREEN | | 4 | 8 | 67% | 12 |
| BOCA SIMON LAB | | 1 | 11 | 92% | 12 |
| SUMMIT ATLANTIC SURGERY CENTER | | 12 | | | 12 |
| MERCY MEDICAL CENTER | | 5 | 7 | 58% | 12 |
| ORANGE PEDIATRICS | | | 12 | 100% | 12 |
| PBSO WEST PALM FAMILY PRACTICE | | 1 | 11 | 92% | 12 |
| SUWANNEE COUNTY JAIL | | 11 | 1 | 8% | 12 |
| FLORIDA DEPT OF HEALTH | | 4 | 8 | 67% | 12 |
| MI CASA DORADA ASSISTED LIVING FACILIT | | 12 | | | 12 |
| TLC FAMILY CARE HOME INC | | 12 | | | 12 |
| LAKES DIALYSIS CENTER INC | | | 12 | 100% | 12 |
| COMMUNITY HEALTH OF SOUTH FLORIDA INC | | | 12 | 100% | 12 |
| FAMILY MEDICINE AT LONGWOOD | | | 12 | 100% | 12 |
| PRIMARY CARE MEDICINE | 1 | 10 | 1 | 8% | 12 |
| GLEN OAKS HEALTH AND REHABILITATION CENTER | | | 12 | 100% | 12 |
| FHCP-PORT ORANGE | | 3 | 9 | 75% | 12 |
| DESOTO HEALTH AND REHAB LLC | | 7 | 4 | 36% | 11 |
| ARDEN COURTS OF PALM HARBOR | | | 11 | 100% | 11 |
| WOODLAND TOWERS | | 6 | 5 | 45% | 11 |
| CARLOS PORTU MD, PLLC | | | 11 | 100% | 11 |
| HORIZON MEDICAL GROUP | | 9 | 2 | 18% | 11 |
| PRIMECARE ACQUISITION FAMILY PRACTICE INC | | 11 | | | 11 |
| TREASURE COAST URGENT CARE | | | 11 | 100% | 11 |
| CARE HERE | | 1 | 10 | 91% | 11 |
| MC DIAGNOSTIC OF CONNECTICUT, PC #775 | | 10 | 1 | 9% | 11 |
| BIOTECH CLINICAL LABORATORIES, INC. | | 1 | 10 | 91% | 11 |

COVID-19: testing by laboratory

Data through Jan 24, 2021 verified as of Jan 25, 2021 at 09:25 AM

Data in this report are provisional and subject to change.

The numbers in the table below represent the number of Florida and non-Florida residents for whom test results were received by the Department of Health. A person can be tested by more than one laboratory and can have both positive and negative results. **Therefore, the sum of the numbers in each column will be larger than the total number of people tested.**

| Reporting lab | Inconclusive | Negative | Positive | Percent positive | Total |
|---|--------------|----------|----------|------------------|-------|
| VALDOSTA FAMILY MEDICINE | | | 11 | 100% | 11 |
| PALM BEACH PATHOLOGY | | 9 | 2 | 18% | 11 |
| WANTAGH URGENT CARE | | 8 | 3 | 27% | 11 |
| SEMORAN FAMILY HEALTH LLC | | 10 | 1 | 9% | 11 |
| ELITE HOME HEALTH SERVICES | | 11 | | | 11 |
| MEADOWCREST FAMILY PHYSICIANS PA | | | 11 | 100% | 11 |
| QUOTIENT SCIENCES LABS LLC | | | 11 | 100% | 11 |
| CARESPOT EXPRESS HEALTHCARE | | | 11 | 100% | 11 |
| THE TERRACE OF SAINT CLOUD | | 9 | 2 | 18% | 11 |
| MINUTECLINIC DIAGNOSTIC OF SOUTH CAROL | | 9 | 2 | 18% | 11 |
| ORCHID COVE | | 2 | 9 | 82% | 11 |
| NOMI HEALTH LAB SERVICES LLC | | | 11 | 100% | 11 |
| BELLEVUE HOSPITAL CENTER DEPARTMENT | | 11 | | | 11 |
| DMH STEINHATCHEE FAMILY MEDICINE | | 8 | 3 | 27% | 11 |
| GADSDEN REGIONAL MEDICAL CENTER | | 11 | | | 11 |
| MEDEXPRESS URGENT CARE-ALTOONA | | 9 | 2 | 18% | 11 |
| SAMARITAN MEDICAL CENTER | | 11 | | | 11 |
| TROPICANA | | 5 | 6 | 55% | 11 |
| CARE FAST MURABELLA | | 7 | 4 | 36% | 11 |
| PINELLAS COUNTY HEALTH DEPARTMENT | | 2 | 9 | 82% | 11 |
| St. Annes Nursing Center, St. Annes Residence, Inc. | | 11 | | | 11 |
| WHITE-WILSON MEDICAL CENTER | | 11 | | | 11 |
| VIRTUA WEST JERSEY HOSPITAL VOORHEES | | 9 | 2 | 18% | 11 |
| INN AT LAKE SEMINOLE SQUARE, THE | | 11 | | | 11 |
| BROOKDALE DESTIN | | 1 | 10 | 91% | 11 |
| FAMILY PRACTICE ON THE GO | | 6 | 5 | 45% | 11 |
| LAKE INTERNAL MEDICINE ASSOCIATES PA | | 9 | 2 | 18% | 11 |
| MHHS All Lab Subsection | | 11 | | | 11 |
| NOVALIFE MEDSPA | | | 11 | 100% | 11 |
| ADVENTHEALTH MEDICAL GROUP CARE CLINIC AT | | 8 | 3 | 27% | 11 |
| JOSEF SCHENKER MD PC | | 11 | | | 11 |
| REDMED CLINIC OF ARLINGTON | | 10 | 1 | 9% | 11 |
| MINUTECLINIC DIAGNOSTIC MEDICAL GROUP | | 10 | 1 | 9% | 11 |
| MORTON PLANT MEASE | | | 11 | 100% | 11 |
| MOUNT DORA PEDIATRICS | | 9 | 2 | 18% | 11 |
| PREMIER LABORATORY SERVICES, LLC | | 5 | 6 | 55% | 11 |
| MEDICAL CENTER AFFILIATES WEST PALM | | | 11 | 100% | 11 |
| SOUTHEASTERN LABORATORY | | | 11 | 100% | 11 |
| UMHC/SYLVESTER AT KENDALL | | 1 | 10 | 91% | 11 |
| GENESIS | | 7 | 4 | 36% | 11 |
| INTERMOUNTAIN CENTRAL LAB | | 1 | 10 | 91% | 11 |
| LEHIGH VALLEY HOSPITAL | | 3 | 8 | 73% | 11 |
| NORTHERN WESTCHESTER HOSPITAL LABORATORY | | 9 | 2 | 18% | 11 |
| TELEVISIT PALM BAY FAMILY PRACTICE | | 9 | 2 | 18% | 11 |
| JFK MEDICAL CENTER NORTH LAB | | 1 | 10 | 91% | 11 |
| DOCTORS MEDICAL CENTER OF WALTON COUNTY CLINIC | | | 11 | 100% | 11 |

COVID-19: testing by laboratory

Data through Jan 24, 2021 verified as of Jan 25, 2021 at 09:25 AM

Data in this report are provisional and subject to change.

The numbers in the table below represent the number of Florida and non-Florida residents for whom test results were received by the Department of Health. A person can be tested by more than one laboratory and can have both positive and negative results. **Therefore, the sum of the numbers in each column will be larger than the total number of people tested.**

| Reporting lab | Inconclusive | Negative | Positive | Percent positive | Total |
|--|--------------|----------|----------|------------------|-------|
| NASSAU COUNTY JAIL | | 10 | 1 | 9% | 11 |
| AIM LABORATORIES | | | 11 | 100% | 11 |
| UNIVERSITY CENTRA CARE | | 10 | 1 | 9% | 11 |
| CARINGTON MANOR | | 11 | | | 11 |
| BAPTIST PRIMARY CARE PONTE VEDRA | | 6 | 5 | 45% | 11 |
| SENIOR HOME CARE INC | | 11 | | | 11 |
| AVENTURA HOSPITAL AND MEDICAL CENTER | | | 11 | 100% | 11 |
| ALCOVE ASSISTED LIVING FACILITY | | 11 | | | 11 |
| FIRST CHOICE PEDIATRICS INC | | 10 | 1 | 9% | 11 |
| WATSON HEALTHCARE | | 8 | 3 | 27% | 11 |
| EMERALD COAST PEDIATRICS | | | 11 | 100% | 11 |
| WINTER PARK CARE AND REHABILITATION | | | 11 | 100% | 11 |
| NIGHT LITE PEDIATRICS CENTER, LLC | | 1 | 10 | 91% | 11 |
| MEDEXPRESS URGENT CARE - TIMBERLAKE | | 10 | | | 10 |
| GRACE WELLNESS CENTER | | 3 | 7 | 70% | 10 |
| CORNER OAK ESTATE LLC | | 10 | | | 10 |
| CORONA PATHOLOGY | | 10 | | | 10 |
| PRIMECARE AT PORT ORANGE | | | 10 | 100% | 10 |
| PBC PREMIER FAMILY HEALTH | | | 10 | 100% | 10 |
| BAYCARE MEDICAL GROUP INC | | | 10 | 100% | 10 |
| VITALANT | | 1 | 9 | 90% | 10 |
| VASCONCELLO COHEN MD PA | | 9 | 1 | 10% | 10 |
| MEYER PEDIATRICS CHTD | | 10 | | | 10 |
| MIRIMUS CLINICAL LABS | | 3 | 7 | 70% | 10 |
| NEW JERSEY DEPARTMENT OF HEALTH COMMUNICABLE DISEASE SERVICE | | 3 | 7 | 70% | 10 |
| MEDEXPRESS URGENT CARE - SEMINOLE SQUA | | 9 | 1 | 10% | 10 |
| CARENOW URGENT CARE - EAST NASHVILLE | | 8 | 2 | 20% | 10 |
| MEDEX REGIONAL LABORATORIES LLC | | 1 | 9 | 90% | 10 |
| ASSOCIATES MD CYPRESS CREEK | | | 10 | 100% | 10 |
| St Joseph's Hospital & Medical Center | | 9 | 1 | 10% | 10 |
| BROOKDALE PANAMA CITY | | 9 | 1 | 10% | 10 |
| Hialeah Nursing And Rehabilitation Center | | 6 | 4 | 40% | 10 |
| CVS TN5639POCT FARRAGUT | | 9 | 1 | 10% | 10 |
| PARROTT MEDICAL CLINIC | | | 10 | 100% | 10 |
| TENNESSEE DEPARTMENT OF HEALTH (TDH) - CENTRAL LABORATORY | | 2 | 8 | 80% | 10 |
| NURSING PLUS OF BROWARD LLC | | 1 | 9 | 90% | 10 |
| MEDEXPRESS URGENT CARE CHARLESTON | | 6 | 4 | 40% | 10 |
| MEDEXPRESS URGENT CARE PARKERSBURG | | 8 | 2 | 20% | 10 |
| ARNOT OGDEN MEDICAL CENTER LABORATORY | | 10 | | | 10 |
| MINUTECLINIC DIAGNOSTIC OF TN PC #566 | | 8 | 2 | 20% | 10 |
| MEDICAL LABORATORY DIAGNOSTICS | | | 10 | 100% | 10 |
| NORTH OKALOOSA PHYSICIAN GROUP | | 10 | | | 10 |
| BROWARD HEALTH CARE | | | 10 | 100% | 10 |
| HCR MANORCARE | | 10 | | | 10 |
| ADVENTHEALTH MEDICAL GROUP | | 9 | 1 | 10% | 10 |
| LAKEWOOD RANCH MEDICAL CENTER CLINICAL LAB | | | 10 | 100% | 10 |

COVID-19: testing by laboratory

Data through Jan 24, 2021 verified as of Jan 25, 2021 at 09:25 AM

Data in this report are provisional and subject to change.

The numbers in the table below represent the number of Florida and non-Florida residents for whom test results were received by the Department of Health. A person can be tested by more than one laboratory and can have both positive and negative results. **Therefore, the sum of the numbers in each column will be larger than the total number of people tested.**

| Reporting lab | Inconclusive | Negative | Positive | Percent positive | Total |
|--|--------------|----------|----------|------------------|-------|
| PANCARE HEALTH - VERNON ELEMENTARY | | | 10 | 100% | 10 |
| Hackensack Umc Mountainside | | 9 | 1 | 10% | 10 |
| BENTLEY VILLAGE II | | 1 | 9 | 90% | 10 |
| WEEMS MEMORIAL HOSPITAL | | 7 | 3 | 30% | 10 |
| LAKE BALDWIN CBOC | | 9 | 1 | 10% | 10 |
| Terrace of Jacksonville | | | 10 | 100% | 10 |
| COVANCE CENTRAL LABORATORY | | | 10 | 100% | 10 |
| SONORAN DESERT PATHOLOGY ASSOCIATES | | | 10 | 100% | 10 |
| LAKE NONA MEDICAL SERVICES | | 3 | 7 | 70% | 10 |
| AMBRY GENETICS CORPORATION | | 10 | | | 10 |
| ALABAMA DEPARTMENT OF PUBLIC HEALTH | | 1 | 9 | 90% | 10 |
| ISLAND COAST PEDIATRICS IN-HOUSE LAB | | 10 | | | 10 |
| CBC LAB | | 3 | 7 | 70% | 10 |
| EAST HILL PHARMACY | | 6 | 4 | 40% | 10 |
| BEAUMONT LABORATORY | | | 10 | 100% | 10 |
| KIDSVILLE PEDIATRICS | | | 10 | 100% | 10 |
| CRESTVIEW IMMEDIATE CARE LL | | | 10 | 100% | 10 |
| VETERNANS ADMINISTRATION | | | 10 | 100% | 10 |
| Maury Regional Hospital | | 6 | 4 | 40% | 10 |
| WATSON THERAPEUTICS INC | | 1 | 9 | 90% | 10 |
| PROMEDICA SENIOR LIVING | | 9 | 1 | 10% | 10 |
| WELLMED AT SOUTH PARSONS | | 8 | 2 | 20% | 10 |
| PRORENATA LABS | | 2 | 8 | 80% | 10 |
| SAVANNAH MANOR ASSISTED LIVING COMMUNITY | | | 10 | 100% | 10 |
| URGENT CARE CENTER AT PINNACLE | | 4 | 6 | 60% | 10 |
| FAMILY MEDICINE AT HUNTERS CREEK | | 10 | | | 10 |
| MINUTECLINIC DIAGNOSTIC OF TN, PC 374 | | 6 | 4 | 40% | 10 |
| CREATIVE TESTING SOLUTIONS | | 3 | 7 | 70% | 10 |
| ONEIDA HEALTHCARE CENTER | | 8 | 2 | 20% | 10 |
| ILLINOIS DEPT OF PUBLIC HEALTH LAB - SPRINGFIELD | | | 10 | 100% | 10 |
| APPALACHIAN REGIONAL HEALTHCARE SYSTEM | | 10 | | | 10 |
| ST JOSEPH'S HOSPITAL LABORATORY | | | 10 | 100% | 10 |
| ADVENT HEALTH - WINTER HAVEN | | 6 | 4 | 40% | 10 |
| HAVEN HOSPICE | | | 10 | 100% | 10 |
| BOCA RATON REGIONAL HOSPITAL LAB | | | 10 | 100% | 10 |
| EMERALD COAST HOSPICE - CRESTVIEW | | 10 | | | 10 |
| MOSOLF PEDIATRICS | | | 10 | 100% | 10 |
| EP MEDICAL EQUIPMENT PHARMACY | | 9 | 1 | 10% | 10 |
| COMMUNITY HEALTH CENTER | | 2 | 8 | 80% | 10 |
| NATURE COAST REGIONAL MEDICAL CENTER | | | 9 | 100% | 9 |
| URGENT CARE & FAMILY PRACTICE CENTER | | | 9 | 100% | 9 |
| STATEN ISLAND UNIVERSITY HOSPITAL SEGUINE AVE | | 9 | | | 9 |
| OUR HOME AT BEACON HILL | | | 9 | 100% | 9 |
| TMH PHYSICIAN PARTNERS - MONTICELLO | | 8 | 1 | 11% | 9 |
| MAIMONIDES MEDICAL CENTER | | 6 | 3 | 33% | 9 |
| CVS MINUTE CLINIC DIAGNOSTIC OF WISCONSIN | | 9 | | | 9 |

COVID-19: testing by laboratory

Data through Jan 24, 2021 verified as of Jan 25, 2021 at 09:25 AM

Data in this report are provisional and subject to change.

The numbers in the table below represent the number of Florida and non-Florida residents for whom test results were received by the Department of Health. A person can be tested by more than one laboratory and can have both positive and negative results. **Therefore, the sum of the numbers in each column will be larger than the total number of people tested.**

| Reporting lab | Inconclusive | Negative | Positive | Percent positive | Total |
|--|--------------|----------|----------|------------------|-------|
| UNAVAILABLE/UNKNOWN/NO INFORMATION FOUND | | | 9 | 100% | 9 |
| GENEXPERT | | | 9 | 100% | 9 |
| STEINHATCHEE DRUGS | | 6 | 3 | 33% | 9 |
| BUENA VIDA ESTATES | | | 9 | 100% | 9 |
| WINDSOR OF SAN PABLO, THE | | 6 | 3 | 33% | 9 |
| CVS PHARMACY NO 274 | | 9 | | | 9 |
| ADVENTHEALTH MEDICAL GROUP PULMONOLOGY | | 8 | 1 | 11% | 9 |
| NATIONAL GENETICS INST LABCORP | | 4 | 5 | 56% | 9 |
| MAINSTREET FAMILY CARE | | | 9 | 100% | 9 |
| METROPOLITAN HOSPITAL CENTER | | 8 | 1 | 11% | 9 |
| MINUTECLINIC DIAGNOSTIC OF LOUISIANA | | 8 | 1 | 11% | 9 |
| GATTOLINE ENTERPRISES, INC. DBA FAMILY CARE PHARMACY | | 5 | 4 | 44% | 9 |
| AIR, LAND & SEA PHYSICALS & CONSULTATIONS, LLC | | 9 | | | 9 |
| NORTHSHORE UNIVERSITY HEALTHSYSTEM EVANSTON HOSPITAL LAB | | | 9 | 100% | 9 |
| GNT ASSOCIATES | | 8 | 1 | 11% | 9 |
| LAKE NONA MEDICAL SERVICE LLC | | 9 | | | 9 |
| COLLIER COUNTY JAIL | | 9 | | | 9 |
| AMERICAN HEALTH ASSOCIATES INC | | 1 | 8 | 89% | 9 |
| WESTCHESTER GENERAL HOSPITAL BLOOD GAS LAB | | | 9 | 100% | 9 |
| FIRST CHOICE PEDIATRICS WINTER SPRINGS | | 9 | | | 9 |
| PLYMOUTH HARBOR INCORPORATED | | 9 | | | 9 |
| SHERMAN-ABRAMS LABORATORY INC | | 8 | 1 | 11% | 9 |
| LAKEVIEW HEALTH SYSTEMS | | | 9 | 100% | 9 |
| CONSULATE HEALTH CARE OF PENSACOLA | | | 9 | 100% | 9 |
| MICHIGAN DEPARTMENT OF COMMUNITY HEALTH | | 1 | 8 | 89% | 9 |
| CHILDREN'S HEALTH CENTER INC. | | 7 | 2 | 22% | 9 |
| DOT DOC SARASOTA | | 8 | 1 | 11% | 9 |
| HIGH TOWER ALF LLC | | 8 | 1 | 11% | 9 |
| CARENOW URGENT CARE-MT JULIET | | 8 | 1 | 11% | 9 |
| PINELLAS 1 HOME HEALTH CARE CORP | | 9 | | | 9 |
| ORANGE PARK PEDIATRIC ASSOCIATES | | 1 | 8 | 89% | 9 |
| ANY LAB TEST NOW INC | | | 9 | 100% | 9 |
| MONROE COUNTY HOSPITAL | | 6 | 3 | 33% | 9 |
| CHEMISYS LABORATORIES | | 1 | 8 | 89% | 9 |
| PEDIATRIC HEALTH CARE ALLIANCE | | | 9 | 100% | 9 |
| ADVENT HEALTH CENTRA CARE - ORANGE LAKE | | 1 | 8 | 89% | 9 |
| MEDEXPRESS URGENT CARE - LAFAYETTE | | 8 | 1 | 11% | 9 |
| VILLAGE PLACE HEALTH AND REHAB | | 9 | | | 9 |
| CENTRAL FLORIDA PEDIATRIC URGENT CARE LLC | | 7 | 2 | 22% | 9 |
| PATEL MEDICAL VENTURES | | 8 | 1 | 11% | 9 |
| NORTHWEST FLORIDA COMMUNITY HOSPITAL LABORATORY | | 8 | 1 | 11% | 9 |
| MICHAEL A VENAZIO MD | | 7 | 2 | 22% | 9 |
| MEDEXPRESS URGENT CARE- MARYLAND | | 8 | 1 | 11% | 9 |
| CLAYMED OF NORTH FLORIDA | | | 9 | 100% | 9 |
| GULFCOAST PEDIATRICS | | 9 | | | 9 |
| BLOCK NATION CHASE | | 4 | 5 | 56% | 9 |

COVID-19: testing by laboratory

Data through Jan 24, 2021 verified as of Jan 25, 2021 at 09:25 AM

Data in this report are provisional and subject to change.

The numbers in the table below represent the number of Florida and non-Florida residents for whom test results were received by the Department of Health. A person can be tested by more than one laboratory and can have both positive and negative results. **Therefore, the sum of the numbers in each column will be larger than the total number of people tested.**

| Reporting lab | Inconclusive | Negative | Positive | Percent positive | Total |
|---|--------------|----------|----------|------------------|-------|
| RICHMOND UNIVERSITY MEDICAL CENTER | | 7 | 2 | 22% | 9 |
| URGENT CARE USA LLC | | 1 | 8 | 89% | 9 |
| AVALON FAMILY RESORT ASSISTED LIVING LLC | | 9 | | | 9 |
| JOSEF SCHENKER MD PC DBA CENTERS URGENT | | 8 | 1 | 11% | 9 |
| WELLMED AT PORT ST LUCIE WEST | | 6 | 3 | 33% | 9 |
| OPTIMAL CARE PEDIATRICS | | | 9 | 100% | 9 |
| GCPM MANUAL MICROBIOLOGY | | 1 | 8 | 89% | 9 |
| PBC FIREFIGHTER BENEFIT FUND WELLNESS CENTER | | 1 | 8 | 89% | 9 |
| BAYFRONT HEALTH ST PETERSBURG | | 8 | 1 | 11% | 9 |
| PRECISION GENETICS | | | 9 | 100% | 9 |
| MEDEXPRESS URGENT CARE - WINCHESTER GATEWAY | | 7 | 2 | 22% | 9 |
| BAYONET POINT HOSPITAL | | | 9 | 100% | 9 |
| LOREY ALF | | 9 | | | 9 |
| FLORIDA MEDICAL CLINIC - MULTI SPECIALTY CAMPUS | | 2 | 7 | 78% | 9 |
| MIDMICHIGAN MEDICAL CENTER | | | 9 | 100% | 9 |
| SAMARITAN HOSPITAL LABORATORY | | 8 | 1 | 11% | 9 |
| OPTIONS FOR SENIORS INC DBA PALM KREST MANOR | | 7 | 2 | 22% | 9 |
| PERSONAL PEDIATRICS PA | | 7 | 2 | 22% | 9 |
| MINUTE CLINIC LLC #1448 | | 8 | 1 | 11% | 9 |
| OMNI | | | 9 | 100% | 9 |
| AEGIS MEDICAL GROUP | | | 9 | 100% | 9 |
| MISSOURI DEPARTMENT OF HEALTH AND SENIOR SERVICES | | | 9 | 100% | 9 |
| LPG PEDIATRICS AT PAGE FIELD | | 9 | | | 9 |
| NEMOURS CHILDREN'S PRIMARY CARE VERO BEACH | | | 9 | 100% | 9 |
| THE VILLAGES HEALTH | | 5 | 4 | 44% | 9 |
| CVS MINUTE CLINIC DIAGNOSTIC MED GRP OF CA | | 9 | | | 9 |
| RIVERSIDE MEDICAL GROUP | | 8 | 1 | 11% | 9 |
| WADSWORTH CENTER - DAVID AXELROD INSTITUTE | | 8 | 1 | 11% | 9 |
| ACCESS PHARMACY | | 9 | | | 9 |
| RHODE ISLAND DEPARTMENT OF HEALTH | | | 9 | 100% | 9 |
| MOLECULAR PATHOLOGY LABORATORY | | | 9 | 100% | 9 |
| SURGERY CENTER OF CORAL GABLES LLC,THE | | 8 | 1 | 11% | 9 |
| SURGOINSVILLE PHARMACY | | 8 | | | 8 |
| DIXIE COUNTY HEALTH DEPARTMENT | | 6 | 2 | 25% | 8 |
| Signature Healthcare of Ormond | | 8 | | | 8 |
| PALM BEACH COUNTY HEALTH DEPARTMENT LABORATORY | | | 8 | 100% | 8 |
| MEDEXPRESS URGENT CARE-KATY | | 5 | 3 | 38% | 8 |
| BRENNITY AT VERO BEACH, THE | | | 8 | 100% | 8 |
| ADVENT HEALTH - WESTCHASE ER | | 5 | 3 | 38% | 8 |
| CARROLL GARDENS URGENT CARE | | 8 | | | 8 |
| BARTON PARKER OD PC | | 8 | | | 8 |
| DORAL URGENT CARE | | | 8 | 100% | 8 |
| MONTEFIORE MEDICAL CENTER LABORATORIES - NORTH | | 8 | | | 8 |
| MEDEXPRESS URGENT CARE - BENTON HARBOR | | 8 | | | 8 |
| MEDEXPRESS URGENT CARE MONACA | | 8 | | | 8 |
| FAMILY MEDICINE OF WESTON LLC | | | 8 | 100% | 8 |

COVID-19: testing by laboratory

Data through Jan 24, 2021 verified as of Jan 25, 2021 at 09:25 AM

Data in this report are provisional and subject to change.

The numbers in the table below represent the number of Florida and non-Florida residents for whom test results were received by the Department of Health. A person can be tested by more than one laboratory and can have both positive and negative results. **Therefore, the sum of the numbers in each column will be larger than the total number of people tested.**

| Reporting lab | Inconclusive | Negative | Positive | Percent positive | Total |
|--|--------------|----------|----------|------------------|-------|
| ARCHBOLD MEMORIAL HOSPITAL/LAB | | 3 | 5 | 63% | 8 |
| FLORIDA HEART AND VASCULAR MULTISPECIALTY GROUP | | 8 | | | 8 |
| UNIVERSITY MEDICAL CENTER | | 8 | | | 8 |
| MEDEXPRESS URGENT CARE - WASHINGTON | | 6 | 2 | 25% | 8 |
| DOCTOR'S IN-HOUSE LAB/COMMUNITY HEALTH CENTERS OF PINELLAS - CLEARWATE | | | 8 | 100% | 8 |
| FOUNTAINVIEW BY FIVE STAR QUALITY CARE | | 7 | 1 | 13% | 8 |
| LAKE HOWARD HEIGHTS | 1 | 7 | | | 8 |
| MID-HUDSON VALLEY DIVISION OF WESTCHESTER MEDICAL | | 8 | | | 8 |
| CIGNA ONSITE HEALTH LLC | | 2 | 6 | 75% | 8 |
| CLEVELAND TENNESSEE HOSPITAL COMPANY | | 7 | 1 | 13% | 8 |
| WILTON MANORS HEALTH & REHABILITATION CENTER | | | 8 | 100% | 8 |
| CIAN DIAGNOSTICS | | | 8 | 100% | 8 |
| MONTEFIORE MEDICAL CENTER LABORATORIES - WEILER | | 6 | 2 | 25% | 8 |
| MEDEXPRESS URGENT CARE, BUTLER | | 5 | 3 | 38% | 8 |
| ALACHUA COUNTY HEALTH DEPARTMENT | | 1 | 7 | 88% | 8 |
| GULF COAST MEDICAL GROUP | | 2 | 6 | 75% | 8 |
| HEALTHPARK MEDICAL CTR NURSING SVC | | 8 | | | 8 |
| PUTNAM COUNTY EMERGENCY RESCUE SERVICE | | 5 | 3 | 38% | 8 |
| PASSPORT HEALTH | | | 8 | 100% | 8 |
| DAVID LAWRENCE CENTER INC | | 7 | 1 | 13% | 8 |
| DOH-TAMPA BRANCH LABORATORY (MLK BLVD) | | 4 | 4 | 50% | 8 |
| JX REF LAB | | | 8 | 100% | 8 |
| LANE PEDIATRICS PA | | | 8 | 100% | 8 |
| PUTNAM FAMILY CARE INC | | 3 | 5 | 63% | 8 |
| Manor Care of Dunedin | | 6 | 2 | 25% | 8 |
| X-GENE MOLECULAR LABS | | 1 | 7 | 88% | 8 |
| FLORIDA MENTOR | | 7 | 1 | 13% | 8 |
| ROBERT WOOD JOHNSON HOSPITAL | | 7 | 1 | 13% | 8 |
| ALAN SERURE MD | | 8 | | | 8 |
| CHILDREN'S HEALTHCARE OF ATLANTA/EGLESTON | | 8 | | | 8 |
| CVS MINUTE CLINIC DIAGNOSTIC OF TEXAS, LLC | | 8 | | | 8 |
| GENEUS DIAGNOSTICS | | | 8 | 100% | 8 |
| COLLIER COUNTY HEALTH DEPT. | | 4 | 4 | 50% | 8 |
| ST CHARLES HOSPITAL LABORATORY | | 8 | | | 8 |
| SYLVESTER AT PLANTATION LABORATORY | | 7 | 1 | 13% | 8 |
| ALLINA HEALTH - ABBOTT NORTHWESTERN HOSPITAL | | 5 | 3 | 38% | 8 |
| CROSSROADS URGENT CARE, PLLC | | 8 | | | 8 |
| ADVENT HEALTH - FOUR CORNERS ER | | 8 | | | 8 |
| ST CLOUD PHYSICIAN MANAGMENT LLC | | 7 | 1 | 13% | 8 |
| AZALEA HEALTH | | 2 | 6 | 75% | 8 |
| BEAUMONT EMERGENCY CENTER | | | 8 | 100% | 8 |
| JOHNS HOPKINS MEDICAL LABORATORIES | | 1 | 7 | 88% | 8 |
| URGENT TEAM MANAGEMENT OF TENNESSEE | | 7 | 1 | 13% | 8 |
| VETERANS AFFAIRS MEDICAL CENTER - OUTPATIENT | | | 8 | 100% | 8 |
| LUXOR SCIENTIFIC LLC | | 1 | 7 | 88% | 8 |
| CARENOW URGENT CARE-WEST END | | 6 | 2 | 25% | 8 |

COVID-19: testing by laboratory

Data through Jan 24, 2021 verified as of Jan 25, 2021 at 09:25 AM

Data in this report are provisional and subject to change.

The numbers in the table below represent the number of Florida and non-Florida residents for whom test results were received by the Department of Health. A person can be tested by more than one laboratory and can have both positive and negative results. **Therefore, the sum of the numbers in each column will be larger than the total number of people tested.**

| Reporting lab | Inconclusive | Negative | Positive | Percent positive | Total |
|--|--------------|----------|----------|------------------|-------|
| HUNTINGTON URGENT CARE | | 8 | | | 8 |
| ST. JOSEPH HOSPITAL AND HEALTH CARE INC. | | | 8 | 100% | 8 |
| PASSPORT HEALTH OF TAMPA BAY | | 8 | | | 8 |
| THE WOLFF CENTER FOR CHILD & ADOLESCENT HEALTH | | | 8 | 100% | 8 |
| INTERNAL MEDICINE ASSOCIATES OF JACKSON HOSPITAL | | | 8 | 100% | 8 |
| WHITE SANDS OUTPATIENT SERVICES (WSOP SERVICES LLC | | 8 | | | 8 |
| HARBORCHASE OF DR PHILLIPS | | 7 | 1 | 13% | 8 |
| URGENT MEDICAL CENTER INC | | 2 | 6 | 75% | 8 |
| MEDEXPRESS URGENT CARE - CHRISTIANBURG | | 7 | 1 | 13% | 8 |
| CVS MINUTE CLINIC, LLC | | 6 | 2 | 25% | 8 |
| PALM BEACH CDH - DELRAY BEACH | | | 8 | 100% | 8 |
| PENSACOLA CLUSTER | | | 8 | 100% | 8 |
| ENT AND ALLERGY ASSOCIATES OF FLORIDA LLC | | 7 | 1 | 13% | 8 |
| FAMILY PRACTICE OF DAVIE INC | | | 8 | 100% | 8 |
| RIVERWOOD CENTER,THE | | | 8 | 100% | 8 |
| RESIDENTIAL PLAZA AT BLUE LAGOON INC | | 8 | | | 8 |
| DOCTOR'S IN HOUSE LAB | | | 8 | 100% | 8 |
| Sunset Lake Health and Rehabilitation Center | | 8 | | | 8 |
| GOLISANO CHILDREN'S HOSPITAL OF SOUTHWEST FLORIDA | | 6 | 2 | 25% | 8 |
| FLORIDA CLINICAL LAB | | 1 | 7 | 88% | 8 |
| YORKVILLE PEDIATRIC URGENT CARE | | 8 | | | 8 |
| EMERGENCY MEDICAL CENTER | | 3 | 5 | 63% | 8 |
| ASHRAF MEDICAL GROUP PLLC DBA PULSE M | | 7 | 1 | 13% | 8 |
| SIDDH INC DBA SAN CARLOS PHARMACY | | 6 | 2 | 25% | 8 |
| MEDEXPRESS URGENT CARE - PANTOPS | | 7 | 1 | 13% | 8 |
| AFC URGENT CARE - CEDAR GROVE | | 8 | | | 8 |
| INDIANA STATE DEPARTMENT OF HEALTH | | 1 | 7 | 88% | 8 |
| RUSSELL MEDICAL CENTER | | 7 | 1 | 13% | 8 |
| MID FLORIDA PRIMARY CARE PA | | 5 | 3 | 38% | 8 |
| MEDEXPRESS URGENT CARE - MONROE | | 8 | | | 8 |
| MEDEXPRESS URGENT CARE-LATROBE | | 8 | | | 8 |
| ROSECASTLE | | | 8 | 100% | 8 |
| GRAND VILLA OF ALTAMONTE SPRINGS | | 1 | 7 | 88% | 8 |
| ORLANDO HEALTH PHYSICIAN ASSOCIATES | | 4 | 4 | 50% | 8 |
| ABBOTT DIAGNOSTICS | | | 8 | 100% | 8 |
| EXECUTIVE MEDICAL SERVICES | | 8 | | | 8 |
| CONSULATE HEALTH CARE | | 7 | 1 | 13% | 8 |
| ADVENTIST HEALTH SYSTEM FLORIDA DEPT OF HEALTH | | 4 | 4 | 50% | 8 |
| MEDICANA NURSING AND REHAB CENTER | | | 8 | 100% | 8 |
| CVS MINUTE CLINIC DIAGNOSTIC PA | | 6 | 2 | 25% | 8 |
| ORMOND BEACH CENTRA CARE | | | 8 | 100% | 8 |
| COLLIER BLVD HMA PHYSICIAN MANAGEMENT,, LLC | | | 8 | 100% | 8 |
| HUNTINGTON VILLAGE URGENT CARE | | 8 | | | 8 |
| ST LUCIE COUNTY JAIL | | 7 | 1 | 13% | 8 |
| Grand Villa of Deerfield Beach | | 6 | 2 | 25% | 8 |
| G & R HEALTH MART PHARMACY | | 5 | 3 | 38% | 8 |

COVID-19: testing by laboratory

Data through Jan 24, 2021 verified as of Jan 25, 2021 at 09:25 AM

Data in this report are provisional and subject to change.

The numbers in the table below represent the number of Florida and non-Florida residents for whom test results were received by the Department of Health. A person can be tested by more than one laboratory and can have both positive and negative results. **Therefore, the sum of the numbers in each column will be larger than the total number of people tested.**

| Reporting lab | Inconclusive | Negative | Positive | Percent positive | Total |
|--|--------------|----------|----------|------------------|-------|
| BAPTIST OUTPATIENT | | | 8 | 100% | 8 |
| FORT PIERCE FAMILY CARE INC | | 3 | 5 | 63% | 8 |
| NIGHT OWL PEDIATRICS URGENT CARE | | | 8 | 100% | 8 |
| WELLIGENT | | 1 | 7 | 88% | 8 |
| VIP WALK IN CLINIC | | | 8 | 100% | 8 |
| ADVENTHEALTH MEDICAL GROUP PEDIATRICS AT | | 2 | 6 | 75% | 8 |
| LIFE CARE CITRUS COUNTY | | | 8 | 100% | 8 |
| MINUTE CLINIC DIAGNOSTIC OF SC, LLC #42 | | 7 | 1 | 13% | 8 |
| THE MARY IMOGENE BASSETT HOSPITAL | | 8 | | | 8 |
| MED LABS DIAGNOSTICS | | 5 | 3 | 38% | 8 |
| ATLANTIC CONSOLIDATED LABORATORY | | 8 | | | 8 |
| GENE STREET LABORATORIES, LLC | | 6 | 2 | 25% | 8 |
| ORMOND MEDICAL ARTS | | 3 | 5 | 63% | 8 |
| BAPTIST HEALTH | | | 8 | 100% | 8 |
| HEALTHMARK REGIONAL HOSPITAL LAB | | 4 | 4 | 50% | 8 |
| RED MOUNTAIN DIAGNOSTICS | | 8 | | | 8 |
| MINUTE CLINIC LLC #5733 | | 8 | | | 8 |
| VIGILINT HEALTHCARE | | 5 | 3 | 38% | 8 |
| FHCP-ORANGE CITY | | | 8 | 100% | 8 |
| FLORIDA HOSPITAL PHYSICIAN GROUP | | 3 | 5 | 63% | 8 |
| BENSONHURST URGENT CARE | | 8 | | | 8 |
| Westchester General Hospital | | | 8 | 100% | 8 |
| HOLY NAME MEDICAL CENTER | 1 | 6 | 1 | 13% | 8 |
| DIAGNOSTIC CLINIC | | 6 | 1 | 14% | 7 |
| OCALA FAMILY MEDICAL CENTER | | 7 | | | 7 |
| NITIN BAWA PROFESSIONAL ASSOCIATES | | | 7 | 100% | 7 |
| LANDMARK HOSPITAL SOUTHWEST FLORIDA LLC | | 7 | | | 7 |
| CLINIC OF PEDIATRICS & GI MEDICINE INC | | | 7 | 100% | 7 |
| ABBEY MANOR RETIREMENT RESIDENCE INC | | 7 | | | 7 |
| CARESOUTH HHA HOLDINGS OF TALLAHASSEE LLC | | 7 | | | 7 |
| MADISON COUNTY HEALTH DEPARTMENT | | 5 | 2 | 29% | 7 |
| WYOMING COUNTY COMMUNITY HOSPITAL LABORATORY | | 7 | | | 7 |
| MEDEXPRESS URGENT CARE - MAPLE DRIVE | | 7 | | | 7 |
| LEPE'S HOUSE | | | 7 | 100% | 7 |
| WILDLIGHT LAB | | | 7 | 100% | 7 |
| EMBRY-RIDDLE AERONAUTICAL UNIVERSITY HEALTH | | | 7 | 100% | 7 |
| MINUTECLINIC DIAGNOSTIC OF TN PC #320 | | 6 | 1 | 14% | 7 |
| BRADENTON PHYSICIANS MEDICAL CENTER | | | 7 | 100% | 7 |
| RIVERVIEW REGIONAL MEDICAL CENTER | | 6 | 1 | 14% | 7 |
| Ocoee Health Care Center | | 7 | | | 7 |
| JACKSON CLINIC PA,THE | | 3 | 4 | 57% | 7 |
| MERCY HEALTH—MUSKEGON | | 6 | 1 | 14% | 7 |
| ST ANTHONY'S HOSP PATIENT CARE SERVICE | | | 7 | 100% | 7 |
| SONORA QUEST LABORATORIES | | | 7 | 100% | 7 |
| PEDIATRICS OF CENTRAL FLORIDA | | 5 | 2 | 29% | 7 |
| MAGNOLIA PEDIATRICS GROUP LLC | | | 7 | 100% | 7 |

COVID-19: testing by laboratory

Data through Jan 24, 2021 verified as of Jan 25, 2021 at 09:25 AM

Data in this report are provisional and subject to change.

The numbers in the table below represent the number of Florida and non-Florida residents for whom test results were received by the Department of Health. A person can be tested by more than one laboratory and can have both positive and negative results. **Therefore, the sum of the numbers in each column will be larger than the total number of people tested.**

| Reporting lab | Inconclusive | Negative | Positive | Percent positive | Total |
|---|--------------|----------|----------|------------------|-------|
| MONTEFIORE NYACK HOSPITAL AFFILIATED LABORATORY | | 7 | | | 7 |
| LIFE'S SPECIAL MOMENTS INC | | 7 | | | 7 |
| TRUE HEALTH DIAGNOSTICS | | 1 | 6 | 86% | 7 |
| PBC FOUND CARE INC | | | 7 | 100% | 7 |
| MEDEXPRESS URGENT CARE - FAYETTEVILLE | | 5 | 2 | 29% | 7 |
| LAB UNKNOWN | | 6 | 1 | 14% | 7 |
| WINDSOR OF GAINESVILLE | | 7 | | | 7 |
| HEALTHWORKS MED GROUP OF FLORIDA PA | | 2 | 5 | 71% | 7 |
| FREEDOM SQUARE NURSING CENTER | | | 7 | 100% | 7 |
| DOCTORS CLINICAL LABORATORY, INC | | 5 | 2 | 29% | 7 |
| JUPITER ISLAND PUBLIC SAFETY | | 5 | 2 | 29% | 7 |
| UNIVERSITY OF WASHINGTON MEDICAL CENTER | | | 7 | 100% | 7 |
| MEDEXPRESS ELKINS | | 7 | | | 7 |
| ESTATES MEDICAL CENTER INC | | | 7 | 100% | 7 |
| SUPERIOR RESIDENCES AT CALA HILLS | | 7 | | | 7 |
| GENTRY PARK ORLANDO ASSISTED LIVING | | 6 | 1 | 14% | 7 |
| LAWTON CHILES HEALTH CENTER | | 1 | 6 | 86% | 7 |
| IRL MARKET LAB | | | 7 | 100% | 7 |
| MAGNOLIA DIAGNOSTICS, LLC | | 3 | 4 | 57% | 7 |
| SOMA MEDICAL CENTER PA #3 | | | 7 | 100% | 7 |
| CALLAWAY CLINIC | | 5 | 2 | 29% | 7 |
| VITAS HEALTHCARE CORPORATION OF FL | | | 7 | 100% | 7 |
| PALM POINT BEHAVIORAL HEALTH | | 7 | | | 7 |
| ST JUDE LABORATORIES | | 5 | 2 | 29% | 7 |
| CVS HEALTH, #3396 | | 7 | | | 7 |
| ST VINCENT'S ST CLAIR | | 4 | 3 | 43% | 7 |
| ECLRS | | 2 | 5 | 71% | 7 |
| ADEPT INPATIENT MEDICAL SERVICES PC | | 7 | | | 7 |
| MULBERRY CARE CENTER | | 4 | 3 | 43% | 7 |
| HEALTH NETWORK LABORATORIES | | 6 | 1 | 14% | 7 |
| MEDEXPRESS URGENT CARE, JOHNSTOWN | | 6 | 1 | 14% | 7 |
| NORTON HEALTHCARE | | | 7 | 100% | 7 |
| LYNMOORE,THE | | 7 | | | 7 |
| MINUTE CLINIC DIAGNOSTIC OF VIRGINIA, LLC | | 7 | | | 7 |
| ALACHUA | | | 7 | 100% | 7 |
| Rosewood Healthcare and Rehabilitation Center | | 5 | 2 | 29% | 7 |
| ROSEMONT GARDENS INC | | 7 | | | 7 |
| DALLAS COUNTY HEALTH AND HUMAN SERVICES | | | 7 | 100% | 7 |
| NOVANT HEALTH INPATIENT CARE | | 2 | 5 | 71% | 7 |
| Consulate Health Care of Brandon | | 7 | | | 7 |
| KANSAS DEPARTMENT OF HEALTH | | 2 | 5 | 71% | 7 |
| CARENOW URGENT CARE-MADISON | | 7 | | | 7 |
| BARBARA O'REILLY MD PA | | 7 | | | 7 |
| MINUTECLINIC, LLC, DBA MINUTECLINIC #6106 | | 5 | 2 | 29% | 7 |
| ILLINOIS DEPARTMENT OF PUBLIC HEALTH | | | 7 | 100% | 7 |
| WATERFORD AT CREEKSIDE, THE | | | 7 | 100% | 7 |

COVID-19: testing by laboratory

Data through Jan 24, 2021 verified as of Jan 25, 2021 at 09:25 AM

Data in this report are provisional and subject to change.

The numbers in the table below represent the number of Florida and non-Florida residents for whom test results were received by the Department of Health. A person can be tested by more than one laboratory and can have both positive and negative results. **Therefore, the sum of the numbers in each column will be larger than the total number of people tested.**

| Reporting lab | Inconclusive | Negative | Positive | Percent positive | Total |
|--|--------------|----------|----------|------------------|-------|
| KEYSTONE PLACE AT NAPLES PRESERVE | | 4 | 3 | 43% | 7 |
| FLORIDA HOSPITAL KISSIMMEE | | 4 | 3 | 43% | 7 |
| PULSE & REMEDY LLC | | | 7 | 100% | 7 |
| PENINSULA CARE AND REHABILITATION CENTER | | | 7 | 100% | 7 |
| COMMUNITY MEDICAL AND DENTAL CARE INC | | 7 | | | 7 |
| IU HEALTH PATHOLOGY | | 1 | 6 | 86% | 7 |
| VERMONT DEPARTMENT OF HEALTH | | 1 | 6 | 86% | 7 |
| MINUTECLINIC DIAGNOSTIC OF TN, PC 6438 | | 5 | 2 | 29% | 7 |
| BROOKDALE LAKE ORIENTA | | | 7 | 100% | 7 |
| FLORIDA HOSPITAL WINTER PARK | | 6 | 1 | 14% | 7 |
| DEBARY HEALTH AND REHABILITATION CENTER | | 6 | 1 | 14% | 7 |
| CVS NC187POCT CHARLOTTE | | 7 | | | 7 |
| BAYCARE MEDICAL GROUP | | 1 | 6 | 86% | 7 |
| LEE COUNTY HEALTH DEPARTMENT | | 4 | 3 | 43% | 7 |
| SEA LEVEL LABS | | | 7 | 100% | 7 |
| Gulf Shore Care Center | | 3 | 4 | 57% | 7 |
| CVS MINUTE CLINIC DIAGNOSTIC OF VIRGINIA | | 7 | | | 7 |
| DOCTOR'S IN-HOUSE LAB/COMMUNITY HEALTH CENTERS OF PINELLAS -PINELLAS P | | | 7 | 100% | 7 |
| VIERA FAMILY MEDICINE AND WELLNESS | | 4 | 3 | 43% | 7 |
| SOUTH CAROLINA DEPARTMENT OF HEALTH | | | 7 | 100% | 7 |
| THOMAS JEFFERSON UNIVERSITY HOSPITAL | | 4 | 3 | 43% | 7 |
| MINUTECLINIC DIAGNOSTIC OF TN, PC 4992 | | 7 | | | 7 |
| MINUTECLINIC, LLC #4230 | | 6 | 1 | 14% | 7 |
| DEPARTMENT OF HEALTH- CITRUS COUNTY | | | 7 | 100% | 7 |
| FLORIDA DEPARTMENT OF HEALTH WASHINGTON COUNTY | | 3 | 4 | 57% | 7 |
| TRUE HEALTH | | 5 | 2 | 29% | 7 |
| SARASOTA - ROBERT L TAYLOR COMMUNITY CENTER | | 1 | 6 | 86% | 7 |
| ALLEGRO - TAMPA | 1 | 4 | 2 | 29% | 7 |
| BREVARD HEALTH ALLIANCE INC, THE | | 2 | 5 | 71% | 7 |
| BAPTIST PEDIATRICS | | 6 | 1 | 14% | 7 |
| MINUTECLINIC DIAGNOSTIC OF TN PC #386 | | 7 | | | 7 |
| CVS PHARMACY #8800 | | 5 | 2 | 29% | 7 |
| MEDLABS DIAGNOSTICS | | 7 | | | 7 |
| MINUTECLINIC DIAGNOSTIC OF NORTH | | 7 | | | 7 |
| AVON PARK PEDIATRICS | | | 7 | 100% | 7 |
| RPC@HODGES | | | 7 | 100% | 7 |
| FLORIDA DIGESTIVE AND LIVER SPECIALIST | | 7 | | | 7 |
| MC DIAGNOSTIC OF CONNECTICUT, PC #1960 | | 7 | | | 7 |
| MOBILE RESPONSE DIAGNOSTICS LLC | | 6 | 1 | 14% | 7 |
| HOLY GARDEN ALF, INC. | | 7 | | | 7 |
| KENDALL REGIONAL MEDICAL CNTR | | | 7 | 100% | 7 |
| SCHOOL OF PHARMACY AND PHARMACEUTICAL | | 7 | | | 7 |
| MEDEXPRESS URGENT CARE-DUBOIS | | 7 | | | 7 |
| RIVER OAKS TREATMENT CENTER | | | 7 | 100% | 7 |
| Thermopolis Rehabilitation Wellness | | 7 | | | 7 |
| ST VINCENT'S CHILTON | | 5 | 2 | 29% | 7 |

COVID-19: testing by laboratory

Data through Jan 24, 2021 verified as of Jan 25, 2021 at 09:25 AM

Data in this report are provisional and subject to change.

The numbers in the table below represent the number of Florida and non-Florida residents for whom test results were received by the Department of Health. A person can be tested by more than one laboratory and can have both positive and negative results. **Therefore, the sum of the numbers in each column will be larger than the total number of people tested.**

| Reporting lab | Inconclusive | Negative | Positive | Percent positive | Total |
|---|--------------|----------|----------|------------------|-------|
| NEW YORK PRESBYTERIAN - LOWER MANHATTAN | | 7 | | | 7 |
| SOUTH COM HEALTH CLINIC, DEPT. OF THE ARMY | | 7 | | | 7 |
| STAT MEDICAL CLINIC III INC | | 5 | 2 | 29% | 7 |
| QUE | | 4 | 3 | 43% | 7 |
| MORTON PLANT NORTH BAY HOSPITAL | | | 7 | 100% | 7 |
| HEALTH CARE LABORATORY SERVICES | | 1 | 6 | 86% | 7 |
| ST JOSEPHS HOSPITAL SOUTH HOSPITAL | | | 7 | 100% | 7 |
| FLORIDA CENTER FOR DERMATOLOGY LABORATORY | | | 7 | 100% | 7 |
| HEARTLAND PEDIATRICS OF LAKE PLACID | | | 7 | 100% | 7 |
| MIAMI COMPREHENSIVE MEDICINE GROUP PA | | 4 | 3 | 43% | 7 |
| BELLE GLADES HEALTH CLINIC | | | 6 | 100% | 6 |
| THE PALMS REHABILITATION AND HEALTHCARE CENTER | | 5 | 1 | 17% | 6 |
| GENETIC TECHNOLOGICAL INNOVATIONS | | | 6 | 100% | 6 |
| MEDEXPRESS URGENT CARE - STAUNTON | | 2 | 4 | 67% | 6 |
| LAKE CO SCHOOLS EMPLOYEE HEALTH & WELLNESS CENTER | 1 | 4 | 1 | 17% | 6 |
| AMERICAN HOUSE FORT MYERS | | 6 | | | 6 |
| PALMETTO HEALTH ALLIANCE | | 3 | 3 | 50% | 6 |
| TAMPA URGENT CARE | | | 6 | 100% | 6 |
| EL PARAISO HOME INC | | 6 | | | 6 |
| MINUTE-CLINIC DIAGNOSTIC OF VIRGINIA | | 5 | 1 | 17% | 6 |
| CARENOW URGENT CARE-GREEN HILLS | | 6 | | | 6 |
| BETH ISRAEL DEACONESS MEDICAL CENTER | | | 6 | 100% | 6 |
| HILA BECKERMAN MD LLC | | 6 | | | 6 |
| OSWEGO HOSPITAL LABORATORY | | 6 | | | 6 |
| JOHNS HOPKINS ALL CHILDRENS | | | 6 | 100% | 6 |
| MEDEXPRESS URGENT CARE - MT LEBANON | | 4 | 2 | 33% | 6 |
| MIAMI BEACH COMMUNITY HEALTH CENTER INC | | | 6 | 100% | 6 |
| MINUTECLINIC, LLC, #4160 | | 3 | 3 | 50% | 6 |
| VIBRANT AMERICA | | 4 | 2 | 33% | 6 |
| WATAUGA MEDICAL CENTER | | 4 | 2 | 33% | 6 |
| UT MEMPHIS UNIVERSITY HEALTH SERVICES | | | 6 | 100% | 6 |
| DOH JACKSONVILLE CENTRAL LABORATORY | | 3 | 3 | 50% | 6 |
| KESHAV RX LLC | | 6 | | | 6 |
| PANCARE HEALTH - HOSFORD SCHOOL | | | 6 | 100% | 6 |
| MEDEXPRESS URGENT CARE - RICHMOND, NINE MILE RD | | 5 | 1 | 17% | 6 |
| Floral Health and Rehabilitation, LLC | | 6 | | | 6 |
| PALM BAY URGENT CARE PL | | 1 | 5 | 83% | 6 |
| JERSEY SHORE MEDICAL CENTER | | 6 | | | 6 |
| TIMBER CREEK PEDIATRICS | | 6 | | | 6 |
| BOCA VIPEDIATRICS | | | 6 | 100% | 6 |
| BROWARD TRANSITIONAL CENTER | | | 6 | 100% | 6 |
| SAINT PETER'S UNIVERSITY HOSPITAL | | 6 | | | 6 |
| CAPRONA GROUP HOME | | | 6 | 100% | 6 |
| FLORIDA MEDICAL CL ODOM TPA | | 3 | 3 | 50% | 6 |
| ORLANDO MEDICAL CENTER PL | | | 6 | 100% | 6 |
| ST. CLOUD PHARMACY AND WELLNESS CENTER | | 3 | 3 | 50% | 6 |

COVID-19: testing by laboratory

Data through Jan 24, 2021 verified as of Jan 25, 2021 at 09:25 AM

Data in this report are provisional and subject to change.

The numbers in the table below represent the number of Florida and non-Florida residents for whom test results were received by the Department of Health. A person can be tested by more than one laboratory and can have both positive and negative results. **Therefore, the sum of the numbers in each column will be larger than the total number of people tested.**

| Reporting lab | Inconclusive | Negative | Positive | Percent positive | Total |
|---|--------------|----------|----------|------------------|-------|
| THE CLINIC PREMISE HEALTH | | | 6 | 100% | 6 |
| MEDEXPRESS URGENT CARE - HOT SPRINGS | | 6 | | | 6 |
| CVS MINUTE CLINIC DIAGNOSTIC OF TEXAS,LLC | | 4 | 2 | 33% | 6 |
| CITYMD | | 1 | 5 | 83% | 6 |
| MINUTECLINIC, LLC #244 | | 5 | 1 | 17% | 6 |
| DR PHILLIPS MEDICAL WELLNESS CENTER | | 6 | | | 6 |
| GRACE REHABILITATION CENTER OF VERO BEACH | | 4 | 2 | 33% | 6 |
| PUBLIC HEALTH LAB | | 6 | | | 6 |
| MINUTECLINIC, LLC #05038 | | 6 | | | 6 |
| FHPG_EXP CARE W HILLSBOROUGH | | | 6 | 100% | 6 |
| CARE ATC - CITY OF BOYNTON BEACH | | 2 | 4 | 67% | 6 |
| MEDEXPRESS URGENT CARE - ELM GROVE | | 5 | 1 | 17% | 6 |
| MINUTECLINIC DIAGNOSTIC OF NORTH CAROLINA, PC | | 5 | 1 | 17% | 6 |
| NOT INDICATED | | 1 | 5 | 83% | 6 |
| MERCY COLLEGE HEALTH OFFICE | | 6 | | | 6 |
| RIVER CITY PRIMARY AND URGENT CARE | | | 6 | 100% | 6 |
| FLORIDA SCHOOL FOR THE DEAF AND THE BLIND | | | 6 | 100% | 6 |
| AARK LABORATORY | | 6 | | | 6 |
| MEDEXPRESS URGENT CARE - SWANSEA, N ILLINOIS ST | | 5 | 1 | 17% | 6 |
| CAREWELL 301 - WARWICK | | | 6 | 100% | 6 |
| ACCESS HOME HEALTH OF FLORIDA LLC | | 6 | | | 6 |
| AMERICAN EAGLE LEESBURG AL LLC DBA VISTA LAKE | | | 6 | 100% | 6 |
| BERRYHILL MANOR | | 6 | | | 6 |
| FIRST COAST CARDIOVASCULAR INSTITUTE PA | | | 6 | 100% | 6 |
| PALMS, THE | | 6 | | | 6 |
| MEDEXPRESS URGENT CARE - BATTLE CREEK | | 4 | 2 | 33% | 6 |
| Northwell Lab | | 2 | 4 | 67% | 6 |
| BITTINGS APOTHECARY INC | | 4 | 2 | 33% | 6 |
| MINUTECLINIC DIAGNOSTIC OF NEW JERSEY, LLC # 7069 | | 6 | | | 6 |
| MANATEE PEDIATRICS | | | 6 | 100% | 6 |
| ORLANDO FAMILY MEDICAL INC | | 6 | | | 6 |
| PROHEALTH MED | | 1 | 5 | 83% | 6 |
| SOUTHEASTERN PEDIATRIC ASSOCIATES | | | 6 | 100% | 6 |
| TEXAS MEDCLINIC | | | 6 | 100% | 6 |
| MIAMI RESCUE MISSION CLINIC INC | | | 6 | 100% | 6 |
| VITAS HEALTH INC | | | 6 | 100% | 6 |
| CURATIVE CARE CENTER INC | | 1 | 5 | 83% | 6 |
| ADVENT HEALTH APOPKA | | 2 | 4 | 67% | 6 |
| URGENT TEAM - MUSCLE SHOALS | | 6 | | | 6 |
| GLEN FALLS HOSPITAL DEPARTMENT OF PATHOLOGY | | 6 | | | 6 |
| ST VINCENT'S URGENT CARE | | 5 | 1 | 17% | 6 |
| PATHGROUP LABS, LLC | | 4 | 2 | 33% | 6 |
| FLORIDA WOMAN CARE LABORATORY | | | 6 | 100% | 6 |
| FLORIDA CANCER SPECIALISTS & RESEARCH INSTITUTE | | 5 | 1 | 17% | 6 |
| INTERNAL MEDICINE LIPID AND WELNNES PRACTICE | | | 6 | 100% | 6 |
| FLORIDA MEDICAL SPECIALISTS | | 2 | 4 | 67% | 6 |

COVID-19: testing by laboratory

Data through Jan 24, 2021 verified as of Jan 25, 2021 at 09:25 AM

Data in this report are provisional and subject to change.

The numbers in the table below represent the number of Florida and non-Florida residents for whom test results were received by the Department of Health. A person can be tested by more than one laboratory and can have both positive and negative results. **Therefore, the sum of the numbers in each column will be larger than the total number of people tested.**

| Reporting lab | Inconclusive | Negative | Positive | Percent positive | Total |
|---|--------------|----------|----------|------------------|-------|
| MINUTECLINIC DIAGNOSTIC OF TN PC #242 | | 4 | 2 | 33% | 6 |
| ARLINGTON OF NAPLES | | 6 | | | 6 |
| FLORIDA MEDICAL CLINIC IM MLK | | 6 | | | 6 |
| Grand Villa of Dunedin | | | 6 | 100% | 6 |
| CVS MINUTE CLINIC DIAGNOSTIC OF NEW JERSEY | | 6 | | | 6 |
| MEDEXPRESS URGENT CARE - MIDLOTHIAN | | 6 | | | 6 |
| Florida Clinical Laboratory | | 1 | 5 | 83% | 6 |
| CARENOW URGENT CARE-SOUTHLAKE | | | 6 | 100% | 6 |
| UNILAB OF DADE INC | | | 6 | 100% | 6 |
| UF HEALTH | | | 6 | 100% | 6 |
| OPTUM SILVER LAKES | | | 6 | 100% | 6 |
| MEDEXPRESS URGENT CARE - BEECH GROVE | | 5 | 1 | 17% | 6 |
| INSPIRED LIVING AT PALM BAY | | 6 | | | 6 |
| IGENEX INC | | 6 | | | 6 |
| CONCENTRA | | | 6 | 100% | 6 |
| ENIGMA DIAGNOSTIC, INC. | | | 6 | 100% | 6 |
| MINUTECLINIC, LLC, MINUTECLINIC #7637 | | 4 | 2 | 33% | 6 |
| CAMELLIA AT DEERWOOD | | 2 | 4 | 67% | 6 |
| PR HEALTH | | 1 | 5 | 83% | 6 |
| BROWARD COUNTY HEALTH DEPT. | | | 6 | 100% | 6 |
| CAPITAL HEALTH PLAN LABORATORIES | | | 6 | 100% | 6 |
| LOUISIANA DEPT OF HEALTH | | | 6 | 100% | 6 |
| MEDEXPRESS URGENT CARE - SALEM | | 3 | 3 | 50% | 6 |
| KINDRED HOSPITAL OCALA | | 4 | 2 | 33% | 6 |
| CLEARWATER PEDIATRIC CARE | | 1 | 5 | 83% | 6 |
| MINUTECLINIC DIAGNOSTIC OF RHODE ISLAND | | 4 | 2 | 33% | 6 |
| FLORIDA HOSPITAL APOPKA | | 5 | 1 | 17% | 6 |
| MEDEXPRESS URGENT CARE-PITTSFIELD | | 6 | | | 6 |
| ST LUKES ROOSEVELT LABORATORY | | 6 | | | 6 |
| MED TECH SERVICES OF PALM BEACH INC | | 6 | | | 6 |
| UNILAB | | 2 | 4 | 67% | 6 |
| HOPE HEALTHCARE | | 6 | | | 6 |
| BAYCARE ALLIANT HOSPITAL | | | 6 | 100% | 6 |
| BROOKDALE CLERMONT | | | 6 | 100% | 6 |
| NORTHEAST ALABAMA REGIONAL MEDICAL CENTER | | 3 | 3 | 50% | 6 |
| ASCENSION ST VINCENT'S CLAY COUNTY | | | 6 | 100% | 6 |
| CHILDREN'S HOSPITAL OF PHILADELPHIA | | 5 | 1 | 17% | 6 |
| TAMIAMI LAB MILLENIUM | | | 6 | 100% | 6 |
| NORTHDALE REHABILITATION CENTER | | | 6 | 100% | 6 |
| MINUTECLINIC DIAGNOSTIC OF PA, LLC (1036) | | 5 | 1 | 17% | 6 |
| OPTUM PRIMARY CARE - FOUNTAIN OAKS | | 2 | 4 | 67% | 6 |
| ATMORE NURSING CENTER | | 5 | 1 | 17% | 6 |
| NEWPATH DIAGNOSTICS | | 4 | 2 | 33% | 6 |
| THE VILLAGES REGIONAL HOSPITAL FREESTANDING | | 3 | 3 | 50% | 6 |
| MINUTECLINIC DIAGNOSTIC OF NEW MEXICO | | 6 | | | 6 |
| MINUTECLINIC DIAGNOSTIC OF TEXAS | | 5 | 1 | 17% | 6 |

COVID-19: testing by laboratory

Data through Jan 24, 2021 verified as of Jan 25, 2021 at 09:25 AM

Data in this report are provisional and subject to change.

The numbers in the table below represent the number of Florida and non-Florida residents for whom test results were received by the Department of Health. A person can be tested by more than one laboratory and can have both positive and negative results. **Therefore, the sum of the numbers in each column will be larger than the total number of people tested.**

| Reporting lab | Inconclusive | Negative | Positive | Percent positive | Total |
|---|--------------|----------|----------|------------------|-------|
| PARTNERS PHARMACY OF FLORIDA LLC | | 6 | | | 6 |
| LUMADOC HEALTH | | 4 | 2 | 33% | 6 |
| SOMA MEDICAL CENTER # 4 | | 2 | 4 | 67% | 6 |
| ETHOS LABORATORIES | | 6 | | | 6 |
| CAPE CORAL URGENT CARE | | 3 | 3 | 50% | 6 |
| ORLANDO FAMILY MEDICINE | | 1 | 5 | 83% | 6 |
| RICH STREET GROUP HOME | | | 6 | 100% | 6 |
| MEDICAL CENTER AT OCEAN REEF | | 1 | 5 | 83% | 6 |
| PENN MEDICINE PRINCETON MEDICAL CENTER | | 6 | | | 6 |
| CVS MINUTE CLINIC DIAGNOSTIC MED GRP OF SAN | | 4 | 2 | 33% | 6 |
| BAY COUNTY HEALTH DEPARTMENT | | 6 | | | 6 |
| NORTHERN DUTCHESS HOSPITAL LABORATORY | | 5 | 1 | 17% | 6 |
| YAZJI PEDIATRIC CARE LLC DBA TUKA PEDIATRICS | | | 6 | 100% | 6 |
| MINUTECLINIC DIAGNOSTIC OF TN PC #6415 | | 5 | 1 | 17% | 6 |
| XPRESS URGENT CARE LLC | | 6 | | | 6 |
| SOUTH FLORIDA ENT ASSOCIATES, INC | | | 6 | 100% | 6 |
| SUFFRIDGE DRIVE GROUP HOME | | 6 | | | 6 |
| CITIZENS BAPTIST MEDICAL CENTERS LAB | | 5 | 1 | 17% | 6 |
| CRESTWOOD MEDICAL CENTER | | 4 | 1 | 20% | 5 |
| FLORIDA DEPARTMENT OF HEALTH - INVERNESS | | 3 | 2 | 40% | 5 |
| VIERA PEDIATRICS | | 1 | 4 | 80% | 5 |
| PEDIATRICS OF ALTAMONTE | | 5 | | | 5 |
| FAMILY CARE MEDICAL CENTER | | | 5 | 100% | 5 |
| CVS CA9165POCT SAN DIEGO | | 5 | | | 5 |
| EGL GENETICS DIAGNOSTICS | | | 5 | 100% | 5 |
| SUTTER TRACY COMMUNITY HOSPITAL | | | 5 | 100% | 5 |
| BAYSHORE LABORATORY | | 4 | 1 | 20% | 5 |
| RELIANT IMMUNE DIAGNOSTICS | | | 5 | 100% | 5 |
| ATLANTIC COMMUNITY HIGH SCHOOL | | 4 | 1 | 20% | 5 |
| PRECISION LABS LLC | | 2 | 3 | 60% | 5 |
| ACCENTCARE | | 5 | | | 5 |
| BLOOMINGDALE PEDIATRIC ASSOCIATES PA | | | 5 | 100% | 5 |
| MEDEXPRESS URGENT CARE-MUNCIE | | 5 | | | 5 |
| CORAL LANDING ASSISTED LIVING | | 5 | | | 5 |
| PRECISION DIAGNOSTICS INC - NJ | | 5 | | | 5 |
| MCR HEALTH LAWTON CHILES ADMINISTRATION STE A | | 1 | 4 | 80% | 5 |
| ALPHADERA LABS, LLC | | | 5 | 100% | 5 |
| TANNER MEDICAL CENTER EAST AL | | 5 | | | 5 |
| LEE MEMORIAL HEALTH SYSTEM | | 2 | 3 | 60% | 5 |
| MINUTECLINIC, LLC #03965 | | 5 | | | 5 |
| INFECTION CONTROL/ EMPHEALTH | | 3 | 2 | 40% | 5 |
| WAKEMED | | 1 | 4 | 80% | 5 |
| PEDIATRIC URGENT HEALTH CARE | | | 5 | 100% | 5 |
| MINUTECLINIC DIAGNOSTICS OF IND, LLC | | 5 | | | 5 |
| NEW HAMPSHIRE DEPARTMENT OF HEALTH AND HUMAN SERVICES | | 3 | 2 | 40% | 5 |
| WESTMINSTER SHORES | | | 5 | 100% | 5 |

COVID-19: testing by laboratory

Data through Jan 24, 2021 verified as of Jan 25, 2021 at 09:25 AM

Data in this report are provisional and subject to change.

The numbers in the table below represent the number of Florida and non-Florida residents for whom test results were received by the Department of Health. A person can be tested by more than one laboratory and can have both positive and negative results. **Therefore, the sum of the numbers in each column will be larger than the total number of people tested.**

| Reporting lab | Inconclusive | Negative | Positive | Percent positive | Total |
|---|--------------|----------|----------|------------------|-------|
| DR. PHILLIPS MEDICAL WELLNESS CENTER | | 3 | 2 | 40% | 5 |
| HILLSBOROUGH COUNTY HEALTH DEPARTMENT | | | 5 | 100% | 5 |
| MC DIAGNOSTIC OF CONNECTICUT , PC # 3 | | 3 | 2 | 40% | 5 |
| ADVANCED RESEARCH FOR HEALTH IMPROVEMENT | | 3 | 2 | 40% | 5 |
| CVS NC3516POCT WINSTON SALEM | | 5 | | | 5 |
| GUIDEWELL EMERGENCY MEDICINE DOCTORS LLC | | | 5 | 100% | 5 |
| CENTREX CLINICAL LABS INC | | 5 | | | 5 |
| DOCS URGENT CARE | | 1 | 4 | 80% | 5 |
| COVID RAPID LABS | | | 5 | 100% | 5 |
| CONCENTRA URGENT CARE | | 1 | 4 | 80% | 5 |
| MEDICAL CENTER OF BLOUNTSTOWN | | | 5 | 100% | 5 |
| Life Care Center of Estero | | | 5 | 100% | 5 |
| Conway Lakes Health and Rehabilitation Center | | 5 | | | 5 |
| CARL R DARNALL ARMY MEDICAL CENTER | | | 5 | 100% | 5 |
| TENDER CARE ALF | | 5 | | | 5 |
| ADVENTHEALTH CAR CENTER APOPKA | | | 5 | 100% | 5 |
| REHABILITATION CENTER AT JUPITER GARDENS | | 5 | | | 5 |
| HAWTHORNE INN OF LAKE LAND | | 5 | | | 5 |
| MEDEXPRESS URGENT CARE - HUNTINGTON WE | | 5 | | | 5 |
| Fouraker Hills Rehab and Nursing | | | 5 | 100% | 5 |
| WATERTOWN URGENT CARE PLLC | | 5 | | | 5 |
| EASTCHESTER PEDIATRIC MEDICAL GROUP | | 5 | | | 5 |
| ALL CHILDREN'S HOSPITAL DEPT OF GENERAL PEDIATRICS | | | 5 | 100% | 5 |
| FRANCES WARDE MEDICAL LABORATORY | | 2 | 3 | 60% | 5 |
| DEPARTMENT OF HEALTH AND HUMAN SERVICES LANSING | | | 5 | 100% | 5 |
| AHEC CLINIC | | 1 | 4 | 80% | 5 |
| EAST BANK HOSPITAL - UNIVERSITY OF MINNESOTA MEDICAL CENTER | | | 5 | 100% | 5 |
| RIVERVIEW ALF OPERATOR LLC | | | 5 | 100% | 5 |
| QUINTON MEMORIAL HEALTH CARE CENTER | | 5 | | | 5 |
| NIGHT LITE PEDIATRICS CENTER | | 1 | 4 | 80% | 5 |
| HENDRY REGIONAL CONVENIENT CARE CENTER | | | 5 | 100% | 5 |
| BETHESDA COMMUNITY HEALTH CENTER | | | 5 | 100% | 5 |
| NORTH FLORIDA PEDIATRICS JASPER | | | 5 | 100% | 5 |
| ST CLOUD COMPOUNDING PHARMACY & WELLNESS CENTER | | 5 | | | 5 |
| MD NOW MEDICAL CENTER INC | | | 5 | 100% | 5 |
| LABCORP UNSPECIFIED | | 5 | | | 5 |
| MINUTECLINIC DIAGNOSTIC OF ILLINOIS LL | | 5 | | | 5 |
| MEDEXPRESS URGENT CARE MURRYSVILLE | | 3 | 2 | 40% | 5 |
| UPMC HEALTH SYSTEM | | 4 | 1 | 20% | 5 |
| CYPRESS CREEK MEDICAL CENTER | | | 5 | 100% | 5 |
| TULLAHOMA HMA, LLC | | 4 | 1 | 20% | 5 |
| MC DIAGNOSTIC OF CONNECTICUT PC #459 | | 5 | | | 5 |
| MANATEE COUNTY JAIL | | 4 | 1 | 20% | 5 |
| COMMONS AT ORLANDO LUTHERAN TOWERS SNF | | | 5 | 100% | 5 |
| FAST PACE MEDICAL CLINIC PLLC | | 4 | 1 | 20% | 5 |
| BROWNE MEDICAL | | 5 | | | 5 |

COVID-19: testing by laboratory

Data through Jan 24, 2021 verified as of Jan 25, 2021 at 09:25 AM

Data in this report are provisional and subject to change.

The numbers in the table below represent the number of Florida and non-Florida residents for whom test results were received by the Department of Health. A person can be tested by more than one laboratory and can have both positive and negative results. **Therefore, the sum of the numbers in each column will be larger than the total number of people tested.**

| Reporting lab | Inconclusive | Negative | Positive | Percent positive | Total |
|--|--------------|----------|----------|------------------|-------|
| MINUTECLINIC DIAGNOSTIC OF MINNESOTA | | 5 | | | 5 |
| DOCTORS EXPRESS OF ST PETERSBURG | | | 5 | 100% | 5 |
| COOPER HOSPITAL/UNIVERSITY MEDICAL | | 5 | | | 5 |
| THE UNIVERSITY OF VERMONT MEDICAL CENTER | | 4 | 1 | 20% | 5 |
| RUSH UNIVERSITY MEDICAL CENTER LABORATORY | | | 5 | 100% | 5 |
| NORTHPORT MEDICAL CENTER LAB | | 5 | | | 5 |
| ORLANDO FAMILY PHYSICIANS | | | 5 | 100% | 5 |
| Kennedy University Hospital | | 5 | | | 5 |
| LONGWOOD PEDIATRICS LLC | | | 5 | 100% | 5 |
| OPTUMCARE FLORIDA, LLC | | 3 | 2 | 40% | 5 |
| SOUTHERN OCEAN MEDICAL CENTER | | 5 | | | 5 |
| BROOKDALE SOUTHPOINT | | | 5 | 100% | 5 |
| BEACH HOUSE | | 5 | | | 5 |
| ST JOSEPHS CHILDRENS OUTREACH | | | 5 | 100% | 5 |
| MINUTECLINIC DIAG OF IND LLC #6998 | | 4 | 1 | 20% | 5 |
| METHODIST HOSPITAL | | | 5 | 100% | 5 |
| ST JOHNS BIOMEDICAL LAB | | 5 | | | 5 |
| MINUTECLINIC MINUTECLINIC #4977 | | 3 | 2 | 40% | 5 |
| COMMUNITY HEALTH OF SOUTH FLORIDA | | | 5 | 100% | 5 |
| MINUTECLINIC DIAGNOSTIC OF PENNSYLVANIA, LLD #1545 | | 5 | | | 5 |
| TERRACINA LLC | | | 5 | 100% | 5 |
| FLORIDA HOSPITAL LAKE MARY | | 5 | | | 5 |
| MAXHEALTH | | 4 | 1 | 20% | 5 |
| GRAND VILLA OF ENGLEWOOD | | 1 | 4 | 80% | 5 |
| MINUTE CLINIC, LLC #1434 | | 5 | | | 5 |
| WEEMS MEDICAL CENTERS | | 2 | 3 | 60% | 5 |
| CARENOW URGENT CARE-DONELSON | | 4 | 1 | 20% | 5 |
| MINUTECLINIC DIAGNOSTIC OF LOUISIANA, | | 4 | 1 | 20% | 5 |
| URGENT CARE COASTAL GA | | | 5 | 100% | 5 |
| CHAMPLAIN VALLEY PHYSICIANS HOSPITAL | | 3 | 2 | 40% | 5 |
| CLEVELAND CLINIC MARTIN HEALTH NURSING & RESTORATIVE | | 5 | | | 5 |
| MINUTE-CLINIC DIAGNOSTIC OF VIRGINIA, LLC #794 | | 5 | | | 5 |
| UT SOUTHWESTERN MEDICAL CENTER | | | 5 | 100% | 5 |
| CVS MINUTE CLINIC DIAGNOSTIC | | 4 | 1 | 20% | 5 |
| BRIDGE DIAGNOSTICS | | | 5 | 100% | 5 |
| GUTHRIE MEDICAL GROUP LABORATORIES | | 5 | | | 5 |
| FLORIDA PREMIER MEDICAL CARE PA | | | 5 | 100% | 5 |
| UCF STUDENT HEALTH SERVICES LABORATORY | | 2 | 3 | 60% | 5 |
| ELITE MD GROUP INC | | 1 | 4 | 80% | 5 |
| MINUTECLINIC DIAGNOSTIC OF TN PC #6435 | | 5 | | | 5 |
| CVS MINUTE CLINIC DIAGNOSTIC OF TN #6044 | | 5 | | | 5 |
| SENIOR LIVING IV SUN CITY LLC | | 5 | | | 5 |
| PARRISH HEALTH CENTER | | 5 | | | 5 |
| CDRX INFUSION | | | 5 | 100% | 5 |
| PRESBYTERIAN HOME | | 5 | | | 5 |
| URGENT MED INC | | 3 | 2 | 40% | 5 |

COVID-19: testing by laboratory

Data through Jan 24, 2021 verified as of Jan 25, 2021 at 09:25 AM

Data in this report are provisional and subject to change.

The numbers in the table below represent the number of Florida and non-Florida residents for whom test results were received by the Department of Health. A person can be tested by more than one laboratory and can have both positive and negative results. **Therefore, the sum of the numbers in each column will be larger than the total number of people tested.**

| Reporting lab | Inconclusive | Negative | Positive | Percent positive | Total |
|--|--------------|----------|----------|------------------|-------|
| MEDEXPRESS URGENT CARE - GLENDALE | | 5 | | | 5 |
| WIREGRASS MEDICAL CENTER | | | 5 | 100% | 5 |
| JOE DIMAGGIO CHILDREN'S HOSPITAL | | 1 | 4 | 80% | 5 |
| MAIN STREET MEDICAL CENTER OF CRESTVIEW PA | | 1 | 4 | 80% | 5 |
| PEDIATRICS URGENT CARE, LLC | | | 5 | 100% | 5 |
| MEDEXPRESS URGENT CARE-PETERS TWP | | 5 | | | 5 |
| MINUTECLINIC DIAGNOSTIC OF NEW JERSEY, | | 5 | | | 5 |
| MOUNT SINAI BROOKLYN LABORATORY | | 4 | 1 | 20% | 5 |
| PUTNAM HOSPITAL CENTER LABORATORY | | 5 | | | 5 |
| AMERICAN MEDICAL RESPONSE - DENVER | | 2 | 3 | 60% | 5 |
| MC DIAGNOSTIC OF CONNECTICUT, PC #1966 | | 5 | | | 5 |
| KENILWORTH CARE & REHABILITATION CENTER | | | 5 | 100% | 5 |
| NELSON BIOLOGICAL | | | 5 | 100% | 5 |
| COLLIER HMA PHYSICIAN MANAGEMENT, LLC | | | 5 | 100% | 5 |
| CAREHERE LCS- EUSTIS | | | 5 | 100% | 5 |
| SIMEDHEALTH LLC | | 2 | 3 | 60% | 5 |
| UNIVERSITY OF CHICAGO MEDICAL CENTER LAB | | | 5 | 100% | 5 |
| OMNICARE PHARMACY OF TEXAS 1, LP DBA OMNICARE | | 5 | | | 5 |
| GREENVILLE MEMORIAL HOSPITAL LAB | | | 5 | 100% | 5 |
| MEDEXPRESS URGENT CARE MORGANTOWN | | 5 | | | 5 |
| MEDEXPRESS URGENT CARE PORT HURON | | 4 | 1 | 20% | 5 |
| MINUTE CLINIC DIAGNOSTIC OF NORTH CAROLINA | | 5 | | | 5 |
| DELIVER MY MEDS CORP | | 5 | | | 5 |
| DOTHAN WEST FAMILY MEDICINE | | 3 | 2 | 40% | 5 |
| COASTAL COMPLETE CARE | | | 5 | 100% | 5 |
| KEY TRAINING CENTER | | | 5 | 100% | 5 |
| BOROPARK URGENT CARE | | 4 | 1 | 20% | 5 |
| INDIAN RIVER PRIMARY CARE PA | | 5 | | | 5 |
| BAYFRONT MEDICAL | | | 5 | 100% | 5 |
| Grand Villa of Clearwater | | 4 | 1 | 20% | 5 |
| LAKE NONA PEDIATRICS IN ASSOCIATION WITH NEMOURS | | 5 | | | 5 |
| LONG ISLAND JEWISH FOREST HILLS HOSPITAL | | 5 | | | 5 |
| BAPTIST HEALTH - TOWN CENTER | | | 5 | 100% | 5 |
| COPELAND MEDICAL CLINIC | | 3 | 2 | 40% | 5 |
| SANFORD PEDIATRIC ASSOCIATES, PA | | 3 | 2 | 40% | 5 |
| INNOVATIVE COVID-DIVERSEY | | | 5 | 100% | 5 |
| ST JOSEPH WOMENS HOSPITAL | | | 5 | 100% | 5 |
| LABS PLUS LLC | | 5 | | | 5 |
| KETTERING HEALTH | | | 5 | 100% | 5 |
| Army Residence Community | | 5 | | | 5 |
| BOCA BIOLISTICS LLC | | | 5 | 100% | 5 |
| MIAMI CANCER INSTITUTE | | | 5 | 100% | 5 |
| VAIL VALLEY MEDICAL CENTER | | | 5 | 100% | 5 |
| WEST PACIFIC MEDICAL LABORATORY | | | 5 | 100% | 5 |
| JUPITER ISLAND MEDICAL CLINIC INC | | 5 | | | 5 |
| KIMBERLY J HENDERSON MD PC | | 4 | 1 | 20% | 5 |

COVID-19: testing by laboratory

Data through Jan 24, 2021 verified as of Jan 25, 2021 at 09:25 AM

Data in this report are provisional and subject to change.

The numbers in the table below represent the number of Florida and non-Florida residents for whom test results were received by the Department of Health. A person can be tested by more than one laboratory and can have both positive and negative results. **Therefore, the sum of the numbers in each column will be larger than the total number of people tested.**

| Reporting lab | Inconclusive | Negative | Positive | Percent positive | Total |
|--|--------------|----------|----------|------------------|-------|
| UW MEDICINE VIROLOGY LAB | | | 5 | 100% | 5 |
| MINUTE CLINIC DIAGNOSTIC OF MICHIGAN PC | | 5 | | | 5 |
| MINUTE CLINIC LLC #2775 | | 5 | | | 5 |
| LAKE MARY HEALTH AND REHABILITATION CENTER | | 1 | 4 | 80% | 5 |
| APOLLO GARDENS RETIREMENT RESIDENCE CARE | | 5 | | | 5 |
| Lehigh Acres Health and Rehabilitation | | | 5 | 100% | 5 |
| NORTH DADE NURSING AND REHABILITATION CENTER | | | 5 | 100% | 5 |
| WOODHULL MEDICAL AND MENTAL HEALTH CTR | | 5 | | | 5 |
| SOMA MEDICAL CENTER, PA #4 FLORIDA MANGO | | | 5 | 100% | 5 |
| REMISE OCCUPATIONAL HEALTH SOLUTIONS INC | | | 5 | 100% | 5 |
| DANIEL M LIBBY MD PLLC | | 5 | | | 5 |
| XRL SXF REF LAB | | 5 | | | 5 |
| MINUTECLINIC DIAGNOSTIC OF GEORGIA, LL | | 5 | | | 5 |
| FRUITVILLE URGENT CARE | | | 5 | 100% | 5 |
| UHEALTH UNIVERSITY OF MIAMI | | | 5 | 100% | 5 |
| FHMG_FM AND IM AVALON PARK | | 1 | 4 | 80% | 5 |
| KEYSTONE REHABILITATION AND HEALTH CENTER | | 1 | 4 | 80% | 5 |
| MEDEXPRESS URGENT CARE - IRVING | | 5 | | | 5 |
| MEDEXPRESS URGENT CARE - WILLIAMSPORT | | 4 | 1 | 20% | 5 |
| CVS M08590POCT KANSAS CITY | | 1 | 4 | 80% | 5 |
| LAKEVIEW TERRACE HOME HEALTH SERVICES LLC | | | 5 | 100% | 5 |
| PREMIER FAMILY HEALTH PA | | | 5 | 100% | 5 |
| INTERNAL MEDICINE & PRIMARY CARE ASSOCIATES, PLC | | | 5 | 100% | 5 |
| COLUMBIA MEMORIAL HOSPITAL LABORATORY | | 5 | | | 5 |
| PRIMARY CARE WALK IN CLINIC PLLC | | | 5 | 100% | 5 |
| SHEEPSHEAD BAY URGENT CARE | | 5 | | | 5 |
| MINUTECLINIC, LLC #1586 | | 3 | 2 | 40% | 5 |
| LAKE COUNTY DETENTION CENTER | | 3 | 2 | 40% | 5 |
| HUNTERS CREEK PEDIATRICS | | 5 | | | 5 |
| Rio Pinar Health Care | | | 5 | 100% | 5 |
| MINUTE-CLINIC DIAGNOSTIC OF VIRGINIA, LLC #2003 | | 4 | 1 | 20% | 5 |
| Avalon Healthcare and Rehabilitation Center | | | 5 | 100% | 5 |
| URGENT TEAM - HUNTSVILLE | | 4 | 1 | 20% | 5 |
| ST. LUCIE COUNTY HEALTH DEPARTMENT | | 4 | 1 | 20% | 5 |
| URGENT CARE OF LONGWOOD | | | 5 | 100% | 5 |
| HOLLY HILL HOME INFUSION SERVICE | | 5 | | | 5 |
| MEDEXPRESS URGENT CARE - CLARKSBURG | | 5 | | | 5 |
| BIG BEND CARES, INC | | 5 | | | 5 |
| GULF COAST VETERANS HCS PANAMA CITY OPC | | 5 | | | 5 |
| MINUTECLINIC DIAGNOSTIC OF SC, LLC #2 | | 5 | | | 5 |
| DICKSON MEDICAL ASSOCIATES PC PATH LAB | | 4 | 1 | 20% | 5 |
| MEDEXPRESS URGENT CARE - STATE COLLEGE | | 4 | 1 | 20% | 5 |
| NOVANT HEALTH UVA | | 2 | 3 | 60% | 5 |
| WHITE WILSON MEDICAL CENTER NEPHROLOGY | | 1 | 4 | 80% | 5 |
| FINLAY | | 1 | 4 | 80% | 5 |
| URGENT CARE OF ERWIN | | 5 | | | 5 |

COVID-19: testing by laboratory

Data through Jan 24, 2021 verified as of Jan 25, 2021 at 09:25 AM

Data in this report are provisional and subject to change.

The numbers in the table below represent the number of Florida and non-Florida residents for whom test results were received by the Department of Health. A person can be tested by more than one laboratory and can have both positive and negative results. **Therefore, the sum of the numbers in each column will be larger than the total number of people tested.**

| Reporting lab | Inconclusive | Negative | Positive | Percent positive | Total |
|--|--------------|----------|----------|------------------|-------|
| JOHN T MATHER MEMORIAL HOSPITAL LABORATORY | | 5 | | | 5 |
| UNIVERSITY OF MIAMI MILLER SCHOOL OF MEDICINE | | | 5 | 100% | 5 |
| ELLIS HOSPITAL LABORATORY | | 5 | | | 5 |
| MEDEXPRESS URGENT CARE-NESHANNOCK TWP | | 4 | 1 | 20% | 5 |
| NORTH SHORE HEMATOLOGY-ONCOLOGY ASSOCIATES, PC | | 5 | | | 5 |
| NORTHSIDE HOSPITAL | | 2 | 3 | 60% | 5 |
| AEL KNOXVILLE | | | 5 | 100% | 5 |
| MINUTE CLINIC | | 1 | 4 | 80% | 5 |
| MINUTECLINIC INCORPORATE, LLC | | 4 | 1 | 20% | 5 |
| PEDIATRICS OF CENTRAL FLORIDA - POINCIANA | | 3 | 2 | 40% | 5 |
| CELEBRATION PEDIATRICS | | | 4 | 100% | 4 |
| MEDEXPRESS URGENT CARE LAVALLE | | 4 | | | 4 |
| SANDGATE GARDENS REHAB & NURSING CENTER | | 3 | 1 | 25% | 4 |
| BENEVA LAKES HEALTHCARE & REHAB CENTER | | | 4 | 100% | 4 |
| PHYSICIANS REGIONAL MEDICAL CTR - COLLIER BLVD | | | 4 | 100% | 4 |
| MEDEXPRESS URGENT CARE - FREDERICK | | 4 | | | 4 |
| MINUTE CLINIC DIAGNOSTIC OF PENNSYLVANIA | | 4 | | | 4 |
| ADVENTHEALTH NEW SMYRNA BEACH COMMUNITY HEALTH | | | 4 | 100% | 4 |
| GULF COAST PEDIATRICS OF SARASOTA PA | | 1 | 3 | 75% | 4 |
| West Gate Village, LLC | | 4 | | | 4 |
| BELLIN HEALTH LAB | | 1 | 3 | 75% | 4 |
| MINUTECLINIC DIAGNOSTIC OF VIRGINIA | | 4 | | | 4 |
| ABSOLUTE HEALTH | | 4 | | | 4 |
| CHILDREN'S MEDICAL GROUP | | 4 | | | 4 |
| WYOMING PUBLIC HEALTH LAB | | | 4 | 100% | 4 |
| MINUTECLINIC DIAGNOSTIC OF VIRGINIA, LLC #1656 | | 4 | | | 4 |
| PARADIGM LABORATORIES | | | 4 | 100% | 4 |
| NORTHSIDE HOSPITAL ATLANTA | | 3 | 1 | 25% | 4 |
| FLAGLER HEALTH SERVICES INC | | | 4 | 100% | 4 |
| PEACEHEALTH LABORATORIES | | 3 | 1 | 25% | 4 |
| APEX HOME HEALTH CARE | | 4 | | | 4 |
| A & R RESEARCH GROUP | | | 4 | 100% | 4 |
| ENCOMPASS HEALTH REHABILITATION HOSPITAL OF LARGO | | 3 | 1 | 25% | 4 |
| IMIC INC RESEARCH | | | 4 | 100% | 4 |
| CAREWELL 202 | | | 4 | 100% | 4 |
| MEDEXPRESS URGENT CARE - YORK | | 1 | 3 | 75% | 4 |
| MARSHALL MEDICAL CENTER SOUTH LAB | | 3 | 1 | 25% | 4 |
| UNIVERSITY OF WASHINGTON MEDICAL CENTER (UWMC) EMERGENCY DEPT. | | | 4 | 100% | 4 |
| KENTUCKY CABINET FOR HEALTH AND FAMILY SERVICES | | | 4 | 100% | 4 |
| MEMORIAL HEALTH CARE SYSTEMS | | | 4 | 100% | 4 |
| NU WAVE MEDICAL CENTER | | | 4 | 100% | 4 |
| ADVENTHEALTH MEDICAL GROUP PEDIATRIC & ADOLESCENT | | 3 | 1 | 25% | 4 |
| SIGNATURE CARE EMERGENCY CENTER | | 2 | 2 | 50% | 4 |
| FIFTH AVENUE PEDIATRICS | | 3 | 1 | 25% | 4 |
| SHARP MEMORIAL HOSPITAL MICROBIOLOGY DEPT | | | 4 | 100% | 4 |
| PANCARE HEALTH YOUNGSTOWN | | | 4 | 100% | 4 |

COVID-19: testing by laboratory

Data through Jan 24, 2021 verified as of Jan 25, 2021 at 09:25 AM

Data in this report are provisional and subject to change.

The numbers in the table below represent the number of Florida and non-Florida residents for whom test results were received by the Department of Health. A person can be tested by more than one laboratory and can have both positive and negative results. **Therefore, the sum of the numbers in each column will be larger than the total number of people tested.**

| Reporting lab | Inconclusive | Negative | Positive | Percent positive | Total |
|--|--------------|----------|----------|------------------|-------|
| MIZELL MEMORIAL HOSPITAL | | | 4 | 100% | 4 |
| ADULT MEDICINE OF LAKE COUNTY INC | | | 4 | 100% | 4 |
| SANFORD SOUTH UNIVERSITY | | 4 | | | 4 |
| NOVADX | | 2 | 2 | 50% | 4 |
| ELITE MEDICAL CENTER | | | 4 | 100% | 4 |
| DEPARTMENT OF HEALTH AND HUMAN SERVICES | | 2 | 2 | 50% | 4 |
| MEDEXPRESS URGENT CARE - CULPEPER | | 4 | | | 4 |
| MINUTECLINIC DIAGNOSTIC OF TN PC #5671 | | 3 | 1 | 25% | 4 |
| DEPARTMENT OF PATHOLOGY ROME MEMORIAL | | 3 | 1 | 25% | 4 |
| MINUTECLINIC DIAGNOSTIC OF TN PC #442 | | 4 | | | 4 |
| CVS TN5601POCT LENOIR CITY | | 4 | | | 4 |
| TARPON SPRINGS PEDIATRICS, LLC | | | 4 | 100% | 4 |
| MEDEXPRESS URGENT CARE - FORT WORTH S | | 3 | 1 | 25% | 4 |
| EXPRESS CARE OF TAMPA BAY LLC | | 2 | 2 | 50% | 4 |
| CENTERPLACE HEALTH, INC | | | 4 | 100% | 4 |
| NEMOURS CHILDREN'S CLINIC | | | 4 | 100% | 4 |
| MEDEXPRESS URGENT CARE - MBURG COMMONS | | 4 | | | 4 |
| FISHERMEN'S HOSPITAL | | | 4 | 100% | 4 |
| MAILBOX DIAGNOSTICS | | 2 | 2 | 50% | 4 |
| HAVEN HOSPICE IN CHIEFLAND | | | 4 | 100% | 4 |
| WILLIAM A HINTON STATE LABORATORY INSTITUTE | | 1 | 3 | 75% | 4 |
| FLORIDA HOSPITAL ALTAMONTE | | 2 | 2 | 50% | 4 |
| MINUTECLINIC DIAGNOSTIC OF TN PC #643 | | 2 | 2 | 50% | 4 |
| ARKANSAS DEPARTMENT OF HEALTH | | | 4 | 100% | 4 |
| PANCARE HEALTH - PONCE DE LEON | | | 4 | 100% | 4 |
| BARTON MEMORIAL HOSPITAL | | 3 | 1 | 25% | 4 |
| MINUTECLINIC DIAGNOSTIC OF NEVADA #87 | | 2 | 2 | 50% | 4 |
| HELIX KH UC | | | 4 | 100% | 4 |
| CLAY PRIMARY & FAMILY CARE LLC | | | 4 | 100% | 4 |
| VITAL CARE URGENT CARE | | | 4 | 100% | 4 |
| ADVENTHEALTH MEDICAL GROUP MULTISPECIALTY | | | 4 | 100% | 4 |
| PHYSICIANS IMMEDIATE CARE AURORA | | | 4 | 100% | 4 |
| BOONE DRUG & HEALTHCARE AT DEERFIELD | | | 4 | 100% | 4 |
| OKLAHOMA STATE DEPARTMENT OF HEALTH-PUBLIC HEALTH LABORATORY | | | 4 | 100% | 4 |
| SIGNATURE CARE MONTROSE | | 2 | 2 | 50% | 4 |
| SEBRING PEDIATRICS LLC | | | 4 | 100% | 4 |
| LIFE CARE HOME HEALTH SERVICES LLC | | 1 | 3 | 75% | 4 |
| INTERMARKET FACILITY | | | 4 | 100% | 4 |
| OVIEDO CHILDRENS HEALTH CENTER LLC | | 1 | 3 | 75% | 4 |
| MD NOW URGENT CARE - DELRAY WEST | | | 4 | 100% | 4 |
| ST BARNABAS HOSPITAL | | 4 | | | 4 |
| MARSHFIELD LABORATORIES | | | 4 | 100% | 4 |
| CELAL GUROL ERBAY, MD | | | 4 | 100% | 4 |
| BROOKDALE NEW PORT RICHEY | | | 4 | 100% | 4 |
| COVENIENT CARE MEDICAL CLINIC | | | 4 | 100% | 4 |
| MINUTECLINIC DIAGNOSTIC OF WISCONSIN, LLC | | 4 | | | 4 |

COVID-19: testing by laboratory

Data through Jan 24, 2021 verified as of Jan 25, 2021 at 09:25 AM

Data in this report are provisional and subject to change.

The numbers in the table below represent the number of Florida and non-Florida residents for whom test results were received by the Department of Health. A person can be tested by more than one laboratory and can have both positive and negative results. **Therefore, the sum of the numbers in each column will be larger than the total number of people tested.**

| Reporting lab | Inconclusive | Negative | Positive | Percent positive | Total |
|--|--------------|----------|----------|------------------|-------|
| CAPTAIN JAMES A. LOVELL FEDERAL HEALTHCARE CENTER | | | 4 | 100% | 4 |
| Heartland of Boynton Beach | | | 4 | 100% | 4 |
| A AND R RESEARCH GROUP LLC | | 2 | 2 | 50% | 4 |
| MINUTECLINIC DIAGNOSTIC OF OKLAHOMA | | 3 | 1 | 25% | 4 |
| NEULIFE NEUROLOGICAL SERVICES LLC | | | 4 | 100% | 4 |
| OHIO DEPARTMENT OF HEALTH | | | 4 | 100% | 4 |
| MIAMI COMMUNITY HEALTH CENTER INC | | 1 | 3 | 75% | 4 |
| AFFINITY URGENT CARE | | | 4 | 100% | 4 |
| MEDEXPRESS URGENT CARE - MOUNTAIN HOME | | 3 | 1 | 25% | 4 |
| BETHPAGE EXTENDED HOURS CENTER | | 4 | | | 4 |
| FLORENCE - HUNTSVILLE HOSPITAL URGENT CARE | | 3 | 1 | 25% | 4 |
| UNION CITY MANOR NURSING CENTER | | 4 | | | 4 |
| DTR LABS | | 3 | 1 | 25% | 4 |
| DYNACARE LABORATORIES | | | 4 | 100% | 4 |
| FORSYTH HOUSE | | | 4 | 100% | 4 |
| PHYSICIANS FOR CHILDREN | | | 4 | 100% | 4 |
| MEDEXPRESS URGENT CARE - PRINCETON | | 4 | | | 4 |
| CONSULATE HEATH CARE AT WEST ALTAMONTE | | | 4 | 100% | 4 |
| L3HARRIS FAMILY MEDICAL CENTER | | | 4 | 100% | 4 |
| MEDEXPRESS URGENT CARE - MARKHAM STREE | | 3 | 1 | 25% | 4 |
| THE RETREAT AT PORT ORANGE | | | 4 | 100% | 4 |
| BIOTEST PLASMA CENTER | | 4 | | | 4 |
| Grace Rehabilitation of Vero Beach | | 4 | | | 4 |
| COMPASSION PEDIATRICS | | | 4 | 100% | 4 |
| PANCARE HEALTH - ALTHA PUBLIC | | | 4 | 100% | 4 |
| ADVENTHEALTH CENTRA CARE PONCIANA | | 1 | 3 | 75% | 4 |
| MEDEXPRESS URGENT CARE HUNTINGTON | | 4 | | | 4 |
| PELICAN LANDING | | 1 | 3 | 75% | 4 |
| MINUTECLINIC DIAGNOSTIC OF NORTH CAROLINA PC #5341 | | 3 | 1 | 25% | 4 |
| FCHC (OB)-DARWIN SQUARE CTR. | | | 4 | 100% | 4 |
| TRIDENT BIOMETRICS | | 3 | 1 | 25% | 4 |
| Advanced Care Center | | | 4 | 100% | 4 |
| MEDEXPRESS URGENT CARE - BLUEFIELD | | 3 | 1 | 25% | 4 |
| MEDEXPRESS URGENT CARE - WEIRTON | | 4 | | | 4 |
| ALVARO J DANGOND MD PA | | 4 | | | 4 |
| CAPE COD HOSPITAL | | | 4 | 100% | 4 |
| ARCPPOINT LABS OF FORT LAUDERDALE, FL CENTRAL | | 1 | 3 | 75% | 4 |
| Calusa Harbour | | | 4 | 100% | 4 |
| MINUTECLINIC DIAG OF IND, LLC #10190 | | 4 | | | 4 |
| MEASE CONTINUING CARE | | 2 | 2 | 50% | 4 |
| PALM BEACH CANCER INSTITUTE | | | 4 | 100% | 4 |
| Walker BaptistMedCtr | | 3 | 1 | 25% | 4 |
| PRL NYC PANDEMIC RESPONSE LAB | | | 4 | 100% | 4 |
| MC DIAGNOSTIC OF CONNECTICUT, PC # 257 | | 3 | 1 | 25% | 4 |
| MEDEXPRESS - NEWARK | | 4 | | | 4 |
| CVS GA2470POCT CANTON | | 4 | | | 4 |

COVID-19: testing by laboratory

Data through Jan 24, 2021 verified as of Jan 25, 2021 at 09:25 AM

Data in this report are provisional and subject to change.

The numbers in the table below represent the number of Florida and non-Florida residents for whom test results were received by the Department of Health. A person can be tested by more than one laboratory and can have both positive and negative results. **Therefore, the sum of the numbers in each column will be larger than the total number of people tested.**

| Reporting lab | Inconclusive | Negative | Positive | Percent positive | Total |
|--|--------------|----------|----------|------------------|-------|
| MEMORIAL HEALTHCARE SYSTEM | | 1 | 3 | 75% | 4 |
| SONIC REFERENCE LABORATORY | | | 4 | 100% | 4 |
| MINUTECLINIC MINUTECLINIC #8505 | | 2 | 2 | 50% | 4 |
| MEDEXPRESS URGENT CARE - BECKLEY CROSS | | 3 | 1 | 25% | 4 |
| LAKE CONWAY URGENT CARE LLC | | 2 | 2 | 50% | 4 |
| SOUTH FLORIDA FAMILY HEALTH & RESEARCH CTR | | | 4 | 100% | 4 |
| SOMA MEDICAL CENTER, P.A. | | | 4 | 100% | 4 |
| MINUTECLINIC DIAGNOSTIC OF ILLINOIS | | 3 | 1 | 25% | 4 |
| CLINICAL LABORATORIES OF THE BUFFALO | | 3 | 1 | 25% | 4 |
| SOUTHEASTERN REGIONAL MEDICAL CENTER | | | 4 | 100% | 4 |
| PLEASANTVILLE OF SEBASTIAN LLC | | | 4 | 100% | 4 |
| MEDEXPRESS URGENT CARE, FAIRMONT | | 4 | | | 4 |
| OKLAHOMA STATE UNIVERSITY DIAGNOSTIC LAB | | | 4 | 100% | 4 |
| Westminster Manor | | 3 | 1 | 25% | 4 |
| GENEVA GENERAL HOSPITAL LABORATORY | | 3 | 1 | 25% | 4 |
| MARION AND BERNARD L SAMSON NURSING CENTER | | | 4 | 100% | 4 |
| DIAGNOSTIC & MEDICAL SPECIALISTS OF GREENWICH | | 2 | 2 | 50% | 4 |
| VENICE GREEN VILLAGE | | 3 | 1 | 25% | 4 |
| BAYLOR ESOTERIC AND MOLECULAR LAB | | | 4 | 100% | 4 |
| LATCHER LABORATORY OF A O FOX MEMORIAL | | 2 | 2 | 50% | 4 |
| THE LITTLE CLINIC | | | 4 | 100% | 4 |
| DES PLAINES CLINICAL LAB | | 2 | 2 | 50% | 4 |
| SOMA MEDICAL CENTER MD PA #7 PEDIATRICS | | | 4 | 100% | 4 |
| MEDEXPRESS URGENT CARE - TEAYS VALLEY | | 3 | 1 | 25% | 4 |
| OMNICARE PHARMACY OF TEXAS 1 | | 4 | | | 4 |
| WHEELER LABORATORY | | 3 | 1 | 25% | 4 |
| HAMPTON ALF AT 24TH ROAD LLC | | | 4 | 100% | 4 |
| DEPARTMENT OF HEALTH/ NEW YORK | | | 4 | 100% | 4 |
| MEDEXPRESS URGENT CARE - SOUTH PARKERSBURG | | 4 | | | 4 |
| PRIMECARE | | 2 | 2 | 50% | 4 |
| DOTHAN PEDIATRIC CLINIC | | | 4 | 100% | 4 |
| CVS MINUTE CLINIC DIAGNOSTIC PA #3060 | | 3 | 1 | 25% | 4 |
| CARE ONE PRIMARY CARE | | | 4 | 100% | 4 |
| Millennium Nursing & Rehab Center | | 4 | | | 4 |
| INTEGRATED FAMILY MEDICAL CENTER | | | 4 | 100% | 4 |
| MINUTECLINIC DIAGNOSTIC OF VIRGINIA, LLC #255 | | 4 | | | 4 |
| MIAMI MEDICAL CONSULTANT PA | | | 4 | 100% | 4 |
| COURTYARD GARDENS OF BOYNTON BEACH, LLC | | 1 | 3 | 75% | 4 |
| MINUTE CLINIC DIAGNOSTIC OF TEXAS, LLC | | 4 | | | 4 |
| DEPARTMENT OF HEALTH AND HUMAN SERVICES STATE OF NEW HAMPSHIRE | | | 4 | 100% | 4 |
| GRAND VILLA OF ORMOND BEACH | | 2 | 2 | 50% | 4 |
| CAYUGA COUNTY HEALTH DEPARTMENT | | 3 | 1 | 25% | 4 |
| MEDICINE SHOPPE #1306 THE | | 3 | 1 | 25% | 4 |
| DISCOVERY VILLAGE AT STUART | | 1 | 3 | 75% | 4 |
| LAKE FOREST PARK OP CO LLC | | 4 | | | 4 |
| FHCP - ORMOND BEACH | | | 4 | 100% | 4 |

COVID-19: testing by laboratory

Data through Jan 24, 2021 verified as of Jan 25, 2021 at 09:25 AM

Data in this report are provisional and subject to change.

The numbers in the table below represent the number of Florida and non-Florida residents for whom test results were received by the Department of Health. A person can be tested by more than one laboratory and can have both positive and negative results. **Therefore, the sum of the numbers in each column will be larger than the total number of people tested.**

| Reporting lab | Inconclusive | Negative | Positive | Percent positive | Total |
|--|--------------|----------|----------|------------------|-------|
| CELERION | | | 4 | 100% | 4 |
| BOND & STEELE CLINIC PA D/B/A BOND CLINIC PA | | 4 | | | 4 |
| THONOTOSASSA COMMUNITY HEALTH CENTER | | 1 | 3 | 75% | 4 |
| BAPTIST HEALTH MEDICAL CENTER | | | 4 | 100% | 4 |
| ST. MARY'S HOSPITAL | | | 4 | 100% | 4 |
| OCHSNER MEDICAL CENTER | | | 4 | 100% | 4 |
| GRACE WELLNESS CENTER LLC | | 3 | 1 | 25% | 4 |
| MINUTECLINIC DIAG OF IND LLC #8651 | | 3 | 1 | 25% | 4 |
| VITRO MOLECULAR LABORATORIES | | | 4 | 100% | 4 |
| Health Care Center of Jacksonville | | | 4 | 100% | 4 |
| MINUTECLINIC #2860 | | 3 | 1 | 25% | 4 |
| MEDEXPRESS - NEW CASTLE, DUPONT HWY | | 4 | | | 4 |
| MEDEXPRESS URGENT CARE PLEASANT HILLS | | 3 | 1 | 25% | 4 |
| SOUTHWESTERN REGIONAL MEDICAL CENTER - TULSA | | 4 | | | 4 |
| ENTRUST IMMEDIATE CARE | | | 4 | 100% | 4 |
| COMPASSION PEDIATRIC URGENT CARE LLC | | | 4 | 100% | 4 |
| WESLEY CHAPEL INTERNAL MEDICINE AND PEDIATRICS | | | 4 | 100% | 4 |
| HOME DOCS | | 2 | 2 | 50% | 4 |
| MINUTE CLINIC OF KANSAS PA | | 1 | 3 | 75% | 4 |
| MEDEXPRESS URGENT CARE - TARENTUM | | 4 | | | 4 |
| HEALTHY MINORS PEDIATRIC URGENT CARE | | 4 | | | 4 |
| AHC Decatur County | | 4 | | | 4 |
| HEALTH AND WELLNESS CENTER | | | 4 | 100% | 4 |
| PENSACOLA PEDIATRICS MILTON | | | 4 | 100% | 4 |
| CVS MINUTE CLINIC, LLC #22 | | 3 | 1 | 25% | 4 |
| ORLANDO ORTHOPAEDIC OUTPATIENT SURGERY CENTER | | 1 | 3 | 75% | 4 |
| MEDICAL PAVILION CLINIC | | | 4 | 100% | 4 |
| REFUGE A HEALING PLACE, THE | | | 4 | 100% | 4 |
| PM PEDIATRICS OF SELDEN | | 3 | 1 | 25% | 4 |
| FLORIDA CANCER SPECIALISTS AND RESEARCH | | 2 | 2 | 50% | 4 |
| PHYSICIANS IMMEDIATE CARE ELGIN | | | 4 | 100% | 4 |
| LEON MEDICAL CENTERS, LLC | | | 4 | 100% | 4 |
| DYNAMIC HEALTH CENTERS INC | | 2 | 2 | 50% | 4 |
| CRESTAR LABS | | 2 | 2 | 50% | 4 |
| WALGREENS #07034 | | 4 | | | 4 |
| MEDEXPRESS - COLLINSVILLE BELT LINE | | 3 | 1 | 25% | 4 |
| DIAGNOSTECHS | | 4 | | | 4 |
| DERMATOLOGY SPECIALISTS OF FL - DR. JON WARD | | | 4 | 100% | 4 |
| MD ANDERSON | | | 4 | 100% | 4 |
| LAFAYETTE NURSING AND REHAB | | | 4 | 100% | 4 |
| VIDANT MEDICAL CENTER | | | 4 | 100% | 4 |
| MC DIAGNOSTIC OF CONNECTICUT, PC #1043 | | 4 | | | 4 |
| CARENOW URGENT CARE - WINTER SPRINGS | | 3 | 1 | 25% | 4 |
| MINUTECLINIC DIAGNOSTIC OF MAINE, LLC | | 2 | 2 | 50% | 4 |
| DISCOVERY VILLAGE AT DEERWOOD | | | 4 | 100% | 4 |
| COMPUNET CLINICAL LAB | | | 4 | 100% | 4 |

COVID-19: testing by laboratory

Data through Jan 24, 2021 verified as of Jan 25, 2021 at 09:25 AM

Data in this report are provisional and subject to change.

The numbers in the table below represent the number of Florida and non-Florida residents for whom test results were received by the Department of Health. A person can be tested by more than one laboratory and can have both positive and negative results. **Therefore, the sum of the numbers in each column will be larger than the total number of people tested.**

| Reporting lab | Inconclusive | Negative | Positive | Percent positive | Total |
|---|--------------|----------|----------|------------------|-------|
| MINUTECLINIC, LLC #1796 | | 3 | 1 | 25% | 4 |
| ENCOMPASS HOME HEALTH | | 4 | | | 4 |
| FLORIDA HEART AND VASCULAR | | | 4 | 100% | 4 |
| GENUS DIAGNOSTICS | | | 4 | 100% | 4 |
| CAPITAL HEALTH LABORATORY INC | | | 4 | 100% | 4 |
| BIRMINGHAM VAMC | | 1 | 3 | 75% | 4 |
| HNL LAB MEDICINE | | 3 | 1 | 25% | 4 |
| REHABILITATION CENTER OF WINTER PARK,THE | | | 4 | 100% | 4 |
| PALM HARBOR DERMATOLOGY | | 4 | | | 4 |
| FLORIDA HEALTH CARE PLANS STIRLING CENTER | | | 4 | 100% | 4 |
| TRUE HEALTH- HOFFNER | | 3 | 1 | 25% | 4 |
| MINUTE CLINIC DIAGNOSTIC OF SOUTH CAROLINA | | 3 | 1 | 25% | 4 |
| Crowne Health Care of Montgomery | | 4 | | | 4 |
| RELIANT ACUTE CARE | | | 4 | 100% | 4 |
| MEDEXPRESS URGENT CARE - KOKOMO | | 4 | | | 4 |
| ACCENT PHYSICIAN SPECIALISTS PA | | 4 | | | 4 |
| EP LTC PHARMACY | | 3 | 1 | 25% | 4 |
| EXPRESS TESTING-ONE | | | 4 | 100% | 4 |
| NAVAL MEDICAL CENTER SAN DIEGO | | | 4 | 100% | 4 |
| FLORIDA CLINICAL LABORATORY - BIOREFERENCE LABORATORIES | | 2 | 2 | 50% | 4 |
| GEORGE E WEEMS MEMORIAL HOSPITAL LAB | | 3 | 1 | 25% | 4 |
| ADVENT HEALTH - TUSKAWILLA | | 4 | | | 4 |
| CVA MINUTE CLINIC DIAGNOSTIC OF VIRGINIA, LLC | | 4 | | | 4 |
| BROWNE MEDICAL LLC | | 3 | 1 | 25% | 4 |
| SunTerrace Health Care Center | | 3 | 1 | 25% | 4 |
| THE DOCTORS CENTER HEALTHCARE-SOUTHSIDE | | 1 | 3 | 75% | 4 |
| CARENOW URGENT CARE-HERMITAGE | | | 4 | 100% | 4 |
| GUTHRIE MEDICAL GROUP - CORNING | | 3 | 1 | 25% | 4 |
| NORTH PINELLAS CHILDRENS MEDICAL CENTER INC | | | 4 | 100% | 4 |
| Life Care Center of Orlando | | | 4 | 100% | 4 |
| SOUTHERN LABORATORY SERVICES OF NWF | | 4 | | | 4 |
| SJH | | | 4 | 100% | 4 |
| PM PEDIATRICS OF BAYSIDE PLLC | | 4 | | | 4 |
| CAREATC, INC. | | | 4 | 100% | 4 |
| LEMOYNE COLLEGE WELLNESS CENTER FOR | | 4 | | | 4 |
| FLORIDA HEALTHCARE OF ORLANDO | | | 4 | 100% | 4 |
| MEDEXPRESS URGENT CARE - LOGAN | | 4 | | | 4 |
| REDMED OF CROSSTOWN | | 1 | 3 | 75% | 4 |
| Sunrise Health and Rehabilitation Center | | | 4 | 100% | 4 |
| COMPREHENSIVE CLINICAL RESEARCH, LLC | | | 4 | 100% | 4 |
| BIG BEND HOSPICE INC | | 4 | | | 4 |
| FAMILY MEDICINE AT WATERMAN | | 4 | | | 4 |
| PHYSICIANS QUALITY CARE | | | 4 | 100% | 4 |
| MINUTECLINIC DIAGNOSTIC OF TN PC #6363 | | 4 | | | 4 |
| URGENT CARE - OCONEE | | 2 | 2 | 50% | 4 |
| DEVEREUX FLORIDA CHILDRENS CENTER | | | 4 | 100% | 4 |

COVID-19: testing by laboratory

Data through Jan 24, 2021 verified as of Jan 25, 2021 at 09:25 AM

Data in this report are provisional and subject to change.

The numbers in the table below represent the number of Florida and non-Florida residents for whom test results were received by the Department of Health. A person can be tested by more than one laboratory and can have both positive and negative results. **Therefore, the sum of the numbers in each column will be larger than the total number of people tested.**

| Reporting lab | Inconclusive | Negative | Positive | Percent positive | Total |
|---|--------------|----------|----------|------------------|-------|
| Park Ridge Nursing Center | | 3 | 1 | 25% | 4 |
| PREMIER FAMILY AND SPORTS MEDICINE | | 2 | 1 | 33% | 3 |
| ONslow MEMORIAL HOSPITAL LABORATORY | | 3 | | | 3 |
| LIFE CARE CENTER OF SKAGIT VALLEY | | 3 | | | 3 |
| LOYOLA UNIVERSITY MEDICAL CENTER LABORATORY | | | 3 | 100% | 3 |
| SMOKY MOUNTAIN URGENT CARE AND FAMILY MEDICINE CENTER | | | 3 | 100% | 3 |
| CARENOW-ATASCOCITA | | | 3 | 100% | 3 |
| JS HEALTHCARE | | 2 | 1 | 33% | 3 |
| HARBOUR ISLAND PEDIATRICS LLC | | | 3 | 100% | 3 |
| Nashville Central Laboratory | | 3 | | | 3 |
| ORLANDO CLINICAL RESEARCH CENTER | | 3 | | | 3 |
| FLAGLER FAMILY MEDICINE PA | | | 3 | 100% | 3 |
| IVY CREEK URGENT CARE OF ENTERPRISE | | | 3 | 100% | 3 |
| ST. PETERSBURG PEDIATRICS- 38TH AVENUE | | | 3 | 100% | 3 |
| MONTEFIORE MEDICAL CENTER LABS MONTEFIORE | | 2 | 1 | 33% | 3 |
| COMMUNICABLE DISEASE CONTROL/PUBLIC HEALTH EMERGENCY PREPAREDNESS | | | 3 | 100% | 3 |
| PENSACOLA PEDIATRICS PA - TIGER POINT | | | 3 | 100% | 3 |
| MEDICAL CENTER OF THE ROCKIES | | | 3 | 100% | 3 |
| Life Care Center of Citrus County | | 2 | 1 | 33% | 3 |
| PROMPT CARE OF CENTRAL FLORIDA LLC | | | 3 | 100% | 3 |
| MEDEXPRESS URGENT CARE - NORTH LITTLE | | 2 | 1 | 33% | 3 |
| NORTHERN LIGHT LABORATORY | | 1 | 2 | 67% | 3 |
| HELIX MEDICAL CENTERS | | 1 | 2 | 67% | 3 |
| BETTERMED URGENT CARE | | | 3 | 100% | 3 |
| ADVICE FOR OPTIMAL WELLNESS, INC | | | 3 | 100% | 3 |
| MINUTECLINIC DIAGNOSTIC OF RHODE ISLAND | | 3 | | | 3 |
| TERENCE B MITCHELL MD, INC | | | 3 | 100% | 3 |
| TAMPA | | 1 | 2 | 67% | 3 |
| APEX CLINICAL LABORATORIES INC | | 3 | | | 3 |
| PATHOLOGY REFERENCE LAB LLC | | | 3 | 100% | 3 |
| SANFORD MOBILE LAB | | | 3 | 100% | 3 |
| SENTARA NORFOLK GENERAL HOSPITAL CENTRAL LAB | | | 3 | 100% | 3 |
| ADVENT HEALTH MEDICAL GROUP FAMILY MEDICINE | | | 3 | 100% | 3 |
| GENTLE HANDS MOBILE PHLEBOTOMY | | | 3 | 100% | 3 |
| RAPID CITY URGENT CARE | | | 3 | 100% | 3 |
| CVS NY4098030POCT NEW YORK | | 3 | | | 3 |
| MINUTECLINIC, LLC #4682 | | 2 | 1 | 33% | 3 |
| MEDEXPRESS URGENT CARE - RICHMOND, W BROAD ST | | 3 | | | 3 |
| USCG SECTOR ST PETE | | 1 | 2 | 67% | 3 |
| BROOKDALE OAKBRIDGE | | 1 | 2 | 67% | 3 |
| MINUTECLINIC DIAGNOSTIC OF PENNSYLVANIA | | 2 | 1 | 33% | 3 |
| QUATRACOR PLLC | | 3 | | | 3 |
| BOLING, STEPHANIE | | 3 | | | 3 |
| RIVER CITY MEDICAL ASSOCIATES INC | | | 3 | 100% | 3 |
| SIGNATURE CARE PFLUGERVILLE | | | 3 | 100% | 3 |
| CVS HEALTH MINUTE CLINIC | | | 3 | 100% | 3 |

COVID-19: testing by laboratory

Data through Jan 24, 2021 verified as of Jan 25, 2021 at 09:25 AM

Data in this report are provisional and subject to change.

The numbers in the table below represent the number of Florida and non-Florida residents for whom test results were received by the Department of Health. A person can be tested by more than one laboratory and can have both positive and negative results. **Therefore, the sum of the numbers in each column will be larger than the total number of people tested.**

| Reporting lab | Inconclusive | Negative | Positive | Percent positive | Total |
|---|--------------|----------|----------|------------------|-------|
| ADVANCED HEART CARE OF SOUTH FLORIDA | | 3 | | | 3 |
| MOULTRIE CREEK NURSING AND REHAB | | | 3 | 100% | 3 |
| CELEBRATION PEDIATRICS PA | | | 3 | 100% | 3 |
| SOUTH COUNTY MENTAL HEALTH CENTER INC | | | 3 | 100% | 3 |
| MINUTECLINIC LLC #5176 | | | 3 | 100% | 3 |
| TUFTS MEDICAL CENTER | | | 3 | 100% | 3 |
| OPTUM PRIMARY CARE - SILVER LAKES | | | 3 | 100% | 3 |
| TERRACE OF ST CLOUD, THE | | 2 | 1 | 33% | 3 |
| MINUTECLINIC LLC (1435) | | 3 | | | 3 |
| MINUTECLINIC DIAGNOSTIC MED GRP OF SAN | | 3 | | | 3 |
| MID FLORIDA CLINICAL LABORATORY | | 2 | 1 | 33% | 3 |
| SEMINOLE FAMILY HEALTH CENTER | | 3 | | | 3 |
| MINUTECLINIC DIAG OF IND, LLC #6483 | | 1 | 2 | 67% | 3 |
| BRANDON REGIONAL EMERGENCY CTR | | | 3 | 100% | 3 |
| MEDEXPRESS URGENT CARE SHADYSIDE | | 3 | | | 3 |
| SSM HEALTH ST LOUIS MICROBIOLOGY LABORATORY | | 1 | 2 | 67% | 3 |
| FLORIDA MEDICAL ASSOCIATES LLC | | | 3 | 100% | 3 |
| GREATER MOBILE URGENT CARE - SPRINGHILL | | | 3 | 100% | 3 |
| MINUTECLINIC, LLC #5707 | | 3 | | | 3 |
| SOFTLAB | | | 3 | 100% | 3 |
| MEADOWS AT CYPRESS GARDENS, THE | | 3 | | | 3 |
| MINUTECLINIC, LLC, DBA MINUTECLINIC #6 | | 3 | | | 3 |
| MEDEXPRESS URGENT CARE - HOLLINS | | 3 | | | 3 |
| FAMILY TREE MEDICAL GROUP PA | | 2 | 1 | 33% | 3 |
| BAPTIST PRIMARY CARE, INC. | | 2 | 1 | 33% | 3 |
| MINUTECLINIC DIAGNOSTIC OF WISCONSIN, | | 3 | | | 3 |
| Mill Valley Care Center | | 3 | | | 3 |
| SPRING LAKE REHABILITATION CENTER | | | 3 | 100% | 3 |
| LEE CONVENIENT CARE AT SUMMERLIN | | | 3 | 100% | 3 |
| Lakeview Village | | 3 | | | 3 |
| PINELLAS PARK HEALTH CENTER - PINELLAS CHD | | 1 | 2 | 67% | 3 |
| TMH PHYSICIAN PARTNERS SOUTHWOOD | | | 3 | 100% | 3 |
| ADVENTHEALTH SEBRING- INFECTION CONTROL DEPARTMENT | | | 3 | 100% | 3 |
| UNC HOSPITAL/MCLENDON CLINICAL LABORATORIES | | | 3 | 100% | 3 |
| FLORIDA MENTOR-POINT WEST CLUSTER | | 3 | | | 3 |
| MUNSON MEDICAL CENTER | | | 3 | 100% | 3 |
| MEDEXPRESS URGENT CARE-SCOTT TOWNSHIP | | 3 | | | 3 |
| US SPECIALTY LABS | | | 3 | 100% | 3 |
| INSPIRA MEDICAL CENTER VINELAND LAB | | 2 | 1 | 33% | 3 |
| CLEARWATER | | 2 | 1 | 33% | 3 |
| OHIO DEPARTMENT OF HEALTH LABORATORY | | 2 | 1 | 33% | 3 |
| CVS MA394POCT SEEKONK | | 3 | | | 3 |
| QUEST DIAGNOSTICS PSC | | | 3 | 100% | 3 |
| NORTH BROWARD HOSPITAL DISTRICT HEALTHCARE FOR THE HOMELESS | | | 3 | 100% | 3 |
| FAMILY MEDICINE AT WINTER PARK | | | 3 | 100% | 3 |
| MINUTECLINIC DIAGNOSTIC OF SC, LLC #7 | | 2 | 1 | 33% | 3 |

COVID-19: testing by laboratory

Data through Jan 24, 2021 verified as of Jan 25, 2021 at 09:25 AM

Data in this report are provisional and subject to change.

The numbers in the table below represent the number of Florida and non-Florida residents for whom test results were received by the Department of Health. A person can be tested by more than one laboratory and can have both positive and negative results. **Therefore, the sum of the numbers in each column will be larger than the total number of people tested.**

| Reporting lab | Inconclusive | Negative | Positive | Percent positive | Total |
|--|--------------|----------|----------|------------------|-------|
| MEDICAL SERVICES OF AMERICA HOME HEALTH | | 3 | | | 3 |
| WYOMING DEPT OF HEALTH | | | 3 | 100% | 3 |
| ASPEN VALLEY HOSPITAL | | | 3 | 100% | 3 |
| SUMTER COUNTY HEALTH DEPARTMENT | | | 3 | 100% | 3 |
| CVS GA3766POCT DACULA | | 1 | 2 | 67% | 3 |
| TIEHH BIOTERRORISM RESPONSE LAB | | | 3 | 100% | 3 |
| Hunterdon Medical Center Laboratory | | 3 | | | 3 |
| INDIANA STATE DEPARTMENT OF HEALTH LABORATORIES | | | 3 | 100% | 3 |
| LEESBURG COMMUNITY HEALTH CENTERS | | | 3 | 100% | 3 |
| PREMIER CLINICAL RESEARCH INSTITUTE INC | | | 3 | 100% | 3 |
| MEDEXPRESS URGENT CARE - WHEELING | | 2 | 1 | 33% | 3 |
| OHIO HEALTH DOCTORS HOSPITAL | | | 3 | 100% | 3 |
| CORNERSTONE PEDIATRICS | | | 3 | 100% | 3 |
| DACH MAIN LAB | | | 3 | 100% | 3 |
| STATCARE URGENT & WALK IN MEDICAL CARE | | 2 | 1 | 33% | 3 |
| SISD EMPLOYEE HEALTH CLINIC | | | 3 | 100% | 3 |
| LOUISIANA DEPT. OF HEALTH AND HOSPITALS-INFECTIOUS DISEASE EPI SECTION | | | 3 | 100% | 3 |
| UNIVERSITY OF KANSAS MEDICAL CENTER | | | 3 | 100% | 3 |
| PPD - IXLAYER | | 3 | | | 3 |
| GARCIA MORALES NELSON | | | 3 | 100% | 3 |
| MARION COUNTY FIRE RESCUE | | 3 | | | 3 |
| CCRX OF NORTH CAROLINA, LLC | | 2 | 1 | 33% | 3 |
| BEEBE MEDICAL CENTER LABORATORY | | 3 | | | 3 |
| PINELLAS POINT NURSING AND REHAB | | | 3 | 100% | 3 |
| ST. PETERSBURG PEDIATRICS | | | 3 | 100% | 3 |
| SUMMIT MEDICAL GROUP - WEST ORANGE | | 3 | | | 3 |
| LIFEHOPE LABS | | | 3 | 100% | 3 |
| PRISMA HEALTH MIDLANDS | | | 3 | 100% | 3 |
| GRAND AVE PHARMACY | | | 3 | 100% | 3 |
| HEALTHCARE NETWORK OF SOUTHWEST FLORIDA | | | 3 | 100% | 3 |
| COASTAL LABORATORIES OF FLORIDA | | | 3 | 100% | 3 |
| FLORIDA HOSPITAL PHYSICIANS GROUP | | 1 | 2 | 67% | 3 |
| MEDEXPRESS URGENT CARE-CHIPPEWA | | 2 | 1 | 33% | 3 |
| BAPTIST OUTPATIENT SERVICES | | | 3 | 100% | 3 |
| COOPER UNIVERSITY HOSPITAL LABORATORY | | 2 | 1 | 33% | 3 |
| Bethany Health and Rehab | | 3 | | | 3 |
| CAMPAZZI CONCIERGE MEDICAL SERVICES | | 2 | 1 | 33% | 3 |
| MINUTE CLINIC DIAG OF IND LLC #8674 | | 3 | | | 3 |
| ADVANCED PEDIATRICS | | | 3 | 100% | 3 |
| KEY WEST URGENT CARE, INC | | 3 | | | 3 |
| CUMBERLAND MEDICAL CENTER INC | | 3 | | | 3 |
| CVS IN6605POCT INDIANAPOLIS | | 2 | 1 | 33% | 3 |
| COVID PROCESSING SITE | | | 3 | 100% | 3 |
| HIALEAH SHORES NURSING AND | | 2 | 1 | 33% | 3 |
| Contrastate Medical Center | | 2 | 1 | 33% | 3 |
| ALABAMA DEPT PUBLIC HEALTH | | | 3 | 100% | 3 |

COVID-19: testing by laboratory

Data through Jan 24, 2021 verified as of Jan 25, 2021 at 09:25 AM

Data in this report are provisional and subject to change.

The numbers in the table below represent the number of Florida and non-Florida residents for whom test results were received by the Department of Health. A person can be tested by more than one laboratory and can have both positive and negative results. **Therefore, the sum of the numbers in each column will be larger than the total number of people tested.**

| Reporting lab | Inconclusive | Negative | Positive | Percent positive | Total |
|--|--------------|----------|----------|------------------|-------|
| UNIVERSITY OF MIAMI / SCCC RESEARCH LABORATORY | | | 3 | 100% | 3 |
| MEDEXPRESS URGENT CARE - TULSA, S YALE AVE | | 3 | | | 3 |
| IMMUNOGENOMICS LLC | | 1 | 2 | 67% | 3 |
| OPTUM OF RED ROAD | | 3 | | | 3 |
| GAINESVILLE PEDIATRIC ASSOCIATES | | | 3 | 100% | 3 |
| PRINCETON BMC LABORATORY | | 3 | | | 3 |
| PROHEALTH PRIMARY CARE - GLEN OAKS | | 3 | | | 3 |
| FLORIDA DEPARTMENT OF HEALTH IN MIAMI DADE COUNTY | | 2 | 1 | 33% | 3 |
| ESTERO FIRE RESCUE | | 3 | | | 3 |
| MAYO | | 1 | 2 | 67% | 3 |
| ESCO DRUG CO INC | | 3 | | | 3 |
| Magnolia Health and Rehab Center | | | 3 | 100% | 3 |
| ACCESS HEALTH CARE | | 2 | 1 | 33% | 3 |
| VIRTUA MEMORIAL HOSPITAL BURLINGTON COUNTY | | 1 | 2 | 67% | 3 |
| LINCOLN MEDICAL CENTER | | 3 | | | 3 |
| CVS OH3393POCT AURORA | | 2 | 1 | 33% | 3 |
| MEDEXPRESS URGENT CARE- FORT WORTH N T | | 3 | | | 3 |
| OPENTRONS PRL | | 2 | 1 | 33% | 3 |
| GROVES CENTER | | | 3 | 100% | 3 |
| MEDICAL CENTER AT OCEAN REEF,THE | | 2 | 1 | 33% | 3 |
| CORTLAND REGIONAL MEDICAL CENTER | | 3 | | | 3 |
| BRADENTON PHYSICIAN MEDICAL CENTER | | | 3 | 100% | 3 |
| LUVERNE HEALTH AND REHABILITATION | | 3 | | | 3 |
| THE WINDSOR OF OCALA | | | 3 | 100% | 3 |
| Enterprise Health and Rehabilitation Center | | 3 | | | 3 |
| HARBORCHASE OF STUART | | | 3 | 100% | 3 |
| AVANTE INVERNESS | | 1 | 2 | 67% | 3 |
| BARONESS ERLANGER HOSPITAL | | 3 | | | 3 |
| DIXIE COUNTY EMERGENCY SERVICES | | | 3 | 100% | 3 |
| MONTANA PUBLIC HEALTH LAB | | | 3 | 100% | 3 |
| EXETER HOSPITAL | | 3 | | | 3 |
| CVS OH6123POCT CINCINNATI | | 2 | 1 | 33% | 3 |
| LONG ISLAND UNIVERSITY - POST CAMPUS | | 3 | | | 3 |
| ACL LABORATORIES INDUSTRIAL TOXICOLOGY | | | 3 | 100% | 3 |
| CVS TX7821POCT LEAGUE CITY | | 3 | | | 3 |
| BRENTWOOD SENIOR LIVING AT ST PETE | | | 3 | 100% | 3 |
| MINUTECLINIC DIAGNOSTIC MED GRP OF CA | | 3 | | | 3 |
| CVS PA1671POCT LANCASTER | | 3 | | | 3 |
| NORTH NAPLES HOSPITAL RESPIRATORY THERAPY DEPARTMENT | | | 3 | 100% | 3 |
| AVANTE AT ORMOND BEACH INC | | | 3 | 100% | 3 |
| GRAND VILLA OF PALM COAST | | 3 | | | 3 |
| CAREWELL URGENT CARE | | | 3 | 100% | 3 |
| ST. LUKE'S HOSPITAL - BETHLEHEM CAMPUS | | 1 | 2 | 67% | 3 |
| IOWA DEPARTMENT OF PUBLIC HEALTH | | | 3 | 100% | 3 |
| PATIENT FIRST - ALLENTOWN | | | 3 | 100% | 3 |
| PLAINVIEW PRIMARY CARE | | 3 | | | 3 |

COVID-19: testing by laboratory

Data through Jan 24, 2021 verified as of Jan 25, 2021 at 09:25 AM

Data in this report are provisional and subject to change.

The numbers in the table below represent the number of Florida and non-Florida residents for whom test results were received by the Department of Health. A person can be tested by more than one laboratory and can have both positive and negative results. **Therefore, the sum of the numbers in each column will be larger than the total number of people tested.**

| Reporting lab | Inconclusive | Negative | Positive | Percent positive | Total |
|--|--------------|----------|----------|------------------|-------|
| MEDLAB INC | | 3 | | | 3 |
| MINUTECLINIC DIAGNOSTIC OF MICHIGAN, P | | 3 | | | 3 |
| SPARROW CENTRAL LAB | | | 3 | 100% | 3 |
| MINUTECLINIC DIAG OF IND LLC #6840 | | 3 | | | 3 |
| ORCHID COVE DAYTONA | | | 3 | 100% | 3 |
| FOX FAMILY PRACTICE | | 3 | | | 3 |
| ADVENT HEALTH - TIMBERRIDGE ER | | 2 | 1 | 33% | 3 |
| LIZS ADULT CARE | | 3 | | | 3 |
| State Lab Unspecifd | | | 3 | 100% | 3 |
| REELFOOT FAMILY WALK IN CLINIC | | 2 | 1 | 33% | 3 |
| CVS SC7396POCT NORTH MYRTLE BEACH | | 3 | | | 3 |
| Greystone Health Care Center | | 3 | | | 3 |
| UNIVERSITY OF MICHIGAN | | 2 | 1 | 33% | 3 |
| MEDEXPRESS-HOUSTON EAST FWY | | 1 | 2 | 67% | 3 |
| MAINE DEPARTMENT OF HEALTH AND HUMAN SERVICES | | | 3 | 100% | 3 |
| TRUE HEALTH - LAKE UNDERHILL | | 3 | | | 3 |
| MEDEXPRESS URGENT CARE-PASADENA | | 3 | | | 3 |
| JOHNNIE RUTH CLARKE LAB | | | 3 | 100% | 3 |
| MEDEXPRESS URGENT CARE - SUMMERSVILLE, WEBSTER RD | | 3 | | | 3 |
| MED FUSION | | | 3 | 100% | 3 |
| GONZALEZ MD AND ASWAD MD HEALTH SERVICES | | | 3 | 100% | 3 |
| ROANE MEDICAL CENTER | | 2 | 1 | 33% | 3 |
| ELITE PRIMARY CARE OF WAYCROSS | | | 3 | 100% | 3 |
| MONTANA DEPARTMENT OF PUBLIC HEALTH & HUMAN SERVICES | | | 3 | 100% | 3 |
| EMERALD COAST CENTER | | | 3 | 100% | 3 |
| CROSSVILLE MEDICAL GROUP | | 1 | 2 | 67% | 3 |
| SAVANNAH COVE | | 3 | | | 3 |
| SARASOTA PERSONAL MEDICINE | | 2 | 1 | 33% | 3 |
| ST LUKES HOSPITAL LABORATORY | | 2 | 1 | 33% | 3 |
| CVS RI1717POCT 1 CVS DR | | | 3 | 100% | 3 |
| MINUTECLINIC, LLC #05814 | | 3 | | | 3 |
| CVS NJ836POCT RUNNEMEDE | | 3 | | | 3 |
| FRESENIUS MEDICAL CARE | | | 3 | 100% | 3 |
| PANCARE HEALTH - KATE SMITH ELEMENTARY | | 1 | 2 | 67% | 3 |
| Kroger 635 - The Little Clinic Dacula | | 3 | | | 3 |
| REGIONAL MEDICAL LAB | | | 3 | 100% | 3 |
| ROAN DRUG COMPANY LLC | | 3 | | | 3 |
| BNC Medical Investors, LLC Berrien Nursing & Rehabilitation Center | | 3 | | | 3 |
| ADVANCED PEDIATRICS OF BOCA LLC | | | 3 | 100% | 3 |
| THOMAS LANGLEY | | | 3 | 100% | 3 |
| Westside Terrace | | 3 | | | 3 |
| SHANDS AT LAKE SHORE LAB | | 1 | 2 | 67% | 3 |
| UNITY HEALTH AND REHABILITATION CENTER | | | 3 | 100% | 3 |
| NORTH DAKOTA DEPT OF HEALTH MICROBIOLOGY | | 1 | 2 | 67% | 3 |
| BROOKDALE SENIOR LIVING | | | 3 | 100% | 3 |
| HEALTHQUEST, INC | | 2 | 1 | 33% | 3 |

COVID-19: testing by laboratory

Data through Jan 24, 2021 verified as of Jan 25, 2021 at 09:25 AM

Data in this report are provisional and subject to change.

The numbers in the table below represent the number of Florida and non-Florida residents for whom test results were received by the Department of Health. A person can be tested by more than one laboratory and can have both positive and negative results. **Therefore, the sum of the numbers in each column will be larger than the total number of people tested.**

| Reporting lab | Inconclusive | Negative | Positive | Percent positive | Total |
|---|--------------|----------|----------|------------------|-------|
| FLORIDA LABORATORY ANALYSIS, LLC | | | 3 | 100% | 3 |
| FAMILY MEDICINE MEDICAL DRIVE | | 3 | | | 3 |
| NC STATE LABORATORY OF PUBLIC HEALTH | | 3 | | | 3 |
| MORGAN STANLEY HEALTH CENTER | | 3 | | | 3 |
| ST MARYS MEDICAL CENTER | | | 3 | 100% | 3 |
| JUPITER CLINIC | | | 3 | 100% | 3 |
| NYC PUBLIC HEALTH LABS | | | 3 | 100% | 3 |
| NEMOURS CHILDRENS PRIMARY CARE MAITLAND | | | 3 | 100% | 3 |
| PEDIATRICS AND ADOLESCENT MEDICINE | | 2 | 1 | 33% | 3 |
| COMMUNITY MEDICAL CENTER | | | 3 | 100% | 3 |
| MEDFUSION | | 2 | 1 | 33% | 3 |
| ADRIANA M CASTRO MD PA | | 3 | | | 3 |
| MARYLAND STATE DEPT OF HEALTH | 2 | | 1 | 33% | 3 |
| HELIX LW UC | | 1 | 2 | 67% | 3 |
| MINUTECLINIC DIAGNOSTIC OF OHIO #7790 | | 1 | 2 | 67% | 3 |
| MINUTECLINIC DIAGNOSTIC OF NORTH CAROLINA PC #7054 | | 3 | | | 3 |
| HARBOUR'S EDGE | | 2 | 1 | 33% | 3 |
| Gulfport Rehabilitation Center | | | 3 | 100% | 3 |
| CULLMAN REGIONAL MEDICAL CENTER | | 2 | 1 | 33% | 3 |
| CARENOW URGENT CARE - CENTRAL AUSTIN | | | 3 | 100% | 3 |
| LAHEY CLINIC MEDICAL CENTER | | | 3 | 100% | 3 |
| TIFTON CARECONNECT URGENT CARE | | | 3 | 100% | 3 |
| VILLAGES HEALTH, THE | | 3 | | | 3 |
| MEDIC INFUSION PA | | 3 | | | 3 |
| TREASURE COAST PEDIATRICS PA | | | 3 | 100% | 3 |
| THE CLINIC OF PEDIATRICS & GI MEDICINE, INC | | | 3 | 100% | 3 |
| Broadview Multi-Care Center | | 3 | | | 3 |
| KISSIMMEE URGENT CARE | | 3 | | | 3 |
| CENTRAL DUPAGE HOSPITAL | | | 3 | 100% | 3 |
| BETH ISRAEL MEDICAL CENTER LABS | | 3 | | | 3 |
| PALMS WEST HOSPITAL | | | 3 | 100% | 3 |
| PHYSICIANS URGENT CARE BERRY FARMS | | 2 | 1 | 33% | 3 |
| HOUSTON METHODIST HOSPITAL | | | 3 | 100% | 3 |
| YORK HOSPITAL - LABORATORY | | | 3 | 100% | 3 |
| Rutgers Health Rwj University Hospital - Laboratory | | 2 | 1 | 33% | 3 |
| RICHMOND CITY DEPARTMENT OF PUBLIC HEALTH | | | 3 | 100% | 3 |
| ERIE COUNTY PUBLIC HEALTH CLINICAL | | 3 | | | 3 |
| CTRS | | | 3 | 100% | 3 |
| ALOHA HOME CARE LLC DBA ACCENTCARE HOME HEALTH OF | | 3 | | | 3 |
| JOHN T MACKAY MD | | | 3 | 100% | 3 |
| TMH PHYSICIAN PARTNERS BLOUNTSTOWN | | | 3 | 100% | 3 |
| FLORIDA HOSPITAL LABORATORIES | | 3 | | | 3 |
| COVENANT PEDIATRICS | | 1 | 2 | 67% | 3 |
| STRINGFELLOW MEMORIAL HOSPITAL | | 3 | | | 3 |
| MPG JACKSONVILLE ATLANTIC BLVD | | 1 | 2 | 67% | 3 |
| EMORY BENNETT VETERANS NURSING HOME | | 3 | | | 3 |

COVID-19: testing by laboratory

Data through Jan 24, 2021 verified as of Jan 25, 2021 at 09:25 AM

Data in this report are provisional and subject to change.

The numbers in the table below represent the number of Florida and non-Florida residents for whom test results were received by the Department of Health. A person can be tested by more than one laboratory and can have both positive and negative results. **Therefore, the sum of the numbers in each column will be larger than the total number of people tested.**

| Reporting lab | Inconclusive | Negative | Positive | Percent positive | Total |
|--|--------------|----------|----------|------------------|-------|
| MINUTECLINIC, LLC #1431 | | 2 | 1 | 33% | 3 |
| OHIO CVS STORES | | 3 | | | 3 |
| Rosedale Green | | 3 | | | 3 |
| CGH MEDICAL CENTER | | | 3 | 100% | 3 |
| CVS MINUTE CLINIC DIAG OF IND LLC #5206 | | 2 | 1 | 33% | 3 |
| CALIFORNIA DEPARTMENT OF PUBLIC HEALTH | | | 3 | 100% | 3 |
| NEOGENOMICS LABORATORIES, INC | | 3 | | | 3 |
| ANN STORCK CENTER INC | | 3 | | | 3 |
| FLORIDA GASTROENTEROLOGY ASSOCIATES PA | | 3 | | | 3 |
| DOCTORS HOSPITAL RENAISSANCE | | | 3 | 100% | 3 |
| CONSOLIDATED LABORATORY SERVICES | | | 3 | 100% | 3 |
| STONE CLINICAL LABORATORIES OF FL LLC | | 3 | | | 3 |
| URGENT DOC - URGENT CARE CLINIC | | | 3 | 100% | 3 |
| Kroger 124 - The Little Clinic University | | 3 | | | 3 |
| MOBIL LAB FOR ALL INC | | 3 | | | 3 |
| WESTPAC LABS INC | | | 3 | 100% | 3 |
| MEDEXPRESS URGENT CARE - WICHITA, S SENECA ST | | 1 | 2 | 67% | 3 |
| MINUTECLINIC DIAGNOSTIC OF TN PC #240 | | 3 | | | 3 |
| THE PATHOLOGY LABORATORY | | 1 | 2 | 67% | 3 |
| NEWSTAR MEDICAL LABORATORIES | | 3 | | | 3 |
| MASSASHUSETTS STATE LAB INSTITUTE | | 1 | 2 | 67% | 3 |
| LEXINGTON MEDICAL CENTER | | 1 | 2 | 67% | 3 |
| RHEA MEDICAL CENTER | | 3 | | | 3 |
| MERCY URGENT CARE | | | 3 | 100% | 3 |
| MEDFIRST URGENT CARE | | | 3 | 100% | 3 |
| QUICK CARE MED WALK IN AND URGENT CARE | | | 3 | 100% | 3 |
| COASTAL SKIN SURGERY AND DERMATOLOGY PL | | 3 | | | 3 |
| LITTLE SPURS PEDIATRIC URGENT CARE | | 1 | 2 | 67% | 3 |
| WALGREENS #07502 | | 3 | | | 3 |
| PEDIATRICS IN BREVARD-COCOA BEACH | | 2 | 1 | 33% | 3 |
| MINUTECLINIC, LLC #7139 | | 3 | | | 3 |
| MANORCARE NURSING & REHABILITATION CENTER-NAPLES | | 3 | | | 3 |
| WELLMED AT APOLLO BEACH BLVD | | 1 | 2 | 67% | 3 |
| WILSON PEDIATRICS | | | 3 | 100% | 3 |
| PM PEDIATRICS OF SELDEN PLLC | | 3 | | | 3 |
| CORTLAND COUNTY HEALTH DEPARTMENT | | 3 | | | 3 |
| PROPATH | | | 3 | 100% | 3 |
| HARLEM HOSPITAL CENTER | | 3 | | | 3 |
| FRESENIUS KIDNEY CARE DUNEDIN | | | 3 | 100% | 3 |
| LAURELLWOOD NURSING CENTER | | 1 | 2 | 67% | 3 |
| AUSTIN PUBLIC HEALTH | | | 3 | 100% | 3 |
| FHPG TAMPA PRIMARY CARE | | | 3 | 100% | 3 |
| SUMNER REGIONAL MEDICAL CENTER | | 2 | 1 | 33% | 3 |
| NEMOURS CHILDRENS PRIMARY CARE HORIZON WEST | | | 3 | 100% | 3 |
| MEDEXPRESS URGENT CARE - WALDORF, CRAIN HWY | | 3 | | | 3 |
| MINUTECLINIC DIAGNOSTIC OF TEXAS LLC | | 2 | 1 | 33% | 3 |

COVID-19: testing by laboratory

Data through Jan 24, 2021 verified as of Jan 25, 2021 at 09:25 AM

Data in this report are provisional and subject to change.

The numbers in the table below represent the number of Florida and non-Florida residents for whom test results were received by the Department of Health. A person can be tested by more than one laboratory and can have both positive and negative results. **Therefore, the sum of the numbers in each column will be larger than the total number of people tested.**

| Reporting lab | Inconclusive | Negative | Positive | Percent positive | Total |
|--|--------------|----------|----------|------------------|-------|
| MEDEXPRESS URGENT CARE GREENSBURG | | 2 | 1 | 33% | 3 |
| CVS SC3838POCT ANDERSON | | 3 | | | 3 |
| ASSOCIATES IN MEDICINE | | 1 | 2 | 67% | 3 |
| SCHIFF CENTER FOR LIVER DISEASES | | 1 | 2 | 67% | 3 |
| FAMILY TREE DNA | | | 3 | 100% | 3 |
| SCIENTIFIC LABORATORY DIVISION | | | 3 | 100% | 3 |
| MINUTECLINIC DIANOSTIC OF VIRGINIA, LL | | 2 | 1 | 33% | 3 |
| MINUTECLINIC DIAG OF IND, LLC #6910 | | 3 | | | 3 |
| CRANES VIEW LODGE | | | 3 | 100% | 3 |
| VICAR'S LANDING NURSING HOME | | 2 | 1 | 33% | 3 |
| MEDICAL CENTER ENTERPRISE | | | 3 | 100% | 3 |
| SURETOX LABORATORY LLC | | 2 | 1 | 33% | 3 |
| GYN PATH SERVICES | | | 3 | 100% | 3 |
| LEWIS COUNTY MANOR | | 3 | | | 3 |
| HAVEN CUSTEAD CARE CENTER | | | 3 | 100% | 3 |
| TARRANT COUNTY PUBLIC HEALTH | | 3 | | | 3 |
| CULLMAN REGIONAL URGENT CARE | | 2 | 1 | 33% | 3 |
| CVS OH2543POCT CANFIELD | | 3 | | | 3 |
| MEDEXPRESS URGENT CARE - WILKES BARRE | | 2 | 1 | 33% | 3 |
| MINUTECLINIC, DIAGNOSTIC OF TEXAS, LL | | 3 | | | 3 |
| NORTHCREST MEDICAL CENTER | | 1 | 2 | 67% | 3 |
| LISTENING DOCTOR PLLC, THE | | | 3 | 100% | 3 |
| BAYCARE MEDICAL GROUP, INC | | 3 | | | 3 |
| MEDEXPRESS URGENT CARE-ARLINGTON | | 2 | 1 | 33% | 3 |
| WINDER NURSING INC DBA WINDER HEALTH CARE | | 3 | | | 3 |
| DEACONESS HOSPITAL | | | 3 | 100% | 3 |
| SIGNATURE URGENT CARE | | | 3 | 100% | 3 |
| ALLIED PHYSICIANS GROUP PLLC | | 3 | | | 3 |
| GLADES COUNTY DETENTION CENTER | | | 3 | 100% | 3 |
| NORTHWEST FLORIDA CLINICAL LAB | | 1 | 2 | 67% | 3 |
| MINUTECLINIC DIAG OF IND, LLC #2387 | | 3 | | | 3 |
| ALLIANCE LABS @LRMC | | | 3 | 100% | 3 |
| JACKSON SOUTH COMMUNITY HOSPITAL LAB | | | 3 | 100% | 3 |
| ADVANCED URGENT CARE OF MARATHON | | | 3 | 100% | 3 |
| MEDEXPRESS URGENT CARE-HERSHEY | | 2 | 1 | 33% | 3 |
| MEDICAL UNIVERSITY SC HOSPITAL | | | 3 | 100% | 3 |
| MINUTECLINIC DIAGNOSTIC OF OHIO #3407 | | 3 | | | 3 |
| VELOCITY CARE | | | 3 | 100% | 3 |
| SUN TERRACE HEALTH CARE CENTER | | | 3 | 100% | 3 |
| MINUTE CLINIC DIAGNOSTIC OF TN PC #64 | | 3 | | | 3 |
| MEDEXPRESS URGENT CARE MARTINSBURG | | 2 | 1 | 33% | 3 |
| VIRGINIA DIVISION OF CONSOLIDATED LABORATORIES | | | 3 | 100% | 3 |
| ORLANDO REGIONAL HEALTH SERVICES | | 1 | 2 | 67% | 3 |
| NOVANT HEALTH PRESBYTERIAN | | 2 | 1 | 33% | 3 |
| HUNT CLUB MEDICAL CARE | | | 3 | 100% | 3 |
| HILLVIEW LABORATORY | | | 3 | 100% | 3 |

COVID-19: testing by laboratory

Data through Jan 24, 2021 verified as of Jan 25, 2021 at 09:25 AM

Data in this report are provisional and subject to change.

The numbers in the table below represent the number of Florida and non-Florida residents for whom test results were received by the Department of Health. A person can be tested by more than one laboratory and can have both positive and negative results. **Therefore, the sum of the numbers in each column will be larger than the total number of people tested.**

| Reporting lab | Inconclusive | Negative | Positive | Percent positive | Total |
|---|--------------|----------|----------|------------------|-------|
| WINTER PARK INTERNAL MEDICINE MD PA | | 2 | 1 | 33% | 3 |
| WEST TN HEALTH MED NORTH | | 3 | | | 3 |
| SUNRISE SENIOR LIVING OF JACKSONVILLE | | | 3 | 100% | 3 |
| FIRST CARE - MIDDLESBORO | | | 3 | 100% | 3 |
| ALLIANCE FOR MULTISPECIALTY RESEARCH | | 3 | | | 3 |
| Cleveland Clinic Weston | | | 3 | 100% | 3 |
| CVS TN2179POCT MURFREESBORO | | 3 | | | 3 |
| MEDEXPRESS URGENT CARE - WAXAHACHIE, N HIGHWAY 77 | | 1 | 2 | 67% | 3 |
| FELICIDAD MEDICAL CENTER INC | | | 3 | 100% | 3 |
| MINUTECLINIC, LLC #03268 | | 2 | 1 | 33% | 3 |
| FHPG FAMILY MEDICAL CENTER OF TAMPA BAY | | 1 | 2 | 67% | 3 |
| PUBLIC HEALTH TRUST OF MIAMI DADE COUNTY | | | 3 | 100% | 3 |
| AMERICAN SCIENTIFIC LABORATORIES LLC | | | 3 | 100% | 3 |
| VA OUTPATIENT CLINIC-NEW PORT RICHEY | | | 3 | 100% | 3 |
| PEDIATRICS BY THE SEA JOG RD OFFICE | | | 3 | 100% | 3 |
| CVS MA2172POCT NORTH GRAFTON | | 3 | | | 3 |
| ALLIANCE PEDIATRICS PA | | | 3 | 100% | 3 |
| OCCUPATIONAL HEALTH CENTERS OF THE SOUTHWEST PA | | 3 | | | 3 |
| CVS MINUTE CLINIC DIAGNOSTIC OF TEXAS | | 3 | | | 3 |
| ASCENDI HOME HEALTH AGENCY INC | | | 3 | 100% | 3 |
| NORTH SHORE HOSP. INFECTION CONTROL | | | 3 | 100% | 3 |
| MEDEXPRESS URGENT CARE, BELLE VERNON | | 3 | | | 3 |
| MICHIGAN HEALTH CLINIC LABORATORIES | | 2 | 1 | 33% | 3 |
| TAYLOR MANOR | | 1 | 2 | 67% | 3 |
| MONROE COUNTY DEPT OF PUBLIC HEALTH ST | | 3 | | | 3 |
| Bainbridge Health and Rehab | | 3 | | | 3 |
| CARESPOT-WELLINGTON | | | 3 | 100% | 3 |
| MEDEXPRESS URGENT CARE, CHAMBERSBURG | | 2 | 1 | 33% | 3 |
| ADVENT HEALTH - CENTRAL PASCO ER | | | 3 | 100% | 3 |
| PARRISH MEDICAL CENTER-WAIVED TESTING | | 3 | | | 3 |
| UNIVERISTY OF MIAMI | | | 3 | 100% | 3 |
| MINUTE CLINIC LLC #5706 | | 2 | 1 | 33% | 3 |
| CHEROKEE COUNTY HEALTH AND REHAB CENTER | | 2 | | | 2 |
| OCALA REGIONAL KIDNEY CENTER-WEST | | | 2 | 100% | 2 |
| GOLDMAN SACHS HEALTH CENTER | | 2 | | | 2 |
| MINUTECLINIC DIAGNOSTIC OF TN, PC 6304 | | 1 | 1 | 50% | 2 |
| CLEVELAND CLINIC IMAGING | | | 2 | 100% | 2 |
| Heartland Healthcare Center Boca Raton | | | 2 | 100% | 2 |
| MINUTE CLINIC LLC #10203 | | 2 | | | 2 |
| GEISINGER MEDICAL CENTER | | 2 | | | 2 |
| MEDEXPRESS URGENT CARE-MT PLEASANT | | 1 | 1 | 50% | 2 |
| POMERENE HOSPITAL | | | 2 | 100% | 2 |
| ATRIA SAN PABLO | | | 2 | 100% | 2 |
| MARQUESA MEDICAL | | 2 | | | 2 |
| ENVOY OF FORK UNION, LLC DBA ENVOY AT THE VILLAGE | | 2 | | | 2 |
| BIONIC TECHNOLOGIES CORPORATION | | | 2 | 100% | 2 |

COVID-19: testing by laboratory

Data through Jan 24, 2021 verified as of Jan 25, 2021 at 09:25 AM

Data in this report are provisional and subject to change.

The numbers in the table below represent the number of Florida and non-Florida residents for whom test results were received by the Department of Health. A person can be tested by more than one laboratory and can have both positive and negative results. **Therefore, the sum of the numbers in each column will be larger than the total number of people tested.**

| Reporting lab | Inconclusive | Negative | Positive | Percent positive | Total |
|---|--------------|----------|----------|------------------|-------|
| Kroger 758 - The Little Clinic Providence | | 2 | | | 2 |
| CLEAR LAKE REGIONAL MEDICAL CENTER | | | 2 | 100% | 2 |
| Kroger 853 - The Little Clinic East Broad Street | | 2 | | | 2 |
| MAGNOLIA ADULT, LLC | | | 2 | 100% | 2 |
| IN AND OUT URGENT CARE | | | 2 | 100% | 2 |
| BRENTWOOD AT FORE RANCH | | | 2 | 100% | 2 |
| CVS NC2357POCT HUNTERSVILLE | | 2 | | | 2 |
| MODMD LABORATORY | | 2 | | | 2 |
| EMORY UNIVERSITY HOSPITAL | | | 2 | 100% | 2 |
| STOP URGENT CARE | | | 2 | 100% | 2 |
| BAPTIST HEALTHCARE - LAKEVIEW CENTER INC | | 2 | | | 2 |
| CVS OH2342POCT WEST CHESTER | | 2 | | | 2 |
| WAL-MART STORES EAST LP | | 2 | | | 2 |
| MINUTECLINIC, LLC #1470 | | 2 | | | 2 |
| ARTHREX MEDICAL CENTER EAST | | | 2 | 100% | 2 |
| AFFORDABLE PRIMARY CARE LLC | | 2 | | | 2 |
| LEXINGTON PLACE | | | 2 | 100% | 2 |
| NOT GIVEN | | 1 | 1 | 50% | 2 |
| UT AUSTIN UNIVERSITY HEALTH SERVICES | | | 2 | 100% | 2 |
| EMERALD TRACE | | 2 | | | 2 |
| CVS HEALTH, #1994 | | 1 | 1 | 50% | 2 |
| PANCARE HEALTH - FRANKLIN CO | | | 2 | 100% | 2 |
| CVS CA9113POCT CHULA VISTA | | 2 | | | 2 |
| HOUSTON HEALTH DEPARTMENT - BUREAU OF LABORATORY SERVICES | | | 2 | 100% | 2 |
| DRR JMC URGENT CARE DONALD ROSS | | | 2 | 100% | 2 |
| AIRPORT CLINIC | | | 2 | 100% | 2 |
| ACM MEDICAL LABORATORY ALLIANCE | | | 2 | 100% | 2 |
| URGENT CARE AND SURGERY CENTER | | | 2 | 100% | 2 |
| BIRMINGHAM INTERNAL MEDICINE ASSOCIATE | | 1 | 1 | 50% | 2 |
| BAYSHORE MEDICAL CENTER | | | 2 | 100% | 2 |
| AHC of Mckenzie | | 2 | | | 2 |
| PALM BEACH GARDENS MEDICAL CENTER | | | 2 | 100% | 2 |
| Timber Ridge Health Care Center | | | 2 | 100% | 2 |
| Walgreens #10207 | | 2 | | | 2 |
| GINKGO-IXLAYER | | 2 | | | 2 |
| FLORIDA SCHOOL FOR THE DEAF & BLIND | | | 2 | 100% | 2 |
| ManorCare Rehabilitation Center- Decatur | | 2 | | | 2 |
| BAYCARE LABORATORIES | | | 2 | 100% | 2 |
| OUR LADY OF THE LAKE REGIONAL MEDICAL CENTER | | | 2 | 100% | 2 |
| U OF MIAMI MILLER SCHOOL OF MEDICINE | | | 2 | 100% | 2 |
| MINUTECLINIC, LLC #07852 | | 2 | | | 2 |
| HCR MANOR CARE SERVICES OF FLORIDA III INC | | 2 | | | 2 |
| NEW YORK STATE DEPARTMENT OF HEALTH | | 1 | 1 | 50% | 2 |
| ST. JOSEPH REGIONAL MEDICAL CENTER | | | 2 | 100% | 2 |
| CVS IN7653POCT EVANSVILLE | | 1 | 1 | 50% | 2 |
| STEUBEN COUNTY PUBLIC HEALTH | | 2 | | | 2 |

COVID-19: testing by laboratory

Data through Jan 24, 2021 verified as of Jan 25, 2021 at 09:25 AM

Data in this report are provisional and subject to change.

The numbers in the table below represent the number of Florida and non-Florida residents for whom test results were received by the Department of Health. A person can be tested by more than one laboratory and can have both positive and negative results. **Therefore, the sum of the numbers in each column will be larger than the total number of people tested.**

| Reporting lab | Inconclusive | Negative | Positive | Percent positive | Total |
|--|--------------|----------|----------|------------------|-------|
| MEDEXPRESS URGENT CARE - OMAHA N 72 ST | | 2 | | | 2 |
| VAULT HEALTH | | | 2 | 100% | 2 |
| POINTE AT NEW PORT PLACE,THE | | 2 | | | 2 |
| AdventHealth Care Center Orlando North | | | 2 | 100% | 2 |
| NEMOURS CHILDRENS PRIMARY CARE | | | 2 | 100% | 2 |
| New Jersey Aim At Smg | | 2 | | | 2 |
| SOUTHSIDE FAMILY MEDICAL | | 2 | | | 2 |
| SENDER RETREAT ADULT DAY CARE CENTERS | | | 2 | 100% | 2 |
| SIMMONS | | | 2 | 100% | 2 |
| MERCY CONVENIENT CARE | | | 2 | 100% | 2 |
| UNIVERSTIY CENTER MEDICAL LLC DBA | | 2 | | | 2 |
| LAB CORP OF AMER SAN DIEGO | | | 2 | 100% | 2 |
| LEE MEMORIAL HEALTH SYSTEM D/B/A | | | 2 | 100% | 2 |
| MEDLOGIC, LLC | | 2 | | | 2 |
| Lenox on the Lake | | | 2 | 100% | 2 |
| MINUTECLINIC DIAGNOSTIC OF TEXAS, LLC #7435 | | 2 | | | 2 |
| MINUTECLINIC DIAGNOSTIC MEDICAL | | 2 | | | 2 |
| PRECISION CLINICAL RESEARCH | | | 2 | 100% | 2 |
| ADVANCED MEDICAL CARE | | | 2 | 100% | 2 |
| Metro West Nursing and Rehab | | | 2 | 100% | 2 |
| ORMOND BEACH URGENT CARE | | | 2 | 100% | 2 |
| CITY OF NEW YORK DEPARTMENT OF HEALTH | | | 2 | 100% | 2 |
| WISCONSIN STATE LABORATORY OF HYGIENE | | 1 | 1 | 50% | 2 |
| GENETIC ASSAYS INC | | | 2 | 100% | 2 |
| IMMERSION RESIDENTIAL LLC | | | 2 | 100% | 2 |
| FLORIDA DEPARTMENT OF HEALTH IN ALACHUA COUNTY - | | | 2 | 100% | 2 |
| SACRED HEART HOSPITAL ON THE EMERALD | | | 2 | 100% | 2 |
| THE RIM URGENT CARE | | | 2 | 100% | 2 |
| CVS OH6149POCT UPPER ARLINGTON | | 1 | 1 | 50% | 2 |
| MEMORIAL HOSPITAL OF SOUTH BEND | | | 2 | 100% | 2 |
| THE PALMS PHARMACY, INC | | 2 | | | 2 |
| EASTLAKE MEDICAL CENTER | | 2 | | | 2 |
| GRAND VILLA OF MELBOURNE | | | 2 | 100% | 2 |
| SUMMERFIELD RETIREMENT LIVING, INC | | | 2 | 100% | 2 |
| HEART OF FLORIDA HEALTH CENTER INC | | | 2 | 100% | 2 |
| ALVERNO CLINICAL LABORATORIES | | | 2 | 100% | 2 |
| FLORIDA COMMUNITY HEALTH CENTERS, INC. | | | 2 | 100% | 2 |
| BOSTON MEDICAL CENTER | | | 2 | 100% | 2 |
| MEASE COUNTRYSIDE HOSPITAL CARDIAC REH | | | 2 | 100% | 2 |
| INSPIRE HEALTHCARE CENTER | | | 2 | 100% | 2 |
| CVS PA7132POCT THORNDALE | | 2 | | | 2 |
| FIRST PREVENTION AND DIALYSIS CENTER LLC | | | 2 | 100% | 2 |
| RIGHT AT HOME | | | 2 | 100% | 2 |
| EASTERN FLORIDA STATE COLLEGE - PALM BAY CAMPUS□ | | | 2 | 100% | 2 |
| MEDSTAR HARBOR HOSPITAL | | | 2 | 100% | 2 |
| AMI ST FRANCIS HOSPITAL LABORATORY | | 1 | 1 | 50% | 2 |

COVID-19: testing by laboratory

Data through Jan 24, 2021 verified as of Jan 25, 2021 at 09:25 AM

Data in this report are provisional and subject to change.

The numbers in the table below represent the number of Florida and non-Florida residents for whom test results were received by the Department of Health. A person can be tested by more than one laboratory and can have both positive and negative results. **Therefore, the sum of the numbers in each column will be larger than the total number of people tested.**

| Reporting lab | Inconclusive | Negative | Positive | Percent positive | Total |
|---|--------------|----------|----------|------------------|-------|
| PEACE RIVER MEDICAL CENTER | | 2 | | | 2 |
| RIVERSIDE METHODIST HOSPITAL LAB | | | 2 | 100% | 2 |
| PUBLIC HEALTH LABORATORY | 1 | | 1 | 50% | 2 |
| MEDEXPRESS URGENT CARE - LINCOLN VILLA | | 2 | | | 2 |
| FLORIDA MEDICAL CENTER OF CLEARWATER | | 2 | | | 2 |
| JRS LABORATORY | | | 2 | 100% | 2 |
| MED EXPRESS URGENT CARE PC - MARYLAND | | 2 | | | 2 |
| CVS MO5655POCT LIBERTY | | | 2 | 100% | 2 |
| CVS TX10140POCT THE WOODLANDS | | 2 | | | 2 |
| JEFFERSON WASHINGTON TOWNSHIP HOSPITAL | | 2 | | | 2 |
| WALKONCLINIC | | | 2 | 100% | 2 |
| EXPEDIAN URGENT CARE | | | 2 | 100% | 2 |
| KAILOS GENETICS INC | | | 2 | 100% | 2 |
| SOUTH FLORIDA DIALYSIS CENTER | | | 2 | 100% | 2 |
| MEDEXPRESS URGENT CARE - SOMERSET TOWNSHIP | | 2 | | | 2 |
| SOUTHEASTERN INSTITUTE OF RESTORATIVE MEDICINE | | 1 | 1 | 50% | 2 |
| Stillwater Healthcare | | 2 | | | 2 |
| Kroger 096 - The Little Clinic Orchard and Holly | | 2 | | | 2 |
| DEPARTMENT OF HEALTH AND HUMAN SERVICES DIVISION OF BEHAVIORAL HEALTH | | 1 | 1 | 50% | 2 |
| PINECREST PEDIATRICS GROUP LLC | | | 2 | 100% | 2 |
| MINUTECLINIC DIAGNOSTIC OF NORTH CARO | | 2 | | | 2 |
| SANTA ROSA COUNTY HEALTH DEPARTMENT | | | 2 | 100% | 2 |
| COVANCE | | | 2 | 100% | 2 |
| CVS GA2147POCT KENNESAW | | 1 | 1 | 50% | 2 |
| PM PEDIATRICS OF BAYSIDE, PLLC - MANHASSET | | 2 | | | 2 |
| Holiday Retirement Home | | | 2 | 100% | 2 |
| PARKLAND HEALTH & HOSPITAL | | | 2 | 100% | 2 |
| SANFORD REGIONAL HOSPITAL WORTHINGTON | | 2 | | | 2 |
| BAPTIST HOSPITAL EMPLOYEE HEALTH OFF | | | 2 | 100% | 2 |
| MINUTE CLINIC LLC # 2033 | | 1 | 1 | 50% | 2 |
| ACCESS MEDICAL GROUP OF FLORIDA CITY | | | 2 | 100% | 2 |
| UNIVERSITY OF MARYLAND MEDICAL CENTER | | | 2 | 100% | 2 |
| NEW GEN LABS | | | 2 | 100% | 2 |
| CROSSROADS | | | 2 | 100% | 2 |
| CHAPPEL GROUP RESEARCH, THE | | 2 | | | 2 |
| BAPTIST HEALTH LEXINGTON | | | 2 | 100% | 2 |
| DUKE HEALTH REGIONAL HOSPITAL | | | 2 | 100% | 2 |
| MEDEXPRESS URGENT CARE, LANCASTER WEST | | 1 | 1 | 50% | 2 |
| CVS CA8850POCT HUNTINGTON BEACH | | 1 | 1 | 50% | 2 |
| UW HOSPITAL AND CLINICS | | 1 | 1 | 50% | 2 |
| INDUSTRY LAB DIAGNOSTIC PARTNERS | | | 2 | 100% | 2 |
| MINUTE CLINIC DIAGNOSTIC OF VIRGINIA, LLC #7543 | | 2 | | | 2 |
| THE HOSPITAL OF PROVIDENCE EMERGENCY ROOM | | | 2 | 100% | 2 |
| MID - FLORIDA PATHOLOGY LLC | | 1 | 1 | 50% | 2 |
| MORRISTOWN MEMORIAL HOSPITAL | | 2 | | | 2 |
| ACCESS CARE MEDICAL GROUP LLC | | 2 | | | 2 |

COVID-19: testing by laboratory

Data through Jan 24, 2021 verified as of Jan 25, 2021 at 09:25 AM

Data in this report are provisional and subject to change.

The numbers in the table below represent the number of Florida and non-Florida residents for whom test results were received by the Department of Health. A person can be tested by more than one laboratory and can have both positive and negative results. **Therefore, the sum of the numbers in each column will be larger than the total number of people tested.**

| Reporting lab | Inconclusive | Negative | Positive | Percent positive | Total |
|--|--------------|----------|----------|------------------|-------|
| SERENADES BY SONATA | | 1 | 1 | 50% | 2 |
| BOONES CREEK URGENT CARE | | 1 | 1 | 50% | 2 |
| BROOME COUNTY HEALTH DEPARTMENT | | 1 | 1 | 50% | 2 |
| GULF COAST IMMEDIATE CARE CENTER | | 1 | 1 | 50% | 2 |
| MEDEXPRESS URGENT CARE - JEANNETTE | | 2 | | | 2 |
| SAFE PMC | | 2 | | | 2 |
| ONTARIO COUNTY PUBLIC HEALTH | | 2 | | | 2 |
| UNIVERISTY OF MEMPHIS ATHLETIC TRAINI | | 2 | | | 2 |
| BIOHEALTH MEDICAL LAB INC | | | 2 | 100% | 2 |
| PHYSICIANS CARE INC | | 1 | 1 | 50% | 2 |
| WESTMINSTER SUNCOAST | | | 2 | 100% | 2 |
| MINUTECLINIC DIAGNOSTIC OF SC, LLC #4 | | 2 | | | 2 |
| UTMB PATHOLOGY CLINICAL SERVICES LABORATORY | | | 2 | 100% | 2 |
| ALASKA PUBLIC HEALTH LAB | | 1 | 1 | 50% | 2 |
| Cedar Valley Nursing & Rehab Center | | 2 | | | 2 |
| REGIONS HOSPITAL LABORATORY | | | 2 | 100% | 2 |
| WASHINGTON STATE DEPARTMENT OF HEALTH PUBLIC HEALTH LABORATORIES | | | 2 | 100% | 2 |
| KINGS BAY PEDIATRICS LLC | | | 2 | 100% | 2 |
| CVS MD1881POCT DUNKIRK | | 2 | | | 2 |
| MINUTECLINIC MINUTECLINIC #921 | | 2 | | | 2 |
| Warren Center for Rehabilitation and Nursing | | 2 | | | 2 |
| AMERICAN HEALTH ASSOC. LABORATORY SOUTH | | | 2 | 100% | 2 |
| MEDEXPRESS - WILMINGTON KIRKWOOD HIGHWAY | | 2 | | | 2 |
| MINUTECLINIC DIAGNOSTIC OF OHIO #2964 | | 2 | | | 2 |
| CVS PA5241POCT CHALFONT | | 2 | | | 2 |
| FAMILY HEALTH CENTER AT PORT ST JOHN | | | 2 | 100% | 2 |
| Lakeside Oaks Care Center | | | 2 | 100% | 2 |
| Church Creek SNF | | | 2 | 100% | 2 |
| RIVER CITY MEDICAL ASSOCIATES, INC | | | 2 | 100% | 2 |
| CARE CENTERS OF NASSAU LLC MINER ROAD SOUTH | | 2 | | | 2 |
| ADVANCED MEDICAL RESEARCH CENTER LLC | | | 2 | 100% | 2 |
| ADVANCED URGENT CARE LLC | | | 2 | 100% | 2 |
| COASTAL MEDICAL LAB | | | 2 | 100% | 2 |
| ST LUKES HOSPITAL | | | 2 | 100% | 2 |
| HEALTH & REHAB CTR AT DOLPHINS VIEW, THE | | | 2 | 100% | 2 |
| MAYO CLINIC GROUP PRACTICE LABORATORY | | | 2 | 100% | 2 |
| STARLING AT NOCATEE | | | 2 | 100% | 2 |
| DALLAS MEDICAL CENTER | | | 2 | 100% | 2 |
| MINUTECLINIC DIAG OF IND, LLC #6472 | | 2 | | | 2 |
| MID-FLORIDA HEMATOLOGY AND ONCOLOGY CENTERS | | 2 | | | 2 |
| CHARLOTTE COUNTY HEALTH DEPARTMENT | | | 2 | 100% | 2 |
| SOUTH DAKOTA DEPARTMENT OF HEALTH | | 2 | | | 2 |
| MEDEXPRESS URGENT CARE - WEST ST PAUL, ROBERT ST S | | 2 | | | 2 |
| AGILE URGENT CARE | | | 2 | 100% | 2 |
| PHYSICIANS LABORATORY SERVICES | | | 2 | 100% | 2 |
| PALOS COMMUNITY HOSPITAL LABORATORY | | | 2 | 100% | 2 |

COVID-19: testing by laboratory

Data through Jan 24, 2021 verified as of Jan 25, 2021 at 09:25 AM

Data in this report are provisional and subject to change.

The numbers in the table below represent the number of Florida and non-Florida residents for whom test results were received by the Department of Health. A person can be tested by more than one laboratory and can have both positive and negative results. **Therefore, the sum of the numbers in each column will be larger than the total number of people tested.**

| Reporting lab | Inconclusive | Negative | Positive | Percent positive | Total |
|---|--------------|----------|----------|------------------|-------|
| LACORP | | 1 | 1 | 50% | 2 |
| SARASOTA MEMORIAL MEDICAL URGENT CARE CENTER | | | 2 | 100% | 2 |
| VETERANS AFFAIRS MEDICAL CENTER - GREATER LOS ANGELES | | | 2 | 100% | 2 |
| CVS PA8979POCT HARRISBURG | | 2 | | | 2 |
| MD NOW URGENT CARE MEDICAL CENTERS INC | | | 2 | 100% | 2 |
| ANDERSON COUNTY HOSPITAL | | | 2 | 100% | 2 |
| FASTCARE LLC | | | 2 | 100% | 2 |
| ADVICE FOR OPTIMAL WELLNESS | | | 2 | 100% | 2 |
| ST VINCENTS AMBULATORY CARE INC DBA | | | 2 | 100% | 2 |
| INTEGRATED REGIONAL LABS | | | 2 | 100% | 2 |
| WEAKLEY COUNTY REHAB AND NURSING CENTER | | 2 | | | 2 |
| PEDIATRIC HEALTH CARE | | 1 | 1 | 50% | 2 |
| CVS AZ5891POCT GILBERT | | 1 | 1 | 50% | 2 |
| SOMA MEDICAL CENTER PA | | | 2 | 100% | 2 |
| TALLAHASSEE MEMORIAL HEALTHCARE FAMILY MED RESIDENCY | | | 2 | 100% | 2 |
| ACN PHYSICIANS GROUP CORP | | | 2 | 100% | 2 |
| MEDEXPRESS URGENT CARE - EAST BRUNSWICK | | 2 | | | 2 |
| RAPID URGENT CARE - ALBANY | | | 2 | 100% | 2 |
| MINUTECLINIC DIAG OF IND, LLC #5369 | | 1 | 1 | 50% | 2 |
| PEDIATRICS IN NORTH FLORIDA PA | | | 2 | 100% | 2 |
| PruittHealth Lakehaven | | 2 | | | 2 |
| VOLUNTEERS OF AMERICA OF FLORIDA | | | 2 | 100% | 2 |
| ADVANCED URGENT CARE CENTER OF THE UPPER KEYS | | | 2 | 100% | 2 |
| STUYVESANT URGENT CARE | | 2 | | | 2 |
| LOCH HAVEN PEDIATRICS | | | 2 | 100% | 2 |
| ACCESS LABORATORIES LLC | | | 2 | 100% | 2 |
| VIRGINIA DEPT OF HEALTH OFFICE OF EPIDEMIOLOGY | | | 2 | 100% | 2 |
| BASSETTI MEDICAL RESEARCH INC | | | 2 | 100% | 2 |
| MINUTECLINIC DIAG OF IND, LLC #8645 | | 2 | | | 2 |
| SOUTH MIAMI HOSPITAL | | | 2 | 100% | 2 |
| PINARD HOME HEALTH SERVICES INC | | | 2 | 100% | 2 |
| Kroger 745 - The Little Clinic Somerset | | 2 | | | 2 |
| INTEGRITY CLINICAL RESEARCH CENTER INC | | 1 | 1 | 50% | 2 |
| CARTER BLOOD CARE | | | 2 | 100% | 2 |
| MEMORIAL SLOAN KETTERING CANCER CENTER | | 1 | 1 | 50% | 2 |
| Good Samaritan Society-Blackduck | | 1 | 1 | 50% | 2 |
| STUDENT HEALTH SERVICES | | | 2 | 100% | 2 |
| Medilodge of Montrose | | 2 | | | 2 |
| ST CHARLES BEND LABORATORY | | 1 | 1 | 50% | 2 |
| ASCENSION ST VINCENT'S RIVERSIDE | | | 2 | 100% | 2 |
| DOCTOR 4 U CLINIC | | | 2 | 100% | 2 |
| BROOKDALE LAKE MARY | | | 2 | 100% | 2 |
| ST PETE DIRECT PRIMARY CARE | | 1 | 1 | 50% | 2 |
| MARTHA A PRICE MD PA | | 1 | 1 | 50% | 2 |
| NAVAL MEDICAL CENTER | | | 2 | 100% | 2 |
| WALGREENS #13605 | | 2 | | | 2 |

COVID-19: testing by laboratory

Data through Jan 24, 2021 verified as of Jan 25, 2021 at 09:25 AM

Data in this report are provisional and subject to change.

The numbers in the table below represent the number of Florida and non-Florida residents for whom test results were received by the Department of Health. A person can be tested by more than one laboratory and can have both positive and negative results. **Therefore, the sum of the numbers in each column will be larger than the total number of people tested.**

| Reporting lab | Inconclusive | Negative | Positive | Percent positive | Total |
|---|--------------|----------|----------|------------------|-------|
| MEDEXPRESS URGENT CARE-SALINA, S 9TH ST | | 2 | | | 2 |
| PHYSICIANS MEDICAL CENTER | | 2 | | | 2 |
| Jackson Health Care Facility | | | 2 | 100% | 2 |
| MINUTE-CLINIC DIAGNOSTIC OF VIRGINIA, | | 2 | | | 2 |
| CVS GA2236POCT WOODSTOCK | | 2 | | | 2 |
| CVS IN6654POCT INDIANAPOLIS | | 2 | | | 2 |
| Fort Gaines Health and Rehab | | 2 | | | 2 |
| CENTRAL FLORIDA FAMILY HEALTH CENTER | | 2 | | | 2 |
| MERCY HEALTH LAB | | 1 | 1 | 50% | 2 |
| CVS IL8747POCT CHICAGO | | 2 | | | 2 |
| LIFT HEALTH | | 2 | | | 2 |
| SOFTCELL L-FORM LABORATORIES, LLC | | | 2 | 100% | 2 |
| HEARTLAND - CHARLESTON OF HANAHAN SC, | | 2 | | | 2 |
| GERM BUSTERS 911 LLC | | | 2 | 100% | 2 |
| CVS PA813POCT RICHBORO | | 2 | | | 2 |
| ANYLABTEST NOW | | | 2 | 100% | 2 |
| MINUTECLINIC DIAG OF IND LLC #1367 | | 2 | | | 2 |
| A+ URGENT/PRIMARY CARE | | | 2 | 100% | 2 |
| CPL LABS | | | 2 | 100% | 2 |
| LAWRENCE GENERAL HOSPITAL | | | 2 | 100% | 2 |
| HALIFAX HEALTH CARE FOR WOMEN | | 2 | | | 2 |
| BERGEN NEW BRIDGE M | | 2 | | | 2 |
| Macon Valley Nursing and Rehabilitation Center | | 2 | | | 2 |
| Van Wert Manor | | 2 | | | 2 |
| UC CORAL GABLES | | | 2 | 100% | 2 |
| SUPERIOR RESIDENCES OF CLERMONT | | 2 | | | 2 |
| PM PEDIATRICS OF BAYSIDE PLLC - HOPEWELL JUNCTION | | 2 | | | 2 |
| MINUTECLINIC DIAGNOSTIC PA #7110 | | 2 | | | 2 |
| BROOKS -TLC HOSPITAL SYSTEM | | | 2 | 100% | 2 |
| INTERNAL MEDICINE & PEDIATRICS WELLNESS CENTER | | | 2 | 100% | 2 |
| FLORIDA MEDICAL CLINIC CARDIOLOGY-ZH | | | 2 | 100% | 2 |
| VILLA HEALTH NH LLC | | | 2 | 100% | 2 |
| BAYCARE OUTREACH LAB | | | 2 | 100% | 2 |
| ADVENTHEALTH MEDICAL GROUP FAMILY MEDICINE AT RDV | | 2 | | | 2 |
| ALL AMERICAN URGENT CARE | | | 2 | 100% | 2 |
| SUNCOAST BLOOD BANK | | | 2 | 100% | 2 |
| HAWAII DEPARTMENT OF HEALTH | | | 2 | 100% | 2 |
| FKC AMELIA ISLAND DIALYSIS | | | 2 | 100% | 2 |
| PANCARE HEALTH - SNEADS ELEMENTARY | | | 2 | 100% | 2 |
| STATCARE URGENT AND WALK-IN | | | 2 | 100% | 2 |
| FLAGLER PROFESSIONAL HEALTH CAE SERVICES INC | | 2 | | | 2 |
| Kroger 619 - The Little Clinic Hendersonville Indian Lake | | 2 | | | 2 |
| MANATEE MEMORIAL HOSPITAL CLINICAL LABORATORY | | | 2 | 100% | 2 |
| JUPITER INTERNAL MEDICINE AND ASSOCIATES | | | 2 | 100% | 2 |
| Delaware Court Healthcare Center | | 2 | | | 2 |
| STUART SURGERY CENTER, LLC | | | 2 | 100% | 2 |

COVID-19: testing by laboratory

Data through Jan 24, 2021 verified as of Jan 25, 2021 at 09:25 AM

Data in this report are provisional and subject to change.

The numbers in the table below represent the number of Florida and non-Florida residents for whom test results were received by the Department of Health. A person can be tested by more than one laboratory and can have both positive and negative results. **Therefore, the sum of the numbers in each column will be larger than the total number of people tested.**

| Reporting lab | Inconclusive | Negative | Positive | Percent positive | Total |
|--|--------------|----------|----------|------------------|-------|
| WINKLER COURT | | 1 | 1 | 50% | 2 |
| LEE MEMORIAL HOSPITAL BLOOD GAS LAB | | | 2 | 100% | 2 |
| VA PRIMARY CARE ANNEX | | | 2 | 100% | 2 |
| POPLAR HEALTHCARE | | | 2 | 100% | 2 |
| BAPTIST HOSPITAL OF MIAMI MCI BROWARD LABORATORY | | | 2 | 100% | 2 |
| CARE NOW, INC | | | 2 | 100% | 2 |
| MINUTECLINIC MINUTECLINIC #4978 | | 1 | 1 | 50% | 2 |
| IN & OUT URGENT CARE METAIRIE | | | 2 | 100% | 2 |
| ELITE CARE | | | 2 | 100% | 2 |
| SOUTH FLORIDA PEDIATRIC PARTNERS | | | 2 | 100% | 2 |
| MEDEXPRESS - WILMINGTON CONCORD PIKE | | 2 | | | 2 |
| MINUTECLINIC DIAGNOSTIC OF OHIO #6192 | | 2 | | | 2 |
| LILY PHARMACY | | 2 | | | 2 |
| NEBRASKA MEDICAL CENTER | | | 2 | 100% | 2 |
| FLORIDA DEPARTMENT OF HEALTH IN ESCAMBIA COUNTY | | 1 | 1 | 50% | 2 |
| GRAND VILLA OF NEW PORT RICHEY | | | 2 | 100% | 2 |
| LAKEVIEW HEALTHCARE SYSTEM LLC | | | 2 | 100% | 2 |
| SARASOTA IMMEDIATE CARE | | | 2 | 100% | 2 |
| JUST BELIEVE RECOVERY CENTER | | | 2 | 100% | 2 |
| LEGACY ER & URGENT CARE - FRISCO WEST | | | 2 | 100% | 2 |
| OPP HEALTH AND REHABILITATION | | 2 | | | 2 |
| Kroger 571 - The Little Clinic Hendersonville | | 1 | 1 | 50% | 2 |
| SHORE MEDICAL CENTER | | 2 | | | 2 |
| BENEVA LAKES ASSISTED LIVING CENTER | | | 2 | 100% | 2 |
| MEDEXPRESS URGENT CARE FOX CHAPEL | | 2 | | | 2 |
| Village on the Green | | | 2 | 100% | 2 |
| CELEBRATION PRIMARY CARE ASSOCIATES LLC | | 2 | | | 2 |
| BAYLOR COLLEGE OF MEDICINE | | | 2 | 100% | 2 |
| REGIONAL MEDICAL CENTER BAYONET POINT | | | 2 | 100% | 2 |
| CARENOW-LEBANON | | 1 | 1 | 50% | 2 |
| CVS OH3080POCT HUBER HEIGHTS | | 2 | | | 2 |
| RAPID RESULT CORP LLC | | 1 | 1 | 50% | 2 |
| MEDEXPRESS URGENT CARE - CEDAR KNOLLS | | 2 | | | 2 |
| APC PEDIATRICS | | | 2 | 100% | 2 |
| Greystone Nursing and Rehab, LLC | | | 2 | 100% | 2 |
| POWERS PEDIATRICS | | | 2 | 100% | 2 |
| MINUTECLINIC, DIAGNOSTIC OF TEXAS, LLC | | 2 | | | 2 |
| COOPER CLINIC | | | 2 | 100% | 2 |
| MEDEXPRESS URGENT CARE-BLOOMFIELD AVEN | | 2 | | | 2 |
| AMERICAN MEDICAL LABORATORIES | | | 2 | 100% | 2 |
| Parkside Villa | | 2 | | | 2 |
| US LABS | | 2 | | | 2 |
| CLEARWATER PAIN MANAGEMENT ASSOCIATES | | | 2 | 100% | 2 |
| SPECTRA LABS | | 1 | 1 | 50% | 2 |
| CLINICA HISPANIA | | | 2 | 100% | 2 |
| COOK HOSPITAL AND CARE CENTER | | 1 | 1 | 50% | 2 |

COVID-19: testing by laboratory

Data through Jan 24, 2021 verified as of Jan 25, 2021 at 09:25 AM

Data in this report are provisional and subject to change.

The numbers in the table below represent the number of Florida and non-Florida residents for whom test results were received by the Department of Health. A person can be tested by more than one laboratory and can have both positive and negative results. **Therefore, the sum of the numbers in each column will be larger than the total number of people tested.**

| Reporting lab | Inconclusive | Negative | Positive | Percent positive | Total |
|--|--------------|----------|----------|------------------|-------|
| WARE EXPRESS CARE | | | 2 | 100% | 2 |
| PEACEHEALTH CENTRAL | | 2 | | | 2 |
| COL CROSSROAD | | 1 | 1 | 50% | 2 |
| VANAYER HEALTHCARE AND REHAB CENTER | | 2 | | | 2 |
| POMONA VALLEY COMMUNITY HOSPITAL | | | 2 | 100% | 2 |
| WILSON MEMORIAL HOSPITAL | | | 2 | 100% | 2 |
| MINUTECLINIC DIAGNOSTIC OF PA LLC | | 2 | | | 2 |
| PEPIN ACADEMIES-PASCO | | 2 | | | 2 |
| MEDICAL CENTER LABORATORY | | | 2 | 100% | 2 |
| HENDRY/GLADES COUNTY HEALTH DEPARTMENT | | 2 | | | 2 |
| BRANDYWYNE HEALTH CARE CENTER | | | 2 | 100% | 2 |
| PM PEDIATRICS OF SELDEN, PLLC | | 2 | | | 2 |
| VALLEY BAPTIST MEDICAL CENTER: BROWNSVILLE | | | 2 | 100% | 2 |
| BIOMAT USA | | | 2 | 100% | 2 |
| MEDEXPRESS URGENT CARE- ALLISON PARK | | 1 | 1 | 50% | 2 |
| SPRINGS MEDICAL LAB | | 1 | 1 | 50% | 2 |
| DEKALB MEDICAL CENTER LABORATORY | | | 2 | 100% | 2 |
| JORDAN VALLEY MEDICAL CENTER | | | 2 | 100% | 2 |
| FLORIDA PRIMARY CARE AND SPORTS MEDICINE INC | | | 2 | 100% | 2 |
| ST. MARY'S MEDICAL CENTER EVANSVILLE, INC | | | 2 | 100% | 2 |
| Iowa Veterans Home | | 2 | | | 2 |
| SCDHEC BUREAU OF LABORATORIES | | | 2 | 100% | 2 |
| MAJESTIC GUARDIANS | | | 2 | 100% | 2 |
| MINUTECLINIC DIAG OF IND, LLC #6697 | | 2 | | | 2 |
| PTC LABORATORIES | | | 2 | 100% | 2 |
| CSS- TWELVE OAKS | | | 2 | 100% | 2 |
| CENTRAL FLORIDA PRIMARY CARE | | | 2 | 100% | 2 |
| BD MEDICAL SYSTEMS | | | 2 | 100% | 2 |
| ASHLEY PEDIATRICS | | | 2 | 100% | 2 |
| ORLANDO FAMILY PHYSICIANS INC | | | 2 | 100% | 2 |
| PENSACOLA MEDICAL CLINIC LLC | | | 2 | 100% | 2 |
| TMH PHYSICIAN PARTNERS MONTICELLO | | 1 | 1 | 50% | 2 |
| UNIVERSTIY OF ILLINOIS HOSPITAL | | | 2 | 100% | 2 |
| BAY CORRECTIONAL AND REHABILITATION FACILITY | | | 2 | 100% | 2 |
| CVS TX8387POCT AUSTIN | | 2 | | | 2 |
| BFT LAB | | | 2 | 100% | 2 |
| NDX-CORE LAB | | | 2 | 100% | 2 |
| John Knox Manor Inc II | | 1 | 1 | 50% | 2 |
| CVS MINUTE CLINIC DIAGNOSTIC MED GRP | | 2 | | | 2 |
| ADVANTA ANALYTICAL LABORATORIES | | | 2 | 100% | 2 |
| Kings County Hospital Center | | | 2 | 100% | 2 |
| FLORIDA PRIMARY & SPECIALTY CARE | | 2 | | | 2 |
| SYNEOS HEALTH | | | 2 | 100% | 2 |
| MINUTE CLINIC, LLC #4650 | | 2 | | | 2 |
| MEDEXPRESS URGENT CARE - SPRINGDALE, S 40TH STREET | | 2 | | | 2 |
| PERSONAL PHYSICIAN CARE PA | | | 2 | 100% | 2 |

COVID-19: testing by laboratory

Data through Jan 24, 2021 verified as of Jan 25, 2021 at 09:25 AM

Data in this report are provisional and subject to change.

The numbers in the table below represent the number of Florida and non-Florida residents for whom test results were received by the Department of Health. A person can be tested by more than one laboratory and can have both positive and negative results. **Therefore, the sum of the numbers in each column will be larger than the total number of people tested.**

| Reporting lab | Inconclusive | Negative | Positive | Percent positive | Total |
|---|--------------|----------|----------|------------------|-------|
| Hartwell Health and Rehabilitation | | 2 | | | 2 |
| ADVENTHEALTH MEDICAL GROUP INTERNAL MEDICINE AT | | | 2 | 100% | 2 |
| WISE HEALTH SYSTEM | | 1 | 1 | 50% | 2 |
| MEDEXPRESS URGENT CARE NORWIN | | 2 | | | 2 |
| Oakwood - North Baldwins Center for Living | | 2 | | | 2 |
| MEDEXPRESS URGENT CARE-SELINGSGROVE | | 2 | | | 2 |
| SIGNATURE HEALTHCARE OF MIDDLEBURG | | 2 | | | 2 |
| ORLANDO HEALTH PHYSICIAN GROUP | | | 2 | 100% | 2 |
| SCRIPPS CLINIC MEDICAL | | | 2 | 100% | 2 |
| MINUTECLINIC DIAGNOSTIC PA #3344 | | 2 | | | 2 |
| ADVENTIST HINSDALE HOSPITAL LABORATORY | | | 2 | 100% | 2 |
| CREATIVE HEALTH CENTER | | | 2 | 100% | 2 |
| MIDDLE TENN MENTAL HEALTH INSTITUTE | | 2 | | | 2 |
| DELAWARE DIAGNOSTICS LABS | | | 2 | 100% | 2 |
| GRACE HEALTHCARE OF LAKE WALES | | 1 | 1 | 50% | 2 |
| MINUTE CLINIC DIAGNOSTIC OF VIRGINIA, LLC #1905 | | 2 | | | 2 |
| FLORIDA DEPARTMENT OF HEALTH IN LEE COUNTY | | 1 | 1 | 50% | 2 |
| 24TH WEAPONS OF MASS DESTRUCTION - CIVIL SUPPORT | | 2 | | | 2 |
| SPRING HILL REGIONAL HOSPITAL | | | 2 | 100% | 2 |
| 87TH MEDICAL GROUP - MCGUIRE AMBULATORY CARE FACILITY | | 2 | | | 2 |
| CVS NY549POCT RIDGEWOOD | | 1 | 1 | 50% | 2 |
| GULF COAST MEDICAL CENTER RESPIRATORY CARE | | | 2 | 100% | 2 |
| UMHC HOLLYWOOD LABORATORY | | | 2 | 100% | 2 |
| CAREWELL JW - WORCESTER LNC | | | 2 | 100% | 2 |
| UWMC MONTLAKE DEPT OF LAB MED | | | 2 | 100% | 2 |
| LABRADOR PRIMARY CARE CENTER | | | 2 | 100% | 2 |
| SOUTHERN SURGICAL ARTS | | 2 | | | 2 |
| WINDSOR WOODS REHAB & HEALTHCARE CTR | | 1 | 1 | 50% | 2 |
| SPECIALTY LABORATORIES | | | 2 | 100% | 2 |
| NAVAL BRANCH MEDICAL CLINIC | | | 2 | 100% | 2 |
| SWEETWATER NURSING CENTER | | 2 | | | 2 |
| REELFOOT FAMILY WALK IN CLINIC - TIPT | | 2 | | | 2 |
| OAKBRIDGE TERRACE AT SAE | | | 2 | 100% | 2 |
| DALLAS BAPTIST UNIVERSITY - HEALTH SERVICES | | | 2 | 100% | 2 |
| PRECISION DIAGNOSTIC INC | | 2 | | | 2 |
| Signature Healthcare of Savannah | | 2 | | | 2 |
| MAWD PATHOLOGY GROUP | | | 2 | 100% | 2 |
| STARR CITY OF ROMA COMMUNITY CENTER | | | 2 | 100% | 2 |
| JACKSON LABORATORY OF GENOMIC MEDICINE | | 2 | | | 2 |
| HOLY TRINITY PHARMACY LLC | | 2 | | | 2 |
| MEMORIAL HOSPITAL OF CARBONDALE | | | 2 | 100% | 2 |
| STARR COUNTY MEMORIAL HOSPITAL | | | 2 | 100% | 2 |
| ORLANDO LUTHERAN TOWERS | | 1 | 1 | 50% | 2 |
| TMH EC NORTHEAST LABORATORY | | | 2 | 100% | 2 |
| GIGI WOOD DAVIS DO-FAMILY MEDICINE | | 2 | | | 2 |
| NORTON IMMEDIATE CARE CENTER - PRESTON | | | 2 | 100% | 2 |

COVID-19: testing by laboratory

Data through Jan 24, 2021 verified as of Jan 25, 2021 at 09:25 AM

Data in this report are provisional and subject to change.

The numbers in the table below represent the number of Florida and non-Florida residents for whom test results were received by the Department of Health. A person can be tested by more than one laboratory and can have both positive and negative results. **Therefore, the sum of the numbers in each column will be larger than the total number of people tested.**

| Reporting lab | Inconclusive | Negative | Positive | Percent positive | Total |
|---|--------------|----------|----------|------------------|-------|
| EXPRESS CARE OF THE SHOALS | | 1 | 1 | 50% | 2 |
| THOMASVILLE REGIONAL MEDICAL CENTER | | 2 | | | 2 |
| NORTHEAST PEDIATRICS | | | 2 | 100% | 2 |
| CARE NOW DENTON | | | 2 | 100% | 2 |
| SCIENTIFIC LABORATORY COMPANY | | 2 | | | 2 |
| NATIONAL JEWISH HEALTH | | | 2 | 100% | 2 |
| DASCENA LAB | | | 2 | 100% | 2 |
| HOLY FAMILY MEDICAL CENTER | | 1 | 1 | 50% | 2 |
| LIFESPRING COMMUNITY HEALTH | | 2 | | | 2 |
| BAYLOR SCOTT & WHITE COMPREHENSIVE WOUND | | | 2 | 100% | 2 |
| CARE 365 | | | 2 | 100% | 2 |
| SPRINGHILL SENIOR RESIDENCE | | 2 | | | 2 |
| CHNJ | | 2 | | | 2 |
| ACKERMAN CANCER CENTER | | 2 | | | 2 |
| OCEAN REEF MEDICAL CENTER, LLC | | | 2 | 100% | 2 |
| CATHOLIC HEALTH LABORATORY SERVICES | | 2 | | | 2 |
| UNIVERSITY OF MISSOURI HEALTH CARE | | | 2 | 100% | 2 |
| TAMPA INTERNATIONAL AIRPORT | | | 2 | 100% | 2 |
| CARENOW LENEXA | | | 2 | 100% | 2 |
| Workmens Circle Multicare Center | | 2 | | | 2 |
| URGENT CARE OF NEW YORK | | 2 | | | 2 |
| CVS IL7017POCT BLOOMINGTON | | 2 | | | 2 |
| MINUTECLINIC DIAG OF IND LLC #1138 | | 1 | 1 | 50% | 2 |
| ONE MEDICAL GROUP | | 1 | 1 | 50% | 2 |
| MINUTE CLINIC LLC #4017 | | 2 | | | 2 |
| Lake Charles Healthcare LLC dba Landmark Lake Charles | | | 2 | 100% | 2 |
| PREMIER MEDICAL LABORATORY | | | 2 | 100% | 2 |
| SV DIAGNOSTIC LAB | | | 2 | 100% | 2 |
| MEDEXPRESS URGENT CARE - SPRINGFIELD, COOLEY ST | | 2 | | | 2 |
| MINUTECLINIC, LLC #1492 | | 2 | | | 2 |
| ELMHURST MEMORIAL HOSPITAL | | | 2 | 100% | 2 |
| MEDEXPRESS URGENT CARE - LEDGEWOOD | | 2 | | | 2 |
| CVS TN7289POCT SIGNAL MOUNTAIN | | 2 | | | 2 |
| WHITESANDS OUTPATIENT TREATMENT | | 2 | | | 2 |
| MEDEXPRESS URGENT CARE - LITTLE ROCK | | 1 | 1 | 50% | 2 |
| FL DEPT OF HEALTH MARION COUNTY MOBILE HEALTH UNIT | | | 2 | 100% | 2 |
| VALLEY MEDICAL LABORATORY | | | 2 | 100% | 2 |
| ST. ELIZABETH HEALTHCARE | | | 2 | 100% | 2 |
| TMH FSU RAPID LABORATORY | | 1 | 1 | 50% | 2 |
| FIRST CHOICE MEDICAL PC | | | 2 | 100% | 2 |
| DASCENA, INC | | | 2 | 100% | 2 |
| Gracemore Nursing and Rehab | | 2 | | | 2 |
| MEMORIAL HERMANN CONSOLIDATED LABORATORY SERVICES | | | 2 | 100% | 2 |
| FLORIDA KEYS PED & ADOLES CTR | | | 2 | 100% | 2 |
| SUNCOAST TECHNICAL COLLEGE SCHOOL OF HEALTH | | 2 | | | 2 |
| University Center East | | | 2 | 100% | 2 |

COVID-19: testing by laboratory

Data through Jan 24, 2021 verified as of Jan 25, 2021 at 09:25 AM

Data in this report are provisional and subject to change.

The numbers in the table below represent the number of Florida and non-Florida residents for whom test results were received by the Department of Health. A person can be tested by more than one laboratory and can have both positive and negative results. **Therefore, the sum of the numbers in each column will be larger than the total number of people tested.**

| Reporting lab | Inconclusive | Negative | Positive | Percent positive | Total |
|--|--------------|----------|----------|------------------|-------|
| HIGHLANDS COUNTY FIRE RESCUE | | 2 | | | 2 |
| MADISON HOSPITAL LABORATORY | | | 2 | 100% | 2 |
| Alden Des Plaines | | | 2 | 100% | 2 |
| NOVA SOUTHEASTERN UNIVERSITY - STUDENT MEDICAL CTR | | | 2 | 100% | 2 |
| BAYFRONT FAMILY HEALTH CENTER | | | 2 | 100% | 2 |
| YOUTH AND YOU, INC | | 2 | | | 2 |
| BELLIN HOSPITAL | | | 2 | 100% | 2 |
| CRUC CMCH-COVID-19 | | 2 | | | 2 |
| MINUTECLINIC 7196 | | 2 | | | 2 |
| SPECTRUM HEALTH | | | 2 | 100% | 2 |
| Kroger 627 - The Little Clinic Castleberry | | 1 | 1 | 50% | 2 |
| BLACKWATER RIVER | | | 2 | 100% | 2 |
| CONEMAUGH MEMORIAL MEDICAL CENTER | | 2 | | | 2 |
| ACCESS RECOVERY SOLUTIONS LLC | | | 2 | 100% | 2 |
| NORTHWELL HEALTH | | | 2 | 100% | 2 |
| Avanti Wellness and Rehab | | | 2 | 100% | 2 |
| TENNESSEE DEPARTMENT OF HEALTH (TDH) - REGIONAL LABORATORY | | | 2 | 100% | 2 |
| NEBRASKA DEPARTMENT OF HEALTH AND HUMAN SERVICES | | | 2 | 100% | 2 |
| PIEDMONT HOSPITAL LAB | | | 2 | 100% | 2 |
| RENFREW CENTERS INC | | 2 | | | 2 |
| SYLVAN NURSING | | | 2 | 100% | 2 |
| CVS MO10151POCT SPRINGFIELD | | 1 | 1 | 50% | 2 |
| Kroger 412 - The Little Clinic Oxford | | 2 | | | 2 |
| LIFETIME FAMILY URGENT CARE | | | 2 | 100% | 2 |
| Manorcare Health Services West Reading North | | 2 | | | 2 |
| Robert Cranfield | | | 2 | 100% | 2 |
| BLUEWATER TOXICOLOGY | | | 2 | 100% | 2 |
| WARD MEMORIAL HOSPITAL | | 2 | | | 2 |
| HANOVER ENDOSCOPY CENTER | | 2 | | | 2 |
| ORLANDO ORTHOPAEDIC OUTPATIENT SURGERY CENTER LLC | | | 2 | 100% | 2 |
| SOMA MEDICAL CENTER PA #4 | | | 2 | 100% | 2 |
| CVS MINUTE CLINIC DIAG OF IND, LLC #6549 | | 2 | | | 2 |
| MINUTECLINIC DIAG OF IND, LLC #6908 | | 2 | | | 2 |
| CVS NC5591POCT STATESVILLE | | 1 | 1 | 50% | 2 |
| Alden Terrace of McHenry | | | 2 | 100% | 2 |
| CERTIVIA LABORATORIES | | | 2 | 100% | 2 |
| GALEN BAYLOR EXTENSION | | 2 | | | 2 |
| RIVERVIEW MEDICAL CLINIC | | 2 | | | 2 |
| NEW BRIDGE MEDICAL CENTER | | 2 | | | 2 |
| ASPIRUS RIVERVIEW HOSPITAL & CLINICS INC | | 1 | 1 | 50% | 2 |
| ADVENTHEALTH MEDICAL GROUP PEDIATRICS | | 1 | 1 | 50% | 2 |
| CVS NJ837POCT MARLTON | | 2 | | | 2 |
| FLORIDA DEPARTMENT OF HEALTH (FDOH) | | | 2 | 100% | 2 |
| NLC LABS | | | 2 | 100% | 2 |
| UNITED MEMORIAL MEDICAL CENTER | | | 2 | 100% | 2 |
| CALIFORNIA DIVISION OF COMMUNICABLE DISEASE CONTROL | | | 2 | 100% | 2 |

COVID-19: testing by laboratory

Data through Jan 24, 2021 verified as of Jan 25, 2021 at 09:25 AM

Data in this report are provisional and subject to change.

The numbers in the table below represent the number of Florida and non-Florida residents for whom test results were received by the Department of Health. A person can be tested by more than one laboratory and can have both positive and negative results. **Therefore, the sum of the numbers in each column will be larger than the total number of people tested.**

| Reporting lab | Inconclusive | Negative | Positive | Percent positive | Total |
|--|--------------|----------|----------|------------------|-------|
| NORTH MCALLEN PEDIATRIC CENTER | | | 2 | 100% | 2 |
| AUSTIN REGIONAL CLINIC MICROBIOLOGY LAB | | | 2 | 100% | 2 |
| HUMILITY OF MARY HEALTH PARTNERS | | | 2 | 100% | 2 |
| FLORIDA MEDICAL CLINIC -INTERNAL MED DADE CITY | | | 2 | 100% | 2 |
| OURMED | | 2 | | | 2 |
| MEMORIAL HERMANN | | | 2 | 100% | 2 |
| CONWAY MEDICAL CENTER | | | 2 | 100% | 2 |
| DEPT OF HEALTH | | | 2 | 100% | 2 |
| STEWART ST ELIZABETH MEDICAL CENTER | | | 2 | 100% | 2 |
| CARESPOT URGENT CARE | | 1 | 1 | 50% | 2 |
| Kennedy University Hospital -Wash Twp L | | 2 | | | 2 |
| MINUTECLINIC, LLC (CLINIC 10928) | | 2 | | | 2 |
| SUNNYSIDE MANOR | | 2 | | | 2 |
| SOUTHEAST GEORGIA HEALTH SYSTEM | | | 2 | 100% | 2 |
| BOSTON PUBLIC HEALTH COMMISSION | | | 2 | 100% | 2 |
| NEIGHBORCARE PHARMACY SERVICES | | 2 | | | 2 |
| AFC PHYSICIANS OF FLORIDA, PA | | | 2 | 100% | 2 |
| CROSSTOWN PHARMACY | | 2 | | | 2 |
| MIDDLEBURG PEDIATRICS | | | 2 | 100% | 2 |
| METROHEALTH SYSTEM | | | 2 | 100% | 2 |
| Kroger 020 - The Little Clinic Wheat Ridge | | 2 | | | 2 |
| MEDEXPRESS URGENT CARE - WEXFORD | | 2 | | | 2 |
| PALM BEACH DIABETES & ENDOCRINE SPECIALISTS PA | | | 2 | 100% | 2 |
| TRUE HEALTH INC | | | 2 | 100% | 2 |
| ADVANCED MEDICAL OF FLORIDA | | | 2 | 100% | 2 |
| MARCO ISLAND HOSPITAL INC D/B/A | | 1 | 1 | 50% | 2 |
| SOUTH LAKE FAMILY HEALTH CENTER | | | 2 | 100% | 2 |
| MEDEXPRESS URGENT CARE - BRIDGEVILLE | | 2 | | | 2 |
| MEDICAL CITY DALLAS HOSPITAL | | | 2 | 100% | 2 |
| NEW YORK PSYCHIATRIC INSTITUTE | | 2 | | | 2 |
| STATE OF FLORIDA | | | 2 | 100% | 2 |
| FEDERAL CORRECTIONAL INSTITUTION MARIANNA | | | 2 | 100% | 2 |
| OSF ST JOSEPH MEDICAL CENTER | | | 2 | 100% | 2 |
| MEDEXPRESS URGENT CARE - SOUTH CHARLESTON | | 2 | | | 2 |
| RCA LABORATORY SERVICES LLC | | | 2 | 100% | 2 |
| Luther Acres Manor | | 2 | | | 2 |
| ADVENTHEALTH EAST ORLANDO EMPLOYEE CLINIC | | 2 | | | 2 |
| CURATIVE | | 1 | 1 | 50% | 2 |
| RAINY LAKE MEDICAL CENTER | | | 2 | 100% | 2 |
| MINUTECLINIC #2797 | | 2 | | | 2 |
| TENNESSEE VALLEY HCS | | | 2 | 100% | 2 |
| AZALEA HEALTH AND REHABILITATION | | 2 | | | 2 |
| ADVENT HEALTH CENTRAL TEXAS | | 1 | 1 | 50% | 2 |
| PHOEBE BERKS HEALTH CARE CENTER | | 2 | | | 2 |
| HARBORCHASE OF GAINESVILLE | | | 2 | 100% | 2 |
| MEDEXPRESS URGENT CARE-CLOQUET | | 2 | | | 2 |

COVID-19: testing by laboratory

Data through Jan 24, 2021 verified as of Jan 25, 2021 at 09:25 AM

Data in this report are provisional and subject to change.

The numbers in the table below represent the number of Florida and non-Florida residents for whom test results were received by the Department of Health. A person can be tested by more than one laboratory and can have both positive and negative results. **Therefore, the sum of the numbers in each column will be larger than the total number of people tested.**

| Reporting lab | Inconclusive | Negative | Positive | Percent positive | Total |
|---|--------------|----------|----------|------------------|-------|
| FLORIDA MEDICAL CLINIC RADIOLOGY DALE MABRY | | 2 | | | 2 |
| SARASOTA MEDICAL CENTER | | | 2 | 100% | 2 |
| BRIGHAM AND WOMEN'S HOSPITAL | | | 2 | 100% | 2 |
| CITRUS PARK | | | 2 | 100% | 2 |
| CVS MINUTE CLINIC DIAGNOSTIC OF KANSAS, PA | | 2 | | | 2 |
| STPET | | 1 | 1 | 50% | 2 |
| JOHN D. ARCHBOLD MEM. HOSPITAL | | | 2 | 100% | 2 |
| MIDLAND MEMORIAL HOSPITAL | | | 2 | 100% | 2 |
| MEDEXPRESS URGENT CARE, HERMITAGE | | 1 | 1 | 50% | 2 |
| ARLINGTON DIALYSIS CENTER LLC | | 2 | | | 2 |
| MINUTE CLINIC DIAGNOSTIC MED GRP | | 2 | | | 2 |
| SHELL POINT HOME HEALTH | | | 2 | 100% | 2 |
| CEDARS-SINAI MEDICAL CENTER | | | 2 | 100% | 2 |
| SUNBRIDGE CARE & REHAB FOR DECATUR | | 2 | | | 2 |
| NATIONWIDE LABORATORY SERVICES | | 1 | 1 | 50% | 2 |
| KIVA AT MOUNT DORA | | | 2 | 100% | 2 |
| Kroger 739 - The Little Clinic La Grange Road | | 2 | | | 2 |
| Bedford Care Center of Hattiesburg | | 2 | | | 2 |
| WHOLE CHILD PEDIATRICS | | | 2 | 100% | 2 |
| NORTH DAKOTA VETERANS HOME | | 2 | | | 2 |
| PLASMA MED RESEARCH DBA | | 2 | | | 2 |
| FLORIDA PRIMARY CARE CENTER PA | | 2 | | | 2 |
| TGH Brandon Healthplex Laboratory | | | 2 | 100% | 2 |
| BAYSTATE MEDICAL CENTER | | 1 | 1 | 50% | 2 |
| TRICORE REFERENCE LABORATORY | | 1 | 1 | 50% | 2 |
| QUALITY MEDICAL CARE | | | 2 | 100% | 2 |
| HOME ACCESS HEALTH | | | 2 | 100% | 2 |
| MAIN STREET MEDICAL CENTERS | | 2 | | | 2 |
| MINUTE CLINIC INCORPORATE | | 2 | | | 2 |
| EDGEWATER RETIREMENT MANOR | | | 2 | 100% | 2 |
| NEMOURS CHILDREN'S PRIMARY CARE THE VILLAGES | | 2 | | | 2 |
| CROSSROADS URGENT CARE DBA URGENT TEA | | 2 | | | 2 |
| NEMOURS CHILDREN'S URGENT | | | 2 | 100% | 2 |
| CVS TX1104POCT ALLEN | | 2 | | | 2 |
| JULIE STAATS DO | | 2 | | | 2 |
| SINAI PLAZA NURSING AND REHAB CENTER | | | 2 | 100% | 2 |
| MD NOW URGENT CARE CENTER INC. | | | 2 | 100% | 2 |
| CVS OH6147POCT COLUMBUS | | 1 | 1 | 50% | 2 |
| MANSFIELD MEDICAL LODGE | | | 2 | 100% | 2 |
| INSPIRIT SENIOR LIVING | | | 2 | 100% | 2 |
| UK HEALTHCARE | | | 2 | 100% | 2 |
| EAST NAPLES PEDIATRICS | | | 2 | 100% | 2 |
| MANASOTA PEDIATRICS | | | 2 | 100% | 2 |
| ATHENA CARE RESOURCES LLC | | 2 | | | 2 |
| BENTON PEDIATRICS | | 2 | | | 2 |
| AKRON GENERAL MEDICAL CENTER MAIN | | 2 | | | 2 |

COVID-19: testing by laboratory

Data through Jan 24, 2021 verified as of Jan 25, 2021 at 09:25 AM

Data in this report are provisional and subject to change.

The numbers in the table below represent the number of Florida and non-Florida residents for whom test results were received by the Department of Health. A person can be tested by more than one laboratory and can have both positive and negative results. **Therefore, the sum of the numbers in each column will be larger than the total number of people tested.**

| Reporting lab | Inconclusive | Negative | Positive | Percent positive | Total |
|--|--------------|----------|----------|------------------|-------|
| BRITO MEDICAL CENTER | | | 2 | 100% | 2 |
| VICTORIAN MANOR | | | 2 | 100% | 2 |
| HEALTH EXPRESS URGENT CARE | | | 2 | 100% | 2 |
| LEESBURG REGIONAL MEDICAL CENTER URGENT CARE | | | 2 | 100% | 2 |
| FAMILY FIRST PEDIATRICS | | | 2 | 100% | 2 |
| SKIPPACK MEDICAL LAB | | | 2 | 100% | 2 |
| INTERNAL MEDICINE ASSOCIATES-DUNELLON | | | 2 | 100% | 2 |
| Parkridge Specialty Care | | 2 | | | 2 |
| BERGEN COUNTY SURGICAL AND ENDOSCOPY CENTER | | 2 | | | 2 |
| CORNERSTONE MEDICAL CARE OF BRANDON | | 2 | | | 2 |
| Iron County Medical Care Facility | | 2 | | | 2 |
| DOCTORS MEDICAL CTR OF WALTON COUNTY | | | 2 | 100% | 2 |
| GRAND VILLA OF LARGO | | | 2 | 100% | 2 |
| SOUTHERN TENNESSEE MEDICAL CENTER | | | 2 | 100% | 2 |
| SANIBEL MEDICAL CLINIC | | | 2 | 100% | 2 |
| CVS NJ862POCT MARLBORO | | 2 | | | 2 |
| PALM MEDICAL CENTER - PLANT CITY | | 2 | | | 2 |
| ADVOCATE SHERMAN HOSPITAL | | | 2 | 100% | 2 |
| PALMETTO FAMILY HEALTH CENTER | | | 2 | 100% | 2 |
| 441 URGENT CARE-MULBERRY | | | 2 | 100% | 2 |
| DMC UNIVERSITY LABORATORIES | | 1 | 1 | 50% | 2 |
| WINCHESTER MEDICAL CENTER | | | 2 | 100% | 2 |
| UNIVERSITY HOSPITAL OF BROOKLYN | | 2 | | | 2 |
| THE FOUNTAIN AT BOCA CIEGA BAY | | 2 | | | 2 |
| ROPER HOSPITAL | | | 2 | 100% | 2 |
| BAYMEADOWS PRIMARY CARE | | 2 | | | 2 |
| TWELVE OAKS RECOVERY CENTER | | | 2 | 100% | 2 |
| FLORIDA CLINICAL LABORATORY INC | | | 2 | 100% | 2 |
| ROCKWALL URGENT CARE | | | 2 | 100% | 2 |
| JOHNSON CITY MEDICAL CENTER | | 1 | 1 | 50% | 2 |
| SPRINGFIELD HOSPITAL LABORATORY | | | 2 | 100% | 2 |
| Great Lakes Health Center | | | 2 | 100% | 2 |
| EXCEPTIONAL EMERGENCY CENTER - AMARILLO | | | 2 | 100% | 2 |
| MEDEXPRESS URGENT CARE - LINCOLN N 26T | | 2 | | | 2 |
| Elba Nursing and Rehabilitation Center, LLC | | 2 | | | 2 |
| MATHER HOSPITAL | | | 2 | 100% | 2 |
| LOWELL GENERAL HOSPITAL | | | 2 | 100% | 2 |
| AMEDISYS HOME HEALTH OF GREENVILLE | | | 2 | 100% | 2 |
| BROOKDALE ALTAMONTE SPRINGS | | | 2 | 100% | 2 |
| MERCY HOSPITAL | | | 2 | 100% | 2 |
| GULF COAST REGIONAL MEDICAL CARE | | 2 | | | 2 |
| FALCON HEALTH CENTER | | | 2 | 100% | 2 |
| GOLDSTEIN | | | 2 | 100% | 2 |
| MIAMI BEACH MEDICAL GROUP LLC | | | 2 | 100% | 2 |
| ORANGE COUNTY HEALTH DEPARTMENT | | 1 | 1 | 50% | 2 |
| WEST COAST PEDIATRICS | | | 2 | 100% | 2 |

COVID-19: testing by laboratory

Data through Jan 24, 2021 verified as of Jan 25, 2021 at 09:25 AM

Data in this report are provisional and subject to change.

The numbers in the table below represent the number of Florida and non-Florida residents for whom test results were received by the Department of Health. A person can be tested by more than one laboratory and can have both positive and negative results. **Therefore, the sum of the numbers in each column will be larger than the total number of people tested.**

| Reporting lab | Inconclusive | Negative | Positive | Percent positive | Total |
|---|--------------|----------|----------|------------------|-------|
| MARTIN MEDICAL CENTER INC | | 1 | 1 | 50% | 2 |
| SWEDISH COVENANT HOSPITAL | | | 2 | 100% | 2 |
| UT PATH | | | 2 | 100% | 2 |
| HEARTLAND HOME HEALTH CARE | | 2 | | | 2 |
| ILLINOIS DEPT OF PUBLIC HEALTH LABS | | | 2 | 100% | 2 |
| OELWEIN HEALTH CARE CENTER | | 2 | | | 2 |
| THE CLUB AT BOYNTON BEACH, LLC | | | 2 | 100% | 2 |
| ARCPPOINT LABS OF ALTAMONTE SPRINGS | | | 2 | 100% | 2 |
| HEALTH FIRST MEDICAL GROUP | | | 2 | 100% | 2 |
| CVS NY491POCT JACKSON HEIGHTS | | 2 | | | 2 |
| MINUTECLINIC DIAG OF IND, LLC #6553 | | 2 | | | 2 |
| SIGNATURE CARE LEWISVILLE-EMERGENCY CENTER | | 1 | 1 | 50% | 2 |
| WELL HEALTH LABS | | | 2 | 100% | 2 |
| PALM CITY NURSING AND REHAB CENTER | | | 2 | 100% | 2 |
| MINUTECLINIC DIAGNOSTICS OF IND LLC | | 1 | 1 | 50% | 2 |
| LABCORP OF AMERICA HOLDINGS | | 1 | 1 | 50% | 2 |
| MINUTECLINIC, LLC, DBA MINUTECLINIC #4 | | 2 | | | 2 |
| MISSION HOSPITAL REGIONAL MEDICAL CENTER | | | 2 | 100% | 2 |
| DAYTON CHILDRENS HOSPITAL LAB | | | 2 | 100% | 2 |
| LEGACY LABORATORY SERVICES | | | 2 | 100% | 2 |
| CLINICAL PATHOLOGY LABORATORIES | | | 2 | 100% | 2 |
| ALL PEDIATRIC CARE PA | | | 2 | 100% | 2 |
| MINUTECLINIC DIAGNOSTIC, PA #10252 | | 2 | | | 2 |
| BMC/JACSONVILLE | | 1 | 1 | 50% | 2 |
| LEE PHYSICIAN GROUP | | 1 | 1 | 50% | 2 |
| WALGREENS #05477 | | 2 | | | 2 |
| TULANE MEDICAL CENTER | | | 2 | 100% | 2 |
| POINT OF CARE PRIVATE HEALTH MANAGEMENT | | | 2 | 100% | 2 |
| COMPLETE HEALTH MEDICAL CENTER | | | 2 | 100% | 2 |
| EXPRESSCARE URGENT CARE CENTER | | | 2 | 100% | 2 |
| PALM BAY COMMUNITY OUTPATIENT CLINIC | | 2 | | | 2 |
| CVS MINUTE CLINIC DIAGNOSTIC OF TN #3293 | | 2 | | | 2 |
| ASCENSION ST MICHAEL'S HOSPITAL LAB | | 1 | 1 | 50% | 2 |
| DALLAS VA MEDICAL CENTER - VA NORTH TEXAS HEALTH CARE SYSTEM | | | 2 | 100% | 2 |
| METHODIST MANSFIELD MEDICAL CENTER | | | 2 | 100% | 2 |
| MEDEXPRESS URGENT CARE-WILKINS TOWNSHIP, WILLIAM PENN HIGHWAY | | 2 | | | 2 |
| STANFORD HEALTH CARE ANATOMIC PATHOLOGY & CLINICAL LAB | | | 2 | 100% | 2 |
| TRINITAS REGIONAL MEDICAL CENTER | | 1 | 1 | 50% | 2 |
| CHESTERFIELD HEALTHCARE GROUP, INC | | 2 | | | 2 |
| WOMENS CARE FLORIDA LLC-LABORATORY | | 2 | | | 2 |
| MIDWAY PRIMARY CARE LLC | | 2 | | | 2 |
| MCLAREN REGIONAL MEDICAL CENTER | | | 2 | 100% | 2 |
| MOBILE COUNTY HEALTH DEPARTMENT | | 1 | 1 | 50% | 2 |
| MINUTE CLINIC DIAGNOSTIC OF KANSAS PA | | 2 | | | 2 |
| ADVENTHEALTH IMAGING PARTIN SETTLEMENT | | | 2 | 100% | 2 |
| BOND COMMUNITY HEALTH CENTER | | | 2 | 100% | 2 |

COVID-19: testing by laboratory

Data through Jan 24, 2021 verified as of Jan 25, 2021 at 09:25 AM

Data in this report are provisional and subject to change.

The numbers in the table below represent the number of Florida and non-Florida residents for whom test results were received by the Department of Health. A person can be tested by more than one laboratory and can have both positive and negative results. **Therefore, the sum of the numbers in each column will be larger than the total number of people tested.**

| Reporting lab | Inconclusive | Negative | Positive | Percent positive | Total |
|--|--------------|----------|----------|------------------|-------|
| INA | | 1 | 1 | 50% | 2 |
| MURFREESBORO MEDICAL CLINIC | | 2 | | | 2 |
| MEDEXPRESS URGENT CARE- COLUMBIA HEIGH | | 2 | | | 2 |
| UNIVERSITY HOSPITALS OF CLEVELAND | | | 2 | 100% | 2 |
| ASSOCIATES IN UROGYNECOLOGY MD LLC | | 2 | | | 2 |
| MINUTECLINIC #8760 | | 2 | | | 2 |
| BEECHTREE MOLECULAR LAB LLC | | | 2 | 100% | 2 |
| MIDWAY SPECIALTY CARE RX LLC | | | 2 | 100% | 2 |
| ROCKEFELLER UNIVERSITY CLINICAL GENOMICS LABORATOR | | 2 | | | 2 |
| MINUTECLINIC DIAG OF IND, LLC #6648 | | 1 | 1 | 50% | 2 |
| ATLAS GENOMICS | | | 2 | 100% | 2 |
| NEMOURS CHILDREN'S PRIMARY CARE | | | 1 | 100% | 1 |
| OAKWOOD HOSPITAL - SOUTHSORE | | | 1 | 100% | 1 |
| SUNY AT STONY BROOK | | | 1 | 100% | 1 |
| BELLMORE PEDIATRICS | | 1 | | | 1 |
| LAKEVIEW HEALTH CARE SYSTEM LLC | | | 1 | 100% | 1 |
| Accordius Health at Gastonia | | | 1 | 100% | 1 |
| NEMOURS CHILDRENS URGENT CARE | | | 1 | 100% | 1 |
| CARING PROFESSIONAL HEALTH CARE LLC | | 1 | | | 1 |
| RCP OF MEMORIAL WEST | | | 1 | 100% | 1 |
| HOLYOKE MEDICAL CENTER | | | 1 | 100% | 1 |
| LAB. CORP. OF AMERICA | | | 1 | 100% | 1 |
| CAROLINAS HEALTHCARE SYSTEM LAB | | | 1 | 100% | 1 |
| CVS NJ2815POCT E BRUNSWICK | | 1 | | | 1 |
| BETHESDA DIALYSIS | | | 1 | 100% | 1 |
| STANDIFER PLACE | | 1 | | | 1 |
| DESERT HOSPITAL/CPHU CLINICAL LABORATORY | | | 1 | 100% | 1 |
| PARKWAY REGIONAL MEDICAL CENTER LAB | | | 1 | 100% | 1 |
| NORTH CAROLINA STATE LABORATORY OF PUBLIC HEALTH, SPECTRUM LAB NETWORK | | | 1 | 100% | 1 |
| TALLAHASSEE MEMORIAL HEALTHCARE | | | 1 | 100% | 1 |
| TEXAS HEALTH ARLINGTON MEMORIAL | | 1 | | | 1 |
| PRIME CARE FAMILY MEDICINE | | | 1 | 100% | 1 |
| PROMUS DIAGNOSTICS, LLC | | | 1 | 100% | 1 |
| Victory Health and Rehabilitation | | | 1 | 100% | 1 |
| OMAHA VA MEDICAL CENTER | | | 1 | 100% | 1 |
| YOUR KIDS URGENT CARE | | | 1 | 100% | 1 |
| LAS PALMAS MEDICAL CENTER | | | 1 | 100% | 1 |
| ANDREWS | | | 1 | 100% | 1 |
| CLINICAL LABORATORY DEPARTMENT | | | 1 | 100% | 1 |
| KNOX COMMUNITY HOSPITAL | | | 1 | 100% | 1 |
| NORTH OKALOOSA CLINIC CORP | | 1 | | | 1 |
| SOUTHERN FAMILY HEALTH | | | 1 | 100% | 1 |
| TALLAHASSEE PRIMARY CARE ASSOCIATES PA | | | 1 | 100% | 1 |
| VIRGINIA UROLOGY | | 1 | | | 1 |
| IRA FIALKO DO | | | 1 | 100% | 1 |
| VANAJA SUREDDI MD PA | | | 1 | 100% | 1 |

COVID-19: testing by laboratory

Data through Jan 24, 2021 verified as of Jan 25, 2021 at 09:25 AM

Data in this report are provisional and subject to change.

The numbers in the table below represent the number of Florida and non-Florida residents for whom test results were received by the Department of Health. A person can be tested by more than one laboratory and can have both positive and negative results. **Therefore, the sum of the numbers in each column will be larger than the total number of people tested.**

| Reporting lab | Inconclusive | Negative | Positive | Percent positive | Total |
|--|--------------|----------|----------|------------------|-------|
| MEMORIAL HERMANN KATY HOSPITAL | | | 1 | 100% | 1 |
| NEW ULM MEDICAL CENTER | | | 1 | 100% | 1 |
| MARINA DEL REY HOSPITAL LAB | | | 1 | 100% | 1 |
| SANTA ROSA PEDIATRICS | | | 1 | 100% | 1 |
| CLINTON DRUG STORE | | 1 | | | 1 |
| HEALTH FIRST MEDICAL GROUP LLC | | | 1 | 100% | 1 |
| HANCOCK REGIONAL HOSPITAL | | 1 | | | 1 |
| BEST CARE COMMUNITY AND FAMILY HEALTH CENTER INC | | | 1 | 100% | 1 |
| OMNI HEALTHCARE INC | | | 1 | 100% | 1 |
| WEST VIRGINIA UNIVERSITY HOSPITALS | | | 1 | 100% | 1 |
| CVS HEALTH, #5962 | | 1 | | | 1 |
| TIMPANOGOS REGIONAL HOSPITAL | | | 1 | 100% | 1 |
| OHIO VALLEY MANOR NURSING & | | 1 | | | 1 |
| CVS IN8669POCT INDIANAPOLIS | | 1 | | | 1 |
| WEST BOCA MEDICAL CENTER | | | 1 | 100% | 1 |
| MINUTECLINIC DIAGNOSTIC, PA | | 1 | | | 1 |
| CVS AZ69POCT PEORIA | | 1 | | | 1 |
| DSI LABORATORIES-NAPLES-7TH | | | 1 | 100% | 1 |
| MEDEXPRESS URGENT CARE, MOSSIDE | | 1 | | | 1 |
| MEDEXPRESS URGENT CARE - BECKLEY | | 1 | | | 1 |
| 777 URGENT CARE | | | 1 | 100% | 1 |
| MEMORIAL HEALTH SYSTEM | | 1 | | | 1 |
| FALKVILLE HEALTHCARE | | 1 | | | 1 |
| NORTH FLORIDA FAMILY MEDICINE | | | 1 | 100% | 1 |
| TITUSVILLE TOWERS ASSISTED LIVING | | 1 | | | 1 |
| ST JOHNS PEDIATRICS PA | | 1 | | | 1 |
| Heartland Health Care Center Jacksonville | | | 1 | 100% | 1 |
| PEDIATRIC ASSOCIATES - JACKSONVILLE | | | 1 | 100% | 1 |
| ADVENT HEALTH MEDICAL GROUP FAMILY AND INTERNAL MEDICINE AT AVALON PAR | | | 1 | 100% | 1 |
| CVS OH2486POCT NILES | | | 1 | 100% | 1 |
| ENCOMPASS HEALTH HOME HEALTH | | 1 | | | 1 |
| CLINICAL PATHOLOGY LABORATORIES SOUTHEAST INC | | | 1 | 100% | 1 |
| SAINT ALPHONSUS REGIONAL MEDICAL CENTER | | | 1 | 100% | 1 |
| FAMILY MEDICAL CENTERS | | | 1 | 100% | 1 |
| SARASOTA MEMORIAL HOSPITAL | | 1 | | | 1 |
| PROSPECT URGENT CARE | | | 1 | 100% | 1 |
| MEMORIAL HOSPITAL OF TAMPA | | | 1 | 100% | 1 |
| MAHONEY PEDIATRICS PA | | | 1 | 100% | 1 |
| EVEZIA DIAGNOSTICS | | | 1 | 100% | 1 |
| JUPITER PEDIATRIC ASSOCIATES, PA | | | 1 | 100% | 1 |
| ADVANCE FAMILY PRACTICE LLC | | | 1 | 100% | 1 |
| NICKLAUS CHILDREN'S DORAL OUTPATIENT CENTER | | | 1 | 100% | 1 |
| ANY LAB TEST NOW JACKSONVILLE | | 1 | | | 1 |
| CLARKSVILLE MANOR INC | | 1 | | | 1 |
| METHODISM MIDLOTHIAN MEDICAL CENTER | | | 1 | 100% | 1 |
| PUBLIX PHARMACY #1114 | | | 1 | 100% | 1 |

COVID-19: testing by laboratory

Data through Jan 24, 2021 verified as of Jan 25, 2021 at 09:25 AM

Data in this report are provisional and subject to change.

The numbers in the table below represent the number of Florida and non-Florida residents for whom test results were received by the Department of Health. A person can be tested by more than one laboratory and can have both positive and negative results. **Therefore, the sum of the numbers in each column will be larger than the total number of people tested.**

| Reporting lab | Inconclusive | Negative | Positive | Percent positive | Total |
|--|--------------|----------|----------|------------------|-------|
| THYROID SPECIALTY LABORATORY | | | 1 | 100% | 1 |
| PUBLIX PHARMACY #0332 | | 1 | | | 1 |
| MEDEXPRESS URGENT CARE - DANVILLE | | 1 | | | 1 |
| JACK M MATHENY II MD | | | 1 | 100% | 1 |
| HARMONY HEALTHCARE ORLANDO INC | | 1 | | | 1 |
| PENNY PEDIATRICS | | 1 | | | 1 |
| SISTERS MISSION | | | 1 | 100% | 1 |
| USC VERDUGO HILLS HOSPITAL | | | 1 | 100% | 1 |
| ALLIED PHYSICIANS GROUP | | 1 | | | 1 |
| SMITH KLINE | | | 1 | 100% | 1 |
| Mayfair Village Nursing Care Center | | 1 | | | 1 |
| MEDERI CARETENDERS VS OF SE FL LLC DBA | | | 1 | 100% | 1 |
| ADVANCE GASTROENTEROLOGY | | | 1 | 100% | 1 |
| CVS HEALTH, #2043 | | 1 | | | 1 |
| Kroger 368 - The Little Clinic Frankfort West | | 1 | | | 1 |
| LANTANA HC LAB | | | 1 | 100% | 1 |
| Harbert Hills Academy Nursing Home | | 1 | | | 1 |
| MEDEXPRESS URGENT CARE - CONWAY | | 1 | | | 1 |
| VELOCITY URGENT CARE | | | 1 | 100% | 1 |
| Riverside Nursing & Rehabilitation Center | | 1 | | | 1 |
| CVS IL8751POCT CHICAGO | | 1 | | | 1 |
| PROVIDENCE HOSPITAL | | | 1 | 100% | 1 |
| OCALA RKC EAST HEMO #1 | | | 1 | 100% | 1 |
| MERCYONE DES MOINES MEDICAL CENTER | | | 1 | 100% | 1 |
| MID-FLORIDA CANCER CENTERS | | 1 | | | 1 |
| MEDEXPRESS URGENT CARE - RUSSELLVILLE, W MAIN ST | | 1 | | | 1 |
| URGENT CARE CENTER OF PORT ORANGE LLC | | | 1 | 100% | 1 |
| DAVITA DIALYSIS-NORTH | | | 1 | 100% | 1 |
| BUFFALO CROSSINGS HEALTHCARE AND REHABILITATION CENTER | | | 1 | 100% | 1 |
| Walgreens #9278 | | 1 | | | 1 |
| ST VINCENTS AMBULATORY CARE INC | | | 1 | 100% | 1 |
| TRIPLE O RESEARCH INSTITUTE PA | | | 1 | 100% | 1 |
| ULTIMATE KIDNEY CARE | | | 1 | 100% | 1 |
| MEDEXPRESS URGENT CARE - LINCOLN | | 1 | | | 1 |
| RM PHARMACY SERVICES INC | | 1 | | | 1 |
| Oak Hill Health & Rehabilitation Center | | | 1 | 100% | 1 |
| TALLAHASSEE DIALYSIS | | 1 | | | 1 |
| DR PHILLIPS CENTER FOR WELLNESS | | 1 | | | 1 |
| Alden North Shore | | | 1 | 100% | 1 |
| CHILDREN'S MEDICAL CENTER-EAST ORLANDO | | | 1 | 100% | 1 |
| CVS IN5696POCT FORT WAYNE | | 1 | | | 1 |
| CLINICAL MICROBIOLOGY LAB FAIRVIEW UNIVERSITY HOSPITAL | | | 1 | 100% | 1 |
| DIXIE REGIONAL MEDICAL CENTER | | | 1 | 100% | 1 |
| MIAMI VASCULAR SURGERY | | | 1 | 100% | 1 |
| NEVADA DEPARTMENT OF HEALTH AND HUMAN SERVICES | | | 1 | 100% | 1 |
| PROGRESSIVE MEDICAL LAB LLC | | | 1 | 100% | 1 |

COVID-19: testing by laboratory

Data through Jan 24, 2021 verified as of Jan 25, 2021 at 09:25 AM

Data in this report are provisional and subject to change.

The numbers in the table below represent the number of Florida and non-Florida residents for whom test results were received by the Department of Health. A person can be tested by more than one laboratory and can have both positive and negative results. **Therefore, the sum of the numbers in each column will be larger than the total number of people tested.**

| Reporting lab | Inconclusive | Negative | Positive | Percent positive | Total |
|---|--------------|----------|----------|------------------|-------|
| SACRED HEART HEALTH SYSTEM- MIDWIFE PROGRAM | | | 1 | 100% | 1 |
| MRMC LAB MICRO | | | 1 | 100% | 1 |
| FINLAY MEDICAL RESEARCH CORP | | | 1 | 100% | 1 |
| Shoreline Care Center | | | 1 | 100% | 1 |
| FLORIDA FAMILY LABORATORY | | 1 | | | 1 |
| APPLECARE URGENT CARE KINGSLAND | | | 1 | 100% | 1 |
| MIDWAY SPECIALTY CARE CENTER INC | | 1 | | | 1 |
| SOUTHWEST FLORIDA DIVISION LAB | | | 1 | 100% | 1 |
| KEY WEST BRANCH MEDICAL CLINIC | | | 1 | 100% | 1 |
| NEW MILFORD HOSPITAL | | | 1 | 100% | 1 |
| NEMOURS CHILDREN'S PRIMARY CARE, ST CLOUD | | | 1 | 100% | 1 |
| DEPT OF VA MEDICAL CENTER - MIAMI | | | 1 | 100% | 1 |
| INHEALTH LIFE SCIENCES LLC | | | 1 | 100% | 1 |
| ADVANCED HEALTHCARE ASSOCIATES | | 1 | | | 1 |
| LABORATORY COPORATION OF AMERICA | | | 1 | 100% | 1 |
| WELL-KEY URGENT CARE SEVIERVILLE | | | 1 | 100% | 1 |
| Walgreens #5065 | | 1 | | | 1 |
| HUNEYCUTT FAMILY PRACTICE | | | 1 | 100% | 1 |
| AMD | | | 1 | 100% | 1 |
| BOND COUNTY HEALTH DEPARTMENT | | | 1 | 100% | 1 |
| SHANDS JACKSONVILLE CLINICAL CENTER | | | 1 | 100% | 1 |
| ST LUCIE COUNTY HEALTH DEPARTMENT | | | 1 | 100% | 1 |
| C V S / PHARMACY #833 | | 1 | | | 1 |
| OPTUM OF HIALEAH | | 1 | | | 1 |
| FLORIDA HOME HEALTH | | | 1 | 100% | 1 |
| CONVENIENT MEDICAL AND HEALTH SERVICES | | | 1 | 100% | 1 |
| CHIPOLA QUICK CARE | | | 1 | 100% | 1 |
| INLET CONCIERGE MEDICINE | | | 1 | 100% | 1 |
| MEDEXPRESS URGENT CARE - LEOMINSTER | | 1 | | | 1 |
| ST.ELIZABETH HEALTH CENTER | 1 | | | | 1 |
| MEA PRIMARY CARE PLUS BYRAM | | | 1 | 100% | 1 |
| MID-SOUTH URGENT CARE, PLLC | | | 1 | 100% | 1 |
| ALL CARE URGENT CARE | | | 1 | 100% | 1 |
| Cerenity Senior Care-White Bear Lake | | 1 | | | 1 |
| CELEBRATION FAMILY PHYSICIANS LLC | | | 1 | 100% | 1 |
| KIDSVILLE PEDIATRICS III PA | | | 1 | 100% | 1 |
| ISLANDS ASSISTED LIVING FACILITY,THE | | | 1 | 100% | 1 |
| COMMUNITY PHYSICIANS OF NORTH PORT PA | | | 1 | 100% | 1 |
| Kroger - KRO01100688 | | | 1 | 100% | 1 |
| MORNINGSIDE NURSING AND REHABILITATION | | 1 | | | 1 |
| HELEN HAYES HOSPITAL LABORATORY | | 1 | | | 1 |
| SPRINGBROOK HOSPITAL | | | 1 | 100% | 1 |
| GSM OCED Subsection | | | 1 | 100% | 1 |
| MARTIN HEALTH PHYSICIAN GROUP | | | 1 | 100% | 1 |
| MOUNT ST MARYS HOSPITAL OF NIAGARA FALLS | | | 1 | 100% | 1 |
| NORTH COUNTRY FAMILY HEALTH CENTER INC | | 1 | | | 1 |

COVID-19: testing by laboratory

Data through Jan 24, 2021 verified as of Jan 25, 2021 at 09:25 AM

Data in this report are provisional and subject to change.

The numbers in the table below represent the number of Florida and non-Florida residents for whom test results were received by the Department of Health. A person can be tested by more than one laboratory and can have both positive and negative results. **Therefore, the sum of the numbers in each column will be larger than the total number of people tested.**

| Reporting lab | Inconclusive | Negative | Positive | Percent positive | Total |
|---|--------------|----------|----------|------------------|-------|
| CVS NV5286POCT HENDERSON | | 1 | | | 1 |
| ACCESS MEDICAL GROUP OF TAMPA INC | | | 1 | 100% | 1 |
| UHEALTH CARDIOLOGY | | | 1 | 100% | 1 |
| THOMAS HOSPITAL | | | 1 | 100% | 1 |
| MINUTECLINIC, LLC #1452 | | 1 | | | 1 |
| FORT LOUDOUN PRIMARY CARE | | 1 | | | 1 |
| Autumn Care of Suffolk | | 1 | | | 1 |
| CVS NC7213POCT MATTHEWS | | 1 | | | 1 |
| PORT ORANGE NURSING & REHAB | | | 1 | 100% | 1 |
| BIOMAT ORLANDO | | 1 | | | 1 |
| US LABORATORIES | | | 1 | 100% | 1 |
| CHI ST VINCENT LITTLE ROCK DIAGNOSTIC CLINIC | | | 1 | 100% | 1 |
| Raleigh Center (WV) | | | 1 | 100% | 1 |
| BRISTOL REGINAL MEDICAL CENTER | | | 1 | 100% | 1 |
| HEALTH GUAGE | | | 1 | 100% | 1 |
| VIVIAN SIMMONS FAMILY PRACTICE | | | 1 | 100% | 1 |
| Garden Isle Healthcare and Rehabilitation Center | | 1 | | | 1 |
| Kroger 350 - The Little Clinic New Cut Road | | 1 | | | 1 |
| AFFILIATED LABORATORIES INC | | | 1 | 100% | 1 |
| PUBLIC HEALTH LABORATORIES | | | 1 | 100% | 1 |
| HELIX BIOMEDICS LLC | | | 1 | 100% | 1 |
| BLACK STALLION WALK IN AND EXERCISE CLINICS LLC | | 1 | | | 1 |
| CVS PA7611POCT ALLISON PARK | | 1 | | | 1 |
| MINUTE CLINIC LLC #1909 | | 1 | | | 1 |
| HARBORCHASE OF VILLAGES CROSSING | | | 1 | 100% | 1 |
| BIOLOGICAL AND CHEMICAL EMERGENCIES LABORATORY | | | 1 | 100% | 1 |
| SILVER SPRINGS SHORES DIALYSIS | | | 1 | 100% | 1 |
| LAKE VIEW COURT | | 1 | | | 1 |
| FLORIDA EPIDEMIOLOGY PROGRAM | | | 1 | 100% | 1 |
| ARC POINT LABS OF AUSTIN NORTH | | | 1 | 100% | 1 |
| ManorCare Rehab Center of Marietta | | 1 | | | 1 |
| NORTH WEST FLORIDA DIAGNOSTIC ENOCRINOLOGY CLINIC | | | 1 | 100% | 1 |
| KAISER PERMANENTE REGIONAL REFERENCE LABORATORY | | 1 | | | 1 |
| GENESIS HEALTH SYSTEM | | | 1 | 100% | 1 |
| WORKFORCE HEALTH DEPARTMENT | | | 1 | 100% | 1 |
| CORNERSTONE OF RECOVERY INC | | 1 | | | 1 |
| PSL JAX BEACH OPERATIONS LLC | | | 1 | 100% | 1 |
| REGIONAL MEDICAL LABORATORY | | | 1 | 100% | 1 |
| RIVERTON CBOC | | | 1 | 100% | 1 |
| MEDEXPRESS URGENT CARE, EDWARDSVILLE | | 1 | | | 1 |
| REGIONAL MED CTR BAYONET POINT | | | 1 | 100% | 1 |
| VA OPTOMETRY CLINIC | | | 1 | 100% | 1 |
| VERITAS GENETICS, INC. | | | 1 | 100% | 1 |
| CVS PA371POCT PHILADELPHIA | | 1 | | | 1 |
| INNOVATIVE HEALTH DIAGNOSTIC OF CALIFORNIA | | | 1 | 100% | 1 |
| Elm Crest Senior Living Community | | 1 | | | 1 |

COVID-19: testing by laboratory

Data through Jan 24, 2021 verified as of Jan 25, 2021 at 09:25 AM

Data in this report are provisional and subject to change.

The numbers in the table below represent the number of Florida and non-Florida residents for whom test results were received by the Department of Health. A person can be tested by more than one laboratory and can have both positive and negative results. **Therefore, the sum of the numbers in each column will be larger than the total number of people tested.**

| Reporting lab | Inconclusive | Negative | Positive | Percent positive | Total |
|---|--------------|----------|----------|------------------|-------|
| SEACOAST PATHOLOGY PROFESSIONAL ASSOC | | 1 | | | 1 |
| INNOVATIVE CARE II LLC | | | 1 | 100% | 1 |
| CACERES SPECIALIZED GYNECOLOGY | | 1 | | | 1 |
| STEAMBOAT EMERGENCY CENTER | | | 1 | 100% | 1 |
| UABC | | | 1 | 100% | 1 |
| Acts Manor House | | 1 | | | 1 |
| TENNOVA HEALTHCARE - CLEVELAND | | | 1 | 100% | 1 |
| IDAHO HEALTH DEPARTMENT | | | 1 | 100% | 1 |
| PRIORITY CARE LLC | | | 1 | 100% | 1 |
| LOGAN COUNTY HOSPITAL | | | 1 | 100% | 1 |
| SPARTANBURG REGIONAL MEDICAL CENTER | | | 1 | 100% | 1 |
| ANDREWS INSTITUTE AMBULATORY SURGERY CENTER | | 1 | | | 1 |
| OAKMONTE VILLAGE OF DAVIE | | | 1 | 100% | 1 |
| INTERNAL MEDICINE GROUP OF CENTRAL FLORIDA | | | 1 | 100% | 1 |
| Henry County Health and Rehabilitation | | 1 | | | 1 |
| MEDEXPRESS URGENT CARE - WAYNESBURG | | 1 | | | 1 |
| CLERMONT HEALTH DEPARTMENT | | | 1 | 100% | 1 |
| HEALTHPARTNERS HUDSON CLINIC | | | 1 | 100% | 1 |
| FIVE STAR PREMIER RESIDENCES OF POMPANO BEACH | | | 1 | 100% | 1 |
| GADSDEN COUNTY HEALTH DEPARTMENT | | | 1 | 100% | 1 |
| Oakview Manor Health and Rehab | | 1 | | | 1 |
| BHA TITUSVILLE CLINIC | | | 1 | 100% | 1 |
| STONECREST MEDICAL CENTER | | 1 | | | 1 |
| VALLEY HOSPITAL MEDICAL CENTER | | 1 | | | 1 |
| Brio of Johnston | | 1 | | | 1 |
| Arch Plaza Nursing and Rehabilitation Center | | | 1 | 100% | 1 |
| MEDIPLUS CLINIC, INC | | | 1 | 100% | 1 |
| Walgreens #5914 | | 1 | | | 1 |
| MC DIAGNOSTIC OF CONNECTICUT, PC #252 | | | 1 | 100% | 1 |
| PAUL C SCHWARTZ & MELVIN L WEIDMAN | | 1 | | | 1 |
| CANDLER HOSPITAL | | | 1 | 100% | 1 |
| MEMORIAL HEALTH UNIVERSITY MEDICAL CENTER | | | 1 | 100% | 1 |
| DEVLAB, LLC | | | 1 | 100% | 1 |
| ANMED HEALTH MEDICAL CENTER | | | 1 | 100% | 1 |
| CONSULATE HEALTH CARE OF VERO BEACH | | | 1 | 100% | 1 |
| Northern Nevada State Veterans Home | | 1 | | | 1 |
| ELATION HEALTH | | 1 | | | 1 |
| SURGERY CENTER, THE | | | 1 | 100% | 1 |
| ER NEAR ME HULEN | | 1 | | | 1 |
| SPRINGFIELD HOSPITAL | | | 1 | 100% | 1 |
| Waters of Covington | | 1 | | | 1 |
| PLEASANT RIDGE MANOR WEST | | 1 | | | 1 |
| MEDEXPRESS URGENT CARE - FORT SMITH | | 1 | | | 1 |
| HARDIN HEALTH INC | | 1 | | | 1 |
| EVENTIDE LUTHERAN HOME | | 1 | | | 1 |
| MINUTECLINIC DIAGNOSTIC MED GRP OF ORA | | | 1 | 100% | 1 |

COVID-19: testing by laboratory

Data through Jan 24, 2021 verified as of Jan 25, 2021 at 09:25 AM

Data in this report are provisional and subject to change.

The numbers in the table below represent the number of Florida and non-Florida residents for whom test results were received by the Department of Health. A person can be tested by more than one laboratory and can have both positive and negative results. **Therefore, the sum of the numbers in each column will be larger than the total number of people tested.**

| Reporting lab | Inconclusive | Negative | Positive | Percent positive | Total |
|---|--------------|----------|----------|------------------|-------|
| CVS M04850POCT SPRINGFIELD | | 1 | | | 1 |
| CVS OH6164POCT DELAWARE | | 1 | | | 1 |
| Ramsey Village | | 1 | | | 1 |
| TEXAS HEALTH CARE | | | 1 | 100% | 1 |
| THE HEART HOSPITAL BAYLOR PLANO | | | 1 | 100% | 1 |
| EAST END PEDIATRICS | | 1 | | | 1 |
| Georgiana Health and Rehabilitation, LLC | | 1 | | | 1 |
| SPECTRUM LUDINGTON | | | 1 | 100% | 1 |
| FLORIDA DIGESTIVE AND LIVER SPECIALISTS | | | 1 | 100% | 1 |
| ASCENSION ST VINCENT'S MEDICAL CENTER | | | 1 | 100% | 1 |
| CARENOW URGENT CARE-HENDERSONVILLE | | 1 | | | 1 |
| ATMORE COMMUNITY HOSPITAL | | | 1 | 100% | 1 |
| HARDEE COUNTY FIRE RESCUE | | 1 | | | 1 |
| HOLMES FAMILY PRACTICE PA | | | 1 | 100% | 1 |
| MILFORD REGIONAL HOSPITAL | | | 1 | 100% | 1 |
| CVS NC3319POCT CHARLOTTE | | 1 | | | 1 |
| SEWALLS POINT PHARMACY INC | | | 1 | 100% | 1 |
| WEST DADE PEDIATRICS | | | 1 | 100% | 1 |
| HORIZON MEDICAL CENTER | | | 1 | 100% | 1 |
| Fairhaven Retirement Community | | 1 | | | 1 |
| DEPARTMENT OF HEALTH SERVICES | | | 1 | 100% | 1 |
| UMMC MIDTOWN CAMPUS | | | 1 | 100% | 1 |
| PRINCIPLE DIAGNOSTICS LLC | | | 1 | 100% | 1 |
| LOUNDY | | 1 | | | 1 |
| TMH PHYSICIAN PARTNERS QUINCY | | | 1 | 100% | 1 |
| SANFORD LABORATORIES WATERTOWN | | | 1 | 100% | 1 |
| BRIDGEWATER PARK ASSISTED LIVING LLC | | | 1 | 100% | 1 |
| HARRINGTON PARK HEALTH AND REHAB | | 1 | | | 1 |
| MEDEXPRESS URGENT CARE - HADLEY | | 1 | | | 1 |
| FLORIDA HEALTH CARE MEDICAL GROUP | | 1 | | | 1 |
| WELLMED AT FORT PIERCE | | 1 | | | 1 |
| LANGLEY DIALYSIS | | | 1 | 100% | 1 |
| PINEVILLE PHARMACY | | | 1 | 100% | 1 |
| MERCY – NORTH IOWA | | | 1 | 100% | 1 |
| MAINE CENTER FOR DISEASE CONTROL AND PREVENTION | | | 1 | 100% | 1 |
| Heartland of Perrysburg | | 1 | | | 1 |
| CVS IL1773POCT TINLEY PARK | | 1 | | | 1 |
| QUEST DIAGNOSTICS INCORPORATED | | | 1 | 100% | 1 |
| CHP COVID-19 (TX) | | | 1 | 100% | 1 |
| SUNCREST OMNI | | 1 | | | 1 |
| 441 URGENT CARE CENTER - BROWNWOOD | | | 1 | 100% | 1 |
| MEDICAL ASSOCIATES OF THE SHOALS | | 1 | | | 1 |
| HEARTLAND OF ZEPHYRHILLS FL, LLC | | | 1 | 100% | 1 |
| CVS AZ5026POCT MESA | | 1 | | | 1 |
| CVS KY4779POCT LOUISVILLE | | 1 | | | 1 |
| Memorial Health Care Center | | | 1 | 100% | 1 |

COVID-19: testing by laboratory

Data through Jan 24, 2021 verified as of Jan 25, 2021 at 09:25 AM

Data in this report are provisional and subject to change.

The numbers in the table below represent the number of Florida and non-Florida residents for whom test results were received by the Department of Health. A person can be tested by more than one laboratory and can have both positive and negative results. **Therefore, the sum of the numbers in each column will be larger than the total number of people tested.**

| Reporting lab | Inconclusive | Negative | Positive | Percent positive | Total |
|---|--------------|----------|----------|------------------|-------|
| Bethel Lutheran Nursing & Rehabilitation Center | | 1 | | | 1 |
| HOLLAND COMMUNITY HOSPITAL | | 1 | | | 1 |
| STARLING AT SAN JOSE | | | 1 | 100% | 1 |
| SILVERMAN | | | 1 | 100% | 1 |
| MONMOUTH MEDICAL CENTER | | 1 | | | 1 |
| OLEAN GENERAL HOSPITAL | | 1 | | | 1 |
| GOOD PEDIATRICS | | | 1 | 100% | 1 |
| CQUENTIA NGS, LLC | | | 1 | 100% | 1 |
| SANITAS RESEARCH LLC | | | 1 | 100% | 1 |
| Villa Maria | | | 1 | 100% | 1 |
| BROOKSHIRE, THE | | | 1 | 100% | 1 |
| GOSHEN HOSPITAL | | | 1 | 100% | 1 |
| Glen Oaks Health and Rehabilitation | | 1 | | | 1 |
| FLORIDA CLINICAL RESEARCH CENTER, LLC | | | 1 | 100% | 1 |
| MT CARMEL PHARMACY INC | | 1 | | | 1 |
| CVS OH4359POCT HUDSON | | 1 | | | 1 |
| MEDICAL LIFE-INC GUIDEWELL EMERGENCY MEDICINE | | | 1 | 100% | 1 |
| WALGREENS #15291 | | 1 | | | 1 |
| CHOTA COMMUNITY HEALTH SERVICES | | 1 | | | 1 |
| NEW RIVER HEALTH DISTRICT | | | 1 | 100% | 1 |
| LIFELINK TRANSPLANT INSTITUTE LAB | | | 1 | 100% | 1 |
| Broomall Manor | | 1 | | | 1 |
| CITRONELLE HEALTH AND REHABILITATION CENTER | | 1 | | | 1 |
| KIDSVILLE PEDIATRICS IV PA | | 1 | | | 1 |
| Kroger 647 - The Little Clinic Newnan Crossings | | | 1 | 100% | 1 |
| Aspire Physical Recovery Center at Cahaba River | | 1 | | | 1 |
| BICKERTON, DAWN | | 1 | | | 1 |
| MINUTECLINIC DIAGNOSTIC OF KENTUCKY | | 1 | | | 1 |
| CVS OH5457POCT POWELL | | 1 | | | 1 |
| STEPHENS COUNTY HOSPITAL | | | 1 | 100% | 1 |
| MICROBIOLOGY DEPARTMENT | | | 1 | 100% | 1 |
| Juniper Village at Bucks County | | 1 | | | 1 |
| SMITH | | | 1 | 100% | 1 |
| OCEAN MEDICAL CENTER | | 1 | | | 1 |
| RIVERSIDE MEDICAL CENTER | | 1 | | | 1 |
| ORLANDO PHYSICIAN NETWORK | | 1 | | | 1 |
| FLAGLER PROFESSIONAL HEALTH CARE SERVICES INC | | 1 | | | 1 |
| MISSISSIPPI VALLEY REGIONAL BLOOD CENTER | | | 1 | 100% | 1 |
| Medicalodges Neosho | | | 1 | 100% | 1 |
| HIGHLAND PARK LAKEWOOD PRESTON HOLLOW | | | 1 | 100% | 1 |
| PCR DIAGNOSTICS | | | 1 | 100% | 1 |
| ALLEGHENY GENERAL HOSPITAL | | | 1 | 100% | 1 |
| CLEVELAND CLINIC OHIO LABORATORIES | | | 1 | 100% | 1 |
| CONTINENTAL HOME HEALTH CARE INC | | | 1 | 100% | 1 |
| GOSHEN MEDICAL CENTER | | | 1 | 100% | 1 |
| JOHNSON & JOHNSON VISION CARE-VISTAKON | | | 1 | 100% | 1 |

COVID-19: testing by laboratory

Data through Jan 24, 2021 verified as of Jan 25, 2021 at 09:25 AM

Data in this report are provisional and subject to change.

The numbers in the table below represent the number of Florida and non-Florida residents for whom test results were received by the Department of Health. A person can be tested by more than one laboratory and can have both positive and negative results. **Therefore, the sum of the numbers in each column will be larger than the total number of people tested.**

| Reporting lab | Inconclusive | Negative | Positive | Percent positive | Total |
|---|--------------|----------|----------|------------------|-------|
| AESTHETIC PHYSICIANS PC | | | 1 | 100% | 1 |
| LOUISIANA STATE LAB | | | 1 | 100% | 1 |
| FAITH FAMILY PRACTICE | | | 1 | 100% | 1 |
| TUNIS STREET GROUP HOME | | 1 | | | 1 |
| SPECIALTY DRUG TESTING | | | 1 | 100% | 1 |
| PASCO COUNTY HEALTH DEPARTMENT | | | 1 | 100% | 1 |
| ST VINCENT'S AMBULATORY CARE INC | | | 1 | 100% | 1 |
| RICHICHI FAMILY HEALTH | | | 1 | 100% | 1 |
| MEDICAL CLINIC OF HOUSTON | | | 1 | 100% | 1 |
| CVS MINUTE CLINIC DIAGNOSTIC MED GRP OF CAL | | 1 | | | 1 |
| ST. LUKES HOSPITAL | | | 1 | 100% | 1 |
| Chateau Living Center | | | 1 | 100% | 1 |
| MED CHOICE CENTER OF NORTH MIAMI | | | 1 | 100% | 1 |
| AUTUMN HOUSE | | | 1 | 100% | 1 |
| CVS GA5637POCT VILLA RICA | | 1 | | | 1 |
| BHS PHYSICIAN NETWORK | | | 1 | 100% | 1 |
| SV MOBILE HEALTH | | | 1 | 100% | 1 |
| Gulf Coast health and Rehabilitation, LLC | | 1 | | | 1 |
| LEGACY AT HIGHWOODS PRESERVE | | 1 | | | 1 |
| Sevierville Health and Rehabilitation | | 1 | | | 1 |
| CONSOLIDATED | | | 1 | 100% | 1 |
| CONNECTICUT PEDIATRICS @ CHC | | 1 | | | 1 |
| CLIFTON-FINE HOSPITAL LABORATORY | | 1 | | | 1 |
| PEACHEALTH LABORATORIES | | 1 | | | 1 |
| Remarkable Healthcare Dallas | | | 1 | 100% | 1 |
| CRUSADER COMMUNITY HEALTH | | | 1 | 100% | 1 |
| Kroger 895 - The Little Clinic Green Hills | | 1 | | | 1 |
| WESTEX URGENT CARE, PLLC | | | 1 | 100% | 1 |
| ATRIA PARK OF LAKE FOREST (WG HERITAGE LF LLC) | | | 1 | 100% | 1 |
| Bolingreen Health and Rehabilitation | | 1 | | | 1 |
| EMERGENCY CARE SERVICES LAB AT JFK MEDICAL CENTER | | | 1 | 100% | 1 |
| THE TOLEDO HOSPITAL | | | 1 | 100% | 1 |
| MID FLORIDA BIOLOGICALS | | | 1 | 100% | 1 |
| CVS MINUTE CLINIC #5836 | | 1 | | | 1 |
| MINUTECLINIC DIAGNOSTIC OF OHIO #6139 | | 1 | | | 1 |
| Miller Health Care Center | | | 1 | 100% | 1 |
| NEW ERA COMMUNITY HEALTH CENTER LLC | | 1 | | | 1 |
| SEASONS HOSPICE AND PALLIATIVE CARE OF | | | 1 | 100% | 1 |
| BAPTIST HOSPITAL EAST | | | 1 | 100% | 1 |
| RAJ K PAI MD PA | | | 1 | 100% | 1 |
| LANCASHIRE HALL NURSING AND REHABILITATION CENTER | | 1 | | | 1 |
| SPECTRUM LABORATORY | | | 1 | 100% | 1 |
| ROCKLEDGE HEALTH & REHABILITATION CENTER | | | 1 | 100% | 1 |
| MINUTECLINIC MINUTECLINIC #3665 | | 1 | | | 1 |
| Waycross Health and Rehabilitation | | 1 | | | 1 |
| SYNERGENE LABORATORY | | | 1 | 100% | 1 |

COVID-19: testing by laboratory

Data through Jan 24, 2021 verified as of Jan 25, 2021 at 09:25 AM

Data in this report are provisional and subject to change.

The numbers in the table below represent the number of Florida and non-Florida residents for whom test results were received by the Department of Health. A person can be tested by more than one laboratory and can have both positive and negative results. **Therefore, the sum of the numbers in each column will be larger than the total number of people tested.**

| Reporting lab | Inconclusive | Negative | Positive | Percent positive | Total |
|--|--------------|----------|----------|------------------|-------|
| LAKE SUCCESS EXTENDED CARE | | 1 | | | 1 |
| MINUTECLINIC DIAGNOSTIC OF NEW MEXICO LLC #7552 | | 1 | | | 1 |
| CHAMBREL AT PINECASTLE | | | 1 | 100% | 1 |
| PALOMAR MEDICAL CENTER | | | 1 | 100% | 1 |
| PHYSICIANS URGENT CARE | | | 1 | 100% | 1 |
| LAREDO EMERGENCY ROOM | | | 1 | 100% | 1 |
| BAYFRONT HEAL WOUND CARE AND HYPERBARIC CENTER | | | 1 | 100% | 1 |
| MEDEXPRESS URGENT CARE-MEADVILLE | | | 1 | 100% | 1 |
| SOUTH TEXAS HEALTH SYSTEM ER - WARE ROAD | | | 1 | 100% | 1 |
| MEDAC AT PORTERS NECK | | | 1 | 100% | 1 |
| SCIENCE CARE | | | 1 | 100% | 1 |
| LIMA MEMORIAL HOSPITAL | | | 1 | 100% | 1 |
| Rehab Select of Talladega | | 1 | | | 1 |
| Ash Flat Healthcare and Rehabilitation Center | | | 1 | 100% | 1 |
| KINGWOOD EMERGENCY HOSPITAL | | | 1 | 100% | 1 |
| Community Care Center of Heritage House, LLC | | | 1 | 100% | 1 |
| MEDEXPRESS URGENT CARE - BROOKHAVEN | | 1 | | | 1 |
| CHRISTIANA HOSPITAL | | 1 | | | 1 |
| REFERENCE LABORATORY | | | 1 | 100% | 1 |
| FAYETTE MEDICAL CENTER LAB | | 1 | | | 1 |
| ANSWERS RESOURCE FACILITY | | 1 | | | 1 |
| MEDEXPRESS URGENT CARE - WESTFIELD, E MAIN ST | | | 1 | 100% | 1 |
| CALIFORNIA PUBLIC HEALTH LABORATORY | | | 1 | 100% | 1 |
| PHYSICIAN ASSOCIATES, LLC | | | 1 | 100% | 1 |
| Walgreens #5421 | | 1 | | | 1 |
| GREATER TAMPA AT HOME | | | 1 | 100% | 1 |
| MAURY REGIONAL MEDICAL CENTER | | 1 | | | 1 |
| HATLEY HEALTH CARE, INC | | 1 | | | 1 |
| COLLINS NURSING HOME | | 1 | | | 1 |
| CVS SC4286POCT EASLEY | | 1 | | | 1 |
| Falmouth By The Sea | | | 1 | 100% | 1 |
| Community Compassion Center of Batesville | | | 1 | 100% | 1 |
| QUALITY CLINICAL LAB LLC | | | 1 | 100% | 1 |
| OXY-GENLAB | | | 1 | 100% | 1 |
| CVS NC7588POCT ASHEVILLE | | 1 | | | 1 |
| FAMILY PRACTICE ASSOCIATES | | 1 | | | 1 |
| MEDICAL CENTER OF CENTRAL GEORGIA | | | 1 | 100% | 1 |
| ADVENTHEALTH MEDICAL GROUP OBSTETRICS | | | 1 | 100% | 1 |
| CAREWELL URGENT CARE FITCHBURG | | | 1 | 100% | 1 |
| OCALA REGIONAL DIALYSIS- NORTH | | | 1 | 100% | 1 |
| ADVENTHEALTH PHYSICIAN GROUP - APPLEWOOD | | | 1 | 100% | 1 |
| NORWALK HOSPITAL | | | 1 | 100% | 1 |
| MEDEXPRESS URGENT CARE - TOPEKA, SW WANAMAKER RD | | 1 | | | 1 |
| Good Samaritan Society - Albion | | 1 | | | 1 |
| SHANNON MEDICAL CENTER | | | 1 | 100% | 1 |
| KENDALL PEDIATRICS PARTNERS LLC | | | 1 | 100% | 1 |

COVID-19: testing by laboratory

Data through Jan 24, 2021 verified as of Jan 25, 2021 at 09:25 AM

Data in this report are provisional and subject to change.

The numbers in the table below represent the number of Florida and non-Florida residents for whom test results were received by the Department of Health. A person can be tested by more than one laboratory and can have both positive and negative results. **Therefore, the sum of the numbers in each column will be larger than the total number of people tested.**

| Reporting lab | Inconclusive | Negative | Positive | Percent positive | Total |
|--|--------------|----------|----------|------------------|-------|
| MEDEXPRESS-DOVER | | 1 | | | 1 |
| CVS TX3292POCT WYLIE | | 1 | | | 1 |
| CENTRAL FL INTERNAL MEDICINE ASSOCIATES LLC | | 1 | | | 1 |
| QC LABORATORY | | | 1 | 100% | 1 |
| MYCLINIC, INC | | | 1 | 100% | 1 |
| A.G. Rhodes | | 1 | | | 1 |
| Kroger 448 - The Little Clinic Mason | | 1 | | | 1 |
| Riviera Health Resort | | 1 | | | 1 |
| BAYFRONT CARDIOVASCULAR ASSOCIATES | | | 1 | 100% | 1 |
| DOCTORS CARE - AIKEN MALL | | | 1 | 100% | 1 |
| Summit Medical Group Morristown Oncology | | 1 | | | 1 |
| ELEMENTS PHARMACY | | | 1 | 100% | 1 |
| UNIVERSITY COMMUNITY HEALTH SERVICES | | | 1 | 100% | 1 |
| FULGENT GENETICS HOUSTON | | 1 | | | 1 |
| SANTA CLARA VALLEY MEDICAL CENTER | | | 1 | 100% | 1 |
| The Center at Centennial | | | 1 | 100% | 1 |
| LAKE PEDIATRICS | | | 1 | 100% | 1 |
| ROSE MEDICAL CENTER LAB | | | 1 | 100% | 1 |
| MISSOURI DEPARTMENT OF HEALTH AND SENIOR SERVICES - STATE PH LAB | | 1 | | | 1 |
| Fairview | | | 1 | 100% | 1 |
| THE EDGEWATER AND WATERMAN VILLAGE | | | 1 | 100% | 1 |
| CORPORATION OF AMERICA | | 1 | | | 1 |
| JACKSONVILLE VA OPC | | | 1 | 100% | 1 |
| VA OUTPATIENT PHARMACY | | | 1 | 100% | 1 |
| LIFEGUARD AMBULANCE SERVICE LLC - BAY COUNTY | | | 1 | 100% | 1 |
| WINNIFRED ASSISTED LIVING FACILITY INC | | 1 | | | 1 |
| MEDONE URGENT CARE | | | 1 | 100% | 1 |
| XSTREMEMD | | | 1 | 100% | 1 |
| MED-LAKE LABORATORY | | | 1 | 100% | 1 |
| MERITUS MEDICAL CENTER | | | 1 | 100% | 1 |
| PROVIDENCE ST. PATRICK HOSPITAL | | | 1 | 100% | 1 |
| MARYLAND DEPARTMENT OF HEALTH AND MENTAL HYGIENE | | | 1 | 100% | 1 |
| WALK-IN MEDICAL CARE | | | 1 | 100% | 1 |
| HACKENSACK UNIVERSITY MEDICAL CENTER | | 1 | | | 1 |
| HALIFAX FAMILY HEALTH CENTER | | | 1 | 100% | 1 |
| Pinnacle Assisted Living | | | 1 | 100% | 1 |
| CAH ACQUISITION COMPANY 11 LLC | | | 1 | 100% | 1 |
| OMNI HEALTHCARE URGENT CARE | | | 1 | 100% | 1 |
| DIXITKUMAR N MODI MD PA | | | 1 | 100% | 1 |
| Good Samaritan Society-Atkinson | | 1 | | | 1 |
| GRAND VILLA OF PINELLAS PARK | | | 1 | 100% | 1 |
| Kroger - KRO70300083 | | | 1 | 100% | 1 |
| FLORIDA DEPARTMENT OF HEALTH PALM BEACH COUNTY | | | 1 | 100% | 1 |
| DIAMOND SPEEDWAY DIALYSIS | | | 1 | 100% | 1 |
| LAKE LURE HEALTH CENTER | | | 1 | 100% | 1 |
| SARHA DOCTORS CENTER | | | 1 | 100% | 1 |

COVID-19: testing by laboratory

Data through Jan 24, 2021 verified as of Jan 25, 2021 at 09:25 AM

Data in this report are provisional and subject to change.

The numbers in the table below represent the number of Florida and non-Florida residents for whom test results were received by the Department of Health. A person can be tested by more than one laboratory and can have both positive and negative results. **Therefore, the sum of the numbers in each column will be larger than the total number of people tested.**

| Reporting lab | Inconclusive | Negative | Positive | Percent positive | Total |
|--|--------------|----------|----------|------------------|-------|
| WALGREENS #06025 | | 1 | | | 1 |
| ARLINGTON ADULT RESIDENTIAL FACILITY, INC | | | 1 | 100% | 1 |
| ADVENTHEALTH MEDICAL GROUP PEDIATRICS DIABETES & | | | 1 | 100% | 1 |
| MEMORIAL HERMANN SOUTHWEST HOSPITAL | | | 1 | 100% | 1 |
| Walgreens #12427 | | | 1 | 100% | 1 |
| Carrollton Manor Inc | | 1 | | | 1 |
| DORAL KIDNEY CENTER | | | 1 | 100% | 1 |
| WELLCARE URGENT CARE | | | 1 | 100% | 1 |
| MIAMI CHILDRENS HOSPITAL MIDTOWN OUTPATIENT CENTER | | | 1 | 100% | 1 |
| Walgreens #3661 | | 1 | | | 1 |
| WELLMED AT LINEBAUGH AVE | | | 1 | 100% | 1 |
| HIGHLANDS CLINICAL LABORATORY | | | 1 | 100% | 1 |
| Cottage of the Shoals | | 1 | | | 1 |
| CFHC - FROSTPROOF | | | 1 | 100% | 1 |
| SOUTHWEST REGIONAL PCR LABORATORY | | | 1 | 100% | 1 |
| MDS PHARMA SERVICES | | 1 | | | 1 |
| NULEASE MEDICAL SOLUTIONS | | | 1 | 100% | 1 |
| BORINQUEN HEALTH CENTER | | | 1 | 100% | 1 |
| COMMUNITY | | | 1 | 100% | 1 |
| GENESIS FAMILY PRACTICE | | | 1 | 100% | 1 |
| RESIDENCES AT MIAMI / REIGN GARDENS LLC, THE | | | 1 | 100% | 1 |
| TAYLOR COUNTY HEALTH DEPARTMENT | | | 1 | 100% | 1 |
| INTERMOUNTAIN MEDICAL CENTER | | | 1 | 100% | 1 |
| WALKIN MEDICAL URGENT CARE,NEW CITY | | | 1 | 100% | 1 |
| COLONIAL MEDICAL CENTER-EAST ORLANDO | | | 1 | 100% | 1 |
| ADVENTHEALTH MEDICAL GROUP ADULT AND SENIOR HEALTH | | | 1 | 100% | 1 |
| Masonic Medical Research Institute | | | 1 | 100% | 1 |
| CVS IL3163POCT OAK PARK | | 1 | | | 1 |
| STERLING HOUSE OF PORT ORANGE | | 1 | | | 1 |
| Trucare Living Centers - Columbus | | 1 | | | 1 |
| Hillside Manor Rehabilitation and Extended Care Center | | 1 | | | 1 |
| MEDICAL ASSOCIATES OF BREVARD LLC | | 1 | | | 1 |
| CVS CT1123POCT SOUTHBURY | | 1 | | | 1 |
| Kroger 596 - The Little Clinic Brentwood | | 1 | | | 1 |
| AMERICAN LAB LLC | | 1 | | | 1 |
| ALTA BATES SUMMIT MEDICAL CENTER CLINICAL LAB | | | 1 | 100% | 1 |
| ADVANCE CARDIOVASCULAR IMAGING, INC | | | 1 | 100% | 1 |
| MEADOWS PARK HEALTH AND REHABILITATION | | 1 | | | 1 |
| BLUETAIL MEDICAL GROUP, LLC | | | 1 | 100% | 1 |
| NORTHWEST TEXAS HEALTHCARE SYSTEM,INC | | | 1 | 100% | 1 |
| ATRIA TAMARAC | | | 1 | 100% | 1 |
| HARDIN MEMORIAL HOSPITAL - HEARTLAND PATHOLOGY CONSULTANTS | | | 1 | 100% | 1 |
| FAIRVIEW SOUTHDALE | | | 1 | 100% | 1 |
| NONA MEDICAL ARTS | | 1 | | | 1 |
| MALUHIA | | 1 | | | 1 |
| ST MARY'S OF SAGINAW | | 1 | | | 1 |

COVID-19: testing by laboratory

Data through Jan 24, 2021 verified as of Jan 25, 2021 at 09:25 AM

Data in this report are provisional and subject to change.

The numbers in the table below represent the number of Florida and non-Florida residents for whom test results were received by the Department of Health. A person can be tested by more than one laboratory and can have both positive and negative results. **Therefore, the sum of the numbers in each column will be larger than the total number of people tested.**

| Reporting lab | Inconclusive | Negative | Positive | Percent positive | Total |
|---|--------------|----------|----------|------------------|-------|
| AURORA CONSOLIDATED LABORATORY | | | 1 | 100% | 1 |
| STEWART FLORIDA ALF, INC | | | 1 | 100% | 1 |
| BERKSHIRE MEDICAL CENTER | | | 1 | 100% | 1 |
| CVS PA2582POCT SPRINGFIELD | | 1 | | | 1 |
| MEDCARE QUALITY MEDICAL CENTER LLC | | | 1 | 100% | 1 |
| MINUTE CLINIC LLC #6765 | | 1 | | | 1 |
| LAKE BALDWIN | | | 1 | 100% | 1 |
| BROOKDALE PALM BEACH GARDENS | | | 1 | 100% | 1 |
| MEDEXPRESS URGENT CARE - ROSS TOWNSHIP | | 1 | | | 1 |
| LabCorp L#09258295 M#09258285 | | | 1 | 100% | 1 |
| MINUTECLINIC DIAGNOSTICS OF OKLAHOMA | | 1 | | | 1 |
| Rio Grande City Nursing and Rehab Center | | | 1 | 100% | 1 |
| PINELLAS CHD - CLEARWATER | | | 1 | 100% | 1 |
| CVS TN7698POCT KNOXVILLE | | 1 | | | 1 |
| Piqua Manor | | 1 | | | 1 |
| ALLEGANY COUNTY DEPARTMENT OF HEALTH | | 1 | | | 1 |
| CARESPOT - LEE VISTA | | | 1 | 100% | 1 |
| CLEVELAND CLINIC OUTPATIENT LABORATORY | | | 1 | 100% | 1 |
| LEGACY ER AND URGENT CARE | | | 1 | 100% | 1 |
| DISCOVERY AT HOME, LLC | | | 1 | 100% | 1 |
| ALLIANCE LABORATORY SERVICES | | | 1 | 100% | 1 |
| MINUTECLINIC DIAGNOSTIC OF VIRGINIA, LLC #1416 | | 1 | | | 1 |
| Kroger 353 - The Little Clinic Harpers Point | | 1 | | | 1 |
| CVS SC2497POCT LEXINGTON | | 1 | | | 1 |
| ROBERTS WESLEYAN COLLEGE HEALTH CENTE | | 1 | | | 1 |
| CARDIAC AND VASCULAR CONSULTANTS MD PA | | 1 | | | 1 |
| USCG ABBOTT BINAXNOW | | | 1 | 100% | 1 |
| PALMA CEIA MED GROUP-SWANN | | 1 | | | 1 |
| WELLPATH | | | 1 | 100% | 1 |
| Hillside Rehab and Care Center | | | 1 | 100% | 1 |
| DE TAR HOSPITAL | | | 1 | 100% | 1 |
| FAMILY MEDICAL CLINIC KENDALL LLC | | | 1 | 100% | 1 |
| TAMPA HEALTH CARE PROVIDERS PA | | 1 | | | 1 |
| Strasburg Care Center | | 1 | | | 1 |
| ADVENTHEALTH MEDICAL GROUP COMMUNITY MEDICINE | | | 1 | 100% | 1 |
| HUNTSVILLE HOSPITAL | | | 1 | 100% | 1 |
| TENNOVA ER - SANGO | | | 1 | 100% | 1 |
| CARESPOT EXPRESS HEALTHCARE BOYNTON BEACH | | | 1 | 100% | 1 |
| ADVANCED LABORATORY SERVICES | | | 1 | 100% | 1 |
| SOUTHEASTERN INTEGRATED MEDICAL PL | | | 1 | 100% | 1 |
| CARE CENTERS OF NASSAU, LLC - HENDRICKS RD | | 1 | | | 1 |
| LEE MEMORIAL HOSPITAL OUTPATIENT SURGERY CENTER | | | 1 | 100% | 1 |
| SOUTH BEND MEDICAL FOUNDATION | | | 1 | 100% | 1 |
| Excel Care Center | | | 1 | 100% | 1 |
| BREVARD FAMILY WALK IN CLINIC | | | 1 | 100% | 1 |
| BROOKSVILLE REGIONAL HOSPITAL | | | 1 | 100% | 1 |

COVID-19: testing by laboratory

Data through Jan 24, 2021 verified as of Jan 25, 2021 at 09:25 AM

Data in this report are provisional and subject to change.

The numbers in the table below represent the number of Florida and non-Florida residents for whom test results were received by the Department of Health. A person can be tested by more than one laboratory and can have both positive and negative results. **Therefore, the sum of the numbers in each column will be larger than the total number of people tested.**

| Reporting lab | Inconclusive | Negative | Positive | Percent positive | Total |
|--|--------------|----------|----------|------------------|-------|
| FLORIDA HOSPITAL TRANSPLANT CENTER | | 1 | | | 1 |
| CVS AZ7841POCT TUCSON | | 1 | | | 1 |
| CUSTOM SCRIPTS PHARMACY | | 1 | | | 1 |
| FLORIDA HEART AND VASCULAR MULTISPECIALTY GROUP PA | | | 1 | 100% | 1 |
| FLORIDA DEPARTMENT OF HEALTH SEMINOLE COUNTY | | 1 | | | 1 |
| A G RHODES HOME AT WESLEY WOODS | | 1 | | | 1 |
| BAYLOR SCOTT & WHITE MEDICAL SURGICAL CLINIC | | | 1 | 100% | 1 |
| DOCTORS CARE OF PALM COAST | | | 1 | 100% | 1 |
| ABSOLUTE HEALTH INTERNAL MEDICINE AND PEDIATRICS | | 1 | | | 1 |
| Eddy Memorial Geriatric Center | | 1 | | | 1 |
| ACCURATE HEALTH SERVICES CORP | | | 1 | 100% | 1 |
| CLERMONT PEDIATRICS, PA | | | 1 | 100% | 1 |
| EH FARGO HOSPITAL LABORATORY | | | 1 | 100% | 1 |
| ARIZONA STATE LABORATORY | | | 1 | 100% | 1 |
| CVS AZ9210POCT SCOTTSDALE | | 1 | | | 1 |
| HARRIS URGENT CARE CENTER | | | 1 | 100% | 1 |
| CVS NV5942POCT LAS VEGAS | | 1 | | | 1 |
| TRUMAN MEDICAL CENTER - HOSPITAL HILL | | | 1 | 100% | 1 |
| MINUTECLINIC DIAGNOSTIC OF OHIO #4401 | | 1 | | | 1 |
| ALPHA CLINICAL LABORATORY CORP. | | | 1 | 100% | 1 |
| PROVIDENCE ST PETER HOSPITAL | | 1 | | | 1 |
| Manor Care Health Care Services - Williamsport North | | 1 | | | 1 |
| Kroger 753 - The Little Clinic Goss Avenue | | 1 | | | 1 |
| WALGREEN#12147 | | 1 | | | 1 |
| KANSAS CITY VA MEDICAL CENTER | | | 1 | 100% | 1 |
| MANOR CARE OF DELRAY BEACH FL LLC | | 1 | | | 1 |
| HEALTH ALLIANCE | | | 1 | 100% | 1 |
| Lutheran Community at Telford | | 1 | | | 1 |
| HILTON HEAD HOSPITAL/INPATIENT | | | 1 | 100% | 1 |
| Hearthstone Nursing and Rehabilitation Center | | 1 | | | 1 |
| SOUTH FLORIDA RESEARCH ORGANIZATION | | | 1 | 100% | 1 |
| CONCORDIA MANOR | | | 1 | 100% | 1 |
| SIGNATURE CARE MEMORIAL CITY | | | 1 | 100% | 1 |
| MEDCOR CORPORATE CLINIC | | | 1 | 100% | 1 |
| THE MEDICAL CENTER AT BOWLING GREEN | | | 1 | 100% | 1 |
| NEMOURS CHILDRENS PRIMARY CARE CLERMONT | | | 1 | 100% | 1 |
| COLLIER BLVD HMA PHYSICIANS MANAGEMENT LLC | | | 1 | 100% | 1 |
| CARBON HEALTH | | | 1 | 100% | 1 |
| Crowne Place Assisted Living | | 1 | | | 1 |
| UNIVERSITY OF IOWA HOSPITALS & CLINICS | | | 1 | 100% | 1 |
| Lynwood | | 1 | | | 1 |
| NEW SMYRNA BEACH AMBULATORY CARE CTR | | | 1 | 100% | 1 |
| MEDICAL CENTER | | | 1 | 100% | 1 |
| MISSION HOSPITAL | | | 1 | 100% | 1 |
| MERITER LABORATORIES | | | 1 | 100% | 1 |
| HUMC | | 1 | | | 1 |

COVID-19: testing by laboratory

Data through Jan 24, 2021 verified as of Jan 25, 2021 at 09:25 AM

Data in this report are provisional and subject to change.

The numbers in the table below represent the number of Florida and non-Florida residents for whom test results were received by the Department of Health. A person can be tested by more than one laboratory and can have both positive and negative results. **Therefore, the sum of the numbers in each column will be larger than the total number of people tested.**

| Reporting lab | Inconclusive | Negative | Positive | Percent positive | Total |
|--|--------------|----------|----------|------------------|-------|
| BAPTIST HOSPITAL LABORATORY | | | 1 | 100% | 1 |
| Kroger 419 - The Little Clinic Farmington/Exeter | | 1 | | | 1 |
| EASTSIDE URGENT CARE | | | 1 | 100% | 1 |
| PATHOLOGY | | 1 | | | 1 |
| CVS SC2250POCT COLUMBIA | | 1 | | | 1 |
| PINNACLE DIALYSIS | | 1 | | | 1 |
| NONA PEDIATRIC CENTER | | | 1 | 100% | 1 |
| Kroger 126 - The Little Clinic Cottonwood | | 1 | | | 1 |
| ASSOCIATES MD MEDICAL GROUP INC | | | 1 | 100% | 1 |
| SOUTHWEST ORLANDO FAMILY MEDICINE, PL | | | 1 | 100% | 1 |
| LOUIS STOKES CLEVELAND VA MEDICAL CENTER | | | 1 | 100% | 1 |
| NORTHWEST FLORIDA SPECIALTY PHYSICIANS LLC | | 1 | | | 1 |
| ADVENTHEALTH DURAND | | | 1 | 100% | 1 |
| BAYMEADOWS PEDIATRIC CARE | | 1 | | | 1 |
| MEDEX CLINIC LLC | | | 1 | 100% | 1 |
| PREMIER PEDIATRICS | | | 1 | 100% | 1 |
| Dugan Memorial Home | | 1 | | | 1 |
| MENORAH MANOR | | | 1 | 100% | 1 |
| UNIVERSITY OF SOUTH FLORIDA | | | 1 | 100% | 1 |
| Eagle Health and Rehabilitation | | 1 | | | 1 |
| Sherwood Oaks Health Center | | | 1 | 100% | 1 |
| VETERANS AFFAIRS MEDICAL CENTER - EAST ORANGE | | | 1 | 100% | 1 |
| SPHERE DX | | | 1 | 100% | 1 |
| SUTTER GOULD MEDICAL FOUNDATION | | | 1 | 100% | 1 |
| SACRED HEART HOSPITAL NURSING | | | 1 | 100% | 1 |
| ST. JOHN HOSPITAL & MEDICAL CENTER | | | 1 | 100% | 1 |
| LCMC LAB SUBSECTION | | 1 | | | 1 |
| CATHEDRAL GERONTOLOGY CENTER DBA CATHEDRAL CARES | | | 1 | 100% | 1 |
| PALM BAY FAMILY PRACTICE | | | 1 | 100% | 1 |
| HALIFAX HEALTH PRIMARY CARE ORMOND | | | 1 | 100% | 1 |
| BROADWAY HEALTH FLORIDA MEDICAL CLINIC URGENT CARE | | | 1 | 100% | 1 |
| CIGNA GATEWAY | | | 1 | 100% | 1 |
| FHPG SURGICAL ASSOCIATES OF EAST PASCO | | | 1 | 100% | 1 |
| LARKIN COMMUNITY HOSPITAL PALM SPRINGS CAMPUS | | | 1 | 100% | 1 |
| ELLIS HOSPITAL URGENT CARE CENTER LAB | | 1 | | | 1 |
| IM&P WELLNES CENTER | | | 1 | 100% | 1 |
| NEW ERA HEALTH CENTER INC | | 1 | | | 1 |
| MAYO CLINICAL LABORATORIES | | 1 | | | 1 |
| CVS DC1340POCT WASHINGTON | | 1 | | | 1 |
| HAWAII DEPARTMENT OF HEALTH LAB | | | 1 | 100% | 1 |
| Lenbrook | | 1 | | | 1 |
| SOUTH FLORIDA URGENT CARE CENTERS, LLC | | | 1 | 100% | 1 |
| CAROMONT HEALTH | | | 1 | 100% | 1 |
| HENRICO DOCTOR'S LABORATORY | | | 1 | 100% | 1 |
| CVS IL2297144CV CHICAGO | | 1 | | | 1 |
| MOUNT SINAI MEDICAL CENTER AVENTURA ER | | | 1 | 100% | 1 |

COVID-19: testing by laboratory

Data through Jan 24, 2021 verified as of Jan 25, 2021 at 09:25 AM

Data in this report are provisional and subject to change.

The numbers in the table below represent the number of Florida and non-Florida residents for whom test results were received by the Department of Health. A person can be tested by more than one laboratory and can have both positive and negative results. **Therefore, the sum of the numbers in each column will be larger than the total number of people tested.**

| Reporting lab | Inconclusive | Negative | Positive | Percent positive | Total |
|--|--------------|----------|----------|------------------|-------|
| WEILL CORNELL MEDICAL ASSOCIATES - EAST SIDE | | 1 | | | 1 |
| AVALON MEDICAL WALK IN CLINIC | | | 1 | 100% | 1 |
| PREMIER MOBILE HEALTH SERVICES, LLC | | | 1 | 100% | 1 |
| ALLIED PEDIATRICS & FAMILY MEDICINE | | | 1 | 100% | 1 |
| SHELBYVILLE HOSPITAL COMPANY | 1 | | | | 1 |
| HABANA HEALTH CARE CENTER | | | 1 | 100% | 1 |
| ST CATHERINE HOSPITAL LABORATORY | | | 1 | 100% | 1 |
| NASSAU UNIVERSITY MEDICAL CENTER DEPT | | 1 | | | 1 |
| CURELOGICS WOUND CARE & HYPERBARIC CENTER | | 1 | | | 1 |
| CHIEFLAND MEDICAL CENTER | | | 1 | 100% | 1 |
| CVS IN6572POCT INDIANAPOLIS | | 1 | | | 1 |
| Chestnut Ridge Nursing & Rehab | | 1 | | | 1 |
| LEHIGH REGIONAL WOUND CENTER | | | 1 | 100% | 1 |
| BL DIAGNOSTICS LLC | | | 1 | 100% | 1 |
| PATHOLOGYT & LAB MEDICINE SERVICES | | | 1 | 100% | 1 |
| CVS NV9586POCT RENO | | 1 | | | 1 |
| PARK AVENUE PEDIATRICS PC | | 1 | | | 1 |
| IVAN, MAYA | | | 1 | 100% | 1 |
| PHYSICIANS IMMEDIATE CARE | | | 1 | 100% | 1 |
| KEY WEST HMA PHYSICIAN MANAGEMENT, LLC | | | 1 | 100% | 1 |
| SANTA BARABARA ALF LLC (THE WINDSOR) | | | 1 | 100% | 1 |
| RIDGE OPTUM FLORIDA | | | 1 | 100% | 1 |
| LUMICO LIFE INSURANCE COMPANY | | 1 | | | 1 |
| Florida Baptist Retirement Center | | 1 | | | 1 |
| FLORIDA HOSPITAL LAB | | | 1 | 100% | 1 |
| PRIMARY CARE & PEDIATRICS - SHEPHERSTOWN | | 1 | | | 1 |
| LABORATORIO BUENA SALUD | | | 1 | 100% | 1 |
| WALGREENS #01398 | | | 1 | 100% | 1 |
| BUFFALO VAMC | | | 1 | 100% | 1 |
| MCH PHYSICIANS GROUP | | | 1 | 100% | 1 |
| APALACHEE CENTER INC | | 1 | | | 1 |
| GRAND VIEW HOSPITAL | | | 1 | 100% | 1 |
| Valley Center (WV) | | | 1 | 100% | 1 |
| NATION'S BEST CARE HOME HEALTH | | | 1 | 100% | 1 |
| UT HEALTH RIO GRANDE VALLEY PRIMARY CARE AT | | | 1 | 100% | 1 |
| DOCTORS CARE - GREER | | 1 | | | 1 |
| AURORA HEALTH CARE METRO INC | | | 1 | 100% | 1 |
| MEMORIALCARE LONG BEACH MEDICAL CENTER | | | 1 | 100% | 1 |
| ST GERARD'S COMMUNITY OF CARE | | 1 | | | 1 |
| FAMILY MEDICAL CENTRE | | | 1 | 100% | 1 |
| ELKHART GENERAL HOSPITAL | | | 1 | 100% | 1 |
| NHC HealthCare St. Charles | | 1 | | | 1 |
| Douglas County Health Center | | 1 | | | 1 |
| Jacaranda Manor | | | 1 | 100% | 1 |
| CVS TX7827POCT ROUND ROCK | | 1 | | | 1 |
| RAMBAM URGENT CARE | | | 1 | 100% | 1 |

COVID-19: testing by laboratory

Data through Jan 24, 2021 verified as of Jan 25, 2021 at 09:25 AM

Data in this report are provisional and subject to change.

The numbers in the table below represent the number of Florida and non-Florida residents for whom test results were received by the Department of Health. A person can be tested by more than one laboratory and can have both positive and negative results. **Therefore, the sum of the numbers in each column will be larger than the total number of people tested.**

| Reporting lab | Inconclusive | Negative | Positive | Percent positive | Total |
|--|--------------|----------|----------|------------------|-------|
| NF Escambia, LLC DBA Olive BranchHealth and Rehabilitaion Center | | | 1 | 100% | 1 |
| SUPERKIDS PEDIATRICS | | | 1 | 100% | 1 |
| SELECT MEDICAL CLINIC | | | 1 | 100% | 1 |
| ADVANCED CARDIOVASCULAR DIAGNOSTICS OF FL | | | 1 | 100% | 1 |
| CLEMENT MANOR HEALTH CENTER | | 1 | | | 1 |
| NIBHA MEDIRATTA MD PL | | | 1 | 100% | 1 |
| VA COMMUNITY BASED CLINIC - LAKE CITY | | | 1 | 100% | 1 |
| CSL PLASMA LAB | | | 1 | 100% | 1 |
| INFECTION CONTROL DEPT | | | 1 | 100% | 1 |
| HEALTHCARE FOR THE HOMELESS | | | 1 | 100% | 1 |
| ST JOHN'S HOME CARE | | | 1 | 100% | 1 |
| Oakland Nursing and Rehabilitation Center | | 1 | | | 1 |
| HENRY FORD HOSPITAL | | | 1 | 100% | 1 |
| MC DIAGNOSTIC OF CONNECTICUT, PC #114 | | 1 | | | 1 |
| DELAWARE DEPARTMENT OF HEATH | | | 1 | 100% | 1 |
| BASCOM PALMER-MICRO LAB | | | 1 | 100% | 1 |
| Metairie Healthcare Center | | | 1 | 100% | 1 |
| Kroger 407 - The Little Clinic Lexington | | 1 | | | 1 |
| EXPRESS TEST | | | 1 | 100% | 1 |
| TWIN | | | 1 | 100% | 1 |
| COMMUNITY MEDICAL CARE | | | 1 | 100% | 1 |
| MEDEXPRESS URGENT CARE - BENTON | | 1 | | | 1 |
| DEVLIN MANOR NURSING AND REHABILITATION | | 1 | | | 1 |
| MAYO CLINIC OUTPATIENT DIALYSIS CENTER | | | 1 | 100% | 1 |
| OAK HAVEN REHAB AND NURSING CENTER | | | 1 | 100% | 1 |
| WEST VIRGINIA LABORATORIES | | | 1 | 100% | 1 |
| CITRUS HEALTH NETWORK INC | | | 1 | 100% | 1 |
| ARNOLD PALMER HOSPITAL LAB POCT | | 1 | | | 1 |
| Harris Hill Nursing Facility | | 1 | | | 1 |
| Cornerstone at the Ranch | | 1 | | | 1 |
| CULVER CITY URGENT CARE | | | 1 | 100% | 1 |
| OCALA REGIONAL KIDNEY CENTER EAST | | | 1 | 100% | 1 |
| Vibralfel of El Paso Rehabilitation Center | | | 1 | 100% | 1 |
| PARTNERS IN PRIMARY CARE | | 1 | | | 1 |
| THE HOSPITALS OF PROVIDENCE EMERGENCY ROOM | | | 1 | 100% | 1 |
| CIRRUS DX | | | 1 | 100% | 1 |
| SOUTH TAMPA AFTER HOURS CLINIC | | | 1 | 100% | 1 |
| CEPERO PEDIATRICS PA | | | 1 | 100% | 1 |
| HOWELL BRANCH COURT | | | 1 | 100% | 1 |
| PARK AVENUE DERMATOLOGY NORTH | | | 1 | 100% | 1 |
| MIAMI-DADE COUNTY HEALTH DEPT. | | 1 | | | 1 |
| FREDERICK AVENUE GROUP HOME | | 1 | | | 1 |
| TRAVIS LEE THOMPSON MD | | | 1 | 100% | 1 |
| ST. MICHAEL'S ELITE HOSPITAL | | | 1 | 100% | 1 |
| BAXTER REGIONAL MEDICAL CENTER | | | 1 | 100% | 1 |
| TREASURE COAST MEDICAL CONCIERGE LLC | | | 1 | 100% | 1 |

COVID-19: testing by laboratory

Data through Jan 24, 2021 verified as of Jan 25, 2021 at 09:25 AM

Data in this report are provisional and subject to change.

The numbers in the table below represent the number of Florida and non-Florida residents for whom test results were received by the Department of Health. A person can be tested by more than one laboratory and can have both positive and negative results. **Therefore, the sum of the numbers in each column will be larger than the total number of people tested.**

| Reporting lab | Inconclusive | Negative | Positive | Percent positive | Total |
|--|--------------|----------|----------|------------------|-------|
| WATERTOWN URGENT CARE | | 1 | | | 1 |
| SAN JOSE CLINIC | | 1 | | | 1 |
| MEDEXPRESS URGENT CARE - DERBY N ROCK | | 1 | | | 1 |
| BNJ | | 1 | | | 1 |
| GENESEE COUNTY HEALTH DEPARTMENT | | 1 | | | 1 |
| SIMPLY HEALTHCARE AND WELLNESS CLINIC, PC | | | 1 | 100% | 1 |
| BLACKBERRY CENTER, THE | | 1 | | | 1 |
| ATHENA PLASTIC SURGERY | | 1 | | | 1 |
| GATEWAY LABORATORIES | | 1 | | | 1 |
| ADVANCE MD CARE | | | 1 | 100% | 1 |
| CVS MA2297677CV BOSTON | | 1 | | | 1 |
| WAYNE COUNTY PUBLIC HEALTH | | 1 | | | 1 |
| COBLESKILL REGIONAL HOSPITAL | | 1 | | | 1 |
| Kroger 907 - The Little Clinic Holland | | 1 | | | 1 |
| EAST COAST INSTITUTE FOR RESEARCH LLC | | | 1 | 100% | 1 |
| ENZO LABS INC | | | 1 | 100% | 1 |
| MOUNT SINAI COMPREHENSIVE CANCER CENTER | | | 1 | 100% | 1 |
| SIGNATURE CARE COLLEGE STATION | | | 1 | 100% | 1 |
| PRIMARY CARE SPECIALISTS OF ORLANDO LLC | | | 1 | 100% | 1 |
| LAKE MARY OPTUM FLORIDA | | | 1 | 100% | 1 |
| ATLANTIC DIAGNOSTICS | | | 1 | 100% | 1 |
| NEW YORK CITY DEPARTMENT OF HEALTH | | | 1 | 100% | 1 |
| PEDIATRIC URGENT CARE CENTR OF FORT WORTH-LA GRAN | | | 1 | 100% | 1 |
| KIDS CARE PEDIATRICS PA | | | 1 | 100% | 1 |
| CARTERSVILLE MEDICAL CENTER | | | 1 | 100% | 1 |
| LOWER KEYS COMMUNITY HEALTH CENTER | | | 1 | 100% | 1 |
| MINUTECLINIC DIAG OF IND, LLC #6250 | | 1 | | | 1 |
| REELFOOT FAMILY WALK-IN CLINIC | | 1 | | | 1 |
| COMMUNITY HEALTH CENTERS INC | | | 1 | 100% | 1 |
| C A R E S | | 1 | | | 1 |
| STAMFORD HOSPITAL | | | 1 | 100% | 1 |
| PRIMEX CLINICAL LABORATORIES INC | | | 1 | 100% | 1 |
| INDIANA STATE DEPARTMENT OF HEALTH CLINIC MICROBIOLOGY | | 1 | | | 1 |
| DW MCMILLAN MEMORIAL HOSPITAL LABORATORY | | | 1 | 100% | 1 |
| LAKEVIEW REGIONAL HOSPITAL | | | 1 | 100% | 1 |
| APS-SUMMIT CARE PHARMACY, LLC DBA OMNICARE | | 1 | | | 1 |
| MEDICAL SPECIALISTS OF THE PALM BEACHES INC | | | 1 | 100% | 1 |
| ALLIANCE MD DIRECT PRIMARY CARE | | | 1 | 100% | 1 |
| NORDX | | | 1 | 100% | 1 |
| CHC SOUTHWEST FLORIDA LAB-LIVE | | | 1 | 100% | 1 |
| FAST PACE URGENT CARE | | | 1 | 100% | 1 |
| WRIGHT PATTERSON AFB MEDICAL CENTER | | | 1 | 100% | 1 |
| Sears Coastal Nursing and Rehab | | 1 | | | 1 |
| CVS PA2687POCT EXTON | | 1 | | | 1 |
| Virginia Gay Nursing and Rehab | | 1 | | | 1 |
| WMC HEALTH GROUP OF KISSIMMEE LLC | | | 1 | 100% | 1 |

COVID-19: testing by laboratory

Data through Jan 24, 2021 verified as of Jan 25, 2021 at 09:25 AM

Data in this report are provisional and subject to change.

The numbers in the table below represent the number of Florida and non-Florida residents for whom test results were received by the Department of Health. A person can be tested by more than one laboratory and can have both positive and negative results. **Therefore, the sum of the numbers in each column will be larger than the total number of people tested.**

| Reporting lab | Inconclusive | Negative | Positive | Percent positive | Total |
|---|--------------|----------|----------|------------------|-------|
| PEDIATRIC ASSOCIATES - MIAMI LAKES | | 1 | | | 1 |
| ACUPATH LABORATORIES INC | | | 1 | 100% | 1 |
| WATERS EDGE ELEMENTARY SCHOOL | | | 1 | 100% | 1 |
| Long Beach Care Center | | | 1 | 100% | 1 |
| Regency Square | | | 1 | 100% | 1 |
| MEDEXPRESS URGENT CARE - MARTINSVILLE | | 1 | | | 1 |
| OHIOHEALTH URGENT CARE | | | 1 | 100% | 1 |
| Diversicare of Smyrna | | 1 | | | 1 |
| Kroger 57 - The Little Clinic Jay C Charlestown | | 1 | | | 1 |
| LADY OF THE SEA HOSPITAL LAB | | | 1 | 100% | 1 |
| GRAND VILLA OF LAKE LAND | | 1 | | | 1 |
| RIDGEFIELD PEDIATRIC ASSOCIATES | | 1 | | | 1 |
| University Plaza Rehabilitation and Nursing | | | 1 | 100% | 1 |
| COLUMBIA CREST CARE & RAHAB | | 1 | | | 1 |
| HENRY FORD WEST BLOOMFIELD HOSPITAL | | | 1 | 100% | 1 |
| CLEVELAND CLINIC AKRON GENERAL | | | 1 | 100% | 1 |
| LIBERTY HEALTH CENTER | | | 1 | 100% | 1 |
| Vi at Aventura | | 1 | | | 1 |
| Kroger 825 - The Little Clinic Dorothy Lane | | 1 | | | 1 |
| GIBSON AREA PRIMARY CARE | | | 1 | 100% | 1 |
| MEDERI CARETENDERS | | | 1 | 100% | 1 |
| MIL LAKE HEALTHCARE CENTER INC PEDIATRICS | | | 1 | 100% | 1 |
| MID FLORIDA COMMUNITY SERVICES | | | 1 | 100% | 1 |
| Kroger 49 - The Little Clinic Wichita - 21st St. | | | 1 | 100% | 1 |
| CORPUS CHRISTI MEDICAL CENTER | | | 1 | 100% | 1 |
| DEACONESS URGENT CARE CENTER | | | 1 | 100% | 1 |
| ASCENSION ST VINCENT'S - WESTSIDE | | | 1 | 100% | 1 |
| bishop rehabilitation and nursing center | | 1 | | | 1 |
| BAPTIST HEALTH PRIMARY CARE AT DORAL | | | 1 | 100% | 1 |
| CLINICAL CARE, INC | | | 1 | 100% | 1 |
| SUNCOAST COMMUNITY HEALTH CENTERS INC | | 1 | | | 1 |
| COMMONWEALTH OF VIRGINIA DIVISION OF CONSOLIDATED LABORATORY SERVICES | | | 1 | 100% | 1 |
| LEXINGTON PLACE SENIOR LIVING COMMUNITY | | 1 | | | 1 |
| Caldwell Care | | 1 | | | 1 |
| SOUTHERN WINDS | | | 1 | 100% | 1 |
| Jersey City Medical Center | | 1 | | | 1 |
| UNIVERSITY OF MARYLAND PATHOLOGY ASSOCIATES | | | 1 | 100% | 1 |
| DEPARTMENT OF HEALTH AND ENVIRONMENTAL CONTROL | | | 1 | 100% | 1 |
| HEART HOSPITAL OF LAFAYETTE: EMERGENCY ROOM | | | 1 | 100% | 1 |
| CHIPLEY DIALYSIS | | | 1 | 100% | 1 |
| MY URGENT CARE CLINIC | | | 1 | 100% | 1 |
| ACCOMPLISHED HOME CARE | | 1 | | | 1 |
| CROSS CREEK HEALTH CARE | | 1 | | | 1 |
| PIONEER CLINICAL RESEARCH LLC | | | 1 | 100% | 1 |
| MARQUETTE GENERAL HOSPITAL | | | 1 | 100% | 1 |
| Bethany Manor | | 1 | | | 1 |

COVID-19: testing by laboratory

Data through Jan 24, 2021 verified as of Jan 25, 2021 at 09:25 AM

Data in this report are provisional and subject to change.

The numbers in the table below represent the number of Florida and non-Florida residents for whom test results were received by the Department of Health. A person can be tested by more than one laboratory and can have both positive and negative results. **Therefore, the sum of the numbers in each column will be larger than the total number of people tested.**

| Reporting lab | Inconclusive | Negative | Positive | Percent positive | Total |
|---|--------------|----------|----------|------------------|-------|
| ABBOTT LABORATORIES - OCCUPATIONAL HEALTH SERVICES | | | 1 | 100% | 1 |
| Portsmouth Health and Rehab | | | 1 | 100% | 1 |
| LAKE MARY PEDIATRICS | | | 1 | 100% | 1 |
| BAPTIST HEALTH EXPRESS CARE | | | 1 | 100% | 1 |
| MEDEXPRESS URGENT CARE - MYLAN | | | 1 | 100% | 1 |
| TAMPA GENERAL MEDICAL GROUP LABORATORY HEALTHPARK | | | 1 | 100% | 1 |
| Kroger 519 - The Little Clinic Staples Mill Road | | 1 | | | 1 |
| TREASURE COAST COMMUNITY HEALTH INC | | | 1 | 100% | 1 |
| Signature Healthcare of Georgetown | | 1 | | | 1 |
| SHAMRA MEDICAL LABORATORY | | | 1 | 100% | 1 |
| SKY RIDGE MEDICAL CENTER - MICRO | | | 1 | 100% | 1 |
| MEMORIAL HERMANN HOSPITAL | | | 1 | 100% | 1 |
| FIU HEALTH CARE CENTER | | | 1 | 100% | 1 |
| AUGUSTA HEALTH CLINICAL LABORATORY | | | 1 | 100% | 1 |
| WEST COAST CLINICAL LABS INC | | | 1 | 100% | 1 |
| UMASS MEMORIAL MEDICAL CENTER, INC | | 1 | | | 1 |
| Avera Sr. James Care Center | | 1 | | | 1 |
| MAYO CLINIC BEACHES PRIMARY CARE CTR | | 1 | | | 1 |
| MINUTECLINIC, LLC #07876 | | | 1 | 100% | 1 |
| COVID TESTING LLC | | | 1 | 100% | 1 |
| SOUTHWOOD HEALTHCARE CENTER | | 1 | | | 1 |
| SWIFTCARE URGENT CARE, PLLC | | | 1 | 100% | 1 |
| MARYLAND DEPARTMENT OF HEALTH AND MENTAL HYGIENE-LABORATORIES | | | 1 | 100% | 1 |
| BAPTIST HEALTH SURGERY CENTER | | | 1 | 100% | 1 |
| ENCOMPASS HEALTH REHABILITATION | | | 1 | 100% | 1 |
| HOUSTON DEPARTMENT OF HEALTH AND HUMAN SERVICES | | | 1 | 100% | 1 |
| SOUTHERN BREEZE HEALTHCARE | | | 1 | 100% | 1 |
| The Palms Nursing and Rehabilitation | | 1 | | | 1 |
| MEDICAL ASSOCIATES OF PINELLAS - LAB | | | 1 | 100% | 1 |
| Kroger 968 - The Little Clinic Colerain Township | | 1 | | | 1 |
| FHCP ASC - ORANGE CITY | | | 1 | 100% | 1 |
| Life Care Center of Auburn | | 1 | | | 1 |
| Kroger 395 - The Little Clinic Blanchester | | 1 | | | 1 |
| UHS BINGHAMTON GENERAL | | | 1 | 100% | 1 |
| DR JAMES D FORBES FAMILY CARE CENTER | | | 1 | 100% | 1 |
| DOCTORS AFTER HOURS URGENT CARE CENTER | | | 1 | 100% | 1 |
| SANDALWOOD NURSING CENTER | | 1 | | | 1 |
| NAVARRO MEDICAL CENTERS LLC | | | 1 | 100% | 1 |
| ODYSSEY HEALTH CARE OF MARION COUNTY LLC | | 1 | | | 1 |
| FAMILY CARE SPECIALISTS OF ORLANDO | | | 1 | 100% | 1 |
| UNLIMITED MEDICAL SERVICES OF FL PL DBA | | 1 | | | 1 |
| LAKELAND REGIONAL HEALTH GRASSLANDS | | 1 | | | 1 |
| HOME AIDE SVC OF EASTERN NY INC D/B/A | | 1 | | | 1 |
| TLC MEDICAL | | | 1 | 100% | 1 |
| HEARTLAND REGIONAL MEDICAL CENTER | | 1 | | | 1 |
| DIAGNOSTIC GROUP INTEGRATED HEALTHCARE | | | 1 | 100% | 1 |

COVID-19: testing by laboratory

Data through Jan 24, 2021 verified as of Jan 25, 2021 at 09:25 AM

Data in this report are provisional and subject to change.

The numbers in the table below represent the number of Florida and non-Florida residents for whom test results were received by the Department of Health. A person can be tested by more than one laboratory and can have both positive and negative results. **Therefore, the sum of the numbers in each column will be larger than the total number of people tested.**

| Reporting lab | Inconclusive | Negative | Positive | Percent positive | Total |
|---|--------------|----------|----------|------------------|-------|
| BROOKDALE VERO BEACH SOUTH AL | | 1 | | | 1 |
| RIVERSIDE COUNTY PUBLIC HEALTH LABORATORY | | | 1 | 100% | 1 |
| Kroger 426 - The Little Clinic Suwanee | | 1 | | | 1 |
| 1ST CHOICE URGENT CARE CENTER LLC | | | 1 | 100% | 1 |
| PALM COAST DRAW STATION/AMERICAN HEALTH ASSOCIATES | | 1 | | | 1 |
| Villages of St.Peters | | 1 | | | 1 |
| BAYCARE OUTREACH LAB AT NEW TAMPA | | | 1 | 100% | 1 |
| The Pines at Poughkeepsie Center for Nursing and Rehabilitation | | 1 | | | 1 |
| PEDIATRIC PARTNERS OF ZEPHYRHILLS PA | | | 1 | 100% | 1 |
| LABONE | | 1 | | | 1 |
| Kroger 130 - The Little Clinic Colorado Springs | | 1 | | | 1 |
| ADVENTHEALTH MEDICAL GROUP SENIOR HEALTH AT | | | 1 | 100% | 1 |
| WVU MEDICINE AT SUNCREST TOWNE CENTRE | | | 1 | 100% | 1 |
| MINUTECLINIC DIAGNOSTIC OF OHIO #5060 | | 1 | | | 1 |
| GIFFORD MEMORIAL HOSPITAL | | 1 | | | 1 |
| CYPRESS VILLAGE REHAB CENTER | | 1 | | | 1 |
| PARRISH MEDICAL GROUP | | | 1 | 100% | 1 |
| SOMERSET | | | 1 | 100% | 1 |
| WW Chem Auto SS | | | 1 | 100% | 1 |
| CAMBRIDGE HEALTH ALLIANCE | | | 1 | 100% | 1 |
| UNIVERSITY OF BALTIMORE WASHINGTON MEDICAL CENTER | | | 1 | 100% | 1 |
| REEVES COUNTY HOSPITAL DISTRICT | | | 1 | 100% | 1 |
| UNIVERSITY URGENT CARE | | | 1 | 100% | 1 |
| SUMMIT COUNTY PUBLIC HEALTH DEPARTMENT | | | 1 | 100% | 1 |
| CVS IL8753POCT CHICAGO | | 1 | | | 1 |
| IZ MEDICAL | | 1 | | | 1 |
| MIAMI CEREBRAL PALSY RESIDENTIAL | | | 1 | 100% | 1 |
| CARENOW URGENT CARE - SPRING | | | 1 | 100% | 1 |
| MINNESOTA DEPARTMENT OF HEALTH LABORATORY | | | 1 | 100% | 1 |
| CRYSTAL RIVER FIRE DEPARTMENT | | | 1 | 100% | 1 |
| TRIPLE O MEDICAL SERVICES INC | | | 1 | 100% | 1 |
| BROOKS REHAB | | | 1 | 100% | 1 |
| BARRINGTON TERRACE NAPLES | | | 1 | 100% | 1 |
| DAUGHTERS OF SARAH NURSING CENTER | | 1 | | | 1 |
| GATEWAY HEALTHCARE, PC | | | 1 | 100% | 1 |
| WillowBrooke Court at Westminster Village | | 1 | | | 1 |
| NORTH BROWARD MEDICAL CENTER | | | 1 | 100% | 1 |
| KROGER 915 - THE LITTLE CLINIC ANDERSON | | | 1 | 100% | 1 |
| Moab Regional Hospital | | | 1 | 100% | 1 |
| MINUTECLINIC LLC (2335) | | 1 | | | 1 |
| PRIMACARE MEDICAL LAKEWOOD | | | 1 | 100% | 1 |
| PULMONARY MEDICINE | | 1 | | | 1 |
| Kroger - KRO70600172 | | 1 | | | 1 |
| SUSAN F. WILLIAMS M.D., P.A. | | | 1 | 100% | 1 |
| Kroger 717 - The Little Clinic Dolphin Drive | | | 1 | 100% | 1 |
| UMASS MEMORIAL/MARLBORO HOSPITAL | | | 1 | 100% | 1 |

COVID-19: testing by laboratory

Data through Jan 24, 2021 verified as of Jan 25, 2021 at 09:25 AM

Data in this report are provisional and subject to change.

The numbers in the table below represent the number of Florida and non-Florida residents for whom test results were received by the Department of Health. A person can be tested by more than one laboratory and can have both positive and negative results. **Therefore, the sum of the numbers in each column will be larger than the total number of people tested.**

| Reporting lab | Inconclusive | Negative | Positive | Percent positive | Total |
|---|--------------|----------|----------|------------------|-------|
| CLINICAL TRIALS OF TAMPA LLC | | 1 | | | 1 |
| CENTRAL FLORIDA HOSPITALIST | | | 1 | 100% | 1 |
| LAKELAND MEDICAL CENTER | | | 1 | 100% | 1 |
| ADVANCED INDIVIDUALIZED MEDICINE OF NAPLES | | | 1 | 100% | 1 |
| MEMORIAL HOSPITAL MIRAMAR WAIVED TESTING | | | 1 | 100% | 1 |
| Alden Lincoln Park | | | 1 | 100% | 1 |
| UNIVERSITY OF NORTH CAROLINA HOSPITALS | | | 1 | 100% | 1 |
| ESOTERIC LAB | | | 1 | 100% | 1 |
| Kroger 768 - The Little Clinic Leestown Rd | | 1 | | | 1 |
| MEMORIAL HERMANN MEDICAL GROUP-ATASCOCITA PEDS | | | 1 | 100% | 1 |
| MINUTECLINIC # 21110 | | | 1 | 100% | 1 |
| HAYS CLINICAL LAB | | | 1 | 100% | 1 |
| CVS NC4165POCT BREVARD | | | 1 | 100% | 1 |
| Peninsula Nursing and Rehabilitation Center | | 1 | | | 1 |
| NORTHERN KENTUCKY HEALTH DEPARTMENT | | | 1 | 100% | 1 |
| NEW YORK PRESBYTERIAN HOSPITAL | | | 1 | 100% | 1 |
| WINTER GARDEN CHILDREN'S HEALTH CENTERS | | | 1 | 100% | 1 |
| CVS IL1170POCT JOLIET | | 1 | | | 1 |
| EXCEL URGENT CARE OF NJ | | | 1 | 100% | 1 |
| HERNANDO COUNTY HEALTH DEPT | | | 1 | 100% | 1 |
| LIFESPAN HEALTH - SELMER | | 1 | | | 1 |
| LABORATORIO MEDICO CENTRAL CONDOMINO MD | | | 1 | 100% | 1 |
| BOLLES SCHOOL, THE | | | 1 | 100% | 1 |
| MERCY GENERAL HOSPITAL | | | 1 | 100% | 1 |
| UNIVERSITY OF MIAMI PRIMARY CARE SITE UMHC 3039 | | | 1 | 100% | 1 |
| NEWTON MEMORIAL HOSPITAL | | 1 | | | 1 |
| NASSAU COUNTY HEALTH DEPARTMENT | | 1 | | | 1 |
| BRANDON OUTREACH CLINIC | | | 1 | 100% | 1 |
| VIP FAMILY PRACTICE | | | 1 | 100% | 1 |
| QUEST DIAGNOSTICS CLINICAL LABORATORIES INC | | 1 | | | 1 |
| CVS OH3476POCT TIPP CITY | | 1 | | | 1 |
| MONROE COUNTY FIRE RESCUE | | 1 | | | 1 |
| Sanford Health & Rehabilitation | | | 1 | 100% | 1 |
| LAKE VISTA DIALYSIS | | | 1 | 100% | 1 |
| CURA LABORATORY SERVICES | | | 1 | 100% | 1 |
| LOURDES URGENT CARE | | | 1 | 100% | 1 |
| UF HEALTH - WILDLIGHT | | | 1 | 100% | 1 |
| HEALTH CARE SERVICES LC | | | 1 | 100% | 1 |
| PM PEDIATRICS PC | | | 1 | 100% | 1 |
| THE CLINIC ON SIXTH | | | 1 | 100% | 1 |
| Courtenay Springs Village | | | 1 | 100% | 1 |
| MID-FLORIDA PATHOLOGY LLC - MOBILE UNIT # 3 | | | 1 | 100% | 1 |
| Dulles Health and Rehab Center | | 1 | | | 1 |
| INDIAN RIVER CLINICAL LABORATORY, INC. | | 1 | | | 1 |
| HEALTH PLUS SUNRISE MEDICAL OFFICE | | | 1 | 100% | 1 |
| CONCIERGE INTERNAL MEDICINE ASSOCIATES | | | 1 | 100% | 1 |

COVID-19: testing by laboratory

Data through Jan 24, 2021 verified as of Jan 25, 2021 at 09:25 AM

Data in this report are provisional and subject to change.

The numbers in the table below represent the number of Florida and non-Florida residents for whom test results were received by the Department of Health. A person can be tested by more than one laboratory and can have both positive and negative results. **Therefore, the sum of the numbers in each column will be larger than the total number of people tested.**

| Reporting lab | Inconclusive | Negative | Positive | Percent positive | Total |
|--|--------------|----------|----------|------------------|-------|
| LRGHEALTHCARE | | 1 | | | 1 |
| LOPEZ | | 1 | | | 1 |
| Birmingham Nursing & Rehab Center | | 1 | | | 1 |
| Manor Care Health Services- Wilmington | | | 1 | 100% | 1 |
| CARESOUTH HHA HOLDINGS OF THE TREASURE COAST LLC | | | 1 | 100% | 1 |
| HEALGEN SCIENTIFIC | | | 1 | 100% | 1 |
| INSTANT MEDICAL CARE CENTER | | | 1 | 100% | 1 |
| MOORE CLINICAL RESEARCH INC | | | 1 | 100% | 1 |
| NEMOURS CHILDREN'S URGENT CARE | | | 1 | 100% | 1 |
| SUMMIT URGENT CARE PS | | | 1 | 100% | 1 |
| Kroger 481 - The Little Clinic Houston Levee | | 1 | | | 1 |
| GUIDEWELL EMERGENCY MEDICINE DOCTORS LLC #33 | | | 1 | 100% | 1 |
| ALIMETRIX INC | | 1 | | | 1 |
| WALGREENS #10308 | | 1 | | | 1 |
| PELICAN STATE OUTPATIENT CENTER | | | 1 | 100% | 1 |
| FRESENIUS KIDNEY CARE | | | 1 | 100% | 1 |
| METRO HEALTH HOSPITAL LABORATORY | | 1 | | | 1 |
| Parkview Care Center | | | 1 | 100% | 1 |
| SOUTHWOOD NURSING & RETIREMENT CENTER | | 1 | | | 1 |
| FLORIDA STATE HOSPITAL CLINICAL LABORATORY | | 1 | | | 1 |
| Mountain View Manor | | | 1 | 100% | 1 |
| PROGRESS PHARMACY INC | | | 1 | 100% | 1 |
| Providence of Sparta Health and Rehabilitation | | 1 | | | 1 |
| BROOKDALE FORT MYERS LAKES PARK | | | 1 | 100% | 1 |
| INNOVATIVE GENOMICS, LLC | | | 1 | 100% | 1 |
| BRUSHY CREEK FAMILY HOSPITAL | | | 1 | 100% | 1 |
| HAVASU REGIONAL MEDICAL CENTER | | | 1 | 100% | 1 |
| Longwood Community Living Center | | 1 | | | 1 |
| Brookdale Southside | | | 1 | 100% | 1 |
| DIVERSE MEDICAL CARE LLC | | | 1 | 100% | 1 |
| | | | 1 | 100% | 1 |
| FLORIDA DEPARTMENT OF HEALTH IN CITRUS COUNTY | | 1 | | | 1 |
| POMPAÑO BEACH ARTIFICIAL KIDNEY CENTER | | | 1 | 100% | 1 |
| HYDE PARK MEDICAL CENTER | | 1 | | | 1 |
| PALM WEST INTERNIST PA | | | 1 | 100% | 1 |
| UNITED HEALTHCARE | | | 1 | 100% | 1 |
| LIFELINK TISSUE BANK D/B/A LIFELINK TISSUE BANK | | 1 | | | 1 |
| APOLLOMDX LLC | | | 1 | 100% | 1 |
| UNIVERSITY OF VERMONT MEDICAL CENTER | | | 1 | 100% | 1 |
| TCPA CLINICAL LABORATORIES | | | 1 | 100% | 1 |
| ALBANY MEDICAL CENTER | | | 1 | 100% | 1 |
| SOUTHEASTERN HEALTH FACILITIES, INC | | 1 | | | 1 |
| MEMORIAL HOSPITAL - BELLEVILLE | | | 1 | 100% | 1 |
| 2504-HOMEWOOD | | 1 | | | 1 |
| NEW YORK UNIVERSITY MEDICAL CENTER | | | 1 | 100% | 1 |
| CENTRAL CAROLINA HOSPITAL | | | 1 | 100% | 1 |

COVID-19: testing by laboratory

Data through Jan 24, 2021 verified as of Jan 25, 2021 at 09:25 AM

Data in this report are provisional and subject to change.

The numbers in the table below represent the number of Florida and non-Florida residents for whom test results were received by the Department of Health. A person can be tested by more than one laboratory and can have both positive and negative results. **Therefore, the sum of the numbers in each column will be larger than the total number of people tested.**

| Reporting lab | Inconclusive | Negative | Positive | Percent positive | Total |
|---|--------------|----------|----------|------------------|-------|
| NORTH MIAMI BEACH SURGICAL CENTER | | | 1 | 100% | 1 |
| JMJ FAMILY PRACTICE | | | 1 | 100% | 1 |
| Kroger 909 - The Little Clinic Hamilton | | | 1 | 100% | 1 |
| MEDCOR, INC | | | 1 | 100% | 1 |
| JOHN D. ARCHBOLD MEMORIAL HOSPITAL | | | 1 | 100% | 1 |
| RENOWN REGIONAL MEDICAL CENTER | | | 1 | 100% | 1 |
| UF KANAPAHA LAB BEAKER | | 1 | | | 1 |
| CVS NE2741POCT LA VISTA | | 1 | | | 1 |
| STEWART MEDICAL GROUP INC | | | 1 | 100% | 1 |
| ADAMS COUNTY HEALTH DEPARTMENT | | | 1 | 100% | 1 |
| GATEWAY FAMILY HEALTH CLINIC | | | 1 | 100% | 1 |
| ROYAL OAK MEDICAL CENTER LLC DBA CHARACTER FAMILY | | | 1 | 100% | 1 |
| NORTH RIVER FAMILY HEALTH CENTER | | | 1 | 100% | 1 |
| COVE AT THE MARBELLA,THE | | | 1 | 100% | 1 |
| Holly Hill Healthcare Center | | | 1 | 100% | 1 |
| TMH CANCER CENTER LABORATORY | | | 1 | 100% | 1 |
| EAST FL CORE LAB | | | 1 | 100% | 1 |
| NEW HORIZON PRIMARY CARE LLC | | | 1 | 100% | 1 |
| PM PEDIATRICS OF BAYSIDE, PLLC - RIVE | | 1 | | | 1 |
| PUBLIX PHARMACY # 1236 | | | 1 | 100% | 1 |
| WESTCOAST FAMILY PRACTICE | | 1 | | | 1 |
| JOSHUA E CHESIR MD | | 1 | | | 1 |
| SACRED HEART MEDICAL CENTER | | | 1 | 100% | 1 |
| MEDI STATION | | | 1 | 100% | 1 |
| GRAND VILLA OF SARASOTA | | | 1 | 100% | 1 |
| CARE STATION MEDICAL GROUP | | 1 | | | 1 |
| NORTH SHORE HEMATOLOGY-ONCOLOGY ASSOCI | | 1 | | | 1 |
| LAB PLUS, LLC | | | 1 | 100% | 1 |
| THE CHILDREN'S HOSPITAL OF PHILADELPHIA | | 1 | | | 1 |
| BEAUFORT MEMORIAL | | | 1 | 100% | 1 |
| RHODE ISLAND DEPARTMENT OF HEALTH LABORATORIES | | | 1 | 100% | 1 |
| ADVENT HEALTH - OWASA | | | 1 | 100% | 1 |
| LAKE COMMUNITY ACTION AGENCY | | 1 | | | 1 |
| CVS TX1057POCT SAN ANTONIO | | 1 | | | 1 |
| MIDDLETON PEDIATRICS | | | 1 | 100% | 1 |
| HCR ManorCare Greentree | | 1 | | | 1 |
| ADVENTHEALTH IMAGING LAKE NONA | | | 1 | 100% | 1 |
| Village Crest Center for Health & Rehabilitation | | 1 | | | 1 |
| SHARON REGIONAL MEDICAL CENTER | | | 1 | 100% | 1 |
| ROAN MOUNTAIN MEDICAL CENTER | | | 1 | 100% | 1 |
| BAPTIST ASI | | | 1 | 100% | 1 |
| DIGNITY HEALING LLC | | | 1 | 100% | 1 |
| DUKE UNIVERSITY POINT OF CARE TESTING PROGRAM | | | 1 | 100% | 1 |
| ESCANDON DIAGNOSTIC CLINIC | | | 1 | 100% | 1 |
| West Bay of Tampa Center | | | 1 | 100% | 1 |
| PARKRIDGE MEDICAL CENTER | | | 1 | 100% | 1 |

COVID-19: testing by laboratory

Data through Jan 24, 2021 verified as of Jan 25, 2021 at 09:25 AM

Data in this report are provisional and subject to change.

The numbers in the table below represent the number of Florida and non-Florida residents for whom test results were received by the Department of Health. A person can be tested by more than one laboratory and can have both positive and negative results. **Therefore, the sum of the numbers in each column will be larger than the total number of people tested.**

| Reporting lab | Inconclusive | Negative | Positive | Percent positive | Total |
|---|--------------|----------|----------|------------------|-------|
| CHI ST. LUKE'S HEALTH BCM MEDICAL CENTER | | | 1 | 100% | 1 |
| RIVERSIDE REGIONAL MED CENTER | | | 1 | 100% | 1 |
| SMITH NORTHVIEW HOSPITAL LAB | | | 1 | 100% | 1 |
| VA CBOC | | | 1 | 100% | 1 |
| BOULDER COMMUNITY HOSPITAL | | | 1 | 100% | 1 |
| MEDPOST - NORTH DALLAS | | | 1 | 100% | 1 |
| CARESPOT - OCOEE | | | 1 | 100% | 1 |
| PALM BEACH COUNTY HEALTH DEPT. | | | 1 | 100% | 1 |
| Tremont Health & Rehabilitation Center | | 1 | | | 1 |
| VAULT MEDICAL SERVICES | | | 1 | 100% | 1 |
| CORIZON HEALTH INC | | | 1 | 100% | 1 |
| PALM COAST DIALYSIS | | 1 | | | 1 |
| ST JOHNS EPISCOPAL HOSPITAL SOUTH SHORE | | 1 | | | 1 |
| CVS NC3853POCT BURLINGTON | | 1 | | | 1 |
| CAREHERE LLC | | | 1 | 100% | 1 |
| UPMC NORTHWEST HOSPITAL | | | 1 | 100% | 1 |
| GEORGETOWN URGENT CARE | | | 1 | 100% | 1 |
| Kroger 541 - The Little Clinic Long Hollow Pike | | 1 | | | 1 |
| CIMA MEDICAL CENTER | | | 1 | 100% | 1 |
| MORGAN STANELY HEALTH CENTER | | 1 | | | 1 |
| TREASURE COAST PRIMARY CARE | | 1 | | | 1 |
| NORTH FLORIDA CHILD DEVELOPMENT, INC | | | 1 | 100% | 1 |
| Waddell Nursing & Rehab Center | | 1 | | | 1 |
| CHILTON MEDICAL CENTER | | 1 | | | 1 |
| MEDEXPRESS URGENT CARE - PATRICK STREE | | | 1 | 100% | 1 |
| MOSAIC MEDICAL CENTER MARYVILLE | | | 1 | 100% | 1 |
| Kroger 523 - The Little Clinic Dickson | | | 1 | 100% | 1 |
| EDWARD HOSPITAL | | | 1 | 100% | 1 |
| MODERN URGENT CARE | | | 1 | 100% | 1 |
| NORTHSIDE HOSPITAL DULUTH | | | 1 | 100% | 1 |
| Integrity Healthcare of Carbondale | | | 1 | 100% | 1 |
| CHRISTUS GOOD SHEPHERD MEDICAL CENTER | | | 1 | 100% | 1 |
| EXAC CARE CROSSVILLE | | 1 | | | 1 |
| MADISON AT OVIEDO | | | 1 | 100% | 1 |
| MINUTECLINIC, LLC #4507 | | 1 | | | 1 |
| ST. LUKE'S HOSPITAL | | | 1 | 100% | 1 |
| APPLECARE VALDOSTA | | | 1 | 100% | 1 |
| URGENT CARE OF FORT LAUDERDALE INC | | | 1 | 100% | 1 |
| LIFELINK OF FLORIDA | | | 1 | 100% | 1 |
| INTEGRATED GENETICS SEQUENOM | | 1 | | | 1 |
| SLIDELL MEMORIAL HOSPITAL | | | 1 | 100% | 1 |
| ICARE | | 1 | | | 1 |
| POINTE MEDICAL SERVICES INC | | | 1 | 100% | 1 |
| CVS CA9103POCT ESCONDIDO | | 1 | | | 1 |
| DAVENPORT PEDIATRICS CLERMONT PA | | 1 | | | 1 |
| FAMILY MEDICINE AT CELEBRATION | | 1 | | | 1 |

COVID-19: testing by laboratory

Data through Jan 24, 2021 verified as of Jan 25, 2021 at 09:25 AM

Data in this report are provisional and subject to change.

The numbers in the table below represent the number of Florida and non-Florida residents for whom test results were received by the Department of Health. A person can be tested by more than one laboratory and can have both positive and negative results. **Therefore, the sum of the numbers in each column will be larger than the total number of people tested.**

| Reporting lab | Inconclusive | Negative | Positive | Percent positive | Total |
|---|--------------|----------|----------|------------------|-------|
| Niles Nursing and Rehab. Center | | 1 | | | 1 |
| LEHIGH PULMONARY ASSOCIATES | | | 1 | 100% | 1 |
| Kroger 441 - The Little Clinic Middletown | | 1 | | | 1 |
| QUALITY LAB | | | 1 | 100% | 1 |
| SUREPOINT URGENT CARE PADRE ISLAND | | | 1 | 100% | 1 |
| UNIVERSITY OF MIAMI SCCC RESEARCH LABORATORY | | | 1 | 100% | 1 |
| Kroger 328 - The Little Clinic Henderson Road | | 1 | | | 1 |
| LAKESIDE MEDICAL CENTER | | 1 | | | 1 |
| WHITE EARTH IHS MAIN LAB | | 1 | | | 1 |
| ORMC-ARDEN/EOI | | | 1 | 100% | 1 |
| WESTOX LABS | | 1 | | | 1 |
| CARDIOLOGY AND FITNESS MEDICINE | | 1 | | | 1 |
| COLLIER PHARMACY | | | 1 | 100% | 1 |
| LSU MEDICAL CENTER | | | 1 | 100% | 1 |
| ADVANCED MEDICAL LABORATORIES (AML) | | | 1 | 100% | 1 |
| PASTEUR MEDICAL CENTER LLC | | 1 | | | 1 |
| POUDRE VALLEY HOSPITAL | | | 1 | 100% | 1 |
| Princeton Place | | | 1 | 100% | 1 |
| SOLARIS HEALTHCARE PLANT CITY | | 1 | | | 1 |
| HARBOR BEACH NURSING AND REHABILITATION CENTER | | | 1 | 100% | 1 |
| PRISMA HEALTH TUOMEY LABORATORY | | | 1 | 100% | 1 |
| MEDICAL CITY NORTH HILLS | | | 1 | 100% | 1 |
| GWINNETT MEDICAL CENTER | | | 1 | 100% | 1 |
| CVS OH3301POCT WOODMERE | | 1 | | | 1 |
| CVS CA9715POCT THOUSAND OAKS | | 1 | | | 1 |
| TITUSVILLE REHABILITATION AND NURSING CENTER | | 1 | | | 1 |
| ISLAND NURSING HOME | | | 1 | 100% | 1 |
| MINUTE CLINIC LLC #0169 | | 1 | | | 1 |
| DOCTORS HOSPITAL OF LAREDO | | | 1 | 100% | 1 |
| NORTH SHORE HEMATOLOGY-ONCOLOGY ASSOCIATES PC | | 1 | | | 1 |
| ACCESS FAMILY CARE LLC | | | 1 | 100% | 1 |
| THEDACARE FAMILY MEDICINE GATEWAY | | | 1 | 100% | 1 |
| USF PHYSICIANS GROUP | | | 1 | 100% | 1 |
| PANCARE HEALTH - BRUCE | | | 1 | 100% | 1 |
| ALL PRO ORTHOPEDICS & SPORTS MEDICINE, PA | | | 1 | 100% | 1 |
| SYNAPSE ANALYTICAL LABS | | 1 | | | 1 |
| Cortland Acres Association | | 1 | | | 1 |
| HEALTHCARE ASSOCIATES OF IRVING, LLP | | | 1 | 100% | 1 |
| DEVITA | | 1 | | | 1 |
| SUN CITY DIAGNOSTIC CENTER | | | 1 | 100% | 1 |
| ATHENS MEDICAL CENTER | | | 1 | 100% | 1 |
| BAYSIDE URGENT CARE CENTER INC | | | 1 | 100% | 1 |
| BAYOU URGENT CARE | | | 1 | 100% | 1 |
| PALM BEACH DIABETES AND ENDOCRINE SPECIALISTS, PA | | | 1 | 100% | 1 |
| CVS AZ9290POCT PHOENIX | | 1 | | | 1 |
| HELGEMO & LIOU PEDIATRICS | | | 1 | 100% | 1 |

COVID-19: testing by laboratory

Data through Jan 24, 2021 verified as of Jan 25, 2021 at 09:25 AM

Data in this report are provisional and subject to change.

The numbers in the table below represent the number of Florida and non-Florida residents for whom test results were received by the Department of Health. A person can be tested by more than one laboratory and can have both positive and negative results. **Therefore, the sum of the numbers in each column will be larger than the total number of people tested.**

| Reporting lab | Inconclusive | Negative | Positive | Percent positive | Total |
|--|--------------|----------|----------|------------------|-------|
| VIVEX/UMTB BIOMEDICAL | | | 1 | 100% | 1 |
| EXACCARE KINGSTON, LLC | | | 1 | 100% | 1 |
| SAINT BARNABAS MEDICAL CENTER | | 1 | | | 1 |
| MINUTECLINIC DIAGNOSTIC OF KANSAS, PC | | 1 | | | 1 |
| WELLINGTON WEST 100176 | | | 1 | 100% | 1 |
| CHATSWORTH ASSISTED LIVING COMMUNITY AT PGA NATIONAL | | | 1 | 100% | 1 |
| WILMINGTON NURSING AND REHAB | | | 1 | 100% | 1 |
| HSRE-ASL CASSELBERRY TRS, LLC | | | 1 | 100% | 1 |
| Ashland Place Health and Rehabilitation, LLC | | 1 | | | 1 |
| SYNEXUS CLINICAL RESEARCH US INC | | 1 | | | 1 |
| ADVANCED URGENT CARE CENTER | | | 1 | 100% | 1 |
| GOOD SAMARITAN SOCIETY - DE SMET | | 1 | | | 1 |
| MINUTECLINIC OF NEVADA-2955 S FT APACH | | 1 | | | 1 |
| Kroger - KRO03400316 | | | 1 | 100% | 1 |
| OPTUM MEDICAL CLINIC IN ROCKRIMMON | | | 1 | 100% | 1 |
| Kroger 682 - The Little Clinic New Holland Market | | | 1 | 100% | 1 |
| QUEST INC | | | 1 | 100% | 1 |
| GEORGE WASHINGTON UNIVERSITY HOSPITAL | | | 1 | 100% | 1 |
| PORTSMOUTH REG. HOSPITAL | | | 1 | 100% | 1 |
| NORTH FLORIDA MEDICAL CENTERS INC | | 1 | | | 1 |
| CHILDREN'S MEMORIAL HOSPITAL | | | 1 | 100% | 1 |
| Kroger 777 - The Little Clinic Shelbyville | | 1 | | | 1 |
| Seal Rock Healthcare | | 1 | | | 1 |
| CLEVELAND HEARTLAB | | | 1 | 100% | 1 |
| SONORAN DESERT PATHOLOGY | | | 1 | 100% | 1 |
| UNIVERSITY OF TEXAS AT EL PASO, THE | | | 1 | 100% | 1 |
| Melbourne Terrace Rehabilitation Center | | | 1 | 100% | 1 |
| MINUTECLINIC DIAGNOSTIC OF NH, LLC (CL | | 1 | | | 1 |
| SAINT JOSEPH'S HOSPITAL AND MEDICAL CENTER | | 1 | | | 1 |
| IMMY LABS | | | 1 | 100% | 1 |
| FRESENIUS KIDNEY CARE FORT WALTON BEACH | | | 1 | 100% | 1 |
| GAMMA HEALTHCARE, INC | | 1 | | | 1 |
| ORDRS, INC. | | | 1 | 100% | 1 |
| NABI | | 1 | | | 1 |
| MD NOW MEDICAL CENTERS, INC | | | 1 | 100% | 1 |
| GADSDEN FAMILY PRACTICE | | 1 | | | 1 |
| BATESVILLE - SHERWOOD URGENT CARE | | | 1 | 100% | 1 |
| SIGNATURE CARE MIDLAND | | | 1 | 100% | 1 |
| TMH URGENT CARE CENTER | | | 1 | 100% | 1 |
| NATIONAL INSTITUTES OF HEALTH CLINICAL CENTER | | | 1 | 100% | 1 |
| THE INTERNAL MEDICAL GROUP | | 1 | | | 1 |
| CVS CT718POCT ANSONIA | | 1 | | | 1 |
| ARCADIA DIALYSIS CENTER | | | 1 | 100% | 1 |
| CAREWELL 203 | | | 1 | 100% | 1 |
| EVANS FAMILY CARE PA | | | 1 | 100% | 1 |
| Oregon Veterans Home The Dalles | | 1 | | | 1 |

COVID-19: testing by laboratory

Data through Jan 24, 2021 verified as of Jan 25, 2021 at 09:25 AM

Data in this report are provisional and subject to change.

The numbers in the table below represent the number of Florida and non-Florida residents for whom test results were received by the Department of Health. A person can be tested by more than one laboratory and can have both positive and negative results. **Therefore, the sum of the numbers in each column will be larger than the total number of people tested.**

| Reporting lab | Inconclusive | Negative | Positive | Percent positive | Total |
|---|--------------|----------|----------|------------------|-------|
| LIFE CARE CENTER OF HILTON HEAD | | 1 | | | 1 |
| HAMILTON CHD | | 1 | | | 1 |
| DOYLESTOWN HOSPITAL | | | 1 | 100% | 1 |
| GENEVA FAMILY HEALTH | | | 1 | 100% | 1 |
| Kroger 550 - The Little Clinic Bellevue | | 1 | | | 1 |
| COMMUNITY MEDICAL CENTER-ORANGE CITY | | 1 | | | 1 |
| HALEYVILLE HEALTH CARE CENTER | | 1 | | | 1 |
| ATHENS LIMESTONE HOSPITAL | | 1 | | | 1 |
| TEVAPHARM | | | 1 | 100% | 1 |
| ADVANCE HEALTH AND WELLNESS SOLUTIONS | | | 1 | 100% | 1 |
| Sunnybrook Rehabilitation Center | | | 1 | 100% | 1 |
| ELITE MEDICAL LABORATORY SOLUTIONS LLC | | | 1 | 100% | 1 |
| DOCTORS MEMORIAL HOSP HOME HEALTH CARE | | 1 | | | 1 |
| BASCOM PALMER EYE INSTITUTE | | | 1 | 100% | 1 |
| SMA BEHAVIORAL HEALTH SERVICES INC | | 1 | | | 1 |
| ARIZA WELLNESS CARE LLC | | | 1 | 100% | 1 |
| CAREHERE HUDSON BAY | | | 1 | 100% | 1 |
| KANA MEDICAL | | | 1 | 100% | 1 |
| Washington County Nursing Home | | | 1 | 100% | 1 |
| ST JOHNS MEDICAL CENTER | | 1 | | | 1 |
| FAIRFIELD MEDICAL CENTER | | | 1 | 100% | 1 |
| CULINARY INSTITUTE OF AMERICA STUDENT | | 1 | | | 1 |
| MINUTECLINIC, LLC #09202 | | 1 | | | 1 |
| HIGH DESERT COURT GROUP HOME | | | 1 | 100% | 1 |
| WALGREENS #5130 | | | 1 | 100% | 1 |
| MINUTE CLINIC DIAGNOSTIC MED GRP OF CA | | 1 | | | 1 |
| FOUNDATION LABORATORY | | | 1 | 100% | 1 |
| Hackensack Univ Medical Center At Pasc | | 1 | | | 1 |
| ADVANCED RESEARCH AND DIAGNOSTIC LABORATORY UNIVERSITY OF MINNESOTA | | | 1 | 100% | 1 |
| Baypoint Healthcare Center | | | 1 | 100% | 1 |
| CARSON NURSING AND REHABILITATION CENTER | | 1 | | | 1 |
| Maple Lane Nursing Home | | 1 | | | 1 |
| MID-FLORIDA PATHOLOGY LLC | | 1 | | | 1 |
| CVS IL2297652CV CHICAGO | | 1 | | | 1 |
| ASHLEY CLINICAL DIAGNOSTIC LABORATORY | | | 1 | 100% | 1 |
| ROYAL PALM PEDIATRICS | | | 1 | 100% | 1 |
| LAMARQUE DIALYSIS | | | 1 | 100% | 1 |
| HAMILTON COUNTY HEALTH DEPARTMENT | | 1 | | | 1 |
| COASTAL PEDIATRICS LLC | | | 1 | 100% | 1 |
| WALGREENS NO 19542 | | 1 | | | 1 |
| NSPIRE HEALTHCARE PLANTATION | | | 1 | 100% | 1 |
| CERMAK HEALTH SERVICES | | | 1 | 100% | 1 |
| PEDRO L ORTEGA MD PA | | | 1 | 100% | 1 |
| EAST RIDGE RETIREMENT VILLAGE INC | | 1 | | | 1 |
| MID FLORIDA DERMATOLOGY ASSOCIATES PA | | | 1 | 100% | 1 |
| GEORGE W FERGUSON MD-CONCIERGE MEDICAL SERVICES PL | | 1 | | | 1 |

COVID-19: testing by laboratory

Data through Jan 24, 2021 verified as of Jan 25, 2021 at 09:25 AM

Data in this report are provisional and subject to change.

The numbers in the table below represent the number of Florida and non-Florida residents for whom test results were received by the Department of Health. A person can be tested by more than one laboratory and can have both positive and negative results. **Therefore, the sum of the numbers in each column will be larger than the total number of people tested.**

| Reporting lab | Inconclusive | Negative | Positive | Percent positive | Total |
|---|--------------|----------|----------|------------------|-------|
| GALVESTON COUNTY HEALTH DISTRICT | | | 1 | 100% | 1 |
| FAMILY MEDICAL CENTER | | 1 | | | 1 |
| CMC MERCY LABORATORY | | | 1 | 100% | 1 |
| Kroger 465 - The Little Clinic Oakley | | 1 | | | 1 |
| ST. MARY MEDICAL CENTER | | 1 | | | 1 |
| MD NOW URGENT CARE | | | 1 | 100% | 1 |
| VITAL CARE | | | 1 | 100% | 1 |
| Chateau Girardeau | | | 1 | 100% | 1 |
| KEY BISCAYNE PEDIATRIC ASSOCIATES INC | | | 1 | 100% | 1 |
| CENTURY LINK SPORTS COMPLEX | | | 1 | 100% | 1 |
| Kroger - KR003500568 | | | 1 | 100% | 1 |
| Orchid Cove at Naples | | | 1 | 100% | 1 |
| Glenburn Home | | 1 | | | 1 |
| PEDIATRIC PARTNERS ZEPHYRHILLS | | | 1 | 100% | 1 |
| SPORTS MEDICINE CLINIC - U OF WYOMING | | | 1 | 100% | 1 |
| Heritage of Red Cloud | | 1 | | | 1 |
| MEMORIAL HOSPITAL WEST | | | 1 | 100% | 1 |
| CAN COMMUNITY HEALTH LLC | | 1 | | | 1 |
| MEDEXPRESS URGENT CARE-BRENTWOOD | | 1 | | | 1 |
| THE LITTLE CLINIC, LLC | | | 1 | 100% | 1 |
| MEDICAL ASSOCIATES OF CARTER | | 1 | | | 1 |
| ST. VINCENT HOSPITAL | | | 1 | 100% | 1 |
| LANGLADE | | | 1 | 100% | 1 |
| Smg At Bridgewater Family Medicine | | 1 | | | 1 |
| FLORIDA ADVANCED MEDICAL AND DERM AESTHETICS LLC | | | 1 | 100% | 1 |
| Monument Health Strugis Care Center | | 1 | | | 1 |
| Life Care Center of Paradise Valley | | 1 | | | 1 |
| ROSLYN INTERNAL MEDICINE | | 1 | | | 1 |
| DERMDX, DIV OF AURORA DIAGNOSTICS/BERNHARDT LAB | | 1 | | | 1 |
| LAB TEST KENDALL LLC | | 1 | | | 1 |
| VANDERBILT UNIVERSITY MEDICAL CENTER | | | 1 | 100% | 1 |
| LEELANAU OPCO, LLC | | 1 | | | 1 |
| FRESENIUS SOUTH FORT MYERS | | 1 | | | 1 |
| ADVENTHEALTH MEDICAL GROUP FAMILY AND INTERNAL | | | 1 | 100% | 1 |
| BLOOD SYSTEMS LABORATORIES | | | 1 | 100% | 1 |
| MAINE HEALTH AND ENVIRONMENTAL TESTING LABORATORY | | | 1 | 100% | 1 |
| Buena Vista Care Center | | 1 | | | 1 |
| THE CHRIST HOSPITAL | | | 1 | 100% | 1 |
| OMNICARE PHARMACY OF TEXAS 1, LP | | 1 | | | 1 |
| CITRUS DERMATOLOGY | | | 1 | 100% | 1 |
| CVS NC6402POCT DAVIDSON | | 1 | | | 1 |
| COVENANT HEALTH | | 1 | | | 1 |
| BLOSSOMS ASSISTED LIVING 1 LLC | | | 1 | 100% | 1 |
| CABELL HUNTINGTON HOSPITAL CLINICAL LAB | | | 1 | 100% | 1 |
| CHRISTUS SPOHN HOSPITAL | | | 1 | 100% | 1 |
| MINUTECLINIC DIAG OF IND, LLC #4368 | | 1 | | | 1 |

COVID-19: testing by laboratory

Data through Jan 24, 2021 verified as of Jan 25, 2021 at 09:25 AM

Data in this report are provisional and subject to change.

The numbers in the table below represent the number of Florida and non-Florida residents for whom test results were received by the Department of Health. A person can be tested by more than one laboratory and can have both positive and negative results. **Therefore, the sum of the numbers in each column will be larger than the total number of people tested.**

| Reporting lab | Inconclusive | Negative | Positive | Percent positive | Total |
|---|--------------|----------|----------|------------------|-------|
| GOOD SAMARITAN SOCIETY-FOREST CITY | | 1 | | | 1 |
| MADISON FACILITY INC | | | 1 | 100% | 1 |
| Wedgewood Manor | | 1 | | | 1 |
| NEW YORK STATE DEPARTMENT OF HEALTH | | | 1 | 100% | 1 |
| CLEVELAND CLINIC FLORIDA LABORATORY | | | 1 | 100% | 1 |
| Freedom Pointe at The Villages | | | 1 | 100% | 1 |
| SOUTHEASTERN PATHOLOGY ASSOCIATES | | | 1 | 100% | 1 |
| ONslow COUNTY HEALTH DEPARTMENT | | | 1 | 100% | 1 |
| CYPRESS CREEK DIALYSIS CTR | | | 1 | 100% | 1 |
| USCG AIR STATION CLEARWATER CLINIC | | | 1 | 100% | 1 |
| CVS MO8595POCT RAYMORE | | 1 | | | 1 |
| WALGREENS # 12338 | | 1 | | | 1 |
| SOUTHERN SPRINGS HEALTH CARE | | 1 | | | 1 |
| Big River Nursing and Rehab | | 1 | | | 1 |
| BAPTIST MINOR MEDICAL CENTER | | | 1 | 100% | 1 |
| CVS PA2688POCT COLLEGEVILLE | | 1 | | | 1 |
| BAPTIST HEALTH MEDICAL PLAZA | | | 1 | 100% | 1 |
| COASTAL ER IX, PHYSICIANS PREMIER | | | 1 | 100% | 1 |
| YUMA REGIONAL MEDICAL CENTER | | | 1 | 100% | 1 |
| VITAL CARE CLINIC, LLC | | | 1 | 100% | 1 |
| PUTNAM CO HOSPITAL-D/B/A ASBURY TOWERS | | 1 | | | 1 |
| LEHIGH MEDICAL AND RESEARCH CENTER, INC | | | 1 | 100% | 1 |
| LIFE CARE CENTER OF GWINNETT | | 1 | | | 1 |
| SHANNON CLARK OD, PA | | | 1 | 100% | 1 |
| Kroger 686 - The Little Clinic Farragut | | 1 | | | 1 |
| PALM SPRINGS GENERAL HOSPITAL | | | 1 | 100% | 1 |
| Bivins Pointe | | | 1 | 100% | 1 |
| Consulate Health Care of Tallahassee | | | 1 | 100% | 1 |
| OPTIMAL MEDICINE INC | | 1 | | | 1 |
| SOMA MEDICAL CENTER PA #3 GREENACRES | | | 1 | 100% | 1 |
| ENCORE AT BOCA RATON, THE | | | 1 | 100% | 1 |
| El Paso Health Care Center | | | 1 | 100% | 1 |
| ALABAMA REFERENCE LAB | | | 1 | 100% | 1 |
| VISTA DEL SOL MED ASSOC | | 1 | | | 1 |
| POETS WALK SARASOTA | | | 1 | 100% | 1 |
| KIOSK MEDICINE KENTUCKY LLC | | 1 | | | 1 |
| JAX FAMILY CARE | | 1 | | | 1 |
| LITTLE FALLS HOSPITAL LABORATORY | | 1 | | | 1 |
| METROPOLITAN | | | 1 | 100% | 1 |
| Kroger 390 - The Little Clinic North College Hill | | 1 | | | 1 |
| THE LITTLE CLINIC LLC | | | 1 | 100% | 1 |
| VISTA LAKE ASSISTED LIVING | | | 1 | 100% | 1 |
| ORCHID TERRACE | | 1 | | | 1 |
| FREEPORT ER DOX URGENT CARE | | 1 | | | 1 |
| JACKSON MADISON CO. GEN. HOSPITAL | | | 1 | 100% | 1 |
| Mountain City Care and Rehabilitation Center | | 1 | | | 1 |

COVID-19: testing by laboratory

Data through Jan 24, 2021 verified as of Jan 25, 2021 at 09:25 AM

Data in this report are provisional and subject to change.

The numbers in the table below represent the number of Florida and non-Florida residents for whom test results were received by the Department of Health. A person can be tested by more than one laboratory and can have both positive and negative results. **Therefore, the sum of the numbers in each column will be larger than the total number of people tested.**

| Reporting lab | Inconclusive | Negative | Positive | Percent positive | Total |
|--|--------------|----------|----------|------------------|-------|
| ADVENTHEALTH HOME CARE WATERMAN | | | 1 | 100% | 1 |
| BEAUMONT HOSPITAL | | | 1 | 100% | 1 |
| American Fork Care Center dba Heritage Care Center | | 1 | | | 1 |
| SUN CLINICAL LABORATORIES | | | 1 | 100% | 1 |
| Parkside Manor | | 1 | | | 1 |
| KETTERING MEDICAL CENTER | | | 1 | 100% | 1 |
| Arlington Care Center | | | 1 | 100% | 1 |
| HEALTHCARE AND REHAB OF SANFORD | | | 1 | 100% | 1 |
| AVERA SACRED HEART HOSPITAL | | | 1 | 100% | 1 |
| SUNCOAST PRIMARY CARE LLC | | | 1 | 100% | 1 |
| Carington Park | | | 1 | 100% | 1 |
| MINUTE CLINIC DIAGNOSTIC OF VIRGINIA, LLC #6292 | | 1 | | | 1 |
| ST FRANCIS MEDICAL CENTER | | | 1 | 100% | 1 |
| TITUS REGIONAL MEDICAL CENTER | | | 1 | 100% | 1 |
| MERRILL GARDENS AT CHAMPIONSGATE | | | 1 | 100% | 1 |
| CFP PHYSICIANS GROUP | | | 1 | 100% | 1 |
| INDIAN RIDGE | | 1 | | | 1 |
| ASSOCIATES IN INTERNAL MEDICINE PA | | | 1 | 100% | 1 |
| KENT | | 1 | | | 1 |
| MEDEXPRESS URGENT CARE - BENTONVILLE | | 1 | | | 1 |
| ADVENTHEALTH SENIOR CARE AT ORMOND | | | 1 | 100% | 1 |
| COLONIAL VILLA GOOD SAMARITAN CENTER | | 1 | | | 1 |
| SOUTH DADE NURSING & REHABILITATION CENTER | | | 1 | 100% | 1 |
| UNIVERSITY OF MIAMI MILLER SCHOOL | | | 1 | 100% | 1 |
| GOOD SAMARITAN HOSPITAL | | | 1 | 100% | 1 |
| PROVIDENCE PORTLAND MEDICAL CENTER | | 1 | | | 1 |
| WELLOW URGENT CARE-OSWEGO | | | 1 | 100% | 1 |
| GASTROENTEROLOGY ASSOC OF PENSACOLA, PA | | | 1 | 100% | 1 |
| AVON PARK CLUSTER | | 1 | | | 1 |
| ULTIMATE ANALYSIS LABORATORY | | | 1 | 100% | 1 |
| CORDOVA FAMILY PRACTICE | | | 1 | 100% | 1 |
| PHYSICIANS PRIMARY CARE LEHIGH PEDS | | | 1 | 100% | 1 |
| EASTSIDE MEDICAL CLINIC | | 1 | | | 1 |
| EDGAR PRICE FAMILY & CHILDREN HEALTHCARE CENTER | | | 1 | 100% | 1 |
| MEDEXPRESS URGENT CARE - LAWRENCE | | 1 | | | 1 |
| OSF SAINT FRANCIS MEDICAL CENTER | | | 1 | 100% | 1 |
| EXCEPTIONAL EMERGENCY CENTER | | | 1 | 100% | 1 |
| CVS M05724POCT KANSAS CITY | | 1 | | | 1 |
| UCH LAB | | | 1 | 100% | 1 |
| Kroger 618 - The Little Clinic Trail Creek Village | | 1 | | | 1 |
| LP ELIZABETHTON | | 1 | | | 1 |
| BAYLOR SCOTT AND WHITE MEDICAL CENTER -CENTENTENNIAL | | | 1 | 100% | 1 |
| HUDSON REGIONAL HOSPITAL | | | 1 | 100% | 1 |
| WATERBURY HOSPITAL REFERENCE LAB | | | 1 | 100% | 1 |
| MEMORIAL SATILLA HEALTH | | | 1 | 100% | 1 |
| URGENT CARE OF KANSAS CITY | | | 1 | 100% | 1 |

COVID-19: testing by laboratory

Data through Jan 24, 2021 verified as of Jan 25, 2021 at 09:25 AM

Data in this report are provisional and subject to change.

The numbers in the table below represent the number of Florida and non-Florida residents for whom test results were received by the Department of Health. A person can be tested by more than one laboratory and can have both positive and negative results. **Therefore, the sum of the numbers in each column will be larger than the total number of people tested.**

| Reporting lab | Inconclusive | Negative | Positive | Percent positive | Total |
|---|--------------|----------|----------|------------------|-------|
| APOPKA FAMILY HEALTH CENTER | | | 1 | 100% | 1 |
| MEDICAL ARTS LABORATORY | | | 1 | 100% | 1 |
| RABI SINHA, MD | | 1 | | | 1 |
| Kroger 97 - The Little Clinic Hutchinson | | 1 | | | 1 |
| BEAUMONT HOSPITAL, GROSSE POINTE | | | 1 | 100% | 1 |
| NORTH OKALOOSA PHYSICIAN GRP - WALK IN CLINIC | | | 1 | 100% | 1 |
| OCCUPATIONAL HEALTH CENTER | | 1 | | | 1 |
| HOLSTON MEDICAL GROUP | | 1 | | | 1 |
| CLUB HEALTH AND REHABILITATION CENTER, THE | | 1 | | | 1 |
| JOHN PETER SMITH HOSPITAL- OB TRIAGE | | | 1 | 100% | 1 |
| YOUR HEALTH PEDIATRICS | | | 1 | 100% | 1 |
| WESTON COUNTY HEALTH SERVICES | | | 1 | 100% | 1 |
| CVS OH3458POCT BEAVERCREEK | | 1 | | | 1 |
| TERRELL URGENT CARE | | | 1 | 100% | 1 |
| DIVERSICARE OF BIG SPRINGS | | 1 | | | 1 |
| CHATEAU MADELEINE - SENIOR LIVING & MEMORY CARE | | | 1 | 100% | 1 |
| UPSON REGIONAL MEDICAL CENTER | | | 1 | 100% | 1 |
| ASSISTED LIVING AT TREZEVANT | | 1 | | | 1 |
| PREMIER FAMILY AND SPORTS MEDICINE LLC | | | 1 | 100% | 1 |
| JACKSBORO URGENT CARE | | | 1 | 100% | 1 |
| CVS SC7556POCT WEST COLUMBIA | | 1 | | | 1 |
| NAPHCARE INC | | 1 | | | 1 |
| DAYTONA BEACH CENTRA CARE | | | 1 | 100% | 1 |
| FAMILY MEDICAL CLINIC HOMESTEAD, LLC | | | 1 | 100% | 1 |
| FIT4LIFE MEDICAL CENTER | | | 1 | 100% | 1 |
| NFRC CLINICAL LAB | | | 1 | 100% | 1 |
| CVS MD1515POCT LEONARDTOWN | | 1 | | | 1 |
| COMMUNITY HOSPITALS INDIANAPOLIS | | | 1 | 100% | 1 |
| NORTH SHORE MEDICAL CENTER - SALEM HOSPITAL | | | 1 | 100% | 1 |
| VA ST LOUIS HEALTH CARE SYSTEM | | | 1 | 100% | 1 |
| FRANKLIN CBOC | | | 1 | 100% | 1 |
| MEDOR/ACC SYNCHRONY | | | 1 | 100% | 1 |
| Lemont Nursing and Rehab Center | | | 1 | 100% | 1 |
| Mercy Manor Transition Center | | | 1 | 100% | 1 |
| MEDICAL CITY DENTON | | | 1 | 100% | 1 |
| SKYRIDGE CLINICAL ASSOCIATES | | 1 | | | 1 |
| GOLDING-GRANADO MEDICAL ASSOCIATES | | 1 | | | 1 |
| Robert Wood Johnson University Hospital | | | 1 | 100% | 1 |
| MOUNT SINAI AVENTURA DIAGNOSTIC CENTER | | | 1 | 100% | 1 |
| DILELLA | | | 1 | 100% | 1 |
| FLORIDA MEDICAL CLINIC PA GI | | | 1 | 100% | 1 |
| BRUCE S WEST MD | | | 1 | 100% | 1 |
| EVERGREEN NURSING HOME | | 1 | | | 1 |
| Kroger 522 - The Little Clinic Gahanna | | 1 | | | 1 |
| RAYMOND F CARON MD | | | 1 | 100% | 1 |
| BAPTIST HOSPITAL NURSING/PATIENT CARE | | | 1 | 100% | 1 |

COVID-19: testing by laboratory

Data through Jan 24, 2021 verified as of Jan 25, 2021 at 09:25 AM

Data in this report are provisional and subject to change.

The numbers in the table below represent the number of Florida and non-Florida residents for whom test results were received by the Department of Health. A person can be tested by more than one laboratory and can have both positive and negative results. **Therefore, the sum of the numbers in each column will be larger than the total number of people tested.**

| Reporting lab | Inconclusive | Negative | Positive | Percent positive | Total |
|---|--------------|----------|----------|------------------|-------|
| WESLEY MEDICAL CENTER | | | 1 | 100% | 1 |
| FELD ENTERTAINMENT | | | 1 | 100% | 1 |
| ADVANCED URGENT CARE PLLC | | 1 | | | 1 |
| MOBILE MEDICAL CLINIC | | | 1 | 100% | 1 |
| Redwood Springs Healthcare | | | 1 | 100% | 1 |
| Florence Home | | 1 | | | 1 |
| CARENOW-MONTGOMERY | | | 1 | 100% | 1 |
| ROSE HAVEN NURSING CENTER | | 1 | | | 1 |
| Livingston County Center for Nursing and Rehabilitation | | 1 | | | 1 |
| Bon Secours Place | | | 1 | 100% | 1 |
| DOC PAM PA | | 1 | | | 1 |
| FLORIDA HOSPITAL ORMOND BEACH | | | 1 | 100% | 1 |
| PALMETTO PRIMARY CARE PHYSICIANS | | | 1 | 100% | 1 |
| GENESIS HOME HEALTH CARE SERVICES OF | | | 1 | 100% | 1 |
| ST. PETERSBURG PEDIATRICS-SEMINOLE | | | 1 | 100% | 1 |
| CVS NC7047POCT DURHAM | | 1 | | | 1 |
| MEDTOWN PHARMACY | | | 1 | 100% | 1 |
| NASSAU COUNTY HEALTH DEPARTMENT-FERNANDINA BEACH C | | 1 | | | 1 |
| NHC Chattanooga | | | 1 | 100% | 1 |
| BMC/NASSAU | | | 1 | 100% | 1 |
| FLEMING ISLAND CENTER FOR CLINICAL RESEARCH | | 1 | | | 1 |
| DEVANSH LAB WORKS | | 1 | | | 1 |
| DONALSONVILLE HOSPITAL | | | 1 | 100% | 1 |
| AVERA ST. MARY'S HOSPITAL | | | 1 | 100% | 1 |
| AURORA MEDICAL CENTER-KENOSHA | | | 1 | 100% | 1 |
| Kroger 524 - The Little Clinic Iron Bridge Road | | 1 | | | 1 |
| BIOMERIEUX | | | 1 | 100% | 1 |
| WASHINGTONVILLE PHARMACY INC | | 1 | | | 1 |
| TARRYTOWN PHARMACY | | | 1 | 100% | 1 |
| CVS NV9841POCT RENO | | | 1 | 100% | 1 |
| RIVIERA BEACH HEALTH CENTER LAB | | | 1 | 100% | 1 |
| BRONSON METHODIST HOSPITAL | | | 1 | 100% | 1 |
| Manassas Health & Rehab | | | 1 | 100% | 1 |
| AZALEALAND NURSING HOME | | 1 | | | 1 |
| Ravenwood Speciality Care | | 1 | | | 1 |
| TRUCARE LIVING CENTERS - SELMA | | | 1 | 100% | 1 |
| ACCESS HEALTH CARE PHYSICIANS LLC | | | 1 | 100% | 1 |
| BEAUMONT REFERENCE LABORATORY | | | 1 | 100% | 1 |
| ST JOHN'S MEDICAL CENTER, TETON VILLAGE | | | 1 | 100% | 1 |
| DOCTORS HEARING | | | 1 | 100% | 1 |
| Kroger 409 - The Little Clinic Hebron Marketplace | | | 1 | 100% | 1 |
| RAPID CITY REGIONAL HOSPITAL -579 ATTN. LABORATORY | | 1 | | | 1 |
| MEDEXPRESS URGENT CARE - ST CLAIR, CLOVER DR. | | 1 | | | 1 |
| PROGENESIS INC | | | 1 | 100% | 1 |
| BLUFFTON HEALTH CENTER | | | 1 | 100% | 1 |
| ST MICHAEL'S ELITE MEDICAL HOSPITAL | | | 1 | 100% | 1 |

COVID-19: testing by laboratory

Data through Jan 24, 2021 verified as of Jan 25, 2021 at 09:25 AM

Data in this report are provisional and subject to change.

The numbers in the table below represent the number of Florida and non-Florida residents for whom test results were received by the Department of Health. A person can be tested by more than one laboratory and can have both positive and negative results. **Therefore, the sum of the numbers in each column will be larger than the total number of people tested.**

| Reporting lab | Inconclusive | Negative | Positive | Percent positive | Total |
|--|--------------|----------|----------|------------------|-------|
| SUMMERFIELD PAIN MANAGEMENT | | | 1 | 100% | 1 |
| HAMILTON CI MAIN UNIT ANNEX/ WORK CAMP | | | 1 | 100% | 1 |
| MOSOLF PEDIATRICS PA | | | 1 | 100% | 1 |
| 15 TO KNOW | | | 1 | 100% | 1 |
| Country View of Sunbury | | | 1 | 100% | 1 |
| LAKE REGIONAL HEALTH | | | 1 | 100% | 1 |
| BAYSHORE POINTE NURSING AND REHAB CENTER | | | 1 | 100% | 1 |
| CARENOW LAKE WORTH | | | 1 | 100% | 1 |
| UT HEALTH RGV CLINICAL LABORATORY | | | 1 | 100% | 1 |
| HERNANDO CHILDREN'S | | | 1 | 100% | 1 |
| YOUR HEALTH PEDIATRICS INC | | | 1 | 100% | 1 |
| ONPOINT URGENT CARE | | | 1 | 100% | 1 |
| Southwest Louisiana Veterans Home | | | 1 | 100% | 1 |
| CVS SC5479POCT INDIAN LAND | | 1 | | | 1 |
| Monument Health Custer Care Center | | 1 | | | 1 |
| ANY LAB TEST FAST CORP | | | 1 | 100% | 1 |
| NORTHEAST FLORIDA HEALTH SERVICES | | | 1 | 100% | 1 |
| STATE OF CALIFORNIA DOH SERVICES | | | 1 | 100% | 1 |
| SELF REGIONAL HEALTHCARE | | | 1 | 100% | 1 |
| Kroger 379 - The Little Clinic Stony Brook | | 1 | | | 1 |
| CVS NJ617POCT CEDAR GROVE | | 1 | | | 1 |
| CTMD MEDICAL CENTER, PA | | | 1 | 100% | 1 |
| CVS PA1296POCT DREXEL HILL | | 1 | | | 1 |
| MED BAR LLC | | 1 | | | 1 |
| TITUSVILLE CENTER FOR SURGICAL EXCELLENCE LLC | | 1 | | | 1 |
| SUMMIT LABORATORY | | | 1 | 100% | 1 |
| SOUTHERN HILLS MEDICAL CENTER | | | 1 | 100% | 1 |
| AFTER HOURS CLINIC | | | 1 | 100% | 1 |
| FRASER MEMORIAL HOSPITAL | | | 1 | 100% | 1 |
| CVS AZ5892POCT LAWEEN | | 1 | | | 1 |
| UF HEALTH THE VILLAGES | | | 1 | 100% | 1 |
| FLORIDA MEDICAL CENTER | | | 1 | 100% | 1 |
| AFTER HOURS PEDS | | | 1 | 100% | 1 |
| FLORIDA KEYS PED AND ADOLES CTR | | | 1 | 100% | 1 |
| ST LUKES SURGICAL AT THE VILLAGES INC | | | 1 | 100% | 1 |
| MINUTE CLINIC DIAGNOSTIC PA | | | 1 | 100% | 1 |
| ORLANDO HEALTH MEDICAL GROUP | | | 1 | 100% | 1 |
| San Antonio Residence and Rehabilitation Center | | 1 | | | 1 |
| Garden Villa Bedford | | 1 | | | 1 |
| Kroger 125 - The Little Clinic Castle Rock | | 1 | | | 1 |
| MINUTECLINIC DIAGNOSTIC OF KANSAS PA | | 1 | | | 1 |
| HALIFAX HEALTH PRIMARY CARE | | | 1 | 100% | 1 |
| CARENOW MIDTOWN | | | 1 | 100% | 1 |
| ADVENTHEALTH MEDICAL GROUP UROLOGY AT EAST ORLANDO | | 1 | | | 1 |
| COSTCO PHARMACY #1023 | | | 1 | 100% | 1 |
| GENESIS MICROBIOLOGY LAB | | 1 | | | 1 |

COVID-19: testing by laboratory

Data through Jan 24, 2021 verified as of Jan 25, 2021 at 09:25 AM

Data in this report are provisional and subject to change.

The numbers in the table below represent the number of Florida and non-Florida residents for whom test results were received by the Department of Health. A person can be tested by more than one laboratory and can have both positive and negative results. **Therefore, the sum of the numbers in each column will be larger than the total number of people tested.**

| Reporting lab | Inconclusive | Negative | Positive | Percent positive | Total |
|--|--------------|----------|----------|------------------|-------|
| STANLY REGIONAL MEDICAL CENTER | | | 1 | 100% | 1 |
| MEDEXPRESS URGENT CARE - ANDERSON | | 1 | | | 1 |
| Kroger 687 - The Little Clinic Sugar Hill | | | 1 | 100% | 1 |
| OUCH URGENT CARE | | | 1 | 100% | 1 |
| SAINT JOSEPHS HOSPITAL OF ATLANTA | | | 1 | 100% | 1 |
| BAYCARE OUTREACH LAB WH SOUTH | | | 1 | 100% | 1 |
| CVS MN6811POCT PLYMOUTH | | 1 | | | 1 |
| EXPRESS LAB LIVINGSTON | | | 1 | 100% | 1 |
| PENSACOLA PATHOLOGY | | 1 | | | 1 |
| Good Samaritan Society Waukon | | 1 | | | 1 |
| AAA MEDICAL TESTING | | | 1 | 100% | 1 |
| MEDSTAR HEALTH URGENT CARE | | | 1 | 100% | 1 |
| SOUTH FLORIDA BAPTIST HOSPITAL | | | 1 | 100% | 1 |
| Senatobia Healthcare & Rehab | | 1 | | | 1 |
| FLORIDA CLINICAL LABORATORY INC DBA | | | 1 | 100% | 1 |
| BIODORON LABORATORIES | | | 1 | 100% | 1 |
| BAYLOR SCOTT & WHITE ALL SAINTS MEDICAL CENTER FT | | | 1 | 100% | 1 |
| HARTFORD HEALTH CARE & REHABILITATION | | | 1 | 100% | 1 |
| SANTA MONICA CA-UCLA MC | | | 1 | 100% | 1 |
| CHILDRENS SPECIALIST PEDIATRIC PULMMOLOGY & | | | 1 | 100% | 1 |
| RAYMOND BASRI MD | | 1 | | | 1 |
| CVS GA7064POCT STOCKBRIDGE | | 1 | | | 1 |
| PROVIDENCE LABORATORY SERVICES | | 1 | | | 1 |
| Kroger 923 - The Little Clinic Centerville | | 1 | | | 1 |
| MEMORIAL HOSPITAL LOS BANOS | | | 1 | 100% | 1 |
| SEATTLE-KING COUNTY | | | 1 | 100% | 1 |
| BROOKDALE PALM COAST | | 1 | | | 1 |
| NORTHEAST TEXAS DIALYSIS | | 1 | | | 1 |
| ADVANTA LABS, LLC | | 1 | | | 1 |
| TMH PHYSICIAN PARTNERS | | | 1 | 100% | 1 |
| URGENT DOC -NACOGODOCHES CLINIC | | | 1 | 100% | 1 |
| MOUNT SINAI MEDICAL CENTER OF FLORIDA, INC | | | 1 | 100% | 1 |
| FAMILY PRACTICE OF CENTRAL FLORIDA PA | | | 1 | 100% | 1 |
| Crisp Regional Nursing and Rehab Center | | 1 | | | 1 |
| WHEATON FRANCISCAN LABORATORY | | | 1 | 100% | 1 |
| EAST TENNESSEE STATE UNIVERSITY | | 1 | | | 1 |
| MEDEXPRESS URGENT CARE - WICHITA, N MAIZE RD | | 1 | | | 1 |
| DOCTOR'S IN-HOUSE LAB/COMMUNITY HEALTH CENTERS OF PINELLAS - JOHNNIE R | | | 1 | 100% | 1 |
| DECATUR MORGAN HOSPITAL - DECATUR GENE | | 1 | | | 1 |
| PROGRESSIVE MEDICAL RESEARCH | | | 1 | 100% | 1 |
| NORTH SHORE HEMATOLOGY-ONCOLOGY ASSOCIATES | | 1 | | | 1 |
| PATIENT FIRST - LEESBURG | | | 1 | 100% | 1 |
| CVS MD2956POCT NEW MARKET | | | 1 | 100% | 1 |
| CROSSROADS URGENT CARE PLLC | | 1 | | | 1 |
| FLORIDA STATE UNIVERSITY HEALTH SERVICES | | | 1 | 100% | 1 |
| CENTRAL TX URGENT CARE | | | 1 | 100% | 1 |

COVID-19: testing by laboratory

Data through Jan 24, 2021 verified as of Jan 25, 2021 at 09:25 AM

Data in this report are provisional and subject to change.

The numbers in the table below represent the number of Florida and non-Florida residents for whom test results were received by the Department of Health. A person can be tested by more than one laboratory and can have both positive and negative results. **Therefore, the sum of the numbers in each column will be larger than the total number of people tested.**

| Reporting lab | Inconclusive | Negative | Positive | Percent positive | Total |
|---|--------------|----------|----------|------------------|-------|
| EASTMAN HEALTHCARE & REHAB | | 1 | | | 1 |
| MED TECH CLINICAL LABORATORY | | 1 | | | 1 |
| Bayou Vista Community Care Center | | | 1 | 100% | 1 |
| Manor Care of Dallastown d/b/a ManorCare Health Services - Dallastown | | 1 | | | 1 |
| JMC TALLAHASSEE, LLC | | | 1 | 100% | 1 |
| JPS HEALTH CENTER AT TRUE WORTH PLACE | | | 1 | 100% | 1 |
| WINCHESTER HOSPITAL | | | 1 | 100% | 1 |
| Cooperstown Center for Nursing and Rehabilitation | | 1 | | | 1 |
| NANCY M WORTHINGTON MD PA | | | 1 | 100% | 1 |
| HEALTH EXPRESS | | 1 | | | 1 |
| SYCAMORE MEDICAL CENTER-KETTERING HEALTH NETWORK | | | 1 | 100% | 1 |
| ORANGE PEDIATRICS PA | | | 1 | 100% | 1 |
| PENINSULA REGIONAL MED CTR LAB | | | 1 | 100% | 1 |
| BOCA CIEGA CENTER | | | 1 | 100% | 1 |
| Garden View Care Center at Dougherty Ferry | | 1 | | | 1 |
| C V S / PHARMACY #4396 | | 1 | | | 1 |
| Kroger 339 - The Little Clinic Highlands - Bardstown Road | | 1 | | | 1 |
| WINDSOR MANOR | | | 1 | 100% | 1 |
| SONNI'S PEDIATRICS | | | 1 | 100% | 1 |
| Winter Park Care and Rehab | | | 1 | 100% | 1 |
| FLORIDA MEDICAL CLINIC, LLC | | | 1 | 100% | 1 |
| Central Park Healthcare & Rehabilitation Center | | 1 | | | 1 |
| BLANCHARD VALLEY HOSPITAL LABORATORY | | | 1 | 100% | 1 |
| OAKMONT WEST- GREENVILLE SC | | 1 | | | 1 |
| CAREFIRST URGENT CARE - BEECHMONT | | | 1 | 100% | 1 |
| BAPTIST EMERGENCY HOSPITAL KELLY | | | 1 | 100% | 1 |
| PRIMARY CARE GROUP LLC | | 1 | | | 1 |
| GREENTREE MEDICAL CENTER | | | 1 | 100% | 1 |
| ORMOND MEDICAL ARTS FAMILY PRACTICE PL | | | 1 | 100% | 1 |
| BRIAN C GRINER MD LLC | | | 1 | 100% | 1 |
| WY RETIREMENT CENTER | | 1 | | | 1 |
| HAWKEYE CARE CENTER DUBUQUE | | 1 | | | 1 |
| MINUTE CLINIC DIAGNOSTICS OF IN, LLC #6252 | | 1 | | | 1 |
| FLORHAM PARK ENDOSCOPY CENTER | | 1 | | | 1 |
| ORLANDO HEALTH PHYSICIAN GROUP INC | | | 1 | 100% | 1 |
| PALMS OF FT MYERS,THE | | | 1 | 100% | 1 |
| PRACTITIONERS IN MOTION | | | 1 | 100% | 1 |
| ASCARATE DIALYSIS | | | 1 | 100% | 1 |
| PLANT CITY FAMILY CARE | | 1 | | | 1 |
| HIBISCUS COURT | | | 1 | 100% | 1 |
| FLAGLER COUNTY BOARD OF COUNTY COMMISSIONERS | | | 1 | 100% | 1 |
| URGENTMED PLANTATION | | | 1 | 100% | 1 |
| LITTLE COMPANY OF MARY HOSPITAL | | | 1 | 100% | 1 |
| WINTER PARK MEMORIAL HOSPITAL LABORATORY | | 1 | | | 1 |
| CVS M08581POCT BLUE SPRINGS | | 1 | | | 1 |
| FLAGLER CARE CENTER | | | 1 | 100% | 1 |

COVID-19: testing by laboratory

Data through Jan 24, 2021 verified as of Jan 25, 2021 at 09:25 AM

Data in this report are provisional and subject to change.

The numbers in the table below represent the number of Florida and non-Florida residents for whom test results were received by the Department of Health. A person can be tested by more than one laboratory and can have both positive and negative results. **Therefore, the sum of the numbers in each column will be larger than the total number of people tested.**

| Reporting lab | Inconclusive | Negative | Positive | Percent positive | Total |
|--|---------------|-------------------|------------------|------------------|-------------------|
| NORTH FL SOUTH GA HCS-LAKE CITY | | | 1 | 100% | 1 |
| DEBORAH HEART AND LUNG CENTER | | 1 | | | 1 |
| TANGLEWOOD MANOR | | 1 | | | 1 |
| SPINE & PAIN CONSULTANT PLLC | | 1 | | | 1 |
| PHYSICIANS PREMIER | | | 1 | 100% | 1 |
| Imperial Healthcare Centre | | | 1 | 100% | 1 |
| SHAH | | | 1 | 100% | 1 |
| CVS NC7548POCT FUQUAY VARINA | | 1 | | | 1 |
| PEDIATRIC ASSOCIATES - DORAL | | | 1 | 100% | 1 |
| LEXINGTON HOSPITAL CORPORATION | | | 1 | 100% | 1 |
| CONWAY - SHERWOOD URGENT CARE | | | 1 | 100% | 1 |
| SUNCOAST BEHAVIORAL HEALTH CENTER | | | 1 | 100% | 1 |
| DEL PRADO MEDICAL CENTER, INC | | 1 | | | 1 |
| WYOMING COUNTY DEPARTMENT OF HEALTH | | 1 | | | 1 |
| VILLAGES HEALTH SYSTEM, LLC, THE | | | 1 | 100% | 1 |
| Kingston Care Center of Fort Wayne | | 1 | | | 1 |
| HEALTH PARTNERS REGIONAL HOSPITAL | | | 1 | 100% | 1 |
| The Evangelical Lutheran Good Samaritan Society Prescott Village | | 1 | | | 1 |
| ALPHA 1 ANTITRYPSIN RESEARCH PROGRAM | | | 1 | 100% | 1 |
| SOUTHEAST MISSOURI HOSPITAL | | 1 | | | 1 |
| BSA PHYSICIANS GROUP, INC D/B/A BSA FAMILY MEDICAL | | | 1 | 100% | 1 |
| CELEBRATION HOSPITAL | | | 1 | 100% | 1 |
| CFCH - FROSTPROOF | | | 1 | 100% | 1 |
| JOSEPH SCHENKER MD PC | | 1 | | | 1 |
| CENTRAL TX MEDICAL CENTER - LAB | | | 1 | 100% | 1 |
| Heritage Health of Peru | | | 1 | 100% | 1 |
| HCL LABORATORIES | | | 1 | 100% | 1 |
| ASPIRUS WAUSAU HOSPITAL | | | 1 | 100% | 1 |
| UHEALTH CORAL SPRINGS | | | 1 | 100% | 1 |
| CHESAPEAKE REGIONAL MEDICAL CENTER | | | 1 | 100% | 1 |
| Total | 76,039 | 14,330,802 | 2,125,816 | 13% | 16,532,657 |